INFORMATION REDACTED PURSUANT TOTHE FREEDOM
OF INFORMATION ACT (FOIA), 5 U.S.C.552(B)(6)

This file represents a consolidation of multiple files sent by the manufacturer. Please use the bookmarks to navigate to each file. (Each bookmark label is the name of the original file.)

This file may have been split into multiple files after consolidation. Such files have the suffix “1 of n”appended to the end of the file name.

Self Study Program 891203

# The 2020 Atlas Cross Sport

Design and Function - Tablet Format

Volkswagen Group of America, LLC
Volkswagen Academy
Printed in U.S.A.
Printed 3/2020

Course Number SSP 891203

©2020 Volkswagen Group of America, LLC.

All rights reserved. All information contained in this manual is based on the latest information available at the time of printing and is subject to the copyright and other intellectual property rights of Volkswagen Group of America, LLC., its affiliated companies and its licensors. All rights are reserved to make changes at any time without notice. No part of this document may be reproduced, stored in a retrieval system, or transmitted in any form or by any means, electronic, mechanical, photocopying, recording or otherwise, nor may these materials be modified or reposted to other sites without the prior expressed written permission of the publisher.

All requests for permission to copy and redistribute information should be referred to Volkswagen Group of America, LLC.

Always check Technical Bulletins and the latest electronic repair information for information that may supersede any information included in this booklet.

Trademarks: All brand names and product names used in this manual are trade names, service marks, trademarks, or registered trademarks; and are the property of their respective owners.

# Table of Contents


Introduction . . . . . 1
Body . . . . . 6
Occupant Protection . . . . . 11
Powertrain . . . . . 12
Heating and Air Conditioning System . . . . . 16
Running Gear . . . . . 17
Electrical System . . . . . 29
Infotainment . . . . . 47
Car-Net . . . . . 53
Glossary . . . . . 55

# Introduction

[redacted]

# Introduction

[redacted]

# Introduction

[redacted]



[redacted]

# Introduction

[redacted]

# Introduction

[redacted]

# Body

[redacted]

# Body

[redacted]

# Body

[redacted]

# Body

[redacted]

# Body

[redacted]

# Occupant Protection

[redacted]

# Powertrain

[redacted]

# Powertrain

[redacted]

# Powertrain

[redacted]

# Powertrain

[redacted]

# Heating and Air Conditioning

[redacted]

# Running Gear

[redacted]

# Running Gear

[redacted]

# Running Gear

[redacted]

# Running Gear

[redacted]

# Running Gear

[redacted]

# Running Gear

[redacted]

# Running Gear

[redacted]

# Running Gear

[redacted]

# Running Gear

[redacted]

# Running Gear

[redacted]

# Running Gear

[redacted]

# Running Gear

[redacted]

# Electrical System

[redacted]

# Electrical System

[redacted]



Relay and Fuse Holder SC at the Bottom
Left of the Instrument Panel

# Electrical System

[redacted]

# Electrical System

[redacted]

# Electrical System

[redacted]

# Electrical System

[redacted]

# Electrical System

[redacted]

s

# Electrical System

[redacted]

# Electrical System

[redacted]

# Electrical System

[redacted]

# Electrical System

[redacted]

# Electrical System

[redacted]

# Electrical System

[redacted]

# Electrical System

[redacted]

# Electrical System

[redacted]

# Electrical System

[redacted]



[redacted]

# Electrical System

[redacted]

# Infotainment

[redacted]

# Infotainment

[redacted]

# Infotainment

[redacted]

# Infotainment

[redacted]



[redacted]

# Infotainment

[redacted]

# Infotainment

[redacted]

# Car-Net

[redacted]

# Car-Net

[redacted]

# Glossary

[redacted]

# Glossary

[redacted]

# Glossary

[redacted]

# Knowledge Assessment

[redacted]

Volkswagen Group of America
2200 Ferdinand Porsche Drive
Herndon, VA 20171
2020

Self Study Program 891213

# The ID.4 New Model Overview

Tablet Format

Volkswagen Group of America, LLC
Volkswagen Academy
Published in U.S.A.
3/2021

Course Number SSP 891213

©2020 Volkswagen Group of America, LLC.

All rights reserved. All information contained in this manual is based on the latest information available at the time of publishing and is subject to the copyright and other intellectual property rights of Volkswagen Group of America, LLC., its affiliated companies and its licensors. All rights are reserved to make changes at any time without notice. No part of this document may be reproduced, stored in a retrieval system, or transmitted in any form or by any means, electronic, mechanical, photocopying, recording or otherwise, nor may these materials be modified or reposted to other sites without the prior expressed written permission of the publisher.

All requests for permission to copy and redistribute information should be referred to Volkswagen Group of America, LLC.

Always check Technical Bulletins and the latest electronic repair information for information that may supersede any information included in this booklet.

Trademarks: All brand names and product names used in this manual are trade names, service marks, trademarks, or registered trademarks; and are the property of their respective owners.

# Table of Contents


Introduction . . . . . 1
Body . . . . . 6
High-voltage Systems . . . . . 13
Power Transmission . . . . . 16
Running Gear . . . . . 20
Driver Assist Systems . . . . . 21
Climate Control . . . . . 22
Electrical System . . . . . 31
Infotainment . . . . . 41

# Introduction

CONFIDENTIAL

[redacted]

# Introduction

CONFIDENTIAL

[redacted]

# Introduction

CONFIDENTIAL

[redacted]

# Introduction

CONFIDENTIAL

[redacted]

# Introduction

CONFIDENTIAL

[redacted]

# Body

CONFIDENTIAL

[redacted]

# Body

CONFIDENTIAL

[redacted]

# Body

CONFIDENTIAL

[redacted]

# Body

CONFIDENTIAL

[redacted]

# Body

CONFIDENTIAL

[redacted]

# Body

CONFIDENTIAL

[redacted]

CONFIDENTIAL

# Safety Equipment

[redacted]

# High-Voltage System

CONFIDENTIAL

[redacted]

# High-Voltage System

CONFIDENTIAL

[redacted]

# High-Voltage System

CONFIDENTIAL

[redacted]

# Transmission

CONFIDENTIAL

[redacted]

# Transmission

CONFIDENTIAL

[redacted]

# Transmission

CONFIDENTIAL

[redacted]

# Transmission

CONFIDENTIAL

[redacted]

# Running Gear

CONFIDENTIAL

[redacted]

# Driver Assist Systems

CONFIDENTIAL

[redacted]

# Climate Control

CONFIDENTIAL

[redacted]

# Climate Control

CONFIDENTIAL

[redacted]

# Climate Control

CONFIDENTIAL

[redacted]

# Climate Control

CONFIDENTIAL

[redacted]

# Climate Control

CONFIDENTIAL

[redacted]

# Climate Control

CONFIDENTIAL

[redacted]

# Climate Control

CONFIDENTIAL

[redacted]

# Climate Control

CONFIDENTIAL

[redacted]

# Climate Control

CONFIDENTIAL

[redacted]

# Electrical System

CONFIDENTIAL

[redacted]

# Electrical System

CONFIDENTIAL

Convenience CAN

[redacted]

# Electrical System

CONFIDENTIAL

[redacted]

# Electrical System

CONFIDENTIAL

[redacted]

# Electrical System

CONFIDENTIAL

[redacted]

# Electrical System

CONFIDENTIAL

[redacted]

# Electrical System

CONFIDENTIAL

[redacted]

# Electrical System

CONFIDENTIAL

[redacted]

# Electrical System

CONFIDENTIAL

[redacted]

# Electrical System

CONFIDENTIAL

[redacted]

# Infotainment

CONFIDENTIAL

[redacted]

# Infotainment

CONFIDENTIAL

[redacted]

# Infotainment

CONFIDENTIAL

[redacted]

# Infotainment

CONFIDENTIAL

[redacted]

# Infotainment

CONFIDENTIAL

Ro

# Infotainment

CONFIDENTIAL

[redacted]

Volkswagen Group of America
2200 Ferdinand Porsche Drive
Herndon, VA 20171
March 2021

Self Study Program 892213

# The 2022 Taos New Model Overview

Tablet Format

Volkswagen Group of America, LLC
Volkswagen Academy
Published in U.S.A.
6/2021

Course Number SSP 892213

©2021 Volkswagen Group of America, LLC.

All rights reserved. All information contained in this manual is based on the latest information available at the time of publishing and is subject to the copyright and other intellectual property rights of Volkswagen Group of America, LLC., its affiliated companies and its licensors. All rights are reserved to make changes at any time without notice. No part of this document may be reproduced, stored in a retrieval system, or transmitted in any form or by any means, electronic, mechanical, photocopying, recording or otherwise, nor may these materials be modified or reposted to other sites without the prior expressed written permission of the publisher.

All requests for permission to copy and redistribute information should be referred to Volkswagen Group of America, LLC.

Always check Technical Bulletins and the latest electronic repair information for information that may supersede any information included in this booklet.

Trademarks: All brand names and product names used in this manual are trade names, service marks, trademarks, or registered trademarks; and are the property of their respective owners.

# Table of Contents


Introduction . . . . . 1
Body . . . . . 6
Safety Equipment . . . . . 12
Powertrain . . . . . 14
Transmission . . . . . 16
Climate Control . . . . . 19
Running Gear . . . . . 24
Electrical System . . . . . 30
Networking . . . . . 44
Infotainment . . . . . 49
Car-Net . . . . . 54




The Self-Study Program covers design and operation of the 2022 Taos.
It will not be updated after release.

# Introduction

[redacted]

# Introduction

[redacted]

# Introduction

[redacted]

# Introduction

[redacted]

# Introduction

[redacted]

# Body

[redacted]

# Body

[redacted]

# Body

[redacted]

# Body

[redacted]

# Body

[redacted]

# Body

[redacted]

# Safety Equipment

[redacted]

# Safety Equipment

[redacted]



[redacted]

# Powertrain

[redacted]

# Powertrain

[redacted]

# Transmission

[redacted]

# Transmission

[redacted]

# Transmission

[redacted]

# Climate Control

[redacted]

# Climate Control

[redacted]

# Climate Control

[redacted]

# Climate Control

[redacted]

# Climate Control

[redacted]

# Running Gear

[redacted]

# Running Gear

[redacted]

# Running Gear

[redacted]



[redacted]

# Running Gear

[redacted]

# Running Gear

[redacted]

# Running Gear

[redacted]

# Electrical System

[redacted]

# Electrical System

[redacted]

# Electrical System

[redacted]

# Electrical System

[redacted]

# Electrical System

[redacted]

CONFIDENTIAL

# Electrical System

[redacted]

# Electrical System

[redacted]

# Electrical System

[redacted]

# Electrical System

[redacted]

# Electrical System

[redacted]

# Electrical System

[redacted]

# Electrical System

[redacted]

# Electrical System

[redacted]

# Electrical System

[redacted]

# Networking

[redacted]

# Networking

[redacted]

# Networking

[redacted]

# Networking

[redacted]

# Networking

[redacted]

# Infotainment

[redacted]

# Infotainment

[redacted]

# Infotainment

[redacted]

# Infotainment

[redacted]

# Infotainment

[redacted]

# Car-Net

[redacted]

# Car-Net

[redacted]

Volkswagen Group of America
2200 Ferdinand Porsche Drive
Herndon, VA 20171
June 2021

eSelf Study Program 970263

# The 2017 Audi Q7 Driver Assistance Systems

Audi Academy

Audi of America, LLC
Service Training
Created in the U.S.A.
Created 9/2015
Course Number 970263
©2015 Audi of America, LLC

All rights reserved. Information contained in this manual is based on the latest information available at the time of printing and is subject to the copyright and other intellectual property rights of Audi of America, LLC., its affiliated companies and its licensors. All rights are reserved to make changes at any time without notice. No part of this document may be reproduced, stored in a retrieval system, or transmitted in any form or by any means, electronic, mechanical, photocopying, recording or otherwise, nor may these materials be modified or reposted to other sites without the prior expressed written permission of the publisher. All requests for permission to copy and redistribute information should be referred to Audi of America, LLC.

Always check Technical Bulletins and the latest electronic service repair literature for information that may supersede any information included in this booklet.

Revision 2:12/2015

**Introduction** ..... 1

**Audi park assist (third generation)** ..... 2
Features of Audi park assist ..... 2
Geometric requirements of parking spaces ..... 3
New parking scenarios ..... 4
New display and operating concept ..... 8
System improvements ..... 12

**Rear radar (third generation)** ..... 14
Audi side assist (third generation) ..... 18
Vehicle exit assist ..... 19
Rear cross traffic assist ..... 22

**Driver Assistance Systems Front Camera R242** ..... 24
Introduction ..... 24
Audi active lane assist ..... 26
Camera based traffic sign recognition (second generation) ..... 28

**Self-study programs** ..... 31

**Knowledge assessment** ..... 32

This eSelf Study Program teaches a basic knowledge of the design and functions of new models, new automotive components or technologies.
**It is not a Repair Manual! All values given are intended as a guideline only.**
For maintenance and repair work, always refer to the current technical literature.

**Note**

**Reference**

# Introduction

[redacted]

# Audi park assist (third generation)*

[redacted]

## Geometric requirements of parking spaces

[redacted]

## New parking scenarios

[redacted]

The driver now has the option of the completing the parking maneuver with the aid of park assist.

The driver must wait until park assist provides audible feedback indicating that it has been activated. Otherwise,

[redacted]

CONFIDENTIAL

**Forward parking after previously passing a perpendicular parking space**

[redacted]

The car is now maneuvered into a position from which the driver can forward park into the perpendicular parking

Once in this position, the driver is prompted to brake and select a forward gear.

[redacted]

CONFIDENTIAL

## New display and operating concept

[redacted]

**New graphics of the park assist system**

[redacted]

CONFIDENTIAL

**Perpendicular parking space detected**



CONFIDENTIAL



[redacted]

## System improvements

[redacted]

CONFIDENTIAL

**Alignment in the center of parallel parking spaces**

[redacted]

# Rear radar (third generation)

[redacted]

## Address Words

[redacted]

**Area covered by the sensors**

[redacted]

CONFIDENTIAL

**Installation location of the rear radar sensors**

[redacted]

# Audi side assist (third generation)

[redacted]

## Vehicle exit assist

[redacted]

CONFIDENTIAL

## Switching the vehicle exit assist system on or off

[redacted]

## Overview

[redacted]

CONFIDENTIAL

## Rear cross traffic assist

[redacted]

CONFIDENTIAL

## System warnings

[redacted]

# Driver Assistance Systems Front Camera R242

[redacted]

## Integration R242 with the vehicle electronics

[redacted]

CONFIDENTIAL

# Audi active lane assist

[redacted]

**New features:**

[redacted]

# Camera based traffic sign recognition (second generation)

[redacted]

Display of detected traffic signs

[redacted]

## Traffic sign based speed warning

[redacted]

# Self-study programs

[redacted]

CONFIDENTIAL

# Knowledge assessment

[redacted]

[redacted]

Audi
Truth in Engineering

970263

All rights reserved.
Technical specifications are
subject to change without notice.

Audi of America, LLC
2200 Ferdinand Porsche Drive
Herndon, VA 20171

# The 2018 Audi Q5 Introduction

## eSelf Study Program 990173

Audi Academy

Audi of America, LLC
Service Training
Created in the U.S.A.
Created 12/2016

Course Number 990173

©2016 Audi of America, LLC

All rights reserved. Information contained in this manual is based on the latest information available at the time of printing and is subject to the copyright and other intellectual property rights of Audi of America, LLC., its affiliated companies and its licensors. All rights are reserved to make changes at any time without notice. No part of this document may be reproduced, stored in a retrieval system, or transmitted in any form or by any means, electronic, mechanical, photocopying, recording or otherwise, nor may these materials be modified or reposted to other sites without the prior expressed written permission of the publisher. All requests for permission to copy and redistribute information should be referred to Audi of America, LLC.

Always check Technical Bulletins and the latest electronic service repair literature for information that may supersede any information included in this booklet.

The eSelf-Study Program (eSSP) teaches a basic understanding of the design and mode of operation of new models, new automotive components or new technologies.
**It is not a repair manual! Figures are given for explanatory purposes only and refer to the data valid at the time of preparation of the eSSP.**

For further information about maintenance and repair work, always refer to the current technical literature.

**Note**

**Reference**

# Contents


## Introduction ..... 5
Overview ..... 6

## Body ..... 10
Overview ..... 10
Attachments ..... 12

## Engines ..... 18
Engine/transmission combinations ..... 20

## Power transmission ..... 22
Overview ..... 22
quattro with ultra technology ..... 24
7-speed dual clutch transmission 0CJ ..... 36
quattro with self-locking center differential/quattro with sport differential ..... 38

## Suspension ..... 40
Overall concept ..... 40
Axles and wheel alignment ..... 41
Adaptive air suspension ..... 43
Brake system ..... 45
Steering system ..... 47
Adaptive cruise control (ACC) ..... 48
Wheels and tires ..... 49

## Electrical system ..... 50
Introduction ..... 50
Power supply ..... 52
Topology ..... 54
Exterior lighting ..... 58
Audi drive select ..... 65

## Climate control ..... 66
Introduction ..... 66
Operation ..... 66
Air conditioning housing ..... 67

## Safety and driver assistance systems ..... 68
Passive safety ..... 68
Active safety ..... 74

## Infotainment and Audi connect ..... 76
Overview of versions ..... 76
Sound systems ..... 78
Antennas ..... 80
Control panel ..... 82
Audi connect SIM ..... 85

## Inspection and maintenance ..... 86
Overview ..... 86

## Appendix ..... 87
eSelf-Study Programs ..... 87

## Knowledge assessment ..... 88

[redacted]

## Overview

[redacted]

CONFIDENTIAL

## Body

Steels with maximum tensile strength and aluminum form an intelligent

## Suspension

The handling of the new Audi Q5 is sporty while being comfortable. This is

[redacted]

## Dimensions

[redacted]

## Body

[redacted]

Ultra-high-strength hot-shaped components

[redacted]

## Attachments

[redacted]

Hood

[redacted]

CONFIDENTIAL

Front side windows

[redacted]

CONFIDENTIAL

Panoramic glass sunroof

[redacted]

[redacted]

# Engines

[redacted]

CONFIDENTIAL

**Torque/power curve of 3.0l TFSI engine**

[redacted]

## Engine/transmission combinations

[redacted]

# Power transmission

[redacted]

Overview of transmissions

[redacted]

quattro with ultra technology

[redacted]

Driveline with 2.0l TFSI engine

[redacted]

System components

[redacted]

Lubrication/cooling oil supply

[redacted]

Rear axle drive 0B0

[redacted]

CONFIDENTIAL

## Dog clutch

Dog clutch
with clutch actuator

[redacted]

Changing from all-wheel drive to front-wheel drive

[redacted]

CONFIDENTIAL



[redacted]

All-wheel drive disconnected – front-wheel drive

[redacted]

Changing from front-wheel drive to all-wheel drive

[redacted]

All-wheel-drive strategy

[redacted]

Driving status parameters for determining the need for all-wheel drive

[redacted]

# 7-speed dual clutch transmission 0CJ

[redacted]

CONFIDENTIAL

All-wheel-drive clutch OCJ is a self-contained unit flange-

Transmission lubrication systems

[redacted]

## quattro with self-locking center differential/quattro with sport differential

[redacted]

Dual control module concept

[redacted]

# Suspension

[redacted]

CONFIDENTIAL



[redacted]

CONFIDENTIAL

## Rear axle

[redacted]

CONFIDENTIAL

## Adaptive air suspension

[redacted]

**Control strategy (see diagram)**

[redacted]

## Brake system

[redacted]

CONFIDENTIAL

## Rear axle

[redacted]

## Steering system

[redacted]

## Adaptive cruise control (ACC)

[redacted]

## Wheels and tires

[redacted]

# Electrical system

[redacted]

The new Audi Q5 is equipped with xenon headlights with

In the area of convenience electronics (standard and

[redacted]

## Power supply

[redacted]

[redacted]

## Topology

[redacted]

## Infotainment topology

[redacted]

CONFIDENTIAL

## FlexRay topology

[redacted]

## Exterior lighting

[redacted]

**Schematic diagram of the activation mechanism**



**LED headlight (PR number 8IT, standard on Premium plus and Prestige models)**

[redacted]

**Schematic diagram of the activation mechanism**



## Taillights

[redacted]

## Activation of the taillights

[redacted]

## High-level brake light / license plate lights

[redacted]

## Audi drive select

[redacted]

# Climate control

[redacted]

CONFIDENTIAL

[redacted]

# Safety and driver assistance systems

[redacted]

[redacted]

[redacted]

CONFIDENTIAL

## Additional equipment

[redacted]

Sensors

[redacted]

CONFIDENTIAL

## Front automatic belt retractor

[redacted]

## Active safety

[redacted]

# Infotainment and Audi connect

[redacted]

[redacted]

[redacted]

[redacted]

## Antennas

[redacted]

[redacted]

CONFIDENTIAL

## Control panel

[redacted]

## Other controls

[redacted]

[redacted]

# Audi connect SIM

[redacted]

CONFIDENTIAL

# Inspection and maintenance

[redacted]

# Knowledge assessment

[redacted]

990173

All rights reserved.
Technical specifications subject to
change without notice.

Audi of America, LLC
2200 Ferdinand Porsche Drive
Herndon, VA 20171

eSelf Study Program 990263

# The 2017 A4 Introduction

Audi Academy

Audi of America, LLC
Service Training
Created in the U.S.A.
Created 12/2015
Course Number 990263
©2015 Audi of America, LLC

All rights reserved. Information contained in this manual is based on the latest information available at the time of printing and is subject to the copyright and other intellectual property rights of Audi of America, LLC., its affiliated companies and its licensors. All rights are reserved to make changes at any time without notice. No part of this document may be reproduced, stored in a retrieval system, or transmitted in any form or by any means, electronic, mechanical, photocopying, recording or otherwise, nor may these materials be modified or reposted to other sites without the prior expressed written permission of the publisher. All requests for permission to copy and redistribute information should be referred to Audi of America, LLC.

Always check Technical Bulletins and the latest electronic service repair literature for information that may supersede any information included in this booklet.

Revision 1:12/2015

**Introduction** ..... **1**
Dimensions ..... 4

**Body** ..... **6**
Introduction ..... 6
Body structure ..... 6
Attachments ..... 10
Seating systems ..... 12

**Occupant protection** ..... **14**
Passive safety ..... 14
Active safety ..... 20

**Engines** ..... **21**
Fuel tank ..... 22

**Power transmission** ..... **26**
Overview ..... 26
7-speed dual clutch transmission 0CK/0CL – S tronic ..... 32
park-by-wire (PBW) parking lock ..... 36

**Running gear** ..... **49**
Overall concept ..... 49
Axles and wheel alignment ..... 50
Suspension with electronic damper control (1BL) ..... 53
Brake system ..... 56
Steering system ..... 59
Adaptive Cruise Control (ACC) ..... 63
Wheels and tires ..... 64

**Electrical system** ..... **66**
Installation locations of control modules ..... 66
Topology ..... 68
Surround cameras ..... 70

**Infotainment** ..... **76**
MMI ..... 76

**Climate control** ..... **77**
Introduction ..... 77
Climate control housing ..... 78
Steering wheel heating ..... 79

**Service** ..... **80**
Inspection and maintenance ..... 80

**Self-study programs** ..... **81**

**Knowledge assessment** ..... **82**

This eSelf Study Program teaches a basic knowledge of the design and functions of new models, new automotive components or technologies.
**It is not a Repair Manual! All values given are intended as a guideline only.**
For maintenance and repair work, always refer to the current technical literature.

**Note**

**Reference**

[redacted]

[redacted]

[redacted]

## Dimensions

[redacted]

[redacted]

## Body

[redacted]

Ultra-high-strength steel (hot-stamped)

[redacted]

CONFIDENTIAL



[redacted]

[redacted]

## Attachments

[redacted]

CONFIDENTIAL

**Active radiator louver**

(not available at vehicle introduction)

[redacted]

CONFIDENTIAL



[redacted]

CONFIDENTIAL

## Seat memory

[redacted]

# Occupant protection

[redacted]

[redacted]

[redacted]

CONFIDENTIAL

## Additional equipment

[redacted]

## Sensors

[redacted]

Airbag Control Module J234

[redacted]

## Active safety

[redacted]

# Engines

[redacted]

## Fuel tank

[redacted]

[redacted]

Tank ventilation system

[redacted]

## Notes

[redacted]

# Power transmission

[redacted]

## Rear final drive

[redacted]

Automatic transmission selector mechanism

Basic shift schematic

[redacted]

Component overview

[redacted]

**Information exchange**

**Information flow**

[redacted]

Function diagram – selector mechanism

[redacted]

CONFIDENTIAL

# 7-speed dual clutch transmission 0CK/0CL – S tronic

[redacted]

CONFIDENTIAL

Special features at a glance

[redacted]

7-speed dual clutch transmission 0CL – all-wheel drive

[redacted]

With the OCK or OCL transmission, top speed is in 6th gear.
In 7th gear engine speed is reduced for better fuel

[redacted]

park-by-wire (PBW) parking lock

[redacted]

[redacted]

② Parking lock disengaged (P-OFF)

[redacted]

2A Disengage parking lock (P-ON --> P-OFF)

[redacted]

④ Engage parking lock (P-ON --> P-OFF)

[redacted]

CONFIDENTIAL

Parking lock engaged (P-ON)

[redacted]

Functional reliability of the parking lock

[redacted]

Drive Position Sensor G676

[redacted]

Emergency release

[redacted]

Installation location of the emergency release mechanism

Emergency-releasing the parking lock (P-OFF position)

[redacted]

CONFIDENTIAL

CONFIDENTIAL



[redacted]

## Towing

[redacted]

# Running gear

[redacted]

CONFIDENTIAL



[redacted]

CONFIDENTIAL



[redacted]

CONFIDENTIAL



[redacted]

## Suspension with electronic damper control (1BL)

[redacted]

CONFIDENTIAL



[redacted]

[redacted]

# Brake system

[redacted]

Electro-mechanical parking brake (EPB)

[redacted]

[redacted]

## Steering system

[redacted]

Steering column

[redacted]

CONFIDENTIAL



[redacted]

CONFIDENTIAL

## Dynamic steering (not available vehicle introduction)

[redacted]

## Adaptive Cruise Control (ACC)

[redacted]

## Wheels and tires

[redacted]

## Notes

[redacted]

# Electrical system

[redacted]

[redacted]

## Topology

[redacted]

[redacted]

## Surround cameras

[redacted]

[redacted]

CONFIDENTIAL

## Installation locations of components in the Audi A4

[redacted]

CONFIDENTIAL



[redacted]

## Implementation of the function in the vehicle

[redacted]

CONFIDENTIAL

# Infotainment

[redacted]

CONFIDENTIAL

# Climate control

[redacted]

CONFIDENTIAL

# Climate control housing

[redacted]

CONFIDENTIAL

# Steering wheel heating

[redacted]

# Service

[redacted]

# Self-study programs

[redacted]

# Knowledge assessment

[redacted]

Audi
Truth in Engineering

990263

All rights reserved.
Technical specifications are
subject to change without notice.

Audi of America, LLC
2200 Ferdinand Porsche Drive
Herndon, VA 20171

# The 2019 Audi A8 Introduction

**eSelf-Study Program 990493**

Audi Academy

Audi of America, LLC
Service Training
Created in the U.S.A.
Created 05/2018

Course Number 990493

©2018 Audi of America, LLC

All rights reserved. Information contained in this manual is based on the latest information available at the time of printing and is subject to the copyright and other intellectual property rights of Audi of America, LLC., its affiliated companies and its licensors. All rights are reserved to make changes at any time without notice. No part of this document may be reproduced, stored in a retrieval system, or transmitted in any form or by any means, electronic, mechanical, photocopying, recording or otherwise, nor may these materials be modified or reposted to other sites without the prior expressed written permission of the publisher. All requests for permission to copy and redistribute information should be referred to Audi of America, LLC.

Always check Technical Bulletins and the latest electronic service repair literature for information that may supersede any information included in this booklet.

Revision:May_2018

**Introduction** 1
Overview 2
Dimensions 4

**Body** 6
Introduction 6
Attachments 10
Interior equipment 12
Roof 17

**Engine** 18
Powertrain 19
Fuel tank 20
Exhaust system for the 3.0l TFSI engine 22

**Power transmission** 26
Overview 26
Automatic transmission selector mechanism 28
Parking lock emergency release 29
8-speed automatic transmission 0D5 30
Functions influencing the transmission and sport differential 37

**Suspension** 40
Overview 40
Axles and wheel alignment 41
Adaptive air suspension 42
Steering system 43
Suspension 44
Wheels and tires 45

**Electrics and electronics** 46
Installation locations of the control modules 47

**Climate control** 48
New features 49

**Safety and driver assistance systems** 50
Passive safety 50
Active safety 68
Driver assistance systems 92

**Infotainment and Audi connect** 96
Overview of versions 96

**Inspection and maintenance** 98
Overview 98
Special tools and workshop equipment 99

**Appendix** 100
eSelf-Study Program 100

**Knowledge assessment** 101

eMedia

This eSSP contains video links which you can use to access interactive media.

The eSelf-Study Program (eSSP) teaches a basic understanding of the design and mode of operation of new models, new automotive components or new technologies.

**It is not a repair manual! Figures are given for explanatory purposes only and refer to the data valid at the time of preparation of the SSP.**

For further information about maintenance and repair work, always refer to the current technical literature.

**Note**

**Reference**

# Introduction

[redacted]

## Overview

[redacted]

Climate control

Body

[redacted]

CONFIDENTIAL

## Dimensions

[redacted]

[redacted]

## Body

[redacted]

CONFIDENTIAL



[redacted]

CONFIDENTIAL

## Safety cell

[redacted]

**Roll hemming**

[redacted]

## Attachments

[redacted]

**Door opening via the microswitch**

[redacted]

CONFIDENTIAL

## Interior equipment

[redacted]

**Front center console:**

[redacted]

CONFIDENTIAL

## Rear center console

**Seats**

[redacted]

CONFIDENTIAL

**Rear seat**

[redacted]

## Roof

[redacted]

# Engine

[redacted]

CONFIDENTIAL

## Powertrain

[redacted]

CONFIDENTIAL

## Fuel tank

[redacted]

[redacted]

CONFIDENTIAL

## Exhaust system for the 3.0l TFSI engine

[redacted]

[redacted]

CONFIDENTIAL

## Engine mounts

[redacted]

CONFIDENTIAL

**Hydraulically switchable transmission mounting**

[redacted]

# Power transmission

[redacted]

CONFIDENTIAL



[redacted]

CONFIDENTIAL

## Automatic transmission selector mechanism

[redacted]

CONFIDENTIAL

## Parking lock emergency release

[redacted]

CONFIDENTIAL

# 8-speed automatic transmission 0D5

[redacted]

[redacted]

CONFIDENTIAL



[redacted]

CONFIDENTIAL



[redacted]

CONFIDENTIAL

## Mechatronic module

[redacted]

CONFIDENTIAL

## ATF temperature regulation

[redacted]

CONFIDENTIAL

## Data exchange – Function diagram

[redacted]

## Functions influencing the transmission and sport differential

[redacted]

CONFIDENTIAL



[redacted]

CONFIDENTIAL

**Neutral idle control (NIC)**

**Downhill assist**

[redacted]

# Suspension

[redacted]

CONFIDENTIAL



[redacted]

CONFIDENTIAL

## Adaptive air suspension

[redacted]

CONFIDENTIAL

## Steering system

[redacted]

CONFIDENTIAL

## Suspension

[redacted]

CONFIDENTIAL

## Wheels and tires

[redacted]

CONFIDENTIAL

# Electrics and electronics

[redacted]

CONFIDENTIAL

## Installation locations of the control modules

[redacted]

CONFIDENTIAL

# Climate control

[redacted]

CONFIDENTIAL

## New features

[redacted]

CONFIDENTIAL

# Safety and driver assistance systems

[redacted]

[redacted]

CONFIDENTIAL



[redacted]

CONFIDENTIAL

**Key to figure on page 52:**

[redacted]

CONFIDENTIAL

## Airbag Control Module J234

[redacted]

CONFIDENTIAL

**Key to figure on page 54:**

[redacted]

CONFIDENTIAL

**Action of the 48 V battery in response to a crash signal**

[redacted]

CONFIDENTIAL



[redacted]

[redacted]

S1

S1

[redacted]

CONFIDENTIAL

## Assistance system monitor (ASM)

[redacted]

CONFIDENTIAL

## Front Passenger Airbag -Disabled- Indicator Lamp K145

[redacted]

CONFIDENTIAL

## Interaction airbag

[redacted]

CONFIDENTIAL

## Front interaction airbag

Installation location

[redacted]

CONFIDENTIAL

## Automatic belt retractor

[redacted]

CONFIDENTIAL

## Front reversible belt tensioner

Front reversible belt tensioner

[redacted]

CONFIDENTIAL

## Rear lap belt tensioner

[redacted]

CONFIDENTIAL

**Installation location**

[redacted]

CONFIDENTIAL

**Illuminated seat belt buckles**

[redacted]

CONFIDENTIAL



[redacted]

CONFIDENTIAL

## Audi pre sense settings

[redacted]

CONFIDENTIAL



[redacted]

**Pre sense basic**

[redacted]

CONFIDENTIAL



[redacted]

CONFIDENTIAL

**Process diagram of the Audi pre sense basic longitudinal dynamics function**

[redacted]

CONFIDENTIAL



[redacted]

CONFIDENTIAL

**Crash function in the low relative speed range**

[redacted]

CONFIDENTIAL



[redacted]

CONFIDENTIAL

**Audi pre sense display**

[redacted]

CONFIDENTIAL

**Process diagram of Audi pre sense rear**

[redacted]

CONFIDENTIAL

**Installation location**

[redacted]

CONFIDENTIAL



[redacted]

CONFIDENTIAL



[redacted]

CONFIDENTIAL



[redacted]

CONFIDENTIAL

**Automatic brake intervention phase**

[redacted]

CONFIDENTIAL



[redacted]

CONFIDENTIAL

**Response to pedestrian or cyclist**

[redacted]

CONFIDENTIAL

**Process diagram showing how Audi Pre sense front responds automatically to pedestrians/cyclists**

[redacted]

CONFIDENTIAL

**Process diagram showing how Audi Pre sense front responds to pedestrians/cyclists**

[redacted]

CONFIDENTIAL

## Pre sense turn assist

[redacted]

CONFIDENTIAL

**Turning to the left, example**

[redacted]

CONFIDENTIAL

## Pre sense collision avoidance assist

[redacted]

CONFIDENTIAL

**Collision avoidance assist, example**

[redacted]

CONFIDENTIAL



[redacted]

CONFIDENTIAL

## Intersection assist

[redacted]

CONFIDENTIAL

## Driver Assistance Systems Control Module J1121

[redacted]

CONFIDENTIAL

## Laser Distance Regulation Control Module J1122

[redacted]

CONFIDENTIAL

# Infotainment and Audi connect

[redacted]

## MMI Navigation plus (I8T + 7UG)

[redacted]

# Inspection and maintenance

[redacted]

CONFIDENTIAL



[redacted]

# Appendix

[redacted]

CONFIDENTIAL

# Knowledge assessment

[redacted]

990493

All rights reserved.
Technical specifications subject to
change without notice.

Audi of America, LLC
2200 Ferdinand Porsche Drive
Herndon, VA 20171

# The 2019 Audi A7 Introduction

## eSelf-Study Program 990593

Audi Academy

Audi of America, LLC
Service Training
Created in the U.S.A.
Created 05/2018

Course Number 990593

©2018 Audi of America, LLC

All rights reserved. Information contained in this manual is based on the latest information available at the time of printing and is subject to the copyright and other intellectual property rights of Audi of America, LLC., its affiliated companies and its licensors. All rights are reserved to make changes at any time without notice. No part of this document may be reproduced, stored in a retrieval system, or transmitted in any form or by any means, electronic, mechanical, photocopying, recording or otherwise, nor may these materials be modified or reposted to other sites without the prior expressed written permission of the publisher.

All requests for permission to copy and redistribute information should be referred to Audi of America, LLC.

Always check Technical Bulletins and the latest electronic service repair literature for information that may supersede any information included in this booklet.

## Introduction 1
Overview 2
Dimensions 4

## Body 6
Overview 6
Body structure 8
Body assembly 10

## Engine 14
Engine/transmission combinations 15
Fuel tank 16
Exhaust system 18

## Power transmission 20
Overview 20
Drive versions 22
Transmission functions 25
7-speed dual clutch transmission 0HL 26
Selector mechanism 28
Parking lock manual release 30

## Running gear 32
Overview 32
Axles and wheel alignment 33
Adaptive air suspension (S7) 36
Steering system 39
Brake system 41

## Electrical system and electronics 44
Introduction 44
Electrical system 46
Networking 48
Topology 50
Control modules 54
Exterior lighting 60
Interior lighting 68

## Climate control 72
Overview 72

## Safety and driver assist systems 74
Passive safety 74
Active safety 78
Driver assist systems 79
Driver Assistance Systems Control Module J1121 80

## Infotainment and Audi connect 92
Introduction and overview of versions 92
Networking 96
Control Module for Emergency Call Module and Communication Unit J949 98
Sound 100
Antennas 104

## Inspection and maintenance 109

## Appendix 110
eSelf-Study programs 110

## Knowledge assessment 111

eMedia

This eSSP contains video links which you can use to access interactive media.

Revision: 1 - June 2018

This self-study program teaches a basic knowledge of the design and functions of new models, new vehicle components or new technologies.
**It is not a Workshop Manual. Any figures given here are for explanatory purposes only and refer to the data valid at the time of writing.**
**Content is not updated.**
It is essential that you refer to the latest technical literature when carrying out maintenance and repair work.

**Note**

**Reference**

# Introduction

[redacted]

## Overview

[redacted]

[redacted]

CONFIDENTIAL

## Dimensions

[redacted]

[redacted]

# Body

[redacted]

[redacted]

CONFIDENTIAL

## Body structure

[redacted]

[redacted]

CONFIDENTIAL

## Body assembly

[redacted]

[redacted]

[redacted]

# Engine

[redacted]

[redacted]

## Fuel tank

[redacted]

[redacted]

CONFIDENTIAL

## Exhaust system

[redacted]

[redacted]

# Power transmission

[redacted]

[redacted]

[redacted]

[redacted]

[redacted]

[redacted]

[redacted]

[redacted]

[redacted]

[redacted]

[redacted]

[redacted]

CONFIDENTIAL

# Running gear

[redacted]

[redacted]

CONFIDENTIAL

[redacted]



**Wheel bearing/wheel hub**
Adopted from the Audi Q5

669_142

[redacted]

[redacted]

[redacted]

[redacted]

[redacted]

[redacted]

[redacted]

[redacted]

CONFIDENTIAL

# Electrical system and electronics

## Introduction

[redacted]

[redacted]

CONFIDENTIAL

## Electrical system

[redacted]

[redacted]

## Networking

[redacted]

[redacted]

[redacted]

[redacted]

[redacted]

[redacted]

CONFIDENTIAL

## Control modules

[redacted]

[redacted]

[redacted]

[redacted]

[redacted]

[redacted]

CONFIDENTIAL

# Exterior lighting

## Headlights

[redacted]

[redacted]

[redacted]

[redacted]

[redacted]

[redacted]

CONFIDENTIAL

## Tail lights

### General description

[redacted]

[redacted]

CONFIDENTIAL

## Interior lighting

[redacted]

[redacted]

[redacted]

[redacted]

CONFIDENTIAL

# Climate control

[redacted]

[redacted]

# Safety and driver assist systems

## Passive safety

[redacted]

[redacted]

[redacted]

669_043

CONFIDENTIAL

## Additional equipment

[redacted]

[redacted]

CONFIDENTIAL

# Driver assist systems

## Introduction

[redacted]

CONFIDENTIAL

# Driver Assistance Systems Control Module J1121

## Introduction

[redacted]

[redacted]

[redacted]

[redacted]

[redacted]

[redacted]

[redacted]

[redacted]

[redacted]

CONFIDENTIAL

## Emergency assist

### Description of function

[redacted]

CONFIDENTIAL

## Intersection assist

### Description of function

[redacted]

[redacted]

CONFIDENTIAL

# Infotainment and Audi connect

## Introduction and overview of versions

[redacted]

[redacted]

[redacted]

[redacted]

## Networking

### Topology

[redacted]

CONFIDENTIAL

## Touch display

### Introduction

[redacted]

CONFIDENTIAL

## Control Module for Emergency Call Module and Communication Unit J949

[redacted]

[redacted]

## Sound

[redacted]

[redacted]

[redacted]

[redacted]

## Antennas

[redacted]

[redacted]

[redacted]

[redacted]

[redacted]

# Inspection and maintenance

[redacted]

CONFIDENTIAL

# Appendix

## eSelf-Study programs

[redacted]

CONFIDENTIAL

# Knowledge assessment

[redacted]

990593

All rights reserved.
Technical specifications subject to
change without notice.

Audi of America, LLC
2200 Ferdinand Porsche Drive
Herndon, VA 20171

# The 2019 Audi A6 Introduction

eSelf-Study Program 990693

Audi Academy

Audi of America, LLC
Service Training
Created in the U.S.A.
Created 06/2018

Course Number 990693

©2018 Audi of America, LLC

All rights reserved. Information contained in this manual is based on the latest information available at the time of printing and is subject to the copyright and other intellectual property rights of Audi of America, LLC., its affiliated companies and its licensors. All rights are reserved to make changes at any time without notice. No part of this document may be reproduced, stored in a retrieval system, or transmitted in any form or by any means, electronic, mechanical, photocopying, recording or otherwise, nor may these materials be modified or reposted to other sites without the prior expressed written permission of the publisher.

All requests for permission to copy and redistribute information should be referred to Audi of America, LLC.

Always check Technical Bulletins and the latest electronic service repair literature for information that may supersede any information included in this booklet.

Revision 2: Aug 8, 2018

**Introduction** 1
Presentation 2
Dimensions 4

**Body** 6
Introduction 6
Body assembly 8

**Power units** 11
Gasoline engines 11
Engine/transmission combinations 12

**Power transmission** 14
Overview 14

**Running gear** 16
Overview 16
Axles and wheel alignment 17
Steering system 19
Brake system 20

**Electrics and electronics** 22
Introduction 22
Layout of 12 Volt MHEV 24
Starter Generator C29 26
Auxiliary Battery A1 27
48 Volt MHEV electrical system 30
Networking 32
Topology 34
Exterior lighting 38
Tail lights 46
Convenience electronics on Audi A6 48
Central locking 50
Interior lighting 53

**Climate control** 54
Overview 54

**Safety and driver assist systems** 56
Passive safety 56
Driver assist systems 60

**Emergency assist** 69
Function 69

**Infotainment and Audi connect** 72
Introduction and overview of versions 72
Sound 74
Antennas 76

**Inspection and maintenance** 78

**Knowledge assessment** 79

The eSelf-Study Program (eSSP) teaches a basic understanding of the design and mode of operation of new models, new automotive components or new technologies.

**It is not a repair manual! Figures are given for explanatory purposes only and refer to the data valid at the time of preparation of the SSP.**

For further information about maintenance and repair work, always refer to the current technical literature.

**Note**

**Reference**

# Introduction

[redacted]

## Presentation

[redacted]

[redacted]

CONFIDENTIAL

## Dimensions

[redacted]

[redacted]

# Body

## Introduction

[redacted]

[redacted]

CONFIDENTIAL

## Body assembly

[redacted]

## Rear lid

[redacted]

## Operation of rear lid lock

[redacted]

# Power units

[redacted]

CONFIDENTIAL

## Engine/transmission combinations

[redacted]

# Power transmission

[redacted]

Overview – Automatic transmission only for NAR

[redacted]

CONFIDENTIAL

# Running gear

## Overview

[redacted]

CONFIDENTIAL

## Axles and wheel alignment

[redacted]

## Rear axle

[redacted]

[redacted]

## Steering system

[redacted]

[redacted]

CONFIDENTIAL

## Brake system

[redacted]

# Electrics and electronics

[redacted]

[redacted]

## Layout of 12 Volt MHEV

[redacted]

[redacted]

[redacted]

CONFIDENTIAL

## Starter Generator C29

[redacted]

## Auxiliary Battery A1

[redacted]

## Construction of battery

[redacted]

[redacted]

CONFIDENTIAL

# 48 Volt MHEV electrical system

[redacted]

[redacted]

CONFIDENTIAL



[redacted]

[redacted]

## Topology

[redacted]

[redacted]

**Key:**

[redacted]

**Key:**

[redacted]

## Exterior lighting

[redacted]

[redacted]

[redacted]

[redacted]

[redacted]

[redacted]

CONFIDENTIAL



[redacted]

[redacted]

[redacted]

CONFIDENTIAL

## Tail lights

[redacted]

CONFIDENTIAL

## High-mounted brake lights

[redacted]

## Convenience electronics on Audi A6

[redacted]

CONFIDENTIAL

## Instrument cluster

[redacted]

CONFIDENTIAL

## Central locking

[redacted]

[redacted]

CONFIDENTIAL

## Comfort System Central Control Module J393

[redacted]

## Interior lighting

[redacted]

CONFIDENTIAL

# Climate control

[redacted]

CONFIDENTIAL

## Climate control in rear of vehicle

[redacted]

CONFIDENTIAL

# Safety and driver assist systems

[redacted]

[redacted]

CONFIDENTIAL

## System overview

[redacted]

CONFIDENTIAL

## Additional equipment

[redacted]

CONFIDENTIAL



[redacted]

CONFIDENTIAL

## Driver Assistance Systems Control Module J1121

[redacted]

CONFIDENTIAL

## Profile master for driver assist systems

[redacted]

CONFIDENTIAL

## Lane departure warning

[redacted]

CONFIDENTIAL

## Adaptive cruise assist

[redacted]

CONFIDENTIAL



[redacted]

[redacted]

CONFIDENTIAL

## New lane guidance features

[redacted]

## Camera-based traffic sign recognition

[redacted]

# Emergency assist

[redacted]

CONFIDENTIAL

## Intersection assist

[redacted]

CONFIDENTIAL

## Surround view cameras

[redacted]

CONFIDENTIAL

# Infotainment and Audi connect

## Introduction and overview of versions

[redacted]

[redacted]

CONFIDENTIAL

## Sound

[redacted]

[redacted]

CONFIDENTIAL

# Antennas

[redacted]

[redacted]

CONFIDENTIAL

# Inspection and maintenance

[redacted]

CONFIDENTIAL

# Knowledge assessment

[redacted]

990693

All rights reserved.
Technical specifications subject to
change without notice.

Audi of America, LLC
2200 Ferdinand Porsche Drive
Herndon, VA 20171

# The 2019 Audi Q8 Introduction

eSelf-Study Program 990793

Audi Academy

Audi of America, LLC
Service Training
Created in the U.S.A.
Created 08/2018

Course Number 990793

©2018 Audi of America, LLC

All rights reserved. Information contained in this manual is based on the latest information available at the time of printing and is subject to the copyright and other intellectual property rights of Audi of America, LLC., its affiliated companies and its licensors. All rights are reserved to make changes at any time without notice. No part of this document may be reproduced, stored in a retrieval system, or transmitted in any form or by any means, electronic, mechanical, photocopying, recording or otherwise, nor may these materials be modified or reposted to other sites without the prior expressed written permission of the publisher.

All requests for permission to copy and redistribute information should be referred to Audi of America, LLC.

Always check Technical Bulletins and the latest electronic service repair literature for information that may supersede any information included in this booklet.

Revision 1: September 19, 2018

**Introduction** 1
Overview 2
Dimensions 4

**Body** 6
Overview 6
General body repairs 8

**Engine** 12
Exhaust system 14
Fuel tank 16
Engine mounting 18

**Power transmission** 20
Overview 20
Selector mechanism 22
8-speed automatic transmission 0D5 24
Functions influencing transmission control 29
Service 33

**Running gear** 34
Overview 34
Axles 35
Adaptive air suspension 36
Steering system 39
Brake system 40

**Electrics and electronics** 42
48 Volt MHEV electrical system 42
Networking 44
Topology 46
Exterior lighting 50
Tail lights 52

**Convenience electronics** 54
Overview 54
Rear view mirrors 55
MOST bus 56
Interior lighting 57
Comfort System Central Control Module J393 58
Instrument clusters 59

**Climate control** 60
Overview 60

**Safety and driver assist systems** 62
Overview 62
System overview 64

**Infotainment and Audi connect** 69
Introduction and overview of versions 69
Sound systems 72
Antennas 76
Networking 79
Online system update 80

**Inspection and maintenance** 83

**Knowledge assessment** 84

The eSelf-Study Program (eSSP) teaches a basic understanding of the design and mode of operation of new models, new automotive components or new technologies.

**It is not a repair manual! Figures are given for explanatory purposes only and refer to the data valid at the time of preparation of the SSP.**

For further information about maintenance and repair work, always refer to the current technical literature.

**Note**

**Reference**

# Introduction

[redacted]

672_001

## Overview

[redacted]

[redacted]

CONFIDENTIAL

# Dimensions

[redacted]

# Body

## Overview

[redacted]

[redacted]

CONFIDENTIAL

## General body repairs

[redacted]

**Frameless door windows**

[redacted]

CONFIDENTIAL

## Electric luggage compartment cover

[redacted]

**Panoramic sunroof**

[redacted]

CONFIDENTIAL

# Engine

[redacted]

# Exhaust system

## Overview

[redacted]

[redacted]

[redacted]

CONFIDENTIAL

## Fuel tank

[redacted]

[redacted]

CONFIDENTIAL

## Engine mounting

[redacted]

[redacted]

# Power transmission

## Overview

[redacted]

[redacted]

CONFIDENTIAL

## Selector mechanism

[redacted]

[redacted]

CONFIDENTIAL

# 8-speed automatic transmission 0D5

[redacted]

CONFIDENTIAL



[redacted]

CONFIDENTIAL



[redacted]

CONFIDENTIAL



[redacted]

CONFIDENTIAL

## ATF temperature regulation

[redacted]

CONFIDENTIAL

## Functions influencing transmission control

[redacted]

CONFIDENTIAL

[redacted]

[redacted]

CONFIDENTIAL

## Service

[redacted]

# Running gear

[redacted]

## Axles

[redacted]

## Adaptive air suspension

[redacted]

[redacted]

[redacted]

## Steering system

[redacted]

CONFIDENTIAL

## Brake system

[redacted]

[redacted]

# Electrics and electronics

[redacted]

[redacted]

CONFIDENTIAL



[redacted]

[redacted]

## Topology

[redacted]

[redacted]

**Key:**

[redacted]

CONFIDENTIAL

**Bus systems used on the Audi Q8**

[redacted]

CONFIDENTIAL



[redacted]

[redacted]

CONFIDENTIAL

## Tail lights

[redacted]

## High-mounted brake light

[redacted]

# Convenience electronics

[redacted]

## Rear view mirrors

[redacted]

CONFIDENTIAL

## MOST bus

[redacted]

CONFIDENTIAL

## Interior lighting

[redacted]

CONFIDENTIAL

# Comfort System Central Control Module J393

[redacted]

CONFIDENTIAL

## Instrument clusters

[redacted]

CONFIDENTIAL

# Climate control

[redacted]

CONFIDENTIAL

## Front controls

[redacted]

CONFIDENTIAL

# Safety and driver assist systems

[redacted]

[redacted]

CONFIDENTIAL

## System overview

[redacted]

CONFIDENTIAL

## Additional equipment

[redacted]

[redacted]

[redacted]

[redacted]

CONFIDENTIAL

# Infotainment and Audi connect

[redacted]

[redacted]

## Sound systems

[redacted]

[redacted]

ter

Bang & Olufsen Advanced Sound System with 3D sound (8RF)

[redacted]

[redacted]

CONFIDENTIAL

# Antennas

[redacted]

[redacted]

[redacted]

[redacted]

CONFIDENTIAL

## Online system update

[redacted]

[redacted]

[redacted]

# Inspection and maintenance

[redacted]

CONFIDENTIAL

# Knowledge assessment

[redacted]

990793

All rights reserved.
Technical specifications subject to
change without notice.

Audi of America, LLC
2200 Ferdinand Porsche Drive
Herndon, VA 20171

# The 2019 Audi Q3 Introduction

eSelf-Study Program 990893

Audi Academy

Audi of America, LLC
Service Training
Created in the U.S.A.
Created 03/2019
Course Number 990893

©2019 Audi of America, LLC

All rights reserved. Information contained in this manual is based on the latest information available at the time of printing and is subject to the copyright and other intellectual property rights of Audi of America, LLC., its affiliated companies and its licensors. All rights are reserved to make changes at any time without notice. No part of this document may be reproduced, stored in a retrieval system, or transmitted in any form or by any means, electronic, mechanical, photocopying, recording or otherwise, nor may these materials be modified or reposted to other sites without the prior expressed written permission of the publisher.

All requests for permission to copy and redistribute information should be referred to Audi of America, LLC.

Always check Technical Bulletins and the latest electronic service repair literature for information that may supersede any information included in this booklet.

Release Date: May 10, 2019

The eSelf-Study Program (eSSP) teaches a basic understanding of the design and mode of operation of new models, new automotive components or new technologies.

**It is not a repair manual! Figures are given for explanatory purposes only and refer to the data valid at the time of preparation of the SSP.**

For further information about maintenance and repair work, always refer to the current technical literature.

**Note**

**Reference**

**Introduction** 1
Dimensions 3

**Body** 5
Overview 5
General body repairs 7

**Power unit** 10
Fuel tank 11

**Power transmission** 12
8-speed automatic transmission 09P 12
Functions influencing transmission control system 16

**Running gear** 18
Overview 18
Axles 19
Steering system 21
Brake system 23
Wheels and tires, tire pressure monitoring 25

**Electrics and electronics** 27
Power supply 27
Networking 29
Exterior lighting 31
Tail lights 34

**Convenience electronics** 36
Steering Column Electronics Control Module J527 36
Interior lighting 37
Digital instrument cluster 9SO 38
Sensor-operated rear lid opening 39

**Climate control** 40
Overview 40

**Safety and driver assist systems** 43
Passive safety 43
System overview 45
Active safety 47
Driver assist systems 48

**Infotainment and Audi connect** 55
Introduction and overview of versions 55
Button combinations for service 58
Audi sound system 61
Antennas 65
Audi connect 69
Using the Audi connect services 70

**Inspection and maintenance** 71
MY 2019 Audi Q3 Maintenance Intervals - USA 71

**Appendix** 72
eSelf-Study programs 72

**Knowledge assessment** 73

**Driver assist systems**

Adaptive cruise control up to

CONFIDENTIAL

[redacted]

[redacted]

[redacted]

[redacted]

[redacted]

[redacted]

[redacted]

[redacted]

[redacted]

[redacted]

[redacted]

[redacted]

[redacted]

[redacted]

[redacted]

[redacted]

[redacted]

[redacted]

[redacted]

[redacted]

[redacted]

[redacted]

[redacted]

[redacted]

[redacted]

[redacted]

[redacted]

[redacted]

[redacted]

[redacted]

[redacted]

[redacted]

[redacted]

[redacted]

[redacted]

[redacted]

[redacted]

[redacted]

[redacted]

[redacted]

[redacted]

[redacted]

[redacted]

[redacted]

[redacted]

[redacted]

[redacted]

[redacted]

[redacted]

[redacted]

[redacted]

[redacted]

[redacted]

[redacted]

[redacted]

[redacted]

[redacted]

[redacted]

[redacted]

[redacted]

[redacted]

[redacted]

[redacted]

[redacted]

[redacted]

[redacted]

[redacted]

[redacted]

[redacted]

[redacted]

[redacted]

990893

All rights reserved.
Technical specifications subject to
change without notice.

Audi of America, LLC
2200 Ferdinand Porsche Drive
Herndon, VA 20171

# The 2019 Audi e-tron Introduction

eSelf-Study Program 990993

Audi Academy

Audi of America, LLC
Service Training
Created in the U.S.A.
Created 01/2019
Course Number 990993

©2019 Audi of America, LLC

All rights reserved. Information contained in this manual is based on the latest information available at the time of printing and is subject to the copyright and other intellectual property rights of Audi of America, LLC., its affiliated companies and its licensors. All rights are reserved to make changes at any time without notice. No part of this document may be reproduced, stored in a retrieval system, or transmitted in any form or by any means, electronic, mechanical, photocopying, recording or otherwise, nor may these materials be modified or reposted to other sites without the prior expressed written permission of the publisher.

All requests for permission to copy and redistribute information should be referred to Audi of America, LLC.

Always check Technical Bulletins and the latest electronic service repair literature for information that may supersede any information included in this booklet.

## Introduction 1
Overview 2
Dimensions 4

## Body 6
Overview 6
Underbody structure 8
Body assembly 10

## Audi e-tron driving strategy 14
Drive 14
quattro with e-tron technology 14
Recuperation (energy recovery) 15

## Power units 16
Electric drive motor for front axle 16
Electric drive motor for rear axle 17
Electric drive motor 18
Torque/speed generation 20
Drive dynamics 21
Electric drive cooling system 24
Electric drive control unit 30

## Power transmission 32
Overview 32
Selector mechanism 34
Park-by-wire parking lock 38
Parking lock mechanism 40
Single-speed transmission – 0MA 42
Lightweight planetary gear differential 44
Single-speed transmission – 0MB 46
Service information 48

## Running gear 50
Overview 50
Axles 51
Adaptive air suspension 52
Steering system 54
Brake system 56
Brake regulation system MK C1 57
Wheels, tires and tire pressure monitoring 63

## Electric system and electronics 64
Power supply 64
Networking 68
FlexRay 74
Terminal management 76
Data Bus On Board Diagnostic Interface J533 78
Vehicle Electrical System Control Module J519 (BCM1) 79
Convenience electronics 80
Comfort System Central Control Module J393 81
Instrument Cluster Control Module J285 82
Engine/Motor Control Module J623 83
Exterior lighting 84

## High-voltage system 88
Overview of the high-voltage components 88
Safety regulations 90
Warning labels 91
High-Voltage Battery 1 AX2 92
Charging sockets on the vehicle 103
Vehicle communication with the power source 109
External sound 110
Audi e-tron charging system (compact) 114

## Climate control and thermal management 116

Thermal management 116
Refrigerant circuit 118
Refrigerant circuit and heating circuit 120
Refrigerant, heating and coolant circuits for high voltage battery 122
Refrigerant circuit, heating circuit, coolant circuit for high-voltage battery and coolant circuit for electric powertrain 124
Thermal management system scenarios 126
Thermal Management Control Module J1024 137
Assembly group - heat exchanger for heat pump operation and for high-voltage battery, refrigerant circuit valves 138
Coolant expansion tank 139
Overview and position of refrigerant circuit, heating circuit and coolant circuits 140
Installation locations of coolant changeover valves and coolant pumps 142

## Safety and driver assist systems 143

Driver assist systems 143
Passive safety 148
Airbag Control Module J234 152
Sensors 154
Active safety 157

## Infotainment and Audi connect 158

Introduction and overview of versions 158
Sound systems 160
Antennas 164

## Inspection and maintenance 168

Overview 168

## Appendix 169

eSelf-Study Programs 169

## Knowledge assessment 170


The eSelf-Study Program (eSSP) teaches a basic understanding of the design and mode of operation of new models, new automotive components or new technologies.

**It is not a repair manual! Figures are given for explanatory purposes only and refer to the data valid at the time of preparation of the SSP.**

For further information about maintenance and repair work, always refer to the current technical literature.

**Note**

**Reference**

CONFIDENTIAL

[redacted]

[redacted]

CONFIDENTIAL

[redacted]

[redacted]

[redacted]

CONFIDENTIAL

[redacted]

[redacted]

[redacted]

[redacted]

[redacted]

[redacted]

[redacted]

[redacted]

[redacted]

[redacted]

[redacted]

[redacted]

[redacted]

[redacted]

CONFIDENTIAL

[redacted]

[redacted]

[redacted]

[redacted]

[redacted]

[redacted]

[redacted]

[redacted]

[redacted]

[redacted]

[redacted]

[redacted]

[redacted]

[redacted]

[redacted]

[redacted]

[redacted]

[redacted]

[redacted]

[redacted]

[redacted]

[redacted]

CONFIDENTIAL

[redacted]

[redacted]

[redacted]

CONFIDENTIAL

[redacted]

CONFIDENTIAL

[redacted]

[redacted]

CONFIDENTIAL

[redacted]

[redacted]

[redacted]

[redacted]

[redacted]

[redacted]

[redacted]

[redacted]

[redacted]

[redacted]

CONFIDENTIAL

[redacted]

[redacted]

CONFIDENTIAL

[redacted]

[redacted]

[redacted]

[redacted]

[redacted]

[redacted]

[redacted]

[redacted]

[redacted]

[redacted]

[redacted]

[redacted]

[redacted]

[redacted]

[redacted]

[redacted]

G9

CONFIDENTIAL

[redacted]



[redacted]

G9

[redacted]

[redacted]

G9

[redacted]

[redacted]

G9

[redacted]

[redacted]

[redacted]

[redacted]

[redacted]

[redacted]

[redacted]

[redacted]

[redacted]

[redacted]

[redacted]

[redacted]

[redacted]

[redacted]

[redacted]

[redacted]

[redacted]

[redacted]

[redacted]

[redacted]

[redacted]

[redacted]

[redacted]

[redacted]

[redacted]

CONFIDENTIAL

L
B
R

[redacted]

CONFIDENTIAL



[redacted]

[redacted]

[redacted]

CONFIDENTIAL

[redacted]

[redacted]

[redacted]

990993

All rights reserved.
Technical specifications subject to
change without notice.

Audi of America, LLC
2200 Ferdinand Porsche Drive
Herndon, VA 20171

# Audi e-tron GT (type F8)

## Self-study programme SSP 684

For internal use only

Audi Service Training

# Contents

## Introduction

Introduction 4
Dimensions 5

## Body

Introduction 7
Underbody structure 9
Body assembly 10

## Power units

Electric drive motor for front axle 19
Electric drive motor for rear axle 20
Introduction 22
Construction of electric drive motors 22
Electric drive cooling system 26
Description of function 27
Electric drive control unit (power electronics) 27
Networking/sensors 30
Driving dynamics 32
Electronic engine sound 32

## Power transmission

Overview 34
Selector mechanism 36
Single-speed transmission – 0MG 39
Two-speed transmission 0ME 44
Service 80

## Running gear

Overview 82
Axles 82
Wheel alignment 90
Adaptive air suspension 92
Electronic damping control 102
Steering system 104
Brake system 108
ESC 9.2 113
Electromechanical parking brake (EPB) 115
Integration of hydraulic brake system in vehicle’s recuperation system 118
Wheels and tires, tire pressure monitoring 120

## Electrics and electronics

12 Volt power supply 123
Networking 130
Control units 140
Terminal control 142
Exterior lighting 146

## Convenience electronics

Control unit for head-up display J898 154
Convenience system central control unit J393 155
Front seats 155
Control unit in dash panel insert J285 158
Interior lighting 158
Central locking system with convenience key 160

## High-voltage system

Safety regulations 161
Warning labels 162
Overview of high-voltage components 164
High-voltage battery AX2 165
Power contactor with boost function J1178 170

Voltage converter A48 172
Charging unit 1 for high-voltage battery AX4 173
Intermediate capacitors 175
Power contactors 175
Safety circuit 176
Charging 179

## Air conditioning and thermal management

Climate control 187
Thermal management control unit J1024 190
Electrical air conditioner compressor V470 191
High-voltage heater (linear) Z189 192
Refrigerant circuit 193
Heat pump function 196
Heating circuit 198
Coolant circuit for high-voltage battery 200
Coolant circuit for electric powertrain 204
Cooling high-voltage battery 1 AX2 when charging 206

## Safety and driver assist systems

Offer structure for driver assist systems 208
Special characteristics of the driver assist systems on the Audi e-tron GT 209
Fitting locations of sensors and control units 211
Maneuver assist 217
Park assist plus 220
Remote park assist plus 227
Passive safety 234
Airbag control unit J234 238
Sensors 240
Active safety 240

## Infotainment and Audi connect

Introduction and overview of versions 242
Sound 243
Antennas 246

## Servicing, inspection & roadside/breakdown assistance

Service interval display 250
Roadside/breakdown assistance 250

This self-study programme provides basic information on the design and function of new vehicle models, new components or new technologies.
**It is not a Workshop Manual. Any figures given here are for explanatory purposes only and refer to the data valid at the time of writing.**
**Content is not updated.**
It is essential that you refer to the latest technical literature when carrying out maintenance and repair work.
In the glossary at the end of this self-study programme you will find an explanation of all terms which are shown in *italics* and indicated by an arrow ↗.

Note

Reference

CONFIDENTIAL

# Introduction

## Introduction

[redacted]

CONFIDENTIAL

**Driver assist systems**

Alongside the tour, city and parking assist packages familiar from previous models, the park assist plus and the remote park assist plus are being offered for the first time.

**Infotainment and Audi connect**

[redacted]

[redacted]

[redacted]

# Body

## Introduction

[redacted]

[redacted]

**The following joining techniques are used in the manufacture of the multi-material body:**

[redacted]

[redacted]

[redacted]

[redacted]

[redacted]

[redacted]

[redacted]

[redacted]

[redacted]

[redacted]

[redacted]

[redacted]

[redacted]

[redacted]

[redacted]

[redacted]

[redacted]

[redacted]

[redacted]

[redacted]

[redacted]

[redacted]

[redacted]

[redacted]

[redacted]

[redacted]

[redacted]

[redacted]

[redacted]

[redacted]

[redacted]

[redacted]

[redacted]

[redacted]

[redacted]

[redacted]

[redacted]

[redacted]

[redacted]

[redacted]

[redacted]

[redacted]

[redacted]

[redacted]

[redacted]

[redacted]

[redacted]

[redacted]

[redacted]

[redacted]

[redacted]

[redacted]

[redacted]

[redacted]

[redacted]

[redacted]

[redacted]

[redacted]

[redacted]

[redacted]

[redacted]

[redacted]

[redacted]

[redacted]

[redacted]

[redacted]

[redacted]

[redacted]

[redacted]

[redacted]

[redacted]

[redacted]

[redacted]

[redacted]

[redacted]

[redacted]

[redacted]

[redacted]

[redacted]

[redacted]

[redacted]

[redacted]

[redacted]

[redacted]

[redacted]

[redacted]

[redacted]

[redacted]

[redacted]

[redacted]

[redacted]

[redacted]

[redacted]

[redacted]

[redacted]

[redacted]

[redacted]

[redacted]

[redacted]

[redacted]

[redacted]

[redacted]

[redacted]

[redacted]

[redacted]

[redacted]

[redacted]

[redacted]

[redacted]

[redacted]

[redacted]

[redacted]

[redacted]

[redacted]

[redacted]

[redacted]

[redacted]

[redacted]

[redacted]

[redacted]

[redacted]

[redacted]

[redacted]

[redacted]

[redacted]

[redacted]

[redacted]

[redacted]

[redacted]

[redacted]

[redacted]

[redacted]

[redacted]

[redacted]

[redacted]

[redacted]

[redacted]

[redacted]

[redacted]

[redacted]

[redacted]

[redacted]

[redacted]

[redacted]

[redacted]

[redacted]

[redacted]

[redacted]

[redacted]

[redacted]

[redacted]

[redacted]

[redacted]

[redacted]

[redacted]

[redacted]

[redacted]

[redacted]

[redacted]

[redacted]

[redacted]

[redacted]

[redacted]

[redacted]

[redacted]

[redacted]

[redacted]

[redacted]

[redacted]

[redacted]

[redacted]

[redacted]

[redacted]

[redacted]

[redacted]

[redacted]

[redacted]

[redacted]

[redacted]

[redacted]

[redacted]

[redacted]

[redacted]

[redacted]

[redacted]

[redacted]

[redacted]

[redacted]

[redacted]

[redacted]

[redacted]

[redacted]

[redacted]

[redacted]

[redacted]

[redacted]

[redacted]

[redacted]

[redacted]

[redacted]

[redacted]

[redacted]

[redacted]

[redacted]

[redacted]

[redacted]

[redacted]

[redacted]

[redacted]

[redacted]

[redacted]

[redacted]

[redacted]

[redacted]

[redacted]

[redacted]

[redacted]

[redacted]

[redacted]

[redacted]

[redacted]

[redacted]

[redacted]

[redacted]

[redacted]

[redacted]

[redacted]

[redacted]

[redacted]

[redacted]

[redacted]

[redacted]

[redacted]

[redacted]

[redacted]

[redacted]

[redacted]

[redacted]

[redacted]

[redacted]

[redacted]

All rights and technical modifications reserved.

Copyright
**AUDI AG**
I/VH-53
service.training@audi.de

**AUDI AG**
D-85045 Ingolstadt
Technical status 02/2021

# Audi A3 (type 8Y)

**Self-study programme 680**

For internal use only

Audi Service Training

# Contents

## Introduction

Introduction 5
Dimensions 6

## Body

Introduction 8
Body assembly 11

## Power units

Petrol engines 21
2.0 ltr. TDI engine, EA288evo series – transverse-mounted 22
Exhaust systems 35
Tank systems 37
Engine/gearbox combinations 39

## Power transmission

Overview 42
Selector mechanism on vehicles with automatic gearbox 45
Steering wheel tiptronic 47
How the parking lock works 48
Function diagram 49
Parking lock actuator V682 52
Parking lock manual release 59
Adjusting the parking lock cable 62
Functions influencing gearbox control system 63
Service 63

## Running gear

Overall concept 65
Axles 66
Electronic damping control (DCC) 70
Steering system 72
Brake system 74
Wheels and tires 78

## Electrics and electronics

12 Volt power supply 80
48 Volt main electrical system 82
Networking 85
Topology of the control units 91
Exterior lighting 111

## Convenience electronics

Interior lighting 120
Instrument clusters 121
Multi-function steering wheels 121
Central locking 121
Control unit for head-up display J898 124

## Air conditioning

Air conditioning circuit with heater and air conditioning system control unit 127
J979 Dash panel with operating and display unit for front air conditioning 128
system E87 Operating and display unit for front air conditioning system E87 129

## Passive safety

Airbags in vehicle 130
Components 131
System overview 132
Airbag control unit J234 134

## Active safety

Audi pre sense settings 136

Audi pre sense displays 140
Audi pre sense 143
Audi pre sense basic 143
Audi pre sense rear 148
Audi pre sense front 152
Audi pre sense turn-off assist 163
Audi pre sense swerve assist 167

## Assist systems

New features of the driver assist systems 171
Lane departure warning and adaptive cruise assist 171
Emergency assist 173
Driver assist systems that use the rear radar sensors 174
Park assist 176

## Infotainment and Audi connect

Introduction and overview of versions 179
Infotainment system fitting locations 181
MMI versions 182
MMI display 185
Driver side volume regulator E67 185
USB connections 186
Sound 187
Aerials 189
Emergency call module control unit and communication unit J949 191
Audi connect (depending on country) 193

## Inspection and maintenance

Service interval display 194

This self-study programme provides basic information on the design and function of new vehicle models, new components or new technologies.
**It is not a Workshop Manual. Any figures given here are for explanatory purposes only and refer to the data valid at the time of writing.**
**Content is not updated.**
It is essential that you refer to the latest technical literature when carrying out maintenance and repair work.
In the glossary at the end of this self-study programme you will find an explanation of all terms which are shown in *italics* and indicated by an arrow ↗.

Note

Reference

[redacted]

[redacted]

[redacted]

[redacted]

[redacted]

[redacted]

[redacted]

[redacted]

[redacted]

[redacted]

[redacted]

[redacted]

[redacted]

[redacted]

[redacted]

[redacted]

[redacted]

For further information, please refer to SSP 658, "Audi 1.5l TFSI engine EA211evo series".

[redacted]

[redacted]

[redacted]

[redacted]

[redacted]

[redacted]

[redacted]

[redacted]

[redacted]

[redacted]

[redacted]

[redacted]

[redacted]

[redacted]

[redacted]

[redacted]

[redacted]

[redacted]

[redacted]

[redacted]

[redacted]

[redacted]

[redacted]

[redacted]

[redacted]

[redacted]

[redacted]

[redacted]

[redacted]

[redacted]

[redacted]

[redacted]

[redacted]

[redacted]

[redacted]

[redacted]

[redacted]

[redacted]

[redacted]

[redacted]

[redacted]

[redacted]

[redacted]

[redacted]

[redacted]

[redacted]

[redacted]

[redacted]

[redacted]

[redacted]

[redacted]

[redacted]

[redacted]

[redacted]

[redacted]

[redacted]

[redacted]

[redacted]

[redacted]

[redacted]

[redacted]

[redacted]

12 Volt direct current, negative side

[redacted]

[redacted]

[redacted]

[redacted]

[redacted]

[redacted]

[redacted]

[redacted]

[redacted]

[redacted]

[redacted]

[redacted]

[redacted]

[redacted]

[redacted]

[redacted]

[redacted]

[redacted]

[redacted]

[redacted]

[redacted]

[redacted]

[redacted]

[redacted]

[redacted]

[redacted]

[redacted]

[redacted]

[redacted]

[redacted]

[redacted]

[redacted]

[redacted]

[redacted]

[redacted]

[redacted]

[redacted]

[redacted]

[redacted]

[redacted]

[redacted]

[redacted]

[redacted]

[redacted]

[redacted]

[redacted]

[redacted]

[redacted]

[redacted]

[redacted]

[redacted]

[redacted]

[redacted]

[redacted]

[redacted]

[redacted]

[redacted]

[redacted]

[redacted]

[redacted]

[redacted]

[redacted]

[redacted]

[redacted]

[redacted]

[redacted]

[redacted]

[redacted]

[redacted]

[redacted]

[redacted]

[redacted]

[redacted]

[redacted]

[redacted]

[redacted]

[redacted]

[redacted]

[redacted]

[redacted]

[redacted]

[redacted]

[redacted]

[redacted]

[redacted]

[redacted]

[redacted]

[redacted]

[redacted]

[redacted]

› Horn is operated

[redacted]

[redacted]

[redacted]

[redacted]

[redacted]

[redacted]

[redacted]

[redacted]

[redacted]

[redacted]

[redacted]

[redacted]

[redacted]

[redacted]

[redacted]

[redacted]

[redacted]

[redacted]

[redacted]

[redacted]

[redacted]

[redacted]

[redacted]

All rights and technical
modi-fications reserved.

Copyright
**AUDI AG**
I/VH-53
service.training@audi.de

**AUDI AG**
D-85045 Ingolstadt
Technical status 03/20