 <b>HYUNDAI</b> <b>Technical Service Bulletin</b>	GROUP <b>CAMPAIGN</b>	NUMBER <b>19-01-002H-3</b>
	DATE <b>OCTOBER 2019</b>	MODEL(S) <b>APPLICABLE MODELS BELOW</b>
<b>SUBJECT:</b> ENGINE MONITORING LOGIC PRODUCT IMPROVEMENT (SERVICE CAMPAIGN 953)		

**This TSB supersedes TSB# 19-01-002H-2 to update the Engine ECM software on 11-14MY Sonata and 13-14MY Santa Fe Sport.**

**\* IMPORTANT**

**\*\*\* Dealer Stock & Retail Vehicles \*\*\***

Dealers must perform this Campaign on all affected vehicles prior to customer retail delivery and whenever an affected vehicle is in the shop for any maintenance or repair.

When a vehicle arrives at the Service Department, access Hyundai Motor America's "Warranty Vehicle Information" screen via WEBDCS to identify open Campaigns.

**Description:** Hyundai is conducting a product improvement campaign to enhance the knock sensor software to detect abnormal engine bearing noise before potentially severe engine damage occurs. If abnormal engine bearing noise is detected, the Malfunction Indicator Lamp (MIL) will blink continuously, a chime will sound on certain vehicles, and the vehicle will be placed in Engine Protection Mode allowing the customer to drive to the nearest Hyundai dealer for diagnosis and repair. In addition, DTC P132600 will be recorded in the ECM. The vehicle can continue to be operated for a limited time in Engine Protection Mode, but it will accelerate slower and have a reduced maximum speed. Engine RPMs will be limited to approximately 1800-2000 RPM.

**Applicable Vehicles:**

Certain 2011-2014 MY Sonata (YF) vehicles with 2.0L Turbo and 2.4L engines  
 Certain 2015-2018 MY Sonata (LF) vehicles with 2.0L Turbo and 2.4L engines  
 Certain 2013-2018 MY Santa Fe Sport (AN) vehicles with 2.0L Turbo and 2.4L engines  
 Certain 2014-2015 MY Tucson (LM) vehicles with 2.4L engines  
 Certain 2018 MY Tucson (TL) vehicles with 2.4L engines

## GDS Information:

## ROM ID Information Table - Engine ECM

VEHICLE	EVENT #	NOTE
11-14MY Sonata (YF)	567*	Updated 10/2019
15-18MY Sonata (LF)	561*	Updated 9/2019
13-14MY Santa Fe Sport (AN)	568*	Updated 10/2019
15MY Santa Fe Sport (AN)	562*	Updated 9/2019
16MY Santa Fe Sport (AN)	563*	Updated 9/2019
17-18MY Santa Fe Sport (AN)	564*	Updated 9/2019
14-15MY Tucson (LM) (ULEV)	565*	Updated 9/2019
14-15MY Tucson (LM) (SULEV)	See note	
18MY Tucson (TL)	566*	Updated 9/2019

\* Use the latest event listed in the GDS ECU update screen if one is available

**Note:** For 14-15MY Tucson (LM) (SULEV), refer to Campaign 959. If Campaign 959 is not available, use EVENT # 496.

VEHICLE	MY	Part Number	ROM ID	
			OLD	NEW
11-14MY Sonata (YF) 2.4L	11MY (ULEV)	39***-2G670 39***-2G670	YBC4R75A YBC4R75B YBC4RF3K	YBC4RF3M
		39***-2G671 39***-2G671	YBC4R86B YBC4R86C YBC4R88A YBC4R88B YBC4R88C YBC4RF3L	YBC4RF3N
		39***-2G660 39***-2G660	YBC4M75A YBC4M75B YBC4MF3K	YBC4MF3M
		39***-2G661 39***-2G661	YBC4M86B YBC4M86C YBC4M88A YBC4M88B YBC4M88C YBC4MF3L	YBC4MF3N
	11MY (SULEV)	39***-2G675	YBS4R82A YBS4RF3E YBS4RF3G YBS4RF3K	YBS4RF3M
		39***-2G676	YBS4R86B YBS4R86C YBS4R88A YBS4R88B	YBS4RF3N

			YBS4RF3F YBS4RF3H YBS4RF3L	
		39***-2G665	YBS4M82A YBS4MF3E YBS4MF3G YBS4MF3K	YBS4MF3M
		39***-2G666	YBS4M86B YBS4M86C YBS4M88A YBS4M88B YBS4MF3F YBS4MF3H YBS4MF3L	YBS4MF3N
	12MY (ULEV)	39***-2G672 39***-2G672	YCC4RB3A YCC4RB3B YCC4RB3C YCC4RB3K	YCC4RB3L
		39***-2G662 39***-2G662	YCC4MB3A YCC4MB3B YCC4MB3C YCC4MB3K	YCC4MB3L
	12MY (SULEV)	39***-2G677	YCS4RB3A YCS4RB3B YCS4RB3C YCS4RB3K	YCS4RB3L
		39***-2G667	YCS4MB3A YCS4MB3B YCS4MB3C YCS4MB3K	YCS4MB3L
	13MY (ULEV)	39***-2G673 39***-2G673	YDC4RF0A YDC4RE1A YDC4REAA YDC4RF3A YDC4RF3B YDC4RF3C YDC4RF3K	YDC4RF3L
		39***-2G663 39***-2G663	YDC4MF0A YDC4ME1A YDC4MEAA YDC4MF3A YDC4MF3B YDC4MF3C YDC4MF3K	YDC4MF3L
	13MY (SULEV)	39***-2G678	YDS4RE1A YDS4REAA YDS4RF0A YDS4RF3A YDS4RF3B YDS4RF3C YDS4RF3K	YDS4RF3L
		39***-2G668	YDS4ME1A YDS4MEAA	YDS4MF3L

	14MY (ULEV)	39***-2G674	YDS4MF0A YDS4MF3A YDS4MF3B YDS4MF3C YDS4MF3K		
		39***-2G674	YEC4RH2A YEC4RH2B YEC4RH2K	YEC4RH2L	
	14MY (SULEV)	39***-2G664	YEC4MH2A YEC4MH2B YEC4MH2K	YEC4MH2L	
		39***-2G664	YES4RH2A YES4RH2B YES4RH2K	YES4RH2L	
	14MY (SULEV)	39***-2G679	YES4MH2A YES4MH2B YES4MH2K	YES4MH2L	
		39***-2G669	YBC0R95B YBC0R95D YBC0R95E YBC0R96A YBC0R97A YBC0R97B YDC0RF3A YDC0RF3B YDC0RF3K	YDC0RF3L	
	11-14MY Sonata (YF) 2.0T	11MY (ULEV)	39***-2G690	YBC0M95B YBC0M95D YBC0M95E YBC0M96A YBC0M97A YBC0M97B YDC0MF3A YDC0MF3B YDC0MF3K	YDC0MF3L
			39***-2G680	YCC0RB3A YCC0RC0B YCC0RC0C YDC0RF3K	YDC0RF3L
12MY (ULEV)		39***-2G691	YCC0MB3A YCC0MC0B YCC0MC0C YDC0MF3K	YDC0MF3L	
		39***-2G681	YDC0RE1A YDC0REAA YDC0REAB YDC0RE3A YDC0RE5A YDC0RF3A YDC0RF3B YDC0RF3K	YDC0RF3L	
13MY (ULEV)		39***-2G691	YDC0ME1A YDC0MEAA	YDC0MF3L	
		39***-2G681			

			YDC0MEAB YDC0ME3A YDC0ME5A YDC0MF3A YDC0MF3B YDC0MF3K	
		39***-2G692	YDC0RF3A YDC0RF3B YDC0RF3K	YDC0RF3L
		39***-2G682	YDC0MF3A YDC0MF3B YDC0MF3K	YDC0MF3L
		39***-2G694	YDC0RG1A YDC0RG1B YDC0RG1K	YDC0RG1L
		39***-2G684	YDC0MG1A YDC0MG1B YDC0MG1K	YDC0MG1L
	14MY (ULEV)	39***-2G693	YEC0RH2A YEC0RH2B YEC0RH2K	YEC0RH2L
		39***-2G683	YEC0MH2A YEC0MH2B YEC0MH2K	YEC0MH2L
	15-17MY Sonata (LF) 2.4L	15MY (ULEV)	39***-2GGK5	LFAFNC4ER86A LFAFNC4ER86B LFAFNC4ER86C LFAFNC4ER87A LFAFNC4ER87B LFAFNC4ER88A LFAFNC4ERA51 LFAFNC4ERA53 LFAFNC4ERC0A LFAFNC4ERC0K
39***-2GGK0			LFAFNC4EM86A LFAFNC4EM86B LFAFNC4EM86C LFAFNC4EM87A LFAFNC4EM87B LFAFNC4EM88A LFAFNC4EMA51 LFAFNC4EMA53 LFAFNC4EMC0A LFAFNC4EMC0K	LFAFNC4EMC0L
15MY (SULEV)		39***-2GGL5	LFAFNS4ER86A LFAFNS4ER86B LFAFNS4ER86C LFAFNS4ER87A LFAFNS4ER87B LFAFNS4ER88A LFAFNS4ERA51 LFAFNS4ERA53 LFAFNS4ERC0A	LFAFNS4ERC0L

			LFAFNS4ERC0K	
		39***-2GGL0	LFAFNS4EM86A LFAFNS4EM86B LFAFNS4EM86C LFAFNS4EM87A LFAFNS4EM87B LFAFNS4EM88A LFAFNS4EMA51 LFAFNS4EMA53 LFAFNS4EMC0A LFAFNS4EMC0K	LFAFNS4EMC0L
	16MY (ULEV)	39***-2GGK6	LFAGNC4ERA3A LFAGNC4ERA5A LFAGNC4ERB0B LFAGNC4ERC0A LFAGNC4ERC0K	LFAGNC4ERC0L
		39***-2GGK1	LFAGNC4EMA3A LFAGNC4EMA5A LFAGNC4EMB0B LFAGNC4EMC0A LFAGNC4EMC0K	LFAGNC4EMC0L
	16MY (SULEV)	39***-2GGL6	LFAGNS4ERA3A LFAGNS4ERA5A LFAGNS4ERB0B LFAGNS4ERC0A LFAGNS4ERC0K	LFAGNS4ERC0L
		39***-2GGL1	LFAGNS4EMA3A LFAGNS4EMA5A LFAGNS4EMB0B LFAGNS4EMC0A LFAGNS4EMC0K	LFAGNS4EMC0L
	17MY (ULEV)	39***-2GGK7	LFAHNC4ERC0A LFAHNC4ERC0K LFAHNC4ERC0L	LFAHNC4ERC0N
		39***-2GGK2	LFAHNC4EMC0A LFAHNC4EMC0K LFAHNC4EMC0L	LFAHNC4EMC0N
	17MY (SULEV)	39***-2GGL7	LFAHNS4ERC0A LFAHNS4ERC0K LFAHNS4ERC0L	LFAHNS4ERC0N
		39***-2GGL2	LFAHNS4EMC0A LFAHNS4EMC0K LFAHNS4EMC0L	LFAHNS4EMC0N
	17MY (ULEV)	39***-2GGK8	LFAHNC4ERC0B LFAHNC4ERC3A LFAHNC4ERC3B LFAHNC4ERC3K LFAHNC4ERC3L	LFAHNC4ERC3N
		39***-2GGK3	LFAHNC4EMC0B LFAHNC4EMC3A LFAHNC4EMC3B LFAHNC4EMC3K	LFAHNC4EMC3N

			LFAHNC4EMC3L	
	17MY (SULEV)	39***-2GGL8	LFAHNS4ERC0B LFAHNS4ERC3A LFAHNS4ERC3B LFAHNS4ERC3K LFAHNS4ERC3L	LFAHNS4ERC3N
		39***-2GGL3	LFAHNS4EMC0B LFAHNS4EMC3A LFAHNS4EMC3B LFAHNS4EMC3K LFAHNS4EMC3L	LFAHNS4EMC3N
	17MY (ULEV)	39***-2GGK9	LFAHNC4ERC5A LFAHNC4ERC5K LFAHNC4ERC5L	LFAHNC4ERC5N
		39***-2GGK4	LFAHNC4EMC5A LFAHNC4EMC5K LFAHNC4EMC5L	LFAHNC4EMC5N
	17MY (SULEV)	39***-2GGL9	LFAHNS4ERC5A LFAHNS4ERC5K LFAHNS4ERC5L	LFAHNS4ERC5N
		39***-2GGL4	LFAHNS4EMC5A LFAHNS4EMC5K LFAHNS4EMC5L	LFAHNS4EMC5N
15-17MY Sonata (LF) 2.0T	15MY (ULEV)	39***-2GTE5	LFAFNC0ER87A LFAFNC0ER87B LFAFNC0ER88A LFAFNC0ER88K	LFAFNC0ER88L
	16MY (ULEV)	39***-2GTE6	LFAGNC0ERA3A LFAGNC0ERA3K	LFAGNC0ERA3L
		39***-2GTE1	LFAGNC0EMA3A LFAGNC0EMA3K	LFAGNC0EMA3L
	17MY (ULEV)	39***-2GTE7	LFAHNC0ERC2A LFAHNC0ERC3A LFAHNC0ERC3K LFAHNC0ERC3L	LFAHNC0ERC3N
		39***-2GTE2	LFAHNC0EMC2A LFAHNC0EMC3A LFAHNC0EMC3K LFAHNC0EMC3L	LFAHNC0EMC3N
18MY Sonata (LF) 2.4L	18MY (ULEV)	39***-2GGJ5	LPAINC4ERDAA LPAINC4ERDAB LPAINC4ERD5A LPAINC4ERD5B LPAINC4ERD5K LPAINC4ERD5L	LPAINC4ERD5N
		39***-2GGJ0	LPAINC4EMDAA LPAINC4EMDAB LPAINC4EMD5A LPAINC4EMD5B LPAINC4EMD5K LPAINC4EMD5L	LPAINC4EMD5N

	18MY (SULEV)	39***-2GGK5	LPAINS4ERDAA LPAINS4ERDAB LPAINS4ERD5A LPAINS4ERD5B LPAINS4ERD5K LPAINS4ERD5L	LPAINS4ERD5N
		39***-2GGK0	LPAINS4EMDAA LPAINS4EMDAB LPAINS4EMD5A LPAINS4EMD5B LPAINS4EMD5K LPAINS4EMD5L	LPAINS4EMD5N
18MY Sonata (LF) 2.0T	18MY (ULEV)	39***-2GTE5 39***-2GTE6	LPAINC08RD3A LPAINC08RD3B LPAINC08RD5A LPAINC08RD5D LPAINC08RD5K LPAINC08RD5L	LPAINC08RD5N
		39***-2GTE0 39***-2GTE1	LPAINC08MD3A LPAINC08MD3B LPAINC08MD5A LPAINC08MD5D LPAINC08MD5K LPAINC08MD5L	LPAINC08MD5N
13-14MY Santa Fe Sport (AN) 2.4L	13MY	39***-2GAE0 39***-2GAE0	BDC4RE3A BDC4RE5A BDC4RG0B BDC4RG0D BDC4RG1K	BDC4RG1O
			BDC4RE5B BDC4RE5C BDC4RE5D BDC4RF3A BDC4RG0A BDC4RG0C BDC4RG0E BDC4RG1M	BDC4RG1Q
		39***-2GAE5	BDC4RE3A BDC4RE5A BDC4RG0B BDC4RG0D BDC4RG1L	BDC4RG1P
			BDC4RE5B BDC4RE5C BDC4RE5D BDC4RF3A BDC4RG0A BDC4RG0C BDC4RG0E BDC4RG1N	BDC4RG1R
		39***-2GAG0 39***-2GAG0	BDC4ME3A BDC4ME5A BDC4MG0B	BDC4MG1O

			BDC4MG0D BDC4MG1K		
			BDC4ME5B BDC4ME5C BDC4ME5D BDC4MF3A BDC4MG0A BDC4MG0C BDC4MG0E BDC4MG1M	BDC4MG1Q	
		39***-2GAG5	BDC4ME3A BDC4ME5A BDC4MG0B BDC4MG0D BDC4MG1L	BDC4MG1P	
			BDC4ME5B BDC4ME5C BDC4ME5D BDC4MF3A BDC4MG0A BDC4MG0C BDC4MG0E BDC4MG1N	BDC4MG1R	
	14MY	39***-2GAE1 39***-2GAE1	BEC4RH2A BEC4RH2B BEC4RH2K	BEC4RH2M	
		39***-2GAE6	BEC4RH2A BEC4RH2B BEC4RH2L	BEC4RH2N	
		39***-2GAG1 39***-2GAG1	BEC4MH2A BEC4MH2B BEC4MH2K	BEC4MH2M	
		39***-2GAG6	BEC4MH2A BEC4MH2B BEC4MH2L	BEC4MH2N	
	13-14MY Santa Fe Sport (AN) 2.0T	13MY	39***-2GBB0	BDC0RE3A BDC0RE3B BDC0RE5A BDC0RE5B BDC0RF2A BDC0RF3A BDC0RG0A BDC0RG01 BDC0RG02 BDC0RG1K	BDC0RG1M
			39***-2GBC0	BDC0RE3A BDC0RE3B BDC0RE5A BDC0RE5B BDC0RF2A BDC0RF3A	BDC0RG1N

			BDC0RG0A BDC0RG01 BDC0RG02 BDC0RG1L		
		39***-2GBD0	BDC0ME3A BDC0ME3B BDC0ME5A BDC0ME5B BDC0MF2A BDC0MF3A BDC0MG0A BDC0MG01 BDC0MG02 BDC0MG1K	BDC0MG1M	
		39***-2GBE0	BDC0ME3A BDC0ME3B BDC0ME5A BDC0ME5B BDC0MF2A BDC0MF3A BDC0MG0A BDC0MG01 BDC0MG02 BDC0MG1L	BDC0MG1N	
	14MY	39***-2GBB1	BEC0RH2A BEC0RH2B BEC0RH2K	BEC0RH2M	
		39***-2GBC1	BEC0RH2A BEC0RH2B BEC0RH2L	BEC0RH2N	
		39***-2GBD1	BEC0MH2A BEC0MH2B BEC0MH2K	BEC0MH2M	
		39***-2GBE1	BEC0MH2A BEC0MH2B BEC0MH2L	BEC0MH2N	
	15-16MY Santa Fe Sport (AN) 2.4L	15MY	39***-2GAE2 39***-2GAE7 39***-2GAE2	BFC4RH5A BFC4RH5B BFC4RH6A	BFC4RH6B
			39***-2GAG2 39***-2GAG7 39***-2GAG2	BFC4MH5A BFC4MH5B BFC4MH6A	BFC4MH6B
		16MY	39***-2GAE4 39***-2GAE4	BGC4RH5A BGC4RH5B BGC4RH6A	BGC4RH6C
39***-2GAE9			BGC4RH5A BGC4RH5B BGC4RH6B	BGC4RH6D	
39***-2GAG4 39***-2GAG4			BGC4MH5A BGC4MH5B BGC4MH6A	BGC4MH6C	

		39***-2GAG9	BGC4MH5A BGC4MH5B BGC4MH6B	BGC4MH6D
15-16MY Santa Fe Sport (AN) 2.0T	15MY	39***-2GGB2 39***-2GBC2	BFC0RH5A BFC0RH6A	BFC0RH6B
		39***-2GBD2 39***-2GBE2	BFC0MH5A BFC0MH6A	BFC0MH6B
	16MY	39***-2GGB4	BGC0RH5A BGC0RH6A	BGC0RH6C
		39***-2GBC4	BGC0RH5A BGC0RH6B	BGC0RH6D
		39***-2GBD4	BGC0MH5A BGC0MH6A	BGC0MH6C
		39***-2GBE4	BGC0MH5A BGC0MH6B	BGC0MH6D
17-18MY Santa Fe Sport (AN) 2.4L	17MY	39***-2GKP0	DMAHNC4ERB2A DMAHNC4ERB2B DMAHNC4ERB2C DMAHNC4ERB4A DMAHNC4ERB4K DMAHNC4ERB4M	DMAHNC4ERB4Q
		39***-2GKP5	DMAHNC4ERB2A DMAHNC4ERB2B DMAHNC4ERB2C DMAHNC4ERB4A DMAHNC4ERB4L DMAHNC4ERB4N	DMAHNC4ERB4R
		39***-2GKR0	DMAHNC4EMB2A DMAHNC4EMB2B DMAHNC4EMB2C DMAHNC4EMB4A DMAHNC4EMB4K DMAHNC4EMB4M	DMAHNC4EMB4Q
		39***-2GKR5	DMAHNC4EMB2A DMAHNC4EMB2B DMAHNC4EMB2C DMAHNC4EMB4A DMAHNC4EMB4L DMAHNC4EMB4N	DMAHNC4EMB4R
	18MY	39***-2GKP1	DMAINC4ERB4A DMAINC4ERC0A DMAINC4ERB5A DMAINC4ERB5B DMAINC4ERB5K DMAINC4ERB5M	DMAINC4ERB5Q
		39***-2GKP6	DMAINC4ERB4A DMAINC4ERC0A DMAINC4ERB5A DMAINC4ERB5B DMAINC4ERB5L DMAINC4ERB5N	DMAINC4ERB5R

		39***-2GKR1	DMAINC4EMB4A DMAINC4EMC0A DMAINC4EMB5A DMAINC4EMB5B DMAINC4EMB5K DMAINC4EMB5M	DMAINC4EMB5Q
		39***-2GKR6	DMAINC4EMB4A DMAINC4EMC0A DMAINC4EMB5A DMAINC4EMB5B DMAINC4EMB5L DMAINC4EMB5N	DMAINC4EMB5R
17-18MY Santa Fe Sport (AN) 2.0T	17MY	39***-2GKS0	DMAHNC0ERB2A DMAHNC0ERB4A DMAHNC0ERB4K DMAHNC0ERB4M	DMAHNC0ERB4Q
		39***-2GKS5	DMAHNC0ERB2A DMAHNC0ERB4A DMAHNC0ERB4L DMAHNC0ERB4N	DMAHNC0ERB4R
		39***-2GKT0	DMAHNC0EMB2A DMAHNC0EMB4A DMAHNC0EMB4K DMAHNC0EMB4M	DMAHNC0EMB4Q
		39***-2GKT5	DMAHNC0EMB2A DMAHNC0EMB4A DMAHNC0EMB4L DMAHNC0EMB4N	DMAHNC0EMB4R
	18MY	39***-2GKS1	DMAINC0ERB4A DMAINC0ERB5A DMAINC0ERB5B DMAINC0ERB5C DMAINC0ERB5K DMAINC0ERB5M	DMAINC0ERB5Q
		39***-2GKS6	DMAINC0ERB4A DMAINC0ERB5A DMAINC0ERB5B DMAINC0ERB5C DMAINC0ERB5L DMAINC0ERB5N	DMAINC0ERB5R
		39***-2GKT1	DMAINC0EMB4A DMAINC0EMB5A DMAINC0EMB5B DMAINC0EMB5C DMAINC0EMB5K DMAINC0EMB5M	DMAINC0EMB5Q
		39***-2GKT6	DMAINC0EMB4A DMAINC0EMB5A DMAINC0EMB5B DMAINC0EMB5C DMAINC0EMB5L DMAINC0EMB5N	DMAINC0EMB5R

14-15MY Tucson (LM) 2.4L	14MY (ULEV)	39***-2GBB0 39***-2GBB5	LEC4RH2A LEC4RH2B LEC4RH2C LEC4RH2K	LEC4RH2L	
		39***-2GBD0 39***-2GBD5	LEC4MH2A LEC4MH2B LEC4MH2C LEC4MH2K	LEC4MH2L	
	14MY (SULEV)	391**-2GBC0 391**-2GBC5	LES4RH2A LES4RH2B LES4RH2C	LES4RH2K	
		391**-2GBE0 391**-2GBE5	LES4MH2A LES4MH2B LES4MH2C	LES4MH2K	
	15MY (ULEV)	39***-2GBB1 39***-2GBB2 39***-2GBB6 39***-2GBB7	LFC4RH4A LFC4RH4B LFC4RH4K	LFC4RH4L	
		39***-2GBD1 39***-2GBD2 39***-2GBD6 39***-2GBD7	LFC4MH4A LFC4MH4B LFC4MH4K	LFC4MH4L	
		15MY (SULEV)	391**-2GBC6 391**-2GBC7	LFS4RH4A LFS4RH4B	LFS4RH4K
			391**-2GBE6 391**-2GBE7	LFS4MH4A LFS4MH4B	LFS4MH4K
	18MY Tucson (TL) 2.4L	18MY	39***-2GAA0	TSDINC4ERD5A TSDINC4ERD5K TSDINC4ERD5M	TSDINC4ERD5Q
			39***-2GAA0	TSDINC4EMD5A TSDINC4EMD5K TSDINC4EMD5M	TSDINC4EMD5Q
39***-2GAB0			TSDINC4ERD5C TSDINC4ERD5L TSDINC4ERD5N	TSDINC4ERD5R	
39***-2GAB0			TSDINC4EMD5C TSDINC4EMD5L TSDINC4EMD5N	TSDINC4EMD5R	

**GDS Information:****ROM ID Information Table – Cluster**

Note: Cluster update only applies to 15MY Sonata (LF) and 15MY Santa Fe Sport (AN).

Model	Event # / Cluster Type	Part Number	OLD ROM ID	NEW ROM ID
2015 MY Sonata (LF)	EVENT #481 STANDARD CLUSTER	94001-C2000	94001-C2000_A03	94001-C2000_103
			94001-C2000_110	94001-C2000_104
		94021-C2000	94021-C2000_A02	94021-C2000_103
			94021-C2000_100	94021-C2000_104
	EVENT #482 SUPER VISION CLUSTER	94011-C2000	94011-C2000_101 94011-C2000_102	94011-C2000_103
		94031-C2000	94031-C2000_100 94031-C2000_101	94031-C2000_103
2015 MY Santa Fe Sport (AN)	EVENT #494 STANDARD CLUSTER	9400*-4Z300 9400*-4Z310 9400*-4Z320	94001-4Z300_200	9400*-4Z3*0_204
			94001-4Z310_200	
			94001-4Z320_200	
			94002-4Z300_200	
			94002-4Z310_200	
			94002-4Z320_200	
			94001-4Z300_201	
	94001-4Z310_201			
	94001-4Z320_201			
	94002-4Z300_201			
	94002-4Z310_201			
	94002-4Z320_201			
	EVENT #495 SUPER VISION CLUSTER	9401*-4Z300 9401*-4Z310 9401*-4Z320	94011-4Z300_201	9401*-4Z3*0_204
			94011-4Z310_201	
94011-4Z320_201				
94012-4Z300_201				
94012-4Z310_201				
94012-4Z320_201				
94011-4Z300_202				
94011-4Z310_202				
94011-4Z320_202				
94012-4Z300_202				
94012-4Z310_202				
94012-4Z320_202				
94011-4Z300_203				
94011-4Z310_203				
94011-4Z320_203				
94012-4Z300_203				
94012-4Z310_203				
94012-4Z320_203				

**Warranty Information:**

Model	Op. Code	Operation	Op. Time	Causal Part No.	Nature Code	Cause Code
11-14MY SONATA (YF)	80CA08R5	ECM UPDATE	0.3 M/H	39***-2G670	E13	ZZ3
15MY SONATA (LF)	80CA08R0	ECM & CLUSTER UPDATE	0.5 M/H	39***-2GGK5	E13	ZZ3
16-18MY SONATA (LF)	80CA08A6	ECM UPDATE	0.3 M/H	39***-2GGK6	E13	ZZ3
13-14MY SANTA FE SPORT (AN)	80CA08A5	ECM UPDATE	0.3 M/H	39***-2GAE0	E13	ZZ3
15MY SANTA FE SPORT (AN)	80CA08R4	ECM & CLUSTER UPDATE	0.5 M/H	39***-2GAE2	E13	ZZ3
16-18MY SANTA FE SPORT (AN)	80CA08A7	ECM UPDATE	0.3 M/H	39***-2GAE4	E13	ZZ3
14-15MY TUCSON (LM)	80CA08A2	ECM UPDATE	0.3 M/H	39***-2GBB0	E13	ZZ3
18MY TUCSON (TL)	80CA08B0	ECM UPDATE	0.3 M/H	39***-2GAA0	E13	ZZ3

**NOTE 1:** Submit Claim on Campaign Claim Entry Screen

**NOTE 2:** If a part is found in need of replacement while performing this campaign and the affected part is still under warranty, submit a separate claim using the same Repair Order. If the affected part(s) are out of warranty, request a Prior Authorization # for goodwill consideration prior to completing the Campaign.

## Service Procedure:

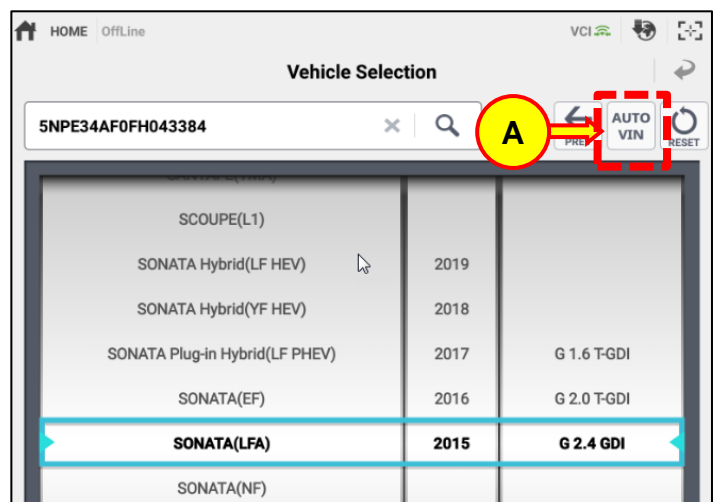
**NOTICE**

- Update the Engine ECM on all models and Cluster if applicable. Refer to Cluster ROM ID Information Table.
- Check the ROM ID of the vehicle's ECM and cluster and reference the ROM ID Information Table before attempting any updates.
- Ensure the GDS Mobile and the vehicle's battery are fully charged. Run the engine to charge the battery if necessary before attempting any updates.
- Turn off all lamps and do not leave the head lamp switch in auto mode. Turn off all accessories (including heater, A/C, blower, radio, seat warmer, defroster, etc.). Do not allow the battery to be discharged during update.
- Perform update with the ignition switch in the ON position.
- Be careful not to disconnect any cables connected to the vehicle or scan tool during update.
- Do not start the engine during update.
- Do not turn off the ignition switch during update unless specifically directed by the GDS Mobile.

1. Connect the VCI-II into the vehicle's DLC connector under the driver side instrument panel.



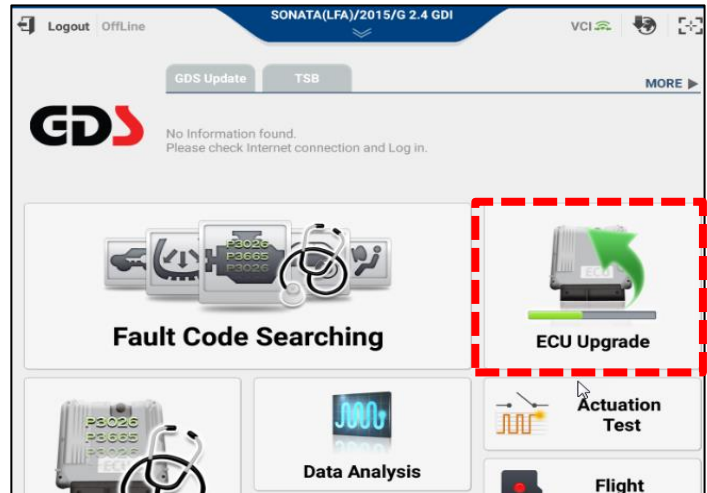
2. With the ignition in the ON position, open the GDS app on the GDS Mobile. Confirm GDS communication with the vehicle and use the **AUTO VIN** button (A) to detect the vehicle's VIN.



3. Select **ECU Upgrade** from the GDS main screen and then select **Auto Mode**.

## NOTICE

Do not update using Manual Mode unless the Auto Mode fails.



4. Under **System**, select **Engine** to update the engine ECM. Then select **ID Check** to search for available updates.

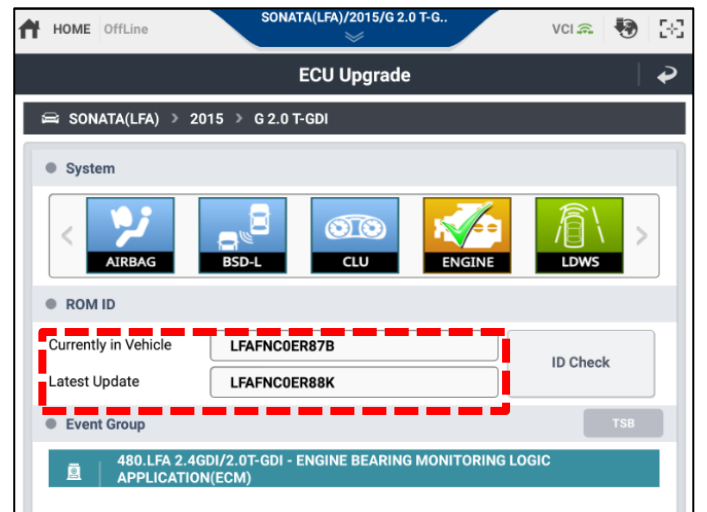


5. Confirm the ROM IDs match those in the ROM Information table for the vehicle specification. Select the event under **Event Group** and then select **Upgrade** to start the update.

The update is performed in two parts. Follow the prompts on the GDS to complete the update.

## NOTICE

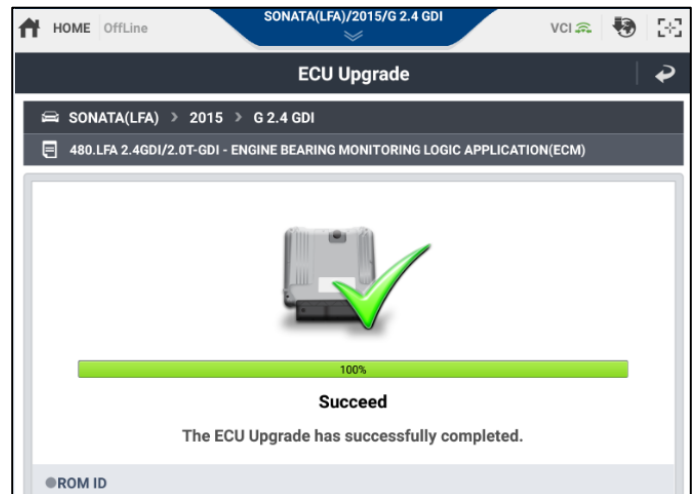
Do not touch the GDS buttons ('Back', 'Home', etc) while performing the update. Do not start the engine.



6. Once the update is performed successfully, select **OK** to continue. When prompted to run a fault code search, select **Yes** to check for DTCs. Clear all DTCs if any are stored.

## NOTICE

Various warning messages may appear in the instrument cluster during the update. Clear any DTCs after the update.

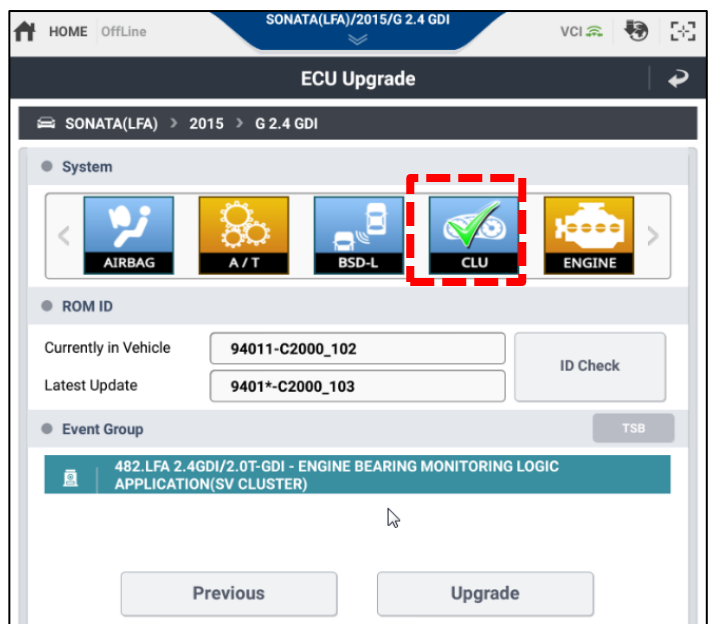


7. Next update the cluster software (if applicable) starting with the process outlined in Step 3. Under **System** in the **ECU Upgrade** menu, select **CLU** to update the cluster. Skip to Step 8 for vehicles without cluster updates.

## NOTICE

Update the Engine ECM on all models and Cluster if applicable. Refer to Cluster ROM ID Information Table.

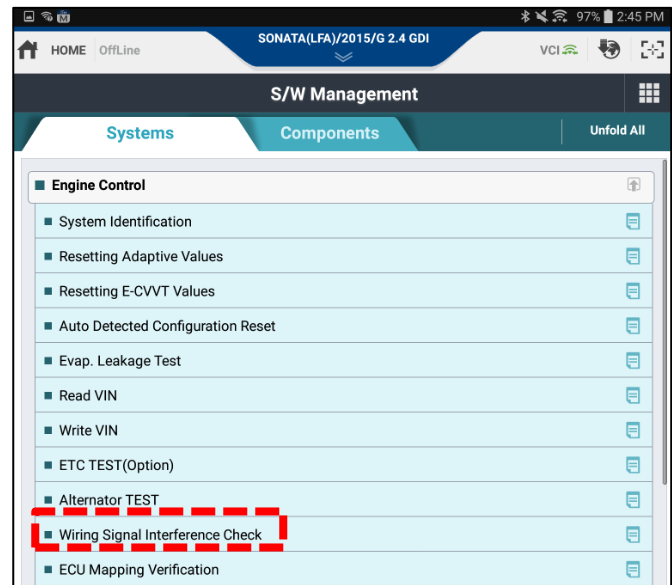
Do not update using Manual Mode unless the Auto Mode fails.



8. When both the engine ECM and cluster updates (if applicable) are completed, perform the Wiring Signal Interference Inspection below.

## Wiring Signal Interference Inspection:

1. Check for DTCs and perform the appropriate diagnostic service.
2. Warm the engine until the engine oil temperature is 176° F (80° C) or greater.
3. From the GDS main screen, navigate to **S/W Management > Engine Control** and select **Wiring Signal Interference Check**.



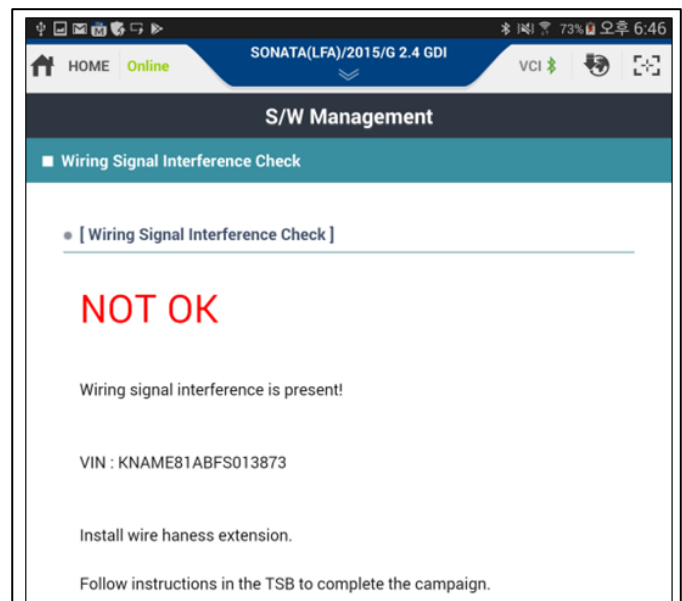
4. Follow the prompts on the GDS to complete the inspection. At the end of the inspection, take a screenshot of the results screen.

### If the inspection result is OK:

- Check for any DTCs and perform the appropriate diagnostic service. Ensure no warning lights are present to complete the procedure.

### If the inspection result is NOT OK:

- Follow the “**Wire Harness Extension Installation**” procedure in the latest revision of Campaign T3G (currently TSB 19-01-006H-3 when this TSB was published).
- Check for any DTCs and perform the appropriate diagnostic service. Ensure no warning lights are present to complete the procedure.



## Manual Update Procedure:

### NOTICE

The manual update should be performed only when the automatic update fails.

If automatic update fails, turn the ignition off for about 10 seconds and then place it back in the on position to reset the control unit before performing a manual update.

1. Select **ECU Upgrade** from the GDS main screen and then select **Manual Mode**.

### NOTICE

Do not update using Manual Mode unless the Auto Mode fails.

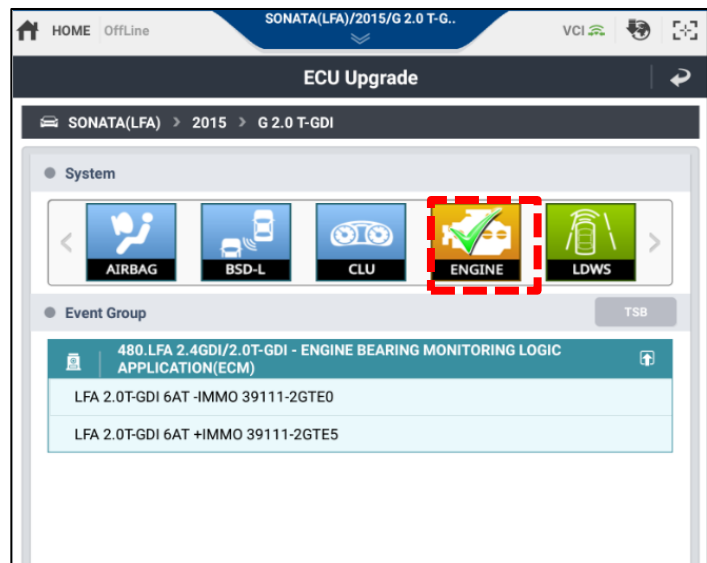
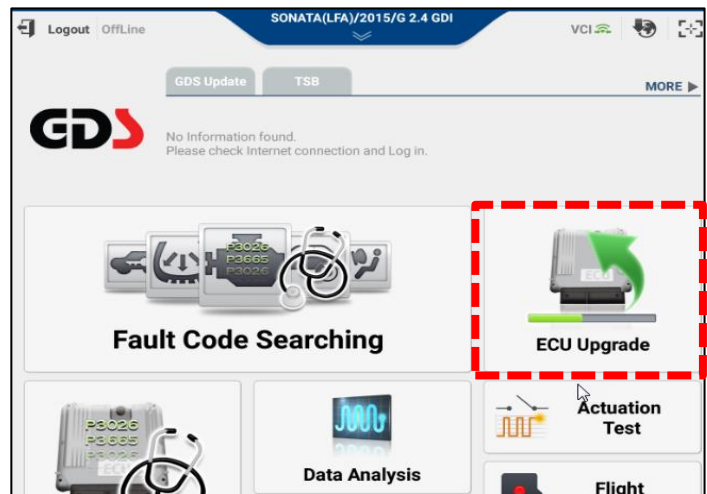
Ensure the correct update is performed by using the ROM ID Info tables. Any attempt to update using an incorrect ROM ID may cause the ECU to be inoperative.

Do not touch the GDS buttons ('Back', 'Home', etc) while performing the update.

Do not start the engine.

Various warning messages may appear in the instrument cluster during the update. Clear any DTCs after the update.

2. Under **System**, select **Engine** to update the engine ECM and, if applicable, **CLU** to update the cluster. Select the appropriate update by referencing the ROM ID Information and password tables. Select **Upgrade** and follow the prompts on the GDS to complete the update.



3. When both the engine ECM and cluster updates (if applicable) are completed, perform the Wiring Signal Interference Inspection above.

4. Check for any DTCs and perform the appropriate diagnostic service. Ensure no warning lights are present to complete the procedure.

### Manual Mode Update Passwords:

#### Engine ECM Update

##### #567 - 11-14MY Sonata (YF)

UPDATE NAME	PASSWORD
YFA 11MY 2.4GDI -IMMO 39***/2-2G660	6701
YFA 11MY 2.4GDI -IMMO 39***/2-2G661	6702
YFA 11MY 2.4GDI -IMMO 39***-2G665	6703
YFA 11MY 2.4GDI -IMMO 39***-2G666	6704
YFA 11MY 2.4GDI +IMMO 39***/2-2G670	6705
YFA 11MY 2.4GDI +IMMO 39***/2-2G671	6706
YFA 11MY 2.4GDI +IMMO 39***-2G675	6707
YFA 11MY 2.4GDI +IMMO 39***-2G676	6708
YFA 12MY 2.4GDI -IMMO 39***/2-2G662	6709
YFA 12MY 2.4GDI -IMMO 39***-2G667	6710
YFA 12MY 2.4GDI +IMMO 39***/2-2G672	6711
YFA 12MY 2.4GDI +IMMO 39***-2G677	6712
YFA 13MY 2.4GDI -IMMO 39***/2-2G663	6713
YFA 13MY 2.4GDI -IMMO 39***-2G668	6714
YFA 13MY 2.4GDI +IMMO 39***/2-2G673	6715
YFA 13MY 2.4GDI +IMMO 39***-2G678	6716
YFA 14MY 2.4GDI -IMMO 39***/2-2G664	6717
YFA 14MY 2.4GDI -IMMO 39***-2G669	6718
YFA 14MY 2.4GDI +IMMO 39***/2-2G674	6719
YFA 14MY 2.4GDI +IMMO 39***-2G679	6720
YFA 11~13MY 2.0T-GDI -IMMO 39***-2G680/1/2	6721
YFA 13MY 2.0T-GDI -IMMO 39***-2G684	6722
YFA 14MY 2.0T-GDI -IMMO 39***-2G683	6723
YFA 11~13MY 2.0T-GDI +IMMO 39***-2G690/1/2	6724
YFA 13MY 2.0T-GDI +IMMO 39***-2G694	6725
YFA 14MY 2.0T-GDI +IMMO 39***-2G693	6726

##### #561 - 15-18MY Sonata (LF)

UPDATE NAME	PASSWORD
LFA 15MY 2.4GDI -IMMO 39***-2GGK0 [ROM ID: LFAFNC4EM86A/86B/86C/87A/87B/88A/A51/A53/C0A/C0K]	6101
LFA 15MY 2.4GDI +IMMO 39***-2GGK5 [ROM ID:	6102

LFAFNC4ER86A/86B/86C/87A/87B/88A/A51/A53/C0A/C0K]	
LFA 15MY 2.4GDI -IMMO 39***-2GGL0 [ROM ID: LFAFNS4EM86A/86B/86C/87A/87B/88A/A51/A53/C0A/C0K]	6103
LFA 15MY 2.4GDI +IMMO 39***-2GGL5 [ROM ID: LFAFNS4ER86A/86B/86C/87A/87B/88A/A51/A53/C0A/C0K]	6104
LFA 16MY 2.4GDI -IMMO 39***-2GGK1 [ROM ID: LFAGNC4EMA3A/A5A/B0B/C0A/C0K]	6105
LFA 16MY 2.4GDI +IMMO 39***-2GGK6 [ROM ID: LFAGNC4ERA3A/A5A/B0B/C0A/C0K]	6106
LFA 16MY 2.4GDI -IMMO 39***-2GGL1 [ROM ID: LFAGNS4EMA3A/A5A/B0B/C0A/C0K]	6107
LFA 16MY 2.4GDI +IMMO 39***-2GGL6 [ROM ID: LFAGNS4ERA3A/A5A/B0B/C0A/C0K]	6108
LFA 17MY 2.4GDI -IMMO 39***-2GGK2 [ROM ID: LFAHNC4EMC0A/K/L]	6109
LFA 17MY 2.4GDI +IMMO 39***-2GGK7 [ROM ID: LFAHNC4ERC0A/K/L]	6110
LFA 17MY 2.4GDI -IMMO 39***-2GGL2 [ROM ID: LFAHNS4EMC0A/K/L]	6111
LFA 17MY 2.4GDI +IMMO 39***-2GGL7 [ROM ID: LFAHNS4ERC0A/K/L]	6112
LFA 17MY 2.4GDI -IMMO 39***-2GGK3 [ROM ID: LFAHNC4EMC0B/3A/3B/3K/3L]	6113
LFA 17MY 2.4GDI +IMMO 39***-2GGK8 [ROM ID: LFAHNC4ERC0B/3A/3B/3K/3L]	6114
LFA 17MY 2.4GDI -IMMO 39***-2GGL3 [ROM ID: LFAHNS4EMC0B/3A/3B/3K/3L]	6115
LFA 17MY 2.4GDI +IMMO 39***-2GGL8 [ROM ID: LFAHNS4ERC0B/3A/3B/3K/3L]	6116
LFA 17MY 2.4GDI -IMMO 39***-2GGK4 [ROM ID: LFAHNC4EMC5A/K/L]	6117
LFA 17MY 2.4GDI +IMMO 39***-2GGK9 [ROM ID: LFAHNC4ERC5A/K/L]	6118
LFA 17MY 2.4GDI -IMMO 39***-2GGL4 [ROM ID: LFAHNS4EMC5A/K/L]	6119
LFA 17MY 2.4GDI +IMMO 39***-2GGL9 [ROM ID: LFAHNS4ERC5A/K/L]	6120
LFA 15MY 2.0T-GDI +IMMO 39***-2GTE5 [ROM ID: LFAFNC0ER87A/7B/8A/8K]	6121
LFA 16MY 2.0T-GDI -IMMO 39***-2GTE1 [ROM ID: LFAGNC0EMA3A/K]	6122
LFA 16MY 2.0T-GDI +IMMO 39***-2GTE6 [ROM ID: LFAGNC0ERA3A/K]	6123
LFA 17MY 2.0T-GDI -IMMO 39***-2GTE2 [ROM ID: LFAHNC0EMC2A/3A/3K/3L]	6124
LFA 17MY 2.0T-GDI +IMMO 39***-2GTE7 [ROM ID: LFAHNC0ERC2A/3A/3K/3L]	6125
LFA PE 18MY 2.4GDI -IMMO 39***-2GGJ0 [ROM ID: LPAINC4EMDAA/AB/5A/5B/5K/5L]	6126
LFA PE 18MY 2.4GDI +IMMO 39***-2GGJ5 [ROM ID: LPAINC4ERDAA/AB/5A/5B/5K/5L]	6127
LFA PE 18MY 2.4GDI -IMMO 39***-2GGK0 [ROM ID: LPAINS4EMDAA/AB/5A/5B/5K/5L]	6128
LFA PE 18MY 2.4GDI +IMMO 39***-2GGK5 [ROM ID: LPAINS4ERDAA/AB/5A/5B/5K/5L]	6129
LFA PE 18MY 2.0T-GDI -IMMO 39***-2GTE0/1 [ROM ID: LPAINC08MD3A/3B/5A/5D/5K/5L]	6130
LFA PE 18MY 2.0T-GDI +IMMO 39***-2GTE5/6 [ROM ID: LPAINC08RD3A/3B/5A/5D/5K/5L]	6131

**#568 - 13-14MY Santa Fe Sport**

UPDATE NAME	PASSWORD
AN 13MY 2.4GDI(2WD) -IMMO 39***/10-2GAG0 [2WD_BDC4ME3A/E5A/G0B/G0D/G1K]	6801
AN 13MY 2.4GDI(2WD) -IMMO 39***/10-2GAG0	6802

[2WD_BDC4ME5B/E5C/E5D/F3A/G0A/G0C/G0E/G1M]	
AN 13MY 2.4GDI(4WD) -IMMO 39***-2GAG5 [4WD_BDC4ME3A/E5A/G0B/G0D/G1L]	6803
AN 13MY 2.4GDI(4WD) -IMMO 39***-2GAG5 [4WD_BDC4ME5B/E5C/E5D/F3A/G0A/G0C/G0E/G1N]	6804
AN 13MY 2.4GDI(2WD) +IMMO 39***/10-2GAE0 [2WD_BDC4RE3A/E5A/G0B/G0D/G1K]	6805
AN 13MY 2.4GDI(2WD) +IMMO 39***/10-2GAE0 [2WD_BDC4RE5B/E5C/E5D/F3A/G0A/G0C/G0E/G1M]	6806
AN 13MY 2.4GDI(4WD) +IMMO 39***-2GAE5 [4WD_BDC4RE3A/E5A/G0B/G0D/G1L]	6807
AN 13MY 2.4GDI(4WD) +IMMO 39***-2GAE5 [4WD_BDC4RE5B/E5C/E5D/F3A/G0A/G0C/G0E/G1N]	6808
AN 14MY 2.4GDI(2WD) -IMMO 39***/10-2GAG1 [2WD_BEC4MH2A/B/K]	6809
AN 14MY 2.4GDI(4WD) -IMMO 39***-2GAG6 [4WD_BEC4MH2A/B/L]	6810
AN 14MY 2.4GDI(2WD) +IMMO 39***/10-2GAE1 [2WD_BEC4RH2A/B/K]	6811
AN 14MY 2.4GDI(4WD) +IMMO 39***-2GAE6 [4WD_BEC4RH2A/B/L]	6812
AN 13MY 2.0T-GDI(2WD) -IMMO 39***-2GBD0 [2WD_BDC0ME3A/E3B/E5A/E5B/F2A/F3A/G0A/G01/G02/G1K]	6813
AN 13MY 2.0T-GDI(4WD) -IMMO 39***-2GBE0 [4WD_BDC0ME3A/E3B/E5A/E5B/F2A/F3A/G0A/G01/G02/G1L]	6814
AN 13MY 2.0T-GDI(2WD) +IMMO 39***-2GBB0 [2WD_BDC0RE3A/E3B/E5A/E5B/F2A/F3A/G0A/G01/G02/G1K]	6815
AN 13MY 2.0T-GDI(4WD) +IMMO 39***-2GBC0 [4WD_BDC0RE3A/E3B/E5A/E5B/F2A/F3A/G0A/G01/G02/G1L]	6816
AN 14MY 2.0T-GDI(2WD) -IMMO 39***-2GBD1 [2WD_BEC0MH2A/B/K]	6817
AN 14MY 2.0T-GDI(4WD) -IMMO 39***-2GBE1 [4WD_BEC0MH2A/B/L]	6818
AN 14MY 2.0T-GDI(2WD) +IMMO 39***-2GBB1 [2WD_BEC0RH2A/B/K]	6819
AN 14MY 2.0T-GDI(4WD) +IMMO 39***-2GBC1 [4WD_BEC0RH2A/B/L]	6820

**#562 - 15MY Santa Fe Sport**

UPDATE NAME	PASSWORD
AN 15MY 2.4GDI -IMMO 39***-2GAG2/7,39***-2GAG2 [ROM ID: BFC4MH5A/5B/6A]	6201
AN 15MY 2.4GDI +IMMO 39***-2GAE2/7,39***-2GAE2 [ROM ID: BFC4RH5A/5B/6A]	6202
AN 15MY 2.0T-GDI -IMMO 39***-2GBD2/E2 [ROM ID: BFC0MH5A/6A]	6203
AN 15MY 2.0T-GDI +IMMO 39***-2GBB2/C2 [ROM ID: BFC0RH5A/6A]	6204

**#563 - 16MY Santa Fe Sport**

UPDATE NAME	PASSWORD
AN 16MY 2.4GDI(2WD) -IMMO 39***/10-2GAG4 [2WD_BGC4MH5A/5B/6A]	6301
AN 16MY 2.4GDI(4WD) -IMMO 39***-2GAG9 [4WD_BGC4MH5A/5B/6B]	6302
AN 16MY 2.4GDI(2WD) +IMMO 39***/10-2GAE4 [2WD_BGC4RH5A/5B/6A]	6303
AN 16MY 2.4GDI(4WD) +IMMO 39***-2GAE9 [4WD_BGC4RH5A/5B/6B]	6304
AN 16MY 2.0T-GDI(2WD) -IMMO 39***-2GBD4 [2WD_BGC0MH5A/6A]	6305
AN 16MY 2.0T-GDI(4WD) -IMMO 39***-2GBE4 [4WD_BGC0MH5A/6B]	6306
AN 16MY 2.0T-GDI(2WD) +IMMO 39***-2GBB4 [2WD_BGC0RH5A/6A]	6307
AN 16MY 2.0T-GDI(4WD) +IMMO 39***-2GBC4 [4WD_BGC0RH5A/6B]	6308

## #564 - 17-18MY Santa Fe Sport

UPDATE NAME	PASSWORD
AN PE 17MY 2.4GDI(2WD) -IMMO 39***-2GKR0 [2WD_DMAHNC4EMB2A/2B/2C/4A/4K/4M]	6401
AN PE 17MY 2.4GDI(4WD) -IMMO 39***-2GKR5 [4WD_DMAHNC4EMB2A/2B/2C/4A/4L/4N]	6402
AN PE 17MY 2.4GDI(2WD) +IMMO 39***-2GKP0 [2WD_DMAHNC4ERB2A/2B/2C/4A/4K/4M]	6403
AN PE 17MY 2.4GDI(4WD) +IMMO 39***-2GKP5 [4WD_DMAHNC4ERB2A/2B/2C/4A/4L/4N]	6404
AN PE 18MY 2.4GDI(2WD) -IMMO 39***-2GKR1 [2WD_DMAINC4EMB4A/C0A/B5A/B5B/B5K/B5M]	6405
AN PE 18MY 2.4GDI(4WD) -IMMO 39***-2GKR6 [4WD_DMAINC4EMB4A/C0A/B5A/B5B/B5L/B5N]	6406
AN PE 18MY 2.4GDI(2WD) +IMMO 39***-2GKP1 [2WD_DMAINC4ERB4A/C0A/B5A/B5B/B5K/B5M]	6407
AN PE 18MY 2.4GDI(4WD) +IMMO 39***-2GKP6 [4WD_DMAINC4ERB4A/C0A/B5A/B5B/B5L/B5N]	6408
AN PE 17MY 2.0T-GDI(2WD) -IMMO 39***-2GKT0 [2WD_DMAHNC0EMB2A/4A/4K/4M]	6409
AN PE 17MY 2.0T-GDI(4WD) -IMMO 39***-2GKT5 [4WD_DMAHNC0EMB2A/4A/4L/4N]	6410
AN PE 17MY 2.0T-GDI(2WD) +IMMO 39***-2GKS0 [2WD_DMAHNC0ERB2A/4A/4K/4M]	6411
AN PE 17MY 2.0T-GDI(4WD) +IMMO 39***-2GKS5 [4WD_DMAHNC0ERB2A/4A/4L/4N]	6412
AN PE 18MY 2.0T-GDI(2WD) -IMMO 39***-2GKT1 [2WD_DMAINC0EMB4A/5A/5B/5C/5K/5M]	6413
AN PE 18MY 2.0T-GDI(4WD) -IMMO 39***-2GKT6 [4WD_DMAINC0EMB4A/5A/5B/5C/5L/5N]	6414
AN PE 18MY 2.0T-GDI(2WD) +IMMO 39***-2GKS1 [2WD_DMAINC0ERB4A/5A/5B/5C/5K/5M]	6415
AN PE 18MY 2.0T-GDI(4WD) +IMMO 39***-2GKS6 [4WD_DMAINC0ERB4A/5A/5B/5C/5L/5N]	6416

## #565 - 14-15MY Tucson (LM) (ULEV)

UPDATE NAME	PASSWORD
LM 14MY 2.4GDI -IMMO 39***-2GBD0/5	6501
LM 14MY 2.4GDI +IMMO 39***-2GBB0/5	6502
LM 15MY 2.4GDI -IMMO 39***-2GBD1/2/6/7	6505
LM 15MY 2.4GDI +IMMO 39***-2GBB1/2/6/7	6506

## #496 - 14-15MY Tucson (LM) (SULEV)

UPDATE NAME	PASSWORD
LM 2.4GDI -IMMO 39106-2GBE0/5	0626
LM 2.4GDI -IMMO 39106-2GBE6/7	0628
LM 2.4GDI +IMMO 39106-2GBC0/5	0630
LM 2.4GDI +IMMO 39106-2GBC6/7	0632

**#566 - 18MY Tucson (TL)**

<b>UPDATE NAME</b>	<b>PASSWORD</b>
TL 18MY 2.4GDI(2WD) -IMMO 39***-2GAA0	6601
TL 18MY 2.4GDI(4WD) -IMMO 39***-2GAB0	6602
TL 18MY 2.4GDI(2WD) +IMMO 39***-2GAA0	6603
TL 18MY 2.4GDI(4WD) +IMMO 39***-2GAB0	6604

**Cluster Update**

Note: Cluster update only applies to 15MY Sonata (LF) and 15MY Santa Fe Sport (AN).

<b>Model</b>	<b>UPDATE NAME</b>	<b>PASSWORD</b>
15MY Sonata (LF)	LFA STD CLUSTER(BASE) 94001-C2000 (ROM ID : 94001-C2000_A03)	2000
	LFA STD CLUSTER(BASE) 94001-C2000 (ROM ID : 94001-C2000_110)	2001
	LFA STD CLUSTER(SPORTS PACK) 94021-C2000 (ROM ID : 94021-C2000_A02)	2002
	LFA STD CLUSTER(SPORTS PACK) 94021-C2000 (ROM ID : 94021-C2000_100)	2003
	LFA SV CLUSTER(BASE) 94011-C2000	2004
	LFA SV CLUSTER(SPORTS PACK) 94031-C2000	2005
15MY Santa Fe Sport (AN)	AN STD CLUSTER 94001/2-4Z300/10/20	4320
	AN SV CLUSTER 94011/2-4Z300/10/20(ROM ID : 201)	4321
	AN SV CLUSTER 94011/2-4Z300/10/20(ROM ID : 202)	4322
	AN SV CLUSTER 94011/2-4Z300/10/20(ROM ID : 203)	4323