 HYUNDAI Technical Service Bulletin	GROUP CAMPAIGN	NUMBER 19-01-002H-2
	DATE SEPTEMBER 2019	MODEL(S) APPLICABLE MODELS BELOW
SUBJECT: ENGINE MONITORING LOGIC PRODUCT IMPROVEMENT (SERVICE CAMPAIGN 953)		

This TSB supersedes TSB# 19-01-002H-1 to modify the Service Procedure and update the Engine ECM software on 15-18MY Sonata, 15-18MY Santa Fe Sport, 14-15MY Tucson (ULEV) and 18MY Tucson.

★ IMPORTANT

***** Dealer Stock & Retail Vehicles *****

Dealers must perform this Campaign on all affected vehicles prior to customer retail delivery and whenever an affected vehicle is in the shop for any maintenance or repair.

When a vehicle arrives at the Service Department, access Hyundai Motor America's "Warranty Vehicle Information" screen via WEBDCS to identify open Campaigns.

Description: Hyundai is conducting a product improvement campaign to enhance the knock sensor software to detect abnormal engine bearing noise before potentially severe engine damage occurs. If abnormal engine bearing noise is detected, the Malfunction Indicator Lamp (MIL) will blink continuously, a chime will sound on certain vehicles, and the vehicle will be placed in Engine Protection Mode allowing the customer to drive to the nearest Hyundai dealer for diagnosis and repair. In addition, DTC P132600 will be recorded in the ECM. The vehicle can continue to be operated for a limited time in Engine Protection Mode, but it will accelerate slower and have a reduced maximum speed. Engine RPMs will be limited to approximately 1800-2000 RPM.

Applicable Vehicles:

Certain 2011-2014 MY Sonata (YF) vehicles with 2.0L Turbo and 2.4L engines
 Certain 2015-2018 MY Sonata (LF) vehicles with 2.0L Turbo and 2.4L engines
 Certain 2013-2018 MY Santa Fe Sport (AN) vehicles with 2.0L Turbo and 2.4L engines
 Certain 2014-2015 MY Tucson (LM) vehicles with 2.4L engines
 Certain 2018 MY Tucson (TL) vehicles with 2.4L engines

GDS Information:

ROM ID Information Table - Engine ECM

VEHICLE	EVENT #	NOTE
11-14MY Sonata (YF)	500	
15-18MY Sonata (LF)	561	Updated 9/2019
13-14MY Santa Fe Sport (AN)	499	
15MY Santa Fe Sport (AN)	562	Updated 9/2019
16MY Santa Fe Sport (AN)	563	Updated 9/2019
17-18MY Santa Fe Sport (AN)	564	Updated 9/2019
14-15MY Tucson (LM) (ULEV)	565	Updated 9/2019
14-15MY Tucson (LM) (SULEV)	See note	
18MY Tucson (TL)	566	Updated 9/2019

Note: For 14-15MY Tucson (LM) (SULEV), refer to Campaign 959. If Campaign 959 is not available, use EVENT # 496.

VEHICLE	MY	Part Number	ROM ID	
			OLD	NEW
Sonata (YF) 2.4L	11MY	391**-2G670 391**-2G670	YBC4R75A YBC4R75B	YBC4RF3K
		391**-2G671 391**-2G671	YBC4R86B YBC4R86C YBC4R88A YBC4R88B YBC4R88C	YBC4RF3L
		391**-2G660 391**-2G660	YBC4M75A YBC4M75B	YBC4MF3K
		391**-2G661 391**-2G661	YBC4M86B YBC4M86C YBC4M88A YBC4M88B YBC4M88C	YBC4MF3L
		391**-2G675	YBS4R82A YBS4RF3E YBS4RF3G	YBS4RF3K
		391**-2G676	YBS4R86B YBS4R86C YBS4R88A YBS4R88B YBS4RF3F YBS4RF3H	YBS4RF3L
		391**-2G665	YBS4M82A YBS4MF3E YBS4MF3G	YBS4MF3K
		391**-2G666	YBS4M86B YBS4M86C	YBS4MF3L

			YBS4M88A YBS4M88B YBS4MF3F YBS4MF3H	
	12MY	391**-2G672 391**-2G672	YCC4RB3A YCC4RB3B YCC4RB3C	YCC4RB3K
		391**-2G662 391**-2G662	YCC4MB3A YCC4MB3B YCC4MB3C	YCC4MB3K
		391**-2G677	YCS4RB3A YCS4RB3B YCS4RB3C	YCS4RB3K
		391**-2G667	YCS4MB3A YCS4MB3B YCS4MB3C	YCS4MB3K
	13MY	391**-2G673 391**-2G673	YDC4RF0A YDC4RE1A YDC4REAA YDC4RF0A YDC4RF3A YDC4RF3B YDC4RF3C	YDC4RF3K
		391**-2G663 391**-2G663	YDC4MF0A YDC4ME1A YDC4MEAA YDC4MF0A YDC4MF3A YDC4MF3B YDC4MF3C	YDC4MF3K
		391**-2G678	YDS4RE1A YDS4REAA YDS4RF0A YDS4RF3A YDS4RF3B YDS4RF3C	YDS4RF3K
		391**-2G668	YDS4ME1A YDS4MEAA YDS4MF0A YDS4MF3A YDS4MF3B YDS4MF3C	YDS4MF3K
	14MY	391**-2G674 391**-2G674	YEC4RH2A YEC4RH2B	YEC4RH2K
		391**-2G664 391**-2G664	YEC4MH2A YEC4MH2B	YEC4MH2K
		391**-2G679	YES4RH2A YES4RH2B	YES4RH2K
		391**-2G669	YES4MH2A YES4MH2B	YES4MH2K
Sonata (YF) 2.0T	11MY	391**-2G690	YBC0R95B YBC0R95D YBC0R95E	YDC0RF3K

			YBC0R96A YBC0R97A YBC0R97B YDC0RF3A YDC0RF3B		
		391**-2G680	YBC0M95B YBC0M95D YBC0M95E YBC0M96A YBC0M97A YBC0M97B YDC0MF3A YDC0MF3B	YDC0MF3K	
	12MY	391**-2G691	YCC0RB3A YCC0RC0B YCC0RC0C	YDC0RF3K	
		391**-2G681	YCC0MB3A YCC0MC0B YCC0MC0C	YDC0MF3K	
	13MY	391**-2G691	YDC0RE1A YDC0REAA YDC0REAB YDC0RE3A YDC0RE5A YDC0RF3A YDC0RF3B	YDC0RF3K	
		391**-2G681	YDC0ME1A YDC0MEAA YDC0MEAB YDC0ME3A YDC0ME5A YDC0MF3A YDC0MF3B	YDC0MF3K	
		391**-2G692	YDC0RF3A YDC0RF3B	YDC0RF3K	
		391**-2G682	YDC0MF3A YDC0MF3B	YDC0MF3K	
		391**-2G694	YDC0RG1A YDC0RG1B	YDC0RG1K	
		391**-2G684	YDC0MG1A YDC0MG1B	YDC0MG1K	
		14MY	391**-2G693	YEC0RH2A YEC0RH2B	YEC0RH2K
	391**-2G683		YEC0MH2A YEC0MH2B	YEC0MH2	
	15-17MY Sonata (LF) 2.4L	15MY (ULEV)	39***-2GGK5	LFAFNC4ER86A LFAFNC4ER86B LFAFNC4ER86C LFAFNC4ER87A LFAFNC4ER87B LFAFNC4ER88A LFAFNC4ERA51 LFAFNC4ERA53	LFAFNC4ERC0L

			LFAFNC4ERC0A LFAFNC4ERC0K	
		39***-2GGK0	LFAFNC4EM86A LFAFNC4EM86B LFAFNC4EM86C LFAFNC4EM87A LFAFNC4EM87B LFAFNC4EM88A LFAFNC4EMA51 LFAFNC4EMA53 LFAFNC4EMC0A LFAFNC4EMC0K	LFAFNC4EMC0L
	15MY (SULEV)	39***-2GGL5	LFAFNS4ER86A LFAFNS4ER86B LFAFNS4ER86C LFAFNS4ER87A LFAFNS4ER87B LFAFNS4ER88A LFAFNS4ERA51 LFAFNS4ERA53 LFAFNS4ERC0A LFAFNS4ERC0K	LFAFNS4ERC0L
		39***-2GGL0	LFAFNS4EM86A LFAFNS4EM86B LFAFNS4EM86C LFAFNS4EM87A LFAFNS4EM87B LFAFNS4EM88A LFAFNS4EMA51 LFAFNS4EMA53 LFAFNS4EMC0A LFAFNS4EMC0K	LFAFNS4EMC0L
	16MY (ULEV)	39***-2GGK6	LFAGNC4ERA3A LFAGNC4ERA5A LFAGNC4ERB0B LFAGNC4ERC0A LFAGNC4ERC0K	LFAGNC4ERC0L
		39***-2GGK1	LFAGNC4EMA3A LFAGNC4EMA5A LFAGNC4EMB0B LFAGNC4EMC0A LFAGNC4EMC0K	LFAGNC4EMC0L
	16MY (SULEV)	39***-2GGL6	LFAGNS4ERA3A LFAGNS4ERA5A LFAGNS4ERB0B LFAGNS4ERC0A LFAGNS4ERC0K	LFAGNS4ERC0L
		39***-2GGL1	LFAGNS4EMA3A LFAGNS4EMA5A LFAGNS4EMB0B LFAGNS4EMC0A LFAGNS4EMC0K	LFAGNS4EMC0L

	17MY (ULEV)	39***-2GGK7	LFAHNC4ERC0A LFAHNC4ERC0K LFAHNC4ERC0L	LFAHNC4ERC0N	
		39***-2GGK2	LFAHNC4EMC0A LFAHNC4EMC0K LFAHNC4EMC0L	LFAHNC4EMC0N	
	17MY (SULEV)	39***-2GGL7	LFAHNS4ERC0A LFAHNS4ERC0K LFAHNS4ERC0L	LFAHNS4ERC0N	
		39***-2GGL2	LFAHNS4EMC0A LFAHNS4EMC0K LFAHNS4EMC0L	LFAHNS4EMC0N	
	17MY (ULEV)	39***-2GGK8	LFAHNC4ERC0B LFAHNC4ERC3A LFAHNC4ERC3B LFAHNC4ERC3K LFAHNC4ERC3L	LFAHNC4ERC3N	
		39***-2GGK3	LFAHNC4EMC0B LFAHNC4EMC3A LFAHNC4EMC3B LFAHNC4EMC3K LFAHNC4EMC3L	LFAHNC4EMC3N	
	17MY (SULEV)	39***-2GGL8	LFAHNS4ERC0B LFAHNS4ERC3A LFAHNS4ERC3B LFAHNS4ERC3K LFAHNS4ERC3L	LFAHNS4ERC3N	
		39***-2GGL3	LFAHNS4EMC0B LFAHNS4EMC3A LFAHNS4EMC3B LFAHNS4EMC3K LFAHNS4EMC3L	LFAHNS4EMC3N	
	17MY (ULEV)	39***-2GGK9	LFAHNC4ERC5A LFAHNC4ERC5K LFAHNC4ERC5L	LFAHNC4ERC5N	
		39***-2GGK4	LFAHNC4EMC5A LFAHNC4EMC5K LFAHNC4EMC5L	LFAHNC4EMC5N	
	17MY (SULEV)	39***-2GGL9	LFAHNS4ERC5A LFAHNS4ERC5K LFAHNS4ERC5L	LFAHNS4ERC5N	
		39***-2GGL4	LFAHNS4EMC5A LFAHNS4EMC5K LFAHNS4EMC5L	LFAHNS4EMC5N	
	15-17MY Sonata (LF) 2.0T	15MY (ULEV)	39***-2GTE5	LFAFNC0ER87A LFAFNC0ER87B LFAFNC0ER88A LFAFNC0ER88K	LFAFNC0ER88L
		16MY (ULEV)	39***-2GTE6	LFAGNC0ERA3A LFAGNC0ERA3K	LFAGNC0ERA3L
			39***-2GTE1	LFAGNC0EMA3A LFAGNC0EMA3K	LFAGNC0EMA3L

	17MY (ULEV)	39***-2GTE7	LFAHNC0ERC2A LFAHNC0ERC3A LFAHNC0ERC3K LFAHNC0ERC3L	LFAHNC0ERC3N
		39***-2GTE2	LFAHNC0EMC2A LFAHNC0EMC3A LFAHNC0EMC3K LFAHNC0EMC3L	LFAHNC0EMC3N
18MY Sonata (LF) 2.4L	18MY (ULEV)	39***-2GGJ5	LPAINC4ERDAA LPAINC4ERDAB LPAINC4ERD5A LPAINC4ERD5B LPAINC4ERD5K LPAINC4ERD5L	LPAINC4ERD5N
		39***-2GGJ0	LPAINC4EMDAA LPAINC4EMDAB LPAINC4EMD5A LPAINC4EMD5B LPAINC4EMD5K LPAINC4EMD5L	LPAINC4EMD5N
	18MY (SULEV)	39***-2GGK5	LPAINS4ERDAA LPAINS4ERDAB LPAINS4ERD5A LPAINS4ERD5B LPAINS4ERD5K LPAINS4ERD5L	LPAINS4ERD5N
		39***-2GGK0	LPAINS4EMDAA LPAINS4EMDAB LPAINS4EMD5A LPAINS4EMD5B LPAINS4EMD5K LPAINS4EMD5L	LPAINS4EMD5N
18MY Sonata (LF) 2.0T	18MY (ULEV)	39***-2GTE5 39***-2GTE6	LPAINC08RD3A LPAINC08RD3B LPAINC08RD5A LPAINC08RD5D LPAINC08RD5K LPAINC08RD5L	LPAINC08RD5N
		39***-2GTE0 39***-2GTE1	LPAINC08MD3A LPAINC08MD3B LPAINC08MD5A LPAINC08MD5D LPAINC08MD5K LPAINC08MD5L	LPAINC08MD5N
13-14MY Santa Fe Sport (AN) 2.4L	13MY	391**-2GAE0 391**-2GAE0	2WD_BDC4RE3A 2WD_BDC4RE5A 2WD_BDC4RG0B 2WD_BDC4RG0D	2WD_BDC4RG1K
			2WD_BDC4RE5B 2WD_BDC4RE5C 2WD_BDC4RE5D 2WD_BDC4RF3A 2WD_BDC4RG0A	2WD_BDC4RG1M

			2WD_BDC4RG0C 2WD_BDC4RG0E		
		391**-2GAE5	4WD_BDC4RE3A 4WD_BDC4RE5A 4WD_BDC4RG0B 4WD_BDC4RG0D	4WD_BDC4RG1L	
			4WD_BDC4RE5B 4WD_BDC4RE5C 4WD_BDC4RE5D 4WD_BDC4RF3A 4WD_BDC4RG0A 4WD_BDC4RG0C 4WD_BDC4RG0E	4WD_BDC4RG1N	
		391**-2GAG0 391**-2GAG0	2WD_BDC4ME3A 2WD_BDC4ME5A 2WD_BDC4MG0B 2WD_BDC4MG0D	2WD_BDC4MG1K	
			2WD_BDC4ME5B 2WD_BDC4ME5C 2WD_BDC4ME5D 2WD_BDC4MF3A 2WD_BDC4MG0A 2WD_BDC4MG0C 2WD_BDC4MG0E	2WD_BDC4MG1M	
		391**-2GAG5	4WD_BDC4ME3A 4WD_BDC4ME5A 4WD_BDC4MG0B 4WD_BDC4MG0D	4WD_BDC4MG1L	
			4WD_BDC4ME5B 4WD_BDC4ME5C 4WD_BDC4ME5D 4WD_BDC4MF3A 4WD_BDC4MG0A 4WD_BDC4MG0C 4WD_BDC4MG0E	4WD_BDC4MG1N	
		14MY	391**-2GAE1 391**-2GAE1	2WD_BEC4RH2A 2WD_BEC4RH2B	2WD_BEC4RH2K
			391**-2GAE6	4WD_BEC4RH2A 4WD_BEC4RH2B	4WD_BEC4RH2L
			391**-2GAG1 391**-2GAG1	2WD_BEC4MH2A 2WD_BEC4MH2B	2WD_BEC4MH2K
	391**-2GAG6		4WD_BEC4MH2A 4WD_BEC4MH2B	4WD_BEC4MH2L	
	13-14MY Santa Fe Sport (AN) 2.0T	13MY	391**-2GBB0	2WD_BDC0RE3A 2WD_BDC0RE3B 2WD_BDC0RE5A 2WD_BDC0RE5B	2WD_BDC0RG1K

			2WD_BDC0RF2A 2WD_BDC0RF3A 2WD_BDC0RG0A 2WD_BDC0RG01 2WD_BDC0RG02		
		391**-2GBC0	4WD_BDC0RE3A 4WD_BDC0RE3B 4WD_BDC0RE5A 4WD_BDC0RE5B 4WD_BDC0RF2A 4WD_BDC0RF3A 4WD_BDC0RG0A 4WD_BDC0RG01 4WD_BDC0RG02	4WD_BDC0RG1L	
		391**-2GBD0	2WD_BDC0ME3A 2WD_BDC0ME3B 2WD_BDC0ME5A 2WD_BDC0ME5B 2WD_BDC0MF2A 2WD_BDC0MF3A 2WD_BDC0MG0A 2WD_BDC0MG01 2WD_BDC0MG02	2WD_BDC0MG1K	
		391**-2GBE0	4WD_BDC0ME3A 4WD_BDC0ME3B 4WD_BDC0ME5A 4WD_BDC0ME5B 4WD_BDC0MF2A 4WD_BDC0MF3A 4WD_BDC0MG0A 4WD_BDC0MG01 4WD_BDC0MG02	4WD_BDC0MG1L	
	14MY	391**-2GBB1	2WD_BEC0RH2A 2WD_BEC0RH2B	2WD_BEC0RH2K	
		391**-2GBC1	4WD_BEC0RH2A 4WD_BEC0RH2B	4WD_BEC0RH2L	
		391**-2GBD1	2WD_BEC0MH2A 2WD_BEC0MH2B	2WD_BEC0MH2K	
		391**-2GBE1	4WD_BEC0MH2A 4WD_BEC0MH2B	4WD_BEC0MH2L	
	15-16MY Santa Fe Sport (AN) 2.4L	15MY	39***-2GAE2 39***-2GAE7 39***-2GAE2	BFC4RH5A BFC4RH5B BFC4RH6A	BFC4RH6B
			39***-2GAG2 39***-2GAG7 39***-2GAG2	BFC4MH5A BFC4MH5B BFC4MH6A	BFC4MH6B

	16MY	39***-2GAE4 39***-2GAE4	BGC4RH5A BGC4RH5B BGC4RH6A	BGC4RH6C	
		39***-2GAE9	BGC4RH5A BGC4RH5B BGC4RH6B	BGC4RH6D	
		39***-2GAG4 39***-2GAG4	BGC4MH5A BGC4MH5B BGC4MH6A	BGC4MH6C	
		39***-2GAG9	BGC4MH5A BGC4MH5B BGC4MH6B	BGC4MH6D	
15-16MY Santa Fe Sport (AN) 2.0T	15MY	39***-2GBB2 39***-2GBC2	BFC0RH5A BFC0RH6A	BFC0RH6B	
		39***-2GBD2 39***-2GBE2	BFC0MH5A BFC0MH6A	BFC0MH6B	
	16MY	39***-2GBB4	BGC0RH5A BGC0RH6A	BGC0RH6C	
		39***-2GBC4	BGC0RH5A BGC0RH6B	BGC0RH6D	
		39***-2GBD4	BGC0MH5A BGC0MH6A	BGC0MH6C	
		39***-2GBE4	BGC0MH5A BGC0MH6B	BGC0MH6D	
	17-18MY Santa Fe Sport (AN) 2.4L	17MY	39***-2GKP0	DMAHNC4ERB2A DMAHNC4ERB2B DMAHNC4ERB2C DMAHNC4ERB4A DMAHNC4ERB4K DMAHNC4ERB4M	DMAHNC4ERB4Q
			39***-2GKP5	DMAHNC4ERB2A DMAHNC4ERB2B DMAHNC4ERB2C DMAHNC4ERB4A DMAHNC4ERB4L DMAHNC4ERB4N	DMAHNC4ERB4R
39***-2GKR0			DMAHNC4EMB2A DMAHNC4EMB2B DMAHNC4EMB2C DMAHNC4EMB4A DMAHNC4EMB4K DMAHNC4EMB4M	DMAHNC4EMB4Q	
39***-2GKR5			DMAHNC4EMB2A DMAHNC4EMB2B DMAHNC4EMB2C DMAHNC4EMB4A DMAHNC4EMB4L DMAHNC4EMB4N	DMAHNC4EMB4R	

	18MY	39***-2GKP1	DMAINC4ERB4A DMAINC4ERC0A DMAINC4ERB5A DMAINC4ERB5B DMAINC4ERB5K DMAINC4ERB5M	DMAINC4ERB5Q
		39***-2GKP6	DMAINC4ERB4A DMAINC4ERC0A DMAINC4ERB5A DMAINC4ERB5B DMAINC4ERB5L DMAINC4ERB5N	DMAINC4ERB5R
		39***-2GKR1	DMAINC4EMB4A DMAINC4EMC0A DMAINC4EMB5A DMAINC4EMB5B DMAINC4EMB5K DMAINC4EMB5M	DMAINC4EMB5Q
		39***-2GKR6	DMAINC4EMB4A DMAINC4EMC0A DMAINC4EMB5A DMAINC4EMB5B DMAINC4EMB5L DMAINC4EMB5N	DMAINC4EMB5R
17-18MY Santa Fe Sport (AN) 2.0T	17MY	39***-2GKS0	DMAHNC0ERB2A DMAHNC0ERB4A DMAHNC0ERB4K DMAHNC0ERB4M	DMAHNC0ERB4Q
		39***-2GKS5	DMAHNC0ERB2A DMAHNC0ERB4A DMAHNC0ERB4L DMAHNC0ERB4N	DMAHNC0ERB4R
		39***-2GKT0	DMAHNC0EMB2A DMAHNC0EMB4A DMAHNC0EMB4K DMAHNC0EMB4M	DMAHNC0EMB4Q
		39***-2GKT5	DMAHNC0EMB2A DMAHNC0EMB4A DMAHNC0EMB4L DMAHNC0EMB4N	DMAHNC0EMB4R
	18MY	39***-2GKS1	DMAINC0ERB4A DMAINC0ERB5A DMAINC0ERB5B DMAINC0ERB5C DMAINC0ERB5K DMAINC0ERB5M	DMAINC0ERB5Q
		39***-2GKS6	DMAINC0ERB4A DMAINC0ERB5A DMAINC0ERB5B DMAINC0ERB5C DMAINC0ERB5L DMAINC0ERB5N	DMAINC0ERB5R

		39***-2GKT1	DMAINC0EMB4A DMAINC0EMB5A DMAINC0EMB5B DMAINC0EMB5C DMAINC0EMB5K DMAINC0EMB5M	DMAINC0EMB5Q	
		39***-2GKT6	DMAINC0EMB4A DMAINC0EMB5A DMAINC0EMB5B DMAINC0EMB5C DMAINC0EMB5L DMAINC0EMB5N	DMAINC0EMB5R	
Tucson (LM) 2.4L	14MY (ULEV)	39***-2GBB0 39***-2GBB5	LEC4RH2A LEC4RH2B LEC4RH2C LEC4RH2K	LEC4RH2L	
		39***-2GBD0 39***-2GBD5	LEC4MH2A LEC4MH2B LEC4MH2C LEC4MH2K	LEC4MH2L	
	14MY (SULEV)	391**-2GBC0 391**-2GBC5	LES4RH2A LES4RH2B LES4RH2C	LES4RH2K	
		391**-2GBE0 391**-2GBE5	LES4MH2A LES4MH2B LES4MH2C	LES4MH2K	
	15MY (ULEV)	39***-2GBB1 39***-2GBB2 39***-2GBB6 39***-2GBB7	LFC4RH4A LFC4RH4B LFC4RH4K	LFC4RH4L	
		39***-2GBD1 39***-2GBD2 39***-2GBD6 39***-2GBD7	LFC4MH4A LFC4MH4B LFC4MH4K	LFC4MH4L	
		15MY (SULEV)	391**-2GBC6 391**-2GBC7	LFS4RH4A LFS4RH4B	LFS4RH4K
			391**-2GBE6 391**-2GBE7	LFS4MH4A LFS4MH4B	LFS4MH4K
	Tucson (TL) 2.4L	18MY	39***-2GAA0	TSDINC4ERD5A TSDINC4ERD5K TSDINC4ERD5M	TSDINC4ERD5Q
			39***-2GAA0	TSDINC4EMD5A TSDINC4EMD5K TSDINC4EMD5M	TSDINC4EMD5Q
39***-2GAB0			TSDINC4ERD5C TSDINC4ERD5L TSDINC4ERD5N	TSDINC4ERD5R	
39***-2GAB0			TSDINC4EMD5C TSDINC4EMD5L TSDINC4EMD5N	TSDINC4EMD5R	

GDS Information:**ROM ID Information Table – Cluster**

Note: Cluster update only applies to 15MY Sonata (LF) and 15MY Santa Fe Sport (AN).

Model	Event # / Cluster Type	Part Number	OLD ROM ID	NEW ROM ID
2015 MY Sonata (LF)	EVENT #481 STANDARD CLUSTER	94001-C2000	94001-C2000_A03	94001-C2000_103
			94001-C2000_110	94001-C2000_104
		94021-C2000	94021-C2000_A02	94021-C2000_103
			94021-C2000_100	94021-C2000_104
	EVENT #482 SUPER VISION CLUSTER	94011-C2000	94011-C2000_101 94011-C2000_102	94011-C2000_103
		94031-C2000	94031-C2000_100 94031-C2000_101	94031-C2000_103
2015 MY Santa Fe Sport (AN)	EVENT #494 STANDARD CLUSTER	9400*-4Z300 9400*-4Z310 9400*-4Z320	94001-4Z300_200	9400*-4Z3*0_204
			94001-4Z310_200	
			94001-4Z320_200	
			94002-4Z300_200	
			94002-4Z310_200	
			94002-4Z320_200	
			94001-4Z300_201	
			94001-4Z310_201	
			94001-4Z320_201	
	EVENT #495 SUPER VISION CLUSTER	9401*-4Z300 9401*-4Z310 9401*-4Z320	94011-4Z300_201	9401*-4Z3*0_204
			94011-4Z310_201	
			94011-4Z320_201	
			94012-4Z300_201	
			94012-4Z310_201	
			94012-4Z320_201	
			94011-4Z300_202	
			94011-4Z310_202	
			94011-4Z320_202	
94012-4Z300_202				
94012-4Z310_202				
94012-4Z320_202				
94011-4Z300_203				
94011-4Z310_203				
94011-4Z320_203				
94012-4Z300_203				
94012-4Z310_203				
94012-4Z320_203				

Warranty Information:

Model	Op. Code	Operation	Op. Time	Causal Part No.	Nature Code	Cause Code
11-14MY SONATA (YF)	80CA08R5	ECM UPDATE	0.3 M/H	39***-2G670	E13	ZZ3
15MY SONATA (LF)	80CA08R0	ECM & CLUSTER UPDATE	0.5 M/H	39***-2GGK5	E13	ZZ3
16-18MY SONATA (LF)	80CA08A6	ECM UPDATE	0.3 M/H	39***-2GGK6	E13	ZZ3
13-14MY SANTA FE SPORT (AN)	80CA08A5	ECM UPDATE	0.3 M/H	39***-2GAE0	E13	ZZ3
15MY SANTA FE SPORT (AN)	80CA08R4	ECM & CLUSTER UPDATE	0.5 M/H	39***-2GAE2	E13	ZZ3
16-18MY SANTA FE SPORT (AN)	80CA08A7	ECM UPDATE	0.3 M/H	39***-2GAE4	E13	ZZ3
14-15MY TUCSON (LM)	80CA08A2	ECM UPDATE	0.3 M/H	39***-2GBB0	E13	ZZ3
18MY TUCSON (TL)	80CA08B0	ECM UPDATE	0.3 M/H	39***-2GAA0	E13	ZZ3

NOTE 1: Submit Claim on Campaign Claim Entry Screen

NOTE 2: If a part is found in need of replacement while performing this campaign and the affected part is still under warranty, submit a separate claim using the same Repair Order. If the affected part(s) are out of warranty, request a Prior Authorization # for goodwill consideration prior to completing the Campaign.

Service Procedure:

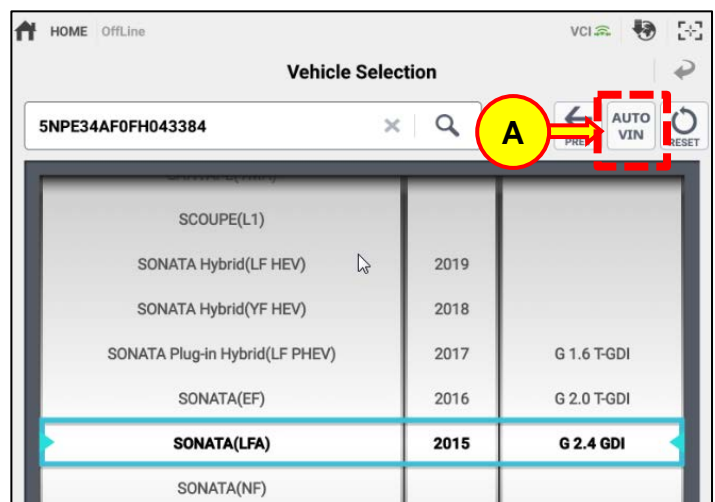
NOTICE

- Update the Engine ECM on all models and Cluster if applicable. Refer to Cluster ROM ID Information Table.
- Check the ROM ID of the vehicle's ECM and cluster and reference the ROM ID Information Table before attempting any updates.
- Ensure the GDS Mobile and the vehicle's battery are fully charged. Run the engine to charge the battery if necessary before attempting any updates.
- Turn off all lamps and do not leave the head lamp switch in auto mode. Turn off all accessories (including heater, A/C, blower, radio, seat warmer, defroster, etc.). Do not allow the battery to be discharged during update.
- Perform update with the ignition switch in the ON position.
- Be careful not to disconnect any cables connected to the vehicle or scan tool during update.
- Do not start the engine during update.
- Do not turn off the ignition switch during update unless specifically directed by the GDS Mobile.

1. Connect the VCI-II into the vehicle's DLC connector under the driver side instrument panel.



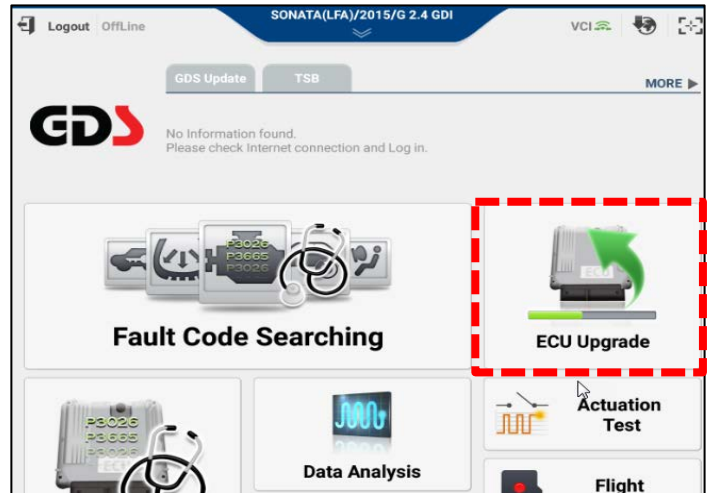
2. With the ignition in the ON position, open the GDS app on the GDS Mobile. Confirm GDS communication with the vehicle and use the **AUTO VIN** button (A) to detect the vehicle's VIN.



3. Select **ECU Upgrade** from the GDS main screen and then select **Auto Mode**.

NOTICE

Do not update using Manual Mode unless the Auto Mode fails.



4. Under **System**, select **Engine** to update the engine ECM. Then select **ID Check** to search for available updates.

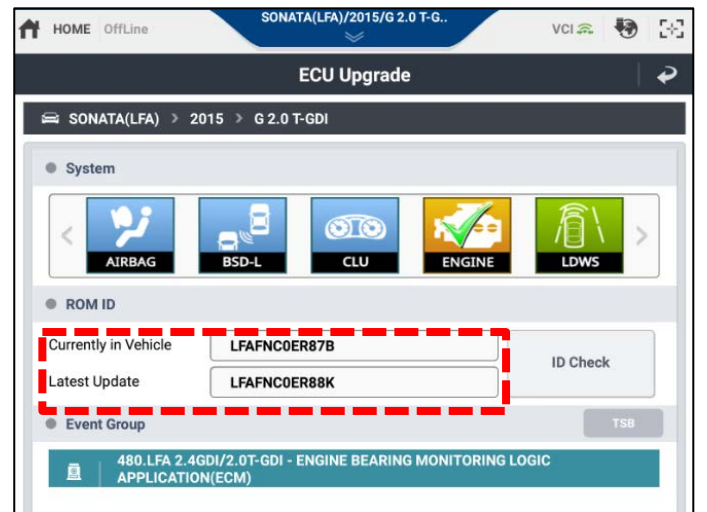


5. Confirm the ROM IDs match those in the ROM Information table for the vehicle specification. Select the event under **Event Group** and then select **Upgrade** to start the update.

The update is performed in two parts. Follow the prompts on the GDS to complete the update.

NOTICE

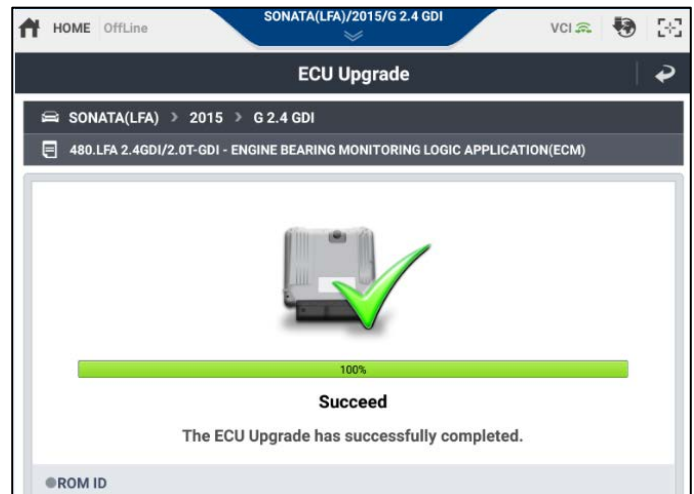
Do not touch the GDS buttons ('Back', 'Home', etc) while performing the update. Do not start the engine.



6. Once the update is performed successfully, select **OK** to continue. When prompted to run a fault code search, select **Yes** to check for DTCs. Clear all DTCs if any are stored.

NOTICE

Various warning messages may appear in the instrument cluster during the update. Clear any DTCs after the update.

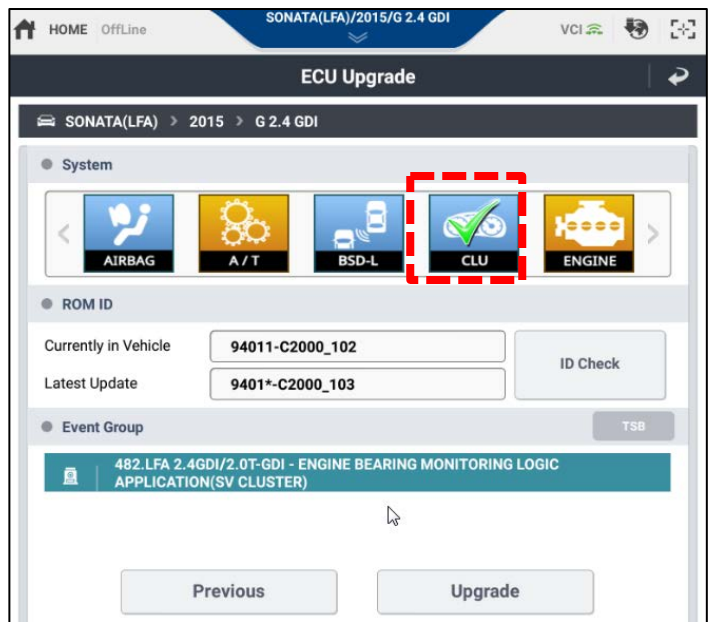


7. Next update the cluster software (if applicable) starting with the process outlined in Step 3. Under **System** in the **ECU Upgrade** menu, select **CLU** to update the cluster. Skip to Step 8 for vehicles without cluster updates.

NOTICE

Update the Engine ECM on all models and Cluster if applicable. Refer to Cluster ROM ID Information Table.

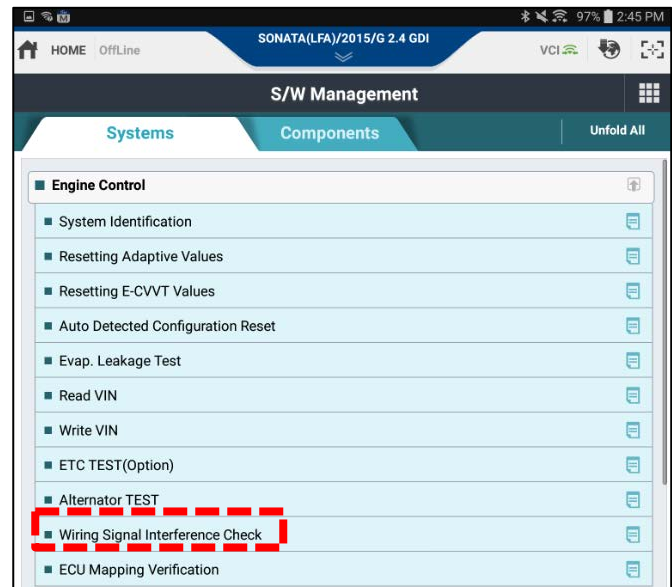
Do not update using Manual Mode unless the Auto Mode fails.



8. When both the engine ECM and cluster updates (if applicable) are completed, perform the Wiring Signal Interference Inspection below.

Wiring Signal Interference Inspection:

1. Check for DTCs and perform the appropriate diagnostic service.
2. Warm the engine until the engine oil temperature is 176° F (80° C) or greater.
3. From the GDS main screen, navigate to **S/W Management > Engine Control** and select **Wiring Signal Interference Check**.



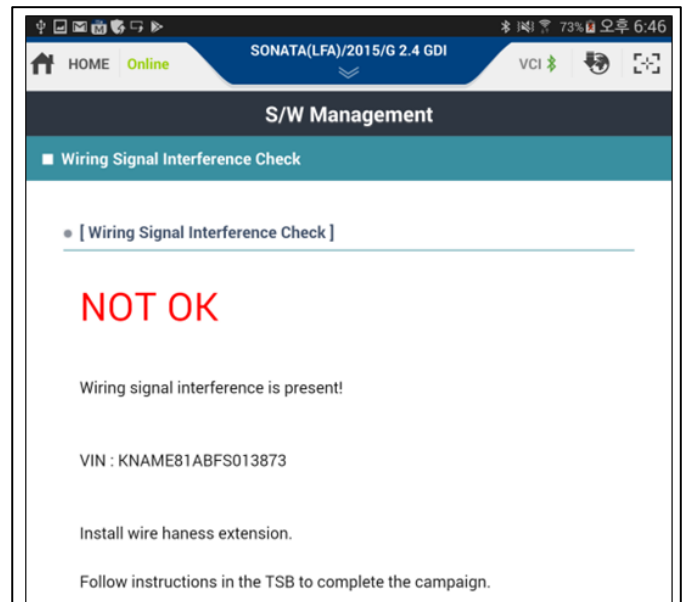
4. Follow the prompts on the GDS to complete the inspection. At the end of the inspection, take a screenshot of the results screen.

If the inspection result is OK:

- Check for any DTCs and perform the appropriate diagnostic service. Ensure no warning lights are present to complete the procedure.

If the inspection result is NOT OK:

- Follow the “**Wire Harness Extension Installation**” procedure in the latest revision of Campaign T3G (currently TSB 19-01-006H-2 when this TSB was published).
- Check for any DTCs and perform the appropriate diagnostic service. Ensure no warning lights are present to complete the procedure.



Manual Update Procedure:

NOTICE

The manual update should be performed only when the automatic update fails.

If automatic update fails, turn the ignition off for about 10 seconds and then place it back in the on position to reset the control unit before performing a manual update.

1. Select **ECU Upgrade** from the GDS main screen and then select **Manual Mode**.

NOTICE

Do not update using Manual Mode unless the Auto Mode fails.

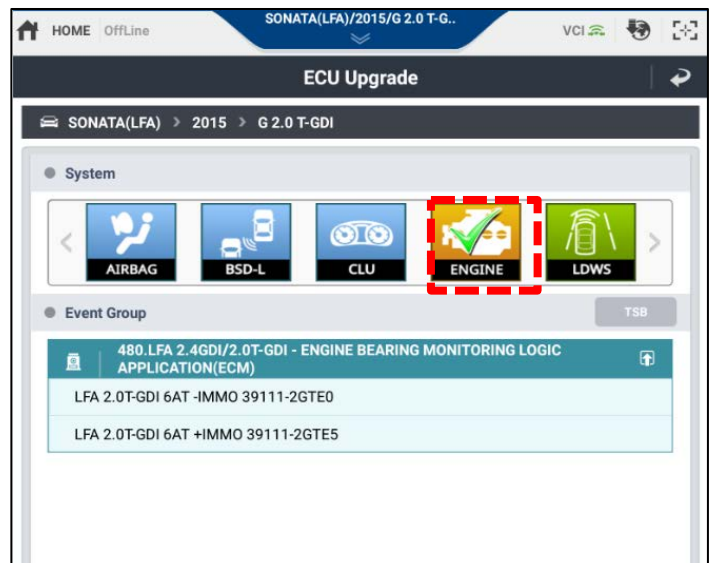
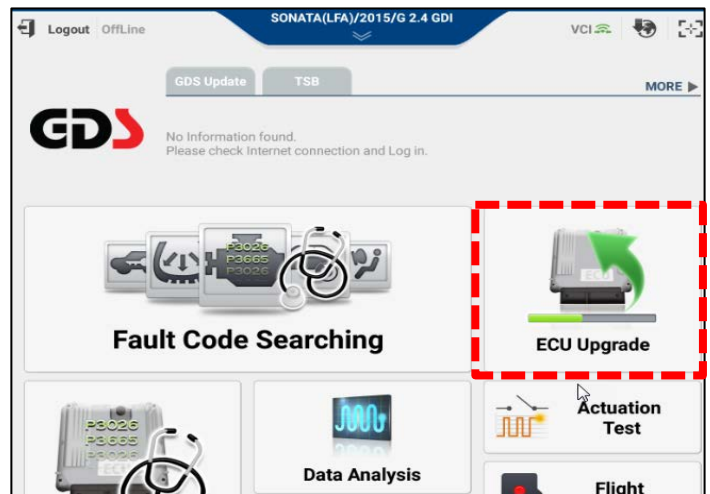
Ensure the correct update is performed by using the ROM ID Info tables. Any attempt to update using an incorrect ROM ID may cause the ECU to be inoperative.

Do not touch the GDS buttons ('Back', 'Home', etc) while performing the update.

Do not start the engine.

Various warning messages may appear in the instrument cluster during the update. Clear any DTCs after the update.

2. Under **System**, select **Engine** to update the engine ECM and, if applicable, **CLU** to update the cluster. Select the appropriate update by referencing the ROM ID Information and password tables. Select **Upgrade** and follow the prompts on the GDS to complete the update.



3. When both the engine ECM and cluster updates (if applicable) are completed, perform the Wiring Signal Interference Inspection above.

4. Check for any DTCs and perform the appropriate diagnostic service. Ensure no warning lights are present to complete the procedure.

Manual Mode Update Passwords:

Engine ECM Update

#500 - 11-14MY Sonata (YF)

UPDATE NAME	PASSWORD
YFA 2.4GDI -IMMO 39111/2-2G660	2660
YFA 2.4GDI -IMMO 39111/2-2G661	2661
YFA 2.4GDI -IMMO 39111-2G665	2665
YFA 2.4GDI -IMMO 39111-2G666	2666
YFA 2.4GDI -IMMO 39111/2-2G662	2662
YFA 2.4GDI -IMMO 39111-2G667	2667
YFA 2.4GDI -IMMO 39111/2-2G663	2663
YFA 2.4GDI -IMMO 39111-2G668	2668
YFA 2.4GDI -IMMO 39111/2-2G664	2664
YFA 2.4GDI -IMMO 39111-2G669	2669
YFA 2.4GDI +IMMO 39111/2-2G670	2670
YFA 2.4GDI +IMMO 39111/2-2G671	2671
YFA 2.4GDI +IMMO 39111-2G675	2675
YFA 2.4GDI +IMMO 39111-2G676	2676
YFA 2.4GDI +IMMO 39111/2-2G672	2672
YFA 2.4GDI +IMMO 39111-2G677	2677
YFA 2.4GDI +IMMO 39111/2-2G673	2673
YFA 2.4GDI +IMMO 39111-2G678	2678
YFA 2.4GDI +IMMO 39111/2-2G674	2674
YFA 2.4GDI +IMMO 39111-2G679	2679
YFA 2.0T-GDI -IMMO 39101-2G680/1/2	2680
YFA 2.0T-GDI -IMMO 39111-2G684	2684
YFA 2.0T-GDI -IMMO 39111-2G683	2683
YFA 2.0T-GDI +IMMO 39101-2G690/1/2	2690
YFA 2.0T-GDI +IMMO 39111-2G694	2694
YFA 2.0T-GDI +IMMO 39111-2G693	2693

#561 - 15-18MY Sonata (LF)

UPDATE NAME	PASSWORD
LFA 15MY 2.4GDI -IMMO 39***-2GGK0 [ROM ID: LFAFNC4EM86A/86B/86C/87A/87B/88A/A51/A53/C0A/C0K]	6101
LFA 15MY 2.4GDI +IMMO 39***-2GGK5 [ROM ID: LFAFNC4ER86A/86B/86C/87A/87B/88A/A51/A53/C0A/C0K]	6102
LFA 15MY 2.4GDI -IMMO 39***-2GGL0 [ROM ID: LFAFNS4EM86A/86B/86C/87A/87B/88A/A51/A53/C0A/C0K]	6103
LFA 15MY 2.4GDI +IMMO 39***-2GGL5 [ROM ID: LFAFNS4ER86A/86B/86C/87A/87B/88A/A51/A53/C0A/C0K]	6104
LFA 16MY 2.4GDI -IMMO 39***-2GGK1 [ROM ID: LFAGNC4EMA3A/A5A/B0B/C0A/C0K]	6105
LFA 16MY 2.4GDI +IMMO 39***-2GGK6 [ROM ID: LFAGNC4ERA3A/A5A/B0B/C0A/C0K]	6106
LFA 16MY 2.4GDI -IMMO 39***-2GGL1 [ROM ID: LFAGNS4EMA3A/A5A/B0B/C0A/C0K]	6107
LFA 16MY 2.4GDI +IMMO 39***-2GGL6 [ROM ID: LFAGNS4ERA3A/A5A/B0B/C0A/C0K]	6108
LFA 17MY 2.4GDI -IMMO 39***-2GGK2 [ROM ID: LFAHNC4EMC0A/K/L]	6109
LFA 17MY 2.4GDI +IMMO 39***-2GGK7 [ROM ID: LFAHNC4ERC0A/K/L]	6110
LFA 17MY 2.4GDI -IMMO 39***-2GGL2 [ROM ID: LFAHNS4EMC0A/K/L]	6111
LFA 17MY 2.4GDI +IMMO 39***-2GGL7 [ROM ID: LFAHNS4ERC0A/K/L]	6112
LFA 17MY 2.4GDI -IMMO 39***-2GGK3 [ROM ID: LFAHNC4EMC0B/3A/3B/3K/3L]	6113
LFA 17MY 2.4GDI +IMMO 39***-2GGK8 [ROM ID: LFAHNC4ERC0B/3A/3B/3K/3L]	6114
LFA 17MY 2.4GDI -IMMO 39***-2GGL3 [ROM ID: LFAHNS4EMC0B/3A/3B/3K/3L]	6115
LFA 17MY 2.4GDI +IMMO 39***-2GGL8 [ROM ID: LFAHNS4ERC0B/3A/3B/3K/3L]	6116
LFA 17MY 2.4GDI -IMMO 39***-2GGK4 [ROM ID: LFAHNC4EMC5A/K/L]	6117
LFA 17MY 2.4GDI +IMMO 39***-2GGK9 [ROM ID: LFAHNC4ERC5A/K/L]	6118
LFA 17MY 2.4GDI -IMMO 39***-2GGL4 [ROM ID: LFAHNS4EMC5A/K/L]	6119
LFA 17MY 2.4GDI +IMMO 39***-2GGL9 [ROM ID: LFAHNS4ERC5A/K/L]	6120
LFA 15MY 2.0T-GDI +IMMO 39***-2GTE5 [ROM ID: LFAFNC0ER87A/7B/8A/8K]	6121
LFA 16MY 2.0T-GDI -IMMO 39***-2GTE1 [ROM ID: LFAGNC0EMA3A/K]	6122
LFA 16MY 2.0T-GDI +IMMO 39***-2GTE6 [ROM ID: LFAGNC0ERA3A/K]	6123
LFA 17MY 2.0T-GDI -IMMO 39***-2GTE2 [ROM ID: LFAHNC0EMC2A/3A/3K/3L]	6124
LFA 17MY 2.0T-GDI +IMMO 39***-2GTE7 [ROM ID: LFAHNC0ERC2A/3A/3K/3L]	6125
LFA PE 18MY 2.4GDI -IMMO 39***-2GGJ0 [ROM ID: LPAINC4EMDAA/AB/5A/5B/5K/5L]	6126
LFA PE 18MY 2.4GDI +IMMO 39***-2GGJ5 [ROM ID: LPAINC4ERDAA/AB/5A/5B/5K/5L]	6127
LFA PE 18MY 2.4GDI -IMMO 39***-2GGK0 [ROM ID: LPAINS4EMDAA/AB/5A/5B/5K/5L]	6128
LFA PE 18MY 2.4GDI +IMMO 39***-2GGK5 [ROM ID: LPAINS4ERDAA/AB/5A/5B/5K/5L]	6129
LFA PE 18MY 2.0T-GDI -IMMO 39***-2GTE0/1 [ROM ID: LPAINC08MD3A/3B/5A/5D/5K/5L]	6130
LFA PE 18MY 2.0T-GDI +IMMO 39***-2GTE5/6 [ROM ID: LPAINC08RD3A/3B/5A/5D/5K/5L]	6131

#499 - 13-14MY Santa Fe Sport

UPDATE NAME	PASSWORD
AN 13MY 2.4GDI(2WD) -IMMO 39100/10-2GAG0 [2WD_BDC4ME3A/E5A/G0B/G0D]	1020
AN 13MY 2.4GDI(2WD) -IMMO 39100/10-2GAG0 [2WD_BDC4ME5B/E5C/E5D/F3A/G0A/G0C/G0E]	1021
AN 13MY 2.4GDI(4WD) -IMMO 39100-2GAG5 [4WD_BDC4ME3A/E5A/G0B/G0D]	0025
AN 13MY 2.4GDI(4WD) -IMMO 39100-2GAG5 [4WD_BDC4ME5B/E5C/E5D/F3A/G0A/G0C/G0E]	0026
AN 13MY 2.4GDI(2WD) +IMMO 39100/10-2GAE0 [2WD_BDC4RE3A/E5A/G0B/G0D]	1022
AN 13MY 2.4GDI(2WD) +IMMO 39100/10-2GAE0 [2WD_BDC4RE5B/E5C/E5D/F3A/G0A/G0C/G0E]	1023
AN 13MY 2.4GDI(4WD) +IMMO 39100-2GAE5 [4WD_BDC4RE3A/E5A/G0B/G0D]	0027
AN 13MY 2.4GDI(4WD) +IMMO 39100-2GAE5 [4WD_BDC4RE5B/E5C/E5D/F3A/G0A/G0C/G0E]	0028
AN 14MY 2.4GDI(2WD) -IMMO 39100/10-2GAG1 [2WD_BEC4MH2A/B]	1024
AN 14MY 2.4GDI(4WD) -IMMO 39100-2GAG6 [4WD_BEC4MH2A/B]	0029
AN 14MY 2.4GDI(2WD) +IMMO 39100/10-2GAE1 [2WD_BEC4RH2A/B]	1025
AN 14MY 2.4GDI(4WD) +IMMO 39100-2GAE6 [4WD_BEC4RH2A/B]	0030
AN 13MY 2.0T-GDI(2WD) -IMMO 39100-2GBD0 [2WD_BDC0ME3A/E3B/E5A/E5B/F2A/F3A/G0A/G01/G02]	0031
AN 13MY 2.0T-GDI(4WD) -IMMO 39100-2GBE0 [4WD_BDC0ME3A/E3B/E5A/E5B/F2A/F3A/G0A/G01/G02]	0032
AN 13MY 2.0T-GDI(2WD) +IMMO 39100-2GBB0 [2WD_BDC0RE3A/E3B/E5A/E5B/F2A/F3A/G0A/G01/G02]	0033
AN 13MY 2.0T-GDI(4WD) +IMMO 39100-2GBC0 [4WD_BDC0RE3A/E3B/E5A/E5B/F2A/F3A/G0A/G01/G02]	0034
AN 14MY 2.0T-GDI(2WD) -IMMO 39100-2GBD1 [2WD_BEC0MH2A/B]	0035
AN 14MY 2.0T-GDI(4WD) -IMMO 39100-2GBE1 [4WD_BEC0MH2A/B]	0036
AN 14MY 2.0T-GDI(2WD) +IMMO 39100-2GBB1 [2WD_BEC0RH2A/B]	0037
AN 14MY 2.0T-GDI(4WD) +IMMO 39100-2GBC1 [4WD_BEC0RH2A/B]	0038

#562 - 15MY Santa Fe Sport

UPDATE NAME	PASSWORD
AN 15MY 2.4GDI -IMMO 39***-2GAG2/7,39***-2GAG2 [ROM ID: BFC4MH5A/5B/6A]	6201
AN 15MY 2.4GDI +IMMO 39***-2GAE2/7,39***-2GAE2 [ROM ID: BFC4RH5A/5B/6A]	6202
AN 15MY 2.0T-GDI -IMMO 39***-2GBD2/E2 [ROM ID: BFC0MH5A/6A]	6203
AN 15MY 2.0T-GDI +IMMO 39***-2GBB2/C2 [ROM ID: BFC0RH5A/6A]	6204

#563 - 16MY Santa Fe Sport

UPDATE NAME	PASSWORD
AN 16MY 2.4GDI(2WD) -IMMO 39***/10-2GAG4 [2WD_BGC4MH5A/5B/6A]	6301
AN 16MY 2.4GDI(4WD) -IMMO 39***-2GAG9 [4WD_BGC4MH5A/5B/6B]	6302
AN 16MY 2.4GDI(2WD) +IMMO 39***/10-2GAE4 [2WD_BGC4RH5A/5B/6A]	6303
AN 16MY 2.4GDI(4WD) +IMMO 39***-2GAE9 [4WD_BGC4RH5A/5B/6B]	6304
AN 16MY 2.0T-GDI(2WD) -IMMO 39***-2GBD4 [2WD_BGC0MH5A/6A]	6305

AN 16MY 2.0T-GDI(4WD) -IMMO 39***-2GBE4 [4WD_BGC0MH5A/6B]	6306
AN 16MY 2.0T-GDI(2WD) +IMMO 39***-2GBB4 [2WD_BGC0RH5A/6A]	6307
AN 16MY 2.0T-GDI(4WD) +IMMO 39***-2GBC4 [4WD_BGC0RH5A/6B]	6308

#564 - 17-18MY Santa Fe Sport

UPDATE NAME	PASSWORD
AN PE 17MY 2.4GDI(2WD) -IMMO 39***-2GKR0 [2WD_DMAHNC4EMB2A/2B/2C/4A/4K/4M]	6401
AN PE 17MY 2.4GDI(4WD) -IMMO 39***-2GKR5 [4WD_DMAHNC4EMB2A/2B/2C/4A/4L/4N]	6402
AN PE 17MY 2.4GDI(2WD) +IMMO 39***-2GKP0 [2WD_DMAHNC4ERB2A/2B/2C/4A/4K/4M]	6403
AN PE 17MY 2.4GDI(4WD) +IMMO 39***-2GKP5 [4WD_DMAHNC4ERB2A/2B/2C/4A/4L/4N]	6404
AN PE 18MY 2.4GDI(2WD) -IMMO 39***-2GKR1 [2WD_DMAINC4EMB4A/C0A/B5A/B5B/B5K/B5M]	6405
AN PE 18MY 2.4GDI(4WD) -IMMO 39***-2GKR6 [4WD_DMAINC4EMB4A/C0A/B5A/B5B/B5L/B5N]	6406
AN PE 18MY 2.4GDI(2WD) +IMMO 39***-2GKP1 [2WD_DMAINC4ERB4A/C0A/B5A/B5B/B5K/B5M]	6407
AN PE 18MY 2.4GDI(4WD) +IMMO 39***-2GKP6 [4WD_DMAINC4ERB4A/C0A/B5A/B5B/B5L/B5N]	6408
AN PE 17MY 2.0T-GDI(2WD) -IMMO 39***-2GKT0 [2WD_DMAHNC0EMB2A/4A/4K/4M]	6409
AN PE 17MY 2.0T-GDI(4WD) -IMMO 39***-2GKT5 [4WD_DMAHNC0EMB2A/4A/4L/4N]	6410
AN PE 17MY 2.0T-GDI(2WD) +IMMO 39***-2GKS0 [2WD_DMAHNC0ERB2A/4A/4K/4M]	6411
AN PE 17MY 2.0T-GDI(4WD) +IMMO 39***-2GKS5 [4WD_DMAHNC0ERB2A/4A/4L/4N]	6412
AN PE 18MY 2.0T-GDI(2WD) -IMMO 39***-2GKT1 [2WD_DMAINC0EMB4A/5A/5B/5C/5K/5M]	6413
AN PE 18MY 2.0T-GDI(4WD) -IMMO 39***-2GKT6 [4WD_DMAINC0EMB4A/5A/5B/5C/5L/5N]	6414
AN PE 18MY 2.0T-GDI(2WD) +IMMO 39***-2GKS1 [2WD_DMAINC0ERB4A/5A/5B/5C/5K/5M]	6415
AN PE 18MY 2.0T-GDI(4WD) +IMMO 39***-2GKS6 [4WD_DMAINC0ERB4A/5A/5B/5C/5L/5N]	6416

#565 - 14-15MY Tucson (LM) (ULEV)

UPDATE NAME	PASSWORD
LM 14MY 2.4GDI -IMMO 39***-2GBD0/5	6501
LM 14MY 2.4GDI +IMMO 39***-2GBB0/5	6502
LM 15MY 2.4GDI -IMMO 39***-2GBD1/2/6/7	6505
LM 15MY 2.4GDI +IMMO 39***-2GBB1/2/6/7	6506

#496 - 14-15MY Tucson (LM) (SULEV)

UPDATE NAME	PASSWORD
LM 2.4GDI -IMMO 39106-2GBE0/5	0626
LM 2.4GDI -IMMO 39106-2GBE6/7	0628
LM 2.4GDI +IMMO 39106-2GBC0/5	0630
LM 2.4GDI +IMMO 39106-2GBC6/7	0632

#566 - 18MY Tucson (TL)

UPDATE NAME	PASSWORD
TL 18MY 2.4GDI(2WD) -IMMO 39***-2GAA0	6601
TL 18MY 2.4GDI(4WD) -IMMO 39***-2GAB0	6602
TL 18MY 2.4GDI(2WD) +IMMO 39***-2GAA0	6603
TL 18MY 2.4GDI(4WD) +IMMO 39***-2GAB0	6604

Cluster Update

Note: Cluster update only applies to 15MY Sonata (LF) and 15MY Santa Fe Sport (AN).

Model	UPDATE NAME	PASSWORD
15MY Sonata (LF)	LFA STD CLUSTER(BASE) 94001-C2000 (ROM ID : 94001-C2000_A03)	2000
	LFA STD CLUSTER(BASE) 94001-C2000 (ROM ID : 94001-C2000_110)	2001
	LFA STD CLUSTER(SPORTS PACK) 94021-C2000 (ROM ID : 94021-C2000_A02)	2002
	LFA STD CLUSTER(SPORTS PACK) 94021-C2000 (ROM ID : 94021-C2000_100)	2003
	LFA SV CLUSTER(BASE) 94011-C2000	2004
	LFA SV CLUSTER(SPORTS PACK) 94031-C2000	2005
15MY Santa Fe Sport (AN)	AN STD CLUSTER 94001/2-4Z300/10/20	4320
	AN SV CLUSTER 94011/2-4Z300/10/20(ROM ID : 201)	4321
	AN SV CLUSTER 94011/2-4Z300/10/20(ROM ID : 202)	4322
	AN SV CLUSTER 94011/2-4Z300/10/20(ROM ID : 203)	4323