





### 1. CHECK DTC.


Read the DTC of the occupant detection system.  Ref. to OCCUPANT DETECTION (DIAGNOSTICS)>Diagnostic Trouble Code (DTC).

Is DTC B1760, B1771 or B1795 displayed?

Yes

Perform the diagnosis for the displayed DTC B1760, B1771, or B1795.  Ref. to OCCUPANT DETECTION(DIAGNOSTICS)>Diagnostic Procedure with Diagnostic Trouble Code (DTC)>DTC B1760 OCCUPANT DETECTION SENSOR MAT.  Ref. to OCCUPANT DETECTION(DIAGNOSTICS)>Diagnostic Procedure with Diagnostic Trouble Code (DTC)>DTC B1771 BUCKLE SWITCH.  Ref. to OCCUPANT DETECTION(DIAGNOSTICS)>Diagnostic Procedure with Diagnostic Trouble Code (DTC)>DTC B1795 OCCUPANT DETECTION MODULE INTERNAL CIRCUIT.

No

 Go to 2.

### 2. CHECK POOR CONTACT OF CONNECTORS.


Check for poor contact of the connectors between the occupant detection control module and airbag control module.

Is there poor contact?

Yes

When the connector is not fully connected, reconnect the connector correctly.  
Replace the faulty harness if the connector is faulty. (Replace the airbag rear harness along with body harness. Or replace the occupant detection harness (seat harness).)

No

 Go to 3.