


PE18-012

GM

3-27-2019

Q3



DTC Display

Selected Vehicle


Property	Value	Value Source
Model Year	2016	VIN
Make	Chevrolet	VIN
Model	Silverado	VIN

Selected Vehicle Configuration

Property	Value	Value Source
Engine Identifier	5.3L (L83)	User
Telematics Communication I...	10	Control Module
Transmission Type	Automatic Transmission 8 Sp...	User
Passenger Presence System V...	Passenger Presence System (...	Control Module
Transfer Case Control Modul...	Two Wheel Drive	Control Module
HVAC Control Module Type	Auto Control Dual Zone (CJ2)	User
Chassis Control Module Versi...	0401	Control Module
Radio Type	Uplevel (IO4 IO5 IO6)	User
Seat Memory Control Modul...	050A	Control Module
Headlamp Type	Light Emitting Diode (T4L)	User

Navigation Path

- Module Diagnostics
- Inflatable Restraint Sensing and Diagnostic Module
- Diagnostic Trouble Codes (DTC)



Back



Contact Us



Home



Vehicle Menu



Enter

Status	Control Module Name	Control Module Status	DTC Count	DLC Pin
	Inflatable Restraint Sensing and Diagnostic Module	No DTCs Stored	0	1

Control Module	DTC	Symptom Byte	Description	Symptom Description	Status

Category	Decoded Value

Clear DTCs
 Refresh

Back
 Contact Us
 Home
 Vehicle Menu
 Enter

Diagnostic Trouble Codes (DTC)

Identification Information

Data Display

Control Functions

Configuration/Reset Functions

Selected Vehicle

Property	Value	Value Source
Model Year	2016	VIN
Make	Chevrolet	VIN
Model	Silverado	VIN


Selected Vehicle Configuration



Property	Value	Value Source
Engine Identifier	5.3L (L83)	User
Telematics Communication I...	10	Control Module
Transmission Type	Automatic Transmission 8 Sp...	User
Passenger Presence System V...	Passenger Presence System (...	Control Module
Transfer Case Control Modul...	Two Wheel Drive	Control Module
HVAC Control Module Type	Auto Control Dual Zone (CJ2)	User
Chassis Control Module Versi...	0401	Control Module
Radio Type	Uplevel (IO4 IO5 IO6)	User
Seat Memory Control Modul...	050A	Control Module
Headlamp Type	Light Emitting Diode (T4L)	User

Navigation Path

Module Diagnostics
 Inflatable Restraint Sensing and Diagnostic Module



Back



Contact Us



Home



Vehicle Menu



Enter



Identification Information

Create Report

Add Bookmark

Diagnostic Data Display

Identification Information



Parameter Name	Value	Unit	Control Module
Vehicle Identification Number (VIN)	3GCUCSEC2G3		Inflatable Restraint Sensing and Diagnostic Module
End Model Part Number	13594402		Inflatable Restraint Sensing and Diagnostic Module
Base Model Part Number	13590210		Inflatable Restraint Sensing and Diagnostic Module
Manufacturer's Traceability Number	K3161273M29F5J00		Inflatable Restraint Sensing and Diagnostic Module
Inflatable Restraint Sensing and Diagnostic Module Primary Key	9730		Inflatable Restraint Sensing and Diagnostic Module
Software Part Number	13518038		Inflatable Restraint Sensing and Diagnostic Module
Calibration Part Number 1	84219730		Inflatable Restraint Sensing and Diagnostic Module
Calibration Part Number 2	23207234		Inflatable Restraint Sensing and Diagnostic Module
Diagnostic Data Identifier	0811		Inflatable Restraint Sensing and Diagnostic Module
Software Module 1 Identifier	0	Counts	Inflatable Restraint Sensing and Diagnostic Module
Software Module 2 Identifier	0	Counts	Inflatable Restraint Sensing and Diagnostic Module
High Voltage Disable Requested - Crash Event Detected	No		Inflatable Restraint Sensing and Diagnostic Module
Transmitting Acceleration Sensor Reading on Bus	Enabled		Inflatable Restraint Sensing and Diagnostic Module

Back

Contact Us

Home

Vehicle Menu

Enter

Diagnostic Trouble Codes (DTC)

Identification Information

Data Display

Control Functions

Configuration/Reset Functions

Selected Vehicle


Property	Value	Value Source
Model Year	2016	VIN
Make	Chevrolet	VIN
Model	Silverado	VIN

Selected Vehicle Configuration

Property	Value	Value Source
Engine Identifier	5.3L (L83)	User
Telematics Communication I...	10	Control Module
Transmission Type	Automatic Transmission 8 Sp...	User
Passenger Presence System V...	Passenger Presence System (...)	Control Module
Transfer Case Control Modul...	Two Wheel Drive	Control Module
HVAC Control Module Type	Auto Control Dual Zone (CJ2)	User
Chassis Control Module Versi...	0401	Control Module
Radio Type	Uplevel (IO4 IO5 IO6)	User
Seat Memory Control Modul...	050A	Control Module
Headlamp Type	Light Emitting Diode (T4L)	User

Navigation Path

Module Diagnostics
 Inflatable Restraint Sensing and Diagnostic Module



Back



Contact Us



Home



Vehicle Menu



Enter



Select Data List

SDM Data

- Primary Key Data
- Deployment Loop 1-14 Resistance Data
- Deployment Loop 15-18 Resistance Data
- Deployment Loop Configuration Data
- Sensor Configuration Data
- Security Data

Diagnostic Data Display | Graphical Data Display | Line Graph

SDM Data



Parameter Name	Value	Unit	Control Module
Air Bag Malfunction Indicator	Off		Inflatable Restraint Sensing and Diagnostic Module
Driver Seat Belt Status	Unbuckled		Inflatable Restraint Sensing and Diagnostic Module
Driver Seat Belt Reminder Indicator	On		Inflatable Restraint Sensing and Diagnostic Module
Driver Seat Position Sensor Enable Status	Enabled		Inflatable Restraint Sensing and Diagnostic Module
Driver Seat Position Sensor	Rearward		Inflatable Restraint Sensing and Diagnostic Module
Passenger Seat Belt Status	Unbuckled		Inflatable Restraint Sensing and Diagnostic Module
Passenger Seat Belt Reminder Indicator	Off		Inflatable Restraint Sensing and Diagnostic Module
Passenger Seat Position Sensor Enable Status	Disabled		Inflatable Restraint Sensing and Diagnostic Module
Passenger Seat Position Sensor	Not Equipped		Inflatable Restraint Sensing and Diagnostic Module
Passenger Air Bag Status	Disabled		Inflatable Restraint Sensing and Diagnostic Module
Passenger Air Bag Disable Switch Enable Status	Disabled		Inflatable Restraint Sensing and Diagnostic Module
Passenger Air Bag Disable Switch	Off		Inflatable Restraint Sensing and Diagnostic Module
Passenger Air Bag On Indicator	Off		Inflatable Restraint Sensing and Diagnostic Module
Passenger Air Bag Off Indicator	On		Inflatable Restraint Sensing and Diagnostic Module
Passenger Presence System Enable Status	Enabled		Inflatable Restraint Sensing and Diagnostic Module
Passenger Presence Module Seat Occupancy Status	Empty Seat		Inflatable Restraint Sensing and Diagnostic Module
Passenger Presence Sensor Enable Status	Disabled		Inflatable Restraint Sensing and Diagnostic Module
Passenger Presence Sensor Seat Occupancy Status	Empty Seat		Inflatable Restraint Sensing and Diagnostic Module
Passenger Classification	Undefined		Inflatable Restraint Sensing and Diagnostic Module
Passenger Presence System Reporting DTC(s)	No		Inflatable Restraint Sensing and Diagnostic Module
2nd Row Left Seat Belt Status	Not Equipped		Inflatable Restraint Sensing and Diagnostic Module
2nd Row Middle Seat Belt Status	Not Equipped		Inflatable Restraint Sensing and Diagnostic Module
2nd Row Right Seat Belt Status	Not Equipped		Inflatable Restraint Sensing and Diagnostic Module
Rollover Protection Disable Switch	801	Ohm	Inflatable Restraint Sensing and Diagnostic Module

Back

Contact Us

Home

Vehicle Menu

Enter





Parameter Name	Value	Unit	Control Module
Air Bag Malfunction Indicator	Off		Inflatable Restraint Sensing and Diagnostic Module
Driver Seat Belt Status	Unbuckled		Inflatable Restraint Sensing and Diagnostic Module
Driver Seat Belt Reminder Indicator	On		Inflatable Restraint Sensing and Diagnostic Module
Driver Seat Position Sensor Enable Status	Enabled		Inflatable Restraint Sensing and Diagnostic Module
Driver Seat Position Sensor	Rearward		Inflatable Restraint Sensing and Diagnostic Module
Passenger Seat Belt Status	Unbuckled		Inflatable Restraint Sensing and Diagnostic Module
Passenger Seat Belt Reminder Indicator	Off		Inflatable Restraint Sensing and Diagnostic Module
Passenger Seat Position Sensor Enable Status	Disabled		Inflatable Restraint Sensing and Diagnostic Module
Passenger Seat Position Sensor	Not Equipped		Inflatable Restraint Sensing and Diagnostic Module
Passenger Air Bag Status	Disabled		Inflatable Restraint Sensing and Diagnostic Module
Passenger Air Bag Disable Switch Enable Status	Disabled		Inflatable Restraint Sensing and Diagnostic Module
Passenger Air Bag Disable Switch	Off		Inflatable Restraint Sensing and Diagnostic Module
Passenger Air Bag On Indicator	Off		Inflatable Restraint Sensing and Diagnostic Module
Passenger Air Bag Off Indicator	On		Inflatable Restraint Sensing and Diagnostic Module
Passenger Presence System Enable Status	Enabled		Inflatable Restraint Sensing and Diagnostic Module
Passenger Presence Module Seat Occupancy Status	Empty Seat		Inflatable Restraint Sensing and Diagnostic Module
Passenger Presence Sensor Enable Status	Disabled		Inflatable Restraint Sensing and Diagnostic Module
Passenger Presence Sensor Seat Occupancy Status	Empty Seat		Inflatable Restraint Sensing and Diagnostic Module
Passenger Classification	Undefined		Inflatable Restraint Sensing and Diagnostic Module
Passenger Presence System Reporting DTC(s)	No		Inflatable Restraint Sensing and Diagnostic Module
2nd Row Left Seat Belt Status	Not Equipped		Inflatable Restraint Sensing and Diagnostic Module
2nd Row Middle Seat Belt Status	Not Equipped		Inflatable Restraint Sensing and Diagnostic Module
2nd Row Right Seat Belt Status	Not Equipped		Inflatable Restraint Sensing and Diagnostic Module
Rollover Protection Disable Switch	801	Ohm	Inflatable Restraint Sensing and Diagnostic Module



Parameter Name	Value	Unit	Control Module
Air Bag Malfunction Indicator	Off		Inflatable Restraint Sensing and Diagnostic Module
Driver Seat Belt Status	Buckled		Inflatable Restraint Sensing and Diagnostic Module
Driver Seat Belt Reminder Indicator	Off		Inflatable Restraint Sensing and Diagnostic Module
Driver Seat Position Sensor Enable Status	Enabled		Inflatable Restraint Sensing and Diagnostic Module
Driver Seat Position Sensor	Rearward		Inflatable Restraint Sensing and Diagnostic Module
Passenger Seat Belt Status	Unbuckled		Inflatable Restraint Sensing and Diagnostic Module
Passenger Seat Belt Reminder Indicator	Off		Inflatable Restraint Sensing and Diagnostic Module
Passenger Seat Position Sensor Enable Status	Disabled		Inflatable Restraint Sensing and Diagnostic Module
Passenger Seat Position Sensor	Not Equipped		Inflatable Restraint Sensing and Diagnostic Module
Passenger Air Bag Status	Disabled		Inflatable Restraint Sensing and Diagnostic Module
Passenger Air Bag Disable Switch Enable Status	Disabled		Inflatable Restraint Sensing and Diagnostic Module
Passenger Air Bag Disable Switch	Off		Inflatable Restraint Sensing and Diagnostic Module
Passenger Air Bag On Indicator	Off		Inflatable Restraint Sensing and Diagnostic Module
Passenger Air Bag Off Indicator	On		Inflatable Restraint Sensing and Diagnostic Module
Passenger Presence System Enable Status	Enabled		Inflatable Restraint Sensing and Diagnostic Module
Passenger Presence Module Seat Occupancy Status	Empty Seat		Inflatable Restraint Sensing and Diagnostic Module
Passenger Presence Sensor Enable Status	Disabled		Inflatable Restraint Sensing and Diagnostic Module
Passenger Presence Sensor Seat Occupancy Status	Empty Seat		Inflatable Restraint Sensing and Diagnostic Module
Passenger Classification	Undefined		Inflatable Restraint Sensing and Diagnostic Module
Passenger Presence System Reporting DTC(s)	No		Inflatable Restraint Sensing and Diagnostic Module
2nd Row Left Seat Belt Status	Not Equipped		Inflatable Restraint Sensing and Diagnostic Module
2nd Row Middle Seat Belt Status	Not Equipped		Inflatable Restraint Sensing and Diagnostic Module
2nd Row Right Seat Belt Status	Not Equipped		Inflatable Restraint Sensing and Diagnostic Module
Rollover Protection Disable Switch	801	Ohm	Inflatable Restraint Sensing and Diagnostic Module



Parameter Name	Value	Unit	Control Module
Air Bag Malfunction Indicator	Off		Inflatable Restraint Sensing and Diagnostic Module
Driver Seat Belt Status	Unbuckled		Inflatable Restraint Sensing and Diagnostic Module
Driver Seat Belt Reminder Indicator	Flashing		Inflatable Restraint Sensing and Diagnostic Module
Driver Seat Position Sensor Enable Status	Enabled		Inflatable Restraint Sensing and Diagnostic Module
Driver Seat Position Sensor	Rearward		Inflatable Restraint Sensing and Diagnostic Module
Passenger Seat Belt Status	Unbuckled		Inflatable Restraint Sensing and Diagnostic Module
Passenger Seat Belt Reminder Indicator	Off		Inflatable Restraint Sensing and Diagnostic Module
Passenger Seat Position Sensor Enable Status	Disabled		Inflatable Restraint Sensing and Diagnostic Module
Passenger Seat Position Sensor	Not Equipped		Inflatable Restraint Sensing and Diagnostic Module
Passenger Air Bag Status	Disabled		Inflatable Restraint Sensing and Diagnostic Module
Passenger Air Bag Disable Switch Enable Status	Disabled		Inflatable Restraint Sensing and Diagnostic Module
Passenger Air Bag Disable Switch	Off		Inflatable Restraint Sensing and Diagnostic Module
Passenger Air Bag On Indicator	Off		Inflatable Restraint Sensing and Diagnostic Module
Passenger Air Bag Off Indicator	On		Inflatable Restraint Sensing and Diagnostic Module
Passenger Presence System Enable Status	Enabled		Inflatable Restraint Sensing and Diagnostic Module
Passenger Presence Module Seat Occupancy Status	Empty Seat		Inflatable Restraint Sensing and Diagnostic Module
Passenger Presence Sensor Enable Status	Disabled		Inflatable Restraint Sensing and Diagnostic Module
Passenger Presence Sensor Seat Occupancy Status	Empty Seat		Inflatable Restraint Sensing and Diagnostic Module
Passenger Classification	Undefined		Inflatable Restraint Sensing and Diagnostic Module
Passenger Presence System Reporting DTC(s)	No		Inflatable Restraint Sensing and Diagnostic Module
2nd Row Left Seat Belt Status	Not Equipped		Inflatable Restraint Sensing and Diagnostic Module
2nd Row Middle Seat Belt Status	Not Equipped		Inflatable Restraint Sensing and Diagnostic Module
2nd Row Right Seat Belt Status	Not Equipped		Inflatable Restraint Sensing and Diagnostic Module
Rollover Protection Disable Switch	801	Ohm	Inflatable Restraint Sensing and Diagnostic Module

Data Display

Select Data List

SDM Data

Primary Key Data

- Deployment Loop 1-14 Resistance Data
- Deployment Loop 15-18 Resistance Data
- Deployment Loop Configuration Data
- Sensor Configuration Data
- Security Data

Back
 Contact Us
 Home
 Vehicle Menu
 Enter

GDS 2 v.20.2.06300 GM Global v2018.11.0 VIN: 3GCUCSEC2G... 2016,Chevrolet,Silverado,Module Diagnostics,Inflatable Restraint Sensing and Diagnostic Module
 MDI 2: 12.3 V



Parameter Name	Value	Unit	Control Module
Module Setup	Complete		Inflatable Restraint Sensing and Diagnostic Module
Inflatable Restraint Sensing and Diagnostic Module Primary Key	9730		Inflatable Restraint Sensing and Diagnostic Module
Received Primary Key	9730		Inflatable Restraint Sensing and Diagnostic Module
Primary Key Status	Valid		Inflatable Restraint Sensing and Diagnostic Module
Primary Key Status Last Ignition Cycle	Valid		Inflatable Restraint Sensing and Diagnostic Module

Diagnostic Data Display Graphical Data Display Line Graph

Deployment Loop 1-14 Resistance Data



Parameter Name	Value	Unit	Control Module
Deployment Loop 1 Type	Driver Steering Wheel Air Bag Stage 1		Inflatable Restraint Sensing and Diagnostic Module
Deployment Loop 1 Resistance	3.10	Ohm	Inflatable Restraint Sensing and Diagnostic Module
Deployment Loop 2 Type	Passenger Instrument Panel Air Bag Stage 1		Inflatable Restraint Sensing and Diagnostic Module
Deployment Loop 2 Resistance	2.60	Ohm	Inflatable Restraint Sensing and Diagnostic Module
Deployment Loop 3 Type	Driver Steering Wheel Air Bag Stage 2		Inflatable Restraint Sensing and Diagnostic Module
Deployment Loop 3 Resistance	3.10	Ohm	Inflatable Restraint Sensing and Diagnostic Module
Deployment Loop 4 Type	Passenger Instrument Panel Air Bag Stage 2		Inflatable Restraint Sensing and Diagnostic Module
Deployment Loop 4 Resistance	2.60	Ohm	Inflatable Restraint Sensing and Diagnostic Module
Deployment Loop 5 Type	Driver Seat Belt Retractor Pretensioner		Inflatable Restraint Sensing and Diagnostic Module
Deployment Loop 5 Resistance	2.20	Ohm	Inflatable Restraint Sensing and Diagnostic Module
Deployment Loop 6 Type	Passenger Seat Belt Retractor Pretensioner		Inflatable Restraint Sensing and Diagnostic Module
Deployment Loop 6 Resistance	2.20	Ohm	Inflatable Restraint Sensing and Diagnostic Module
Deployment Loop 7 Type	Driver Seat Belt Anchor Pretensioner		Inflatable Restraint Sensing and Diagnostic Module
Deployment Loop 7 Resistance	2.40	Ohm	Inflatable Restraint Sensing and Diagnostic Module
Deployment Loop 8 Type	Passenger Seat Belt Anchor Pretensioner		Inflatable Restraint Sensing and Diagnostic Module
Deployment Loop 8 Resistance	2.60	Ohm	Inflatable Restraint Sensing and Diagnostic Module
Deployment Loop 9 Type	Driver Seat Side Air Bag		Inflatable Restraint Sensing and Diagnostic Module
Deployment Loop 9 Resistance	2.40	Ohm	Inflatable Restraint Sensing and Diagnostic Module
Deployment Loop 10 Type	Passenger Seat Side Air Bag		Inflatable Restraint Sensing and Diagnostic Module
Deployment Loop 10 Resistance	2.50	Ohm	Inflatable Restraint Sensing and Diagnostic Module
Deployment Loop 11 Type	Left Roof Rail Air Bag		Inflatable Restraint Sensing and Diagnostic Module
Deployment Loop 11 Resistance	2.50	Ohm	Inflatable Restraint Sensing and Diagnostic Module
Deployment Loop 12 Type	Right Roof Rail Air Bag		Inflatable Restraint Sensing and Diagnostic Module
Deployment Loop 12 Resistance	2.70	Ohm	Inflatable Restraint Sensing and Diagnostic Module
Deployment Loop 13 Type	Not Equipped		Inflatable Restraint Sensing and Diagnostic Module
Deployment Loop 13 Resistance	0.00	Ohm	Inflatable Restraint Sensing and Diagnostic Module
Deployment Loop 14 Type	Not Equipped		Inflatable Restraint Sensing and Diagnostic Module
Deployment Loop 14 Resistance	0.00	Ohm	Inflatable Restraint Sensing and Diagnostic Module

Back

Contact Us

Home

Vehicle Menu

Enter



Data Display

Select Data List

- SDM Data
- Primary Key Data
- Deployment Loop 1-14 Resistance Data
- Deployment Loop 15-18 Resistance Data**
- Deployment Loop Configuration Data
- Sensor Configuration Data
- Security Data


Back
 Contact Us
 Home
 Vehicle Menu
 Enter

Diagnostic Data Display Graphical Data Display Line Graph

Deployment Loop 15-18 Resistance Data



Parameter Name	Value	Unit	Control Module
Deployment Loop 15 Type	Not Equipped		Inflatable Restraint Sensing and Diagnostic Module
Deployment Loop 15 Resistance	0.00	Ohm	Inflatable Restraint Sensing and Diagnostic Module
Deployment Loop 16 Type	Not Equipped		Inflatable Restraint Sensing and Diagnostic Module
Deployment Loop 16 Resistance	0.00	Ohm	Inflatable Restraint Sensing and Diagnostic Module
Deployment Loop 17 Type	Not Equipped		Inflatable Restraint Sensing and Diagnostic Module
Deployment Loop 17 Resistance	0.00	Ohm	Inflatable Restraint Sensing and Diagnostic Module
Deployment Loop 18 Type	Not Equipped		Inflatable Restraint Sensing and Diagnostic Module
Deployment Loop 18 Resistance	0.00	Ohm	Inflatable Restraint Sensing and Diagnostic Module



Data Display

Select Data List

- SDM Data
- Primary Key Data
- Deployment Loop 1-14 Resistance Data
- Deployment Loop 15-18 Resistance Data

Deployment Loop Configuration Data

- Sensor Configuration Data
- Security Data

Back
Contact Us
Home
Vehicle Menu
Enter



Parameter Name	Value	Unit	Control Module
Deployment Loop 1 Type	Driver Steering Wheel Air Bag Stage 1		Inflatable Restraint Sensing and Diagnostic Module
Deployment Loop 1 Enable Status	Enabled		Inflatable Restraint Sensing and Diagnostic Module
Deployment Loop 1 Learn Status	Learned		Inflatable Restraint Sensing and Diagnostic Module
Deployment Loop 2 Type	Passenger Instrument Panel Air Bag Stage 1		Inflatable Restraint Sensing and Diagnostic Module
Deployment Loop 2 Enable Status	Enabled		Inflatable Restraint Sensing and Diagnostic Module
Deployment Loop 2 Learn Status	Learned		Inflatable Restraint Sensing and Diagnostic Module
Deployment Loop 3 Type	Driver Steering Wheel Air Bag Stage 2		Inflatable Restraint Sensing and Diagnostic Module
Deployment Loop 3 Enable Status	Enabled		Inflatable Restraint Sensing and Diagnostic Module
Deployment Loop 3 Learn Status	Learned		Inflatable Restraint Sensing and Diagnostic Module
Deployment Loop 4 Type	Passenger Instrument Panel Air Bag Stage 2		Inflatable Restraint Sensing and Diagnostic Module
Deployment Loop 4 Enable Status	Enabled		Inflatable Restraint Sensing and Diagnostic Module
Deployment Loop 4 Learn Status	Learned		Inflatable Restraint Sensing and Diagnostic Module
Deployment Loop 5 Type	Driver Seat Belt Retractor Pretensioner		Inflatable Restraint Sensing and Diagnostic Module
Deployment Loop 5 Enable Status	Enabled		Inflatable Restraint Sensing and Diagnostic Module
Deployment Loop 5 Learn Status	Learned		Inflatable Restraint Sensing and Diagnostic Module
Deployment Loop 6 Type	Passenger Seat Belt Retractor Pretensioner		Inflatable Restraint Sensing and Diagnostic Module
Deployment Loop 6 Enable Status	Enabled		Inflatable Restraint Sensing and Diagnostic Module
Deployment Loop 6 Learn Status	Learned		Inflatable Restraint Sensing and Diagnostic Module
Deployment Loop 7 Type	Driver Seat Belt Anchor Pretensioner		Inflatable Restraint Sensing and Diagnostic Module
Deployment Loop 7 Enable Status	Enabled		Inflatable Restraint Sensing and Diagnostic Module
Deployment Loop 7 Learn Status	Learned		Inflatable Restraint Sensing and Diagnostic Module
Deployment Loop 8 Type	Passenger Seat Belt Anchor Pretensioner		Inflatable Restraint Sensing and Diagnostic Module
Deployment Loop 8 Enable Status	Enabled		Inflatable Restraint Sensing and Diagnostic Module
Deployment Loop 8 Learn Status	Learned		Inflatable Restraint Sensing and Diagnostic Module
Deployment Loop 9 Type	Driver Seat Side Air Bag		Inflatable Restraint Sensing and Diagnostic Module
Deployment Loop 9 Enable Status	Enabled		Inflatable Restraint Sensing and Diagnostic Module
Deployment Loop 9 Learn Status	Learned		Inflatable Restraint Sensing and Diagnostic Module
Deployment Loop 10 Type	Passenger Seat Side Air Bag		Inflatable Restraint Sensing and Diagnostic Module
Deployment Loop 10 Enable Status	Enabled		Inflatable Restraint Sensing and Diagnostic Module



Parameter Name	Value	Unit	Control Module
Deployment Loop 9 Enable Status	Enabled		Inflatable Restraint Sensing and Diagnostic Module
Deployment Loop 9 Learn Status	Learned		Inflatable Restraint Sensing and Diagnostic Module
Deployment Loop 10 Type	Passenger Seat Side Air Bag		Inflatable Restraint Sensing and Diagnostic Module
Deployment Loop 10 Enable Status	Enabled		Inflatable Restraint Sensing and Diagnostic Module
Deployment Loop 10 Learn Status	Learned		Inflatable Restraint Sensing and Diagnostic Module
Deployment Loop 11 Type	Left Roof Rail Air Bag		Inflatable Restraint Sensing and Diagnostic Module
Deployment Loop 11 Enable Status	Enabled		Inflatable Restraint Sensing and Diagnostic Module
Deployment Loop 11 Learn Status	Learned		Inflatable Restraint Sensing and Diagnostic Module
Deployment Loop 12 Type	Right Roof Rail Air Bag		Inflatable Restraint Sensing and Diagnostic Module
Deployment Loop 12 Enable Status	Enabled		Inflatable Restraint Sensing and Diagnostic Module
Deployment Loop 12 Learn Status	Learned		Inflatable Restraint Sensing and Diagnostic Module
Deployment Loop 13 Type	Not Equipped		Inflatable Restraint Sensing and Diagnostic Module
Deployment Loop 13 Enable Status	Disabled		Inflatable Restraint Sensing and Diagnostic Module
Deployment Loop 13 Learn Status	Not Learned		Inflatable Restraint Sensing and Diagnostic Module
Deployment Loop 14 Type	Not Equipped		Inflatable Restraint Sensing and Diagnostic Module
Deployment Loop 14 Enable Status	Disabled		Inflatable Restraint Sensing and Diagnostic Module
Deployment Loop 14 Learn Status	Not Learned		Inflatable Restraint Sensing and Diagnostic Module
Deployment Loop 15 Type	Not Equipped		Inflatable Restraint Sensing and Diagnostic Module
Deployment Loop 15 Enable Status	Disabled		Inflatable Restraint Sensing and Diagnostic Module
Deployment Loop 15 Learn Status	Not Learned		Inflatable Restraint Sensing and Diagnostic Module
Deployment Loop 16 Type	Not Equipped		Inflatable Restraint Sensing and Diagnostic Module
Deployment Loop 16 Enable Status	Disabled		Inflatable Restraint Sensing and Diagnostic Module
Deployment Loop 16 Learn Status	Not Learned		Inflatable Restraint Sensing and Diagnostic Module
Deployment Loop 17 Type	Not Equipped		Inflatable Restraint Sensing and Diagnostic Module
Deployment Loop 17 Enable Status	Disabled		Inflatable Restraint Sensing and Diagnostic Module
Deployment Loop 17 Learn Status	Not Learned		Inflatable Restraint Sensing and Diagnostic Module
Deployment Loop 18 Type	Not Equipped		Inflatable Restraint Sensing and Diagnostic Module
Deployment Loop 18 Enable Status	Disabled		Inflatable Restraint Sensing and Diagnostic Module
Deployment Loop 18 Learn Status	Not Learned		Inflatable Restraint Sensing and Diagnostic Module

Data Display

Select Data List

- SDM Data
- Primary Key Data
- Deployment Loop 1-14 Resistance Data
- Deployment Loop 15-18 Resistance Data
- Deployment Loop Configuration Data

Sensor Configuration Data

Security Data

Back
 Contact Us
 Home
 Vehicle Menu
 Enter



Parameter Name	Value	Unit	Control Module
Impact Sensor 1 Type	1st Row Left Side		Inflatable Restraint Sensing and Diagnostic Module
Impact Sensor 1 Enable Status	Enabled		Inflatable Restraint Sensing and Diagnostic Module
Impact Sensor 1 Learn Status	Learned		Inflatable Restraint Sensing and Diagnostic Module
Impact Sensor 2 Type	1st Row Right Side		Inflatable Restraint Sensing and Diagnostic Module
Impact Sensor 2 Enable Status	Enabled		Inflatable Restraint Sensing and Diagnostic Module
Impact Sensor 2 Learn Status	Learned		Inflatable Restraint Sensing and Diagnostic Module
Impact Sensor 3 Type	Left Front		Inflatable Restraint Sensing and Diagnostic Module
Impact Sensor 3 Enable Status	Enabled		Inflatable Restraint Sensing and Diagnostic Module
Impact Sensor 3 Learn Status	Learned		Inflatable Restraint Sensing and Diagnostic Module
Impact Sensor 4 Type	Right Front		Inflatable Restraint Sensing and Diagnostic Module
Impact Sensor 4 Enable Status	Enabled		Inflatable Restraint Sensing and Diagnostic Module
Impact Sensor 4 Learn Status	Learned		Inflatable Restraint Sensing and Diagnostic Module
Impact Sensor 5 Type	2nd Row Left Side		Inflatable Restraint Sensing and Diagnostic Module
Impact Sensor 5 Enable Status	Enabled		Inflatable Restraint Sensing and Diagnostic Module
Impact Sensor 5 Learn Status	Learned		Inflatable Restraint Sensing and Diagnostic Module
Impact Sensor 6 Type	2nd Row Right Side		Inflatable Restraint Sensing and Diagnostic Module
Impact Sensor 6 Enable Status	Enabled		Inflatable Restraint Sensing and Diagnostic Module
Impact Sensor 6 Learn Status	Learned		Inflatable Restraint Sensing and Diagnostic Module
Impact Sensor 7 Type	Not Equipped		Inflatable Restraint Sensing and Diagnostic Module
Impact Sensor 7 Enable Status	Disabled		Inflatable Restraint Sensing and Diagnostic Module
Impact Sensor 7 Learn Status	Not Learned		Inflatable Restraint Sensing and Diagnostic Module
Impact Sensor 8 Type	Not Equipped		Inflatable Restraint Sensing and Diagnostic Module
Impact Sensor 8 Enable Status	Disabled		Inflatable Restraint Sensing and Diagnostic Module
Impact Sensor 8 Learn Status	Not Learned		Inflatable Restraint Sensing and Diagnostic Module
Driver Seat Belt Sensor Enable Status	Enabled		Inflatable Restraint Sensing and Diagnostic Module
Driver Seat Belt Sensor Learn Status	Learned		Inflatable Restraint Sensing and Diagnostic Module
Driver Seat Position Sensor Enable Status	Enabled		Inflatable Restraint Sensing and Diagnostic Module
Driver Seat Position Sensor Learn Status	Learned		Inflatable Restraint Sensing and Diagnostic Module
Passenger Seat Belt Sensor Enable Status	Enabled		Inflatable Restraint Sensing and Diagnostic Module



Parameter Name	Value	Unit	Control Module
Impact Sensor B Learn Status	Not Learned		Inflatable Restraint Sensing and Diagnostic Module
Driver Seat Belt Sensor Enable Status	Enabled		Inflatable Restraint Sensing and Diagnostic Module
Driver Seat Belt Sensor Learn Status	Learned		Inflatable Restraint Sensing and Diagnostic Module
Driver Seat Position Sensor Enable Status	Enabled		Inflatable Restraint Sensing and Diagnostic Module
Driver Seat Position Sensor Learn Status	Learned		Inflatable Restraint Sensing and Diagnostic Module
Passenger Seat Belt Sensor Enable Status	Enabled		Inflatable Restraint Sensing and Diagnostic Module
Passenger Seat Belt Sensor Learn Status	Learned		Inflatable Restraint Sensing and Diagnostic Module
Passenger Seat Belt Reminder Indicator Enable Status	Enabled		Inflatable Restraint Sensing and Diagnostic Module
Passenger Seat Belt Reminder Indicator Learn Status	Learned		Inflatable Restraint Sensing and Diagnostic Module
Passenger Seat Position Sensor Enable Status	Disabled		Inflatable Restraint Sensing and Diagnostic Module
Passenger Seat Position Sensor Learn Status	Not Learned		Inflatable Restraint Sensing and Diagnostic Module
Passenger Air Bag Disable Switch Enable Status	Disabled		Inflatable Restraint Sensing and Diagnostic Module
Passenger Air Bag Disable Switch Learn Status	Not Learned		Inflatable Restraint Sensing and Diagnostic Module
Passenger Air Bag Enabled Indicator Enable Status	Enabled		Inflatable Restraint Sensing and Diagnostic Module
Passenger Air Bag Enabled Indicator Learn Status	Learned		Inflatable Restraint Sensing and Diagnostic Module
Passenger Air Bag Disabled Indicator Enable Status	Enabled		Inflatable Restraint Sensing and Diagnostic Module
Passenger Air Bag Disabled Indicator Learn Status	Learned		Inflatable Restraint Sensing and Diagnostic Module
Passenger Presence System Enable Status	Enabled		Inflatable Restraint Sensing and Diagnostic Module
Passenger Presence System Learn Status	Learned		Inflatable Restraint Sensing and Diagnostic Module
Passenger Presence Sensor Enable Status	Disabled		Inflatable Restraint Sensing and Diagnostic Module
Passenger Presence Sensor Learn Status	Not Learned		Inflatable Restraint Sensing and Diagnostic Module
2nd Row Left Passenger Presence Sensor Enable Status	Disabled		Inflatable Restraint Sensing and Diagnostic Module
2nd Row Left Passenger Presence Sensor Learn Status	Not Learned		Inflatable Restraint Sensing and Diagnostic Module
2nd Row Middle Passenger Presence Sensor Enable Status	Disabled		Inflatable Restraint Sensing and Diagnostic Module
2nd Row Middle Passenger Presence Sensor Learn Status	Not Learned		Inflatable Restraint Sensing and Diagnostic Module
2nd Row Right Passenger Presence Sensor Enable Status	Disabled		Inflatable Restraint Sensing and Diagnostic Module
2nd Row Right Passenger Presence Sensor Learn Status	Not Learned		Inflatable Restraint Sensing and Diagnostic Module
Rollover Sensor Enable Status	Enabled		Inflatable Restraint Sensing and Diagnostic Module
Rollover Sensor Learn Status	Learned		Inflatable Restraint Sensing and Diagnostic Module

Data Display

Select Data List

- SDM Data
- Primary Key Data
- Deployment Loop 1-14 Resistance Data
- Deployment Loop 15-18 Resistance Data
- Deployment Loop Configuration Data
- Sensor Configuration Data

Security Data

Empty data display area.

Diagnostic Data Display Graphical Data Display Line Graph

Security Data



Parameter Name	Value	Unit	Control Module
Security Code Programmed	Yes		Inflatable Restraint Sensing and Diagnostic Module
Security Code Accepted	No		Inflatable Restraint Sensing and Diagnostic Module
Security Code Lockout	Inactive		Inflatable Restraint Sensing and Diagnostic Module
Security Code Lockout Active Timer	0		Inflatable Restraint Sensing and Diagnostic Module
Security Code Programming Counter	1		Inflatable Restraint Sensing and Diagnostic Module
Security Code Reset Counter	0		Inflatable Restraint Sensing and Diagnostic Module
Vehicle Identification Number (VIN)	3GCUCSEC2G[REDACTED]		Inflatable Restraint Sensing and Diagnostic Module
VIN Programmed	Yes		Inflatable Restraint Sensing and Diagnostic Module
VIN Programming Counter	0		Inflatable Restraint Sensing and Diagnostic Module

Back

Contact Us

Home

Vehicle Menu

Enter



- [K20] Engine Control Module
- [K103] Fuel Injector Control Module
- [K38] Chassis Control Module
- [K34] Glow Plug Control Module
- Hybrid Powertrain Control Module
- Hybrid Powertrain Control Module 2
- [K71] Transmission Control Module
- [K44] Power Take-Off Control Module
- [K69] Transfer Case Control Module
- [K17] Electronic Brake Control Module
- [K43] Power Steering Control Module
- [B219] Steering Wheel Angle Sensor Module
- [K19] Suspension Control Module
- [K9] Body Control Module
- [K36] Inflatable Restraint Sensing and Diagnostic Module
- [K85] Passenger Presence Module
- [P16] Instrument Cluster
- [A22] Radio Controls
- [A26] HVAC Controls
- [A11] Radio

Selected Vehicle		
Property	Value	Value Source
Model Year	2016	VIN
Make	Chevrolet	VIN
Model	Silverado	VIN

Selected Vehicle Configuration		
Property	Value	Value Source
Engine Identifier	5.3L (L83)	User
Telematics Communication I...	10	Control Module
Transmission Type	Automatic Transmission 8 Sp...	User
Passenger Presence System V...	Passenger Presence System (...)	Control Module
Transfer Case Control Modul...	Two Wheel Drive	Control Module
HVAC Control Module Type	Auto Control Dual Zone (CJ2)	User
Chassis Control Module Versi...	0401	Control Module
Radio Type	Uplevel (IO4 IO5 IO6)	User
Seat Memory Control Modul...	050A	Control Module
Headlamp Type	Light Emitting Diode (T4L)	User

Navigation Path

Module Diagnostics

Back
Contact Us
Home
Vehicle Menu
Enter

Diagnostic Trouble Codes (DTC)

- Event Information
- Identification Information
- Data Display
- Control Functions
- Configuration/Reset Functions
- Inspection/Maintenance System Information

Selected Vehicle


Property	Value	Value Source
Model Year	2016	VIN
Make	Chevrolet	VIN
Model	Silverado	VIN

Selected Vehicle Configuration

Property	Value	Value Source
Engine Identifier	5.3L (L83)	User
Telematics Communication I...	10	Control Module
Transmission Type	Automatic Transmission 8 Sp...	User
Passenger Presence System V...	Passenger Presence System (...)	Control Module
Transfer Case Control Modul...	Two Wheel Drive	Control Module
HVAC Control Module Type	Auto Control Dual Zone (CJ2)	User
Chassis Control Module Versi...	0401	Control Module
Radio Type	Uplevel (IO4 IO5 IO6)	User
Seat Memory Control Modul...	050A	Control Module
Headlamp Type	Light Emitting Diode (T4L)	User

Navigation Path

Module Diagnostics
 Engine Control Module



Back




Contact Us



Home



Vehicle Menu



Enter



DTC Display

-  Specific DTC
-  Diagnostic Test Status: This Ignition Cycle
-  Diagnostic Test Status: Since DTC Clear
-  Freeze Frame/Failure Records

Selected Vehicle

Property	Value	Value Source
Model Year	2016	VIN
Make	Chevrolet	VIN
Model	Silverado	VIN

Selected Vehicle Configuration

Property	Value	Value Source
Engine Identifier	5.3L (L83)	User
Telematics Communication I...	10	Control Module
Transmission Type	Automatic Transmission 8 Sp...	User
Passenger Presence System V...	Passenger Presence System (...)	Control Module
Transfer Case Control Modul...	Two Wheel Drive	Control Module
HVAC Control Module Type	Auto Control Dual Zone (CJ2)	User
Chassis Control Module Versi...	0401	Control Module
Radio Type	Uplevel (IO4 IO5 IO6)	User
Seat Memory Control Modul...	050A	Control Module
Headlamp Type	Light Emitting Diode (T4L)	User


Navigation Path

- Module Diagnostics
- Engine Control Module
- Diagnostic Trouble Codes (DTC)

 Back

 Contact Us

 Home

 Vehicle Menu

 Enter

Status	Control Module Name	Control Module Status	DTC Count	DLC Pin
	Engine Control Module	No DTCs Stored	0	6,14

Control Module	DTC	Symptom Byte	Description	Symptom Description	Status
----------------	-----	--------------	-------------	---------------------	--------

Category	Decoded Value
----------	---------------

Clear DTCs Refresh

Back Contact Us Home Vehicle Menu Enter

- DTC Display
- Specific DTC
- Diagnostic Test Status: This Ignition Cycle
- Diagnostic Test Status: Since DTC Clear
- Freeze Frame/Failure Records**

Selected Vehicle

Property	Value	Value Source
Model Year	2016	VIN
Make	Chevrolet	VIN
Model	Silverado	VIN

Selected Vehicle Configuration


Property	Value	Value Source
Engine Identifier	5.3L (L83)	User
Telematics Communication I...	10	Control Module
Transmission Type	Automatic Transmission 8 Sp...	User
Passenger Presence System V...	Passenger Presence System (...)	Control Module
Transfer Case Control Modul...	Two Wheel Drive	Control Module
HVAC Control Module Type	Auto Control Dual Zone (CJ2)	User
Chassis Control Module Versi...	0401	Control Module
Radio Type	Uplevel (IO4 IO5 IO6)	User
Seat Memory Control Modul...	050A	Control Module
Headlamp Type	Light Emitting Diode (T4L)	User

Navigation Path

- Module Diagnostics
- Engine Control Module
- Diagnostic Trouble Codes (DTC)

Back Contact Us Home Vehicle Menu Enter

No Freeze Frame/Failure Records



Back



Contact Us









Home



Vehicle Menu



Enter

-  Diagnostic Trouble Codes (DTC)
-  **Event Information**
-  Identification Information
-  Data Display
-  Control Functions
-  Configuration/Reset Functions
-  Inspection/Maintenance System Information

Selected Vehicle

Property	Value	Value Source
Model Year	2016	VIN
Make	Chevrolet	VIN
Model	Silverado	VIN


Selected Vehicle Configuration




Property	Value	Value Source
Engine Identifier	5.3L (L83)	User
Telematics Communication I...	10	Control Module
Transmission Type	Automatic Transmission 8 Sp...	User
Passenger Presence System V...	Passenger Presence System (...)	Control Module
Transfer Case Control Modul...	Two Wheel Drive	Control Module
HVAC Control Module Type	Auto Control Dual Zone (CJ2)	User
Chassis Control Module Versi...	0401	Control Module
Radio Type	Uplevel (IO4 IO5 IO6)	User
Seat Memory Control Modul...	050A	Control Module
Headlamp Type	Light Emitting Diode (T4L)	User

Navigation Path

Module Diagnostics
 Engine Control Module

 Back

 Contact Us

 Home

 Vehicle Menu

 Enter

Event Information

Select Data List

Engine Overspeed Event Data

Engine Oil Level Warning Event Data

Event ID	Event Description	Event Date	Event Time	Event Status	Event Severity	Event Location	Event Data
No event data is currently displayed.							

Event Information

Create Report

Add Bookmark

- Diagnostic Data Display
- Graphical Data Display
- Line Graph
- DTC Display

Engine Overspeed Event Data



Parameter Name	Value	Unit	Control Module
Engine Overspeed	Not Present		Engine Control Module
Engine Overspeed Counter	0	Counts	Engine Control Module
Total Engine Overspeed Time	0	ms	Engine Control Module
Odometer When Engine Overspeed Detected	0	mi	Engine Control Module
Engine Speed When Engine Overspeed Detected	0.0	RPM	Engine Control Module
Maximum Engine Speed When Engine Overspeed Detected	0	RPM	Engine Control Module
Vehicle Speed When Engine Overspeed Detected	0	MPH	Engine Control Module
Accelerator Pedal Position When Engine Overspeed Detected	0.0	%	Engine Control Module
MAF When Engine Overspeed Detected	0.00	g/s	Engine Control Module
Engine Oil Temperature When Engine Overspeed Detected	32	°F	Engine Control Module

Back
Contact Us
Home
Vehicle Menu
Enter

Event Information

Select Data List

Engine Overspeed Event Data

Engine Oil Level Warning Event Data

Event ID	Event Description	Event Date	Event Time	Event Status	Event Severity	Event Location	Event Data
No event data is currently displayed.							

Event Information

Create Report

Add Bookmark

- Diagnostic Data Display
- Graphical Data Display
- Line Graph
- DTC Display

Engine Oil Level Warning Event Data



Parameter Name	Value	Unit	Control Module
Distance Since Last Oil Level Warning	30879	mi	Engine Control Module
Distance Since Last Oil Pressure Warning	0	mi	Engine Control Module
Oil Level Warning Counter Highway	0		Engine Control Module
Oil Level Warning Counter Country Road	0		Engine Control Module
Oil Level Warning Counter City	0		Engine Control Module

- Back
- Contact Us
- Home
- Vehicle Menu
- Enter

- Diagnostic Trouble Codes (DTC)
- Event Information
- Identification Information**
- Data Display
- Control Functions
- Configuration/Reset Functions
- Inspection/Maintenance System Information

Selected Vehicle

Property	Value	Value Source
Model Year	2016	VIN
Make	Chevrolet	VIN
Model	Silverado	VIN

Selected Vehicle Configuration

Property	Value	Value Source
Engine Identifier	5.3L (L83)	User
Telematics Communication I...	10	Control Module
Transmission Type	Automatic Transmission 8 Sp...	User
Passenger Presence System V...	Passenger Presence System (...)	Control Module
Transfer Case Control Modul...	Two Wheel Drive	Control Module
HVAC Control Module Type	Auto Control Dual Zone (CJ2)	User
Chassis Control Module Versi...	0401	Control Module
Radio Type	Uplevel (IO4 IO5 IO6)	User
Seat Memory Control Modul...	050A	Control Module
Headlamp Type	Light Emitting Diode (T4L)	User

Navigation Path

- Module Diagnostics
- Engine Control Module


Back
 Contact Us
 Home
 Vehicle Menu
 Enter

Identification Information

Select Data List

Identification Information

Calibration History



Back



Contact Us



Home



Vehicle Menu



Enter

Identification Information

Diagnostic Data Display

Identification Information

Parameter Name	Value	Unit	Control Module
Vehicle Identification Number (VIN)	3GCUCSEC2GG		Engine Control Module
End Model Part Number	12673195		Engine Control Module
Base Model Part Number	12672527		Engine Control Module
Software Module 1 Identifier	12672612		Engine Control Module
Software Module 2 Identifier	12665280		Engine Control Module
Software Module 3 Identifier	12665605		Engine Control Module
Software Module 4 Identifier	12664738		Engine Control Module
Software Module 5 Identifier	12672875		Engine Control Module
Software Module 6 Identifier	12676327		Engine Control Module
Software Module 7 Identifier	12653630		Engine Control Module
Software Module 8 Identifier	12659034		Engine Control Module

Back
 Contact Us
 Home
 Vehicle Menu
 Enter

Identification Information

Select Data List

Identification Information

Calibration History

Main content area containing a large empty white space.

Identification Information

Diagnostic Data Display

Calibration History

Parameter Name	Value	Unit	Control Module
Vehicle Identification Number (VIN)	3GCUCSEC2G[REDACTED]		Engine Control Module
Calibration History Buffer	Unlocked		Engine Control Module
Number of Calibration History Events Stored	10		Engine Control Module
Calibration Part Number History 1	12676327		Engine Control Module
Calibration Verification Number History 1	9A4		Engine Control Module
Calibration Part Number History 2	0		Engine Control Module
Calibration Verification Number History 2	FFFF		Engine Control Module
Calibration Part Number History 3	0		Engine Control Module
Calibration Verification Number History 3	FFFF		Engine Control Module
Calibration Part Number History 4	0		Engine Control Module
Calibration Verification Number History 4	FFFF		Engine Control Module
Calibration Part Number History 5	0		Engine Control Module
Calibration Verification Number History 5	FFFF		Engine Control Module
Calibration Part Number History 6	0		Engine Control Module
Calibration Verification Number History 6	FFFF		Engine Control Module
Calibration Part Number History 7	0		Engine Control Module
Calibration Verification Number History 7	FFFF		Engine Control Module
Calibration Part Number History 8	0		Engine Control Module
Calibration Verification Number History 8	FFFF		Engine Control Module
Calibration Part Number History 9	0		Engine Control Module
Calibration Verification Number History 9	FFFF		Engine Control Module
Calibration Part Number History 10	0		Engine Control Module
Calibration Verification Number History 10	FFFF		Engine Control Module

Back
 Contact Us
 Home
 Vehicle Menu
 Enter

- Diagnostic Trouble Codes (DTC)
- Event Information
- Identification Information
- Data Display**
- Control Functions
- Configuration/Reset Functions
- Inspection/Maintenance System Information

Selected Vehicle


Property	Value	Value Source
Model Year	2016	VIN
Make	Chevrolet	VIN
Model	Silverado	VIN

Selected Vehicle Configuration

Property	Value	Value Source
Engine Identifier	5.3L (L83)	User
Telematics Communication I...	10	Control Module
Transmission Type	Automatic Transmission 8 Sp...	User
Passenger Presence System V...	Passenger Presence System (...	Control Module
Transfer Case Control Modul...	Two Wheel Drive	Control Module
HVAC Control Module Type	Auto Control Dual Zone (CJ2)	User
Chassis Control Module Versi...	0401	Control Module
Radio Type	Uplevel (IO4 IO5 IO6)	User
Seat Memory Control Modul...	050A	Control Module
Headlamp Type	Light Emitting Diode (T4L)	User

Navigation Path

- Module Diagnostics
- Engine Control Module



Back



Contact Us



Home



Vehicle Menu



Enter

Select Data List

- Engine Data
- Automatic Transmission Data
- CMP Actuator Data
- Engine Cooling and HVAC Data
- Combustion Control System Data
- Cruise Control, PTO and Traction Control Data
- Cylinder Deactivation Data
- Electrical and Immobilizer Data
- Engine Mechanical Data
- Engine Position Data
- Engine Speed Control Data
- EVAP Data
- Exhaust Aftertreatment Data
- Fuel Injector Data
- Fuel System Data
- Fuel Trim Data
- HO2S Data
- Ignition Data
- Induction Data
- Instrument Cluster Data
- Misfire Data

Back
Contact Us
Home
Vehicle Menu
Enter



Parameter Name	Value	Unit	Control Module
Engine Speed	0	RPM	Engine Control Module
Desired Idle Speed	656	RPM	Engine Control Module
ECT Sensor	192	°F	Engine Control Module
IAT Sensor 1	165	°F	Engine Control Module
IAT Sensor 2	172	°F	Engine Control Module
Ambient Air Temperature	102	°F	Engine Control Module
Cold Start-Up	No		Engine Control Module
MAF Sensor	0.00	g/s	Engine Control Module
Engine Load	0.0	%	Engine Control Module
Accelerator Pedal Position	0	%	Engine Control Module
Throttle Position	16	%	Engine Control Module
MAP Sensor	14.50	PSI	Engine Control Module
MAP Sensor	3.92	V	Engine Control Module
Intake Manifold Pressure	14.6	PSI	Engine Control Module
BARO	14.35	PSI	Engine Control Module
BARO Sensor	3.88	V	Engine Control Module
Calculated BARO	14.5	PSI	Engine Control Module
Air/Fuel Equivalence Ratio Command	1.00		Engine Control Module
Fuel Control Loop Status	Open		Engine Control Module
Injector Duty Cycle Bank 1	0.00	ms	Engine Control Module
Injector Duty Cycle Bank 2	0.00	ms	Engine Control Module
HO2S Bank 1 Sensor 1	1890	mV	Engine Control Module
HO2S Bank 1 Sensor 2	1890	mV	Engine Control Module
HO2S Bank 2 Sensor 1	1890	mV	Engine Control Module
HO2S Bank 2 Sensor 2	1890	mV	Engine Control Module
Short Term Fuel Trim Bank 1	0	%	Engine Control Module
Short Term Fuel Trim Bank 2	0	%	Engine Control Module
Long Term Fuel Trim Bank 1	6	%	Engine Control Module
Long Term Fuel Trim Bank 2	-1	%	Engine Control Module



Parameter Name	Value	Unit	Control Module
Engine Speed	0	RPM	Engine Control Module
Desired Idle Speed	656	RPM	Engine Control Module
ECT Sensor	192	°F	Engine Control Module
IAT Sensor 1	165	°F	Engine Control Module
IAT Sensor 2	172	°F	Engine Control Module
Ambient Air Temperature	102	°F	Engine Control Module
Cold Start-Up	No		Engine Control Module
MAF Sensor	0.00	g/s	Engine Control Module
Engine Load	0.0	%	Engine Control Module
Accelerator Pedal Position	100	%	Engine Control Module
Throttle Position	23	%	Engine Control Module
MAP Sensor	14.50	PSI	Engine Control Module
MAP Sensor	3.92	V	Engine Control Module
Intake Manifold Pressure	14.6	PSI	Engine Control Module
BARO	14.35	PSI	Engine Control Module
BARO Sensor	3.88	V	Engine Control Module
Calculated BARO	14.5	PSI	Engine Control Module
Air/Fuel Equivalence Ratio Command	1.00		Engine Control Module
Fuel Control Loop Status	Open		Engine Control Module
Injector Duty Cycle Bank 1	0.00	ms	Engine Control Module
Injector Duty Cycle Bank 2	0.00	ms	Engine Control Module
HO2S Bank 1 Sensor 1	1890	mV	Engine Control Module
HO2S Bank 1 Sensor 2	1890	mV	Engine Control Module
HO2S Bank 2 Sensor 1	1890	mV	Engine Control Module
HO2S Bank 2 Sensor 2	1890	mV	Engine Control Module
Short Term Fuel Trim Bank 1	0	%	Engine Control Module
Short Term Fuel Trim Bank 2	0	%	Engine Control Module
Long Term Fuel Trim Bank 1	4	%	Engine Control Module
Long Term Fuel Trim Bank 2	1	%	Engine Control Module

Engine Control Module



Parameter Name	Value	Unit	Control Module
Engine Speed	0	RPM	Engine Control Module
Desired Idle Speed	656	RPM	Engine Control Module
ECT Sensor	192	°F	Engine Control Module
IAT Sensor 1	165	°F	Engine Control Module
IAT Sensor 2	172	°F	Engine Control Module
Ambient Air Temperature	102	°F	Engine Control Module
Cold Start-Up	No		Engine Control Module
MAF Sensor	0.00	g/s	Engine Control Module
Engine Load	0.0	%	Engine Control Module
Accelerator Pedal Position	0	%	Engine Control Module
Throttle Position	16	%	Engine Control Module
MAP Sensor	14.50	PSI	Engine Control Module
MAP Sensor	3.92	V	Engine Control Module
Intake Manifold Pressure	14.6	PSI	Engine Control Module
BARO	14.35	PSI	Engine Control Module
BARO Sensor	3.88	V	Engine Control Module
Calculated BARO	14.5	PSI	Engine Control Module
Air/Fuel Equivalence Ratio Command	1.00		Engine Control Module
Fuel Control Loop Status	Open		Engine Control Module
Injector Duty Cycle Bank 1	0.00	ms	Engine Control Module
Injector Duty Cycle Bank 2	0.00	ms	Engine Control Module
HO2S Bank 1 Sensor 1	1890	mV	Engine Control Module
HO2S Bank 1 Sensor 2	1890	mV	Engine Control Module
HO2S Bank 2 Sensor 1	1890	mV	Engine Control Module
HO2S Bank 2 Sensor 2	1890	mV	Engine Control Module
Short Term Fuel Trim Bank 1	0	%	Engine Control Module
Short Term Fuel Trim Bank 2	0	%	Engine Control Module
Long Term Fuel Trim Bank 1	6	%	Engine Control Module
Long Term Fuel Trim Bank 2	-1	%	Engine Control Module