INFORMATION REDACTED PURSUANT TOTHE FREEDOM
OF INFORMATION ACT (FOIA), 5 U.S.C.552(B)(6)

PE18-012

GM

3-27-2019

Q3

[redacted]

ESIS GM PHOTO COVER

DATE: **12** / **11** / **2018**

FILE: [redacted]

VEHICLE YEAR / MAKE: **2014 Chevrolet**

VIN: **3GCUKREC9EG**[redacted]

LOCATION: **Schumacher Chevrolet**
8 Main St
Little Falls, NJ

INVESTIGATOR: **Ron Yeager**

3GCUKREC9EG[redacted]

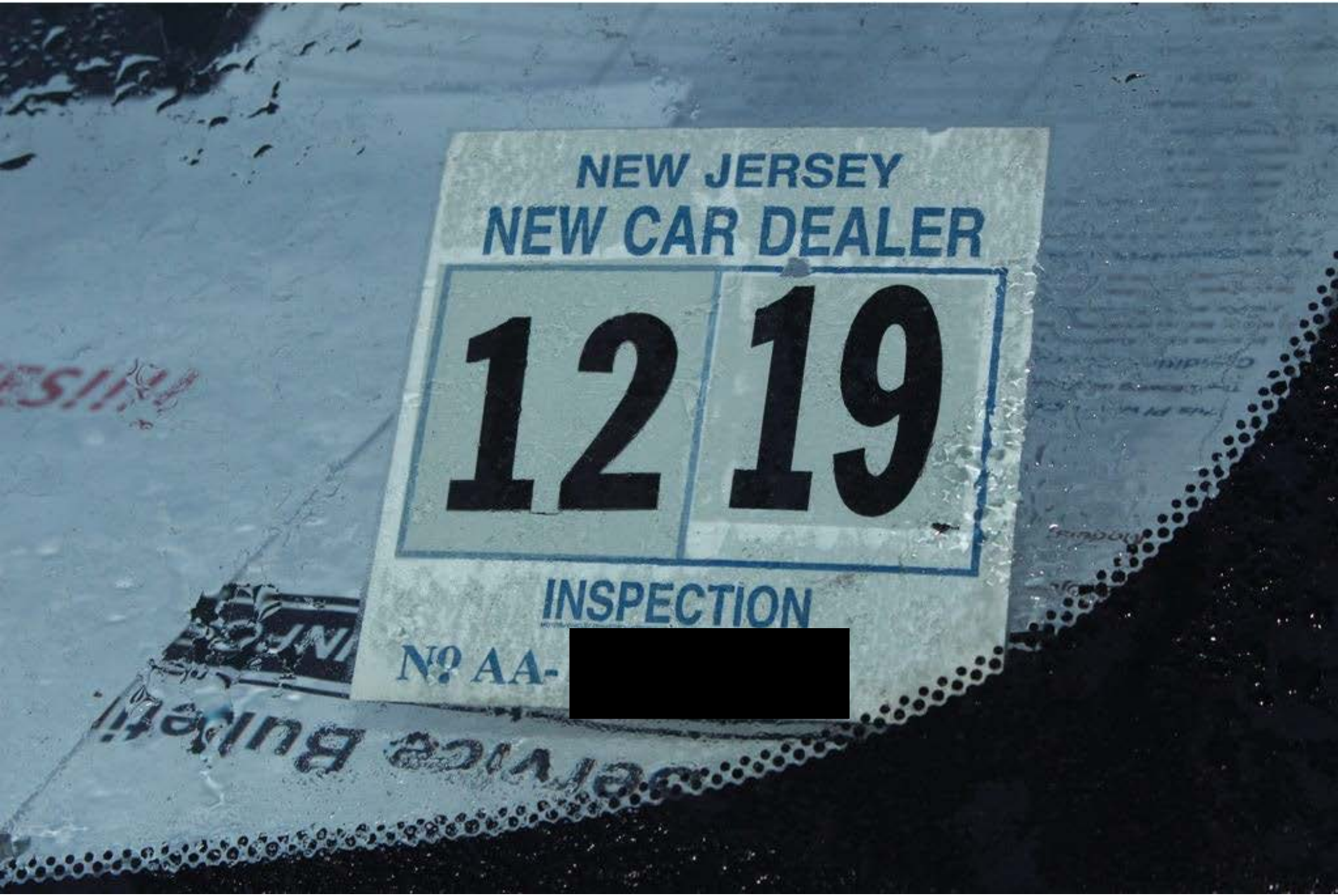
NEW JERSEY
NEW CAR DEALER
12 19
INSPECTION
Nº AA-
[redacted]


VEHICLE HAS NO BRAKES!!!
NEW JERSEY
NEW CAR DEALER
12
19

GM

MFD BY GENERAL MOTORS DE MEXICO, S. DE R.L. DE C.V. 03/13

GVWR	GAWR FRT	GAWR RR
3266 KG	1792 KG	1792 KG
7200 LB	3950 LB	3950 LB

THIS VEHICLE CONFORMS TO ALL APPLICABLE U.S. FEDERAL MOTOR VEHICLE SAFETY STANDARDS IN EFFECT ON THE DATE OF MANUFACTURE SHOWN ABOVE.

3GCUKREC9EG[redacted] TYPE: TRUCK

MODEL: K15743

KBVD	TIRE SIZE	SPEED RTG	RIM	COLD TIRE PRESSURE
FRT	P265/65R18	T	18X8.5J	240KPA(35PSI)
RR	P265/65R18	T	18X8.5J	240KPA(35PSI)
SPA	P265/70R17	S	17X7.5J	240KPA(35PSI)

SEE OWNER'S MANUAL FOR MORE INFORMATION.

TIRE AND LOADING INFORMATION

SEATING CAPACITY	TOTAL 6	FRONT 3	REAR 3

The combined weight of occupants and cargo should never exceed 732 kg or 1614 lbs.

TIRE	ORIGINAL SIZE		COLD TIRE PRESSURE
FRONT	P265/65R18	T	240 kPa, 35 PSI
REAR	P265/65R18	T	240 kPa, 35 PSI
SPARE	P265/70R17	S	240 kPa, 35 PSI

SEE OWNER'S MANUAL FOR ADDITIONAL INFORMATION

3GCUKREC9EG[redacted]

SERVICE PARTS IDENTIFICATION DO NOT REMOVE

3GCUKREC9EG [redacted]

AG1 AKO AL0 AQQ AU3 AXK AY0 AZ3 A31 A60 A68
BTV BVQ BWN B1J B30 B32 B33 CJ2 C49 C5Z DH6
DL8 EF7 E2C E63 FE9 FHS GAN GU6 H2S I06 I14
JD9 KC4 KG4 KI4 KNP K34 L83 MAH MSL MYC NP5
NQH NT7 N37 OAR PCM PPA PZX RBX RC4 RUF R7V
R9N R9Z SAF SLM TG5 T3U UDD UE1 UJM UK3 UMN
UQ3 UTJ UVC UZM UZ3 VJH VRK VT7 VZE V22 V46
V76 V8D XL7 X88 YE9 ZY1 Z85 1LT 1SZ 4D7 6GK
7GG 8X2 9X2
BC/CC

GM

TRUCK CAMPER LOAD INFORMATION

THIS INFORMATION IS FURNISHED TO INDICATE THE MANUFACTURER'S RECOMMENDATION REGARDING THE USE OF A SLIDE–IN CAMPER WITH THIS TRUCK AS MANUFACTURED.

CARGO WEIGHT RATING = 324KG(715LB)
DIMENSION "A" = 112CM(44IN) "B" = 0000CM(000IN)

3GCUKREC9EG [redacted] TRUCK

SEE OWNER'S MANUAL FOR MORE TRUCK CAMPER INFORMATION.

New Jersey

SILVERADO

4x4

4x4
SILVERADO

GMC
SILVERADO
LT
LITTLE FALLS, NJ
New Jersey

4x4

4X4

SILVERADO

SILVERADO

New Jersey
Garden State



• Garden State •

12 19

New Jersey
Garden State

New Jersey
• Garden State •

New Jersey

New Jersey
State

New Jerse

[redacted]

[redacted]
• Garden S

New Jersey

Garden State

SILVERADO

DURAMAXTIRE

GOODYEAR
225/65R18

WRANGLER

P265/65R18
112T

TPC SPEC
M+S
P265/65R
DOT
4BXP JHTR
0913


32nds 32nds
-30 -31
-27 -28
-24 -25
-21 -22
-18 -19
-15 -16
-12 -13
- 9 -10
- 6 - 7
- 4

4X4

GOODYEAR
WRANGLER



GOODYEAR

WRANGLER

P265/65R18 112T

M+S
P265/65R18
DOT
0913
RADIAL

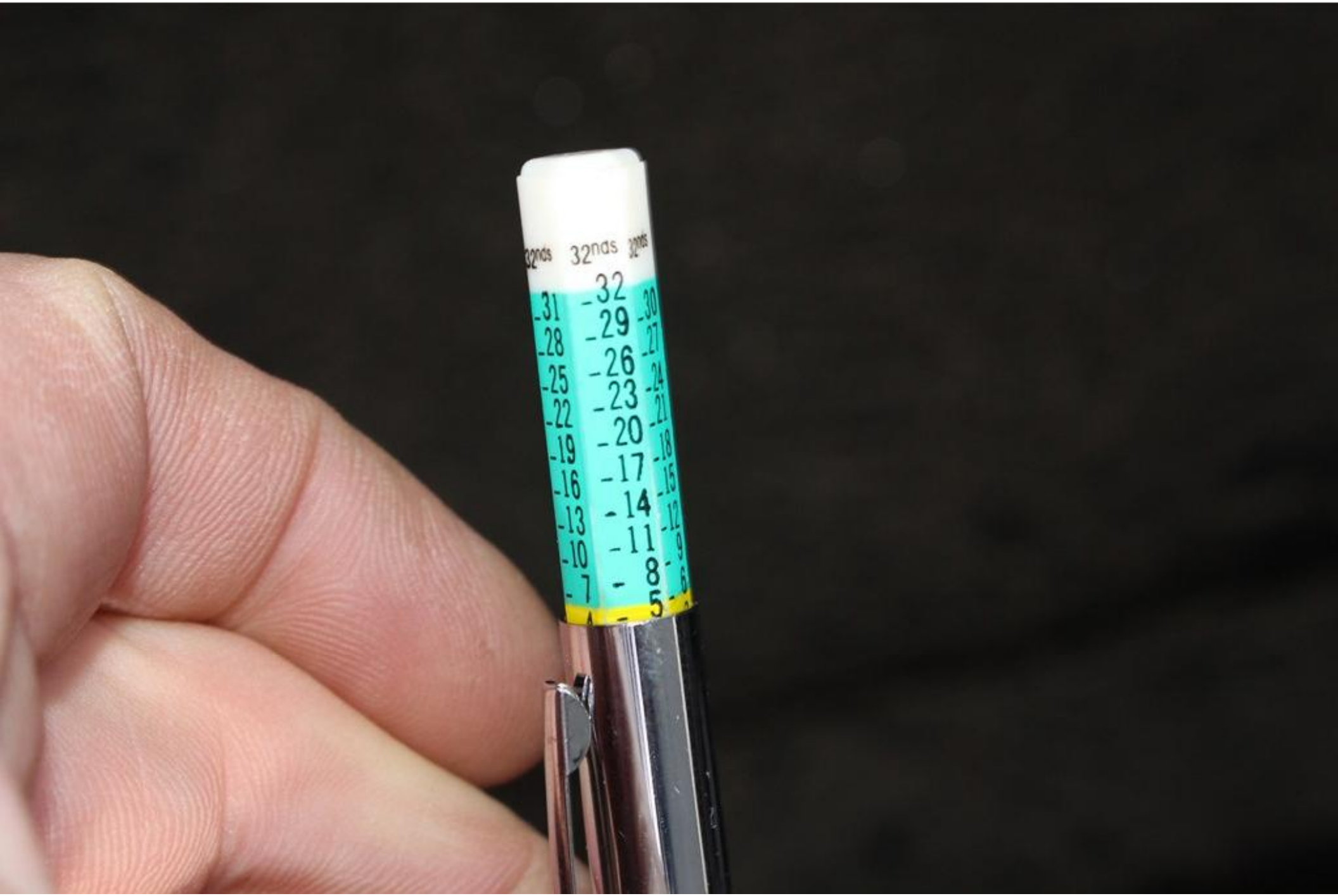
32nds 32nds 32nds
32
31 29 30
28 26 27
25 23 24
22 20 21
19 17 18
16 14 15
13 11 12
10 8 9
7 5 6

WRANGLER

PRIMACY 4

P265/65R18
112T

M+S
P265/65R18
DOT
4BXP JH1R
0913

32nds
32nds
32nds

SILVERADO

COOPER

GOODYEAR

SFR
P265/65R18
112T

DOT
LBMP JHIR
0413


32nds
32nds
32nds
32
31
29
30
28
26
27
25
23
24
22
20
21
19
17
18
16
14
15
13
11
12
10
8
9
7
5
6

12 19

4x4

DOT 3

DOT 3

dexos



MAX
MIN

SAE 0W-20
dexos

MAX

dexos



dexos

105 kPa
15 PSI

MICRO J-CASE FUSES
1. TRLR BRK (30A)
2. TRLR BATT (30A)
J-CASE FUSES
3. ABS PUMP (40A)
4. S/P BKC 1 (40A)
5. MIR PASS (40A)
6. 4WD TRSC (30A)
7. ELEC PRK BRK (40A)
8. S/P BKC 2 (40A)
9. MIR DRVR (40A)
10. REAR DEFOG (30A)
11. STRTR (40A)
12. COOL FAN 1 (40A)
13. COOL FAN 2 (40A)
MINI FUSES 2 PIN
14. TRLR STOP TRN LT (20A)
15. TRLR P/U LAMP (20A)
16. REV LAMP (15A)
17. TRLR STOP TRN RT (20A)
MICRO FUSES 2 PIN
18. FUEL PUMP (20A)
19. ECM (10A)
20. ESC ELC IGN (20A)
21. PPPM (20A)
22. UPFTR SW1 (5A)
23. UPFTR 2 (20A)
24. FRT/WPR (25A)
25. ABS MLV (25A)
26. UPFTR SW2 (5A)
27. UPFTR SW3 (5A)
28. PRK LAMP RT (15A)
29. PRK LAMP LT (15A)
30. UPFTR 3 (20A)
31. UPFTR SW4 (5A)
32. UPFTR 4 (20A)
33. BCK UP LAMP (20A)
34. ECM IGN (15A)
35. A/C CLTCH (10A)
36. VCS HOR (15A)
37. UPFTR 1 (20A)
38. CMPSL (10A)
39. MCSC IGN (10A)
40. TRANS IGN (15A)
41. FUEL PUMP 2 (20A)
42. COOL FAN CLTCH (10A)
43. ENG (15A)
44. INJ A IGN (20A)
45. INJ B IGN (20A)
46. O2 SNSR B (15A)
47. THROT CONT (15A)
48. HORN (15A)
49. FOG LAMP (15A)
50. O2 SNSR A (15A)
51. ECM (20A)
52. INT HTR (30A)
53. ACCY PWR RDL/TPCM PUMP (20A)
54. FRT WASH (15A)
MICRO FUSES 3 PIN
55. A/C COMPRSR RDL/BATT RVC (5A/5A)
56. A/C COMPRSR RDL/BATT POS (10A/10A)
57. TCM / ECM (15A/15A)
58. HDLP RT / LT (10A/10A)
MICRO RELAYS
59. FUEL PUMP
60. UPFTR 2
61. UPFTR 3
62. UPFTR 4
63. TRLR PRK LAMPS
64. RUN/CRNK
65. UPFTR 1
66. FUEL PUMP 2
67. A/C CNTRL
68. STRTR
MINI RELAYS
69. REAR DEFOG
70. ECM
SOLID STATE RELAY
71. COOL FAN CLTCH
TEST POINTS
72. OUT P5
73. OUT S2


HI PWR
GM
13500114
13500127
13500113
12V 70A
1191


HI PWR
GM
13500114
9815
13500127
9813
1191
9812
13500113
13500114
HI PWR
GM
9815





SUBURBAN

5
4
3
2
1

[redacted]
4
5
6
100
110
120
130
140

KESON
6½ FEET

MENU
AUTO
SYNC

WARNING
EVEN WITH ADVANCED AIR BAGS
AVERTISSEMENT
MÊME AVEC DES SACS GONFLABLES INTELLIGENTS

WARNING
EVEN WITH ADVANCED AIR BAGS
• Children can be killed or seriously injured by the air bag.
• The back seat is the safest place for children.
• Never put a rear-facing child seat in the front.
• Always use seat belts and child restraints.
• See owner's manual for more information about air bags.
Printed in USA
15604773
AVERTISSEMENT
MÊME AVEC DES SACS GONFLABLES INTELLIGENTS
• Les enfants peuvent être tués ou gravement blessés par le sac gonflable.
• Le siège arrière est l'endroit le plus sûr pour les enfants.
• Ne jamais placer à l'avant un siège pour enfant faisant face à l'arrière.
• Toujours utiliser les ceintures de sécurité et les ensembles de retenue pour enfant.
• Voir le guide du propriétaire pour plus d'information à propos des sacs gonflables.

PASSENGER AIR BAG

PASSENGER AIR BAG
WARNING
EVEN WITH ADVANCED AIR BAGS
AVERTISSEMENT

WARNING
EVEN WITH ADVANCED AIR BAGS
• Children can be killed or seriously injured by the air bag.
• The back seat is the safest place for children.
• Never put a rear-facing child seat in the front.
• Always use seat belts and child restraints.
• See owner's manual for more information about air bags.
Printed in USA
15604773
AVERTISSEMENT
MÊME AVEC DES SACS GONFLABLES INTELLIGENTS
• Les enfants peuvent être tués ou gravement blessés par le sac gonflable.
• Le siège arrière est l'endroit le plus sûr pour les enfants.
• Ne jamais placer à l'avant un siège pour enfant faisant face à l'arrière.
• Toujours utiliser les ceintures de sécurité et les ensembles de retenue pour enfant.
• Voir le guide du propriétaire pour plus d'information à propos des sacs gonflables.

PUSH ON
PUSH OFF

PUSH ON
PUSH OFF

AUT

PUSH ON
PUSH OFF









3
1268
1229
[redacted]
47
48 1
10 11
49 12
50
51
2 3 4 5 6 7 8 9
13 14 15 16 17 18
19
20
21 22 23 24 25 26 27 28
29 30 31 32 33 34 35 36
37 38
40 41
42
43 44 45
39
46
1 APO 2 (15A)
2 SEO RAP (10A)
3 UGDO / ISRVM (10A)
4 EMPTY
5 EMPTY
6 BCM 3 (20A)
7 BCM 5 (10A)
8 MIR WNDW MDL (5A)
9 BCM 7P (15A)
10 APO (50A)
11 EMPTY
12 APO 1/LTR (15A)
13 DLIS (2A)
14 SWC BKLT (2A)
15 EMPTY
16 EMPTY
17 BCM 1 (10A)
18 EMPTY
19 EMPTY
20 EMPTY
21 EMPTY
22 HVAC/AUX HVAC IGN (15A/15A)
23 IPC IGN/SDM IGN (10A/10A)
24 SPARE(15A/15A)
25 AIRBAG/INFO (10A /10A)
26 PEPS/HVAC (10A /10A)
27 SPARE (10A)
28 SPARE (10A)
29 PRK ENBL/EAP (15A)
30 SEO ALC (15A)
31 ACCY/RUN CRNK (10A)
32 HTD WHL (7.5A)
33 SPARE (10A)
34 IPC (10A)
35 EMPTY
36 SPARE (15 A)
37 SPARE (30A)
38 4WD TREC (30A)
39 EMPTY
40 LT DRS (30A)
41 DRVR PWR SEAT (30A)
42 EMPTY
43 EMPTY
44 AMP (30A)
45 LT HTD CLD SEAT (15A)
46 EMPTY
47 EMPTY
48 EMPTY
49 RAP/ACCY
50 RUN/CRNK
51 EMPTY
23114670

1229
47
48
1
2
3
4
5
6
7
8
9
10
11
19
13
14
15
16
17
18
20
49
12
50
21
22
23
24
25
26
27
28
51
29
30
31
32
33
34
35
36
37
38
39
40
41
42
43
44
45
46
1 APO 2 (15A)
2 SEO RAP (10A)
3 UGDO / ISRVM (10A)
4 EMPTY
5 EMPTY
6 BCM 3 (20A)
7 BCM 5 (10A)
8 MIR WNDW MDL (5A)
9 BCM 7P (15A)
10 APO (50A)
11 EMPTY
12 APO 1/LTR (15A)
13 DLIS (2A)
14 SWC BKLT (2A)
15 EMPTY
16 EMPTY
17 BCM 1 (10A)
18 EMPTY
19 EMPTY
20 EMPTY
21 EMPTY
22 HVAC/AUX HVAC IGN (15A/15A)
23 IPC IGN/SDM IGN (10A/10A)
24 SPARE(15A/15A)
25 AIRBAG/INFO (10A /10A)
26 PEPS/HVAC (10A /10A)
27 SPARE (10A)
28 SPARE (10A)
29 PRK ENBL/EAP (15A)
30 SEO ALC (15A)
31 ACCY/RUN CRNK (10A)
32 HTD WHL (7.5A)
33 SPARE (10A)
34 IPC (10A)
35 EMPTY
36 SPARE (15 A)
37 SPARE (30A)
38 4WD TREC (30A)
39 EMPTY
40 LT DRS (30A)
41 DRVR PWR SEAT (30A)
42 EMPTY
43 EMPTY
44 AMP (30A)
45 LT HTD CLD SEAT (15A)
46 EMPTY
47 EMPTY
48 EMPTY
49 RAP/ACCY
50 RUN/CRNK
51 EMPTY
23114670

B8J

8BJ

1225
[redacted]
47 1
48 12
10 11
49
50
51
2 3 4 5 6 7 8 9
19
13 14 15 16 17 18
20
21 22 23 24 25 26 27 28
29 30 31 32 33 34 35 36
39
37 38
40 41
42
43 44 45
46
1 APO 3 (15A)
2 EMPTY
3 EMPTY
4 EMPTY
5 EMPTY
6 BCM 4 (20A)
7 BCM 8 (20A)
8 RSE (10A)
9 CARGO LAMP (15A)
10 EMPTY
11 EMPTY
12 APO 4 (15A)
13 EMPTY
14 STR WHL CNTRL (2A)
15 EMPTY
16 EMPTY
17 RDO (20A)
18 RT FRT WNDW SW (10A)
19 SUNROOF (30A)
20 EMPTY
21 EMPTY
22 DLC/DSM (10A /10A)
23 EMPTY
24 EMPTY
25 EXP PTO/SEO B1 (15A /15A)
26 USB/OBS DET (15A /15A)
27 BCM 2 (10A)
28 EMPTY
29 EMPTY
30 EMPTY
31 SEO B2 (30A)
32 EMPTY
33 EMPTY
34 AC INV (25A)
35 RT FRT HTD CLD SEAT (15A)
36 SPARE (10A)
37 EMPTY
38 AUX WNDW (30A)
39 EMPTY
40 EMPTY
41 RT DR WNDW MTR (30A)
42 FRT BLWR (40A)
43 SEO (15A)
44 BCM 6 (15A)
45 SPARE (15A)
46 PASS SEAT (30A)
47 EMPTY
48 EMPTY
49 RAP/ACCY
50 RR SLD WNDW OPN
51 RR SLD WNDW CL
23114671


22989419 01
BBK

22988419 01
BBK
0513 I1

GM

2
MADE IN GERMANY
3
4
5
6


7
9
10
11
12


9
10
11
12


12
13
14
16
17
18

19
20
21
22
24

24
25
26
27
28
29
30


31
32
34
35
36


36
37
38
39
40
41


46
47
48
49


48
49
50
52
53
54


54
55
56
57
58
60


60
61
62
63
64
65
66


66
67
68
70
71
72


72
73
74
75
76
77


79
80
81
82
83
84


84
86
87

REINFORCED
GERMANY


CM 2
INCH 1
POLYESTER
2
REINFORCED
3
5
6
7
8

AND LOADING INF
COLD TIRE PRESSURE














122 123 124 125 126 127 128 129
132 133 134 135 136 137
48 49 50 51 52 53 54


138 139 140 141 142 143 144 145 146 147 148 149
152 153 154
4 55 56 57 58 59 60


153 154 155 156 157 158 159 160 161 162 163 164 165 166 167 168 169
0 61 62 63 64 65 66

167 168 169 170 171 172 173
176 177 178 179 180 181 182 183
66 67 68 69 70 71 72

183 184 185 186 187 188 189 190 191 192 193 194 195 196 197
72 73 74 75 76 77


200 201 202 203 204 205 206 207 208 209 210 211 212
79 80 81 82 83 84


212 213 216 217 218 219 220 221 222 223
84 85 86 87

TC024

TC024

TC024


B4139303 B
WC024


16413930 3 EK 6V7 RTC
1 6 0 2 4











TC024

TC024

1C024


TG024



TC024







RPM
x1000
BRAKE
OFF
MPH
Service
Stabilitrak
Dismiss
PRNDM

RPM
x1000
BRAKE
OFF
MPH
Tire Pressure Low
Add Air to Tire
24
psi
Dismiss
PRNDM

RPM
x1000
BRAKE
OFF
MPH
Tire Pressure Low
Add Air to Tire
24
psi
Dismiss
PRNDM

RPM
x1000
BRAKE
OFF
MPH
Tire Pressure Low
Add Air to Tire
24
psi
Dismiss
PRNDM

RPM
x1000
MPH
Tire Pressure Low
Add Air to Tire
24
psi
Dismiss
PRNDM

RPM
x1000
MPH
Tire Pressure Low
Add Air to Tire
24
psi
Dismiss
PRNDM

RPM
x1000
MPH
Tire Pressure Low
Add Air to Tire
24
psi
Dismiss
PRNDM

RPM
x1000
MPH
Tire Pressure Low
Add Air to Tire
24
psi
Dismiss
PRNDM

RPM
x1000
MPH
Speed
0
MPH
45829mi
PRNDM

RPM
x1000
BRAKE
OFF
Speed
0
MPH
45829 mi
PRNDM
MPH
E
1/2
F

RPM
x1000
BRAKE
OFF
Speed
0
MPH
45829 mi
PRNDM
MPH
ABS

RPM
x1000
BRAKE
OFF
Speed
0
MPH
45829mi
PRNDM
MPH
ABS

RPM
x1000
BRAKE
OFF
Speed
0
MPH
45829mi
PRNDM
MPH
ABS

RPM
x1000
Speed
0
MPH
45829mi
PRNDM
MPH

RPM
x1000
MPH
Speed
0
MPH
45829mi
PRNDM

RPM
x1000
MPH
Speed
0
MPH
45829mi
PRNDM

RPM
x1000
Speed
0
MPH
45829mi
PRNDM
MPH

RPM
x1000
MPH
Speed
0
MPH
45829mi
PRNDM
E
F

Speed
0
MPH
45829 mi
PRNDM
4
5
6
40
30
20
10
0

Multi-e Diagnostic
Interface
GM


DELL

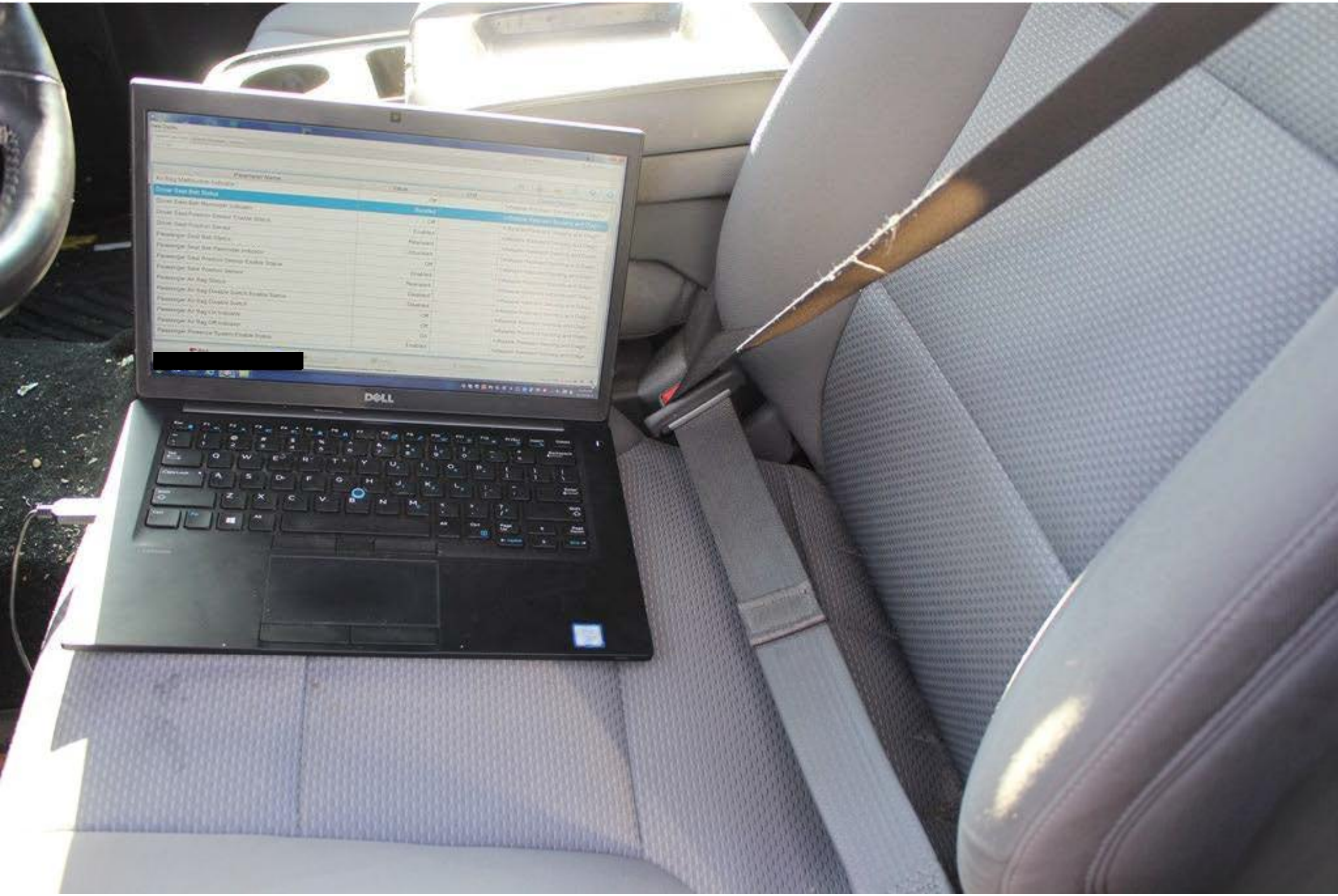
DELL

Data Display

Parameter Name	Value	Unit	Control Module
System Voltage	15.47	V	Electronic Brake Control Module
ABS Pump Motor Voltage	0.00	V	Electronic Brake Control Module
Brake Pressure Sensor	2314	kPa	Electronic Brake Control Module
Brake Pressure Sensor	0.51	V	Electronic Brake Control Module
Left Front Wheel Speed Sensor	0	km/h	Electronic Brake Control Module
Right Front Wheel Speed Sensor	0	km/h	Electronic Brake Control Module
Left Rear Wheel Speed Sensor	0	km/h	Electronic Brake Control Module
Right Rear Wheel Speed Sensor	0	km/h	Electronic Brake Control Module
Lateral Acceleration Signal	-0	m/s²	Electronic Brake Control Module
Yaw Rate Signal	0	°/s	Electronic Brake Control Module
Steering Wheel Angle	-3.8	°	Electronic Brake Control Module
Requested Torque	46	%	Electronic Brake Control Module
Delivered Torque	40	%	Electronic Brake Control Module
Brake Pedal Position Sensor	Inactive		Electronic Brake Control Module
Traction Control System Status	Inactive		Electronic Brake Control Module

Back | Contact Us | Home | Vehicle Menu | Enter

[redacted]

Data Display

Parameter Name	Value	Unit	Control Module
System Voltage	15.41	V	Electronic Brake Control Module
ABS Pump Motor Voltage	0.00	V	Electronic Brake Control Module
Brake Pressure Sensor	4450	kPa	Electronic Brake Control Module
Brake Pressure Sensor	0.98	V	Electronic Brake Control Module
Left Front Wheel Speed Sensor	0	km/h	Electronic Brake Control Module
Right Front Wheel Speed Sensor	0	km/h	Electronic Brake Control Module
Left Rear Wheel Speed Sensor	0	km/h	Electronic Brake Control Module
Right Rear Wheel Speed Sensor	0	km/h	Electronic Brake Control Module
Lateral Acceleration Signal	-0	m/s²	Electronic Brake Control Module
Yaw Rate Signal	0	°/s	Electronic Brake Control Module
Steering Wheel Angle	-3.8	°	Electronic Brake Control Module
Requested Torque	46	%	Electronic Brake Control Module
Delivered Torque	40	%	Electronic Brake Control Module
Brake Pedal Position Sensor	Active		Electronic Brake Control Module
Traction Control System Status	Inactive		Electronic Brake Control Module

Back | Contact Us | Home | Vehicle Menu | Enter

[redacted]

Data Display

Diagnostic Data Display | Graphical Data Display | Line Graph

Antilock Braking Data

Parameter Name	Value	Unit	Control Module
Yaw Rate Signal	0	°/s	Electronic Brake Control Module
Steering Wheel Angle	-3.8	°	Electronic Brake Control Module
Requested Torque	46	%	Electronic Brake Control Module
Delivered Torque	40	%	Electronic Brake Control Module
Brake Pedal Position Sensor	Inactive		Electronic Brake Control Module
Traction Control System Status	Inactive		Electronic Brake Control Module
Vehicle Stability System Status	Inactive		Electronic Brake Control Module
Brake Fluid Level Sensor	OK		Electronic Brake Control Module
Antilock Braking System	OK		Electronic Brake Control Module
Traction Control System	OK		Electronic Brake Control Module
Vehicle Stability System	OK		Electronic Brake Control Module
Panic Brake Assist Status	OK		Electronic Brake Control Module
Dynamic Rear Proportioning Status	OK		Electronic Brake Control Module
Brake Booster Vacuum Sensor Supply	4.94	V	Electronic Brake Control Module
Brake Booster Vacuum Sensor	-22	kPa	Electronic Brake Control Module

Back | Contact Us | Home | Vehicle Menu

Data Display

Diagnostic Data Display | Graphical Data Display | Line Graph | Create Report | Add Bookmark

Antilock Braking Data

Parameter Name	Value	Unit	Control Module
Yaw Rate Signal	0	°/s	Electronic Brake Control Module
Steering Wheel Angle	-3.8	°	Electronic Brake Control Module
Requested Torque	46	%	Electronic Brake Control Module
Delivered Torque	40	%	Electronic Brake Control Module
Brake Pedal Position Sensor	Active		Electronic Brake Control Module
Traction Control System Status	Inactive		Electronic Brake Control Module
Vehicle Stability System Status	Inactive		Electronic Brake Control Module
Brake Fluid Level Sensor	OK		Electronic Brake Control Module
Antilock Braking System	OK		Electronic Brake Control Module
Traction Control System	OK		Electronic Brake Control Module
Vehicle Stability System	OK		Electronic Brake Control Module
Panic Brake Assist Status	OK		Electronic Brake Control Module
Dynamic Rear Proportioning Status	OK		Electronic Brake Control Module
Brake Booster Vacuum Sensor Supply	4.94	V	Electronic Brake Control Module
Brake Booster Vacuum Sensor	-21	kPa	Electronic Brake Control Module

Back | Contact Us | Home | Vehicle Menu | Enter

[redacted] 2014 Chevrolet Silverado 3GC Module Diagnostics Electronic Brake Control Module