


PE18-012

GM

3-27-2019

Q3



ESIS GM PHOTO COVER

DATE: 09 / 17 / 2018

FILE: [REDACTED]

VEHICLE YEAR / MAKE: 2015 Chevrolet Suburban

VIN: 1GNSKJKC8FR [REDACTED]

LOCATION: 9514 W 146th Terrace, Overland Park, KS 66221


INVESTIGATOR: Ronald Nottingham, Jr.




F6L1096



1GNSKJKC8F



**GM**

MFD BY GENERAL MOTORS LLC

GVWR
3402 KG
7500 LBGAWR FRT
1633 KG
3600 LBGAWR RR
1996 KG
4400 LB

02/15


THIS VEHICLE CONFORMS TO ALL APPLICABLE U.S. FEDERAL MOTOR VEHICLE SAFETY STANDARDS IN EFFECT ON THE DATE OF MANUFACTURE SHOWN ABOVE.

1GNSKJKC8FR

TYPE: M.P.V.

MODEL: K15906

KBP5	TIRE SIZE	SPEED RTG	RIM	COLD TIRE PRESSURE
FRT	P265/65R18	T	18X8.5J	240KPA(35PSI)
RR	P265/65R18	T	18X8.5J	240KPA(35PSI)
SPA	P265/70R17	S	17X7.5J	240KPA(35PSI)

SEE OWNER'S MANUAL  FOR MORE INFORMATION.



TIRE AND LOADING INFORMATION

SEATING CAPACITY | TOTAL 7 | FRONT 2 | REAR 5

The combined weight of occupants and cargo should never exceed 720 kg or 1587 lbs.

TIRE	ORIGINAL SIZE		COLD TIRE PRESSURE
FRONT	P265/65R18	T	240 kPa, 35 PSI
REAR	P265/65R18	T	240 kPa, 35 PSI
SPARE	P265/70R17	S	240 kPa, 35 PSI

**SEE OWNER'S
MANUAL FOR
ADDITIONAL
INFORMATION**

1GNSKJKC8F



SERVICE PARTS IDENTIFICATION

DO NOT REMOVE

1GN SKJKC8FR [REDACTED]

SKDMTS

CK15906 [REDACTED]

AG2 AKJ AKK AKO AKX AL0 AN3 AP9 AQQ ARL ARN ATV AU3 AVF AXP
AYQ A31 A45 BTV BVE B30 B58 CE1 CJ4 C25 C49 C6H DCP DDB DLB
D07 EF7 FE9 FHO GAN GUS G80 H2U I05 I15 JD9 JF4 JL1 KC4 KG4
KI4 KNP K34 L83 MAH MYC NHT NP5 NQH NT7 N37 PZX RC4 RKX RUF
R9N SAF SLM SLT TB5 TG5 UDD UD7 UEU UE1 UFL UG1 UJM UK3 UMN
UQA UTJ UVC U2M U77 VK3 VQZ VRK VT7 VV4 V54 V8D WMF XL7 X88
YMB Y65 ZY1 ZB2 ZB5 1LT 1SZ 4AA 6SH 7SH BX2 9X2

BC/CC U 636R

H2U



McCarthy Chevrolet

675 N. RAWHIDE
OLAHE, KANSAS 66061
(913) 324-7266



Collision Repair Center
Phone 324-7300

394997

CELL



MOBILE NO. 25309	MOBILE 7647	MOBILE DATE 09/04/18	MOBILE NO. JTCS555250
NAME: KEVIN ARCHAMBEAU	ADDRESS: 69,735	COLOR: SILVER/	SECURITY SEALS: 251
YEAR MAKE MODEL: 15/CHEVROLET TRUCK/SUBURBAN/4DR 4WD	REGISTRATION DATE: 04/13/15	SECURITY SEALS: 251	PRODUCTION DATE:
VIN: 1GN5K3K1C0E011111	REGISTRATION STATE:	MOBILE DATE: 09/04/18	

MO: 59735

LABOR	DESCRIPTION	TECHNOLOGICAL	WARRANTY
28-1-020L2	FRONT END		
	STATES THE BRAKE PEDAL IS VERY HARD TO PUSH WHEN TRYING HAS HAPPENED TWICE WITH IN THE PAST WEEK, YESTERDAY COMING OFF HAW NAW TO PUSH PEDAL DOWN WITH BOTH FEET HAD A VERY HARD PEDAL INSPECT AND REPORT NEEDS CHECKED VACUUM CIR 14LC BELOW SPECS. REPLACED FAULTY VACUUM PUMP		
PARTS	QTY	PP NUMBER	DESCRIPTION
	1	12689488	PUMP-E,280 V
			LIST PRICE UNIT PRICE
			TOTAL PARTS
MISC	CODE	DESCRIPTION	CONTROL NO
	30	WARRANTY DEDUCTIBLE	
			555256
			150.00
			TOTAL MISC
			150.00
			150.00
			150.00
			150.00

DISCLAIMER OF WARRANTIES
ALL EXPRESSED WARRANTIES, IF ANY BY A MANUFACTURER OR SUPPLIER OTHER THAN THE DEALER ARE THEIRS NOT THE DEALERS UNLESS OTHERWISE PROVIDED IN WRITING ON THE FACE OF THIS ORDER OR IN A SEPARATE WRITING FURNISHED TO THE CUSTOMER BY THE DEALER.

ESTIMATE
CUSTOMER HEREBY ACKNOWLEDGES RECEIVING ORIGINAL ESTIMATE OF \$165.00 (+TAX)

COMMENTS
TONE IN

TOTALS

A LITTLE NOTE FOR OUR WARRANTY CUSTOMERS... IN 30-45 DAYS YOU WILL BE RECEIVING A SURVEY FROM GENERAL MOTORS ASKING YOU ABOUT THE SERVICE YOU RECEIVED FROM US ON YOUR VEHICLE. THIS SURVEY IS EXTREMELY IMPORTANT TO OUR DEALERSHIP AS IS YOUR COMPLETE SATISFACTION WITH US. THIS SURVEY ACTS AS OUR GRADE CARD AND IF YOU CANNOT ANSWER COMPLETELY SATISFIED TO ALL QUESTIONS ON THE SURVEY WE HAVE FAILED. WE ALSO NEED YOUR HELP IN FILLING OUT AND MAILING THE SURVEY BACK IN. IF YOU ARE INDEED COMPLETELY SATISFIED WITH OUR SERVICE WE AT MCCARTHY CHEVROLET AND GENERAL MOTORS WOULD LOVE TO KNOW ABOUT IT. IF YOU HAVE ANY QUESTIONS, COMMENTS, SUGGESTIONS OR PROBLEMS PLEASE FEEL FREE TO CONTACT YOUR SERVICE CONSULTANT AT 913 324 7266 AT ANY TIME. ASK ABOUT OUR SERVICE PRICE GUARANTEE!!!!!!!!!!!!!!!!!!!!!!!!!!!!!! CASH()CHECK()CHARGE()MC/VISA()DISCOVER()AMEX()

TOTAL LABOR	0.00
TOTAL PARTS	0.00
TOTAL SUBLET	0.00
TOTAL G.O.G.	0.00
TOTAL MISC CHC.	150.00
TOTAL MISC DISC.	0.00
TOTAL TAX	14.22
TOTAL INVOICE \$	164.22

CUSTOMER SIGNATURE

EXPIRATION DATE
01/09/19
This card must be carried in the vehicle at all times as evidence of insurance.

ADDRESS
NAME

DEPARTMENT HOURS
MON - THURS



chevrolet.com (U.S.)
chevrolet.gm.ca (Canada)
chevrolet.com.mx (Mexico)



2015

Tahoe/Suburban



5

Mich
Tires

BRIDG
Your Journey



chevrolet.com

Limited Warranty and
Owner Assistance Information

























SUBURBAN

SUBURBAN


























































































⏻

mm

0.0

MICHELIN









MICHELIN

HELIN®
S

TUBELESS
RADIAL 



DEFENDER

MADE IN
U.S.A.

CANADA AND U.S.A.
MAX LOAD 1130
MAX PRESS 300



PERFORMANCE

120 kg (265 lb)
300 kPa (44 PSI)
LBS (300)



265/65R18

114T

SR18

DOT


B7 KA

006X


3017







BURBEN













 **MICHELIN**

0.0

mm





MICHELIN

05

mm





MICHELIN

0.0 mm

Power button





MICHELIN

TUBELESS
RADIAL 220

MICHELIN
S

220

MADE IN
U.S.A.

MAX⁹ AND A
LOAD AND U
MAX PRESS 1150⁸
500 kg (1100 lb)

DEFENDENT





265

65R18

5R18

114T

Force

DOT

B7KA


006X

3017


































































































PA AADL
0514611











1-3
SABER®











WIPAC

GM #23227081



- 30A ELEC. INH. DEFS
- 30A ADD. PUMP
- 30A INT. SEC. LTI
- 30A WSD. PAGE
- 30A SLEEP LEVEL INH. CONTROL
- 30A 4RD. TRAC
- 10 30A ELEC. INH. SW
- 12 30A INT. SEC. LTI
- 14 30A REAR SECT
- 17 40A WSD. DRUM
- 15A ALC. EDW. SOL.
- 10A (COM)
- 30A (RD)
- 30A (PUMP)
- 5A BATT. RVC
- 3A UPFIT 2
- UPFIT 2 FLT
- 25A WFL
- 25A TIM
- 10A SOCK. UP. LP
- 25A ABS. VLV
- 30A TRUL. SWK
- 27 UPFIT 3 FLT
- 30 15A TRUL. STOP. TRN. RT
- 40 10A TRUL. STOP. TRN. LT
- 41 25A FPN. LP. TRUL

- 42 15A FPN. LP. RT
- 43 15A FPN. LP. LT
- 44 25A UPFIT 2
- 45 10A ALC. EDW. CONTROL
- 47 20A UPFIT 4
- 48 UPFIT 4 FLT
- 49 10A REV. LP
- 51 FPN. LP. RT
- 58 20A EURO. TRUL
- 60 10A APC. CONTROL
- 62 20A UPFIT 1
- 67 20A TRUL. BATT.
- 69 5A RE. UPFIT 3 & 4
- 71 5A WSD. UPFIT 3 & 4
- 72 UPFIT 1 FLT
- 74 15A EDW. TRN
- 75 11A MISC. TRN. TRN
- 76 15A TRN. TRN
- 77 5A RE. UPFIT 1 & 2
- 78 5A WSD. UPFIT 1 & 2
- 81 10A EDW. TRUL. AC
- 84 ANALYZER. FLT
- 87 15A EDW
- 88 20A INJ. A. 100
- 89 25A INJ. B. 500
- 90 15A 02. B. 500
- 95A 5ARD. COME
- 95A FLT
- 95A HOON
- 95A FOD. LP
- 95A LT/VE. HI. BEAM
- 95A 02. A. 500
- 95A EDW
- 95A EDW/TOM
- 95A INT. MTR. AIR
- 95A WFL. CONTR.
- 95A AGRO. SHUTTER
- 95A POLICE. UPFIT
- 95A FLT
- 95A FRT. WFL
- 95A RE. WFL
- 95A COOL. FAN. LT
- 95A RT. MID
- 95A LT. MID
- 95A COOL. FAN. RT




GM #23227061


1 30A ELEC RING BOS
2 60A ABS PUMP
3 60A INT BEC LT1
4 40A MSB PASS
5 40A SUSP LEVELING CMPSR
6 30A 4WD TREC
10 40A ELEC PRK BRK
13 60A INT BEC LT2
14 60A REAR BEC1
17 40A MSB DRVR
21 15A ALC EXH SOL
23 10A ICCM
24 30A RTD
25 30A FPPM
28 5A BATT RVC
28 30A UPFIT 2
29 UPFIT 2 RLY
30 25A WPR
31 25A TIM
34 10A BCK UP LP
35 25A ABS VLV
36 30A TRLR BRK
37 UPFIT 3 RLY
39 10A TRLR STOP TRN RT
40 10A TRLR STOP TRN LT
41 20A PRK LP TRLR


42 15A PRK LP RT
43 15A PRK LP LT
44 30A UPFIT 3
45 10A ALC RUN/CRANK
47 30A UPFIT 4
48 UPFIT 4 RLY
49 10A REV LP
51 PRK LP RLY
59 20A EURO TRLR
60 10A A/C CONTRL
63 30A UPFIT 1
67 30A TRLR BATT
69 5A RC UPFIT 3 & 4
70 5A VBAT UPFIT 3 & 4
72 UPFIT 1 RLY
74 15A ECM IGN
75 10A MISC IGN SPARE
76 15A TRANS IGN
77 5A RC UPFIT 1 & 2
78 5A VBAT UPFIT 1 & 2
83 10A EURO TRLR RC
84 RUN/CRANK RLY
87 15A ENG
88 20A INJ A ODD
89 20A INJ B EVEN
90 15A O2 B SNR


91 15A THROT CONT
92 ECM RLY
93 15A HORN
94 15A FOG LP
95 10A LT/RT HI BEAM
100 15A O2 A SNR
101 30A ECM
102 15A ECM/TDM
103 10A INT HTR AUX
104 40A STRTR
107 10A AERO SHUTTER
109 10A POLICE UPFIT
112 STRTR RLY
114 15A FRT WSW
115 15A RR WSW
116 40A COOL FAN LT
121 20A RT HID
122 20A LT HID
123 40A COOL FAN RT




1 30A E1
 2 80A ABS
 3 60A INT
 4 40A MSB
 5 40A S1
 6 30A 4H
 7 10 40A E
 8 13 80A
 9 14 80A
 10 17 40A
 11 21 15A
 12 23 10A
 13 24 10A
 14 25 10A
 15 26 10A
 16 27 10A
 17 28 10A
 18 29 10A
 19 30 10A
 20 31 10A
 21 32 10A
 22 33 10A
 23 34 10A
 24 35 10A
 25 36 10A
 26 37 10A
 27 38 10A
 28 39 10A
 29 40 10A
 30 41 10A
 31 42 10A
 32 43 10A
 33 44 10A
 34 45 10A
 35 46 10A
 36 47 10A
 37 48 10A
 38 49 10A
 39 50 10A
 40 51 10A
 41 52 10A
 42 53 10A
 43 54 10A
 44 55 10A
 45 56 10A
 46 57 10A
 47 58 10A
 48 59 10A
 49 60 10A
 50 61 10A
 51 62 10A
 52 63 10A
 53 64 10A
 54 65 10A
 55 66 10A
 56 67 10A
 57 68 10A
 58 69 10A
 59 70 10A
 60 71 10A
 61 72 10A
 62 73 10A
 63 74 10A
 64 75 10A
 65 76 10A
 66 77 10A
 67 78 10A
 68 79 10A
 69 80 10A
 70 81 10A
 71 82 10A
 72 83 10A
 73 84 10A
 74 85 10A
 75 86 10A
 76 87 10A
 77 88 10A
 78 89 10A
 79 90 10A
 80 91 10A
 81 92 10A
 82 93 10A
 83 94 10A
 84 95 10A
 85 96 10A
 86 97 10A
 87 98 10A
 88 99 10A
 89 100 10A
 90 101 10A
 91 102 10A
 92 103 10A
 93 104 10A
 94 105 10A
 95 106 10A
 96 107 10A
 97 108 10A
 98 109 10A
 99 110 10A
 100 111 10A
 101 112 10A
 102 113 10A
 103 114 10A
 104 115 10A
 105 116 10A
 106 117 10A
 107 118 10A
 108 119 10A
 109 120 10A
 110 121 10A
 111 122 10A
 112 123 10A
 113 124 10A
 114 125 10A
 115 126 10A
 116 127 10A
 117 128 10A
 118 129 10A
 119 130 10A
 120 131 10A
 121 132 10A
 122 133 10A
 123 134 10A
 124 135 10A
 125 136 10A
 126 137 10A
 127 138 10A
 128 139 10A
 129 140 10A
 130 141 10A
 131 142 10A
 132 143 10A
 133 144 10A
 134 145 10A
 135 146 10A
 136 147 10A
 137 148 10A
 138 149 10A
 139 150 10A
 140 151 10A
 141 152 10A
 142 153 10A
 143 154 10A
 144 155 10A
 145 156 10A
 146 157 10A
 147 158 10A
 148 159 10A
 149 160 10A
 150 161 10A
 151 162 10A
 152 163 10A
 153 164 10A
 154 165 10A
 155 166 10A
 156 167 10A
 157 168 10A
 158 169 10A
 159 170 10A
 160 171 10A
 161 172 10A
 162 173 10A
 163 174 10A
 164 175 10A
 165 176 10A
 166 177 10A
 167 178 10A
 168 179 10A
 169 180 10A
 170 181 10A
 171 182 10A
 172 183 10A
 173 184 10A
 174 185 10A
 175 186 10A
 176 187 10A
 177 188 10A
 178 189 10A
 179 190 10A
 180 191 10A
 181 192 10A
 182 193 10A
 183 194 10A
 184 195 10A
 185 196 10A
 186 197 10A
 187 198 10A
 188 199 10A
 189 200 10A









































SUPER TART PLATINUM

Ozark Automotive Distributors, 233 South Patterson Ave., Springfield MO 65801

**FOR NATIONWIDE
WARRANTY
CALL 1-866-830-4351**

PROPOSITION 65 WARNING: Battery posts, terminals and related components contain lead and lead compounds, chemicals known to the State of California to cause cancer and reproductive harm. Batteries also contain other chemicals known to the State of California to cause cancer. **WASH HANDS AFTER HANDLING.**

Remove
proper
month and

- (JA)
- (FE)
- (MA)
- (AP)
- (1)
- (2)
- (3)
- (MY)
- (III)
- (IV)
- (All)
- (4)
- (5)
- (6)
- (7)




AFTER HAND

94H
LEA
10-12

ASSURED GLASS MTK
TECHNOLOGY






**SUPER
ART
ATINU**

100A 60A 60A

233 South Patterson Ave., Springfield

PROPOSITION 65 WARNING: Battery posts
contain lead and lead compounds, chemicals
known to cause cancer and reproductive harm. Batteries





















SUBURBAN

LT











SUBURBAN

SUBURBAN









mm

24.0

MICHELIN



 **MICHELIN**

51 mm









MODELING®
S

TUBELESS
RADIAL X®

MICHELIN





R L T M S

SEAT BELT ONLY
DO NOT USE AS A TRAY



1109

X900

B7KA

DOT













SEBRON

SUBURBAN













MICHELIN

69

mmHg

Power button













DOT

B7 KA

006X

3017



