INFORMATION REDACTED PURSUANT TOTHE FREEDOM
OF INFORMATION ACT (FOIA), 5 U.S.C.552(B)(6)

PE18-012

GM

3-27-2019

Q3

[redacted]

ESIS GM PHOTO COVER

DATE: **11** / **09** / **2017**

FILE: [redacted]

VEHICLE YEAR / MAKE: **2015 Chevrolet**

VIN: **1GNSKJKC1FR**[redacted]

LOCATION: **4516 Monticello Ave, Bronx, NY**

INVESTIGATOR: **Ron Yeager**

GM
1GNSKJKC1FR

GM

MFD BY GENERAL MOTORS LLC

05/14

GVWR	GAWR FRT	GAWR RR
3402 KG	1633 KG	1905 KG
7500 LB	3600 LB	4200 LB

[redacted]

THIS VEHICLE CONFORMS TO ALL APPLICABLE U.S. FEDERAL MOTOR VEHICLE SAFETY STANDARDS IN EFFECT ON THE DATE OF MANUFACTURE SHOWN ABOVE.

1GNSKJKC1FR[redacted] TYPE: M.P.V.

MODEL: K15906

KBLL	TIRE SIZE	SPEED RTG	RIM	COLD TIRE PRESSURE
FRT	P265/65R18	T	18X8.5J	240KPA(35PSI)
RR	P265/65R18	T	18X8.5J	240KPA(35PSI)
SPA	P265/70R17	S	17X7.5J	240KPA(35PSI)

SEE OWNER'S MANUAL FOR MORE INFORMATION.

[redacted]1GNSKJKC1F[redacted]

TIRE AND LOADING INFORMATION

SEATING CAPACITY	TOTAL 8	FRONT 2	REAR 6

The combined weight of occupants and cargo should never exceed 714 kg or 1575 lbs.

SEE OWNER'S MANUAL FOR ADDITIONAL INFORMATION

TIRE	ORIGINAL SIZE		COLD TIRE PRESSURE
FRONT	P265/65R18	T	240 kPa, 35 PSI
REAR	P265/65R18	T	240 kPa, 35 PSI
SPARE	P265/70R17	S	240 kPa, 35 PSI

This vehicle may include mercury-containing devices installed by the manufacturer:

- High intensity discharge headlamps
- Back-lit instruments
- Video display screens

Remove devices before vehicle disposal. Upon removal of devices, please reuse, recycle or dispose as hazardous waste.

zom7392

SERVICE PARTS IDENTIFICATION DO NOT REMOVE

1GNSKJKC1FR[redacted] RSCCB5 CK15906 [redacted]

AG2 AKJ AKK AKO AKX AL0 AN3 AQQ ARL ARN AT6
AU3 AXP AYQ A31 A45 BTV BVE B0B B30 B58 CE1
GJ4 C1U C25 C49 C6H DCP DD8 DL8 D07 EF7 FHS
FLT GBA GU4 G80 H2U I06 I15 JD9 JF4 KC4 KG4
KI4 KNP K34 L83 MAH MYC NE1 NP0 NP5 NU5 N37
PZX RC4 RKX RUF R6F R6X R9N SAF SLT TB5 TG5
UDD UD7 UEU UE1 UFL UG1 UJM UK3 UMN UQA UTJ
UVC U2M U77 VK3 VQ2 VRK VT7 VX7 VZ3 V54 V8D
WMF XL7 X88 Y65 ZW7 ZY1 Z82 1LT 1SZ 4AA 6SH
7SH 8X2 9X2

BC/CC U 8555 H2U

NEW YORK
[redacted]
[redacted]
05/31/18
LT
1GNSKJKC1FR[redacted]
2015 CHEVR SUBN
GM4516 OMT 1 G
5
18
MONTH
YEAR
[redacted]
VEHICLE REGISTRATION
JAN
FEB
MAR
APR
MAY
JUN
JUL
AUG
SEP
OCT
NOV
DEC
SAFETY
&
EMISSIONS
INSPECTION
[redacted]
[redacted]









9
8
7
6
5
4
3
2
1



7
6
5
4
3
2
1
3
9
8
7
6
5
4
3
2
1

8
7
6
5
4
3
2
1

9
8
7
6
5
4
3
2
1

2
9
8
7
6
5
4
3
2
1
1
9
8
7
6
5
4


[redacted]
7
6
5
4
3
2
1
3
9
8

NANKANG

NK UTILITY SP-7
RADIAL
TUBELESS

TEMPERATURE A
285/45R22 114V XL M+S

REINFORCED
STANDARD RIM : 9.5J
DOT U8T2
L45 4916
H4

32
29
26
23
20
17
14
11

NANKANG
WARNING : SERIOUS INJURY MAY RESULT FROM: * TIRE FAILURE DUE TO
VEHICLE, * EXPLOSION OF TIRE/RIM ASSEMBLY DUE TO

NK UTILITY SPZ
RADIAL
TUBELESS
S2WR2
R41084

TEMPERATURE A
285/45R22 114V XL M+S

REINFORCED
L45 0117
H6
DOT U8T2

32
29
26
23
20
17
14
11

NANKANG ®
SAFETY WARNING : SERIOUS INJURY MAY RESULT FROM: * TIRE FAIL
VEHICLE. * EXPLOSION OF TIRE/RIM ASSEM

NK UTILITY SPEC
S2V7R2
R41084
RADIAL
TUBELESS

TEMPERATURE A
285/45R22 114V XL (M+S)
E4

NFORCED
STANDARD RIM : 9.5J
DOT U8T2
L45 4016
H5

31
28
25
22
19
16
13
10
7

NANKANG
SAFETY WARNING : SERIOUS INJURY MAY RESULT FROM: X TIRE FAILURE DUE TO UNDERINFLA
VEHICLE, X EXPLOSION OF TIRE/RIM ASSEMBLY DUE TO IMPROPER MOUNTI

NK UTILITY SP-7
RADIAL
TUBELESS
R41084
S2WR2

AA TEMPERATURE A
285/45R22 114V XL
M+S

REINFORCED
STANDARD RIM 9.5J
DOT U8T2
L45 0617
H3

32nds
32
29
26
23
20
17
14
11
8

CHEVROLET

CHEVROLET

CHEVROLET

REAR
FRONT
REAR
OUT
TANK
UP

DOT 3
SAE 0W-20
dexos

DOT 3


REAR
VEHICLE EMISSION
CONTROL INFORMATION







GM #22773481
1 30A ELEC RNG BDS
2 60A ABS PUMP
3 60A INT BEC LT1
4 40A MSB PASS
5 40A SUSP LEVELING COMPRSR
6 30A 4WD TREC
10 40A ELEC PRK BRK
13 60A INT BEC LT2
14 60A REAR BEC1
17 40A MSB DRVR
21 15A ALC EVA SOL
23 10A ICCM
24 30A RTD
25 30A FPPM
26 5A SPARE/BATT RVC
29 30A UPFIT 2
28 UPFIT 2 RLY
30 25A WPR
34 10A BCK UP LP
35 25A ABS VLV
42 15A PRK LP RT
43 15A PRK LP LT
44 30A UPFIT 3
45 10A ALC RUN/CRANK
47 30A UPFIT 4
48 UPFIT 4 RLY
49 10A REV LP
51 PRK LP RLY
60 10A A/C CONTRL
63 30A UPFIT 1
67 30A TRLR BATT
68 5A HC UPFIT 3 & 4
70 5A VBAT UPFIT 3 & 4
72 UPFIT 1 RLY
74 15A ECM IGN
75 10A MISC IGN SPARE
76 15A TRANS IGN
77 5A HC UPFIT 1 & 2
78 5A VBAT UPFIT 1 & 2
83 10A SPARE/SPARE
84 RUN/CRNK RLY
87 15A ENG
88 20A INJ A ODD
89 20A INJ B EVEN
90 15A O2 B SNSR
91 15A THROT CONT
92 ECM RLY
93 15A HORN
94 15A FOG LP
95 10A LT/RT HI BEAM
100 15A O2 A SNSR
101 30A ECM
102 15A ECM/TCM
103 10A INT HTR AUX
104 40A STRTR
107 10A AERO SHUTTER
109 10A POLICE UPFIT
112 STRTR RLY
114 15A FRT
115 15A RR
116 40A COOL FAN LT
121 20A RT HID
122 20A LT HID
123 40A COOL FAN RT





SAE 0W-20
dexos

SAE 0W-20
dexos

DIESEL ENGINE

DIESEL ENGINE
(If Equipped)
Do not use starting fluids.
immediate engine damage
can result.
MOTEUR DIESEL
(si équipé)
Ne pas utiliser de liquide
de démarrage. Des
dommages immédiats
au moteur pourraient en
résulter.
MOTOR DIESEL
(Si lo tiene)
No use fluidos de arranque.
Se pueden producir daños
inmediatos en el motor

FRONT
REAR
FULL COLD

FULL COLD
PLEIN À FROID

MAX
MIN

MAX
MIN

MAX
MIN


MIN
PP
3

MAX

BOSCH
0 265 005 381
1 138 10063
HC-ET< 05.19/14:12:47

GM 12626076 AABZ 6PK1814
GM 12626076 AABZ 6PK1814

K1814 - EPDM

AADL


02 4129 F A
23135220
AADL
0204811051 0297





DOT 3

DOT 3



DOT 3
SAE 0W-20
dexos

RADIO
MENU
A/C
AUTO
SYNC

MENU
BACK

WARNING
EVEN WITH ADVANCED AIR BAGS
RPM
X1000

WARNING
EVEN WITH ADVANCED AIR BAGS
AVERTISSEMENT
MÊME AVEC DES SACS GONFLABLES INTELLIGENTS
TURNING?
PEOPLE ARE CROSSING
VISION ZERO
PASSENGER AIR BAG

WARNING
EVEN WITH ADVANCED AIR BAGS
• Children can be killed or seriously injured by the air bag.
• The back seat is the safest place for children.
• Never put a rear-facing child seat in the front.
• Always use seat belts and child restraints.
• See owner's manual for more information about air bags.
Printed in USA
15804773
AVERTISSEMENT
MÊME AVEC DES SACS GONFLABLES INTELLIGENTS
• Les enfants peuvent être tués ou gravement blessés par le sac gonflable.
• Le siège arrière est l'endroit le plus sûr pour les enfants.
• Ne jamais placer à l'avant un siège pour enfant faisant face à l'arrière.
• Toujours utiliser les ceintures de sécurité et les ensembles de retenue pour enfant.
• Voir le guide du propriétaire pour plus d'information à propos des sacs gonflables.

PASSENGER AIR BAG

WARNING
EVEN WITH ADVANCED AIR BAGS
• Children can be killed or seriously injured by the air bag.
• The back seat is the safest place for children.
• Never put a rear-facing child seat in the front.
• Always use seat belts and child restraints.
• See owner's manual for more information about air bags.
Printed in USA
15804773
AVERTISSEMENT
MÊME AVEC DES SACS GONFLABLES INTELLIGENTS
• Les enfants peuvent être tués ou gravement blessés par le sac gonflable.
• Le siège arrière est l'endroit le plus sûr pour les enfants.
• Ne jamais placer à l'avant un siège pour enfant faisant face à l'arrière.
• Toujours utiliser les ceintures de sécurité et les ensembles de retenue pour enfant.
• Voir le guide du propriétaire pour plus d'information à propos des sacs gonflables.

RADIO
BACK
REAR CLIMATE
AUTO
A CTRL

SYNC
REAR
REAR
CLIMATE
CTRL

CHEVROLET

5
4
3
2
1

SET
1
2
4b

6½ FEET

REAR

1
2
3
6½ FEET
10 THS
&
100 THS FT

4
3
2
1

PUSH ON







J1
J2
J3
2439597
ASSEMBLED IN USA


GM



GM

1 EMPTY
2 EMPTY
3 EMPTY
4 APO 4 (15A)
5 EMPTY
6 EMPTY
7 EMPTY
8 GLBX (10A)
9 EMPTY
10 EMPTY
11 EMPTY
12 SWC (2A)
13 BCM 8 (20A)
14 EMPTY
15 EMPTY
16 EMPTY
17 EMPTY
18 EMPTY
19 BCM 4 (20A)
20 RSE (10A)
21 S/ROOF (30A)
22 EMPTY
23 EMPTY
24 EMPTY
25 EMPTY
26 INFO/AIRBAG (10A/10A)
27 SPARE/RAIN SNSR (10A/10A)
28 USB / OBS DET (15A)
29 RDO (20A)
30 EMPTY
31 EMPTY
32 EMPTY
33 EMPTY
34 EMPTY
35 EMPTY
36 SEO B2 (30A)
37 SEO (15A)
38 BCM 2 (10A)
39 AC INV (25A)
40 EMPTY
41 EMPTY
42 EMPTY
43 EMPTY
44 RT DR WNDW MTR (30A)
45 FRT BLWR (40A)
46 BCM 6 (15A)
47 BCM 7 (15A)
48 AMP (30A)
49 RT FRT SEAT (30A)
50 APO 3 (15A)
51 EMPTY
52 RAP / ACCY (RLY)
53 EMPTY
54 EMPTY
55 EMPTY
56 EMPTY
23434556

R

1 EMPTY
2 EMPTY
3 EMPTY
4 APO 1 (15A)
5 APO / RAP (50A)
6 APO / BATT (50A)
7 UGDO ISRVM (10A)
8 SEO RAP (10A)
9 EMPTY
10 BCM 3 (20A)
11 BCM 5 (10A)
12 SWC BKLT (2A)
13 EMPTY
14 EMPTY
15 EMPTY
16 DLIS (2A)
17 EMPTY
18 MIR WNDO MDL (5A)
19 BCM 1 (10A)
20 EMPTY
21 EMPTY
22 EMPTY
23 EMPTY
24 HVAC / AUX HVAC IGN (15A/15A)
25 IPC IGN / SDM IGN (10A/10A)
26 TILT COL / SEO
TILT COL LCK1 / SEO (15A/15A)
27 DLC / DSM (10A/10A)
28 PEPS / HVAC BATT (10A/10A)
29 THEFT DTRNT (10A)
30 EMPTY
31 EMPTY
32 EMPTY
33 SEO ALC (15A)
34 PRK ENBL / EAP (15A)
35 EMPTY
36 MISC RUN CRNK (10A)
37 HTD STR WHL (7.5A)
38 TILT COL LCK2 (10A)
39 IPC (10A)
40 EMPTY
41 EMPTY
42 EMPTY
43 LT DR (30A)
44 DRVR PWR SEAT (30A)
45 EMPTY
46 RT HTD CLD SEAT (15A)
47 LT HTD CLD SEAT (15A)
48 EMPTY
49 EMPTY
50 APO 2 (15A)
51 EMPTY
52 RAP / ACCY (RLY)
53 RUN CRNK (RLY)
54 EMPTY
55 EMPTY
56 EMPTY
2343 4557



>PA6-GF10+GB20<

MADE IN GERMANY
2
3
4
5
6
7


11
10
6
8
7
9


11
12
13
14
15
16
17


17
18
19
20
21
22

18
19
20
21
22
23

17
18
19
20
21


16
17
18
19


19
20
21
22


23
24
25
26
27
28
29

29
30
31
32
33
34
35


35
36
37
38
39
40
41


41
42
44


50
51


51
52
53
57


57
58
59
60
61
62
63


63
64
66
67
68
69


69
70
71
72
73
74
75


75
77
78
79
80
81


81
82
83
84
85
86

88
89
86
85

REINFORCED
GERMANY
TIRE
FRONT
REAR
SPARE

















40
41
42
44
101
102
103
104
105
106
107
111
112
50


115
116
117
46
48
49
50
120
121
122
123
124
125
126
127
128
129


50
51
52
53
54
56
126
127
128
129
130
131
132
133
134
135
136
137
138
139
42
39


56
57
58
59
60
61
139
142
143
144
145
146
147
148
149
150
151
152
153
154
155


153 154 155 156 157 158 159 160 161 162 163 164 167

66
67
68
69
70
71
167
168
169
170
171
172
173
174
175
176
177
178
179
180


71
72
73
74
75
179 180 181 182 183 184 185 186 187 188 189 190 191 192 194


77
78
79
80
81
195
196
197
198
199
200
201
202
203
204
205
206
207


8 1
8 2
8 3
8 4
8 5
8 6
205 206 207 208 209 210 211 212 213 214 215 216 217 218 219

8 8
8 9
220
222
223
224
225
226
227
228
229
230
231

231
232
233
234
235
236
237
238
239
240
9 3
9 4

TD113

TD113

TD113

84139303B

E413930 3B 10 TRW
TD113


TD113

TD113

TD113

















RPM
x1000
BRAKE
Speed
0
MPH
30698mi
PRNDM
MPH

RPM
x1000
BRAKE
Speed
0
MPH
30696mi
PRNDM
MPH

RPM
x1000
BRAKE
Speed
0
MPH
30696mi
PRNDM
MPH

RPM
x1000
BRAKE
OFF
Speed
0
MPH
30696mi
PRNDM
MPH

RPM
x1000
Speed
0
MPH
30696mi
PRNDM
MPH

RPM
x1000
Speed
0
MPH
30696mi
PRNDM
MPH

RPM
x1000
Speed
0
MPH
30696mi
PRNDM
MPH

CHEVR


PUSH ON
PUSH ON

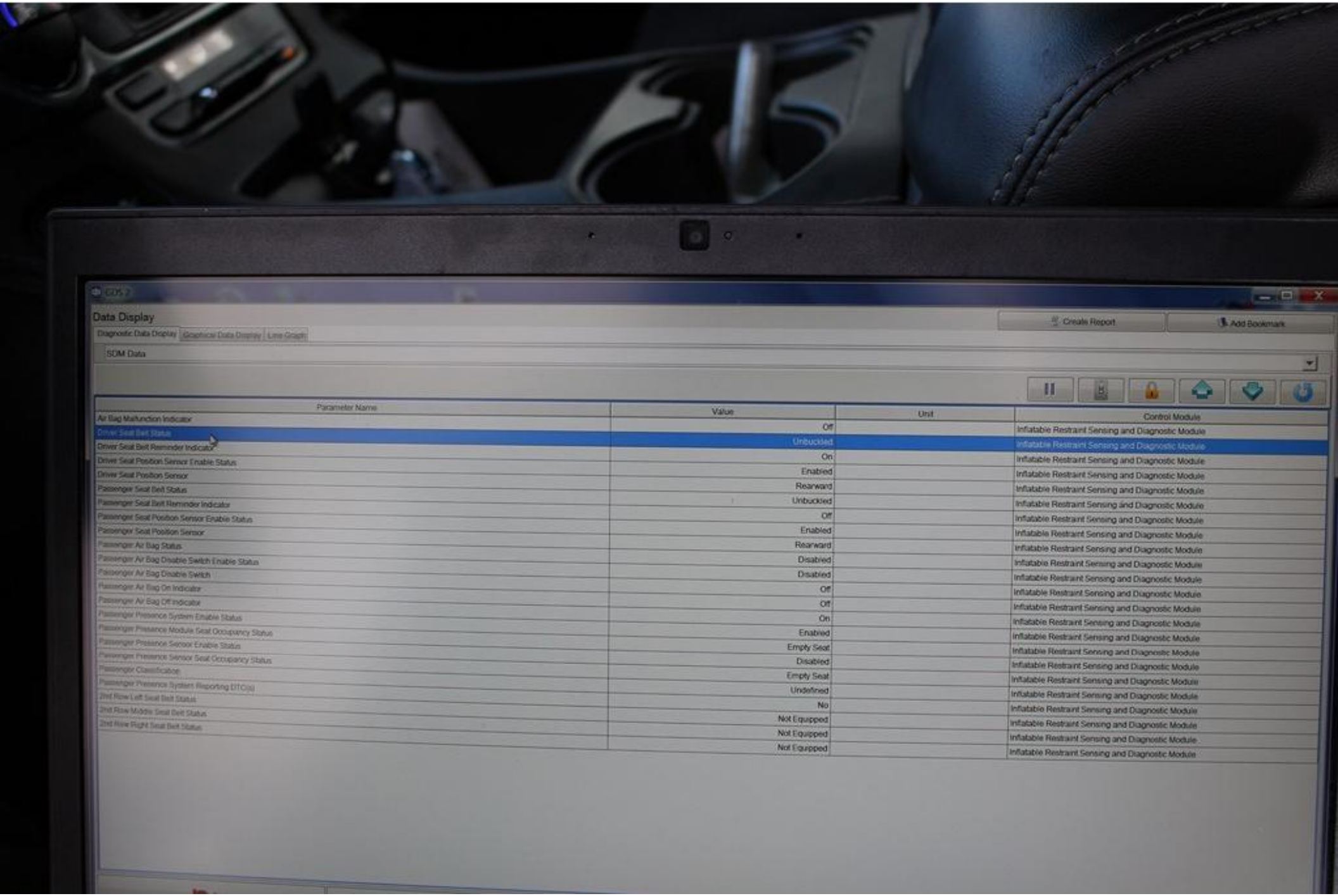
Data Display
Diagnostic Data Display
Graphical Data Display
Line Graph
Create Report
Add Bookmark
SDM Data
Parameter Name
Value
Unit
Control Module
Air Bag Malfunction Indicator
Off
Inflatable Restraint Sensing and Diagnostic Module
Driver Seat Belt Status
Unbuckled
Inflatable Restraint Sensing and Diagnostic Module
Driver Seat Belt Reminder Indicator
On
Inflatable Restraint Sensing and Diagnostic Module
Driver Seat Position Sensor Enable Status
Enabled
Inflatable Restraint Sensing and Diagnostic Module
Driver Seat Position Sensor
Rearward
Inflatable Restraint Sensing and Diagnostic Module
Passenger Seat Belt Status
Unbuckled
Inflatable Restraint Sensing and Diagnostic Module
Passenger Seat Belt Reminder Indicator
Off
Inflatable Restraint Sensing and Diagnostic Module
Passenger Seat Position Sensor Enable Status
Enabled
Inflatable Restraint Sensing and Diagnostic Module
Passenger Seat Position Sensor
Rearward
Inflatable Restraint Sensing and Diagnostic Module
Passenger Air Bag Status
Disabled
Inflatable Restraint Sensing and Diagnostic Module
Passenger Air Bag Disable Switch Enable Status
Disabled
Inflatable Restraint Sensing and Diagnostic Module
Passenger Air Bag Disable Switch
Off
Inflatable Restraint Sensing and Diagnostic Module
Passenger Air Bag On Indicator
Off
Inflatable Restraint Sensing and Diagnostic Module
Passenger Air Bag Off Indicator
On
Inflatable Restraint Sensing and Diagnostic Module
Passenger Presence System Enable Status
Enabled
Inflatable Restraint Sensing and Diagnostic Module
Passenger Presence Module Seat Occupancy Status
Empty Seat
Inflatable Restraint Sensing and Diagnostic Module
Passenger Presence Sensor Enable Status
Disabled
Inflatable Restraint Sensing and Diagnostic Module
Passenger Presence Sensor Seat Occupancy Status
Empty Seat
Inflatable Restraint Sensing and Diagnostic Module
Passenger Classification
Undefined
Inflatable Restraint Sensing and Diagnostic Module
Passenger Presence System Reporting DTC(s)
No
Inflatable Restraint Sensing and Diagnostic Module
2nd Row Left Seat Belt Status
Not Equipped
Inflatable Restraint Sensing and Diagnostic Module
2nd Row Middle Seat Belt Status
Not Equipped
Inflatable Restraint Sensing and Diagnostic Module
2nd Row Right Seat Belt Status
Not Equipped
Inflatable Restraint Sensing and Diagnostic Module

Data Display

Diagnostic Data Display | Graphical Data Display | Live Guide

Create Report | Add Bookmark

SDM Data

Parameter Name	Value	Unit	Control Module
Air Bag Malfunction Indicator	Off		Inflatable Restraint Sensing and Diagnostic Module
Driver Seat Belt Status	Buckled		Inflatable Restraint Sensing and Diagnostic Module
Driver Seat Belt Reminder Indicator	Off		Inflatable Restraint Sensing and Diagnostic Module
Driver Seat Position Sensor Enable Status	Enabled		Inflatable Restraint Sensing and Diagnostic Module
Driver Seat Position Sensor	Rearward		Inflatable Restraint Sensing and Diagnostic Module
Passenger Seat Belt Status	Unbuckled		Inflatable Restraint Sensing and Diagnostic Module
Passenger Seat Belt Reminder Indicator	Off		Inflatable Restraint Sensing and Diagnostic Module
Passenger Seat Position Sensor Enable Status	Enabled		Inflatable Restraint Sensing and Diagnostic Module
Passenger Seat Position Sensor	Rearward		Inflatable Restraint Sensing and Diagnostic Module
Passenger Air Bag Status	Disabled		Inflatable Restraint Sensing and Diagnostic Module
Passenger Air Bag Disable Switch Enable Status	Disabled		Inflatable Restraint Sensing and Diagnostic Module
Passenger Air Bag Disable Switch	Off		Inflatable Restraint Sensing and Diagnostic Module
Passenger Air Bag On Indicator	Off		Inflatable Restraint Sensing and Diagnostic Module
Passenger Air Bag Off Indicator	On		Inflatable Restraint Sensing and Diagnostic Module
Passenger Presence System Enable Status	Enabled		Inflatable Restraint Sensing and Diagnostic Module
Passenger Presence Module Seat Occupancy Status	Empty Seat		Inflatable Restraint Sensing and Diagnostic Module
Passenger Presence Sensor Enable Status	Disabled		Inflatable Restraint Sensing and Diagnostic Module
Passenger Presence Sensor Seat Occupancy Status	Empty Seat		Inflatable Restraint Sensing and Diagnostic Module
Passenger Classification	Undefined		Inflatable Restraint Sensing and Diagnostic Module
Passenger Presence System Repairing DTCs	No		Inflatable Restraint Sensing and Diagnostic Module
2nd Row Left Seat Belt Status	Not Equipped		Inflatable Restraint Sensing and Diagnostic Module
2nd Row Middle Seat Belt Status	Not Equipped		Inflatable Restraint Sensing and Diagnostic Module
2nd Row Right Seat Belt Status	Not Equipped		Inflatable Restraint Sensing and Diagnostic Module

Back | Contact Us | Home

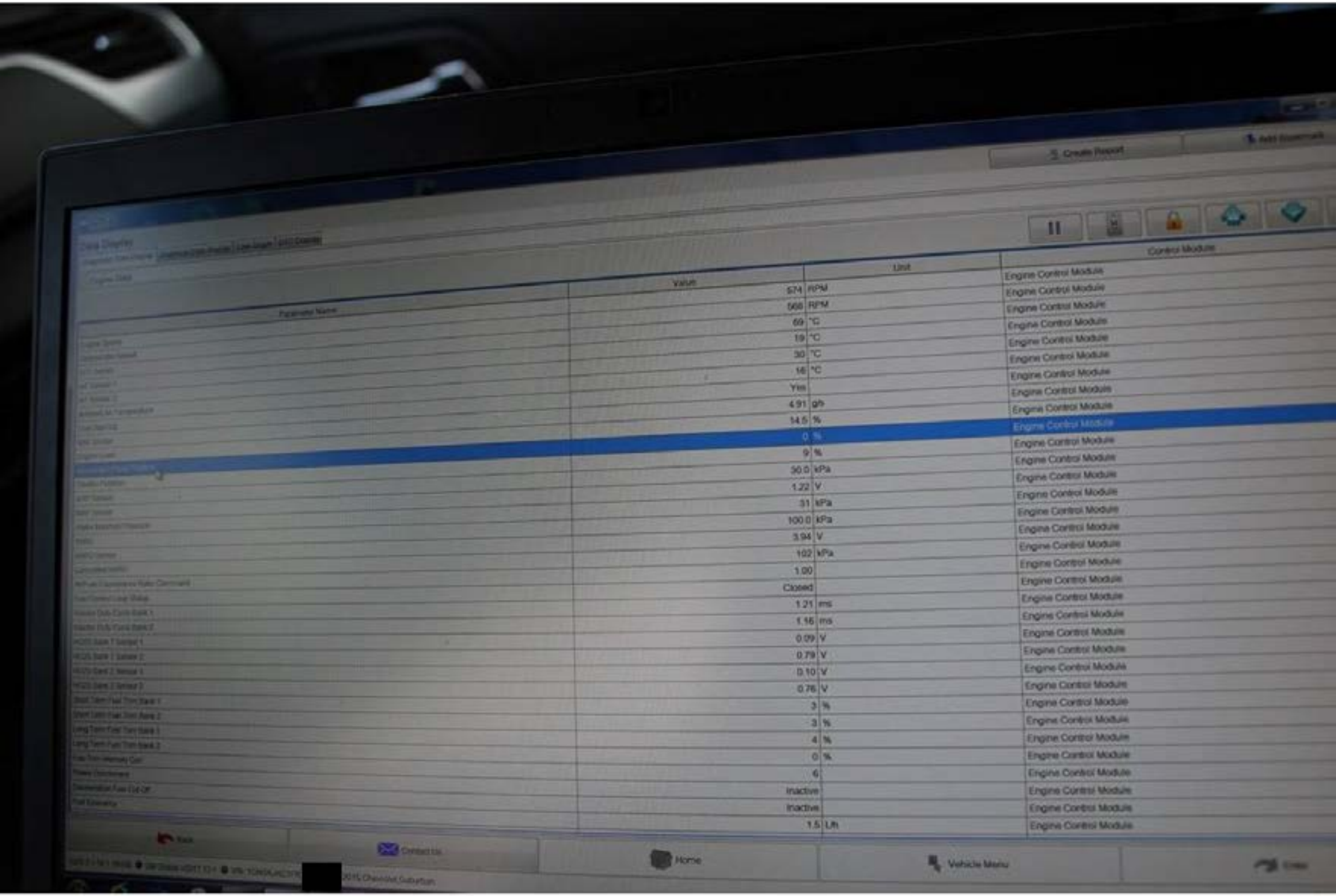

Parameter Name	Value	Unit	Control Module
	574	RPM	Engine Control Module
	568	RPM	Engine Control Module
	69	°C	Engine Control Module
	19	°C	Engine Control Module
	30	°C	Engine Control Module
	16	°C	Engine Control Module
	Yes		Engine Control Module
	4.91	g/s	Engine Control Module
	14.5	%	Engine Control Module
	0	%	Engine Control Module
	9	%	Engine Control Module
	50.0	kPa	Engine Control Module
	1.22	V	Engine Control Module
	31	kPa	Engine Control Module
	100.0	kPa	Engine Control Module
	3.94	V	Engine Control Module
	102	kPa	Engine Control Module
	1.00		Engine Control Module
	Closed		Engine Control Module
	1.21	ms	Engine Control Module
	1.16	ms	Engine Control Module
	0.09	V	Engine Control Module
	0.79	V	Engine Control Module
	0.10	V	Engine Control Module
	0.76	V	Engine Control Module
	3	%	Engine Control Module
	-3	%	Engine Control Module
	4	%	Engine Control Module
	0	%	Engine Control Module
	6		Engine Control Module
	Inactive		Engine Control Module
	Inactive		Engine Control Module
	1.5	L/h	Engine Control Module

Create Report

Back

Contact Us

Home

Vehicle Menu

Exit

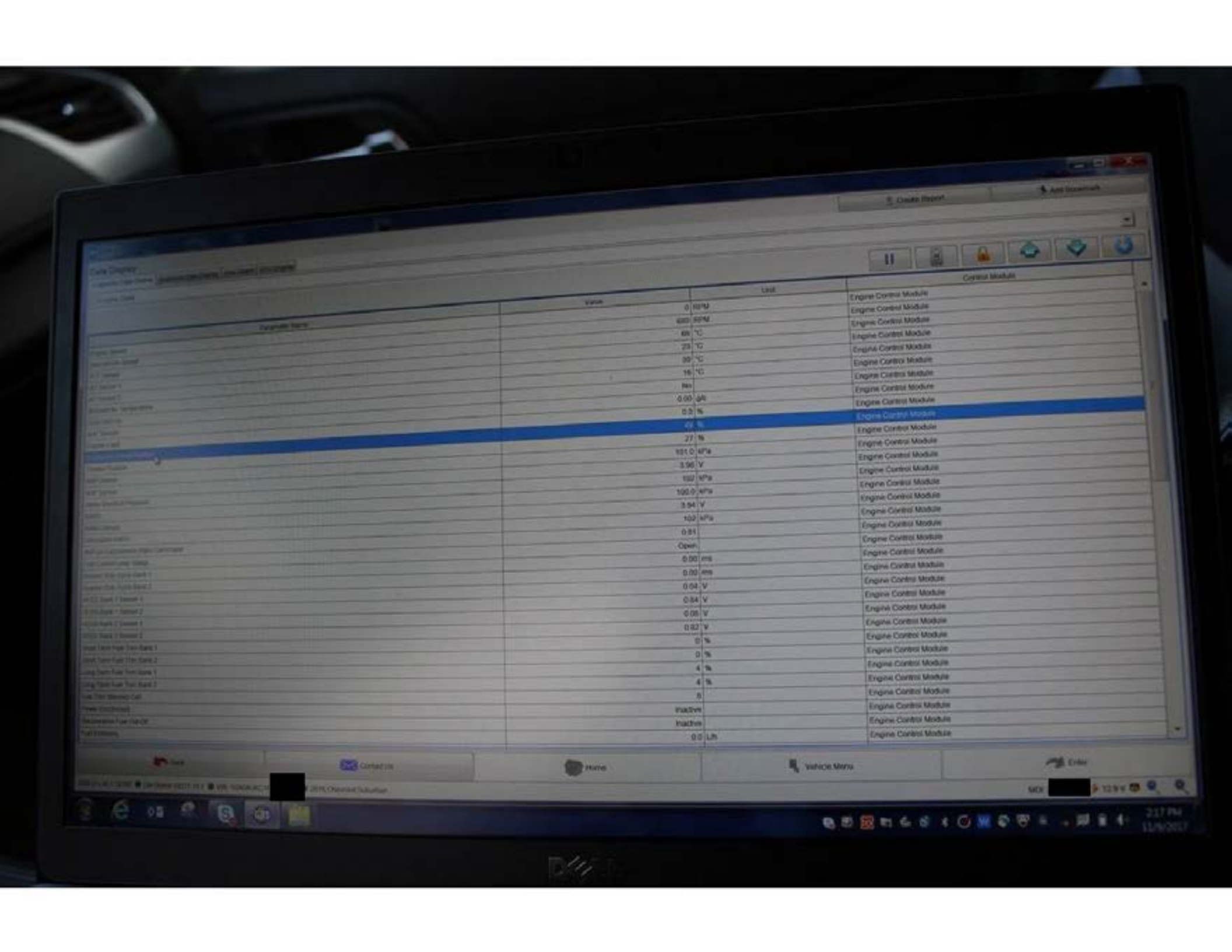

Parameter Name	Value	Unit	Control Module
	0	RPM	Engine Control Module
	600	RPM	Engine Control Module
	69	°C	Engine Control Module
	23	°C	Engine Control Module
	30	°C	Engine Control Module
	16	°C	Engine Control Module
	No		Engine Control Module
	0.00	gA	Engine Control Module
	0.5	%	Engine Control Module
	49	%	Engine Control Module
	27	%	Engine Control Module
	101.0	kPa	Engine Control Module
	3.96	V	Engine Control Module
	102	kPa	Engine Control Module
	100.0	kPa	Engine Control Module
	3.94	V	Engine Control Module
	102	kPa	Engine Control Module
	0.81		Engine Control Module
	Open		Engine Control Module
	0.00	ms	Engine Control Module
	0.00	ms	Engine Control Module
	0.04	V	Engine Control Module
	0.04	V	Engine Control Module
	0.05	V	Engine Control Module
	0.07	V	Engine Control Module
	0	%	Engine Control Module
	0	%	Engine Control Module
	4	%	Engine Control Module
	4	%	Engine Control Module
	5		Engine Control Module
	Inactive		Engine Control Module
	Inactive		Engine Control Module
	0.0	L/h	Engine Control Module

Home

Vehicle Menu

Parameter Name	Value	Unit	Control Module
	0	RPM	Engine Control Module
	680	RPM	Engine Control Module
	69	°C	Engine Control Module
	20	°C	Engine Control Module
	90	°C	Engine Control Module
	16	°C	Engine Control Module
	No		Engine Control Module
	3.00	gm	Engine Control Module
	0.0	%	Engine Control Module
	100	%	Engine Control Module
	27	%	Engine Control Module
	101.0	kPa	Engine Control Module
	3.98	V	Engine Control Module
	102	kPa	Engine Control Module
	100.0	kPa	Engine Control Module
	3.94	V	Engine Control Module
	102	kPa	Engine Control Module
	0.81		Engine Control Module
	Open		Engine Control Module
	0.00	ms	Engine Control Module
	0.00	ms	Engine Control Module
	0.04	V	Engine Control Module
	0.67	V	Engine Control Module
	0.05	V	Engine Control Module
	0.66	V	Engine Control Module
	0	%	Engine Control Module
	0	%	Engine Control Module
	4	%	Engine Control Module
	4	%	Engine Control Module
	8		Engine Control Module
	Inactive		Engine Control Module
	Inactive		Engine Control Module
	0.0	Lift	Engine Control Module

Back | Contact Us | Home | Vehicle Menu | Enter

60 70 80
MPH

Parameter Name	Value	Unit	Control Module
	Closed		Engine Control Module
	1.19	ms	Engine Control Module
	1.14	ms	Engine Control Module
	0.09	V	Engine Control Module
	0.81	V	Engine Control Module
	0.73	V	Engine Control Module
	0.77	V	Engine Control Module
	2	%	Engine Control Module
	2	%	Engine Control Module
	2	%	Engine Control Module
	-2	%	Engine Control Module
	6		Engine Control Module
	Inactive		Engine Control Module
	Inactive		Engine Control Module
	1.5	L/h	Engine Control Module
	12	%	Engine Control Module
	Venting		Engine Control Module
	-0.26	in. H2O	Engine Control Module
	54.5	%	Engine Control Module
	11.6	°	Engine Control Module
	Run		Engine Control Module
	14.77	V	Engine Control Module
	On		Engine Control Module
	On		Engine Control Module
	14.6	V	Engine Control Module
	None		Engine Control Module
	Off		Engine Control Module
	No		Engine Control Module
	OK		Engine Control Module
	OK		Engine Control Module
	Not Run		Engine Control Module
	Inactive		Engine Control Module
	300	kPa	Engine Control Module

Back | Contact Us | Home | Vehicle Menu | Enter

DELL

60
70
80
90
RNDM

Data Display

Parameter Name	Value	Unit	Control Module
	Open		Engine Control Module
	0.00	ms	Engine Control Module
	0.00	ms	Engine Control Module
	0.86	V	Engine Control Module
	0.86	V	Engine Control Module
	0.05	V	Engine Control Module
	0.82	V	Engine Control Module
	0	%	Engine Control Module
	0	%	Engine Control Module
	2	%	Engine Control Module
	2	%	Engine Control Module
	14		Engine Control Module
	Inactive		Engine Control Module
	Inactive		Engine Control Module
	0.0	L/h	Engine Control Module
	0	%	Engine Control Module
	Venting		Engine Control Module
	0.09	in. H2O	Engine Control Module
	54.5	%	Engine Control Module
	20.5	°	Engine Control Module
	Accessory		Engine Control Module
	0.00	V	Engine Control Module
	On		Engine Control Module
	Off		Engine Control Module
	0.3	V	Engine Control Module
	None		Engine Control Module
	Off		Engine Control Module
	No		Engine Control Module
	OK		Engine Control Module
	Malfunction		Engine Control Module
	Not Run		Engine Control Module
	Inactive		Engine Control Module
	354	kPa	Engine Control Module

Exit | Contact Us | Home | Vehicle Menu | Enter

2016 Chevrolet Suburban

2:18 PM
11/9/2017

Parameter Name	Value	Unit	Control Module
	Open		Engine Control Module
	0.00	ms	Engine Control Module
	0.00	ms	Engine Control Module
	0.04	V	Engine Control Module
	0.91	V	Engine Control Module
	0.05	V	Engine Control Module
	0.87	V	Engine Control Module
	0	%	Engine Control Module
	0	%	Engine Control Module
	2	%	Engine Control Module
	-2	%	Engine Control Module
	14		Engine Control Module
	Inactive		Engine Control Module
	Inactive		Engine Control Module
	0.0	L/h	Engine Control Module
	0	%	Engine Control Module
	Venting		Engine Control Module
	0.12	in. H2O	Engine Control Module
	34.5	%	Engine Control Module
	20.5	°	Engine Control Module
	Off		Engine Control Module
	0.00	V	Engine Control Module
	On		Engine Control Module
	Off		Engine Control Module
	0.3	V	Engine Control Module
	None		Engine Control Module
	Off		Engine Control Module
	No		Engine Control Module
	OK		Engine Control Module
	Malfunction		Engine Control Module
	Not Run		Engine Control Module
	Inactive		Engine Control Module
	372	kPa	Engine Control Module

Quick Display

Save | Contact Us | Home | Vehicle Menu | Exit

[redacted]

DELL

Data Display

Diagnostic Data Display | Graphical Data Display | Line Graph

Antilock Braking Data

Parameter Name	Value	Unit	Control Module
System Voltage	14.94	V	Electronic Brake Control Module
ABS Pump Motor Voltage	5.56	V	Electronic Brake Control Module
Brake Pressure Sensor	2314	N*s	Electronic Brake Control Module
Brake Pressure Sensor	0.51	V	Electronic Brake Control Module
Left Front Wheel Speed Sensor	0	km/h	Electronic Brake Control Module
Right Front Wheel Speed Sensor	0	km/h	Electronic Brake Control Module
Left Rear Wheel Speed Sensor	0	km/h	Electronic Brake Control Module
Right Rear Wheel Speed Sensor	0	km/h	Electronic Brake Control Module
Lateral Acceleration Signal	0	m/s²	Electronic Brake Control Module
Yaw Rate Signal	0	%	Electronic Brake Control Module
Steering Wheel Angle	17.5	°	Electronic Brake Control Module
Requested Torque	99	%	Electronic Brake Control Module
Delivered Torque	40	%	Electronic Brake Control Module
[illegible]	Inactive		Electronic Brake Control Module
[illegible]	Inactive		Electronic Brake Control Module
[illegible]	Inactive		Electronic Brake Control Module
[illegible]	OK		Electronic Brake Control Module
[illegible]	OK		Electronic Brake Control Module
[illegible]	OK		Electronic Brake Control Module
[illegible]	OK		Electronic Brake Control Module
[illegible]	OK		Electronic Brake Control Module
[illegible]	OK		Electronic Brake Control Module
[illegible]	OK		Electronic Brake Control Module
[illegible]	4.96	V	Electronic Brake Control Module
[illegible]	-86	N*s	Electronic Brake Control Module

Back | Contact Us | Home | Vehicle Menu | Log

[redacted] 2013 Chevrolet Suburban

Data Display

Diagnostic Data Display | Graphical Data Display | Line Graph

Antilock Braking Data

Parameter Name	Value	Unit	Control Module
System Voltage	14.01	V	Electronic Brake Control Module
ABS Pump Motor Voltage	0.00	V	Electronic Brake Control Module
Brake Pressure Sensor	8141	kPa	Electronic Brake Control Module
Brake Pressure Sensor	1.35	V	Electronic Brake Control Module
Left Front Wheel Speed Sensor	0	km/h	Electronic Brake Control Module
Right Front Wheel Speed Sensor	0	km/h	Electronic Brake Control Module
Left Rear Wheel Speed Sensor	0	km/h	Electronic Brake Control Module
Right Rear Wheel Speed Sensor	0	km/h	Electronic Brake Control Module
Lateral Acceleration Signal	-0	mxF	Electronic Brake Control Module
Yaw Rate Signal	1	°/s	Electronic Brake Control Module
Steering Wheel Angle	17.6	°	Electronic Brake Control Module
Requested Torque	69	%	Electronic Brake Control Module
Delivered Torque	40	%	Electronic Brake Control Module
Brake Pedal Position Sensor	Active		Electronic Brake Control Module
Traction Control System Status	Inactive		Electronic Brake Control Module
Vehicle Stability System Status	Inactive		Electronic Brake Control Module
Brake Fluid Level Sensor	OK		Electronic Brake Control Module
Antilock Braking System	OK		Electronic Brake Control Module
Traction Control System	OK		Electronic Brake Control Module
Vehicle Stability System	OK		Electronic Brake Control Module
Panic Brake Assist Status	OK		Electronic Brake Control Module
Dynamic Rear Proportioning Status	OK		Electronic Brake Control Module
Brake Booster Vacuum Sensor Supply	4.96	V	Electronic Brake Control Module
Brake Booster Vacuum Sensor	63	kPa	Electronic Brake Control Module

Back | Contact Us | Home | Vehicle Menu | Exit

[redacted] 2015 Chevrolet Suburban



WARNING