INFORMATION REDACTED PURSUANT TOTHE FREEDOM
OF INFORMATION ACT (FOIA), 5 U.S.C.552(B)(6)

PE18-012

GM

3-27-2019

Q3

[redacted]

[redacted]

PART 1 OF 2









8L










3444190
THYV AA
15753 K
/15/2014
06100101090C
ABJF
MADE IN CANADA LW855

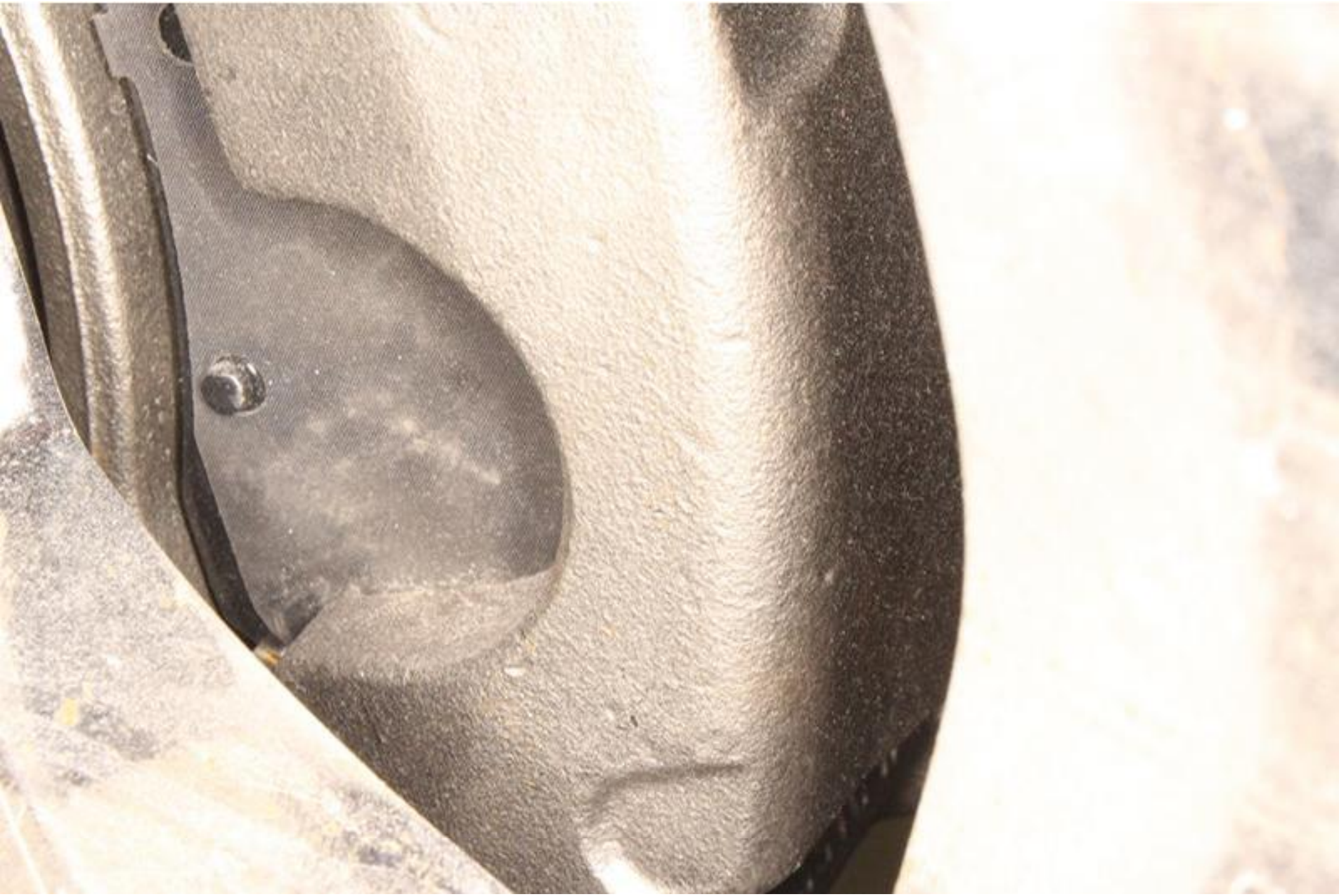

Parker 2041 16mm I.D. 5/8" - R134a - 0924

GOODYEAR

23'208



ROTARY LIFT

















MADE IN
MEXICO



TD09







RPM
x1000
0
1
2
3
4
5
6
0
10
20
30
40
50
60
70
80
90
100
110
120
130
140
14
19
210
260
1/2
F
0
40
80

RPM
x1000
BRAKE
ABS
E
1/2
F

RPM
x1000
BRAKE
OFF
Hood Open
Dismiss

RPM
x1000
BRAKE
OFF
Hood Open
Dismiss

RPM
x1000
0
1
2
3
4
5
6
9
19
160
260
Informa
Hood Open
Dismiss

Service
Stabilitrak
Dismiss
PRNDM
5
6
40
30
20
10
0

Service
Trailer Brake System
Dismiss
PRNDM

Service
Brake Assist
Dismiss
PRNDM

Information
Hood Open
Dismiss
PRNDM

Speed
0
MPH
51129 mi
PRNDM

Little Tree
BOSCH
CDR
CRASH DATA
RETRIEVAL
CAN plus

BOSCH
Part No. F-00K-108-954
Type ES6506.2
Serial-No 1543V03901
PD 10/15 U[V] 9-16VDC
P[W] 3.5W F[Hz]
Robert Bosch LLC
Made in USA
Little Tikes

Data Display

Diagnostic Data Display | Graphical Data Display | Line Graph

Data Display

Parameter Name	Value	Unit	Control Module
Ignition Cycle Counter	2044		Power Steering Control Module
Calculated System Temperature	31	°C	Power Steering Control Module
Steering Wheel Angle	0	°	Power Steering Control Module
[illegible]	-0	N m	Power Steering Control Module
Power Steering Motor Overload Protection Counter	0	Counts	Power Steering Control Module
Power Steering Control Module SPS Calibration Status	Complete		Power Steering Control Module
Power Steering Control Module Center Procedure	Complete		Power Steering Control Module
Engine Speed	0	RPM	Power Steering Control Module
Vehicle Speed	0	km/h	Power Steering Control Module
Motor Feedback Current	0.0	A	Power Steering Control Module
Estimated Torque	0	N m	Power Steering Control Module
Ignition Mode	Run		Power Steering Control Module
Battery Voltage	12.7	V	Power Steering Control Module
Driving Capability	No		Power Steering Control Module

Back | Contact Us | Home | Vehicle Menu | Enter

VIN: 1GCVKSEJ7E[redacted] 2014 Chevrolet Silverado 1GC V

MDI: 22146064 12.7 V

2:19 PM

AIRBAG

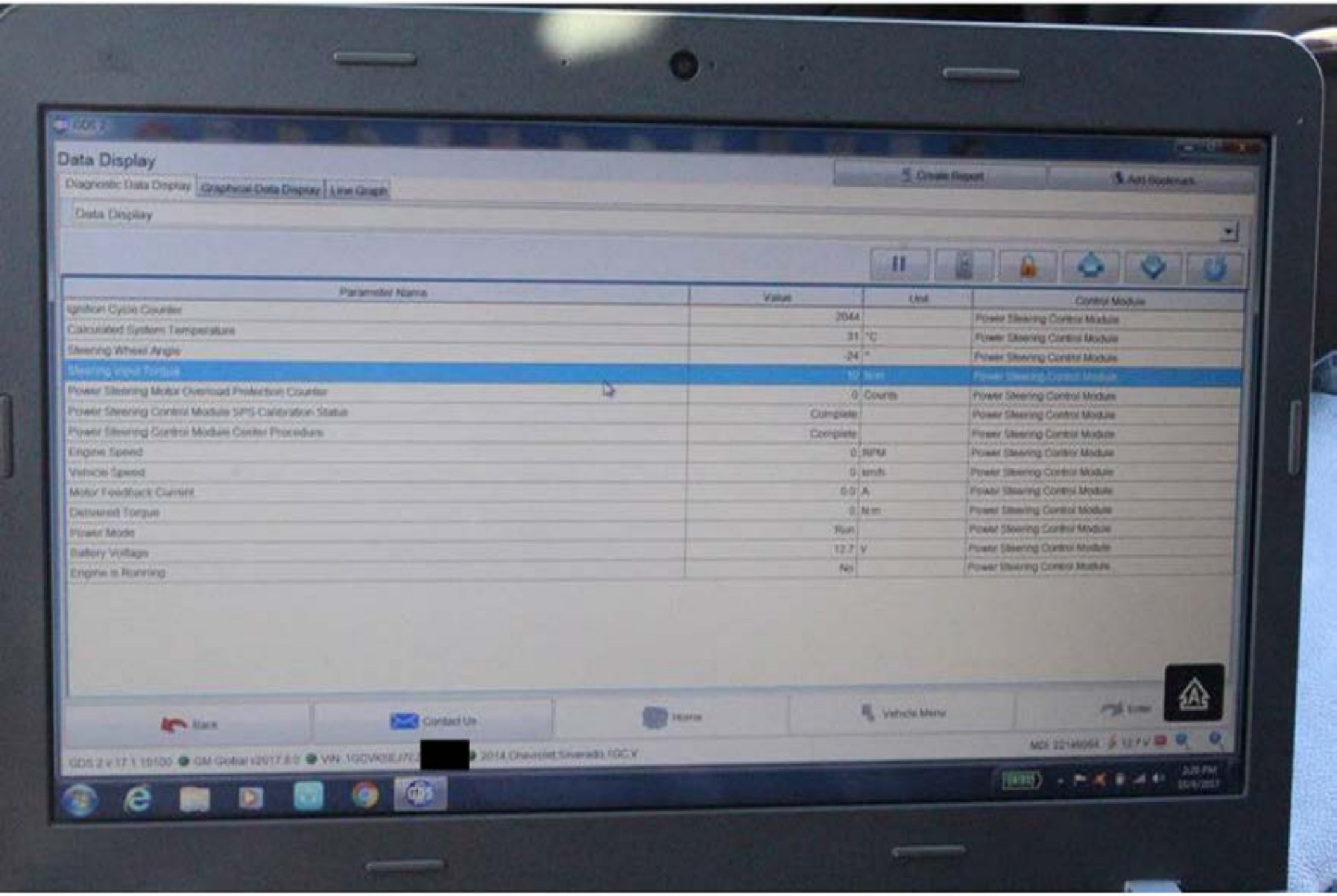
Data Display
Diagnostic Data Display
Graphical Data Display
Line Graph
Create Report
Add Bookmark
Data Display
Parameter Name
Value
Unit
Control Module
Ignition Cycle Counter
2044
Power Steering Control Module
Calculated System Temperature
31
°C
Power Steering Control Module
Steering Wheel Angle
-24
°
Power Steering Control Module
Steering Input Torque
10
Power Steering Control Module
Power Steering Motor Overload Protection Counter
0
Counts
Power Steering Control Module
Power Steering Control Module SPS Calibration Status
Complete
Power Steering Control Module
Power Steering Control Module Center Procedure
Complete
Power Steering Control Module
Engine Speed
0
RPM
Power Steering Control Module
Vehicle Speed
0
km/h
Power Steering Control Module
Motor Feedback Current
0.0
A
Power Steering Control Module
Delivered Torque
0
N.m
Power Steering Control Module
Power Mode
Run
Power Steering Control Module
Battery Voltage
12.7
V
Power Steering Control Module
Engine is Running
No
Power Steering Control Module
Back
Contact Us
Home
Vehicle Menu
Enter
[redacted]

AIRBAG

GDS 2

Data Display

Diagnostic Data Display | Graphical Data Display | Line Graph

Create Report | Add Bookmark

Data Display

Parameter Name	Value	Unit	Control Module
Ignition Cycle Counter	2044		Power Steering Control Module
Calculated System Temperature	31	°C	Power Steering Control Module
Steering Wheel Angle	-3	°	Power Steering Control Module
Steering Input Torque	-2	N·m	Power Steering Control Module
Power Steering Motor Overload Protection Counter	0	Counts	Power Steering Control Module
Power Steering Control Module SPS Calibration Status	Complete		Power Steering Control Module
Power Steering Control Module Center Procedure	Complete		Power Steering Control Module
Engine Speed	0	RPM	Power Steering Control Module
Vehicle Speed	0	km/h	Power Steering Control Module
Motor Feedback Current	0.0	A	Power Steering Control Module
Delivered Torque	0	N·m	Power Steering Control Module
Power Mode	Run		Power Steering Control Module
Battery Voltage	12.6	V	Power Steering Control Module
Engine is Running	No		Power Steering Control Module

Back | Contact Us | Home | Vehicle Menu | Enter

GDS 2 v 17.1.15100 GM Global v2017.6.0 VIN: 1GCVKSEJ7E[redacted] 2014 Chevrolet Silverado 1GC V

MDI: 22146004 12.7 V

AIRBAG
87.9
LO

GDS 2

Data Display

Diagnostic Data Display | Graphical Data Display | Line Graph

Create Report | Add bookmark

Data Display

Parameter Name	Value	Unit	Control Module
Ignition Cycle Counter	2044		Power Steering Control Module
Calculated System Temperature	31	°C	Power Steering Control Module
Steering Wheel Angle	19	°	Power Steering Control Module
Steering Input Torque	-12	N m	Power Steering Control Module
Power Steering Motor Overload Protection Counter	0	Counts	Power Steering Control Module
Power Steering Control Module SPS Calibration Status	Complete		Power Steering Control Module
Power Steering Control Module Center Procedure	Complete		Power Steering Control Module
Engine Speed	0	RPM	Power Steering Control Module
Vehicle Speed	0	km/h	Power Steering Control Module
Motor Feedback Current	0.0	A	Power Steering Control Module
Delivered Torque	0	N m	Power Steering Control Module
Power Mode	Run		Power Steering Control Module
Battery Voltage	12.6	V	Power Steering Control Module
Engine Is Running	No		Power Steering Control Module

Back | Contact Us | Home | Vehicle Menu | Enter

GDS 2 v.17.1.16100 | GM Global v2017.6.0 | VIN: 1GCVKSEJ7E[redacted] | 2014 Chevrolet Silverado 1GC V

AIRBAG

GDS 2

Data Display

Diagnostic Data Display | Graphical Data Display | Line Graph

Create Report | Add Bookmark

Data Display

Parameter Name	Value	Unit	Control Module
Ignition Cycle Counter	2044		Power Steering Control Module
Calculated System Temperature	31	°C	Power Steering Control Module
Steering Wheel Angle	2	°	Power Steering Control Module
Steering Input Torque	4	N m	Power Steering Control Module
Power Steering Motor Overload Protection Counter	0	Counts	Power Steering Control Module
Power Steering Control Module SPS Calibration Status	Complete		Power Steering Control Module
Power Steering Control Module Center Procedure	Complete		Power Steering Control Module
Engine Speed	0	RPM	Power Steering Control Module
Vehicle Speed	0	km/h	Power Steering Control Module
Motor Feedback Current	0.0	A	Power Steering Control Module
Delivered Torque	0	N m	Power Steering Control Module
Power Mode	Run		Power Steering Control Module
Battery Voltage	12.8	V	Power Steering Control Module
Engine is Running	No		Power Steering Control Module

Back | Contact Us | Home | Vehicle Menu | Enter

GDS 2 v.17.1.16100 GM Global v2017.8.0 VIN: 1GCVKSEJ7EZ[redacted] 2014 Chevrolet Silverado 1GC V

AIRBAG

GDS 2

Data Display

Diagnostic Data Display | Graphical Data Display | Line Graph

Create Report | Add Bookmark

Antilock Braking Data

Parameter Name	Value	Unit	Control Module
System Voltage	12.61	V	Electronic Brake Control Module
ABS Pump Motor Voltage	0.00	V	Electronic Brake Control Module
Brake Pressure Sensor	2314	kPa	Electronic Brake Control Module
Brake Pressure Sensor	0.81	V	Electronic Brake Control Module
Left Front Wheel Speed Sensor	0	km/h	Electronic Brake Control Module
Right Front Wheel Speed Sensor	0	km/h	Electronic Brake Control Module
Left Rear Wheel Speed Sensor	0	km/h	Electronic Brake Control Module
Right Rear Wheel Speed Sensor	0	km/h	Electronic Brake Control Module
Lateral Acceleration Signal	-0	m/s²	Electronic Brake Control Module
Yaw Rate Signal	0	°/s	Electronic Brake Control Module
Steering Wheel Angle	1.3	°	Electronic Brake Control Module
Requested Torque	69	%	Electronic Brake Control Module
Delivered Torque	39	%	Electronic Brake Control Module
Brake Motor Rotation Sensor	Inactive		Electronic Brake Control Module
Traction Control System Status	Inactive		Electronic Brake Control Module
Vehicle Stability System Status	Inactive		Electronic Brake Control Module
Brake Fluid Level Sensor	OK		Electronic Brake Control Module
Antilock Braking System	OK		Electronic Brake Control Module
Traction Control System	OK		Electronic Brake Control Module
Vehicle Stability System	Malfunction		Electronic Brake Control Module

Back | Contact Us | Home | Vehicle Menu | Help

GDS 2 v 17.1.16100 GM Global v2017.6.0 VIN 1GCVKSEJ7EZ[redacted] 2014 Chevrolet Silverado 1GC1V

Data Display

Diagnostic Data Display | Graphical Data Display | Line Graph

Antilock Braking Data

Parameter Name	Value	Unit	Control Module
System Voltage	12.47	V	Electronic Brake Control Module
ABS Pump Motor Voltage	0.00	V	Electronic Brake Control Module
Brake Pressure Sensor	2403	kPa	Electronic Brake Control Module
Brake Pressure Sensor	0.53	V	Electronic Brake Control Module
Left Front Wheel Speed Sensor	0	km/h	Electronic Brake Control Module
Right Front Wheel Speed Sensor	0	km/h	Electronic Brake Control Module
Left Rear Wheel Speed Sensor	0	km/h	Electronic Brake Control Module
Right Rear Wheel Speed Sensor	0	km/h	Electronic Brake Control Module
Lateral Acceleration Signal	-0	m/s²	Electronic Brake Control Module
Yaw Rate Signal	0	°/s	Electronic Brake Control Module
Steering Wheel Angle	1.4	°	Electronic Brake Control Module
Requested Torque	69	%	Electronic Brake Control Module
Delivered Torque	39	%	Electronic Brake Control Module
Brake Pedal Pressure Sensor	[illegible]		[illegible]
Traction Control System Status	Inactive		Electronic Brake Control Module
Vehicle Stability System Status	Inactive		Electronic Brake Control Module
Brake Fluid Level Sensor	OK		Electronic Brake Control Module
Antilock Braking System	OK		Electronic Brake Control Module
Traction Control System	OK		Electronic Brake Control Module
Vehicle Stability System	Malfunction		Electronic Brake Control Module

Back | Contact Us | Home | Vehicle Menu | Exit

GDS 2 v 17.1.18100 | GM Global v2017.6.0 | VIN: 1GCVKSE/7E[redacted] | 2014 Chevrolet Silverado 1GC V

GDS 2

Data Display

Diagnostic Data Display | Graphical Data Display | Line Graph

Antilock Braking Data

Create Report | All Diagnostic

Parameter Name	Value	Unit	Control Module
System Voltage	12.61	V	Electronic Brake Control Module
ABS Pump Motor Voltage	0.00	V	Electronic Brake Control Module
Brake Pressure Sensor	2314	kPa	Electronic Brake Control Module
Brake Pressure Sensor	0.01	V	Electronic Brake Control Module
Left Front Wheel Speed Sensor	0	km/h	Electronic Brake Control Module
Right Front Wheel Speed Sensor	0	km/h	Electronic Brake Control Module
Left Rear Wheel Speed Sensor	0	km/h	Electronic Brake Control Module
Right Rear Wheel Speed Sensor	0	km/h	Electronic Brake Control Module
Lateral Acceleration Signal	-0	m/s²	Electronic Brake Control Module
Yaw Rate Signal	0	°/s	Electronic Brake Control Module
Steering Wheel Angle	1.3	°	Electronic Brake Control Module
Requested Torque	69	%	Electronic Brake Control Module
Delivered Torque	38	%	Electronic Brake Control Module
Brake Pedal Position Sensor	Inactive		Electronic Brake Control Module
Traction Control System Status	Inactive		Electronic Brake Control Module
Vehicle Stability System Status	Inactive		Electronic Brake Control Module
Brake Fluid Level Sensor	OK		Electronic Brake Control Module
Antilock Braking System	OK		Electronic Brake Control Module
Traction Control System	OK		Electronic Brake Control Module
Vehicle Stability System	Malfunction		Electronic Brake Control Module

Back | Contact Us | Home | Vehicle Menu | Exit

GDS 2 v.17.1.18100 | GM Global v2017.6.0 | VIN: 1GCVKSEJ7E[redacted] | 2014 Chevrolet Silverado 1GC V

Data Display

Diagnostic Data Display | Graphical Data Display | Line Graph

Create Report | Add Bookmark

SDM Data

Parameter Name	Value	Unit	Control Module
Air Bag Malfunction Indicator	Off		Inflatable Restraint Sensing and Diagnostic Module
Driver Seat Belt Reminder Indicator	Unbuckled		Inflatable Restraint Sensing and Diagnostic Module
Driver Seat Position Sensor Enable Status	On		Inflatable Restraint Sensing and Diagnostic Module
Driver Seat Position Sensor	Enabled		Inflatable Restraint Sensing and Diagnostic Module
Passenger Seat Belt Status	Rearward		Inflatable Restraint Sensing and Diagnostic Module
Passenger Seat Belt Reminder Indicator	Unbuckled		Inflatable Restraint Sensing and Diagnostic Module
Passenger Seat Position Sensor Enable Status	Off		Inflatable Restraint Sensing and Diagnostic Module
Passenger Seat Position Sensor	Enabled		Inflatable Restraint Sensing and Diagnostic Module
Passenger Air Bag Status	Rearward		Inflatable Restraint Sensing and Diagnostic Module
Passenger Air Bag Enable Switch Enable Status	Disabled		Inflatable Restraint Sensing and Diagnostic Module
Passenger Air Bag Disable Switch	Disabled		Inflatable Restraint Sensing and Diagnostic Module
Passenger Air Bag On Indicator	Off		Inflatable Restraint Sensing and Diagnostic Module
Passenger Air Bag Off Indicator	Off		Inflatable Restraint Sensing and Diagnostic Module
Passenger Presence System Enable Status	On		Inflatable Restraint Sensing and Diagnostic Module
Passenger Presence Module Seat Occupancy Status	Enabled		Inflatable Restraint Sensing and Diagnostic Module
Passenger Presence Sensor Enable Status	Empty Seat		Inflatable Restraint Sensing and Diagnostic Module
Passenger Presence Sensor Seat Occupancy Status	Detected		Inflatable Restraint Sensing and Diagnostic Module
Passenger Classification	Empty Seat		Inflatable Restraint Sensing and Diagnostic Module
Passenger Presence System Reporting DTCs	Undefined		Inflatable Restraint Sensing and Diagnostic Module
	No		Inflatable Restraint Sensing and Diagnostic Module

Back | Diagnostic Info | Home | Menu | Enter

[redacted]

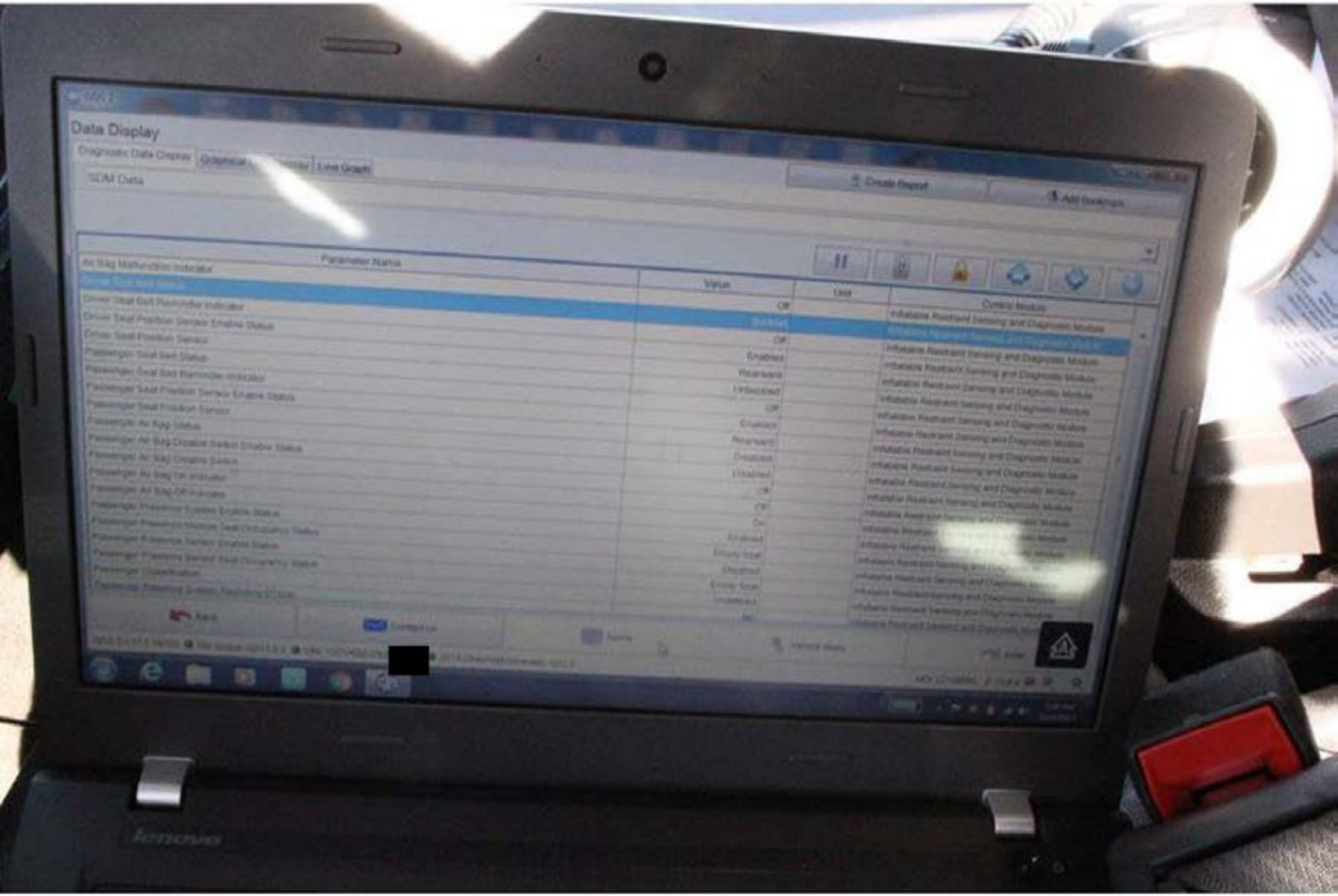
Data Display
Diagnostic Data Display
Graphical
Line Graph
SDM Data
Create Report
Add Bookmark
Parameter Name
Value
Unit
Owner Module
Air Bag Malfunction Indicator
Driver Seat Belt Reminder Indicator
Driver Seat Position Sensor Enable Status
Driver Seat Position Sensor
Passenger Seat Belt Status
Passenger Seat Belt Reminder Indicator
Passenger Seat Position Sensor Enable Status
Passenger Seat Position Sensor
Passenger Air Bag Status
Passenger Air Bag Disable Switch Enable Status
Passenger Air Bag Disable Switch
Passenger Air Bag On Indicator
Passenger Air Bag Off Indicator
Passenger Presence System Enable Status
Passenger Presence Module Seat Occupancy Status
Passenger Presence Sensor Enable Status
Passenger Presence Sensor Seat Occupancy Status
Passenger Classification
Passenger Presence System Feature Status
Off
Enabled
Rearward
Unbocked
Enabled
Rearward
Disabled
Unbocked
Off
Off
On
Enabled
Empty Seat
Disabled
Empty Seat
Unbocked
Inflatable Restraint Sensing and Diagnostic Module
Rank
Contact Us
Save
Internet Status
Help
[redacted]

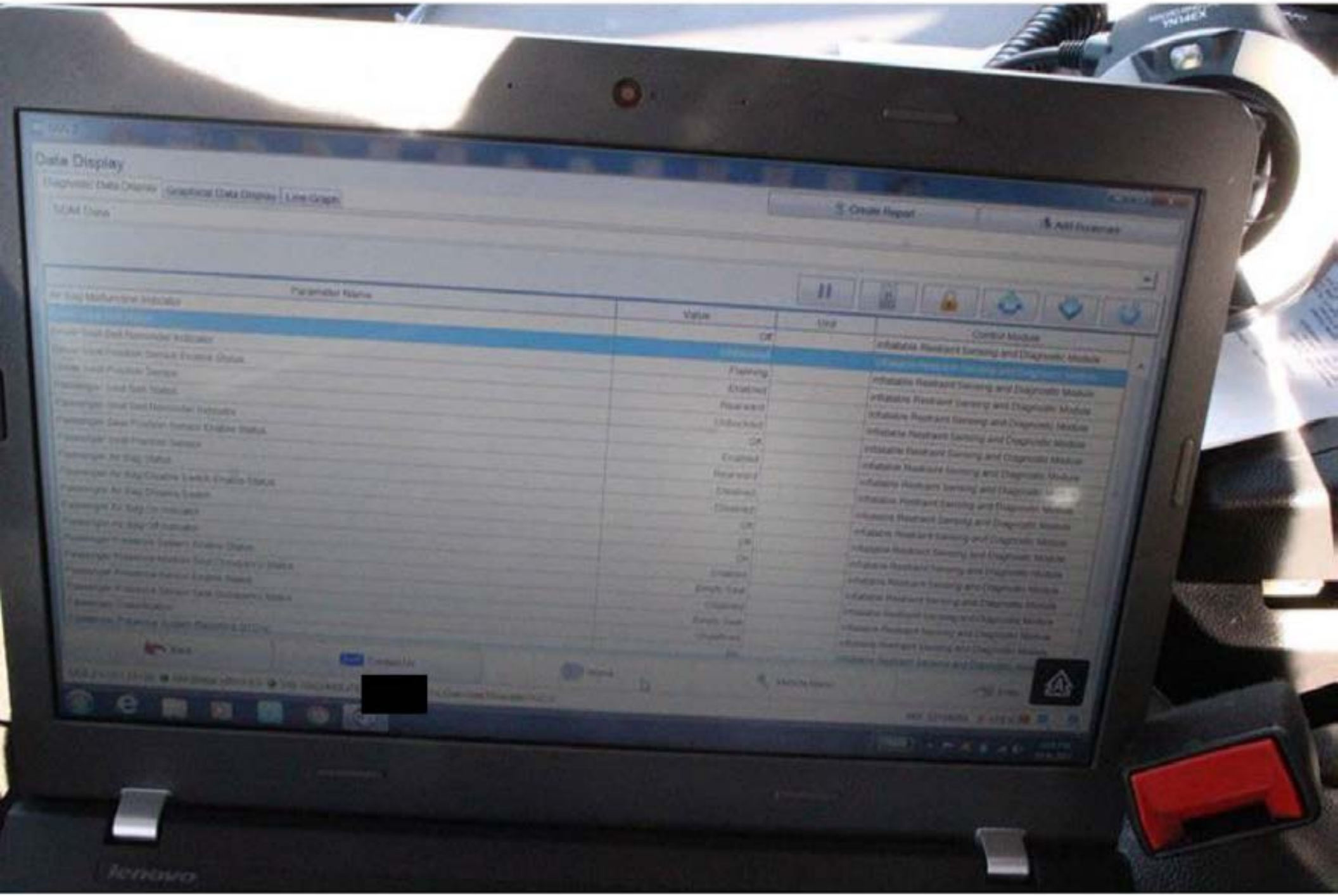
Data Display
Parameter Name
Value
Unit
Control Module
lenovo

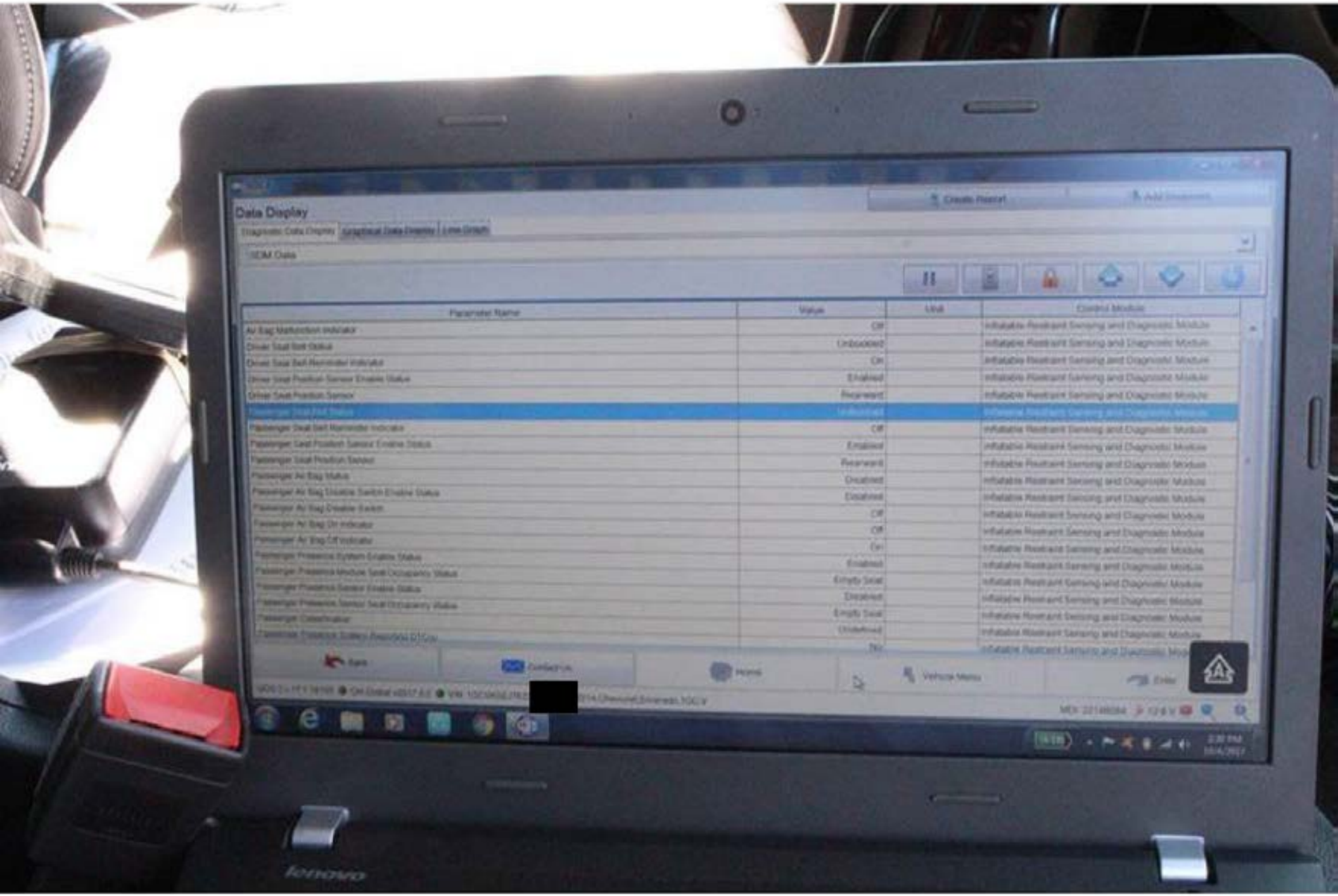
Data Display
SDM Data
Parameter Name
Value
Unit
Control Module
Air Bag Malfunction Indicator
Off
Driver Seat Belt Status
Unbuckled
Driver Seat Belt Reminder Indicator
On
Driver Seat Position Sensor Enable Status
Enabled
Driver Seat Position Sensor
Rearward
Passenger Seat Belt Status
Passenger Seat Belt Reminder Indicator
Off
Passenger Seat Position Sensor Enable Status
Enabled
Passenger Seat Position Sensor
Rearward
Passenger Air Bag Status
Disabled
Passenger Air Bag Disable Switch Enable Status
Disabled
Passenger Air Bag Enable Switch
Off
Passenger Air Bag On Indicator
Off
Passenger Air Bag Off Indicator
On
Passenger Presence System Enable Status
Enabled
Passenger Presence Module Seat Occupancy Status
Empty Seat
Passenger Presence Sensor Enable Status
Disabled
Passenger Presence Sensor Seat Occupancy Status
Empty Seat
Passenger Classification
Undefined
Passenger Classification Sensor Resistance Ω/Gain
No
Back
Contact Us
Home
Vehicle Menu
Enter
lenovo

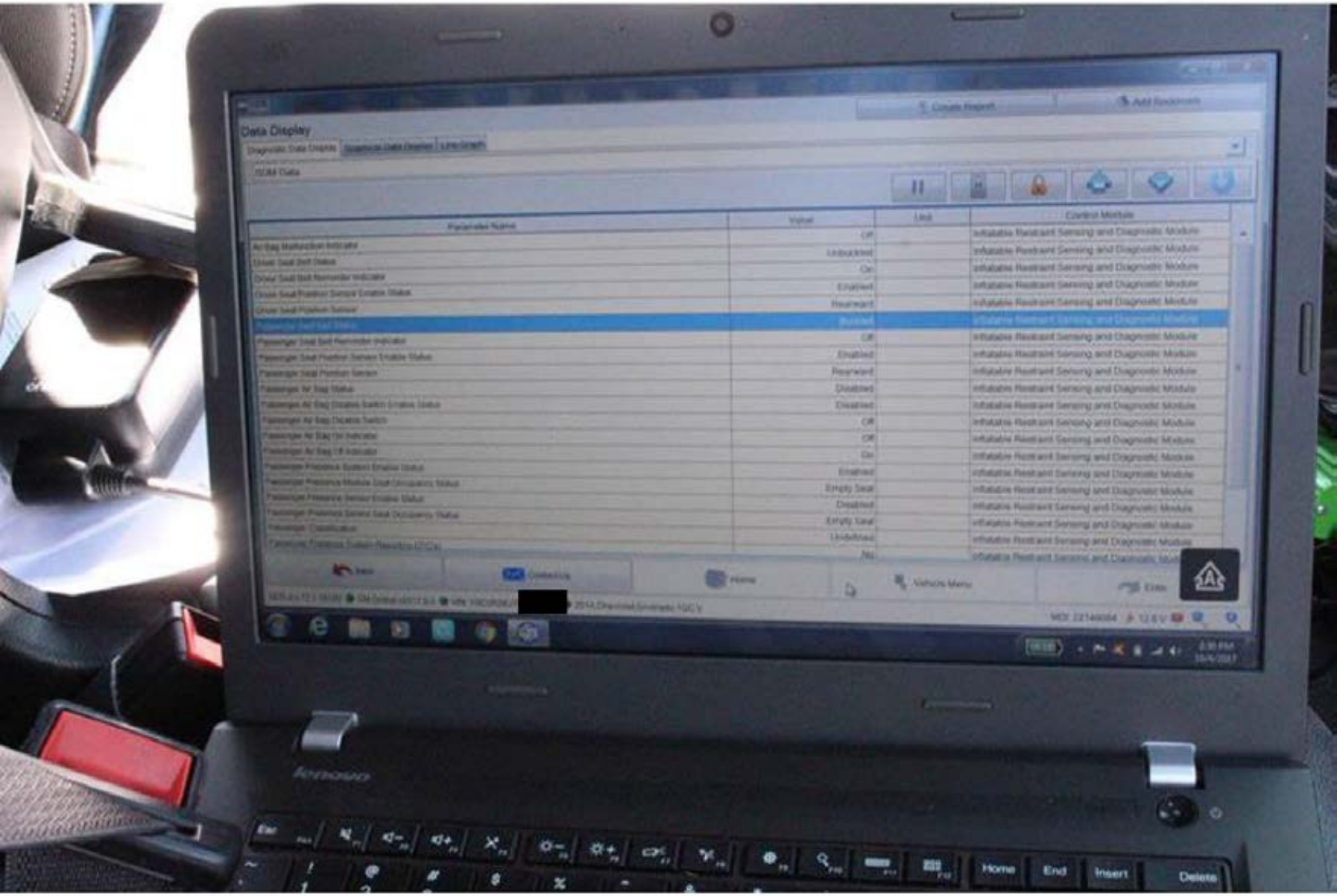
Data Display
Home
End
Insert
Delete

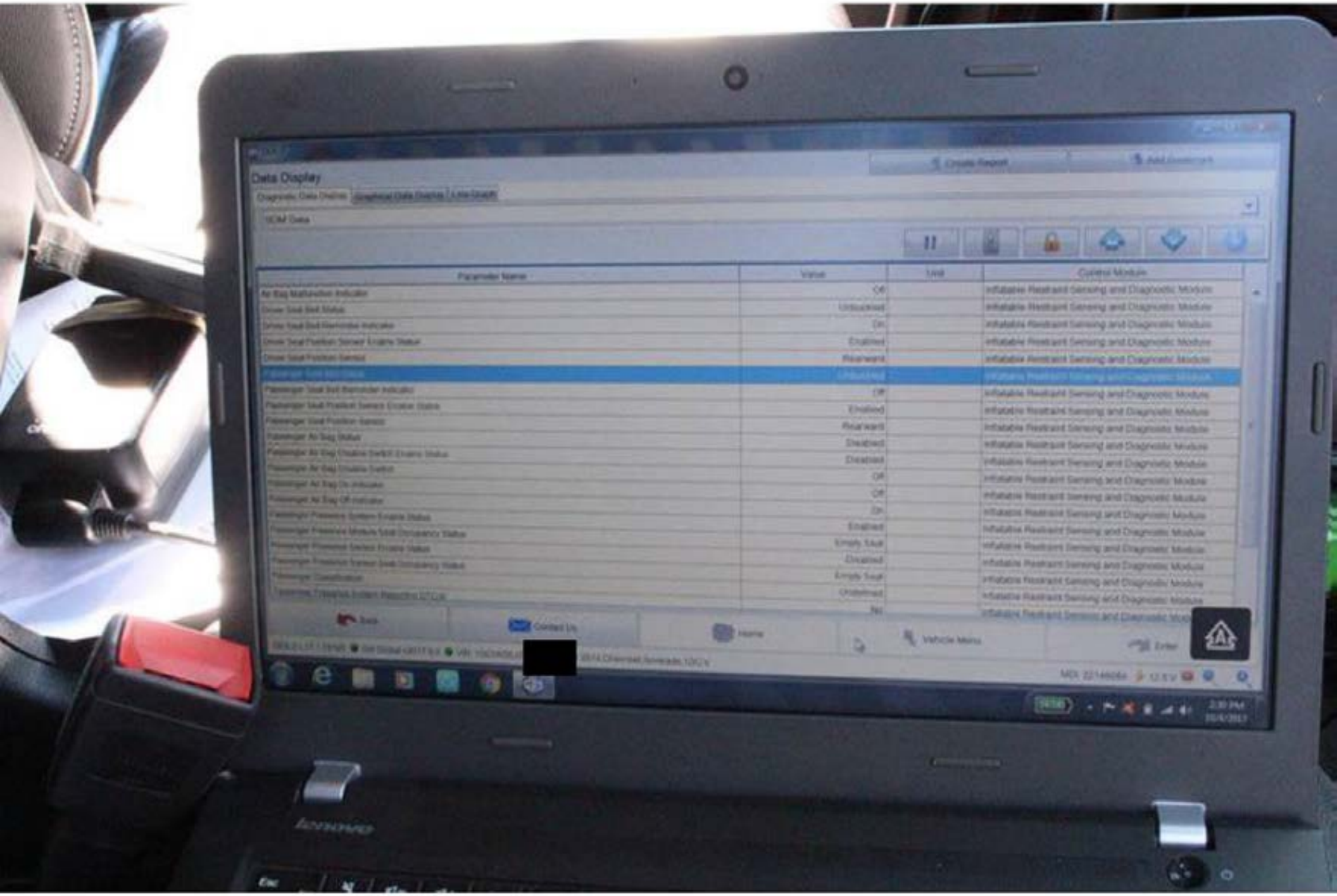
Data Display
Parameter Name
Value
Unit
Control Module
Back
Contact Us
Home
Vehicle Menu
Enter

Data Display

Diagnostic Data Display | Graphical Data Display | Line Graph

Power Mode Data

Create Report | Add bookmark

Parameter Name	Value	Unit	Control Module
Battery Voltage	12.5	V	Body Control Module
Ignition Switch	Run		Body Control Module
Accessory	Active		Body Control Module
Accessory/Retained Accessory Power Relay Command	Active		Body Control Module
Disable Battery Saver Relay Command	Inactive		Body Control Module
Enable Battery Saver Relay Command	Inactive		Body Control Module
Ignition Switch Reference	8.0	V	Body Control Module
Ignition Switch Signal Voltage	4.2	V	Body Control Module
Key in Cylinder Switch/Key Fob in Vehicle	Yes		Body Control Module
Run/Crank	Active		Body Control Module
Run/Crank Relay Command	Active		Body Control Module

Back | Contact Us | Home | Vehicle Menu | Help

GDS 2

Data Display

Diagnostic Data Display | Graphical Data Display | Line Graph

Create Report | Add Bookmark

Power Mode Data

Parameter Name	Value	Unit	Control Module
Battery Voltage	12.5	V	Body Control Module
5V Ignition Switch	Accessory/Key Off		Body Control Module
Accessory	Active		Body Control Module
Accessory/Retained Accessory Power Relay Command	Active		Body Control Module
Disable Battery Saver Relay Command	Inactive		Body Control Module
Enable Battery Saver Relay Command	Inactive		Body Control Module
Ignition Switch Reference	5.0	V	Body Control Module
Ignition Switch Signal Voltage	0.0	V	Body Control Module
Key in Cylinder Switch/Key Fob in Vehicle	Yes		Body Control Module
Run/Crank	Inactive		Body Control Module
Run/Crank Relay Command	Inactive		Body Control Module

Save | Contact Us | Home | Vehicle Menu

[redacted]

Data Display

Diagnostic Data Display | Graphical Data Display | Line Graph

Create Report | Add Bookmark

Power Mode Data

Parameter Name	Value	Unit	Control Module
Battery Voltage	12.5	V	Body Control Module
Ignition Switch	Key In		Body Control Module
Accessory	Inactive		Body Control Module
Accessory/Retained Accessory Power Relay Command	Inactive		Body Control Module
Disable Battery Saver Relay Command	Inactive		Body Control Module
Enable Battery Saver Relay Command	Inactive		Body Control Module
Ignition Switch Reference	8.0	V	Body Control Module
Ignition Switch Signal Voltage	12.5	V	Body Control Module
Key in Cylinder Switch/Key Fob in Vehicle	Yes		Body Control Module
Run/Crank	Inactive		Body Control Module
Run/Crank Relay Command	Inactive		Body Control Module

Back | Contact Us | Home | Vehicle Menu | Exit

[redacted]

TAG

Data Display

Diagnostic Data Display | Graphical Data Display | Line Graph

Power Mode Data

Create Report | Add Bookmark

Parameter Name	Value	Unit	Control Module
Battery Voltage	12.8	V	Body Control Module
Ignition Switch	Run		Body Control Module
Accessory	Active		Body Control Module
Accessory/Retained Accessory Power Relay Command	Active		Body Control Module
Disable Battery Saver Relay Command	Inactive		Body Control Module
Enable Battery Saver Relay Command	Inactive		Body Control Module
Ignition Switch Reference	5.0	V	Body Control Module
Ignition Switch Signal Voltage	4.0	V	Body Control Module
Key in Cylinder Switch/Key Fob in Vehicle	Yes		Body Control Module
Run/Crank	Active		Body Control Module
Run/Crank Relay Command	Active		Body Control Module

Back | Contact Us | Home | Vehicle Menu | Enter

[redacted]

Data Display

Diagnostic Data Display | Graphical Data Display | Line Graph | DTC Display

TAC Data

Parameter Name	Value	Unit	Control Module
Indicated Engine Power			
Achieved Pedal Position			
APP Sensors	Inactive		Engine Control Module
Desired Throttle Position	0	%	Engine Control Module
Throttle Position	0	%	Engine Control Module
APP Sensor 1 and 2	91	%	Engine Control Module
Throttle Position Sensors 1 and 2	30	%	Engine Control Module
APP Sensor 1	Agree		Engine Control Module
APP Sensor 2	Agree		Engine Control Module
APP Sensor 1 Position	0.94	V	Engine Control Module
APP Sensor 2 Position	0.47	V	Engine Control Module
APP Sensor 1 Learned Released Position	0	%	Engine Control Module
APP Sensor 2 Learned Released Position	0	%	Engine Control Module
APP Sensor 1 Learned Applied Position	0.94	V	Engine Control Module
APP Sensor 2 Learned Applied Position	0.47	V	Engine Control Module
Throttle Position Sensor 1	78	%	Engine Control Module
Throttle Position Sensor 2	78	%	Engine Control Module
Throttle Position Sensor 1 Position	3.39	V	Engine Control Module
Throttle Position Sensor 2 Position	1.61	V	Engine Control Module
Throttle Position Sensor 1 Learned Minimum	29	%	Engine Control Module
	29	%	Engine Control Module
	0.51	V	Engine Control Module

Back | Contact Us | Home | Vehicle Menu | Enter

[redacted]

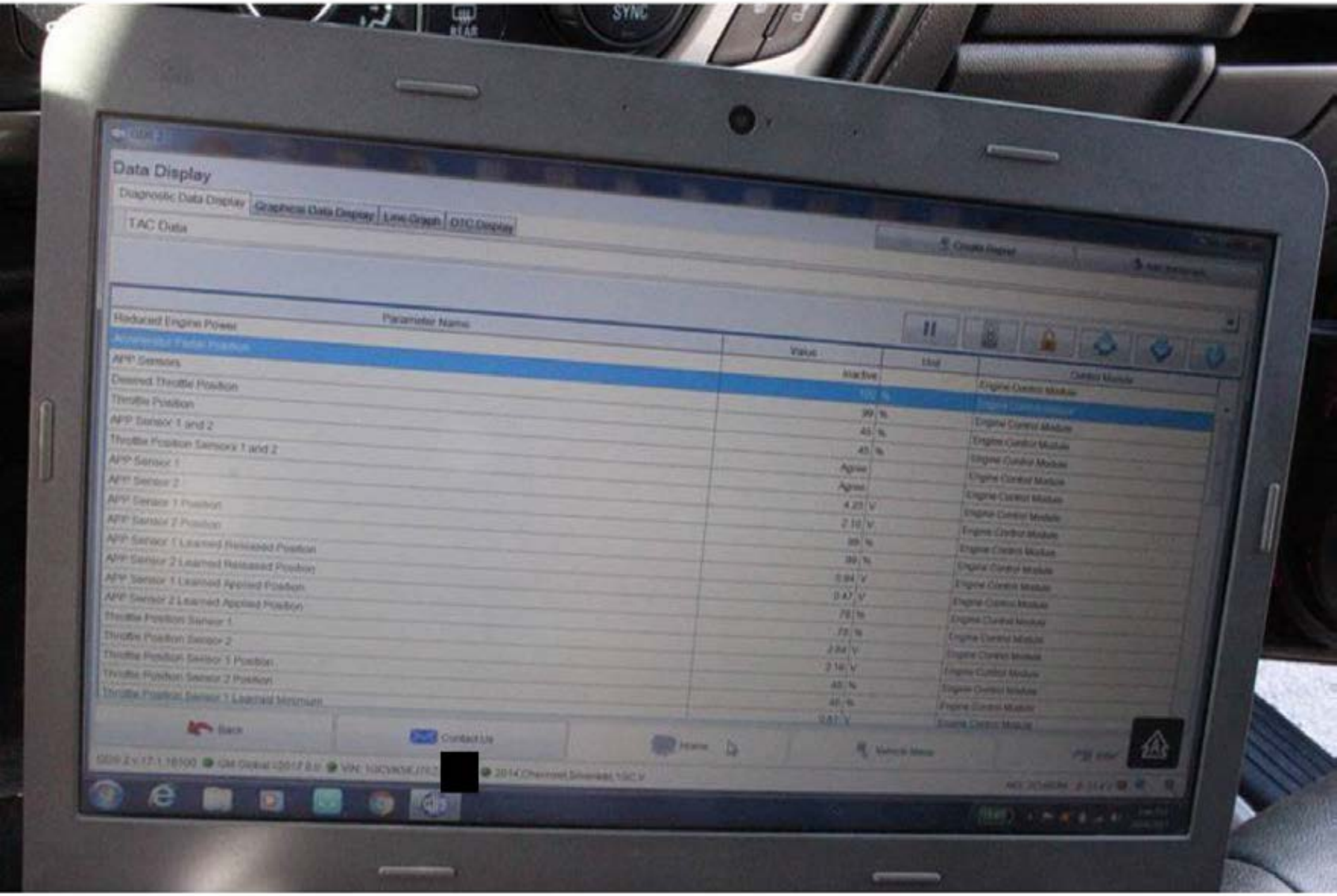
Data Display
Diagnostic Data Display
Graphical Data Display
Line Graph
DTC Display
TAC Data
Parameter Name
Value
Unit
Control Module
Reduced Engine Power
Advanced Pedal Position
APP Sensors
Desired Throttle Position
Throttle Position
APP Sensor 1 and 2
Throttle Position Sensors 1 and 2
APP Sensor 1
APP Sensor 2
APP Sensor 1 Position
APP Sensor 2 Position
APP Sensor 1 Learned Released Position
APP Sensor 2 Learned Released Position
APP Sensor 1 Learned Applied Position
APP Sensor 2 Learned Applied Position
Throttle Position Sensor 1
Throttle Position Sensor 2
Throttle Position Sensor 1 Position
Throttle Position Sensor 2 Position
Throttle Position Sensor 1 Learned Minimum
Inactive
Agree
Agree
Engine Control Module
Back
Contact Us
Home
Vehicle Menu

Data Display

Diagnostic Data Display | Graphical Data Display | Line Graph | DTC Display

TAC Data

Parameter Name	Value	Unit	Control Module
Reduced Engine Power	Inactive		Engine Control Module
Accelerator Pedal Position	0	%	Engine Control Module
APP Sensors	0	%	Engine Control Module
Desired Throttle Position	21	%	Engine Control Module
Throttle Position	30	%	Engine Control Module
APP Sensor 1 and 2	Agree		Engine Control Module
Throttle Position Sensors 1 and 2	Agree		Engine Control Module
APP Sensor 1	0.84	V	Engine Control Module
APP Sensor 2	0.47	V	Engine Control Module
APP Sensor 1 Position	0	%	Engine Control Module
APP Sensor 2 Position	0	%	Engine Control Module
APP Sensor 1 Learned Released Position	0.94	V	Engine Control Module
APP Sensor 2 Learned Released Position	0.47	V	Engine Control Module
APP Sensor 1 Learned Applied Position	79	%	Engine Control Module
APP Sensor 2 Learned Applied Position	78	%	Engine Control Module
Throttle Position Sensor 1	3.39	V	Engine Control Module
Throttle Position Sensor 2	1.81	V	Engine Control Module
Throttle Position Sensor 1 Position	29	%	Engine Control Module
Throttle Position Sensor 2 Position	29	%	Engine Control Module
Throttle Position Sensor 1 Learned Minimum	0.81	V	Engine Control Module

Back | Contact Us | Home | Vehicle Menu | Exit

GDS 2 v.17.1.15100 | GM Global v2017.6.0 | VIN: 1GCVKSEJ7E2[redacted] | 2014 Chevrolet Silverado 1GC V

8L

CHEVROLET

Centric
Parts

Centric
Parts

Centric
Parts

VALUABLE CORE
Centric Parts
Centric Parts
Centric Parts

Centric
Parts

tric
arts





HARDWA
709.6602





HARDWARE FOR:
789.66025

HARDW
789.6602