INFORMATION REDACTED PURSUANT TOTHE FREEDOM OF INFORMATION ACT (FOIA), 5 U.S.C.552(B)(6)

INFORMATION REDACTED PURSUANT TOTHE FREEDOM OF INFORMATION ACT (FOIA), 5 U.S.C.552(B)(6)

This file represents a consolidation of multiple files sent by the manufacturer. Please use the bookmarks to navigate to each file. (Each bookmark label is the name of the original file.)

NCAP Tests

Make	Model	Model Year	Test Number	Test Name	Test Speed	Test Target	Test Rating (Driver/Pass)	Notes
Volkswagen	Golf 2-dr	2015	9078	NCAP - Frontal Impact	35 mph (56 kmh)	0° Rigid Barrier	4-star/5-star	Rating also applied to corporate twin GTI 2-dr
Volkswagen	Golf SportWagen	2016	9553	NCAP - Frontal Impact	35 mph (56 kmh)	0° Rigid Barrier	5-star/4-star	Rating also applies to corporate twins Golf 4-dr, GTI 4-dr, Golf R, Golf Alltrack
Volkswagen	Atlas	2018	10137	NCAP - Frontal Impact	35 mph (56 kmh)	0° Rigid Barrier	4-star/5-star	
Volkswagen	Tiguan (early release)	2018	TBD	NCAP - Frontal Impact	35 mph (56 kmh)	0° Rigid Barrier	TBD	Results pending outcome of PE18-001
Volkswagen	Tiguan (late release)	2018	TBD	NCAP - Frontal Impact	35 mph (56 kmh)	0° Rigid Barrier	TBD	Results pending outcome of PE18-001
Audi	A3	2015	9005	NCAP - Frontal Impact	35 mph (56 kmh)	0° Rigid Barrier	4-star/5-star	Rating also applies to corpotate twin S3 sedan
Audi	Q5 (early release)	2018	10169	NCAP - Frontal Impact	35 mph (56 kmh)	0° Rigid Barrier	5-star/5-star	
Audi	Q5 (late release)	2018	10183	NCAP - Frontal Impact	35 mph (56 kmh)	0° Rigid Barrier	5-star/5-star	
Audi	Q7	2018	11821	NCAP - Frontal Impact	35 mph (56 kmh)	0° Rigid Barrier	4-star/4-star	

IIHS Tests

Make	Model	Model Year	Test Number	Test Name	Test Speed	Test Target	Test Rating	Notes
Volkswagen	GTI 4-dr	2015	CEN1422	Frontal Small Overlap (driver side)	40 mph (64 kmh)	25% overlap, SOL Barrier	Good	Test results carried over to future model years
Volkswagen	GTI 4-dr	2015	V[redacted]	Front Moderate Overlap - ***internal***	40 mph (64 kmh)	40% overlap, Deformable Barrier	Good	Test results carried over to future model years
Volkswagen	Atlas	2018	CEN1717	Frontal Small Overlap (driver side)	40 mph (64 kmh)	25% overlap, SOL Barrier	Good	Test results to carry over to future model years
Volkswagen	Atlas	2018	PG[redacted]	Front Moderate Overlap - ***internal***	40 mph (64 kmh)	40% overlap, Deformable Barrier	Good	Test results to carry over to future model years
Volkswagen	Tiguan	2018	CEN1720	Frontal Small Overlap (driver side)	40 mph (64 kmh)	25% overlap, SOL Barrier	Good	Test results to carry over to future model years
Volkswagen	Tiguan	2018	PG[redacted]	Frontal Small Overlap (pass side)	40 mph (64 kmh)	25% overlap, SOL Barrier	Good	Test results to carry over to future model years
Volkswagen	Tiguan	2018	PG[redacted]	Front Moderate Overlap - ***internal***	40 mph (64 kmh)	40% overlap, Deformable Barrier	Good	Test results to carry over to future model years
Audi	A3	2015	CEN1413	Frontal Small Overlap (driver side)	40 mph (64 kmh)	25% overlap, SOL Barrier	Good	Test results carried over to future model years
Audi	A3	2015	C[redacted]	Front Moderate Overlap - ***internal***	40 mph (64 kmh)	40% overlap, Deformable Barrier	Good	Test results carried over to future model years
Audi	Q3	2016	CEN1519	Frontal Small Overlap (driver side)	40 mph (64 kmh)	25% overlap, SOL Barrier	Good	Test results carried over to future model years
Audi	Q3	2016	CEF1501	Front Moderate Overlap	40 mph (64 kmh)	40% overlap, Deformable Barrier	Good	Test results carried over to future model years
Audi	Q7	2017	CEN1604	Frontal Small Overlap (driver side)	40 mph (64 kmh)	25% overlap, SOL Barrier	Good	Test results carried over to future model years
Audi	Q7	2017	C[redacted]	Front Moderate Overlap - ***internal***	40 mph (64 kmh)	40% overlap, Deformable Barrier	Good	Test results carried over to future model years
Audi	Q5	2018	C[redacted]	Frontal Small Overlap (driver side) - ***internal***	40 mph (64 kmh)	25% overlap, SOL Barrier	Good	Test results to carry over to future model years
Audi	Q5	2018	C[redacted]	Frontal Small Overlap (pass side) - ***internal***	40 mph (64 kmh)	25% overlap, SOL Barrier	Good	Test results to carry over to future model years
Audi	Q5	2018	C[redacted]	Front Moderate Overlap - ***internal***	40 mph (64 kmh)	40% overlap, Deformable Barrier	Good	Test results to carry over to future model years

This file represents a consolidation of multiple files sent by the manufacturer. Please use the bookmarks to navigate to each file. (Each bookmark label is the name of the original file.)

3 Stationary assessment

3.9 Function checks

Check of seatbelts

Seat belt height adjustments

- Check the belt guide on the trims for correct installation, colour, damage and function
- Check height adjustment – move belt reversal fitting upwards and downwards (press adjustment button to do this)



Figure 7: Belt height adjustment

Seat belts

- Check firm seating of belt lock on the seat frame
- Check the belt for damage, contamination, correctness (color) and function of the automatic reel-in system.
- Insert the lock tongue into the belt lock for the seat until you hear it engage. Check firm seating by pulling the belt!
- Press the red button in the belt lock, the lock tongue jumps out under spring pressure.

Figure 8: Belt lock

Seat belt tensioners

- Check by tugging on the belt

Note:

1. The belt tongues on the rear middle seatbelts are coded and are only allowed to engage in the belt lock attributed to them.
2. Check seatbelts of outboard second seat row and front passenger belt tensioner. Pull the seatbelt out fully and let it retract slowly.
   Ratchet noise can be heard!

- No Isofix tags, but buttons / pictograms

This file represents a consolidation of multiple files sent by the manufacturer. Please use the bookmarks to navigate to each file. (Each bookmark label is the name of the original file.)

Pitch:	221-1	Process Description	QRK										
AVO key	Summary									with 0% volumes		t100	
PID	PR No.	h%	t ⌀	PID	PR No.	h%	t ⌀	PID	PR No.	h%	t ⌀		
Work Content (Long Text)													min
Key Points / Detail Hints				Effect/Reason				Photo					
Check Headliner is snapped in / secure. Also check for dirt, debris, creases, and any other defect.													
C2GP102095	LF Seat belt												0.0000
3CN		53	0										
What: LF seat belt Where: LH interior B pillar How: Tactile													
Cycle height adjuster up and down.				proper installation, proper function									
Pull seatbelt down and check for locking by chopping belt with index finger as shown				safety									

VOLKSWAGEN

GROUP OF AMERICA

Chattanooga Operations,LLC

Team Member Training Record

2/16/17 :Date

— :Profi-Room Trainer

[redacted] :Band Section Trainer

Days :Shift

[redacted]

Team Member Name

Team Member ID#

Team Member Badge #

BA2 Pitch 22 QRK.

Line Assigned To

BA2 Cockpit

PPO SPO

Pitches Assigned To

VOLKSWAGEN

GROUP OF AMERICA
Chattanooga Operations, LLC

3 Test

Written Standard Work Record

2-16-18 :Date

[redacted] :Team Member Name

BA2 :Line

ARK 22 L :Pitch

100
SCORE

[redacted]
Trainer Initials

Instructions:
On this document you must hand write the following three aspects of the Standard Work Instructions:

1. The individual job elements of the Work Instruction.

Example:	Element #	Element Description
Could say PDM	561E1A1365	prepare harness (w/ rubberband) for powertrain insertion +All

2. At least one Key Point from each Element

Example:	Key Point	Description	Result of non-conformance
	◆	Ensure that no wire/cable is hanging	Avoids damage and improper operation for the car/next pitches

3. Any Safety Key Points

Example:	Key Point	Description	Result of non-conformance
	✚	Use torque tool to tighten bolt.	Keep hands away from rotating part of tool

Passat

Manifest
windshield type
windshield gap
VIN Lable
Sun roof
molded shelf
bellows
sun visor
A pillar
interior parts
seat belt
headliner
Door seals
B Pillar
grab handle F
F grab handle
Door seal
Headliner
B Pillar
Pre tensior ignitor
reading Lamp
seat belt
C Pillar Clips
side window
window gap
BSD FIS

ATLAS

Manifest
windshield type
windshield gap
VIN Lable
Molded shelf
sun visor
A pillar
Amp RIV NUT
Hvac Type
interior parts
seat belts
Pretension
Head liner
Door seals
B Pillar Kit
Headliner
door seals
B Pillar
sunroof Headliner
Sill Plate
Air duct
Seat Belt
C Pillar
window
FIS

Pitch:	221-1	Process Description	QRK												
AVO key	Summary											with 0% volumes		t100	
	PID	PR No.	h%	t ⌀		PID	PR No.	h%	t ⌀		PID	PR No.	h%	t ⌀	
	Work Content (Long Text)														min
	Key Points / Detail Hints					Effect/Reason					Photo				
	Check for gaps between bottom of upper B pillar trim and top of lower B pillar trim.					proper installation									
C2GP102082	RH Pretensioner Electrical connection														0.0000
	3CN		53	0											
	What: RH Pretensioner electrical connection Where: RH Lower B pillar How: Visual/Tactile with deep bend														
	Check that connector is properly seated					proper application									
C2GP102170	RF Seat belt														0.0000
	3CN		53	0											
	What: RF seat belt Where: RH interior B pillar How: Tactile														
	Cycle height adjuster up and down.					proper installation, proper function									

Pitch:	221-1	Process Description	QRK												
AVO key	Summary											with 0% volumes		t100	
	PID	PR No.	h%	t ⌀		PID	PR No.	h%	t ⌀		PID	PR No.	h%	t ⌀	
	Work Content (Long Text)														min
	Key Points / Detail Hints					Effect/Reason					Photo				
	Pull seatbelt down and check for locking by chopping belt with index finger as shown					safety									
C2GP102160	RH Door body seals														0.0000
	3CN		53	0											
	What: RH door body seals Where: RH B pillar trim How: Visual														
															
	Verify no "puckers" in door body seal at joint.					proper installation									
	Verify both upper and lower B-pillars are fully inserted into door body seals.					Proper installation.									