


EA16-002

FLAT CHRYSLER

5-12-2016

ENCLOSURE 04

CAIR Backup





11:30

0

NW

C

Oil Change
Required

P

12670 mi

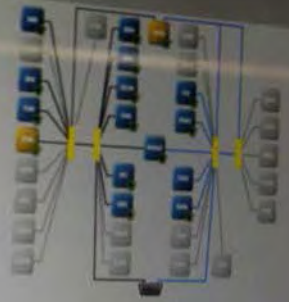
H
M
L
C
F
E

Vehicle View

Full view on ECU for use full screen. Click on an ECU for complete details.

2014 VW ECU
VIN: 1C4AB2FACG2 [REDACTED]
Battery: 12. [REDACTED]

- Legend
- Active ECU
 - Non-Responsive ECU
 - ECU Present
 - ECU Not Built
 - Scanning ECU
 - New Flash Available
 - CAN-C
 - CAN-BUS



[All ECUs](#)
[Diagnostic Procedures](#)
[Customer Preferences](#)
[Vehicle Preparations](#)

Double click row selection to view environmental data. Click on column heading to sort table.

[All](#)
[Active](#)
[Inval](#)
[Pending](#)

[View Error Pages](#)
[View Error Data](#)
[View Error Data](#)

ECU	ECU	Status	Description
ECU	ECU	error	ECU System Impl. Error



ORC View

Click on tabs to access various ECU operations and information for the selected ECU.

Search Service information Enter search phrase



Overview

Name:
Omnipart Beckhous

Flash Part Number:
98022877AA

Bus Type:
CAN C

Hardware Version:
12.A3.0

Software Version:
#2: 00.00.00 #1: 13.15.00 #0: 13.13

Spare Part Number:
N/A

ISO Code:
N/A

Software Number:
N/A

Hardware Number:
N/A


Original VIN:
N/A

Flash Data **OTCs** Actuators System Tests Misc Functions ECU Details

Double-click row selection to view environmental data. Click on column heading to sort table.

All Active Skipped Pending

ECU	Code	Status	Description
There are no DTCs present.			





PCM View

Click on tabs to access various ECU operations and information for the selected ECU.



Overview

Name:
Powertrain Control Module

Flash Part Number:
68172802AL

Bus Type:
CAN-C

Hardware Version:
1287

Software Version:
08-04-03

Spare Part Number:
N/A

ECU Code:

Software Number:
N/A

Hardware Number:
N/A

Original MSN:
[REDACTED]

- Flash
- Data
- DTCs
- Actuators
- System Tests
- Misc Functions
- ECU Details

Double-click row selection to view environmental data. Click on column heading to sort table.

All Active Stored Pending

View Freeze Frame

View ECU

	ECU	Code	Status	Description
	PCM	P0456	stored	Evap System Small Leak



11:57

0

MPH

NW



BRAKE +



Press Brake
and
Push Button
to Start

12670 mi

P

R
N
D
S



P
R
N
D/S



0

NW



Press OK to Enter
Screen Setup

12670 mi



P
R
N
D/S



0

MPH

NW



Press Brake
and
Push Button
to Shift
into Gear

12670 mi



A close-up photograph of a black, illuminated gear shifter. The shifter is positioned vertically and features a large, dark, oval-shaped button at the top. Below this button, the gear positions are labeled with white, illuminated text: 'P' (Park), 'R' (Reverse), 'N' (Neutral), and 'D/S' (Drive/Shift). The shifter is mounted on a light-colored surface, and a white cloth is visible in the background. The lighting is focused on the shifter, highlighting its contours and the illuminated text.

P
R
N
D/S

0

MPH

NW



Press OK to Enter
Screen Setup

12670 mi





A close-up photograph of a black, illuminated gear shifter. The shifter is positioned vertically and features a large, rounded knob at the top. The gear positions are labeled with white, illuminated text: 'P' at the top, 'R' below it, 'N' below that, and 'D/S' at the bottom. The shifter is set against a dark background, and a white, crumpled object is visible in the upper right corner.

P
R
N
D/S

0

MPH

NW



Press OK to Enter
Screen Setup

12670 mi

D
S
R
R
F

H



C



F

E

































er Lifts









t: 59

0

W

C

H

P

S
D
N
R

E



Ignition or
Accessory On

12672 mi

