


EA16-002

FLAT CHRYSLER

5-12-2016

ENCLOSURE 04

CAIR Backup












I called this phone number and spoke with someone in "risk management" and was told that a video of the incident does exist.



2C3CDXBG4EH



Parked in Lot G

2/7/2015

MORIAL CONVENTION CENTER

EVENT PARKING

\$10.00 KEEP THIS TICKET \$10.00

CHARGES ARE FOR THE USE OF SPACE ONLY. THIS COMPANY
ASSUMES NO RESPONSIBILITY FOR LOSS THROUGH FIRE, THEFT,
COLLISION OR OTHERWISE TO THE CAR OR CONTENTS.

CARS PARKED AT OWNER'S RISK! PLEASE, (LOCK YOUR CAR)

058374

MFD BY **CHRYSLER GROUP LLC**

DATE OF MFR(BUILT): 8-13

GWR: 02314 KG

GWR: 01275 KG

GWR: 01275 KG

05100 LB

FRONT: 02810 LB

REAR: 02810 LB

THIS VEHICLE CONFORMS TO ALL APPLICABLE U.S.A. FEDERAL MOTOR VEHICLE SAFETY,
BUMPER AND THEFT PREVENTION STANDARDS IN EFFECT ON
THE DATE OF MANUFACTURE SHOWN ABOVE.



VIN: 2C3CDXBG4EH [REDACTED]

TYPE: PASSENGER CAR

MDH: 080119 083AH

PRINT: PSC

TRIM: 3719

VEHICLE MADE IN CANADA

4558843



TIRE AND LOADING INFORMATION

SEATING CAPACITY - TOTAL 5 FRONT 2 REAR 3

THE COMBINED WEIGHT OF OCCUPANTS AND CARGO SHOULD NEVER EXCEED
389 KG OR 859 LB

TIRE	FRONT	REAR	SPARE
ORIGINAL TIRE SIZE	P235/55R18	P235/55R18	T145/80D18
COLD TIRE INFLATION PRESSURE	220 kPa / 32 PSI	220 kPa / 32 PSI	420 kPa / 60 PSI

SEE OWNERS MANUAL FOR ADDITIONAL INFORMATION



EH102574

2109mi

50°

Press Brake
and Push
Button to
Start



P
R
N
D
L



Vehicle View

Roll over an ECU to see full name. Click on an ECU for complete details.

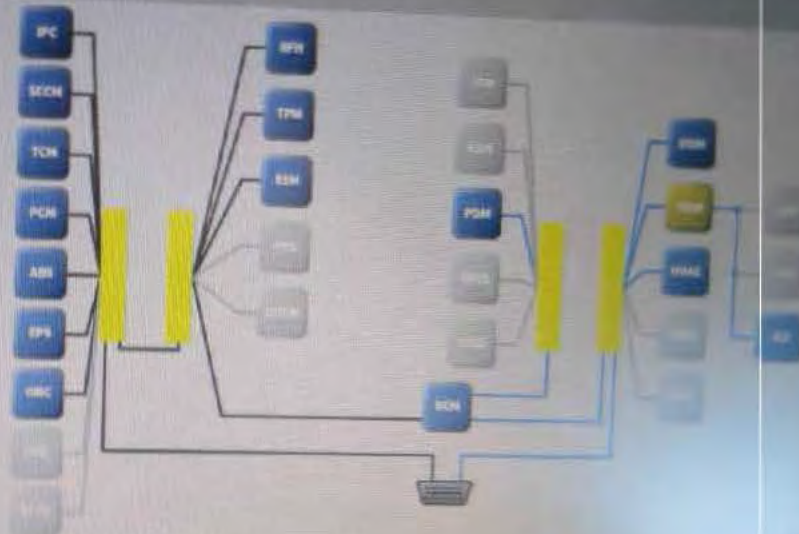
2014 LD 3.6L

VIN: 2C3CDXBG4EH [REDACTED]

Battery: 11.8 volts

Legend

- Active ECU
- Non-responsive ECU
- DTCs Present
- ECU Not Built
- Scanning ECU
- New Flash Available
- CAN-C
- CAN-HS



All DTCs [Diagnostic Procedures](#) [Customer Preferences](#) [Vehicle Preparations](#)

Refresh table now selection to view environmental data. Click on column heading to sort table.

Filter: [All](#) [Stored](#) [Pending](#)

ECU	Code	Status	Description
TCM	B1568-2B	stored	Satellite Radio Antenna wires Shorted Together

Login [Graham](#)

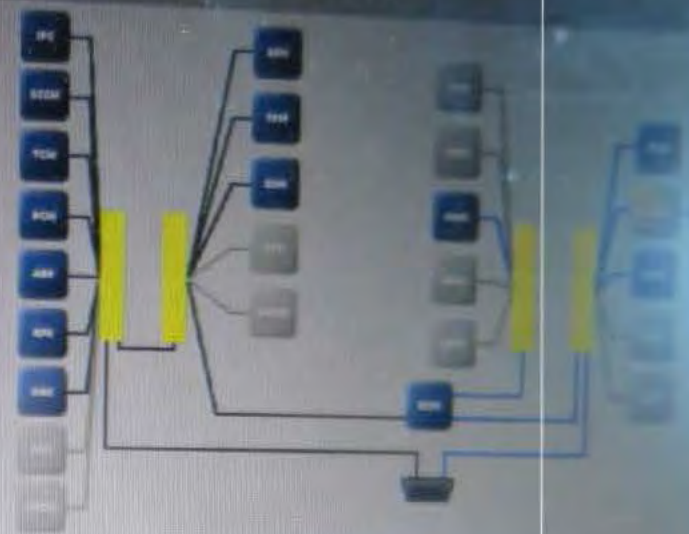
2014 LD 3.6L

VIN: 2C3CDXBG4EH [REDACTED]

Battery: 11.8 volts

Legend

- Active ECU
- Non-responsive ECU
- DTCs Present
- ECU Not Built
- Scanning ECU
- New Flash Available
- CAN-C



[All DTCs](#)
[Diagnostic Procedures](#)
[Customer Preferences](#)
[Vehicle Preparations](#)

Double-click row selection to view environmental data. Click on column heading to sort table.

All Active Stored Pending

ECU	Code	Status	Description
TGW	B1568-2B	stored	Satellite Radio Antenna wires (added) together

A

login Offline

The taskbar shows standard Windows icons: Internet Explorer (e), File Explorer (folder icon), and a Wi-Fi connection icon.

Click on the buttons to view the desired information. Click on column heading to sort table.

Environmental Data

Environmental Data for TGW | B156B-2B Satellite Radio Antenna-Wires Shorted Together

Name	Value	Units
Test Failed	False	
Test Failed This Operation Cycle	False	
Pending DTC	False	
Confirmed DTC	True	
Test Not Completed Since Last Clear	False	
Test Failed Since Last Clear	True	
Test Not Completed This Operation Cycle	False	
Warning Indicator Requested	False	
A A		

Click on the buttons to view the desired information. Click on column heading to sort table.

Environmental Data

Environmental Data for TGW | B156B-2B Satellite Radio Antenna-Wires Shorted Together

Name	Value	Units
Test Not Completed This Operation Cycle	False	
Warning Indicator Requested	False	
DTC Extended Data Record Number - All	01	
Occurrence flag	Error	
Original Odometer Value	0	miles
Most Recent Odometer Value	2108	miles
Frequency Counter	99	
Ignition Cycle Counter	2	

▲ A



TCM View

Click on tabs to access various ECU operations and information for the selected ECU.



- Flash
- Data
- DTCs
- Actuators
- System Tests
- Misc Functions
- ECU Details**

Click on the buttons to view the desired information. Click on column heading to sort table.

Overview

Name:
Transmission Control Module

Flash Part Number:
68214832AF

Bus Type:
CAN [

Hardware Version:
10.3.1F

Software Version:
R0: 13.04.00 R1: 13.04.00

Specs Part Number:
N/A

ISO Code:

Software Number:
N/A

Hardware Number:
N/A

Original VIN:
[REDACTED]

Name	Value
Active Diagnostic Variant	40
Active Diagnostic Version	10
Hardware Part Number	68214832AF
ECU Part Number	68214832AF
HW - year	10
HW - week	3
HW - patch level	1F
VIN Original	[REDACTED]
VIN Current	[REDACTED]
ECU File Name	[REDACTED]
ECU Database Id	[REDACTED]

Wheel RPM Front Right	0.0	rpm
Wheel RPM Rear Left	0.0	rpm
Wheel RPM Rear Right	0.0	rpm
Transfer Case Status	0.0	rpm
Oil Temperature	Shift in Progress	
Current Gear	46	°F
Trans A/C Converter Clutch Slipping	Current Gear "1"	
WIND Status	False	
Windle Shift	Lever in position "D"	
Exhaust/AC Converter Clutch Slip Request	Signal not available	
Trans in Limp Home Mode	No	
Transmission Output Shaft Speed	False	
	0.00	rpm



P
R
N
D/L



PCM View

Click on tabs to access various ECU operations and information for the selected ECU.

Search Service Information



- Flash
- Data
- DTCs
- Actuators
- System Tests
- Misc Functions
- ECU Details

Click on the buttons to view the desired information. Click on column heading to sort table.

Overview

Software Version:

07.03.01

Spare Part Number:

N/A

ISO Code:

N/A

Software Number:

N/A

Hardware Number:

N/A

Original VIN

2C3CDX8G4 [REDACTED]

Current VIN

2C3CDX8G4 [REDACTED]

Variant & Version:

US - 04

Country Code:

USA

WFE Code:


N/A

Name	Value
VIN - Current	2C3CDX8G4 [REDACTED]
VIN - Original	2C3CDX8G4 [REDACTED]
Model Year	2014
Vehicle Line	
Body Style	4-Door Sedan
Country Code	USA
Serial Number	T00E11803148H42
Supplier ID	F10C0104
Variant ID	25
Diagnostic version	43
Hardware version (Major/Minor)	1247
Software version (Major/Minor/Build)	070304
ECU Part Number	66314004C
ECU File Name	4014-PCM-23
ECU Database ID	1440




I have chocked all 4 wheels, Parking Brake off, Transmission in Drive, Unbuckled the seat belt, released the Service Brake and opened the driver door. I exit the vehicle and shut the door with the Key Fob with me. There are no warning sounds.





In DRIVE





I was able to lock the vehicle while it was running unoccupied in Drive.



I repeated the steps with the vehicle running in Drive. This time I opened the door and placed the Key Fob outside the vehicle. I then shut the driver door and the "Key has Left vehicle" came ON and the warning Chime only came ON after I closed the door.











2110mi 50°
Press Brake and
Push Button to
Shift into Gear



P
R
N
D
L


BRAKE



Service brake pedal released and ONLY the Parking brake is applied. I slowly raised the engine speed to this point and the vehicle remained stationary. The vehicle wheels are NOT chocked at this time.



ONLY the Parking brake is applied,
vehicle remained stationary.



 BRAKE

A red warning light icon is illuminated, and the word 'BRAKE' is displayed in red text below it.







⚠ WARNING

EVEN WITH ADVANCED AIRBAGS

- CHILDREN CAN BE KILLED OR SERIOUSLY INJURED BY THE AIRBAG.
- THE BACK SEAT IS THE SAFEST PLACE FOR CHILDREN.
- NEVER PUT A REAR-FACING CHILD SEAT IN THE FRONT.
- ALWAYS USE SEATBELTS AND CHILD RESTRAINTS.
- SEE OWNER'S MANUAL FOR MORE INFORMATION ABOUT AIRBAGS.

051DB114AA



⚠ MISE EN GARDE

MÊME AVEC DES SACS GONFLABLES PERFECTIONNÉS

- LES ENFANTS PEUVENT ÊTRE TUÉS OU GRAVEMENT BLESSÉS PAR UN SAC GONFLABLE.
- LA BANQUETTE ARRIÈRE EST LA PLACE LA PLUS SÛRE POUR LES ENFANTS.
- NE JAMAIS PLACER UN SIÈGE POUR ENFANT ORIENTÉ VERS L'ARRIÈRE À L'AVANT DU VÉHICULE.
- TOUJOURS UTILISER LES CEINTURES DE SÉCURITÉ ET LES SIÈGES POUR ENFANTS.
- CONSULTER LE MANUEL DE L'AUTOMOBILE POUR OBTENIR PLUS DE RENSEIGNEMENTS SUR LES SACS GONFLABLES.



⚠ WARNING

EVEN WITH ADVANCED AIRBAGS

- CHILDREN CAN BE KILLED OR SERIOUSLY INJURED BY THE AIRBAG.
- THE BACK SEAT IS THE SAFEST PLACE FOR CHILDREN.
- NEVER PUT A REAR-FACING CHILD SEAT IN THE FRONT.
- ALWAYS USE SEATBELTS AND CHILD RESTRAINTS.
- SEE OWNER'S MANUAL FOR MORE INFORMATION ABOUT AIRBAGS.




05126 15486

⚠ MISE EN GARDE

MÊME AVEC DES SACS GONFLABLES PERFECTIONNÉS

- LES ENFANTS PEUVENT ÊTRE TUÉS OU GRAVEMENT BLESSÉS PAR UN SAC GONFLABLE.
- LA BANquette ARRIÈRE EST LA PLACE LA PLUS SÉCURITAIRE POUR LES ENFANTS.
- NE JAMAIS PLACER UN SIÈGE POUR ENFANT ORIENTÉ VERS L'ARRIÈRE À L'AVANT DU VÉHICULE.
- TOUJOURS UTILISER LES CEINTURES DE SÉCURITÉ ET LES SYSTÈMES DE RETENUE POUR ENFANT.
- CONSULTER LE GUIDE DE L'AUTOMOBILISTE POUR OBTENIR PLUS DE RENSEIGNEMENTS SUR LES SACS GONFLABLES.



Parking brake released, Service Brake pedal firmly applied and the accelerator pedal is pressed to the floor.







1PK1K195351650 832
F68214832AF AF







155 65 R13
MICHELIN
MADE IN FRANCE

MICHELIN





Goodyear

Fluor HPX MPMMA 02

P205/55R15 91V

91V

MAX LOAD 1000kg

