

EA16-002

FLAT CHRYSLER

5-12-2016

ENCLOSURE 04

CAIR Backup



P
R
N
D/S

06/03/2014

W 958mi 78

Press Brake and
Push Button to
Shift into Gear



P
R
N
S
D

06/03/2014

P
R
N
D/S

06/03/2014

W 958mi 78°

Vehicle Speed

0 mph

▶ change to km/h



P
R
N
D
S
- +

06/03/2014

P
R
N
D/S

06/03/2014

0 mph

▶ change to km/h



P
R
N
D
- S +

06/03/2014

W

958mi

78°

Vehicle
Not in
Park



P
R
N
D
S

06/03/2014

W

958mi

78°

Vehicle
Not in
Park



P
R
N
D

06/03/2014

W

958mi

78°

Vehicle
Not in
Park



P
R
N
D
S



06/03/2014

W

958mi

78°

Vehicle
Not in
Park



P
R
N
D
- S +

06/03/2014

W 958mi 78°

Press Brake and
Push Button to
Shift into Gear



P
R
N
D
S



05/03/2014



X

06/03/2014



06/03/2014



06/03/2014





06/03/2014



06/03/2014



06/03/2014



06/08/2014



06/03/2014



06/03/2014



Vehicle View







Roll over an ECU to see full name. Click on an ECU for details.

2013 LX 3.6L

VIN: 2C3CCAGGXDH [REDACTED]

Battery:  12.11 volts

Legend

-  Active ECU
-  Non-responsive ECU
-  DTCs Present
-  ECU Not Built
-  Scanning ECU
-  New Flash Available

06/03/2014

06/03/2014

MFD BY CHRYSLER GROUP LLC

DATE OF MFR(BUILT): NOV 12

GWR: 02495 KG

GWR: 01275 KG

GWR: 01275 KG

05500 LB

FRONT: 02810 LB

REAR: 02810 LB

THIS VEHICLE CONFORMS TO ALL APPLICABLE U.S.A. FEDERAL MOTOR VEHICLE SAFETY,
BUMPER AND THEFT PREVENTION STANDARDS IN EFFECT ON
THE DATE OF MANUFACTURE SHOWN ABOVE.

06/03/2014

EXPIRES: NOV 12

275 KG

310 LB

VEHICLE SAFETY,



VIN: 2C3CCAGGXD [REDACTED]

MDH: 111308 065AA


VEHICLE MADE IN CANADA

PAINT: PBG

TYPE: PASSENGER CAR

TRIM: 06X9

4658843

A person is holding a camera, and a white identification tape is stretched across the lens. The tape has the alphanumeric code '2C3CCAGGXDH' printed on it. To the right of this code is a black rectangular redaction box. The background is a blue, textured surface, possibly water or a wall, with some light reflections. The date '06/03/2014' is printed in yellow in the bottom right corner.

2C3CCAGGXDH

06/03/2014

W

958mi

78°

Press Brake
and Push
Button to
Start



06/03/2014



06/03/2014



06/03/2014



06/03/2014



300

06/03/2014



06/03/2014



06/03/2014

580 540 85 AA
A 766 824 0151
02 ← 03
9 (985) THE9
TOTAL H20

06/03/2014



06/03/2014



06/03/2014

R

201205 12 1055 086



P1H2D0K640

MODEL No. 1H206



TSH291222020

06/03/2014



06/03/2014



06/03/2014



06/03/2014



06/03/2014



3.6L
VVT

06/03/2014



06/03/2014



06/03/2014



06/03/2014



06/03/2014

06/03/2014



06/03/2014



06/03/2014



06/03/2014



06/03/2014



06/03/2014



06/03/2014

GETRIEBE-NR.
SERIAL-NO.
STUECKL. 1090
MODEL-NO.
8HP-45

3102975
020012

06/03/2014





06/03/2014





06/03/2014



06/03/2014



06/03/2014



06/03/2014



06/03/2014



06/03/2014





2C3CCAGGXDH





N 710mi 43°
Press Brake
and Push
Button to
Start

START
STOP

The digital display shows 'N' for Neutral, '710mi' for range, and '43°' for temperature. It includes a 'START STOP' button graphic and a red car icon on a road background.

