


EA16-002

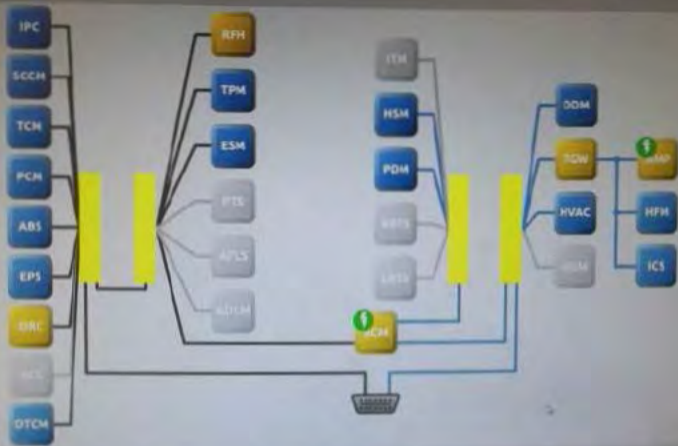
FLAT CHRYSLER

5-12-2016

ENCLOSURE 04

CAIR Backup





06/03/2014

ECU

Code

BCM

B163E-15

BCM

B16DF-15

BCM

B170B-15

BCM

B16B3-15

BCM

B16D3-15

BCM

U0200-00

BCM

B162E-15

ORC

B009D-87

RFH

B25AA-01

RFH

B1A72-13

TGW

U0200-00

AMP

B146F-13

AMP

B1479-13

06/03/2014

Status	Description
Stored	Front Right Turn Lamp Control-Circuit Short to Battery or Open
Stored	Right Taillamp 1 Control-Circuit Short to Battery or Open
Stored	Right Reverse Lamp Control-Circuit Short to Battery or Open
Stored	Right Stop Lamp Control-Circuit Short to Battery or Open
Stored	Right DRL Lamp Control-Circuit Short to Battery or Open
Stored	Lost Communication With Passenger Door Module
Stored	Right Low Beam Control-Circuit Short to Battery or Open
Stored	Right Side Satellite Sensor 4-Missing Message
Stored	Front Passenger Door Handle Sense-General Electrical Failure
Stored	Passive Entry Antenna 2-Circuit Open
Stored	Lost Communication With Passenger Door Module
Stored	Channel 4 Audio Speaker Output-Circuit Open
Stored	Channel 6 Audio Speaker Output-Circuit Open

06/03/2014

06/03/2014

Overview

Name:

Occupant Restraint

Flash Part Number:

68105510AE

Bus Type:

CAN C

Hardware Version:

0B.0B.00

Software Version:

#0: 11.11.00, #1: 11.40.19, #2: 00.00.00

Spare Part Number:

Not Available

ISO Code:

Software Number:

Not Available

Hardware Number:

ISO Code:

Software Number:

Not Available

Hardware Number:

Not Available

Original VIN

2C3CCAGGXDH [REDACTED]

Current VIN

2C3CCAGGXDH5 [REDACTED]

Variant & Version:

40 - 05

Country Code

N/A

DTC Count:

1

06/03/2014

click row selection to view environmental data. Click on column heading to

Active | Stored | Pending

ECU	Code
-----	------

ORC

B009D-87

06/03/2014

	Status
	Stored

06/03/2014

Description
Right Side Satellite Sensor 4-Missing Message

06/03/2014

Environmental Data For ORC | B009D-B7 Right Side Satellite Sensor 4-Missing Message

Name	Value
Test Failed	False
Test Failed This Operation Cycle	False
Pending DTC	False
Confirmed DTC	True
Test Not Completed Since Last Clear	False
Test Failed Since Last Clear	False
Test Not Completed This Operation Cycle	False
Warning Indicator Requested	False
DTC Extended Data Record Number - All	01
Occurrence flag	Error
Original Odometer Value	756
Most Recent Odometer Value	756
Frequency Counter	1
Operation Cycle Counter	64
Accumulation Timer	0
Fault System Time Start	120308
Fault System Time End	120467

06/03/2014

Environmental Data For OBC | B0990-B7 Right Side Saboteur Sensor 2-Missing Message

Name	Value	Units
Test Failed	False	
Test Failed This Operation Cycle	False	
Pending DTC	False	
Confirmed DTC	True	
Test Not Completed Since Last Clear	False	
Test Failed Since Last Clear	False	
Test Not Completed This Operation Cycle	False	
Warning Indicator Requested	False	
DTC Extended Data Record Number - All	01	
Occurrence Flag	Error	
Original Odometer Value	756	
Next Reserve Odometer Value	756	miles
Frequency Counter	1	times
Operation Cycle Counted	64	
Accumulation Timer	0	minutes
Fault System Time Start	120108	seconds
Fault System Time End	120467	seconds

x A

06/03/2014



06/03/2014

Click on row selection to view environmental data. Click on column heading


Active | Stored | Pending

ECU	Code
RFH	B25AA-01
RFH	B1A72-13

06/03/2014

	Status
	Stored
	Stored

06/03/2014

 View Freeze Fram

Description
Front Passenger Door Handle Sense-General Electrical Failure Passive Entry Antenna 2-Circuit Open

06/03/2014

ECU	Code
BCM	B163E-15
BCM	B16DF-15
BCM	B170B-15
BCM	B16B3-15
BCM	B16D3-15
BCM	U0200-00
BCM	B162E-15

06/03/2014

Status
Stored
Stored
Stored
Stored
Stored
Stored
Stored

06/03/2014

Description

Front Right Turn Lamp Control-Circuit Short to Battery or Open
Right Taillamp 1 Control-Circuit Short to Battery or Open
Right Reverse Lamp Control-Circuit Short to Battery or Open
Right Stop Lamp Control-Circuit Short to Battery or Open
Right DRL Lamp Control-Circuit Short to Battery or Open
Lost Communication With Passenger Door Module-
Right Low Beam Control-Circuit Short to Battery or Open

06/03/2014

Data**DTCs****Actuators****System Tests****Misc Functions****ECU D**

Click on row selection to view environmental data. Click on column heading to

Active | Stored | Pending

	ECU	Code
	TGW	U0200-00

06/03/2014

Status
Stored

06/03/2014



Description

Lost Communication With Passenger Door Module-

06/03/2014

Data**DTCs****Actuators****System Tests****Misc Functions****ECU Data**

Click on row selection to view environmental data. Click on column heading to sort

Active | Stored | Pending

ECU	Code
AMP	B146F-13
AMP	B1479-13

06/03/2014



06/03/2014

Status
Stored
Stored

05/03/2014

Description

Channel 4 Audio Speaker Output-Circuit Open

Channel 6 Audio Speaker Output-Circuit Open

06/03/2014



06/03/2014



06/03/2014



06/03/2014



06/03/2014



06/03/2014

SRS
AIRBAG

06/03/2014



06/03/2014



06/03/2014



06/03/2014

AIRBAG

06/03/2014

SRS
AIRBAG

06/03/2014



06/03/2014



WELCOME SPRADLEY'S AUTO

06/03/2014

AIRBAG

06/03/2014



06/03/2014

SRS
AIRBAG

06/03/2014



06/03/2014



06/03/2014

⚠ WARNING

EVEN WITH ADVANCED AIRBAGS

- CHILDREN CAN BE KILLED OR SERIOUSLY INJURED BY THE AIRBAG.
- THE BACK SEAT IS THE SAFEST PLACE FOR CHILDREN.
- NEVER PUT A REAR-FACING CHILD SEAT IN THE FRONT.
- ALWAYS USE SEATBELTS AND CHILD RESTRAINTS.
- SEE OWNER'S MANUAL FOR MORE INFORMATION ABOUT AIRBAGS.


05108 114AA



⚠ MISE EN GARDE

MÊME AVEC DES SACS GONFLABLES PERFECTIONNÉS

- LES ENFANTS PEUVENT ÊTRE TUÉS OU GRAVEMENT BLESSÉS PAR UN SAC GONFLABLE.
- LA BANQUETTE ARRIÈRE EST LA PLACE LA PLUS SÛRE POUR LES ENFANTS.
- NE JAMAIS PLACER UN SIÈGE POUR ENFANT ORIENTÉ VERS L'ARRIÈRE À L'AVANT DU VÉHICULE.
- TOUJOURS UTILISER LES CEINTURES DE SÉCURITÉ ET LES SYSTÈMES DE RÉTENTION POUR ENFANT.
- CONSULTER LE LIVRE DE L'AUTOMOBILISTE POUR OBTENIR PLUS DE RENSEIGNEMENTS SUR LES SACS GONFLABLES.



06/03/2014

⚠ WARNING

EVEN WITH ADVANCED AIRBAGS

- CHILDREN CAN BE KILLED OR SERIOUSLY INJURED BY THE AIRBAG.
- THE BACK SEAT IS THE SAFEST PLACE FOR CHILDREN.
- NEVER PUT A REAR-FACING CHILD SEAT IN THE FRONT.
- ALWAYS USE SEATBELTS AND CHILD RESTRAINTS.
- SEE OWNER'S MANUAL FOR MORE INFORMATION ABOUT AIRBAGS.

85308 114AA



⚠ MISE EN GARDE

MÊME AVEC DES SACS GONFLABLES PERFECTIO

- LES ENFANTS PEUVENT ÊTRE TUÉS OU GRAVEMENT BLESSÉS PAR UN SAC GONFLABLE.
- LA BANQUETTE ARRIÈRE EST LA PLACE LA PLUS SÛRE POUR LES ENFANTS.
- NE JAMAIS PLACER UN SIÈGE POUR ENFANT ORIENTÉ VERS L'ARRIÈRE À L'AVANT DU VÉHICULE.
- TOUJOURS UTILISER LES CEINTURES DE SÉCURITÉ ET LES SYSTÈMES DE RÉTENTION POUR ENFANT.
- CONSULTER LE GUIDE DE L'AUTOMOBILISTE POUR OBTENIR PLUS DE DÉTAILS SUR LES SACS GONFLABLES.

06/03/2014

06-03/2014

ALPINA





06/03/2014



15217 1A9AD
297 W 1A5A
11784

06/03/2014



06/03/2014



06/03/2014

06/03/2014

PP-5660654B



06/03/2014



06/03/2014




06/03/2014

06/03/2014



06/03/2014

A photograph showing the interior of a car, specifically the front passenger seat and the center console. The seats are upholstered in dark leather with a horizontal ribbed texture. The center console has a handbrake and a storage compartment with two cup holders. The date "06/03/2014" is printed in yellow in the bottom left corner.



06/03/2014



06/03/2014



06/03/2014



06/03/2014



06/03/2014



1 FT & IN INCHES 2 25 FT 3 4 Lufkin

06/03/2014

P
R
N
D/S

05/03/2014



06/03/2014

P
R
N
D/S

06/03/2014

W

958mi

78°

Press Brake and
Push Button to
Shift into Gear



P

R

N

S

D

06/03/2014

P
R
N
D/S

06/03/2014

Vehicle Speed

0 mph

▶ change to km/h



P
R
N
S
D

06/03/2014