

EA16-002

FLAT CHRYSLER

5-12-2016

ENCLOSURE 04

CAIR Backup



February 04, 2015

2/5

Chrysler Group LLC  
1000 Chrysler Dr  
Cims 485-13-30  
Auburn Hills MI 48326

State Farm Claims  
PO Box 52282  
Phoenix AZ 85072

**RECEIVED**

**FEB 11 2015**

**Special Investigations**

RE: Claim Number: [REDACTED]  
Date of Loss: 01/28/2015  
City/State of Loss: Rock Springs, WY  
Insured: [REDACTED]  
Vehicle: Chry 300 AWD  
VIN: 2C3CCARG8DH [REDACTED]  
Mileage: 14,882

**RECEIVED**

**FEB 10 2015**

**CCRG  
Office of the General Counsel**

To Whom It May Concern:

This notice is to advise you of a loss that occurred to our insured's vehicle. Our preliminary investigation indicates that Chrysler Group may be responsible for this loss. Please consider this as our notice of possible subrogation and our notice to you of the opportunity to schedule an inspection of the vehicle.

The vehicle is being held at a location in Zanetti Prestige Collision and is available for your inspection by appointment only. There is no authorization to inspect this vehicle outside the presence of a State Farm® representative.

Any settlement with our policyholder with respect to this loss must not prejudice State Farm's rights, as subrogator, nor shall State Farm's rights be released by the execution of a general release with such policyholder.

In order to assist you in evaluating and processing the subrogation claim, we may provide nonpublic personal information about our customer. We are sharing this information to effect, administer, or enforce a transaction authorized by the consumer. However, you are neither authorized nor permitted to: (1) use the customer information we provide for any purpose other than to evaluate and process the subrogation claim or (2) disclose or share the customer information we provide for any purpose other than to evaluate and process the subrogation claim.

Your cooperation is appreciated. If you have any questions, or would like to set up an appointment to inspect the evidence, please contact us.

Page 2  
February 04, 2015

Sincerely,

Shawn Mazza  
Claim Representative  
(800) 324-0704 Ext. 63

This accident appears it could be related to a recall concerning the vehicle rolling even if the transmission is placed in park.


State Farm Mutual Automobile Insurance Company

State Farm  
Great Western Auto ECS Claims  
P.O. Box 52282  
Phoenix, AZ 85072-2282


PRESORTED  
FIRST CLASS



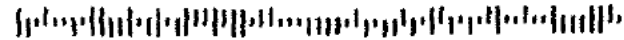
U.S. POSTAGE >>> PITNEY BOWES



ZIP 85282 \$ 000.40<sup>6</sup>  
02 1W  
0001396102 FEB 05 2015



ARN-13B 48326



















**We Take Pride  
In Your Vehicle!**



**THANK YOU!**









AUTO  
50 Push

OFF  
ON  
AUTO

Vanilla Cream

PUSH ON/OFF





WARNING: This vehicle contains a fire extinguisher. For information on fire extinguisher use, see the owner's manual. For information on fire extinguisher use, see the owner's manual.

MADE IN USA  
From 100% Recycled Paper  
© 2010





PP 5660654B







MADE IN USA  
**JOHNSON**  
MAGNETIC  
ANGLE  
*Locator*

NO. 700













N 15708mi 16°

Press Brake and  
Push Button to  
Shift into Gear



P  
R  
N  
D  
L





P  
R  
N  
D/L










10221 10000000  
P04584572AF 72

Logo  
Barcode





































TPKTK



TPKTK





AAAE880152  
11800  
1















**Estimate of Record**

**Customer:** [REDACTED]

**Job Number:**

Vehicle: 2013 CHRY 300 AWD 4D SED 6-3.6L-FI PWD

Line	Oper	Description	Part Number	Qty	Extended Price \$	Labor	Paint
1		<b>FRONT BUMPER</b>					
2		O/H front bumper				2.4	
3	**	Repl RECOND Bumper cover w/o SRT8 w/o park sensor	68127938AE	1	251.25	Incl.	3.2
4		Add for Three Stage					2.2
5		R&I Lower grille slot style w/o adaptive cruise				Incl.	
6		Repl RT Molding w/chrome w/o pedestrian	68127940AB	1	133.00	Incl.	
7	*	R&I LT Molding w/chrome w/o pedestrian				<u>Incl.</u>	
8	*	Repl <u>RT Bezel w/fog lamps w/o distance sensor</u>	68127944AB	1	76.95	Incl.	
9	*	R&I <u>LT Bezel w/fog lamps w/o distance sensor</u>				<u>Incl.</u>	
10		R&I License bracket				0.2	
11		<b>FRONT LAMPS</b>					
12	*	R&I RT Fog lamp assy				<u>Incl.</u>	
13	*	R&I LT Fog lamp assy				<u>Incl.</u>	
14			OTHER CHARGES				
15	#		Hazardous Waste Removal	1	5.00		
<b>SUBTOTALS</b>					<b>466.20</b>	<b>2.6</b>	<b>5.4</b>

**NOTES**

Estimate Notes:

OPEN...  
BEHIND FRONT BUMPER & MOUNTING, RIGHT HEADLAMP.

PRIOR...  
NO NOTABLE PRIOR RELATED OR NOT RELATED.

SCHEDULE...  
REPAIR NOT SCHEDULED AT TIME OF ESTIMATE, PARTS ORDERED 01/29/2015 CUSTOMER HAS SIGNED AUTH FOR REPAIR.

Estimate of Record

---

Customer:



Job Number:

Vehicle: 2013 CHRY 300 AWD 4D SED 6-3.6L-FI PWD

WARRANTY ON OUR WORKMANSHIP IS FOR LIFETIME FROM THE  
DATE THE REPAIRS ARE COMPLETED!!!!..

## Estimate of Record

Customer: [REDACTED]

Job Number:

Vehicle: 2013 CHRY 300 AWD 4D SED 6-3.6L-FI PWD

Estimate based on MOTOR CRASH ESTIMATING GUIDE. Unless otherwise noted all items are derived from the Guide DR3NW11, CCC Data Date 1/16/2015, and the parts selected are OEM-parts manufactured by the vehicles Original Equipment Manufacturer. OEM parts are available at OE/Vehicle dealerships. OPT OEM (Optional OEM) or ALT OEM (Alternative OEM) parts are OEM parts that may be provided by or through alternate sources other than the OEM vehicle dealerships. OPT OEM or ALT OEM parts may reflect some specific, special, or unique pricing or discount. OPT OEM or ALT OEM parts may include "Blemished" parts provided by OEM's through OEM vehicle dealerships. Asterisk (\*) or Double Asterisk (\*\*) indicates that the parts and/or labor information provided by MOTOR may have been modified or may have come from an alternate data source. Tilde sign (~) items indicate MOTOR Not-Included Labor operations. The symbol (<>) indicates the refinish operation WILL NOT be performed as a separate procedure from the other panels in the estimate. Non-Original Equipment Manufacturer aftermarket parts are described as Non OEM or A/M. Used parts are described as LKQ, RCY, or USED. Reconditioned parts are described as Recond. Recored parts are described as Recore. NAGS Part Numbers and Benchmark Prices are provided by National Auto Glass Specifications. Labor operation times listed on the line with the NAGS information are MOTOR suggested labor operation times. NAGS labor operation times are not included. Pound sign (#) items indicate manual entries.

Some 2015 vehicles contain minor changes from the previous year. For those vehicles, prior to receiving updated data from the vehicle manufacturer, labor and parts data from the previous year may be used. The CCC ONE estimator has a complete list of applicable vehicles. Parts numbers and prices should be confirmed with the local dealership.

The following is a list of additional abbreviations or symbols that may be used to describe work to be done or parts to be repaired or replaced:

### SYMBOLS FOLLOWING PART PRICE:

m=MOTOR Mechanical component. s=MOTOR Structural component. T=Miscellaneous Taxed charge category. X=Miscellaneous Non-Taxed charge category.

### SYMBOLS FOLLOWING LABOR:

D=Diagnostic labor category. E=Electrical labor category. F=Frame labor category. G=Glass labor category. M=Mechanical labor category. S=Structural labor category. (numbers) 1 through 4=User Defined Labor Categories.

### OTHER SYMBOLS AND ABBREVIATIONS:

Adj.=Adjacent. Algn.=Align. ALU=Aluminum. A/M=Aftermarket part. Blend=Blend. BOR=Boron steel. CAPA=Certified Automotive Parts Association. D&R=Disconnect and Reconnect. HSS=High Strength Steel. HYD=Hydroformed Steel. Incl.=Included. LKQ=Like Kind and Quality. LT=Left. MAG=Magnesium. Non-Adj.=Non Adjacent. NSF=NSF International Certified Part. O/H=Overhaul. Qty=Quantity. Refn=Refinish. Repl=Replace. R&I=Remove and Install. R&R=Remove and Replace. Rpr=Repair. RT=Right. SAS=Sandwiched Steel. Sect=Section. Subl=Sublet. UHS=Ultra High Strength Steel. N=Note(s) associated with the estimate line.

CCC ONE Estimating - A product of CCC Information Services Inc.

The following is a list of abbreviations that may be used in CCC ONE Estimating that are not part of the MOTOR CRASH ESTIMATING GUIDE:

BAR=Bureau of Automotive Repair. EPA=Environmental Protection Agency. NHTSA= National Highway Transportation and Safety Administration. PDR=Paintless Dent Repair. VIN=Vehicle Identification Number.

Estimate of Record

Customer:



Job Number:

Vehicle: 2013 CHRY 300 AWD 4D SED 6-3.6L-FI PWD

ALTERNATE PARTS SUPPLIERS

Line	Supplier	Description	Price
3	Ogden Chrome Plating 124 18TH STREET OGDEN UT 84401 (801) 394-9449 (801) 394-9442	#CH1000A00 RECOND Bumper cover w/o SRT8 w/o park sensor	\$ 251.25

GROUP LLC

DATE OF MFR(BUILT): 6-13

FRONT: 01275 KG

GAWR: 01275 KG

REAR: 02810 LB

REAR: 02810 LB

APPLICABLE U.S.A. FEDERAL MOTOR VEHICLE SAFETY,  
CONVENTION STANDARDS IN EFFECT ON  
MANUFACTURE SHOWN ABOVE.



VIN: 2C3CCARG8DH7 [REDACTED]

MDH: 061314 033AA

VEHICLE MADE IN CANADA


PAINT: PWD

TYPE: PASSENGER CAR

TRIM: TLXL

4658843

2C3CCARG8DH



--

15708mi

16°

Ignition or  
Accessory ON

D











SALES

SALES

CHRYSLER  
300

300

[Redacted License Plate]

CHRYSLER - RAM - PENTON







A close-up photograph of a car's gear shifter. The shifter is a dark, cylindrical knob with a silver-colored trim ring. The gear positions are illuminated with a bright blue light. The letters 'R', 'N', and 'D/L' are visible on the illuminated area. The shifter is mounted on a dark, textured surface, likely the car's floor or center console. To the right of the shifter, there is a silver-colored metal footrest. The background is dark and out of focus, showing some plastic packaging on the left side.

R  
N  
D/L

N 15708mi 16°

Vehicle Speed

0 mph

▶ change to km/h

P  
R  
N  
D  
L





P  
R  
N  
D/L



A/C





N 1570mi  
Press Brake and  
Push Button to  
Shift into Gear



P  
R  
N  
D  
L





P  
R  
N  
D/L

Vehicle Speed

0 mph

▶ change to km/h

P  
R  
N  
D  
L





P  
R  
N  
D/L

00E

N 15708mi 16°

Vehicle Speed

0 mph

change to km/h

P  
R  
N  
D







Utilities Reports Monitors Preferences About Help

Search Service Information Enter search phrase here

# BCM View

Click on tabs to access various ECU operations and information for the selected ECU.

Flash Data **DTCs** Actuators System Tests Misc Functions ECU Details

Double-click row selection to view environmental data. Click on column heading to sort table.

All Active Stored Pending View Freeze Frame View Event Data Clear Stored DTCs

ECU	Code	Status	Description
BCM	B16C3-15	Stored	Front Right Sidemarkers Lamp Control-Circuit Short to Battery or Open

Overview

Name: Body Controller  
Flash Part Number: 68164835AD  
Bus Type: CAN C  
Hardware Version: 0A.14.00  
Software Version: #0: 12.43.01  
Spare Part Number: Not Available  
ISO Code:  
Software Number: Not Available  
Hardware Number: Not Available  
Original VIN: 2C3CCARG8D[REDACTED]

Login: **Off-Line** Disconnect Warnings: 0 Errors: 0



Utilities Reports Monitors Preferences About Help

Search Service Information Enter search phrase here

### BCM View

Click on tabs to access various ECU operations and information for the selected ECU.

Flash Data DTCs Actuators System Tests Misc Functions ECU Details

Click on the buttons to view the desired information. Click on column heading to sort table.

Overview Configuration

Name	Value
Model Year	2013
Vehicle Line	LX
Body Style	4-Door Sedan
Country Code	USA
ECU Part Number	68164835AD
Hardware Part Number	68164835AD
Software Logical Block #0 Part Number	68164832AD
VIN Current	2C3CCARG8DH [REDACTED]
VIN Original	2C3CCARG8DH [REDACTED]
Active Diagnostic Variant	40
Active Diagnostic Version	0C
HW - year	10
HW - week	20

Overview

Name: Body Controller  
Flash Part Number: 68164835AD  
Bus Type: CAN C  
Hardware Version: 0A.14.00  
Software Version: #0: 12.43.01  
Spare Part Number: Not Available  
ISO Code:  
Software Number: Not Available  
Hardware Number: Not Available  
Original VIN: 2C3CCARG8DH [REDACTED]

Login Offline Disconnect Warnings: 0 Errors: 0

Utilities Reports Monitors Preferences About Help

Search Service Information Enter search phrase here

### BCM View

Click on tabs to access various ECU operations and information for the selected ECU.

Flash Data DTCs Actuators System Tests Misc Functions ECU Details

Click on the buttons to view the desired information. Click on column heading to sort table.

Overview Configuration

Name	Value
Active Diagnostic Version	0C
HW - year	10
HW - week	20
HW - patch level	0
SW - year	12
SW - week	43
SW - patch level	1
Boot SW - Year	11
Boot SW - Week	35
Boot SW - Patch Level	0
Hardware Supplier Identification	Continental
ECU File Name	BCM/BCM_PN/40
ECU Database ID	6582

Overview

**Software Version:**  
#: 12.43.01

**Spare Part Number:**  
Not Available

**ISO Code:**

**Software Number:**  
Not Available

**Hardware Number:**  
Not Available

**Original VIN**  
2C3CCARG8DH73 [REDACTED]

**Current VIN**  
2C3CCARG8DH73 [REDACTED]

**Variant & Version:**  
40 - 0C

**Country Code**  
N/A

**DTC Count:**  
1

Login **Offline** Disconnect Warnings: 0 Errors: 0



ECU Summary Information

ECU	Name	Original VIN	Current VIN	Part Number	Flash Part Number	H/W Version	S/W Version	Spare Part Number	ISO Code	S/W Number	H/W Number	Variant	Version	Bus Type	Country Code
ABS	An/I Lock Brakes	2C3CCARG8 DH [REDACTED]	2C3CCARG8 DH [REDACTED]	68157545AF	68157545AF	0B.04.4A	#0: 12.48.74	Not Available		Not Available	Not Available	40	05	CAN C	N/A
BCM	Body Controller	2C3CCARG8 DH [REDACTED]	2C3CCARG8 DH [REDACTED]	68164835AD	68164835AD	0A.14.00	#0: 12.43.01	Not Available		Not Available	Not Available	40	0C	CAN C	N/A
DDM	Driver Door Module	2C3CCARG8 DH [REDACTED]	2C3CCARG8 DH [REDACTED]	68155771AD	68155771AD	11.30.00	#0: 18.72.01	Not Available		Not Available	Not Available	41	00	CAN IHS	N/A
DTCM	Drive Train Control Module	2C3CCARG8 DH [REDACTED]	2C3CCARG8 DH [REDACTED]	56029529AH	56029529AH	80.02	11.11.07	Not Available		Not Available	Not Available	40	00	CAN C	USA
EPS	Electric Power Steering	2C3CCARG8 DH [REDACTED]	2C3CCARG8 DH [REDACTED]	68059525AI	68059525AI	0B.1B.00	#0: 11.31.00, #1: 11.31.00	Not Available		Not Available	Not Available	40	03	CAN C	N/A
ESM	Electronic Shifter	Invalid	Invalid	68140727AD	68140727AD	0B.17.00	#0: 11.47.00, #1: 11.47.00	Not Available		Not Available	Not Available	42	01	CAN C	N/A
HFM	Hands Free Module (cell phone)	2C3CCARG8 DH [REDACTED]	2C3CCARG8 DH [REDACTED]	68158125AC	68158125AC	0C.03.09	#0: 12.50.04	Not Available		Not Available	Not Available	40	02	CAN IHS	N/A
HSM	Heated Seat Module	2C3CCARG8 DH [REDACTED]	2C3CCARG8 DH [REDACTED]	68058077AG	68058077AG	0B.15.00	#0: 12.15.00	Not Available		Not Available	Not Available	40	02	CAN IHS	N/A
HVAC	Heat, Ventilation and A/C	2C3CCARG8 DH [REDACTED]	2C3CCARG8 DH [REDACTED]	55111919AQ	55111919AQ	0B.1F.00	#0: 12.38.00	Not Available		Not Available	Not Available	40	01	CAN IHS	N/A
ICS	Integrated Center Stack	2C3AK63H35 H6 [REDACTED]	2C3CCARG8 DH [REDACTED]	05064798AI	05064798AI	0A.2B.00	#0: 12.47.00	Not Available		Not Available	Not Available	40	00	CAN IHS	N/A
IPC	Instrument Panel Cluster	2C3CCARG8 DH [REDACTED]	2C3CCARG8 DH [REDACTED]	05091739AD	05091739AD	00.06.00	#0: 12.39.00	Not Available		Not Available	Not Available	40	02	CAN C	N/A
ORC	Occupant Restraint	2C3CCARG8 DH [REDACTED]	2C3CCARG8 DH [REDACTED]	68105510AE	68105510AE	0B.0B.00	#0: 11.11.00, #1: 11.40.19, #2: 00.00.00	Not Available		Not Available	Not Available	40	05	CAN C	N/A
PCM	Powertrain Control Module	2C3CCARG8 DH [REDACTED]	2C3CCARG8 DH [REDACTED]	68171305AE	68171305AE	12.47	11.04.01	Not Available		Not Available	Not Available	23	A6	CAN C	USA
PDM	Passenger Door Module	2C3CCARG8 DH [REDACTED]	2C3CCARG8 DH [REDACTED]	68155770AD	68155770AD	11.30.00	#0: 18.72.01	Not Available		Not Available	Not Available	41	00	CAN IHS	N/A
RFH	Radio Frequency Hub	2C3CCARG8 DH [REDACTED]	???????????? ???????	68172581AB	68172581AB	09.05.02	#0: 34.00.00	Not Available		Not Available	Not Available	40	18	CAN C	N/A
SCCM	Steering Column Control Module	2C3CCARG8 DH [REDACTED]	2C3CCARG8 DH [REDACTED]	56046249AF	56046249AF	0A.1D.00	#0: 13.02.00	Not Available		Not Available	Not Available	40	02	CAN C	N/A



TCM	Transmission Control Module	2C3CCARG8 DH [REDACTED]	2C3CCARG8 DH [REDACTED]	04800737AC	04800737AC	0A.03.1F	#0: 12.26.00, #1: 12.26.00	Not Available		Not Available	Not Available	40	06	CAN C	N/A
TGW	Telematic Gateway Radio	2C3CCARG8 DH [REDACTED]	2C3CCARG8 DH [REDACTED]	05091366AI	05091366AI	0C.05.02	#0: 13.11.63, #1: 00.00.00	Not Available		Not Available	Not Available	40	02	CAN IHS	N/A
TPM	Tire Pressure Monitor	2C3CCARG8 DH [REDACTED]	2C3CCARG8 DH [REDACTED]	56029542AD	56029542AD	08.2D.00	#0: 11.51.00	Not Available		Not Available	Not Available	40	01	CAN C	N/A

### DTC Summary Information

ECU	DTC Code	Status	DTC Description
BCM	B16C3-15	Stored	Front Right Sidemarker Lamp Control-Circuit Short to Battery or Open

### Environmental Data Summary Information

BCM | B16C3-15 | Stored | Front Right Sidemarker Lamp Control-Circuit Short to Battery or Open

Name	Value	Units
Confirmed DTC	True	
DTC Extended Data Record Number - All	01	
Frequency Counter	2	
Ignition Cycle Counter	48	
Most Recent Odometer Value	15241	miles
Occurrence flag	Error	
Original Odometer Value	15241	miles
Pending DTC	False	
Test Failed	False	
Test Failed Since Last Clear	True	
Test Failed This Operation Cycle	False	
Test Not Completed Since Last Clear	False	
Test Not Completed This Operation Cycle	True	
Warning Indicator Requested	False	

Estimate of Record

Customer: [REDACTED]

Job Number:

Vehicle: 2013 CHRY 300 AWD 4D SED 6-3.6L-FI PWD

ESTIMATE TOTALS

Category	Basis	Rate	Cost \$
Parts			461.20
Body Labor	2.6 hrs @	\$ 65.00 /hr	169.00
Paint Labor	5.4 hrs @	\$ 65.00 /hr	351.00
Paint Supplies	5.4 hrs @	\$ 43.00 /hr	232.20
Other Charges			5.00
Subtotal			1,218.40
Sales Tax	\$ 1,218.40 @	6.0000 %	73.10
<b>Grand Total</b>			<b>1,291.50</b>
Deductible			100.00
<b>CUSTOMER PAY</b>			<b>100.00</b>
<b>INSURANCE PAY</b>			<b>1,191.50</b>

For more information regarding State Farm's promise of satisfaction relating to new non-original equipment manufacturer (non-OEM) and recycled parts, please visit: <http://st8.fm/7X4> or QR code.



Register online to check the status of your claim and stay connected with State Farm®. To register, go to <http://www.statefarm.com/> and select Check the Status of a Claim. If you are already registered, thank you! Not available in New Mexico.

\*\*\*\*\*PARTS PRICES ARE SUBJECT TO CHANGE WITHOUT NOTICE\*\*\*\*\*  
\*\*\*\*\*THEREFORE, THESE PARTS PRICES ARE NOT GUARANTEED\*\*\*\*\*

OCCASSIONALLY, ADDITIONAL DAMAGE WILL BE DISCOVERED ONCE THE WORK HAS BEGUN AND ADDITIONAL REPAIRS WILL BE REQUIRED. REPAIRS WILL BE MADE FOR YOU, SO IF YOU DO NOT INTEND TO PAY WITH YOUR OWN FUNDS, PLEASE MAKE CERTAIN INE INS. COMPANY CAN DELIVER THEIR CHECK TO YOU IN TIME TO PICK UP YOUR VEHICLE. ALL REPAIRS MUST BE PAID FOR IN FULL BEFORE THE VEHICLE WILL BE RELEASED. "NO EXCEPTIONS" IF A LEINHOLDER IS NAMED ON THE INSURANCE CHECK, THEIR ENDORSEMENT MUST BE OBTAINED. WE ARE PROUD OF OUR TECHNICIANS AND THEIR SUPERIOR QUALITY CRAFTMANSHIP. THANK YOU FOR GIVING US THE OPPORTUNITY TO HELP YOU.

AUTHORIZATION X \_\_\_\_\_

**ZANETTI PRESTIGE COLLISION  
REPAIR**

Workfile ID:

161ebba2

1002 PILOT BUTTE AVE, ROCK SPRINGS, WY  
82901  
Phone: (307) 382-9247  
FAX: (307) 382-8066

**Estimate of Record**

**Customer:** [REDACTED]

**Job Number:**

Written By: alan zanetti, 1/29/2015 7:07:38 AM  
Adjuster: Express Team D, (855) 341-8184 Day

Insured: [REDACTED]  
Type of Loss: Collision  
Point of Impact: 12 Front

Policy #: [REDACTED]  
Date of Loss: 1/28/2015 12:10:00 PM

Claim #: [REDACTED]  
Days to Repair: 2

**Owner:**

**Inspection Location:**

**Insurance Company:**

[REDACTED]  
ROCK SPRINGS, WY 8  
[REDACTED] Day  
[REDACTED] Other

ZANETTI PRESTIGE COLLISION REPAIR  
1002 PILOT BUTTE AVE  
ROCK SPRINGS, WY 82901  
Repair Facility  
(307) 382-9247 Business

STATE FARM INSURANCE COMPANIES

**VEHICLE**

Year: 2013  
Make: CHRY  
Model: 300 AWD  
Color: PWD Int:

Body Style: 4D SED  
Engine: 6-3.6L-FI  
Production Date: 6/2013  
Condition:

VIN: 2C3CCARG8DH73 [REDACTED]  
License: [REDACTED]  
State: WY  
Job #:

Mileage In: 14882  
Mileage Out:  
Vehicle Out:

**TRANSMISSION**

Automatic Transmission  
4 Wheel Drive  
Traction Control

**SEATS**

Power Driver Seat  
Bucket Seats  
Leather Seats  
Heated Seats  
Lumbar Adjustment

**STEERING**

Power Steering

Tilt Wheel

Telescopic Wheel  
Steering Wheel Controls

**BRAKES**

Power Brakes  
4 Wheel Disc Brakes  
Anti-Lock Brakes (4)

**GLASS**

Rear Defogger  
Power Windows

**WHEELS**

Aluminum/Alloy Wheels

**RADIO**

AM Radio  
FM Radio  
Stereo  
Search/Seek

CD Player

**INTERIOR**

Power Locks  
Power Trunk/Tailgate  
Air Conditioning  
Cruise Control  
Driver Air Bag

Passenger Air Bag

Front Side Impact Air Bags  
Console/Storage  
Intermittent Wipers

**EXTERIOR**

Power Mirrors  
Dual Mirrors  
Keyless Entry

**PAINT**

Three Stage Paint