

17/17

EA16-002

FLAT CHRYSLER

5-12-2016

ENCLOSURE 04

CAIR Backup





October 24, 2012

[REDACTED]  
Tallassee, AL [REDACTED]

Re: [REDACTED]

V.I.N.: 2C3CDXHG9CH [REDACTED]

Dear Mr. [REDACTED]

This is in regard to the inspection that was performed on your 2012 Dodge Charger.

The inspection revealed that there was no evidence of a malfunction which would cause the vehicle to move by itself. The transmission, interlock systems, parking pawl, parking brake, and all other related systems were checked very carefully. All systems were found to be operating properly, and as designed. In addition, your vehicle was tested with an electronic scanning tool, and no stored or active fault codes were found relating to this incident.

As stated in your owner's manual, Chrysler Group LLC recommends that the gear selector be placed in park, the parking brake set, the ignition turned off, and the keys removed whenever the driver exits the vehicle. It is our understanding that these conditions were not met. Therefore, we must respectfully decline participation with any costs associated with this incident.

Based on this information, we can only suggest that you refer this matter to your insurance carrier. Should they feel a manufacturing responsibility exists, they have full subrogation rights under the terms of your policy.

Thank you for allowing us the opportunity in reviewing this matter with you.

Sincerely,

J. S. Susalla  
Special Investigations  
(586) 274-8171

JSS/ss

**CONFIDENTIAL - Prior Approval Required Before Duplicating**  
**Preliminary Vehicle Investigation Report(PVIR)**

CAIR# [REDACTED]

YEAR	BRAND	VEHICLE IDENTIFICATION NUMBER	MO/DY-HR	ODOMETER	IN-SERVICE
2012	DODGE CHARGER RALLYE RWD FOUR DOOR SEDAN	2C3CDXHG9CH [REDACTED]	01-25 14	14765	03/24/2012
NAME OF OWNER		ADDRESS/LOCATION	CITY	STATE	COUNTRY
[REDACTED]		[REDACTED]	TALLASSEE	AL	USA
ZIP	COLOR	MODEL	HOME PHONE	BUSINESS PHONE	
[REDACTED]	Black Clear Coat	LDD [REDACTED]	[REDACTED]		
SELLING DEALER NAME	BUSINESS CENTER	DLR. CODE	CITY	STATE	COUNTRY
BEN ATKINSON MOTORS INC	66	67812	TALLASSEE	AL	USA
INSPECTOR - NAME FIRST, LAST, MIDDLE		INSPECTOR'S COMPANY	INSPECTOR'S PHONE NO.		
Gary Double L		EAA	770-402-8325		
DAMAGE ESTIMATE			REPAIR ESTIMATE		
<input checked="" type="radio"/> MINOR <input type="radio"/> MODERATE <input type="radio"/> TOTAL LOSS			\$ .00		

**INTERVIEW**

INTERVIEW WITH:  DRIVER  OWNER  OTHER  DRIVER/OWNER

NAME: LAST, FIRST, MIDDLE [REDACTED]

INTERVIEW DATE: **10/17/2012**      DATE OF INCIDENT: **10/11/2012**      TIME OF INCIDENT: **10:00**  AM  PM      INSPECTION DATE: **10/17/2012**

1. DRIVER'S DESCRIPTION OF EVENT: **Mr. [REDACTED] stated that his wife had just parked the vehicle in the school parking lot. While she was walking away the vehicle started rolling down the hill and into a fence. Mr. [REDACTED] said the vehicle was in park and vehicle locked when it stopped. Mr. [REDACTED] wants to know how the vehicle came out of gear.**

Insurance Company Name: **Allstate**  
 Personal Injury: Were there Personal Injuries?  Yes  No      If Yes, complete section "B"  
 Any Indicator/Warning Lights on Prior?  Yes  No      If Yes, What light:

**IMPORTANT: SHOW THIS REPORT TO NO ONE & ONLY STATE FACTS (DRAW NO CONCLUSIONS)**

Help Key

**PART A- GENERAL**

<p><b>REQUIRED PHOTOGRAPHS:</b>  <input checked="" type="checkbox"/> ALL FOUR SIDE VIEWS  <b>IF CRASH DAMAGED:</b>                  PERSPECTIVE FROM EVERY CORNER OF VEHICLE DOWN BOTH ORIGINAL LATERAL SIGHT LINES(8 TOTAL)                  - ANY RECENT VEHICLE SERVICE  <input type="radio"/> YES <input type="radio"/> NO</p>	<p><b>INFORMATION:</b>  <input type="checkbox"/> POLICE/AGENCY REPORT #:  <input checked="" type="checkbox"/> ALL REPORTS/PHOTOS BY OTHERS                  - ADDRESS OF INSPECTION                  Address <b>Ben Atkinson Chry</b>                  1                  Address <b>1618 Gilmer Ave</b>                  2                  City <b>Tallasse</b></p>	<p>- EVIDENCE OF TAMPERING OR PRIOR DISASSEMBLY  <input type="radio"/> YES <input checked="" type="radio"/> NO                  - IF YES, DESCRIBE AND PHOTOGRAPH</p>
--	---	---

• UNKNOWN  
IF YES, ENCLOSE COPIES OF  
REPAIR ORDERS

State **AL**  
Zip **36078**  
Phone **334-283-6815**

---

**PART B - EXTERIOR/INTERIOR VEHICLE DAMAGE**

---

**REQUIRED PHOTOGRAPHS:**

**The vehicle has damage to the left rear quarter panel and the rear fascia. No damage to the interior of vehicle. No one in vehicle at time of incident. There is damage on the undercarraige consistant to rolling backwards over a curb.**

- WINDSHIELD
- ALL AREAS OF DAMAGE MARKINGS ON INTERIOR AND EXTERIOR
- CLOSE UPS OF STAINS, SKIN, HAIR, CLOTH
- EXTERIOR AND INTERIOR DAMAGE INCLUDING UNDERCARRIAGE

**INFORMATION:**

- DESCRIBE ANY INJURIES TO DRIVER AND/OR OTHER OCCUPANTS
  - SEE SEAT BELT/SEATS SECTION IF APPLICABLE
- 

Next

**PART - C AIRBAG(S) NOT APPLICABLE****PART - D SEATS/SHOULDER BELTS NOT APPLICABLE****PART E - TRANSMISSION****REQUIRED****PHOTOGRAPHS:**

- ENTIRE TRANSMISSION WITH PICTURES AND CLOSE-UP OF LEAKS, IF ANY
- SHIFT LEVER AND CABLE AT TRANSMISSION-GEAR SHIFT LEVER
- SHIFT INDICATOR WITH LEVER IN EACH GATED GEAR POSITION.
- SHOW INDICATOR ALIGNMENT
- PHOTO SHIFT LINKAGE ADJUSTMENT CONNECTOR

**INFORMATION:**

- TEST SHIFT INTERLOCK OPERATION
- TEST KEY INTERLOCK FUNCTION
- TEST NEUTRAL START INTERLOCK
- CLUTCH AND LINKAGE INSPECTION
- FLUID LEVEL AND CONDITION

**INFORMATION:**

- TRANSMISSION TYPE?  
 MANUAL  AUTOMATIC
- HOW MANY SPEEDS?  
 3  4  5  6
- TRANSMISSION IDENTIFICATION NUMBER:  
**P68046526AJ**
- RECORD GEAR SHIFT POSITION AT TIME OF INSPECTION:  
Park
- RUN SHIFT LEVER THRU ALL SHIFT POSITIONS AND RECORD "FEEL OF GATING":

- DOES THE PARKING BRAKE WORK?  
 YES  NO  
IF NO, EXPLAIN
- IS SHIFT INDICATOR PROPERLY ALIGNED AT ALL GATES?  
 YES  NO  
IF NO, EXPLAIN
- SHIFT TYPE  
 COLUMN  CENTER CONSOLE
- IF SAFE AND PERMITTED TO DRIVE:  
DRIVE VEHICLE AND RECORD FEEL OF GEAR DURING EACH SHIFT:  
**Normal feel**
- DOES PARKING PAWL ENGAGE?  
 YES  NO  
IF NO, EXPLAIN
- IF LOCKUP IS ALLEGED - CHECK ROTATION OF TRANSMISSION IN ALL GEARS  
  
DOES THE VEHICLE START IN PARK AND NEUTRAL  
 YES  NO  
DOES THE VEHICLE START IN OTHER POSITIONS  
 YES  NO  
IF YES, EXPLAIN
- IS VEHICLE EQUIPPED WITH BTSI  
 YES  NO  
IF YES, EXPLAIN  
**works correctly**  
IF EQUIPPED WITH BTSI CAN YOU SHIFT OUT OF "P" WITHOUT DEPRESSING SERVICE BRAKE  
 YES  NO  
IF YES, EXPLAIN
- DOES KEY ROTATE TO "LOCK" WITH SHIFT LEVER IN ANY POSITION OTHER THAN PARK.  
 YES  NO  
IF YES, EXPLAIN
- CAN KEY BE REMOVED FROM IGNITION IN ANY POSITION OTHER THAN PARK  
 YES  NO  
IF YES, IS KEY OEM OR AFTERMARKET  
 OEM  AFTERMARKET  N/A  
WITH KEY OUT CAN SHIFT LEVER BE MOVED FROM "PARK"?  
 YES  NO  
IF YES, EXPLAIN

Previous

Next

**PART - F UNINTENDED ACCELERATION NOT APPLICABLE**

---

**PART - G BRAKES NOT APPLICABLE**

---

**PART - H STEERING/SUSPENSION/TIRES NOT APPLICABLE**

---

**PART - I AXLE/DIFFERENTIAL NOT APPLICABLE**

---

**PART J - ADDITIONAL COMMENTS (DO NOT DRAW ANY CONCLUSIONS)**

---

**Unable to duplicate customers concern. Test drove vehicle and parked on an incline at the accident site and was not able to recreate the incident. This vehicle is equipped with the new electronic shift. You are unable to move the shift lever to feel the gating. Also the safety feature on this vehicle does not allow you to start the vehicle in any position except for park.**

---

Previous

Form Approved

Returned for corrections



2.6L  
VVT

3077  
1E

MAZDA

MAZDA




2-12-BAM  
NCD-3





2-12-8AM  
NYCD-3


















ZF Getriebe GmbH

ZF 050 218 048 a

>PA66-GF 35%






ZF Getriebe GmbH

11 323

26 148

PA66-GF 35%







# Vehicle View

Roll over an ECU to see full name. Click on an ECU for complete details.

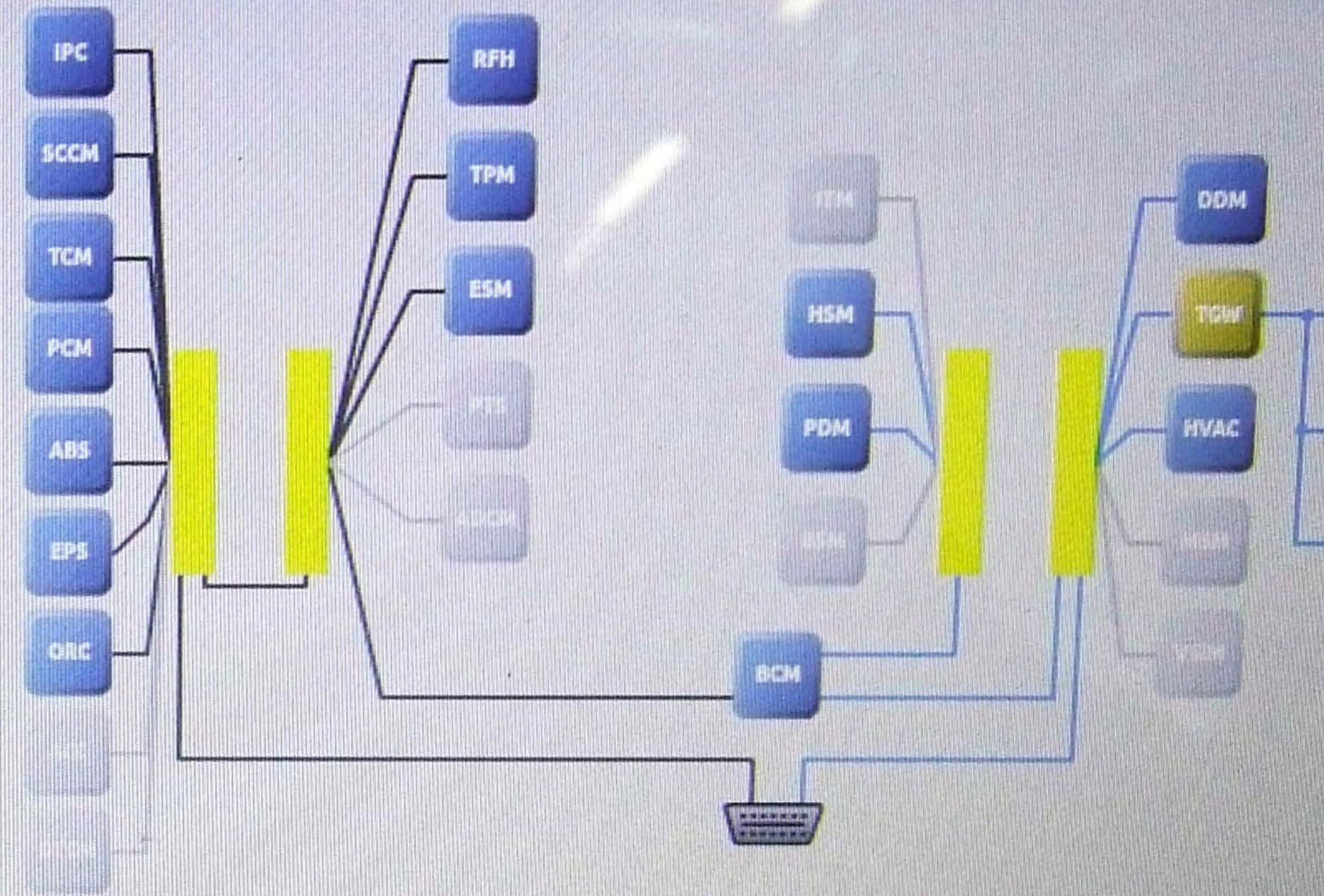
2012 LD 3.6L

VIN: 2C3CDXHG9CH1 [REDACTED]

Battery 12.02 volts

### Legend

- Active ECU
- Non-responsive ECU
- DTCs Present
- ECU Not Built
- ♻️ Scanning ECU
- 🔌 New Flash Available
- CAN-C
- CAN-IHS



All DTCs Diagnostic Procedures Customer Preferences Vehicle Preparations








Double-click row selection to view environmental data. Click on column heading to sort table.

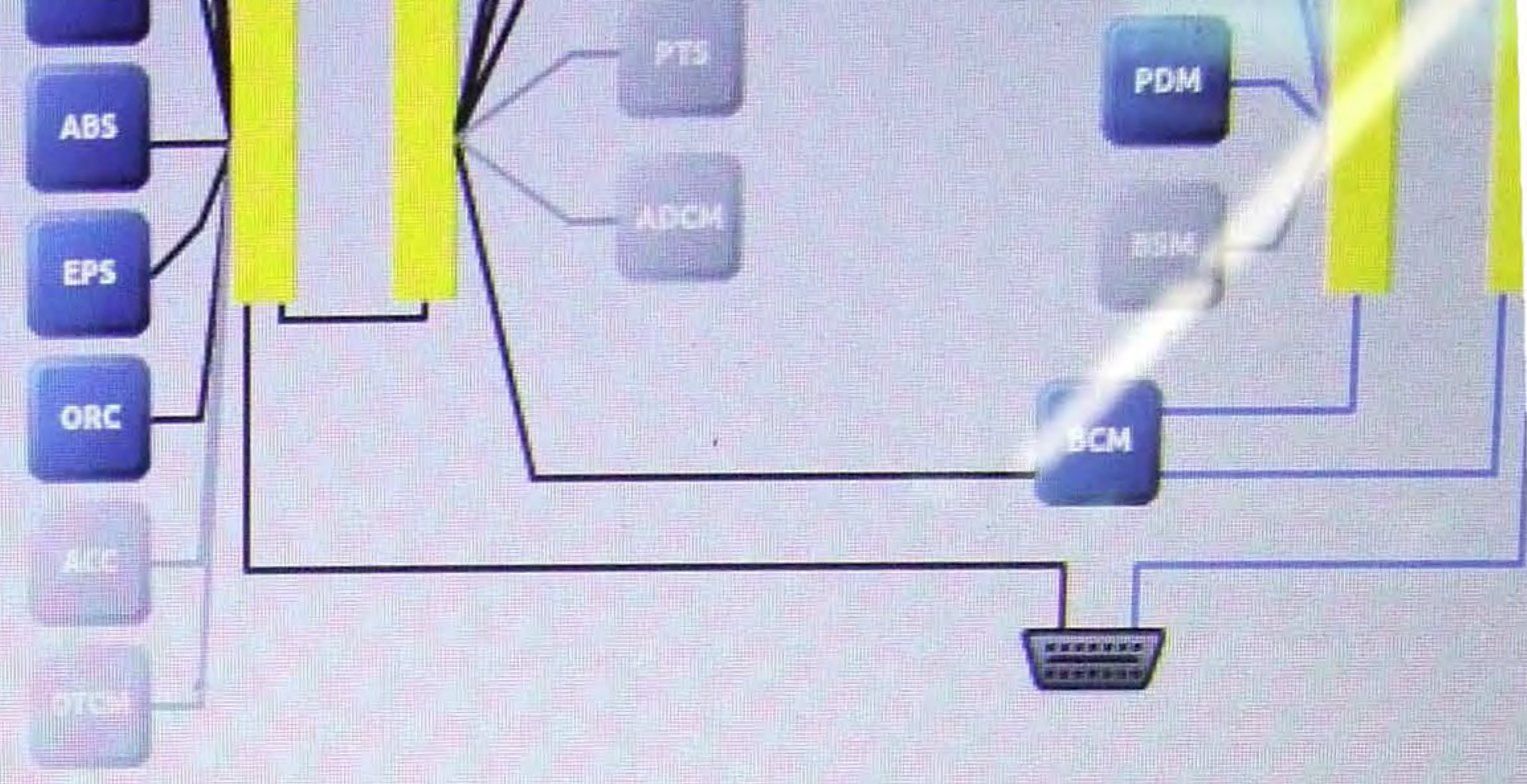
All Active Stored Pending

ECU	Code	Status	Description
TGW	B1570-00	Stored	USB Communication-

Knowledge Base Articles Online



-  Non-responsive ECU
-  DTCs Present
-  ECU Not Built
-  Scanning ECU
-  New Flash Available
-  CAN-C
-  CAN-IHS





[All DTCs](#) | 
 [Diagnostic Procedures](#) | 
 [Customer Preferences](#) | 
 [Vehicle Preparations](#)

Double-click row selection to view environmental data. Click on column heading to sort table.

[All](#) | 
 [Active](#) | 
 [Stored](#) | 
 [Pending](#)

	ECU	Code	Status	Description
	TGW	B1570-00	Stored	USB Communication-
A	A			

 Knowledge Base Articles | 
  [Online](#)



acer



P  
R  
N  
D/S

eatup ha

N 14768mi 64°

Fuel Economy

AVG: 23.0 ▶ Reset

DTE: 76mi

MPG:



P  
R  
N  
-D+  
S





**N**    **14768mi**    **64°**

**Fuel Economy**  
AVG: 23.0    ▶ Reset  
DTE: 76mi

**MPG:**  
0    20    40

P  
R  
N  
**-S2+**  
D



**SPORT**










D O D G E

CHARGER





CHARGER


RABBIT

D





2C3CDXHG9CH



N 14765mi 57°

Press Brake and  
Push Button to Shift  
into Gear



P  
R  
N  
D  
S















3.5L  
VVT

183  
1A8E

ENGINE OIL  
CHECK LEVEL  
DAILY

COOLANT  
LEVEL  
CHECK



