



February 26, 2016

**Attention: All Dealer Principals**

Kia Motors America, Inc. is extending the warranty coverage for the front passenger Occupant Classification System (OCS) sensor mat for the **2007-2009 MY Spectra** vehicles to **15 years/unlimited mileage**, starting from the date of first service. This warranty extension addresses failures of the OCS sensor mat as reported by some vehicle owners.

The sensor mat is intended to detect child seats and small stature occupants who could be harmed by deployment of the passenger frontal air bag. If the sensor mat is not working properly, the OCS will not suppress the air bag. Accordingly, if a crash of sufficient severity occurs, the air bag will deploy even if the passenger seat is occupied by a child or small stature person.

On **February 26, 2016**, the Technical Service Bulletin that provides vehicle repair procedures and the affected VIN production range will be posted on the Kia Global Information System (KGIS) at [www.kiatechinfo.com](http://www.kiatechinfo.com) and the Warranty Bulletin describing this warranty extension will be posted on [www.kdealer.com](http://www.kdealer.com).

On **February 29, 2016**, we will mail notices to the owners of the affected vehicles.

LEGAL PRIVACY LIABILITY NOTICE: Pursuant to the terms of the Dealer Sales and Service Agreement and the Gramm-Leach-Bliley federal consumer privacy act, you are required to keep confidential any and all information and documents provided to you by Kia Motors America, Inc. or generated by you in the conduct of carrying out work under that Agreement regarding Kia vehicle purchasers and owners, including but not limited to warranty claim information.

If you have any questions, please contact your Kia District Parts & Service Manager.

Sincerely,

A handwritten signature in black ink, appearing to read "Neem Van der Reest".

Neem Van der Reest  
Quality Analysis Manager



February 26, 2016

**Attention: All Dealer Parts and Service Managers**

Kia Motors America, Inc. is extending the warranty coverage for the front passenger Occupant Classification System (OCS) sensor mat for the **2007-2009 MY Spectra** vehicles to **15 years/unlimited mileage**, starting from the date of first service. This warranty extension addresses failures of the OCS sensor mat as reported by some vehicle owners, as well as the diagnosis of any concerns related to the airbag warning light. (Repairs are only covered if related to the OCS sensor mat).

The sensor mat is intended to detect child seats and small stature occupants who could be harmed by deployment of the passenger frontal air bag. If the sensor mat is not working properly, the OCS will not suppress the air bag. Accordingly, if a crash of sufficient severity occurs, the air bag will deploy even if the passenger seat is occupied by a child or small stature person.

On February 26, 2016, the Technical Service Bulletin that provides vehicle repair procedures and the affected VIN production range will be posted on the Kia Global Information System (KGIS) at [www.kiatechinfo.com](http://www.kiatechinfo.com) and the Warranty Bulletin describing this warranty extension will be posted on [www.kdealer.com](http://www.kdealer.com).

On **February 29, 2016**, we will mail notices to the owners of the affected vehicles.

LEGAL PRIVACY LIABILITY NOTICE: Pursuant to the terms of the Dealer Sales and Service Agreement and the Gramm-Leach-Bliley federal consumer privacy act, you are required to keep confidential any and all information and documents provided to you by Kia Motors America, Inc. or generated by you in the conduct of carrying out work under that Agreement regarding Kia vehicle purchasers and owners, including but not limited to warranty claim information.

If you have any questions, please contact your Kia District Parts & Service Manager.

Sincerely,

A handwritten signature in black ink, appearing to read "Neem Van der Reest".

Neem Van der Reest  
Quality Analysis Manager



Kia Motors America, Inc.  
Corporate Headquarters  
111 Peters Canyon Road, Irvine, CA 92606-1790 USA  
T 1 949 468 4800 F 1 949 468 4905

## PLEASE KEEP THIS LETTER IN THE GLOVEBOX OF THE VEHICLE

### 2007-2009 MY Spectra Vehicles Front Passenger OCS Sensor Mat Kia New Vehicle Limited Warranty Extension

February 29, 2016

Dear Kia Spectra Owner:

Kia Motors America's highest commitment is to your safety. To that end, Kia is extending the warranty coverage for the front passenger occupant classification system (OCS) sensor mat to **15 years with unlimited mileage**, starting from the date of first service. This warranty extension addresses failures of the OCS sensor mat as reported by some vehicle owners. The sensor mat is intended to detect child seats and small stature occupants who could be harmed by deployment of the passenger frontal air bag. If the sensor mat is not working properly, the OCS will not suppress the air bag. Accordingly, if a crash of sufficient severity occurs, the air bag will deploy even if the passenger seat is occupied by a child or small stature person.

#### **What You Should Do:**

- **CHECK THE AIR BAG WARNING LIGHT.** Start your Spectra's engine, and observe the airbag warning light on the instrument panel. If the airbag warning light NEVER illuminates OR if the airbag warning light remains illuminated after the engine has started, contact your Kia dealer to schedule a system diagnosis. **You will not be charged for this diagnosis.** The location of the airbag warning light is further described in the Airbag section of your Owner's Manual.
- **RETAIN THIS LETTER IN THE GLOVE COMPARTMENT OF YOUR KIA VEHICLE.** Place this letter in your glove compartment, together with your vehicle's other warranty information, for reference by any servicing dealer and as a record of the extended warranty in the event that a problem with the airbag system occurs.
- **AVOID PLACING SHARP AND HEAVY OBJECTS ON THE FRONT PASSENGER SEAT.** Your Owner's Manual cautions you not to place sharp objects or heavy objects on the front passenger seat of your vehicle. Please follow this instruction at all times.
- **AVOID PLACING INFANTS AND YOUNG CHILDREN IN THE FRONT PASSENGER SEAT.** Never place infants or young children in the front passenger seat, either on the seat itself OR in a child seat. Please review your Owner's Manual for detailed information regarding this important safety action.

#### **Warranty Extension Coverage:**

- If, at any time within the extended warranty period, the airbag warning light is illuminated, your Kia dealership will diagnose the cause **at no cost to you.**
- If the diagnosis indicates the condition is caused by a failed passenger seat OCS sensor mat that is not caused by obvious external damage to the OCS sensor mat, Kia will replace the sensor mat **at no cost to you.** If another issue exists with your airbag system, you will be advised of that condition and of the expense of the repair needed to correct the condition.

- This supplement to Kia's New Vehicle Limited Warranty does not alter the limitations and exclusions contained in that New Vehicle Limited Warranty including external damage to the seat due to abuse, fire or water.

**What If You Have Already Paid To Have This Situation Corrected?**

If you have experienced this issue and repaired it at your own expense prior to the date of this notice, you have the opportunity to obtain reimbursement for that expense whether or not you still own the vehicle. Please mail the attached Request for Reimbursement Form along with your documentation directly to Kia for review and consideration at the following address:

Consumer Assistance Center  
Kia Motors America, Inc.  
P.O. Box 52410  
Irvine, CA 92619-2410  
1-800-333-4542

Kia will review and respond to your claim within sixty (60) days of receipt. Kia may either accept or reject the claim, or it may request more information to evaluate the claim.

**Have You Changed Your Address or Sold Your Kia?**

- If you have changed your home address or no longer own your vehicle, please complete the enclosed prepaid "Change of Address/Ownership" card and mail it to us. This will benefit later owners of your vehicle.


**What If You Have Other Questions?**

- Should you have any questions regarding this warranty extension or if your dealer does not respond to your service request in a timely manner, please contact Kia's Consumer Assistance Center at 1-800-333-4542 (Monday through Friday, 5AM to 6PM, Pacific Standard Time), or through the owner's section of [www.kia.com](http://www.kia.com).

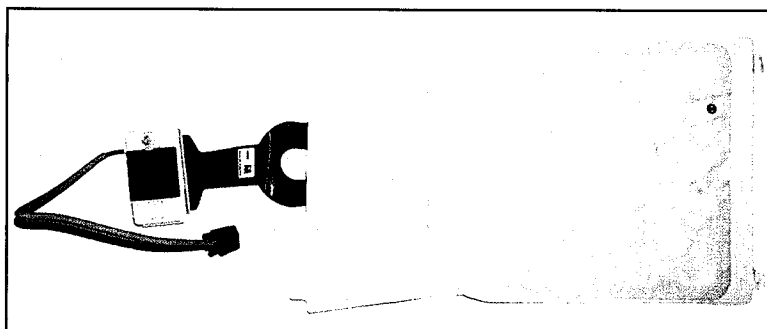
We hope that this warranty extension demonstrates Kia's commitment to your safety. If you have any questions or concerns do not hesitate to contact us.

Sincerely,

Consumer Affairs Department

	GROUP <b>BOD</b>	MODEL <b>2007~2009MY Spectra (LD)</b>
	NUMBER <b>130</b>	DATE <b>February 2016</b>
<b>TECHNICAL SERVICE BULLETIN</b>		
SUBJECT: <b>FRONT PASSENGER OCS SENSOR MAT DIAGNOSIS AND REPLACEMENT</b>		

This bulletin provides information related to the replacement of the front passenger Occupant Classification System (OCS) sensor mat in 2007~2009MY Spectra (LD) vehicles, produced from September 26, 2006 through April 6, 2009. The sensor mat is intended to detect child seats and small stature occupants who could be harmed by deployment of the passenger frontal air bag. If the sensor mat is not working properly, the airbag warning light on the cluster will illuminate and **DTC(s) B1447, B1448, B1449 and/or B1450** may be stored. If the airbag warning light is illuminated and one or more the above DTCs are stored, follow the repair procedure outlined in this bulletin to replace the OCS mat.



**\* NOTICE**

Kia is extending the warranty for the OCS sensor mat for the affected vehicles to **15 years / unlimited mileage, starting from the date of first service (provided the condition is not caused by obvious external damage to the OCS sensor mat). Only repairs related to the OCS sensor mat and the necessary diagnoses are covered. For additional information see Kia Warranty Bulletin 2016-03.**

File Under: <Body>

- Circulate To:     General Manager     Service Manager     Parts Manager
- Service Advisor(s)     Technician(s)     Body Shop Manager     Fleet Repair


**SUBJECT: FRONT PASSENGER OCS SENSOR MAT DIAGNOSIS AND REPLACEMENT**

**Service Procedure:**

1. Place the ignition key in the 'OFF' position and record customer's radio presets.
2. Disconnect Negative (-) terminal (A) from the battery. **NOTE: make sure voltage is bled off before proceeding.**



Not removing the Negative (-) terminal from the battery may result in accidental airbag deployment and possible physical injury.




3. Remove the passenger seat assembly (B) by referring to the applicable Service Manual on KGIS.

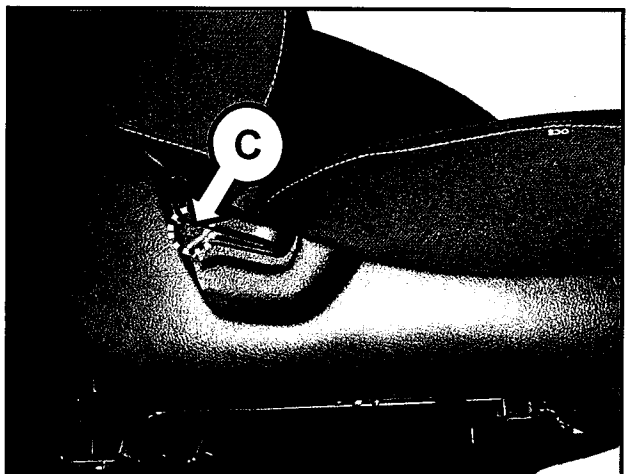
**Tightening Torque (Seat Mounting Bolts):**  
29 ~ 39 lb-ft (39 ~ 53 Nm)



Use caution when removing the seat from the vehicle to avoid scratching any interior trim panels.



4. Remove one (1) screw (C) securing the seat back release lever cover and remove the cover from the lever.



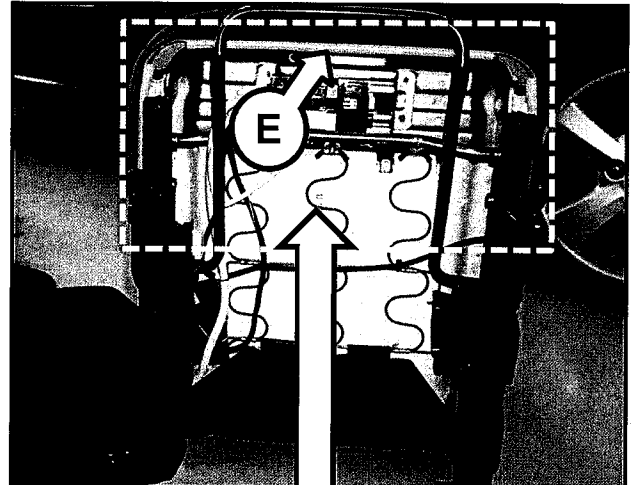
SUBJECT:

# FRONT PASSENGER OCS SENSOR MAT DIAGNOSIS AND REPLACEMENT

5. Remove two (2) screws (D) securing the seat side cover to the seat frame and remove the side cover.




6. Carefully undo the seat cover plastic hooks (E) running across the front of the seat.



SUBJECT:

## FRONT PASSENGER OCS SENSOR MAT DIAGNOSIS AND REPLACEMENT


7. Undo two (2) plastic hooks (F) securing the rear seat cover attachment panel.



8. Use a pair of side cutters to remove two (2) hog rings (G) from the right side seat cover attachment panel, as shown.

### \* NOTICE

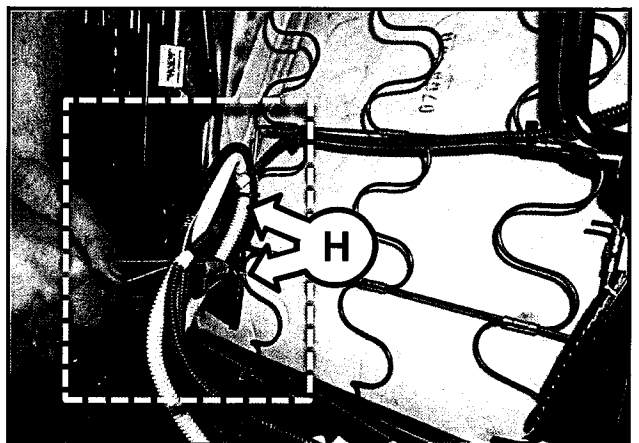
Replace with new hog rings (P/N: 88627 11201). To install the new hog rings, use the Hog Ring Pliers (P/N 09880 4F000A) or equivalent.



9. Use a pair of side cutters to remove two (2) hog rings (H) from the left side seat cover attachment panel, as shown.

### \* NOTICE


Replace with new hog rings (P/N: 88627 11201). To install the new hog rings, use the Hog Ring Pliers (P/N 09880 4F000A) or equivalent.



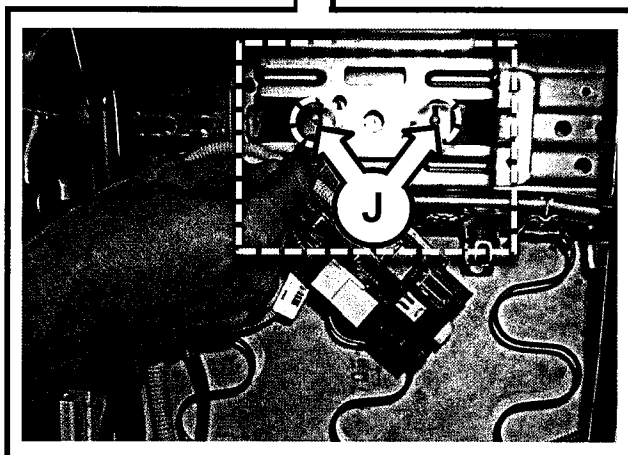
SUBJECT:

**FRONT PASSENGER OCS SENSOR MAT DIAGNOSIS  
AND REPLACEMENT**


10. Carefully remove the connector mounting plate (I) from the seat frame.



11. Use a pick tool to remove two (2) plastic clips (J) securing the OCS control module to the seat frame.



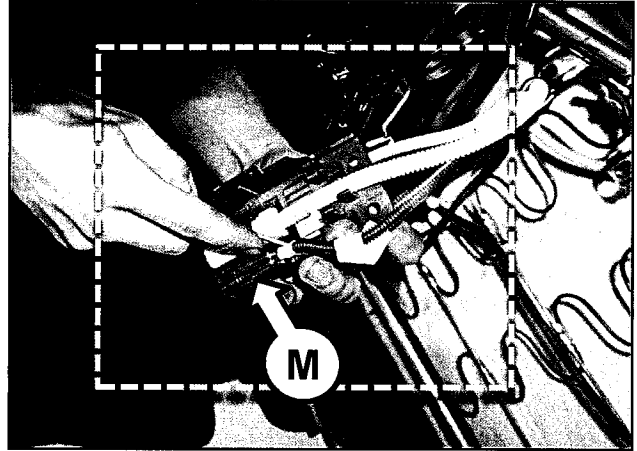
12. Carefully pull the seat cushion assembly (K) away from the seat frame (L).




SUBJECT:

## FRONT PASSENGER OCS SENSOR MAT DIAGNOSIS AND REPLACEMENT


13. Use a pick tool to carefully remove the OCS connector (M) from the mounting plate, as shown.



14. Use a pair of side cutters to carefully remove the cable ties securing all under-seat harnesses together.



15. Carefully remove the seat cushion assembly (O) from the seat frame, as shown.



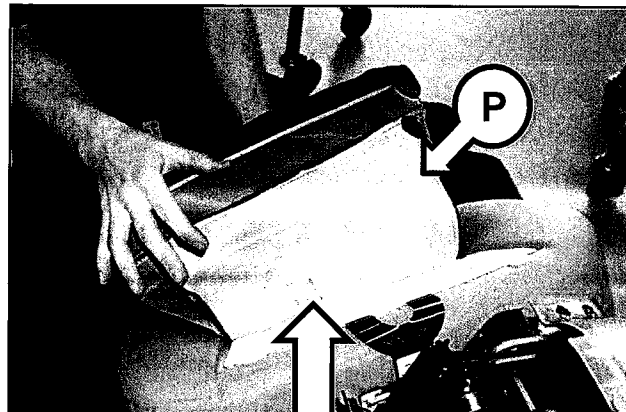
SUBJECT:

## FRONT PASSENGER OCS SENSOR MAT DIAGNOSIS AND REPLACEMENT

16. Carefully pull the seat cover material (P) back and remove nine (9) hog rings securing the seat cover to the seat cushion.

### ★ NOTICE

Replace with new hog rings (P/N: 88627 11201). To install the new hog rings, use the Hog Ring Pliers (P/N 09880 4F000A) or equivalent.

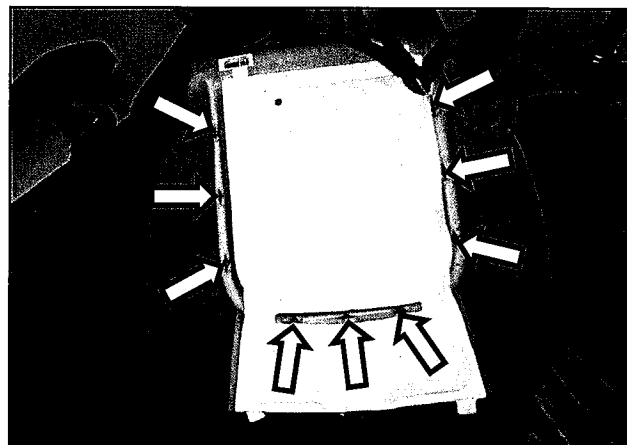


17. Remove the seat cover from the lower cushion and inspect each of the nine (9) seat cover attachment points for remaining hog ring debris.



### CAUTION

To prevent damaging the seat cover material, make sure to remove all hog ring debris from the lower cushion.

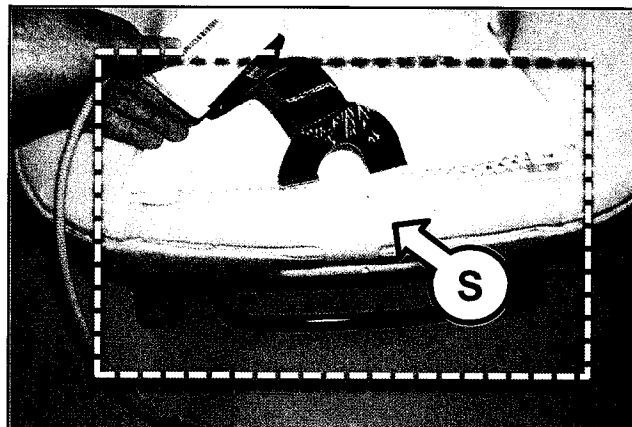


**SUBJECT: FRONT PASSENGER OCS SENSOR MAT DIAGNOSIS AND REPLACEMENT**

- 18. Remove the original OCS mat (R) and harness from the seat cushion, as shown.




- 19. Place the replacement OCS mat on the lower cushion and note the indentation in the foam (S). This indentation should be used to align the replacement mat with the seat cushion.



SUBJECT:

## FRONT PASSENGER OCS SENSOR MAT DIAGNOSIS AND REPLACEMENT

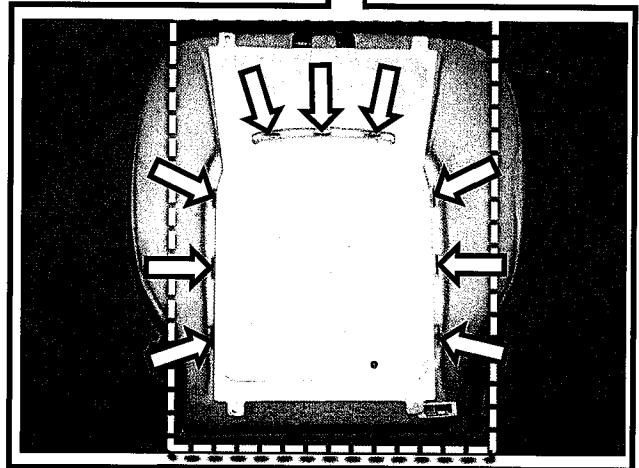
20. Turn the replacement OCS mat over and remove the protective lining (T) from the four (4) adhesive strips



21. Place the OCS mat on top of the seat and examine the placement mat. **NOTE:** make sure the OCS mat does **NOT** obstruct access to any of the nine (9) seat cover attachment points, as shown.

### \* NOTICE

The OCS mat **MUST** be in the correct position prior to applying pressure and adhering it to seat cushion.



22. Press down, as shown, to ensure the OCS mat is firmly adhered in place.



## FRONT PASSENGER OCS SENSOR MAT DIAGNOSIS AND REPLACEMENT

23. Reinstall all removed components by reversing the order of removal.




### CAUTION

To prevent damage to the under-seat harnesses, make sure to replace all cable ties removed in step 14.

24. Reconnect the Negative (-) terminal to the battery.

25. Verify the operation of the PASSENGER AIR BAG "OFF" indicator lamp, as described below:

- 1) Indicator lamp ON (U):
  - Infant or child restraint system with a 12 month old.
  - Unoccupied
- 2) Indicator lamp OFF (V):
  - Properly positioned adult or child age 13 and up.



26. Check for any diagnostic trouble codes (DTC) and erase any DTC(s) present.
27. Restore the customer's radio presets as recorded in step 1.

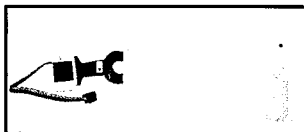

SUBJECT:

## FRONT PASSENGER OCS SENSOR MAT DIAGNOSIS AND REPLACEMENT


## AFFECTED VEHICLE PRODUCTION RANGE:

Model	Production Date Range
Spectra (LD)	2007~2009MY

## REQUIRED PART:

Part Name	Part Number	Figure	Qty.
OCS Mat Sensor Assembly	88906 2F510FFF		1
Hog Ring (Staple Clip)	88627 11201		13

## REQUIRED TOOL:

Part Name	Part Number	Figure
Hog Ring Pliers	09880 4F000A	

## WARRANTY CLAIM INFORMATION:

OCS SENSOR MAT REPLACEMENT (DTC 1447, 1448, 1449 AND/OR B4150 FOUND):

Claim Type	Causal P/N	Qty.	N Code	C Code	Repair Description	Labor Op Code	Op Time	Replacement P/N	Qty.
W	88906 2F510FFF	1	I3R	ZZ3	(BOD 130) OCS Sensor Mat Replacement	Primary Labor Op: 88907F00	0.7 M/H	88627 11201	13
					GDS/KDS Operation	Add: 88951RQ0	0.3 M/H		

**Note:** Labor time includes R&R seat, seat cushion, and clearing DTCs.

**SUBJECT: FRONT PASSENGER OCS SENSOR MAT DIAGNOSIS AND REPLACEMENT**

AIRBAG ILLUMINATION DIAGNOSIS ONLY (NO OCS SENSOR MAT REPLACEMENT):

Claim Type	Causal P/N	Qty.	N Code	C Code	Repair Description	Labor Op Code	Op Time	Replacement P/N	Qty.
W	88906 2F510FFF	0	I3R	ZZ3	GDS/KDS Operation	88951RQ0	0.3 M/H	N/A	0

See Warranty Bulletin 2016-03 for additional claim submission information.