

PE15-030

FLAT CHRYSLER

11-24-2015

ENCLOSURE 4


CAIR Backup

25109804

0458 >CM,SYRETIOM< GB 16897

VACUUM BRAKE 04581665AB

>CM,SY(P





F11 K10 F12 F13  
 F14 F15 F16 F17 F18 F19  
 K12 K13 K14 K15 K16

CIRCUIT BREAKERS  
 C01 PWR WINDOWS 25A  
 C02 PWR SEAT DRIVER 25A  
 C03 PWR SEAT PASS 25A

RELAYS  
 R01 RAD FAN LO SPC\*  
 R02 RAD FAN HI SPC\*  
 R03 AIR SUSP\*  
 R04 SPARE  
 R05 P2EV\*  
 R06 RUN/ACC #1  
 R07 STARTER SOL  
 R08 RUN/START  
 R09 FUEL HEATER\*  
 R10 DBL  
 R11 SPARE  
 R12 RUN/ONLY #2  
 R13 HVAC RR BLWR\*  
 R14 RUN/ACC #2  
 R15 RUN/ONLY #1  
 R16 BLOWER MTR

FUSES  
 F01 SPARE  
 F02 SPARE  
 F03 RAD FAN\*  
 F04 SPARE  
 F05 SPARE  
 F06 AIR-SUSPENSION COMP\*  
 F07 ABS PUMP MTR  
 F08 STARTER SOLENOID  
 F09 DIESEL EMISSIONS\*  
 F10 DIESEL FUEL HEATER\*  
 F11 CSC #0/EXT LIGHT  
 F12 TRLR TOW BRAKE\*  
 F13 CSC #3/INT LIGHT  
 F14 HVAC BLWR MTR  
 F15 CSC ALPHR LOCKS

F34 BLDD\*  
 F35 SUNROOF\*  
 F36 EBIL  
 F37 HVAC BLOWER MTR\*  
 F38 POWER INVERTER  
 F39 VSM #1\*  
 F40 OIL  
 F41 SPARE  
 F42 HORN  
 F43 SPARE  
 F44 DIAGNOSTIC PORT  
 F45 SPARE  
 F46 SPARE  
 F47 TIRE PRESSURE  
 F48 SPARE  
 F49 SPARE  
 F50 AIR SUSPENSION MOD\*  
 F51 IGN MOD  
 F52 BATT SHDR  
 F53 TRLR TOW LT TURNSTOP  
 F54 SPARE  
 F55 SPARE  
 F56 ADDL DIESEL CONTENT\*  
 F57 HD HEADLAMP - CP\*  
 F58 SPARE  
 F59 SCR\*












911111  
31650














USE ONLY CHRYSLER 8-SPEED-TRANS FLUID 68157995AA  
PER SERVICE MANUAL, USE DIAGNOSTIC TOOL TO DETERMINE  
TRANS FLUID TEMPERATURE  
ONLY CHECK FILL LEVEL AT FLUID TEMP 86-122°F/30-50 °C  
OTHERWISE DO NOT OPEN !

USE ONLY CHRYSLER 8-SPEED-TRANS FLUID 68157995AA  
PER SERVICE MANUAL, USE DIAGNOSTIC TOOL TO DETERMINE  
TRANS FLUID TEMPERATURE  
ONLY CHECK FILL LEVEL AT FLUID TEMP 86-122°F/30-50°C  
OTHERWISE DO NOT OPEN!