

PE15-030

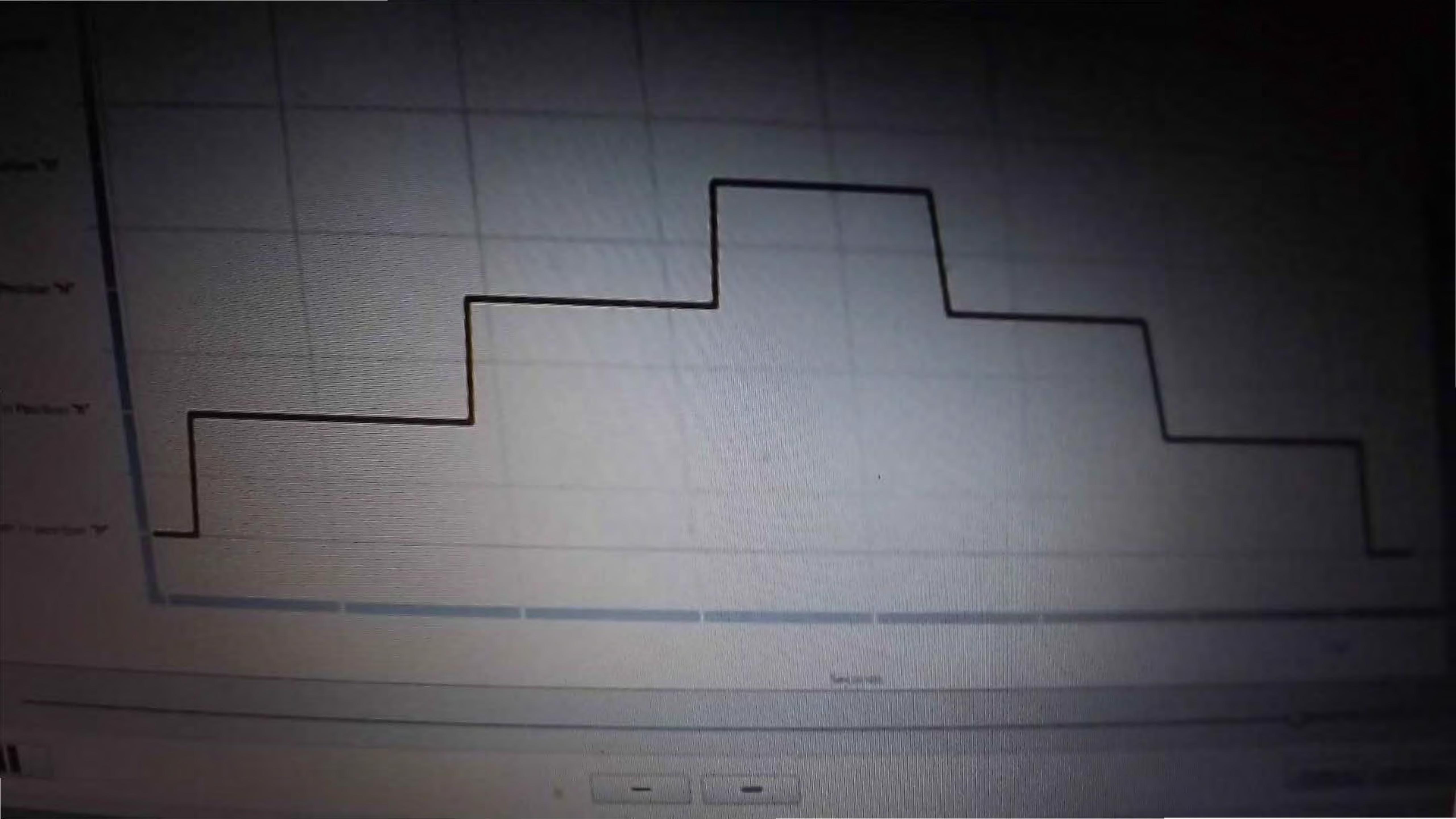
FLAT CHRYSLER


11-24-2015

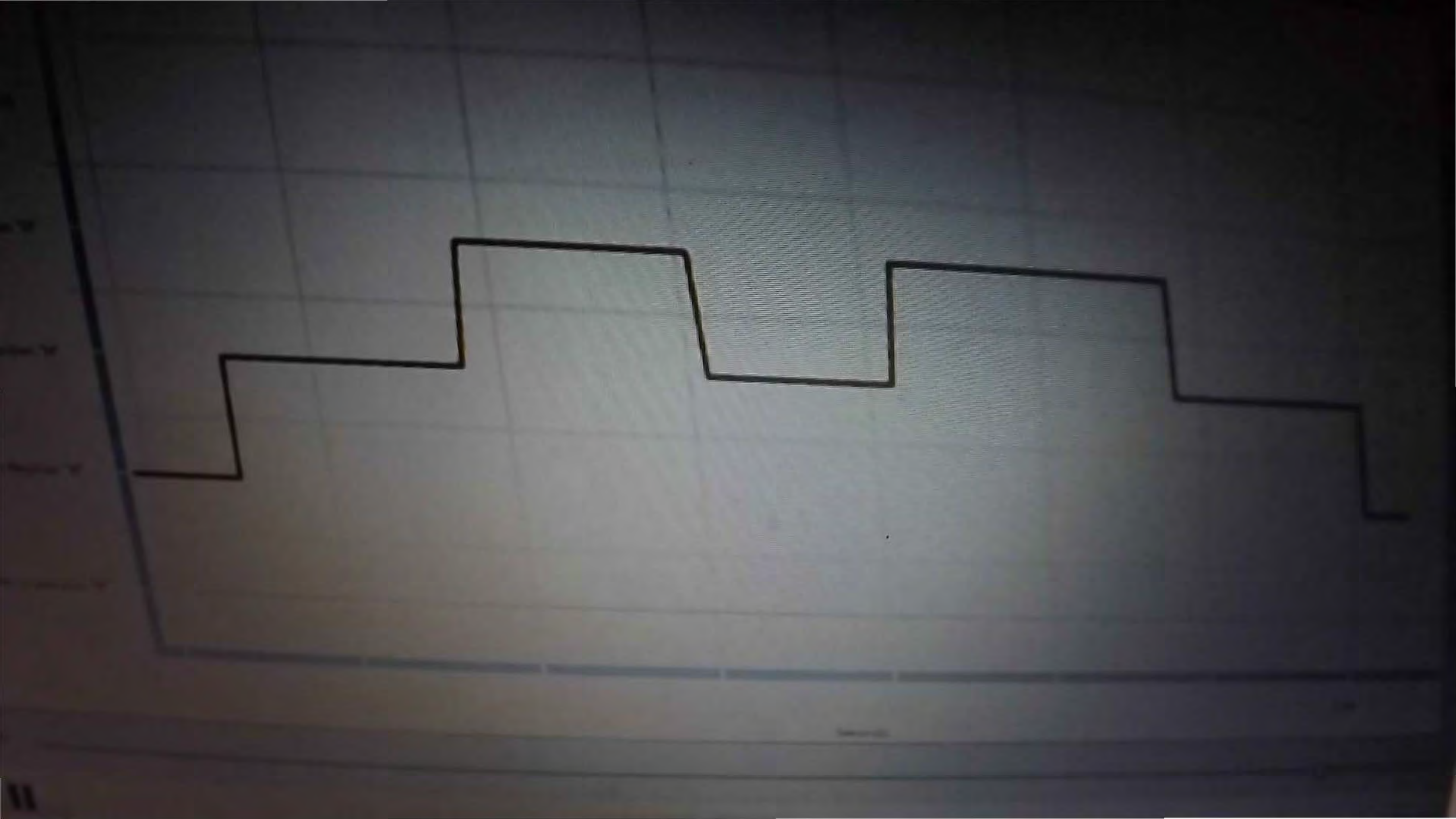
ENCLOSURE 4

CAIR Backup









Right Front





SAE

NO95-9 SAE J1401

ELJI JAP



18605

18605

Y6JSK3



Front Corner Module
SEQ : 20136651880 - 17DOM44UD
TFRP 1312070944
R



Right Front

WARNING



Right





inch/mm

32.15 mm

OFF

ON

ZERO

0 10 20 30

100 110 120 130

0

1

4

5

Right Front



Right Front





Left Rear

16.15K



Left Rear

M+S

265 / 50R20

107T

TREKDRIVE



TRACTION



A close-up photograph of a black tire tread. The tread pattern consists of several vertical grooves with wavy sipes between them. A white rectangular label is placed at the bottom center of the frame, containing the text "Left Rear" in a bold, black, sans-serif font. The background is a light-colored, textured surface, possibly a concrete floor.

Left Rear

inch/mm

14.12

OFF ON

ZERO

80 90 100 110

3 4



Left Rear

Right Rear

001/MU





4800A

XGJSC


33100













Jeep



LIMITED

4x4

FORWARD



MFD BY CHRYSLER GROUP LLC



DATE OF MFR(BUILT): 12-13

GAWR FRONT: 1452 KG 3200 LB WITH
20X8.0 RIMS AT

GAWR REAR: 1679 KG 3700 LB WITH
20X8.0 RIMS AT

GWR: 2949 KG 6500 LB
265/50R20 TIRES


250 KPA (36 PSI) COLD
265/50R20 TIRES
250 KPA (36 PSI) COLD



THIS VEHICLE CONFORMS TO ALL APPLICABLE U.S.A. FEDERAL MOTOR VEHICLE SAFETY
STANDARDS IN EFFECT ON THE DATE OF MANUFACTURE SHOWN ABOVE.

VIN: 1C4RJFBGXE[REDACTED] TYPE: MPV MDH: 120803 030AA
VEHICLE MADE IN U.S.A. PAINT: PW7 TRIM: ULX9

KG 6500 LB
R20 TIRES
(36 PSI) COLD
R20 TIRES
(36 PSI) COLD



THIS VEHICLE CONFORMS TO ALL APPLICABLE U.S.A. FEDERAL MOTOR VEHICLE SAFETY
STANDARDS IN EFFECT ON THE DATE OF MANUFACTURE SHOWN ABOVE.

VIN: 1C4RJFBGXEC [REDACTED] TYPE: MPV MDH: 120803 030AA
VEHICLE MADE IN U.S.A. PAINT: PW7 TRIM: ULX9



to Shift
into Gear



3635 mi

P
R
N
D
S

