

PE15-030

FLAT CHRYSLER

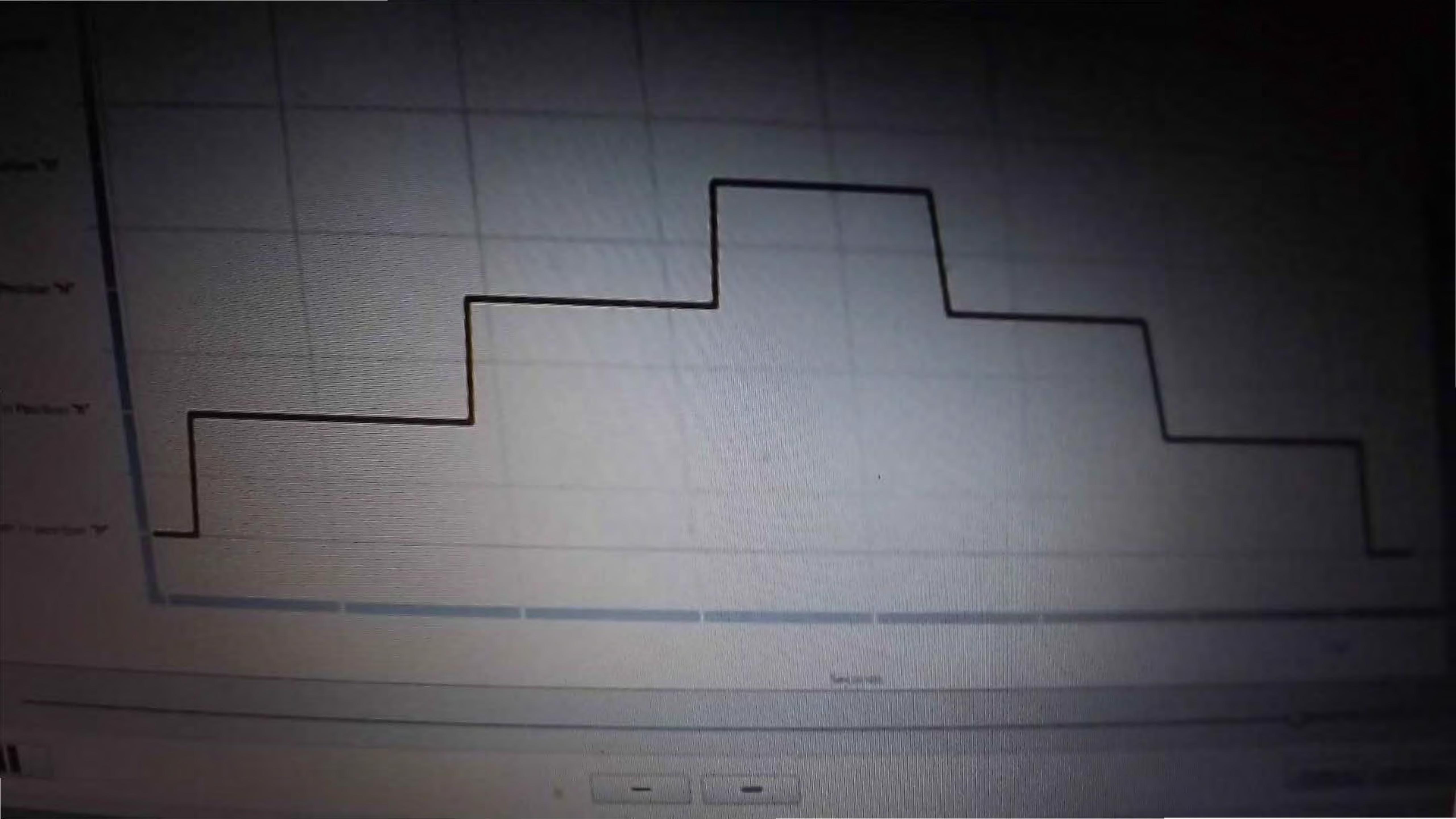
11-24-2015


—


ENCLOSURE 4

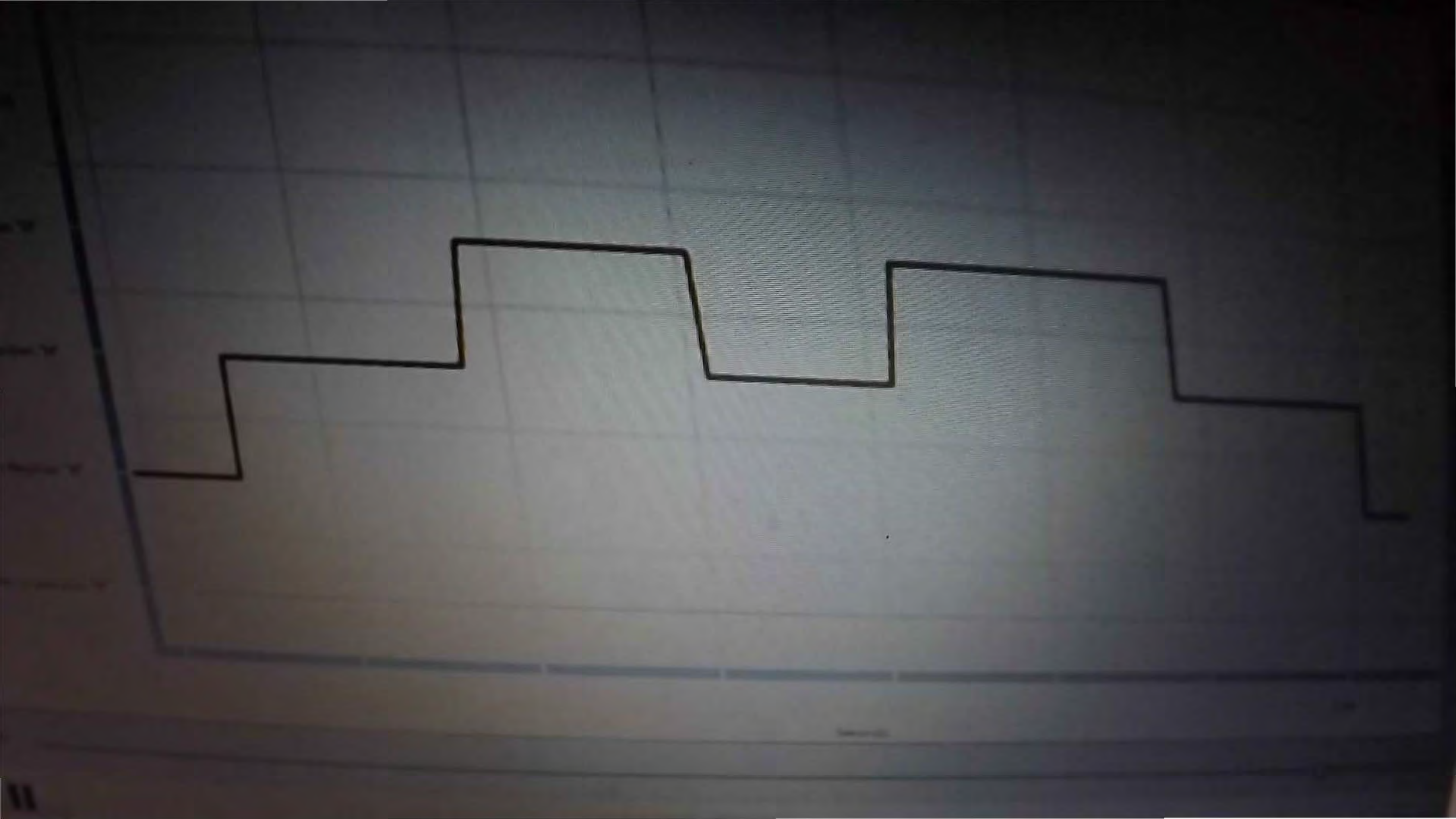
CAIR Backup











Right Front





2001522

YAMAHA

YAMAHA

A8605



YAMAHA

A8605

NO95-9 SAE J1401

ELJI JAP





Front Corner Module
SEQ : 20136651880 - 17DOM44UD
TFRP 1312070944
R



Right Front

WARNING



Right





inch/mm

32.15 mm

OFF

ON

ZERO



0 10 20 30

100 110 120 130

0 1

4 5

Right Front



A close-up photograph of a car's wheel hub and brake assembly. The central hub is a dark, metallic, conical shape with a textured surface. It is surrounded by a silver-colored metal flange. The background shows a dark, textured surface, possibly a concrete floor. A white rectangular label with the text "Right Front" is positioned in the lower-left corner of the image.

Right Front



Left Rear

16.15K





Left Rear

M+S

265 / 50R20

107T

TREKDRIVE

TRACTION

A close-up photograph of a black tire tread. The tread pattern consists of several vertical grooves with wavy sipes between them. A white rectangular label is placed at the bottom center of the frame, containing the text "Left Rear" in a bold, black, sans-serif font. The background is a light-colored, textured surface, possibly concrete or a workshop floor.

Left Rear

inch/mm

14.12

OFF ON

ZERO

80

90

100

110

3

4



Left Rear

Right Rear

001144





4800A



XGJSC


33100













Jeep

LIMITED

4x4

FORWARD



MFD BY **CHRYSLER GROUP LLC**

DATE OF MFR(BUILT): 12-13

GAWR FRONT: 1452 KG 3200 LB WITH
20X8.0 RIMS AT

GAWR REAR: 1679 KG 3700 LB WITH
20X8.0 RIMS AT

GWR: 2949 KG 6500 LB
265/50R20 TIRES



250 KPA (36 PSI) COLD
265/50R20 TIRES
250 KPA (36 PSI) COLD



THIS VEHICLE CONFORMS TO ALL APPLICABLE U.S.A. FEDERAL MOTOR VEHICLE SAFETY
STANDARDS IN EFFECT ON THE DATE OF MANUFACTURE SHOWN ABOVE.

VIN: 1C4RJFBGXE [REDACTED] PE: [REDACTED] MPV MDH: 120803 030AA
VEHICLE MADE IN U.S.A. PAINT: PW7 TRIM: ULX9

KG 6500 LB
R20 TIRES
(36 PSI) COLD
R20 TIRES
(36 PSI) COLD



THIS VEHICLE CONFORMS TO ALL APPLICABLE U.S.A. FEDERAL MOTOR VEHICLE SAFETY
STANDARDS IN EFFECT ON THE DATE OF MANUFACTURE SHOWN ABOVE.

VIN: 1C4RJFBGXEC [REDACTED] TYPE: MPV MDH: 120803 030AA
VEHICLE MADE IN U.S.A. PAINT: PW7 TRIM: ULX9



to Shift
into Gear



3635 mi

P
R
N
D
S

