

PE15-030

FLAT CHRYSLER



11-24-2015


ENCLOSURE 4

CAIR Backup









75°F

NW



278 mi  
Range

Current

MPG  
25.2  
Average

Hold OK to Reset

26580 mi

P  
R  
N  
D  
S



0  
RPM  
x1000





75°F

NW



R  
D  
N  
D



START  
STOP





75°F



Vehicle  
Not in  
Park

26580 mi

NW

P  
R  
N  
D  
S



BRK





















Left Front

P265/60 R18

Jeep


Left Front





A close-up photograph of a vehicle's left front suspension system. The image shows a vertical metal control arm with a small blue dot and a larger orange mark. In the background, there are various mechanical components including a coil spring, a shock absorber, and a steering knuckle. A white label with the text "Left Front" is attached to the bottom of the frame.

**Left Front**



Right Front





Right Front



The image shows the underside of a vehicle, focusing on a vertical metal beam. The beam is heavily rusted and has a small hole near its base. To the right, a shock absorber is visible. The overall scene is dark and cluttered with various mechanical parts and hoses.


**Right Front**





Right Rear





A close-up photograph of a vehicle's rear suspension system. The image shows a dark-colored metal component, likely a control arm or a part of the axle assembly, with a white rectangular label attached to it. The label has the text "Right Rear" printed in bold black letters. In the background, there is a cylindrical component, possibly a shock absorber or coil spring, with a yellow band around its top. The overall scene is dimly lit, suggesting an indoor garage or workshop environment.

**Right Rear**





Left Rear



MICHELIN



MICHELINE TUBES  
RADIAL



**LATITUDE TOUR**

P265/60R18

109T

M+S DT


△



















Network IP  
Connection Wizard

Select Tool  
Double-click one or select tool and press "Next". List refreshes automatically as tools are added or removed.

Hide Unresponsive Devices

Device	Year	Body	IP Address	Workgroup	Interface	Locked	Lock Owner
10.250.65.9			10.250.65.9				
10.250.65.21			10.250.65.21		Wi-Fi		york02[D-4BED9D7283D]-wiTECH
10.250.65.13	2012	D2	10.250.65.13		Wi-Fi		
10.250.65.16	2014	WK	10.250.65.16				

Work in standalone mode

Modify Location Profiles

Next



12:15 PM  
9/18/2015

acer