

PE15-030

FLAT CHRYSLER

11-24-2015

ENCLOSURE 4

CAIR Backup



INFORMATION REDACTED
OF INFORMATION ACT (F

—

AR-FACING CHILD SEAT IN THE FRONT.

ATBELTS AND CHILD RESTRAINTS.

ANUAL FOR MORE INFORMATION ABOUT

05108 114AA





Double-click row selection to view environmental data. Click on column heading to sort table.

All | Active | Stored | Pending

View Freeze Frame

ECU	Code	Status	Description
E5M	P1C86-14	stored	PRNDL Display-Circuit Short to Ground or Open

Click on the buttons to view the desired information. Click on column heading to sort table.

Environmental Data for E5M | P1C86-14: PRNDL Display-Circuit Short to Ground or Open

Name	Value	Units
DTC	P1C86-14	
Test Failed	False	
Test Failed This Operation Cycle	False	
Pending DTC	False	

Overview

Software Version:

RT 13.08.00

Spare Part Number:

N/A

ISO Code:

Software Number:

N/A

Hardware Number:

N/A

Original VIN

ICM (EAC):

Current VIN

13.08 (EAC):

Vehicles & Versions

13.08

Learning Data

13.08

DTC Detail



MFD BY CHRYSLER GROUP LLC

DATE OF MFR(BUILT): 6-13

GWR: 2849 KG 6500 LB


GAWR FRONT: 1452 KG 3200 LB WITH P245/70R17 TIRES
17X8.0 RIMS AT 230 KPA (33 PSI) COLD

GAWR REAR: 1679 KG 3700 LB WITH P245/70R17 TIRES
17X8.0 RIMS AT 230 KPA (33 PSI) COLD



THIS VEHICLE CONFORMS TO ALL APPLICABLE U.S.A. FEDERAL MOTOR VEHICLE SAFETY STANDARDS IN EFFECT ON THE DATE OF MANUFACTURE SHOWN ABOVE.

VIN: 1C4RJEEG [REDACTED] TYPE: MPV
VEHICLE MADE IN [REDACTED] PSC TOWN: FTVA



Overview

Name:

Occupant Restraint

Flash Part Number:

56054067AC

Bus Type:

CAN C

Hardware Version:

12.43.0

Software Version:

#2: 00.00.00 ,#1: 12.44.00 ,#0: 12.44

Spare Part Number:

N/A

ISO Code:

-

Software Number:

N/A


Hardware Number:

N/A

Original VIN:

-

-



Overview

#2: 00.00.00 ,#1: 12.44.00 ,#0: 12.44

Spare Part Number:

N/A

ISO Code:

Software Number:

N/A

Hardware Number:

N/A

Original VIN

1C4RJEAG2EC [REDACTED]

Current VIN

1C4RJEAG2EC [REDACTED]

Variant & Version:

40-6

Country Code

N/A

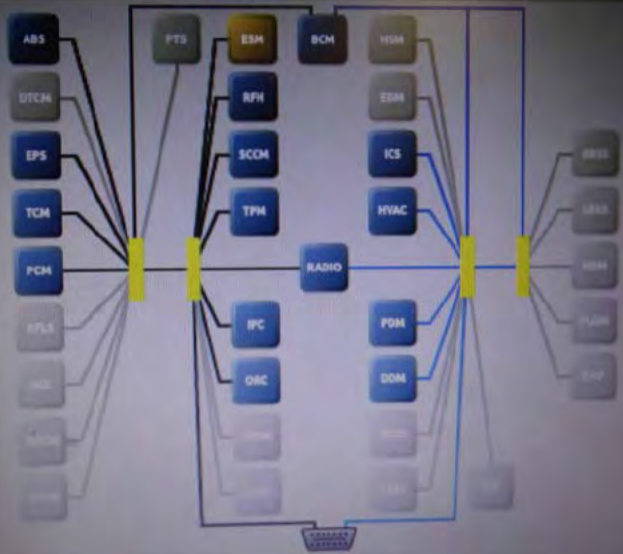
DTC Count:

0



1C4RJEAG2EC







Jeep



COLEMAN
NEW EGSTON TEXAS






A photograph showing the interior of a car, specifically the front passenger seat area. A white rectangular label with the text "Left Front" is placed on the seat. To the right of the label, a white measuring tape is extended vertically, showing markings for 1, 2, 3, and 4 inches. The car's interior features black fabric seats, a silver gear shift, and a steering wheel with a logo. The background shows a blurred outdoor scene with greenery and a white van.

Left Front

A close-up photograph of a dark-colored car seat. A white ruler is placed vertically against the seat's backrest, showing markings from 1 to 4. A white rectangular label with the text "Right Front" is attached to the seat. The background shows the interior of the car, including the steering wheel and dashboard.

Right Front





Press Brake
and
Push Button
to Shift
into Gear

20

120

140

20504 mi

P
R
N
D
S







P
R
N
D/S



NW



Vehicle
Not in
Park

20504 mi

82°F

P
R
N
D
S





P
R
N
D/S



A close-up photograph of a car's gear shifter knob. The knob is a dark, possibly black or dark blue, material with a smooth, slightly textured surface. It is mounted on a silver-colored metal shaft. A prominent feature is a chrome-plated, oval-shaped trim piece that encircles the top of the knob. Inside this chrome trim, there is a black rectangular label with white, sans-serif text. The text is arranged vertically and reads "P", "R", "N", and "D/S" from top to bottom. The "P" is at the top, followed by "R", then "N", and "D/S" at the bottom. The "D/S" likely stands for Drive/Reverse. The background is out of focus, showing parts of the car's interior, including a dark fabric seat and a light-colored plastic panel.

P
R
N
D/S



P
R
N
D/S



TIRE AND LOADING INFORMATION

SEATING CAPACITY – TOTAL 5 FRONT 2 REAR 3

THE COMBINED WEIGHT OF OCCUPANTS AND CARGO SHOULD NEVER EXCEED
476 KG OR 1050 LB

TIRE	FRONT	REAR	SPARE
ORIGINAL TIRE SIZE	P245/70R17	P245/70R17	T175/90D18
COLD TIRE INFLATION PRESSURE	230 kPa / 33 PSI	230 kPa / 33 PSI	420 kPa / 60 PSI

SEE OWNERS MANUAL FOR ADDITIONAL INFORMATION



EC207928



Right Front



Right Rear



Left Rear



Left Front