

■

PE15-030

FLAT CHRYSLER

11-24-2015

ENCLOSURE 4

CAIR Backup













Jeep









EXPLORER

4x4

LIMITED

































A close-up photograph of a metal hanger. The hanger has a rectangular loop at the top. Below the loop, the number '10027' is stamped into the metal. The hanger is attached to a dark, textured base, possibly a grip or handle, which has two small circular holes. A person's hand is visible at the bottom left, holding the base. The background is dark and out of focus.

10027












A close-up photograph of a metal buckle on a dark, textured fabric strap. A person's finger is visible on the left side, pointing towards the buckle. The buckle is a simple, rectangular metal piece with a central rectangular hole. The metal has a slightly weathered or brushed appearance. The fabric strap has a fine, woven texture. The background is dark and out of focus.

5X 3X 34









6X3X03

























6

7

P.R. APP'D  
PTA-01-115

8

9

10



$1\frac{5}{16}$   
33.3 mm

13.1



INCLO-  
MATIC

$\phi$  | %    M |  $\uparrow$      $\times$  |  $\odot$

PROFESSIONAL  
**CHECKPOINT**

$1\frac{1}{2}$  / 12.7 mm



























MIN 9.0 mm

ADD

MIN







72°F





72°F







NW

S  
R  
P



21757 mi



P  
R  
N  
D/S





P R **N** D/S



Press Brake  
and  
Push Button  
to Shift  
into Gear

21757 mi

NW

P  
R  
N  
D  
S





943 KG 6500 LB  
S/SR18 109T TIRES  
109 ( 36 PSI) COLD  
S/SR18 109T TIRES  
109 ( 36 PSI) COLD



THIS VEHICLE CONFORMS TO ALL APPLICABLE U.S.A. FEDERAL MOTOR VEHICLE SAFETY  
STANDARDS IN EFFECT ON THE DATE OF MANUFACTURE SHOWN ABOVE.

VIN: 1C4RJFBG2E

VEHICLE MADE IN U.S.A.

PAINT: PRP

TYPE:

MPV

TRIM: ULX9

MDH: 112801 030AA



Ignition or  
Accessory On

20

120

140

21757 mi

















Jeep

CHRYSLER FINANCIAL SERVICES

4x4



LIMITED









1  
2  
3  
4  
5  
6  
7  
8

SEAT  
BELT  
TAG







1F 6  
18

1F 7  
19

1F 8  
20

1F 9  
21

1F 10  
22

1F 11  
23

24  
2







PRO  
CH



0  
-7.18  
M



1/2 / 12.7 mm







1 9/16  
33.3 mm

1/2 / 12.7 mm

- 1.75

⊕/⊗% M↑ ☼⊙



PROFES  
CHECK





55.9

1/2 / 12.7mm

PROFESSIONAL  
CHECKPOINT



INDULO-MATIC  
SERIES











PE15-030

FLAT CHRYSLER

11-24-2015

ENCLOSURE 4

CAIR Backup
















DODGE

DURANGO



SERVICE




DURANGO

CP66T




















DURANGO











































FRANCIS 7 3601

2014A01021100



1984A102102045



0

MPH



8531 mi



F

NE

0

MPH

R



8531 mi

P R N D



0

MPH

  
8531 mi

NE

N





70°F

NE

0

MPH

0

8531 mi





0

MPH


8531 mi

NE

P




0 LB  
TIRES  
SI) COLD  
TIRES  
SI) COLD



THIS VEHICLE CONFORMS TO ALL APPLICABLE U.S.A. FEDERAL MOTOR VEHICLE SAFETY  
STANDARDS IN EFFECT ON THE DATE OF MANUFACTURE SHOWN ABOVE.

VIN: 1C4RDHAG5E



TYPE:

MPV

MDH: 081810 030AA

VEHICLE MADE IN U.S.A.

PAINT: PRP

TRIM: K7XL



YPT154





V6







2705  
RELAY  
12VDC  
10A

2705  
RELAY  
12VDC  
10A

400V AC

RELAY  
12VDC  
10A

RELAY  
12VDC  
10A

RELAY  
12VDC  
10A

RELAY  
12VDC  
10A

RELAY  
12VDC  
10A

RELAY  
12VDC  
10A





# Vehicle View

Roll over an ECU to see full name. Click on an ECU for complete details.

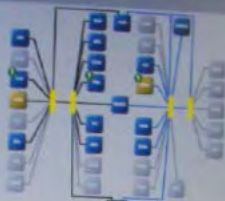
2014 WD 3.6L

VIN: 1C4RDHAGSE

Battery: 12.3 volts

Legend

- Active ECU
- Non-responsive ECU
- DTCs Present
- ECU Not Built
- Scanning ECU
- ! New Flash Available
- CAN-C



All DTCs **Diagnostics Procedures** Customer Preferences Vehicle Preparations

Double-click row selection to view environmental data. Click on column heading to sort table.

ACTIVE Stored Pending

ECU	Code	Status	Description
PCM	PCV11	stored	Power SKID Key
HVAC	UD184-30	stored	Lost Communication with Radio