

EA14-001

CHRYSLER

3/19/2014

ENCLOSURE 3

24401035



01/10/2014 11:39

3248242

33938

AUTOMATION
CHRYSLER DODGE JEEP RAM
ROSEVILLE

WORKORDER
PAGE 1
200 AUTOMALL DRIVE * ROSEVILLE, CA 95661
DIRECT: (916) 774-7884

BAR # ARD 107514 EPA # CAD 983620170 SMOG# RC 107514

SERVICE ADVISOR: 1539 AVITIA, JOHN M

DEL DATE	PROD. DATE	WARR. EXP.	PROMISED	PO NO.	PAYMENT	INV. DATE
01JAN14	13	DODGE DURANGO	17:00 06JAN14	1C4RDJJDG9DC	4000.	2633..
RECEIVED	READY				CASH	909886
06JAN2014 14:29						

white body 1001 parts


VEHICLE SERVICE HISTORY

RO# S/A MILEAGE OF CODE TECH... TYPE DESCRIPTION
CLSD DTE

LINE CODE TECH... TYPE DESCRIPTIONS/INSTRUCTIONS
A CS THAT VEHICLE STARTED SMOKING THEN CAUGHT ON FORE CHECK
EL001 WD Miscellaneous Electrical System - Repair
NOTES: Include: |Notes: |Labor:

01/10/2014 11:39

D 107514 EPA # CAD 983620170 SMOG# RC



LICENSE	MILEAGE IN	
	4000.	
	PAYMENT	INV. D
CASH		Quo

01/10/2014 11:39



01/10/2014 11:40



01/10/2014 11:40



01/10/2014 11:40



01/10/2014 11:40



3.6L
VVT

CR134

01/10/2014 11:42



CHRYSLER GROUP LLC | SERVICE ENGINEER CONTROL SYSTEMS CO.
DATE: 01/10/2014
PART NUMBER: 8556AA

01/10/2014 11:43



01/10/2014 11:43



01/10/2014 11:43





DOT AVON 020

www.radiological.com

01/10/2014 11:44



01/10/2014 11:44



68067150AC

AT

XJH

01/10/2014 11:45



www.radiological.com

01/10/2014 11:45



01/10/2014 11:46

www.t...



REPLACE FUSES WITH SAME RATING



DO NOT REMOVE FUSES WHILE ENGINE IS RUNNING

01/10/2014 11:46



01/10/2014 11:46



01/10/2014 11:52

OPEN 15@
M-20- CCN INT
LIGHT SW - BANK
SCM



01/10/2014 11:57

FLAG SHEET

- 2210
- SW - BANK
cm



01/10/2014 11:57

OPEN 15 @

M-10

VES / SDARS / DVD

HFM / UGDO / VANITY

LP



01/10/2014 12:00

LABOR RECORD

FLAG SHEET



FLAG SHEET

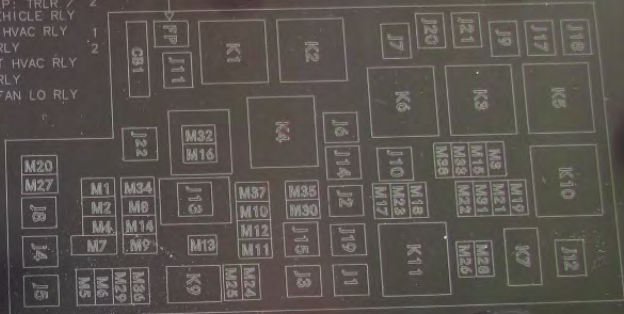
FLAG SHEET

01/10/2014 12:01

VEHICLE LEGEND	
VEHICLE	DESIGNATOR
WRANGLER/MINIRO LIBERTY/MINIVAN	1
RAM/LARGE SUV	2

- K1 RUN/ACCY RLY
- K2 RUN RLY
- K3 STARTER SOL RLY
- K4 RUN/START RLY
- K5 PCM RLY
- K6 EBL RLY
- K7 REAR HVAC RLY
EBL RLY
- K9 FRONT HVAC RLY
- K10 ASD RLY
- K11 RAD FAN LO RLY

FUSE PULLER



- J12 30A REAR HVAC/RAD FAN
EBL 2
- J13 60A 100-MAIN
- J14 40A EBL
- J15 40A FRONT HVAC
- J17 40A STARTER SOLENOID
- J18 20A PCM TRANS RANGE
- J19 60A RAD FAN
- J20 30A FT. WIPER LO/HI
- J21 20A FT/RR WASH
- J22 25A SUNROOF MOD
- CB1 25A IGN OFF/VENTS/
ACC-PWR WINDOWS
- M1 15A CHMSL/BRAKE SW
- M2 20A TRAILER LIGHTING
AIR SUSP/ELSD
- M3 20A FT/RR AXLE LCK
- M4 10A TRAILER TOW/USB
- M5 25A INVERTER
- M6 20A PWR OUTLET #1 (ACC)
(BATT/ACC SELECT)
- M7 20A PWR OUTLET #2
(HEATED ST WHEEL)
- M8 20A PWR OUTLET #3
(HEATED SEAT)
- M9 20A PWR OUTLET #4
(HEATED SEAT)
- M10 20A YES/SDARS/DVD/HFM
AUDIO/VANITY LP
- M11 10A HVAC (ATC)
MW SENSR/UH LMP
- M12 30A AMP/RADIO
- M13 20A 100-CCN/WCM/SIREN/
CLK MOD/MULTIFCTN
SW/1TM/WIN
- M14 20A TRLR TOW (BUX)
REAR CAMERA
- M15 20A RR VW MIR/T-CASE/
AIR SUSP/PWR SEAT/
CCN/MULTIFCTN SW/
GLW PLUG/DRL/TPM/
ASSY SHIFT/CRUISE/
TELEMATICS/RAD FAN/
VAC PUMP CNTL/ACC
3RD ROW HEADREST
- M16 10A ORC/OCM
- M17 15A LT-TAIL/LIC/PRK/LMPT
STOP LP
- M18 15A RT-TAIL/PRK/RUN LP 1
CHMSL/E-BRAKE
- M19 25A ASD #1 AND #2
- M20 15A CCN INT LIGHT/SW
BANK/SOM
- M21 20A ASD #3
- M22 10A RT HORN (HT/LOW)
- M23 10A LT HORN (HL/LOW)
- M24 25A REAR WIPER
- M25 20A FUEL/DSL LIFT-PUMP
- M26 10A PWR MIRR/DRVR WIN
DRIVER DOOR SW
- M27 10A IGN SW/WIN/PEM
STEERING COL LOCK
- M28 10A PCM/TRANS FEED
- M29 10A OCM
- M30 15A FL IPR GLASS
PWR FOLD MIR,
J1920 DIAGNOSTIC
WIPER MOTOR
- M31 20A B/U LAMPS
- M32 10A ORC
TT EUROPE
- M33 10A NGC/GPEC/TCM
- M34 10A PRK ASST/HVAC MOD/
HDLP WASH/COMPASS/
IR SENSR/LAMP LIGHTS/
RAD FAN/RR CAM/
DSL CABIN HTR/AMLM
- M35 10A HTD MIRRORS
- M36 20A POWER OUTLET #3
- M37 10A ABS/ESP/STP LP SW/
FUEL PUMP RLY
SWAY BAR FEED
- M38 25A LOCK/UNLOCK MTRS

865360-003 REV. 1A

01/10/2014 12:02



01/10/2014 12:07



01/10/2014 12:07



01/10/2014 12:07



Barcode

QR Code

HPI A5101142-N
1051 1143
002 00 0 0 0 0 0 0 0 0

PS2124958AH

10000

MILNER
CP

0312818 MEX GM CP >EPDM 2036335

01/10/2014 12:07

TRANSMISSION

TRANSMISSION

05148
917910



01/10/2014 12:13



01/10/2014 12:13

BRONX SUN VISOR
Please do not use this visor if you have a head injury or if you are taking any medication that may affect your vision.
Thank you for your purchase.



01/10/2014 12:13



01/10/2014 12:13



01/10/2014 12:13



01/10/2014 12:13



01/10/2014 12:14



01/10/2014 12:14



01/10/2014 12:14



01/10/2014 12:14



01/10/2014 12:14



01/10/2014 12:14




01/10/2014 12:14

⚠ DANGER/POISON

SHIELD EYES	NO SPARKS	SULFURIC ACID CAN CAUSE BLINDNESS OR SEVERE BURNS.	FLUSH EYES IMMEDIATELY WITH WATER. GET MEDICAL HELP FAST.
EXPLOSIVE GASES CAN CAUSE BLINDNESS OR INJURY.	NO FLAMES		

KEEP OUT OF THE REACH OF CHILDREN
DO NOT OPEN BATTERY!

CALIFORNIA PROPOSITION 65 WARNING: Batteries, battery posts, terminals and related accessories contain lead and lead compounds, and other chemicals known to the State of California to cause cancer and birth defects or other reproductive harm. WASH HANDS AFTER HANDLING.



DO NOT OPEN BATTERY

01/10/2014 12:15



01/10/2014 12:15

PUSH TO
RELEASE

01/10/2014 12:15

AUTO

12.02

DC

01/10/2014 12:17

Range-H

Data-H

Relati



01/10/2014 12:18

Battery Replacement

1. Remove battery cover.
2. Disconnect battery cables (disconnect negative cable first).
3. Remove battery hold down hardware and store out of the way.
4. Remove ACB battery (10' for 90A engines and 16' for 120A engines) by pulling the battery out from the front of the engine.
5. Remove vent plug from vent port on the positive post on the battery (just removed).
6. Clean the battery compartment with a brush and water. Do not use compressed air to clean the compartment.
7. Wash vent plug with water. Add a coat of dielectric grease to the vent plug. Reinstall vent plug on the positive post.
8. Connect the battery cables to the engine.
9. Connect the battery cables to the engine.
10. Connect the battery cables to the engine.
11. Connect the battery cables to the engine.
12. Connect the battery cables to the engine.
13. Connect the battery cables to the engine.
14. Install battery cover.

01/10/2014 12:18

01/10/2014 12:18



01/10/2014 12:18



01/10/2014 12:23



01/10/2014 12:24



01/10/2014 12:24



01/10/2014 12:24



01/10/2014 12:24




01/10/2014 12:24



ST
TYPICAL SERVICE
of the
of the

01/10/2014 12:25



01/10/2014 12:25



01/10/2014 12:25



01/10/2014 12:27



01/10/2014 12:27



01/10/2014 12:27



13529

01/10/2014 12:28



**Right
Front**

01/10/2014 12:29

▲ WARNING

- CHILDREN CAN BE KILLED OR SERIOUSLY INJURED BY
 - THE BACK REST IN THE SAFEST PLACE POSITION.
 - NEVER PUT A SEAT-RACING CHILD SEAT IN THE FRONT.
 - ALWAYS USE SEATBELT AND CHILD RESTRAINTS.
 - SEE OWNER'S MANUAL FOR MORE INFORMATION ABOUT AIRBAGS.

03 108 11444



▲ MISE EN GARDE

MÊME AVEC DES SACS CONFLABLES PÉRICULEUX

- LES ENFANTS PEUVENT ÊTRE TUÉS OU GRAVEMENT BLESSÉS PAR
 - LA SAUVEGARDE ASSISES EST LA PLUS SÉCURITAIRE.
 - POUR LES ENFANTS, LA POSITION SÉCURITAIRE POUR ENFANT GARANTIT VOS
 - ENFANTS ET VOUS EN CAS D'ACCIDENT.
 - TOUJOURS UTILISER LA CEINTURE DE SÉCURITÉ ET LES SÉRIEUSES
 - CONTRAINDRE LE GÉNE DE L'AUTOMOBILISTE EN PORTANT UN SACS
 - CONFLABLES SUR LES SIÈGES CONFLABLES.

03 108 11444

**Right
Front**

01/10/2014 12:29



01/10/2014 12:30



01/10/2014 12:30



01/10/2014 12:30



01/10/2014 12:31



01/10/2014 12:38



01/10/2014 12:38



01/10/2014 12:39



01/10/2014 12:39



01/10/2014 12:39



01/10/2014 12:39



01/10/2014 12:39



01/10/2014 12:41



01/10/2014 12:41



01/10/2014 12:42



01/10/2014 12:42



01/10/2014 12:44



01/10/2014 12:44



01/10/2014 12:44



01/10/2014 12:44

LEAVE SICKNESS BEHIND!
Motion Sickness Relief
Multiple uses for motion sickness relief.
• Prevents motion sickness
• Relieves seasickness
• Relieves car sickness
16

DODGE



01/10/2014 12:44



01/10/2014 12:45



01/10/2014 12:45



01/10/2014 12:48



01/10/2014 12:50



01/10/2014 12:50



01/10/2014 12:51



01/10/2014 12:52



01/10/2014 12:52



01/10/2014 12:52



01/10/2014 12:52



01/10/2014 12:52



01/10/2014 12:52



01/10/2014 12:53



01/10/2014 12:53



01/10/2014 12:53



01/10/2014 12:53



01/10/2014 12:53



01/10/2014 12:53



01/10/2014 12:53