

DP14-004

CHRYSLER

9/15/2014

LEGALS AND CUSTOM
COMPLAINTS PUBLIC
ENTERPRISE
PHOTOS



















COPART

AT 12/17/09
DNE

DODGE

CHRYSLER



AT 12-1749
DNI

AT 12-1749
DNI



AT121749
DNI











Lot 15066390

5-24

All city

tow

DO

NOT

INU

dw WSPM



LOT 15066390
5-24
all city
tow
DO NOT
INU dw WSM





1506625107-0380

DNI



DNI









INTERNATIONAL
4300
ALL CITY
AUTO BODY
TOWING
702/ 795-0795

95-0795 CPCN 7205 JERR-DAN







Handwritten text on the windshield, possibly a license plate or identification number, including "M 21" and "W 6".

Handwritten text on the dashboard area, possibly "M 21" and "W 6".



WT 1506639
5-24 Do
will only WT
for

021 795-0795

CPCN 7205

JERR-DAN

















GM 571818-571818-10

ALLOY

T RC F62799R1245

P04766504AF







NO SMOKING






DNI

Challe

Charger Lifts^{LBS} 0000



CT2

Charger Lifts 6000 LBS



CT2










DNI


Chall

9000 CRAFTSMAN









100 101 102 103 104 105 106 107 108 109 110 111 112 113 114 115 116 117 118 119 120 121 122 123 124 125 126 127 128 129 130 131 132 133 134 135 136 137 138 139 140 141 142 143 144 145 146 147 148

2

2