

AQ14-002

FOREST RIVER

10-31-2014

REQUEST 8, 15

FR000358

**SAMPLE DEALER NOTIFICATION LETTER**

**SAFETY RECALL NOTICE**

Dear [Insert name or generic title]:

This notice is sent to you in accordance with the requirements of the National Traffic and Motor Vehicle Safety Act.

Elkhart Coach has decided that a defect which relates to motor vehicle safety exists in the wheelchair lifts of certain mid-sized buses. Specifically, Ricon Corporation, a wheelchair lift products company, has determined that a safety related noncompliance with S6.1 of the FMVSS 403 exists in public and private use wheelchair lifts manufactured by Ricon between 4/1/2005 and 10/9/2007.

**! I M P O R T A N T !**

- Your bus contains a lift that is being recalled
- You should contact your nearest Ricon Dealer to arrange for service to be performed at no cost.

**Why is a recall being conducted?**

The non-compliance with S6.1 of the FMVSS 403 is the result of the Threshold Warning System not detecting the presence of a wheelchair or mobility aid user in a certain spot within the defined threshold area. In the event this condition occurs during passenger operations the wheelchair or mobility aid user may move toward the vehicle lift door when the lift platform is below floor level. This situation could cause personal injury.

**What are we doing about the problem?**

We are working with our Dealers, Ricon, and the Bus Owners to facilitate the recall process and ensure the necessary service work is completed with minimal interruption of service. Upon notification from your end-user customer, Ricon will work with them to obtain the necessary parts and make the retrofit. If the end-user or you the Dealer are already factory trained to perform this service, the retrofit can be done at the Dealer or

end-user's location. If the end-user is not factory trained to perform this service, we will arrange for the retrofit to be done at the nearest Ricon authorized service center/dealer. The lift retrofit will include removal and replacement of the TWS covers using TWS retrofit kit # 39979. We will provide all the necessary replacement parts at No Charge and will pay labor of \$37.50 for each retrofit.

**What should you do?**

Elkhart Coach needs your help in contacting Owners so that the wheelchair lifts can be retrofitted. We are sending notifications out to the owners that have filled out warranty registrations, but we may need your help contacting the remaining owners, and arranging the required service.

**Who should you contact if you have further questions or concerns?**

If you have any questions concerning these procedures please contact Oscar Pardinias at Ricon Corp at (818) 267-3085 or by email at [OPardinias@Wabtec.com](mailto:OPardinias@Wabtec.com). Or you may contact Noel Townsend Elkhart Coach at 574-264-5179 Ext. 113.

If you have already paid to have you're your customers bus repaired for this condition, you may be eligible for reimbursement of the charges you paid for the repair. To learn more about what you need to do to obtain reimbursement, please contact Oscar Pardinias at Ricon Corp at (818) 267-3085 or by email at [OPardinias@Wabtec.com](mailto:OPardinias@Wabtec.com).

If after attempting to have your vehicle repaired you believe you have not been able to have your vehicle remedied without charge and within a reasonable amount of time, you may submit a complaint to the Administrator, National Highway Traffic Safety Administration, 1200 New Jersey Ave., S.E., Washington, D.C., 20590; or call the toll-free Vehicle Safety Hotline at 1-888-327-4236 (TTY: 1-800-424-9153); or go to <http://www.safercar.gov>.

We apologize for any inconvenience this safety recall may cause, but your safety is our first concern.

Sincerely,

Elkhart Coach

AQ14-002

FOREST RIVER

10-31-2014

REQUEST 8, 15

FR000360

**SAMPLE OWNER NOTIFICATION LETTER**

**SAFETY RECALL NOTICE**

Dear [Insert name or generic title]:

This notice is sent to you in accordance with the requirements of the National Traffic and Motor Vehicle Safety Act.

Elkhart Coach has decided that a defect which relates to motor vehicle safety exists in the wheelchair lifts of certain mid-sized buses. Specifically, Ricon Corporation, a wheelchair lift products company, has determined that a safety related noncompliance with S6.1 of the FMVSS 403 exists in public and private use wheelchair lifts manufactured by Ricon between April 1, 2005 and October 9th, 2007

**! I M P O R T A N T !**

- Your Elkhart Coach Bus is being recalled
- You should contact your Elkhart Coach Dealer or nearest Ricon Dealer to arrange for service to be performed at no cost.

**Why is a recall being conducted?**

The non-compliance with S6.1 of the FMVSS 403 is the result of the Threshold Warning System not detecting the presence of a wheelchair or mobility aid user in a certain spot within the defined threshold area. In the event this condition occurs during passenger operations the wheelchair or mobility aid user may move toward the vehicle lift door when the lift platform is below floor level. This situation could cause personal injury.

**What are we doing about the problem?**

A free retrofit is being provided by Ricon Corp to remedy this non-compliance. Upon notification from you, Ricon will work with you to obtain the necessary parts and make the retrofit.

**What should you do?**

Contact Ricon with your Wheelchair Lift serial number and model number confirm it's in the recall and to arrange for your unit to be serviced. In most cases the Bus will need to be returned to you're your nearest Ricon service center or to your

dealer for service.

Upon notification Ricon will provide your Dealer or the Ricon authorized dealer, the replacement parts kit. Ricon will provide them with all the necessary adjustment instructions and/or replacement parts Free of Charge.

**What if you no longer own this Bus?**

If you no longer own this bus please contact Noel Townsend at 574-264-5179 Ext. 113 with the new owners contact information. Or email [ntownsend@forestriverinc.com](mailto:ntownsend@forestriverinc.com)

**Who should you contact if you have further questions or concerns?**

If you have any questions concerning these procedures please contact Oscar Pardinias at Ricon Corp at (818) 267-3085 or by email at [OPardinias@Wabtec.com](mailto:OPardinias@Wabtec.com). Or you may contact Noel Townsend Elkhart Coach at 574-264-5179 Ext. 113.

If you have already paid to have your Bus repaired for this condition, you may be eligible for reimbursement of the charges you paid for the repair. To learn more about what you need to do to obtain reimbursement, please contact Oscar Pardinias at Ricon Corp at (818) 267-3085 or by email at [OPardinias@Wabtec.com](mailto:OPardinias@Wabtec.com).

If after attempting to have your vehicle repaired you believe you have not been able to have your vehicle remedied without charge and within a reasonable amount of time, you may submit a complaint to the Administrator, National Highway Traffic Safety Administration, 1200 New Jersey Ave., S.E., Washington, D.C., 20590; or call the toll-free Vehicle Safety Hotline at 1-888-327-4236 (TTY: 1-800-424-9153); or go to <http://www.safercar.gov>.

We apologize for any inconvenience this safety recall may cause, but your safety is our first concern.

Sincerely,

Elkhart Coach

AQ14-002

FOREST RIVER

10-31-2014

REQUEST 8, 15

FR000362

**SAMPLE DEALER NOTIFICATION LETTER**

**SAFETY RECALL NOTICE**

Dear [Insert name or generic title]:

This notice is sent to you in accordance with the requirements of the National Traffic and Motor Vehicle Safety Act.

Elkhart Coach has decided that a defect which relates to motor vehicle safety exists in the wheelchair lifts of certain mid-sized buses. Specifically, Ricon Corporation, a wheelchair lift products company, has determined that a safety related noncompliance with S6.10.2.3 of the FMVSS 403 exists in public and private use wheelchair lifts manufactured by Ricon between April 1, 2005 and September 6, 2006

**! I M P O R T A N T !**

- Your bus contains a lift that is being recalled
- You should contact your nearest Ricon Dealer to arrange for service to be performed at no cost.

**Why is a recall being conducted?**

The non-compliance with S6.10.2.3 of the FMVSS 403 is the result of the Anti-stow interlock system not detecting the presence of a 50 pound test weight when the weight is located close to the pivot point for the platform. In the event this condition occurs during passenger operations it may be possible for the lift platform to begin stowing while a wheelchair or mobility aid user is still occupying the area of the platform close to the pivot point of the platform. This situation could cause personal injury.

**What are we doing about the problem?**

We are working with our Dealers, Ricon, and the Bus Owners to facilitate the recall process and ensure the necessary service work is completed with minimal interruption of service. Upon notification from your end-user customer, Ricon will work with them to complete pressure switch adjustments on their lifts. If the end-user or you the Dealer are already factory

trained to perform this service, the pressure switch adjustment can be done at the Dealer or end-user's location. If the end-user, or you the Dealer are not factory trained to perform this service, the owner will have to arrange for service to be done at the nearest Ricon authorized service center/dealer. Ricon will provide all the necessary adjustments at No Charge and will pay labor of \$37.50 for each adjustment.

**What should you do?**

Elkhart Coach needs your help in contacting Owners so that the wheelchair lifts can be retrofitted. We are sending notifications out to the owners that have filled out warranty registrations, but we may need your help contacting the remaining owners, and arranging the required service.

**Who should you contact if you have further questions or concerns?**

If you have any questions concerning these procedures please contact Oscar Pardinias at Ricon Corp at (818) 267-3085 or by email at [OPardinias@Wabtec.com](mailto:OPardinias@Wabtec.com). Or you may contact Noel Townsend Elkhart Coach at 574-264-5179 Ext. 113.

If you have already paid to have your customer's bus repaired for this condition, you may be eligible for reimbursement of the charges you paid for the repair. To learn more about what you need to do to obtain reimbursement, please contact Oscar Pardinias at Ricon Corp at (818) 267-3085 or by email at [OPardinias@Wabtec.com](mailto:OPardinias@Wabtec.com).

If after attempting to have your vehicle repaired you believe you have not been able to have your vehicle remedied without charge and within a reasonable amount of time, you may submit a complaint to the Administrator, National Highway Traffic Safety Administration, 1200 New Jersey Ave., S.E., Washington, D.C., 20590; or call the toll-free Vehicle Safety Hotline at 1-888-327-4236 (TTY: 1-800-424-9153); or go to <http://www.safercar.gov>.

We apologize for any inconvenience this safety recall may cause, but your safety is our first concern.

Sincerely,

Elkhart Coach

AQ14-002

FOREST RIVER

10-31-2014

REQUEST 8, 15

FR000364

**SAMPLE OWNER NOTIFICATION LETTER**

**SAFETY RECALL NOTICE**

Dear [Insert name or generic title]:

This notice is sent to you in accordance with the requirements of the National Traffic and Motor Vehicle Safety Act.

Elkhart Coach has decided that a defect which relates to motor vehicle safety exists in the wheelchair lifts of certain mid-sized buses. Specifically, Ricon Corporation, a wheelchair lift products company, has determined that a safety related noncompliance with S6.10.2.3 of the FMVSS 403 exists in public and private use wheelchair lifts manufactured by Ricon between April 1, 2005 and September 6, 2006

**! I M P O R T A N T !**

- Your Elkhart Coach Bus is being recalled
- You should contact your Elkhart Coach Dealer or nearest Ricon Dealer to arrange for service to be performed at no cost.

**Why is a recall being conducted?**

The non-compliance with S6.10.2.3 of the FMVSS 403 is the result of the Anti-stow interlock system not detecting the presence of a 50 pound test weight when the weight is located close to the pivot point for the platform. In the event this condition occurs during passenger operations it may be possible for the lift platform to begin stowing while a wheelchair or mobility aid user is still occupying the area of the platform close to the pivot point of the platform. This situation could cause personal injury.

**What are we doing about the problem?**

A free pressure switch adjustment is being provided by Ricon Corp to remedy this non-compliance. Upon notification from you, Ricon will work with you to the necessary adjustments.

**What should you do?**

Contact Ricon with your Wheelchair Lift serial number and model number confirm it's in the recall and to arrange for your unit to be serviced. In most cases the Bus will need to be returned to you're your nearest Ricon service center or to your

dealer for service.

Upon notification, Ricon will provide your Dealer or the Ricon authorized dealer, Ricon will provide all the necessary adjustment instructions and/or replacement parts Free of Charge.

**What if you no longer own this [identify item]?**

If you no longer own this bus please contact Noel Townsend at 574-264-5179 Ext. 113 with the new owners contact information. Or email [ntownsend@forestriverinc.com](mailto:ntownsend@forestriverinc.com)

**Who should you contact if you have further questions or concerns?**

If you have any questions concerning these procedures please contact Oscar Pardinias at Ricon Corp at (818) 267-3085 or by email at [OPardinias@Wabtec.com](mailto:OPardinias@Wabtec.com). Or you may contact Noel Townsend Elkhart Coach at 574-264-5179 Ext. 113.

If you have already paid to have your Bus repaired for this condition, you may be eligible for reimbursement of the charges you paid for the repair. To learn more about what you need to do to obtain reimbursement, please contact Oscar Pardinias at Ricon Corp at (818) 267-3085 or by email at [OPardinias@Wabtec.com](mailto:OPardinias@Wabtec.com).

If after attempting to have your vehicle repaired you believe you have not been able to have your vehicle remedied without charge and within a reasonable amount of time, you may submit a complaint to the Administrator, National Highway Traffic Safety Administration, 1200 New Jersey Ave., S.E., Washington, D.C., 20590; or call the toll-free Vehicle Safety Hotline at 1-888-327-4236 (TTY: 1-800-424-9153); or go to <http://www.safercar.gov>.

We apologize for any inconvenience this safety recall may cause, but your safety is our first concern.

Sincerely,

Elkhart Coach

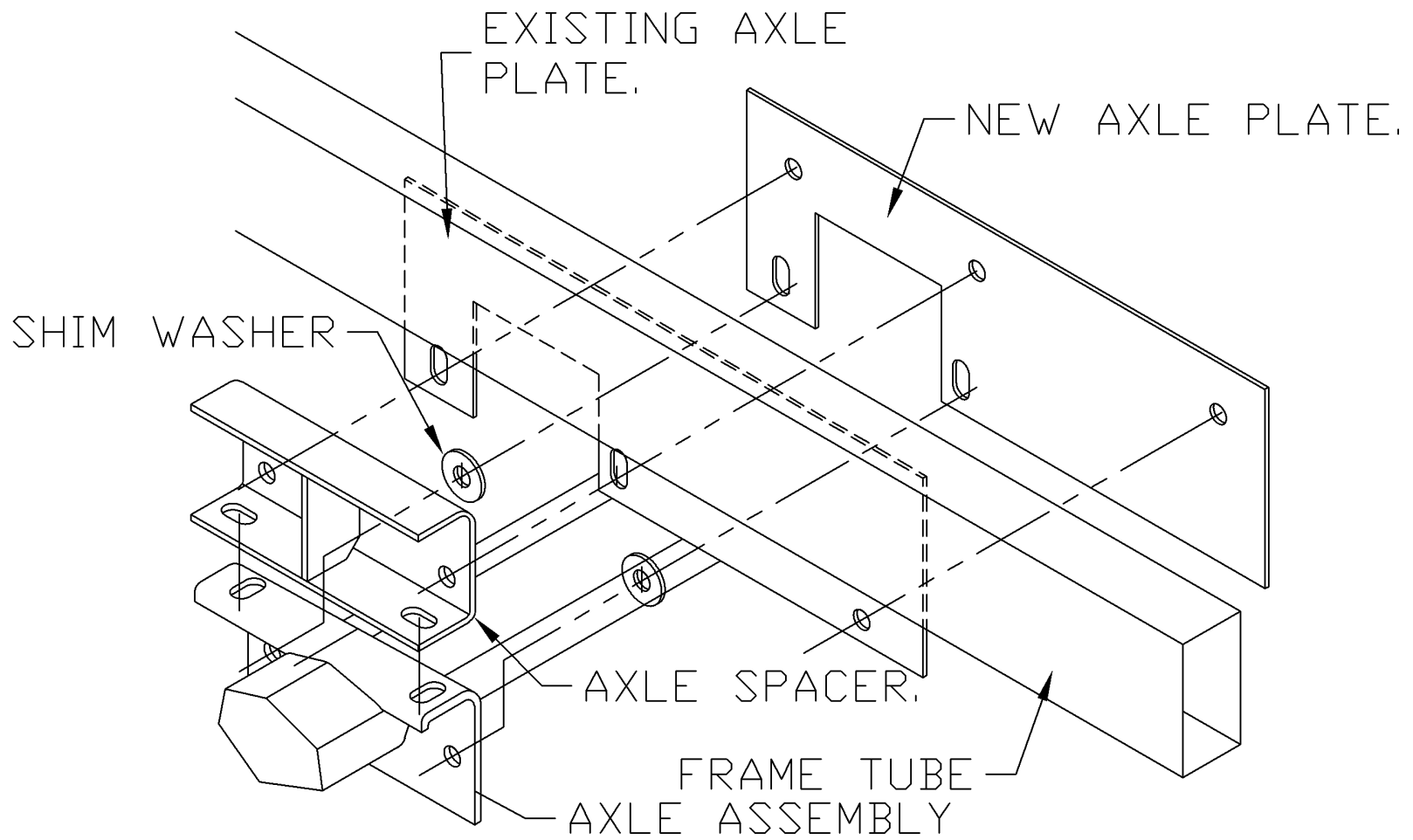
AQ14-002

FOREST RIVER

10-31-2014

REQUEST 8, 15

FR000366



AQ14-002

FOREST RIVER

10-31-2014

REQUEST 8, 15

FR000388

October 22, 2014

<<Customer Name>>  
<<Address>>  
<<City>>, <<ST>>, <<Zip>>  
<<Country>>

## **IMPORTANT SAFETY RECALL CAMPAIGN ANNOUNCEMENT**

**NHTSA Recall Campaign # : ????????**

Unit Vehicle Identification Number: <<VIN>>

Dear Forest River Trailer Owner

This notice is sent to you in accordance with the requirements of the National Traffic and Motor Vehicle Safety Act.

Forest River Inc has decided that a defect that relates to motor vehicle safety exists in the Rockwood or Flagstaff travel trailers with the VIN number indicated above.

### SAFETY DEFECT

There is not adequate clearance between the tire and the bottom of the floor at full GVWR. The tire may hit the bottom of the floor in the event that the travel trailer should hit a bump or pot hole in the road. This contact may cause the tire to blow out unexpectedly, thereby potentially resulting in loss of control, property damage, personal injury or death.

### REPAIRS

PLEASE TAKE YOUR UNIT PROMPTLY TO YOUR FOREST RIVER DEALER. At no charge to you, the dealer will perform the necessary repairs. The required repair procedure will require the removal of the axles so that a lift kit may be installed between the frame and the axles and the re-installation of the axles to the lift kit. Please contact your dealer and set up an appointment, this procedure may take more than a few hours.

### REFUNDS

If you have paid to have this service performed prior to receiving this notice you can receive a full refund. Please mail your paid original invoice or receipt to attention Rockwood or Flagstaff Warranty Forest River, Inc. P.O. Box 3030 Elkhart, Indiana 46515-3030.

### CHANGED ADDRESS OR SOLD THE VEHICLE?

Any vehicle lessor receiving this recall notice must forward a copy of the notice to the lessee within 10 days.

If your dealer does not make the required repair promptly and without charge, you may contact Forest River Customer Service at 574-642-2640. You also may contact the National Highway Traffic Safety Administration, 1200 New Jersey Ave. SE, Washington, DC 20590; or call the toll free Vehicle Safety Hotline at 1-888-327-4236 (TTY: 1-800-424-9153); or go to <http://www.safercar.gov>.

We regret the inconvenience this situation may have caused you. However, Forest River, Inc. believes in the early detection and immediate correction of potential concerns. Thank you for your understanding.

Sincerely,

Forest River Inc.  
Warranty and Service

AQ14-002

FOREST RIVER

10-31-2014

REQUEST 8, 15

FR000390



Make sure this wire is centered in the hole before you fill hole with sealant.

AQ14-002

FOREST RIVER

10-31-2014

REQUEST 8, 15

FR000412



**TO: All Forest River, Inc. R. Pod Travel Trailer Dealers**

**RE: Safety Recall: Clearance Lighting**

**Dear Forest River R. Pod Dealer:**

**This notice is sent to you in accordance with the requirements of the National Traffic and Motor Vehicle Safety Act. Forest River has determined that a defect which relates to motor vehicle safety exists in R. Pods manufactured between 11/10/2008 and 9/02/2010.**

*The problem is...*

**Certain travel trailers are not in compliance with the requirements of the National Traffic and Motor Vehicle Safety Act S5.1.1 of the Federal Motor Vehicle Safety Standard (FMVSS) No. 108, Lamps, Reflective Devices, and Associated Equipment. Specifically, these trailers were not equipped with the required clearance lights (that can be seen from the front and rear) indicating the design width of the unit, as well as the maker lights (that can only be seen from the rear) indicating the vehicle height. This could render the vehicle less visible to other motorists during hours of darkness, possibly resulting in a crash causing property damage and/or personal injury.**

*What correction needs to be taken...*

A spoiler will be retrofitted with 3 LED lights to the rear top radius and a maker light will be installed on each of the fenders to make the R. Pod more visible at darkness.

*What you must do as an R. Pod Dealer...*

Enclosed is instruction to make the necessary corrections on the clearance light requirements. Also enclosed is a listing of R. Pods your dealership purchased from Forest River. If there are any discrepancies on the listing please contact me right away.

*What is the retail owner's responsibility...*

Each registered R. Pod owner will be sent a recall letter requesting them to contact you and schedule an appointment to have the clearance lights and marker lights installed.

*What about parts...*

When the retail owner contact's you and schedules an appointment please contact our parts department for their recall kit at 574-642-3119 Ext 209 or order on-line with part number 20X31365A.

*If you need help...*

If you have questions or concerns please contact Susan Thornberg at 574-642-3119 Ext 205 or [sthornberg@forestriverinc.com](mailto:sthornberg@forestriverinc.com).

Sincerely,

Susan Thornberg  
Warranty, Parts & Service Manager  
R. Pod/Surveyor by Forest River  
06/2012

AQ14-002

FOREST RIVER

10-31-2014

REQUEST 8, 15

FR000414



## IMPORTANT SAFETY RECALL NOTICE

**Dear Forest River R. Pod Owner**  
**VIN:**

**This notice is sent to you in accordance with the requirements of the National Traffic and Motor Vehicle Safety Act. Forest River has determined that a defect which relates to motor vehicle safety exists in R. Pods manufactured between November 2008 and September 2, 2010 failed to conform to Federal Motor Vehicle Safety Standard No. 108, “Lamps, Reflective Devices, and Associated Equipment.” Our records indicate that you may own one of these trailers.**

*The problem is...*

**These trailers were not equipped with the required clearance lights (that can be seen from the front and rear) indicating the design width of the unit, as well as the maker lights (that can only be seen from the rear) indicating the vehicle height. This could render the vehicle less visible to other motorists, particularly at night or during inclement weather, increasing the risk of a crash.**

*What correction needs to be taken by your Dealer...*

**A spoiler will be retrofitted with 3 LED lights to the rear top radius and a marker light will be installed on each of the fenders to make the R. Pod more visible at darkness. These repairs will be conducted free of charge to you.**

*What you must do to ensure your safety...*

**Simply contact your Forest River Dealership right away to schedule a service appointment. Ask the dealer to order the parts for your R. Pod before your appointment.**

*If you need help...*

**If your dealer does not make the required repair promptly and without charge, you may contact Forest River Customer Service representative Susan Thornberg at 574-642-3119 Ext 205 or [sthornberg@forestriverinc.com](mailto:sthornberg@forestriverinc.com).**

**You also may contact the National Highway Traffic Safety Administration, 1200 New Jersey Ave. SE, Washington, DC 20590; or call the toll free Vehicle Safety Hotline at 1-888-327-4236 (TTY: 1-800-424-9153); or go to <http://www.safercar.gov>.**

*Refunds...*

**If you have paid to have this service performed prior to receiving this notice you can receive a full refund. Please mail your paid original invoice or receipt to attention R. Pod/Surveyor Warranty, Forest River, Inc. P.O. Box 3030 Elkhart, Indiana 46515-3030.**

**Sincerely,**

**Susan Thornberg  
Warranty, Parts & Service Manager  
R. Pod/Surveyor by Forest River  
06/2012**

AQ14-002

FOREST RIVER

10-31-2014

REQUEST 8, 15

FR000417



**TO: All Forest River, Inc. R. Pod Travel Trailer Dealers**

**RE: Safety Recall: Clearance Lighting**

**Dear Forest River R. Pod Owner**

**VIN:**

**This notice is sent to you in accordance with the requirements of the National Traffic and Motor Vehicle Safety Act. Forest River has determined that a defect which relates to motor vehicle safety exists in R. Pods manufactured between 11/10/2008 and 9/02/2010.**

*The problem is...*

**Certain travel trailers are not in compliance with the requirements of the National Traffic and Motor Vehicle Safety Act S5.1.1 of the Federal Motor Vehicle Safety Standard (FMVSS) No. 108, Lamps, Reflective Devices, and Associated Equipment. Specifically, these trailers were not equipped with the required clearance lights (that can be seen from the front and rear) indicating the design width of the unit, as well as the maker lights (that can only be seen from the rear) indicating the vehicle height. This could render the vehicle less visible to other motorists during hours of darkness, possibly resulting in a crash causing property damage and/or personal injury.**

*What correction needs to be taken by your Dealer...*

**A spoiler will be retrofitted with 3 LED lights to the rear top radius and a marker light will be installed on each of the fenders to make the R. Pod more visible at darkness.**

*What you must do to ensure your safety...*

**Simply contact your Forest River Dealership right away to schedule a service appointment. Ask the dealer to order the parts for your R. Pod before your appointment. Remember to bring this letter with you at the time of your appointment.**

*If you need help...*

**If you have questions or concerns please contact Susan Thornberg at 574-642-3119 Ext 205 or [sthornberg@forestriverinc.com](mailto:sthornberg@forestriverinc.com).**

**Sincerely,**

**Susan Thornberg  
Warranty, Parts & Service Manager  
R. Pod/Surveyor by Forest River  
06/2012**


AQ14-002

FOREST RIVER

10-31-2014

REQUEST 8, 15

FR000422



## Forest River, Inc.

55470 County Road 1, P.O. Box 3030, Elkhart, Indiana 46515-3030 • 574-389-4600 • Fax 574-296-7558

### INSTALLATION OF RECALL KIT #32096 PERTAINING TO RECALL NUMBER: FR430-14-1

#### Tools and supplies required


- Medium size pipe wrench
- Screw gun with 3/8" bit
- Crescent wrench
- Appropriate test equipment for LPG system
- Pipe dope for LPG systems in RV's

#### Parts supplied in BOM kit #32093

- 1 each 3/4" black pipe 66" long
- 6 each 3/4" coated pipe clamps
- 6 each 1/4" x 1" self-tapping screws w/ 3/8" hex head

- Step 1. Shut off LPG tanks and then disconnect LPG tanks at bulkhead fitting at very front of black pipe system underneath coach
- Step 2. Remove pipe clamps holding piping system in place underneath vehicle.
- Step 3. Drop LPG piping system just enough to allow removal of black pipe as indicated in drawing.
- Step 4. Using pipe wrench remove long black pipe running between shackle hangers on roadside of vehicle. Refer to drawing.
- Step 5. Using pipe wrench remove black pipe going across unit (approximately 68 1/2" lg.) Refer to drawing.
- Step 6. Install with pipe wrench newly supplied black pipe (66" lg.) as the new cross piece, being sure to use pipe dope on threaded fittings. Refer to drawing.
- Step 7. Move black pipe assembly on roadside inward, out from between shackle hangers. See drawing for new approved location.
- Step 8. Reinstall black pipe running from front to rear on roadside using pipe wrench and pipe dope on threads. Make sure piping is no longer running between shackle hangers. Refer to drawing
- Step 9. Using screw gun, self-tapping screws and coated pipe clamps install manifold to bottom of chassis. Make sure to clamp within 6" of pipe fittings and approximately every 4'. Making certain that the piping is no longer running between shackle hangers. Refer to drawing.
- Step 10. Reconnect LPG tanks and follow approved methodology for checking for LPG leaks see procedure below.

Continued



## Forest River, Inc.

55470 County Road 1, P.O. Box 3030, Elkhart, Indiana 46515-3030 • 574-389-4600 • Fax 574-296-7558

### Split Cylinder System Procedure

1. Connect air hose to brass "Y" fitting, and attach fitting to both L.P. tank pig tails (Attach to red, single stage regulator side on any split cylinder systems).
2. Then spray both sides of the regulators at fittings with soap and water.
3. If a leak is detected tighten the fittings.

### Final Gas Test Procedure

1. Connect air hose to brass "Y" fitting, and attach fitting to both L.P. tank pig tails (Attach to red, single stage regulator side on any split cylinder systems).
2. Go inside the coach and remove one of the burners from the range. Attach the Manometer.
3. Go outside and open up valve on brass "Y" fitting to allow air to circulate throughout the system.
4. Go inside to Manometer and make sure that the initial air pressure rises to 10"-14" of water column on the gauge. If pressure is higher than 14" of water column, adjust accordingly.
5. Go back outside and shut air supply off.
6. Go inside and use one of the other two burners to bleed the air pressure down to 8" of water column (+ or - ½") (7 ½" - 8 ½").
7. Allow adequate amount of time for air pressure to "equalize" throughout the system.
8. When desired air pressure has been reached and system is equalized, begin the 3 minute test.
9. If a leak is detected, use soap and water on all possible L.P. fittings until leak has been spotted.
10. If no leak is detected, remove Manometer from range spud and replace the burner.
11. Disconnect air supply and brass "Y" fitting.

### Burn-Off Inspection Check List

1. Propane supply is hooked up at pigtails and being ran through the regulator.
2. All fuel burning appliances are being fired and tested for proper operation.
3. Propane supply is shut off and appliances continue to fire until all propane is burned out of the system.
4. Appliances are checked to insure proper burning (E.G. pilot flames are not too large or too small).
5. Fire extinguishers are present on either side of the unit being tested.
6. Tester is aware of fire extinguishers adjacent to unit being tested and knows what to do in case of a fire.

After no leaks are found, procedure is complete.

AQ14-002

FOREST RIVER

10-31-2014

REQUEST 8, 15

FR000428

October 22, 2014

Customer Name  
Customer Address  
Customer City, State, Zip

RE: Safety Recall – tire & loading Information Label on VIN: (VIN)  
Recall No. 13V-151

Dear Shasta Customer,

This notice is sent to you in accordance with the requirements of the National traffic and Motor Vehicle Safety Act.

Forest River, Inc. has decided that certain model year 2013 Shasta Revere models SHT27DB, SHT30BH, SHT27BH, SHT26TB and SHT27KS fail to conform to the certification labeling requirements of Federal Motor Vehicle Safety Standard No. 120, “Tire Selection and Rims for Motor Vehicles other than Passenger cars.” the Federal Compliance Label and the Tire and Loading Information Label located on the lower roadside front of the unit contain improper listing of the tire size and tire pressure is incorrect. An over inflation condition may result in tire failure without warning causing a crash possibly resulting in property damage, personal injury or death.

According to the National Highway Traffic Safety Department we are required to make the necessary correction.

Enclosed are corrected labels. Please clean the area of the incorrect label with alcohol or any non-residue clearer and apply the corrected label over the top of it.

If it is more convenient you may make an appointment and take your trailer to your dealer and have him put on the labels at no charge to you.

If your dealer or service center is unable to make the repair please contact the Forest River, Inc. Shasta Trailer Division Service and Warranty Department at P.O. Box 3030 Elkhart, IN 46515-3030 or telephone 1-574-825-8717 for a repair station near you.

If, after contacting your dealer, and the recall assistance service line, you believe Forest River, Inc. has failed or has been unable to remedy the noncompliance without charge or there has been an unreasonable delay in securing the remedy, you may submit a complaint to the Administrator, National Highway Traffic Safety Administration, 1200 New Jersey Avenue SE, Washington, DC 20590; or call the toll-free Vehicle Safety Hotline at 1-888-327-4236 (TTY:1-800-424-9153); or go to <http://www.safercar.gov>.

In the event that this is a leased vehicle, Federal regulations require that any lessor receiving this recall notice must forward a copy of this notice to the lessee within 10 days.

We regret any inconvenience this may have caused.

Sincerely,

Forest River, Inc.

FR000428

Warranty and Service Department

AQ14-002

FOREST RIVER

10-31-2014

REQUEST 8, 15

FR000436

October 22, 2014

Customer Name  
Customer Address  
Customer City, State, Zip

**IMPORTANT SAFETY RECALL INFORMATION**



Issued in Accordance  
With Federal Law



RE: Safety Recall – Federal Certification label, Tire Information Label and Cargo Carrying Capacity Label on VIN: (VIN)  
Recall No. ??????

Dear Forest River Customer,

This notice is sent to you in accordance with the requirements of the National traffic and Motor Vehicle Safety Act.

Forest River, Inc. has decided that model year 2015 Model T174BH Salem and Wildwood trailers has failed to conform to the certification labeling requirements of Federal Motor Vehicle Safety Standard No. 567, Certification Labeling and 571.110, Tire Information labeling as well as maximum cargo carrying capacity. These labels are located on the lower roadside front of the unit. The labels contain improper listing of the number of axles and Gross Vehicle Weight Rating (GVWR). Loading of these units to the indicated GVWR will result in tire failure without warning causing a crash possibly resulting in property damage, personal injury or death. According to the National Highway Traffic Safety Department we are required to make the necessary correction. Enclosed are corrected labels. Please clean the area of the incorrect label with alcohol or any non-residue clearer and apply the corrected label over the top of it.

If it is more convenient you may make an appointment and take your trailer to your dealer and have him put on the labels at no charge to you.

If your dealer or service center is unable to make the repair please contact the Forest River, Inc. Service and Warranty Department at P.O. Box 3030 Elkhart, IN 46515-3030 or telephone 1-574-534-3167 for a repair station near you.

If, after contacting your dealer, and the recall assistance service line, you believe Forest River, Inc. has failed or has been unable to remedy the noncompliance without charge or there has been an unreasonable delay in securing the remedy, you may submit a complaint to the Administrator, National Highway Traffic Safety Administration, 1200 New Jersey Avenue SE, Washington, DC 20590; or call the toll-free Vehicle Safety Hotline at 1-888-327-4236 (TTY: 1-800-424-9153); or go to <http://www.safercar.gov>.

In the event that this is a leased vehicle, Federal regulations require that any lessor receiving this recall notice must forward a copy of this notice to the lessee within 10 days.

FR000436

We regret any inconvenience this may have caused.

Sincerely,  
Forest River, Inc.  
Warranty and Service Department

AQ14-002

FOREST RIVER

10-31-2014

REQUEST 8, 15

FR000443

October 22, 2014

Customer Name  
Customer Address  
Customer City, State, Zip

## **IMPORTANT SAFETY RECALL INFORMATION**

RE: Safety Recall – tire & loading Information Label on VIN: (VIN)  
Recall No. 13V-540

Dear Forest River Customer,

This notice is sent to you in accordance with the requirements of the National traffic and Motor Vehicle Safety Act.

Forest River, Inc. has decided that certain model year 11/12/2007 to 4/28/2011 Rockwood, Flagstaff Cherokee, Salem and Surveyor has failed to conform to the certification labeling requirements of Federal Motor Vehicle Safety Standard No. 120, "Tire Selection and Rims for Motor Vehicles other than Passenger cars." the Federal Compliance Label and the Tire and Loading Information Label located on the lower roadside front of the unit contain improper listing of the tire pressure. Inflation of the tire with the tire pressure specified on the Federal Certification Label and Tire Information Label may result in tire failure without warning causing a crash possibly resulting in property damage, personal injury or death. According to the National Highway Traffic Safety Department we are required to make the necessary correction.

Enclosed are corrected labels. Please clean the area of the incorrect label with alcohol or any non-residue clearer and apply the corrected label over the top of it.

If it is more convenient you may make an appointment and take your trailer to your dealer and have him put on the labels at no charge to you.

If your dealer or service center is unable to make the repair please contact the Forest River, Inc. Service and Warranty Department at P.O. Box 3030 Elkhart, IN 46515-3030 or telephone 1-574-534-3167 for a repair station near you.

If, after contacting your dealer, and the recall assistance service line, you believe Forest River, Inc. has failed or has been unable to remedy the noncompliance without charge or there has been an unreasonable delay in securing the remedy, you may submit a complaint to the Administrator, National Highway Traffic Safety Administration, 1200 New Jersey Avenue SE, Washington, DC 20590; or call the toll-free Vehicle Safety Hotline at 1-888-327-4236 (TTY:1-800-424-9153); or go to <http://www.safercar.gov>.

In the event that this is a leased vehicle, Federal regulations require that any lessor receiving this recall notice must forward a copy of this notice to the lessee within 10 days.

We regret any inconvenience this may have caused.

Sincerely,  
Forest River, Inc.

Warranty and Service Department

AQ14-002

FOREST RIVER

10-31-2014

REQUEST 8, 15

FR000445

October 22, 2014

Customer Name  
Customer Address  
Customer City, State, Zip

## **IMPORTANT SAFETY RECALL INFORMATION**

RE: Safety Recall – tire & loading Information Label on VIN: (VIN)  
Recall No. XXX-XXX

Dear Forest River Customer,

This notice is sent to you in accordance with the requirements of the National traffic and Motor Vehicle Safety Act.

Forest River, Inc. has decided that certain model year 10/10/2010 to 5/5/2011 the Forest River Cargo Division fail to conform to the certification labeling requirements of Federal Motor Vehicle Safety Standard No. 120, “Tire Selection and Rims for Motor Vehicles other than Passenger cars.” the Federal Compliance Label and the Tire and Loading Information Label located on the lower roadside front of the unit contain improper listing of the tire size. Replacement of the tire with the tire size specified on the Federal Certification Label and Tire Information Label may result in tire failure without warning causing a crash possibly resulting in property damage, personal injury or death.

According to the National Highway Traffic Safety Department we are required to make the necessary correction.

Enclosed are corrected labels indicating the proper tire size that agrees with the tire correct tire sizes that are mounted on the unit. Please clean the area of the incorrect label with alcohol or any non-residue clearer and apply the corrected label over the top of it.

If it is more convenient you may make an appointment and take your trailer to your dealer and have him put on the labels at no charge to you.

If your dealer or service center is unable to make the repair please contact the Forest River, Inc. Service and Warranty Department at P.O. Box 3030 Elkhart, IN 46515-3030 or telephone 1-866-837-6044 for a repair station near you.

If, after contacting your dealer, and the recall assistance service line, you believe Forest River, Inc. has failed or has been unable to remedy the noncompliance without charge or there has been an unreasonable delay in securing the remedy, you may submit a complaint to the Administrator, National Highway Traffic Safety Administration, 1200 New Jersey Avenue SE, Washington, DC 20590; or call the toll-free Vehicle Safety Hotline at 1-888-327-4236 (TTY: 1-800-424-9153); or go to <http://www.safercar.gov>.

In the event that this is a leased vehicle, Federal regulations require that any lessor receiving this recall notice must forward a copy of this notice to the lessee within 10 days.

We regret any inconvenience this may have caused.

Sincerely,  
Forest River, Inc.

FR000445

Warranty and Service Department

AQ14-002

FOREST RIVER

10-31-2014

REQUEST 8, 15

FR000457

## **Safety Recall to Replace 15” Xingmin Wheels**

January 3, 2011

This notice is sent to you in accordance with the requirements of the National Traffic and Motor Vehicle Safety Act.

Tredit Tire and Wheel Company, Inc. (“Tredit”) has decided that a defect which relates to motor vehicle safety exists in 15” x 6” welded wheels manufactured by Xingmin Wheel (“Xingmin”) bearing the rim stamp “07 10 06Z” or “08 10 16B” on the back-side of the wheel, in the rim.

The subject wheels include the following part numbers:

**Part numbers: TF15X6655SS (silver spoke) TF15X6655WM (white mod)**  
**TF15X6655MS (silver mod) TF15X6545MWS (White mod with**  
**stripe)**  
**TF15X6655WS (white spoke with and without stripe)**

### **REASON FOR THE RECALL**

There is poor weld quality on approximately ten (10) rims in the population. The poor weld may cause the center of the wheel to separate from the rim.

**SEPERATION OF THE WHEEL FROM THE RIM MAY RESULT IN A LOSS OF CONTROL OF THE VEHICLE. THIS CONDITION MAY CAUSE A CRASH AND OR INJURY WITHOUT WARNING.**

### **WHAT TREDIT WILL DO**

Xingmin’s distributor, Trans Texas Tire, will replace 15” wheel(s) bearing the rim markings above at no charge to you.

### **WHAT YOU SHOULD DO**

If you have a wheel with a part number listed above, contact Trans Texas Tire immediately toll free at **1-800-289-8667**. We will arrange for a dealer at a location near you to inspect and if necessary, replace the wheel. You will need to take your vehicle and/or the suspected wheel to the dealer for replacement. It is estimated that the replacement of the wheel will take 2 hours.

If you are not able to have the safety defect remedied without charge and within a reasonable time, you may wish to write to the Administrator, National Highway Traffic Safety Administration, 1200 New Jersey Ave., S.E., Washington, DC 20590 or call the toll-free Vehicle Safety Hotline at 1-888-327-4236 (TTY: 1-800-424-9153); or go to <http://www/safecar.gov>.

We apologize for this inconvenience; however, we have taken this action in the interest of your safety and continued satisfaction with our product. Thank you for your prompt attention to this matter.

AQ14-002

FOREST RIVER

10-31-2014

REQUEST 8, 15

FR000459

## **Safety Recall to Replace 15” Xingmin Wheels**

January 3, 2011

This notice is sent to you in accordance with the requirements of the National Traffic and Motor Vehicle Safety Act.

Forest River, Inc., has decided that a defect which relates to motor vehicle safety exists in certain model year 2011 Surveyor Travel Trailers, Crusader Fifth Wheel Trailers, Rance Aluminum Cargo Trailers, and Work and Play Toy Hauler Trailers equipped and supplied by Tredit Tire & Wheel Company.

15” x 6” welded wheels manufactured by Xingmin Wheel (“Xingmin”) bearing the rim stamp “07 10 06Z” or “08 10 16B” on the back-side of the wheel, in the rim.

The subject wheels include the following part numbers:

**Part numbers: TF15X6655SS (silver spoke) TF15X6655WM (white mod)**  
**TF15X6655MS (silver mod) TF15X6545MWS (White mod with stripe)**  
**TF15X6655WS (white spoke with and without stripe)**

### **REASON FOR THE RECALL**

There is poor weld quality on approximately ten (10) rims in the population. The poor weld may cause the center of the wheel to separate from the rim.

**SEPERATION OF THE WHEEL FROM THE RIM MAY RESULT IN A LOSS OF CONTROL OF THE VEHICLE. THIS CONDITION MAY CAUSE A CRASH AND OR INJURY WITHOUT WARNING.**

### **WHAT TREDIT WILL DO**

Xingmin’s distributor, Trans Texas Tire, will replace 15” wheel(s) bearing the rim markings above at no charge to you.

### **WHAT YOU SHOULD DO**

If you have a wheel with a part number listed above, contact Trans Texas Tire immediately toll free at **1-800-289-8667**. We will arrange for a dealer at a location

near you to inspect and if necessary, replace the wheel. You will need to take your vehicle and/or the suspected wheel to the dealer for replacement. It is estimated that the replacement of the wheel will take 2 hours.

If you are not able to have the safety defect remedied without charge and within a reasonable time, you may wish to write to the Administrator, National Highway Traffic Safety Administration, 1200 New Jersey Ave., S.E., Washington, DC 20590 or call the toll-free Vehicle Safety Hotline at 1-888-327-4236 (TTY: 1-800-424-9153); or go to <http://www/safecar.gov>.

We apologize for this inconvenience; however, we have taken this action in the interest of your safety and continued satisfaction with our product. Thank you for your prompt attention to this matter.

AQ14-002

FOREST RIVER

10-31-2014

REQUEST 8, 15

FR000482

July 13, 2010

<<Customer Name>>

<<Address>>

<<City>>, <<ST>>, <<Zip>>

<<Country>>

## **IMPORTANT SAFETY RECALL CAMPAIGN ANNOUNCEMENT**

**NHTSA Recall Campaign # : ????????**

Unit Serial Number: <<Serial>>

Dear Forest River Trailer Owner

This notice is sent to you in accordance with the requirements of the National Traffic and Motor Vehicle Safety Act.

Forest River Inc has decided that there is a non-compliance that relates to the Federal Motor Vehicle Safety Standards exists in the Vibe travel trailers with the VIN number indicated above.

### NON-COMPLIANCE

The Federal Certification Label and the Tire Information Label may have improper data on GAWR, tire size and tire pressure. Loading of the trailer may exceed the designed GAWR or GVWR and may cause the tire to blow out unexpectedly, thereby potentially resulting in loss of control, property damage, personal injury or death.

### REPAIRS

PLEASE INSPECT YOUR TIRE SIZE SPECIFICATION. If the tire has ST225/75R15/D as the tire size and 65PSI cold pressure and the label matches the tire size then nothing needs to be done and you may discard the replacement labels. If the information on the tire does not match the new labels please either remove the existing labels, clean the area with alcohol and apply the new labels that are included, or clean the old label with alcohol and apply the new labels over the old labels.

### CHANGED ADDRESS OR SOLD THE VEHICLE?

Any vehicle lessor receiving this recall notice must forward a copy of the notice to the lessee within 10 days.

If you have any questions please contact Forest River Customer Service at 260-593-0023.

We regret the inconvenience this situation may have caused you. However, Forest River, Inc. believes in the early detection and immediate correction of potential concerns.

Thank you for your understanding.

Sincerely,

Forest River Inc.

Warranty and Service

AQ14-002

FOREST RIVER

10-31-2014

REQUEST 8, 15

FR000487

October 22, 2014

«RetailerFirstName»«RetailerLastName»  
«RetailAddress»  
«RetailCity»,«RetailState» «RetailZip»

RE: Safety Recall – tire & loading Information Label on VIN: «VIN»

Dear «RetailerLastName»,

This notice is sent to you in accordance with the requirements of the National traffic and Motor Vehicle Safety act.

Forest River, Inc. has decided that on Wildcat models WCT29BHS, WCT29FKS and WCT30BHS the Federal Compliance Label and the Tire and Loading Information Label located on the lower roadside front of the unit contain improper listing of the Gross Axle Weight Rating (GAWR) and the Gross Vehicle Weight Rating (GVWR) and the Cargo Carrying Capacity (CCC). A over loading condition may result in axle failure without warning causing a crash possibly resulting in property damage, personal injury or death.

According to the National Highway Traffic Safety Department we are required to make the necessary correction.

Enclosed are corrected labels. Please clean the area of the incorrect label with alcohol or a non-residue clearer and apply the corrected label over the top of it.

If it its more convenient you may make an appointment and take your trailer to your dealer and have him put on the labels at no charge to you.

If your dealer or service center is unable to make the repair please contact the Forest River, Inc. Wildcat Trailer Division Service and Warranty Department at P.O. Box 3030 Elkhart, IN 46515-3030 or telephone 574-206-7600 for a repair station near you.

If, after contacting your dealer, and the recall assistance service line, you believe Forest River, Inc. has failed or has been unable to remedy the noncompliance without charge or there has been an unreasonable delay in securing the remedy, you may submit a complaint to the Administrator, National Highway Traffic Safety Administration, 1200 New Jersey Avenue SE, Washington, DC 20590; or call the toll-free Vehicle Safety Hotline at 1-888-327-4236 (TTY:1-800-424-9153); or go to

<http://www.safercar.gov>.

In the event that this is a leased vehicle, Federal regulations require that any lessor receiving this recall notice must forward a copy of this notice to the lessee within 10 days.

We regret any inconvenience this may have caused.

Sincerely,

Forest River, Inc.  
Warranty and Service Department

FR000487

AQ14-002

FOREST RIVER

10-31-2014

REQUEST 8, 15

FR000488

June 15, 2010

Dealer Name  
Dealer Address  
Dealer City, State and Zip Code

RE: Salem/Wildwood Trailer VIN: (VIN Number)

Dear Sir or Madame,

Forest River is sending this notice to you in accordance with the requirements of the National traffic and Motor Vehicle Safety Act.

We have decided that the following model units, WCT29BHS, WCT29FKS and WCT30BHS with the above VIN number that our records indicate that are at your place of business have improper Federal Compliance Labels and Tire Loading Information Labels. The Gross Axle Weight Rating (GAWR) is designated as 5080 lbs and they are actually 3500 lb axles. This will affect the Gross Vehicle Weight rating (GVWR) and the Cargo Carrying Capacity (CCC) of the unit.

An overload condition may result as of the information on these labels that may result in axle failure without warning causing a crash, possibly resulting in property damage, personal injury or death.

According to the National Highway Traffic Safety Administration, we are required to make the necessary corrections and supply new labeling.

Enclosed are corrected labels by VIN number, Please remove the incorrect labels using heat to soften the adhesive, clean the area with alcohol or a non-residue cleaner and carefully place the new labels in the proper position.

If you have any questions please contact your Wildcat service and warranty representative for further instruction at 574-206-7600.

In the event that this unit has been sold or leased, Federal requirements require that the dealer or lessor receiving this recall notice must forward a copy of this notice to the lessee within 10 days of receiving the notification.

We regret any inconvenience this may cause.

Sincerely,  
Forest River, Inc.

FR000488

AQ14-002

FOREST RIVER

10-31-2014

REQUEST 8, 15

FR000489

15 juin 2010

Nom de détail  
Adresse de détail  
Ville de détail, état et code postal

RE: Trailer Wildcat VIN: (NIV)

Cher Monsieur ou Madame,

Cet avis vous est envoyé en conformité avec les exigences de la Loi sur les véhicules automobiles du Canada de la sécurité.

Forest River, Inc a décidé que sur les modèles Wildcat WCT29BHS, WCT29FKS et WCT30BHS fédéral de la conformité des étiquettes et des pneus et le chargement de l'information étiquette située sur la partie inférieure bord de la route de l'unité contiennent annonce abusive de la cote de brut sur l'essieu Poids (PNBE) et le Poids nominal brut du véhicule (PNBV) et la Capacité de chargement (CCC). A plus de charge peut entraîner une défaillance du véhicule sans avertissement peut causer un accident entraînant des dommages matériels, des blessures ou la mort.

Selon Transports Canada, nous sommes tenus de faire la correction nécessaire.

Ci-joint sont corrigées des étiquettes. S'il vous plaît nettoyer la surface de l'étiquette incorrecte avec de l'alcool ou d'une non-résidus claire et appliquer l'étiquette corrigée sur le dessus de celui-ci.

Si c'est sa plus pratique, vous pouvez prendre rendez-vous et prenez votre remorque pour votre concessionnaire et l'ont mis sur les étiquettes, sans frais pour vous.

Si vous êtes incapable d'avoir des étiquettes remplacé dans un délai raisonnable, sans frais, vous pouvez déposer une plainte auprès de Transports Canada 1-800-333-0371 ou (613) 998 8616 si vous êtes dans la région d'Ottawa. Ou vous pouvez placer votre plainte par écrit à l'adresse indiquée ci-dessous, ou visitez le site Web de Transports Canada à [www.tc.gc.ca](http://www.tc.gc.ca).

La sécurité des véhicules routiers à moteur et  
Direction règlement  
Transports Canada  
Tour C, Place de Ville  
330, rue Sparks  
Ottawa, Ontario K1A 0N5

Nous regrettons tout inconfort que cela peut entraîner.

Cordialement,

Forest River, Inc

AQ14-002

FOREST RIVER

10-31-2014

REQUEST 8, 15

FR000490

June 15, 2010

Retail Name  
Retail Address  
Retail City, State and Zip Code

RE: Wildwood/Salem trailer VIN: (VIN number)

Dear Sir or Madame,

This notice is sent to you in accordance with the requirements of the Canadian Motor Vehicle Safety Act.

Forest River, Inc. has decided that on Wildcat models WCT29BHS, WCT29FKS and WCT30BHS the Federal Compliance Label and the Tire and Loading Information Label located on the lower roadside front of the unit contain improper listing of the Gross Axle Weight Rating (GAWR) and the Gross Vehicle Weight Rating (GVWR) and the Cargo Carrying Capacity (CCC). A over loading condition may result in axle failure without warning causing a crash possibly resulting in property damage, personal injury or death.

According to Transport Canada we are required to make the necessary correction. Enclosed are corrected labels. Please clean the area of the incorrect label with alcohol or a non-residue clearer and apply the corrected label over the top of it.

If it its more convenient you may make an appointment and take your trailer to your dealer and have him put on the labels at no charge to you.

If you are unable to have the Labels replaced in a reasonable amount of time without cost, you may file a complaint with Transport Canada 1-800-333-0371 or (613) 998 8616 if you are in the Ottawa area. Or you may place your complaint in writing to the address shown below, or visit the Transport Canada web site at [www.tc.gc.ca](http://www.tc.gc.ca).

Road Safety and Motor Vehicle  
Regulation Directorate  
Transport Canada  
Tower C, Place de Ville  
330 Sparks Street  
Ottawa, Ontario K1A 0N5

We regret any inconvenience that this may cause.

Sincerely,

Forest River, Inc.

AQ14-002

FOREST RIVER

10-31-2014

REQUEST 8, 15

FR000491

10/22/2014

## **Safety Bulletin Notification XLR10242012**

Dear Forest River Dealer,

Forest River XLR division has issued this safety bulletin to address the possibility that there may be improper spacing of the supports for the black iron pipe manifold in the area of the suspension only on the following models XLF35X10, XLF35X12, XLF35X14, XLF380AMP, XLF395AMP AND XLF395AMP12 built from October 29, 2009 to present.

Please inspect any and all units on your lot as well as any retail customer's units that may come in for service. We are notifying the retail customers of this service bulletin that we have on record. There should be a space of no less than ¼" horizontally between the black iron pipe manifold and the end of the shackle bolt in the suspension area.

If there is insufficient spacing please contact Diana Daly at XLR Warranty and Service 574-975-0292 or email her at [ddaly@forestriverinc.com](mailto:ddaly@forestriverinc.com) and ask for the spacer kit for service bulletin XLR10242012, have the VIN or serial number available and she will send you the kit, installation instructions and an authorization number for the repair under warranty.

If you have any questions please contact Diana Daly at the previously mentioned telephone or email address.

Forest River is dedicated to the quality and safety of its products and regret any inconvenience this may cause.

Sincerely

XLR Warranty and Service

AQ14-002

FOREST RIVER

10-31-2014

REQUEST 8, 15

FR000492

October 22, 2014

Article No. XLR112412

Forest River has determined that the L.P. gas system black iron pipe manifold may not have properly positioned support clamps. On models XLF35X10, XLF35X12, XLF35X14, XLF380AMP, XLF395AMP AND XLF395AMP12 built from October 29, 2009 to present.

#### ISSUE

The L.P. Gas black iron pipe manifold on the above mentioned models may not have the proper spacing on the clamps that support the pipe under the trailer body just at the inside, bottom of the lower flange of the "I" beam on the driver's side of the unit. The clearance between the L.P. black iron pipe manifold and the spring shackle bolt may not be per manufacturing specifications.

#### ACTION

A physical inspection of the positioning of the clamps supporting the black iron pipe will determine if it will be necessary to add a small metal plate in the suspension area to better position and support the black iron pipe.

If the black iron pipe is properly supported in the suspension area and is 1/8" to 1/4" from the black iron pipe to the end of the shackle bolt in a horizontal plane, no further action needs to be taken. If the support is incorrect then the unit must have the support bracket kit installed as per instructions.

Contact the Forest River Service and Warranty Department at 574-975-0292 for the Black Iron Pipe Support Bracket Kit. Please include the VIN number of the unit, when the kit is requested. You will be given an authorization number for the modification.

#### Service Procedure

Step 1-Chock the wheels of the trailer.

Step 2- Turn off the LP gas supply at both LP tanks.

Step 3- Locate the LP gas supply line in the axle area.

Step 4- Remove the last 3 p-clamps that support the LP supply line located in the axle area.

Step 5- Attach supplied metal plate with TEK screw to the inside edge of the “I”-beam. Where the p-clamp closest to the shackle bolt was removed, See picture #1. Align the plate parallel with the “I” beam flange and install the second TEK screw through the plate into the “I” beam flange.

Step 6- Pull LP line approximately ½” away from the edge of the “I” beam flange towards the center of the coach. Then using a p-clamp around the pipe, attach the p-clamp to the side of the plate locating the fastener approximately ½” to ¾” from the edge of the plate closest to the center of the unit.

See picture #2.

Models;

Step 7- Re-attach remaining p-clamps to the “I”-beam as they were previously.

Picture #3 is the final repair.

The Black Iron Pipe Support Bracket Kit consists of the following:

- 1- Pre-drilled steel spacer plate
- 3- TEK Screw Fasteners
- 1 – Set of installation instructions and photographs.

If there are any questions pleased contact Diane Daly at Forest River XLR Division Warranty and Service at 574-975-0292.

AQ14-002

FOREST RIVER

10-31-2014

REQUEST 8, 15

FR000500

10/22/2014

## **Safety Bulletin Notification XLR10242012**

Dear Forest River Customer,

Forest River XLR division has issued this safety bulletin to address the possibility that there may be improper spacing of the supports for the black iron pipe manifold in the area of the suspension only on the following models XLF35X10, XLF35X12, XLF35X14, XLF380AMP, XLF395AMP AND XLF395AMP12 built from October 29, 2009 to present.

Please make an appointment with your dealer or service center to have the supports for the black iron pipe inspected. There should be a space of no less than ¼” horizontally between the black iron pipe manifold and the end of the shackle bolt in the suspension area.

If there is insufficient spacing your dealer or service center will contact Diana Daly at XLR Warranty and Service 574-975-0292 or email her at [ddaly@forestriverinc.com](mailto:ddaly@forestriverinc.com) and ask for the spacer kit for service bulletin XLR10242012, this repair, if needed, will be done at no cost to you, the customer.

If you have any questions please contact Diana Daly at the previously mentioned telephone or email address.

Forest River is dedicated to the quality and safety of its products and regret any inconvenience this may cause.

Sincerely

XLR Warranty and Service

AQ14-002

FOREST RIVER

10-31-2014

REQUEST 8, 15

FR000502

**XLR SERVICE BULLETIN**  
**REPAIR INSTRUCTION FOR LP GAS SUPPLY LINE**

STEP 1-CHOCK THE WHEELS OF THE TRAILER.

STEP 2- TURN OFF THE LP GAS SUPPLY AT BOTH LP TANKS.

STEP 3- LOCATE THE LP GAS SUPPLY LINE IN THE AXLE AREA.

STEP 4- REMOVE THE LAST 3 P-CLAMPS THAT SUPPORT THE LP SUPPLY LINE LOCATED IN THE AXLE AREA.

STEP 5- ATTACH SUPPLIED METAL PLATE WITH TEK SCREW TO THE INSIDE EDGE OF THE I-BEAM. WHERE THE P-CLAMP CLOSEST TO THE SHACKLE BOLT WAS REMOVED, SEE PICTURE #1

ALIGN THE PLATE PARALLEL WITH THE I BEAM FLANGE AND INSTALL THE SECOND TEK SCREW THROUGH THE PLATE INTO THE I BEAM FLANGE.

STEP 5- PULL LP LINE APPROXIMATELY ½" AWAY FROM THE EDGE OF THE I BEAM FLANGE TOWARDS THE CENTER OF THE COACH. THEN USING A P-CLAMP AROUND THE PIPE, ATTACH THE P-CLAMP TO THE SIDE OF THE PLATE LOCATING THE FASTNER APPROXIMATELY ½" TO ¾" FROM THE EDGE OF THE PLATE CLOSEST TO THE CENTER OF THE UNIT.  
SEE PICTURE #2

STEP 6- RE-ATTACH REMAINING P-CLAMPS TO THE I-BEAM AS THEY WERE PREVIOUSLY.

PICTURE #3 IS FINAL REPAIR

AQ14-002

FOREST RIVER

10-31-2014

REQUEST 8, 15

FR000505

October 22, 2014

Article No. 4-28-2014

Forest River has determined that the equalizer may have been substituted with an equalizer that was not the proper height for the spring hangers. On 2014 XLR29HFS model fifth wheel trailers built between 10/10/2013 and 4/16/2014.

#### ISSUE

If the shorter equalizer was installed the space between the axle tube and the bottom of the frame is less than  $\frac{3}{4}$ " which is not to our specifications. This may result in the tube hitting the bottom flange of the frame I beam which could possibly damage the frame in a full jounce condition with the unit loaded to GVWR.

#### ACTION

A physical inspection of the distance between the axle beam and the bottom flange of the I beam with the unit sitting as level as possible.

If the axle beam spacing to the bottom of the I beam is  $1\frac{1}{4}$ " or more then no further action needs to be taken. If distance is less than  $1\frac{1}{4}$ " then two replacement equalizer needs to be ordered and installed along with the 3 bolts and nuts per equalizer that attach the equalizer to the frame and the spring links.

Contact the Forest River Service and Warranty Department at 574-642-0431 for the equalizers and installation kit. Please include the VIN number of the unit, when the kit is requested. You will be given an authorization number for the modification.

#### SERVICE PROCEEDURE

1. Jack the unit up so that the wheels just clear the ground and support the frame on both sides of the axles in front of and behind the spring hangers with approved jack stands for the weight of the unit.
2. Using a floor jack, support the axles and remove the 3 nuts that are on the bolts that fasten the spring links to the equalizer and the equalizer to the center spring hanger, remove the bolts from the links and the equalizer hanger. Remove the equalizer and replace it with the replacement equalizer, secure the new equalizer to the frame hanger first then to each link on the axle springs. Be sure to use the new bolts and nuts. Use a hammer to set the bolt into the hanger and the links so that the head is as close to the surface as possible. Tighten the nuts on the bolts and torque to

3. Check to be sure that all bolts are properly torqued
4. Lower the unit to the ground and pull it forward a few feet and check to be sure there is sufficient clearance. If there is not please call the warranty and service department at 574-642-0431 or call if there are any questions or if you need further instructions.

The Equalizer Kit consists of the following:

- 2 4" Equalizers
- 6- Bolts and Nuts

If there are any questions please contact Forest River Warranty and Service at 574-642-0431.

AQ14-002

FOREST RIVER

10-31-2014

REQUEST 8, 15

FR000511

June 15, 2010

Dealer/Retail Owner Name  
Dealer/Retail Owner Address  
Dealer/Retail Owner City, State and Zip Code

## **IMPORTANT SERVICE BULLETIN**

**This SERVICE BULLETIN pertains to your vehicle VIN (VIN Number)**

Dear Forest River XLR customer,

Forest River is sending this safety bulletin notice to you as a precaution. We have had some indications that the equalizer that connects the springs and axles to the frame between the axles may not be the correct height.

Please call and make an appointment with your dealer to have this equalizer inspected to be sure that the correct equalizer was installed on your unit. If it is correct then further work will not need to be done. If it is not correct the dealer will replace both equalizers and the attachment hardware with the correct equalizer at no cost to you for the replacements.

If you have any questions please contact your XLR service and warranty representative for further instruction at 574-642-0431.

In the event that this unit has been sold or leased, it is required that the dealer or lessor receiving this recall notice must forward a copy of this notice to the lessee within 10 days of receiving the notification.

We regret any inconvenience this may cause.

Sincerely,  
Forest River, Inc.  
XLR Warranty and Service

AQ14-002

FOREST RIVER

10-31-2014

REQUEST 8, 15

FR000513

June 15, 2010

Dealer/Retail Owner Name  
Dealer/Retail Owner Address  
Dealer/Retail Owner City, State and Zip Code

## **IMPORTANT SAFETY RECALL**

**This recall pertains to your vehicle VIN (VIN Number)**

Dear Forest River XLR customer,

Forest River is sending this notice to you in accordance with the requirements of the Canadian Motor Vehicle Safety Act..

We have decided that the model unit XLT29HFS with the above VIN number have improper Compliance Labels and Tire Loading Information Labels. The Gross Axle Weight Rating (GAWR) is designated as 2,304 Kg (5,080 lbs.) and they are actually 1,996 Kg (4,400 lb.) axles. This will affect the Gross Vehicle Weight rating (GVWR) and the Cargo Carrying Capacity (CCC) of the unit.

An overload condition may result as of the information on these labels that may result in axle failure without warning causing a crash, possibly resulting in property damage, personal injury or death.

According to the National Highway Traffic Safety Administration, we are required to make the necessary corrections and supply new labeling.

Enclosed are corrected labels by VIN number, Please remove the incorrect labels using heat to soften the adhesive, clean the area with alcohol or a non-residue cleaner and carefully place the new labels in the proper position.

If you have any questions please contact your XLR service and warranty representative for further instruction at 574-642-0431.

In the event that this unit has been sold or leased, it is required that the dealer or lessor receiving this recall notice must forward a copy of this notice to the lessee within 10 days of receiving the notification.

We regret any inconvenience this may cause.

Sincerely,  
Forest River, Inc.  
XLR Warranty and Service

AQ14-002

FOREST RIVER

10-31-2014

REQUEST 8, 15

FR000514

June 15, 2010

Dealer/Retail Owner Name  
Dealer/Retail Owner Address  
Dealer/Retail Owner City, State and Zip Code

## **IMPORTANT SAFETY RECALL**

**This recall pertains to your vehicle VIN (VIN Number)**

Dear Forest River XLR customer,

Forest River is sending this notice to you in accordance with the requirements of the National traffic and Motor Vehicle Safety Act.

We have decided that the model unit XLT29HFS with the above VIN number have improper Federal Compliance Labels and Tire Loading Information Labels. The Gross Axle Weight Rating (GAWR) is designated as 2,304 Kg (5,080 lbs.) and they are actually 1,996 Kg (4,400 lb.) axles. This will affect the Gross Vehicle Weight rating (GVWR) and the Cargo Carrying Capacity (CCC) of the unit.

An overload condition may result as of the information on these labels that may result in axle failure without warning causing a crash, possibly resulting in property damage, personal injury or death.

According to the Canadian Motor Vehicle Safety Act, we are required to make the necessary corrections and supply new labeling.

Enclosed are corrected labels by VIN number, Please remove the incorrect labels using heat to soften the adhesive, clean the area with alcohol or a non-residue cleaner and carefully place the new labels in the proper position.

If you have any questions please contact your XLR service and warranty representative for further instruction at 574-642-0431.

In the event that this unit has been sold or leased, Federal requirements require that the dealer or lessor receiving this recall notice must forward a copy of this notice to the lessee within 10 days of receiving the notification.

We regret any inconvenience this may cause.

Sincerely,  
Forest River, Inc.  
XLR Warranty and Service