

Date	Group	No.	Page
8.08	<b>432</b>	<b>026</b>	1(3)

## Redundant Brake Pedal Micro Switch, Removal VN-2 VHD-2 VT

### SP 432-026, Redundant Brake Pedal Micro Switch, Removal

(August 2008)

Certain Volvo vehicles, built between April 15, 2008 and July 3, 2008 with a Volvo I-Shift transmission may require the removal of the redundant brake pedal micro switch. The brake switch was determined to be unnecessary and to some extent a maintenance issue. Some vehicles built within this time period may not have the brake switch installed from the factory but this will still need to be visually verified.

#### Required parts

1 – 20913375 Jumper harness

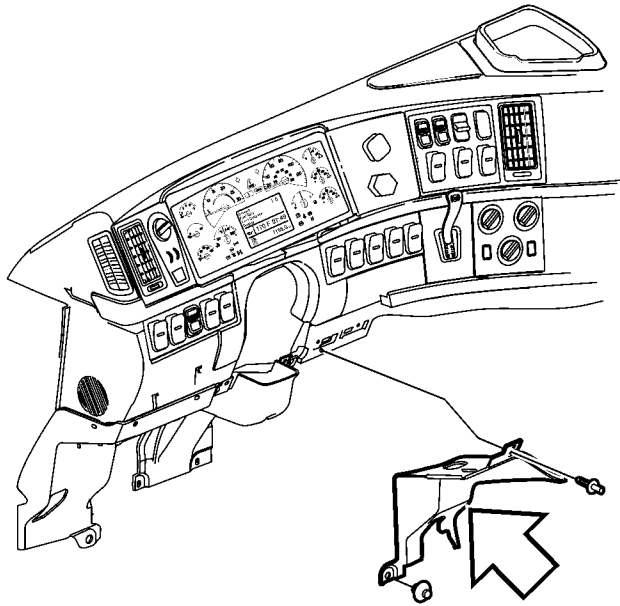
Service personnel: Please circulate, read and initial

Service Manager	Warranty Administrator	Workshop Foreman	Service Technicians						

## Method

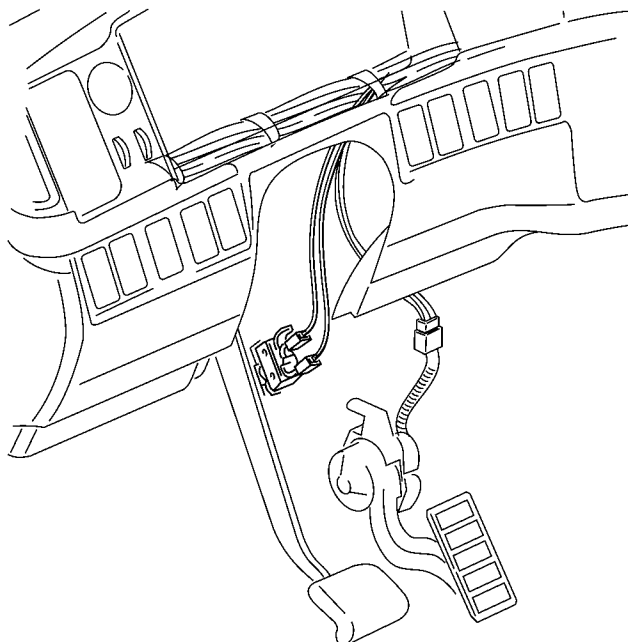
You must read and understand the precautions and guidelines in Service Information, group 30, "General Safety Practices, Electrical and Electronics" before performing this procedure. If you are not properly trained and certified in this procedure, ask your supervisor for training before you perform it.

- 1 Remove the drivers side lower right hand dash panel to gain access to the brake pedal switch.



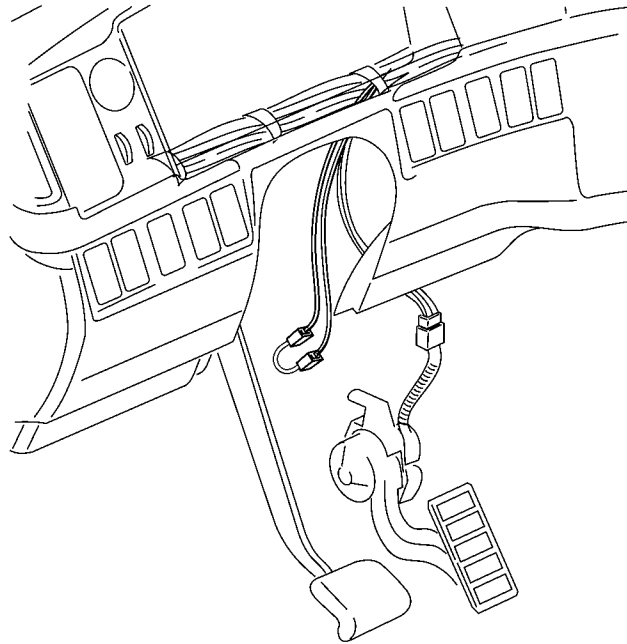
W8003940

- 2 Locate and remove the I-Shift brake pedal micro switch.



W3007823

- 3 Insert jumper wire (20913375) into the now vacant connector terminals.



W3007822

- 4 Reinstall the drivers side lower right hand dash panel.

**Reimbursement**

<b>This repair is covered by an authorized Service Program. Reimbursement is obtained via the normal claim handling process.</b>	
<b>Claim Type (used only when uploading from the Dealer Bus. Sys.)</b>	B
<b>Recall Status</b>	
Vehicle inspected, repair not required	1- Inspected OK
Vehicle repaired per instruction	2- Modified per instruction
<b>Labor Code</b>	
Primary Labor Code	43246-0-02 — 0.3 hrs.
Time to perform repair	17003-0-01 — 0.3 hrs.
<b>Causal Part</b>	20913375
<b>Authorization Number</b>	SP432026
<b>Expiration Date</b>	31- March -09

**Note:** Take Charge Time is not included in the Labor Code for this operation. Take charge may be eligible but can only be used once per repair visit. If vehicle is having other warranty repairs performed, take charge should be charged to the warranty repair, otherwise take charge can be charged to this service program.