

THIS VEHICLE CONFORMS TO ALL APPLICABLE U.S.A. FEDERAL MOTOR VEHICLE SAFETY
STANDARDS IN EFFECT ON THE DATE OF MANUFACTURE SHOWN ABOVE.

VIN: 1C4RJFCG2C0 [REDACTED] TYPE: MPV MDH: 090809 649AA
VEHICLE MADE IN U.S.A. PAINT: PW1 TRIM: GLXT





SALE
FINISHED CARS
BY APPOINTMENT
ESCORT 3E





WARNING
DO NOT REMOVE THIS LABEL FROM THE SEAT
OR FROM THE SEAT BELT AS IT MAY BE NEEDED FOR
PROPER SEAT BELT AND SEAT OPERATION















Jeep

NORTHSIDE
SUMMERSVILLE, WV



































20A
04692139AA

OMRON
04692139AA

OMRON
04692139AA

OMRON
650033800A

OMRON
650033800A

OMRON
650033800A

OMRON
650033800A

OMRON
650033800A

OMRON
650033800A

OMRON
650033800A

OMRON
650033800A

60

10
15
30

15
15
30

30
30
40

15
10
15

10
10
15

10
15

30

30

30

20

30

40

20

40

20

30

30

40

40

2366 mi OFF







10

15

30

10

20

20

15

15

40

30

30

09

40

DE

15

10

15


OTRON

68083380AA



**3.6L
VVT**

























ST. PETERS-BIRD BEACH

LETH













economy

ie Speed

366 mi

FCW
OFF



60

80

40

100

20

120

140

MPH
km/h

E

F





OPEN
CLOSE

SEEK

SEEK

RADIO
MEDIA

VOLUME

PUSH ON

MP3 · WMA · JPEG

SIRIUS

HARD DISC DRIVE

AUX

530

530

1 2 500

3 3 1000

4 4 1400

SCAN

2:29

PRESETS

A/C

FRONT

AUTO

REAR

SYNC

OFF

PUSH OFF



PUSH ON

MP3 - WMA - JPEG

SIRIUS

HARD DISC DRIVE

AUX



A/C



FRONT



AUTO



SYNC



OFF



OFF



OFF



AUTO

AUTO

VENT

I

II

III

☀

AUTO

AUTO

☹

☀

☹





4WD
LOW

SPORT

SNOW

AUTO

SAND
MUD

LOCK



DOWN
PARK

N







NORTHSIDE CHEVROLET PONTIAC, LLC.

807 Northside Drive
Summersville, WV 26651
(304) 872-3214



SUMMERSVILLE

WV

HARD COPY PAGE 1

DATE	YEAR	MAKE	MODEL	VIN	STK/CUS	MILES IN	MILES OUT	TAG	
11/10/11	12	JEEP	GRAND CHER	1C4RJFCG2CC	15550	538	556		
SERVICE DATE	NOTIFIED	SVC ADV	PROMISED DATE/TIME	LICENSE	RATE	PAYMENT	INV. DATE		
11/03/11	11/15/11	88	11/10/11 05:30		69.95	00	12/06/11		
R.O. NUMBER	TAX ID	HOME PHONE	BUSINESS PHONE	COLOR	PRINT #				
35066				0000	STONE WHIT	1			

===== REPAIR LINE 001 =====
 CUST. STATES CHECK ENGINE LIGHT IS ON
 NO COMM. WITH S.C.M. DTC U110A STORED IN A.S.C.M. U0126-00 STORED IN ABS.
 REMOVED SCM AFTER REFERING TO WIRING DIAGRAMS, HAD NO POWER & GROUND AT S.C.M. NO POW
 ER ON CIRCUIT A909 AT SCM. FOUND FUSE M-20 BLOWN. REPLACED FUSE
 Bill Code - W
 85419301 REMOVE S.C.M. TO TEST 83 M A 3.00 57.00 176.70
 Total Labor 57.00 176.70
 CH ATM15 FUSE 1 .50 .70
 Total Parts .50 .70
 Total Line 57.50 177.40

===== REPAIR LINE 002 =====
 CUST. STATES WIPERS WILL NOT TURN OFF
 SAME AS ABOVE
 Bill Code - W

===== REPAIR LINE 003 =====
 CUST. STATES BLINKERS INOP
 SAME AS ABOVE
 Bill Code - W

EXCLUSION OF WARRANTIES

PRELIMINARY ESTIMATE \$ _____

Any warranties on the parts and accessories sold hereby are made by the manufacturer. The undersigned purchaser understands and agrees that dealer makes no warranties of any kind, express or implied, and disclaims all warranties, including warranties of merchantability or fitness for a particular purpose, with regard to the parts and/or accessories purchased; and that in no event shall dealer be liable for incidental or consequential damages or commercial losses arising out of such purchase. The undersigned purchaser further agrees that the warranties excluded by dealer, include, but are not limited to any warranties that such parts and/or accessories are of merchantable quality or that they will enable any vehicle or any of its systems to perform with reasonable safety, efficiency, or comfort.

**TERMS: STRICTLY CASH
 AUTHORIZATION FOR REPAIRS**

I hereby authorize the repair work herein set forth to be done along with the necessary material and agree that you are not responsible for loss or damage to vehicle or articles left in vehicle in case of fire, theft or any other cause beyond your control or for any delays caused by unavailability of parts or delays in parts shipments by the supplier or transporter. I hereby grant you and/or your employees permission to operate the vehicle herein described on streets, highways or elsewhere for the purpose of testing and/or inspection. An express mechanic's lien is hereby acknowledged on above vehicle to secure the amount of repairs thereto. The dealership is not responsible for damages from freezing due to lack of antifreeze.

AUTHORIZED BY X

REVISED ESTIMATE (1)	DATE	TIME	BY
REVISED ESTIMATE (2)			
REVISED ESTIMATE (3)			

I HEREBY ACKNOWLEDGE THAT I WAS NOTIFIED & GAVE ORAL APPROVAL OF THE ABOVE REVISED ESTIMATES:

X
 CUSTOMER SIGNATURE _____

NORTHSIDE CHEVROLET PONTIAC, LLC.

807 Northside Drive
Summersville, WV 26651
(304) 872-3214



SUMMERSVILLE

WV

HARD COPY PAGE 1

DATE	YEAR	MAKE	MODEL	VIN	STK/CUS	MILES IN	MILES OUT	TAG
12/20/11	12	JEEP	GRAND CHER	1C4RJFCG2CC	15550	1837	1837	
SERVICE DATE	NOTIFIED	SVC ADV	PROMISED DATE/TIME	LICENSE	RATE	PAYMENT	INV. DATE	
11/03/11	12/30/11	88	12/20/11 05:30		69.95	00	12/30/11	
R.O. NUMBER	TAX ID	HOME PHONE	BUSINESS PHONE	COLOR	PRINT #			
35911			0000	STONE WHIT	1			

===== REPAIR LINE 001 =====
 CUST. STATES DOORS WILL NOT UNLOCK (INTERMITTENT)
 VERIFIED L/F DOOR WILL NOT UNLOCK WITH KEYLESS GO CODE BZ59A-00 FRONT LEFT DOOR
 HANDLE SENSOR. B25A3 FRONT LEFT DOOR HANDLE SENSOR GOT CAUGHT IN WINDOW REGULATOR.
 REPAIRED WIRE & SECURED L/F OUTSIDE DOOR HANDLE (OPERATION OK)
 Bill Code - W
 08904502 REPAIR WIRE 17 M A .50 11.50 29.45
 Total Labor 11.50 29.45
 Total Line 11.50 29.45

===== REPAIR LINE 002 =====
 INSPECTION FORM
 RECOMMENDED MAINTENANCE
 Bill Code - SP
 42 INSPECTION FORM 17 M A

Estimates: Parts Labor 20.99 Hours .30 Total 20.99

EXCLUSION OF WARRANTIES

PRELIMINARY ESTIMATE \$ _____

Any warranties on the parts and accessories sold hereby are made by the manufacturer. The undersigned purchaser understands and agrees that dealer makes no warranties of any kind, express or implied, and disclaims all warranties, including warranties of merchantability or fitness for a particular purpose, with regard to the parts and/or accessories purchased; and that in no event shall dealer be liable for incidental or consequential damages or commercial losses arising out of such purchase. The undersigned purchaser further agrees that the warranties excluded by dealer, include, but are not limited to any warranties that such parts and/or accessories are of merchantable quality or that they will enable any vehicle or any of its systems to perform with reasonable safety, efficiency, or comfort.

**TERMS: STRICTLY CASH
 AUTHORIZATION FOR REPAIRS**

I hereby authorize the repair work herein set forth to be done along with the necessary material and agree that you are not responsible for loss or damage to vehicle or articles left in vehicle in case of fire, theft or any other cause beyond your control or for any delays caused by unavailability of parts or delays in parts shipments by the supplier or transporter. I hereby grant you and/or your employees permission to operate the vehicle herein described on streets, highways or elsewhere for the purpose of testing and/or inspection. An express mechanic's lien is hereby acknowledged on above vehicle to secure the amount of repairs thereto. The dealership is not responsible for damages from freezing due to lack of antifreeze.

AUTHORIZED BY X

REVISED ESTIMATE (1)	DATE	TIME	BY
REVISED ESTIMATE (2)			
REVISED ESTIMATE (3)			

I HEREBY ACKNOWLEDGE THAT I WAS NOTIFIED & GAVE ORAL APPROVAL OF THE ABOVE REVISED ESTIMATES:

X
 CUSTOMER SIGNATURE _____









SAFETY INSTRUCTIONS
READ AND UNDERSTAND ALL INSTRUCTIONS BEFORE USING THIS EQUIPMENT.
FAILURE TO FOLLOW THESE INSTRUCTIONS MAY RESULT IN DEATH OR SERIOUS INJURY.
1. Always use proper tie-off technique. Attach the chain to the vehicle's frame or a solid anchor point.
2. Do not exceed the rated capacity of the lift. The rated capacity is 10,000 lbs (4,536 kg).
3. Do not use the lift to lift people or animals.
4. Do not use the lift to lift heavy machinery or equipment.
5. Do not use the lift to lift a vehicle that is not properly secured.
6. Do not use the lift to lift a vehicle that is not on the lift's platform.
7. Do not use the lift to lift a vehicle that is not on the lift's platform.
8. Do not use the lift to lift a vehicle that is not on the lift's platform.
9. Do not use the lift to lift a vehicle that is not on the lift's platform.
10. Do not use the lift to lift a vehicle that is not on the lift's platform.





DURANGO
AWD





CREW

































DO NOT REAR SEAT
TON, O















Franklin County
Ohio




























































7202011P









201104422
LIN
VISHNEE

ENGINE
START
STOP

VOLUME
PUSH ON

ANTITHEFT

SIRIUS

HARD DISC DRIVE

AUX

PULL

Climate control panel with buttons for A/C, SYNC, FRONT, REAR, AUTO, and OFF. Includes a central rotary dial and various fan speed icons.

Emergency and safety control panel with buttons for OFF, hazard lights, parking brake, and seatbelt.



ENGINE
START
STOP
N/A

RADIO

MEDIA

VOLUME

PUSH ON

SYNC



1.6L

SUMMIT




3.6L

ATTENTION WARNING MISE EN GARDE ADVERTENCIA




40P PWR FOLD ING SEAT	412 20A REAR HVAC/RAD FAN	1	413 60A 100-MAIN	2	414 40A EBL	1	M11 10A HVAC (ATC)	1	415 40A FRONT HVAC	2	M12 30A AMP/RADIO	1	416 40A FRONT HVAC	2	M13 20A 100-OCV/WOM/SIREN	1	417 40A STARTER SOLENOID	2	M14 20A TRLR TOW LEUW	2	418 20A PCM TRANS RANGE	1	M15 20A RR W/ M15/T-CASE	2	419 80A RAD FAN	1	420 30A FT WIPER LO/HI	1	421 20A FT/RR WASH	2	422 25A SUNROOF MOD	1	423 20A FT WIPER LO/HI	1	424 20A FT/RR WASH	2	425 25A SUNROOF MOD	1	426 20A FT WIPER LO/HI	1	427 20A FT/RR WASH	2	428 25A SUNROOF MOD	1	429 20A FT WIPER LO/HI	1	430 20A FT/RR WASH	2	431 25A SUNROOF MOD	1	432 20A FT WIPER LO/HI	1	433 20A FT/RR WASH	2	434 25A SUNROOF MOD	1	435 20A FT WIPER LO/HI	1	436 20A FT/RR WASH	2	437 25A SUNROOF MOD	1	438 20A FT WIPER LO/HI	1	439 20A FT/RR WASH	2	440 25A SUNROOF MOD	1	441 20A FT WIPER LO/HI	1	442 20A FT/RR WASH	2	443 25A SUNROOF MOD	1	444 20A FT WIPER LO/HI	1	445 20A FT/RR WASH	2	446 25A SUNROOF MOD	1	447 20A FT WIPER LO/HI	1	448 20A FT/RR WASH	2	449 25A SUNROOF MOD	1	450 20A FT WIPER LO/HI	1	451 20A FT/RR WASH	2	452 25A SUNROOF MOD	1	453 20A FT WIPER LO/HI	1	454 20A FT/RR WASH	2	455 25A SUNROOF MOD	1	456 20A FT WIPER LO/HI	1	457 20A FT/RR WASH	2	458 25A SUNROOF MOD	1	459 20A FT WIPER LO/HI	1	460 20A FT/RR WASH	2	461 25A SUNROOF MOD	1	462 20A FT WIPER LO/HI	1	463 20A FT/RR WASH	2	464 25A SUNROOF MOD	1	465 20A FT WIPER LO/HI	1	466 20A FT/RR WASH	2	467 25A SUNROOF MOD	1	468 20A FT WIPER LO/HI	1	469 20A FT/RR WASH	2	470 25A SUNROOF MOD	1	471 20A FT WIPER LO/HI	1	472 20A FT/RR WASH	2	473 25A SUNROOF MOD	1	474 20A FT WIPER LO/HI	1	475 20A FT/RR WASH	2	476 25A SUNROOF MOD	1	477 20A FT WIPER LO/HI	1	478 20A FT/RR WASH	2	479 25A SUNROOF MOD	1	480 20A FT WIPER LO/HI	1	481 20A FT/RR WASH	2	482 25A SUNROOF MOD	1	483 20A FT WIPER LO/HI	1	484 20A FT/RR WASH	2	485 25A SUNROOF MOD	1	486 20A FT WIPER LO/HI	1	487 20A FT/RR WASH	2	488 25A SUNROOF MOD	1	489 20A FT WIPER LO/HI	1	490 20A FT/RR WASH	2	491 25A SUNROOF MOD	1	492 20A FT WIPER LO/HI	1	493 20A FT/RR WASH	2	494 25A SUNROOF MOD	1	495 20A FT WIPER LO/HI	1	496 20A FT/RR WASH	2	497 25A SUNROOF MOD	1	498 20A FT WIPER LO/HI	1	499 20A FT/RR WASH	2	500 25A SUNROOF MOD	1
-----------------------	---------------------------	---	------------------	---	-------------	---	--------------------	---	--------------------	---	-------------------	---	--------------------	---	---------------------------	---	--------------------------	---	-----------------------	---	-------------------------	---	--------------------------	---	-----------------	---	------------------------	---	--------------------	---	---------------------	---	------------------------	---	--------------------	---	---------------------	---	------------------------	---	--------------------	---	---------------------	---	------------------------	---	--------------------	---	---------------------	---	------------------------	---	--------------------	---	---------------------	---	------------------------	---	--------------------	---	---------------------	---	------------------------	---	--------------------	---	---------------------	---	------------------------	---	--------------------	---	---------------------	---	------------------------	---	--------------------	---	---------------------	---	------------------------	---	--------------------	---	---------------------	---	------------------------	---	--------------------	---	---------------------	---	------------------------	---	--------------------	---	---------------------	---	------------------------	---	--------------------	---	---------------------	---	------------------------	---	--------------------	---	---------------------	---	------------------------	---	--------------------	---	---------------------	---	------------------------	---	--------------------	---	---------------------	---	------------------------	---	--------------------	---	---------------------	---	------------------------	---	--------------------	---	---------------------	---	------------------------	---	--------------------	---	---------------------	---	------------------------	---	--------------------	---	---------------------	---	------------------------	---	--------------------	---	---------------------	---	------------------------	---	--------------------	---	---------------------	---	------------------------	---	--------------------	---	---------------------	---	------------------------	---	--------------------	---	---------------------	---	------------------------	---	--------------------	---	---------------------	---	------------------------	---	--------------------	---	---------------------	---	------------------------	---	--------------------	---	---------------------	---





FUSE	DESIGNATOR
M1	IGN OFF/VENTS/ACC-PWR WINDOWS
M2	15A OMSL BRAKE SW
M3	20A TRAILER LIGHTING AIR SUSP/ELSO
M4	20A PCM TRANS FEED
M5	20A PCM TRANS FEED
M6	20A PCM TRANS FEED
M7	20A PCM TRANS FEED
M8	20A PCM TRANS FEED
M9	20A PCM TRANS FEED
M10	20A PCM TRANS FEED
M11	20A PCM TRANS FEED
M12	20A PCM TRANS FEED
M13	20A PCM TRANS FEED
M14	20A PCM TRANS FEED
M15	20A PCM TRANS FEED
M16	20A PCM TRANS FEED
M17	20A PCM TRANS FEED
M18	20A PCM TRANS FEED
M19	20A PCM TRANS FEED
M20	20A PCM TRANS FEED
M21	20A PCM TRANS FEED
M22	20A PCM TRANS FEED
M23	20A PCM TRANS FEED
M24	20A PCM TRANS FEED
M25	20A PCM TRANS FEED
M26	20A PCM TRANS FEED
M27	20A PCM TRANS FEED
M28	20A PCM TRANS FEED
M29	20A PCM TRANS FEED
M30	20A PCM TRANS FEED
M31	20A PCM TRANS FEED
M32	20A PCM TRANS FEED
M33	20A PCM TRANS FEED
M34	20A PCM TRANS FEED
M35	20A PCM TRANS FEED
M36	20A PCM TRANS FEED
M37	20A PCM TRANS FEED
M38	20A PCM TRANS FEED
K1	STARTER SW
K2	STARTER SW
K3	PCM RLY
K4	EBL RLY
K5	EBL RLY
K6	PARK P. TRLR LH VEHICLE RLY
K7	REAR HVAC RLY
K8	EBL RLY
K9	FRONT HVAC RLY
K10	ASD RLY
K11	RAD FAN LO RLY

RE3723-201 REV. C



68022143AA
25A

25

60

15

0T

0h

15

20

20

20

20

02

25

25

25

02

0T

02

Omron
68022080

Omron
68022080



046921394A

OMRON

046921394A

OMRON

OMRON

68083380AA

DE

DE

DE

DE

DE

DE

DE

DE

DE

DE

DE

DE

DE

DE

FOLDING SEAT
 SUSP/TRLR TOW
 SE MOD
 LIFTGATE MOD
 E-BRAKE
 DOOR MOD
 EL PCM/T-TOW
 DOOR NODE
 DOOR NODE
 PUMP/ESP
 VALVE/ESP
 EAT
 FUEL
 -BRAKE
 WASH RELAY
 WASH VALVE
 /SWAY BAR
 IAM LOCK
 R/PEDM
 MOD


J12 30A REAR HVAC/RAD FAN
 EBL
 J13 60A 100-MAIN
 J14 40A EBL
 20A PARKLP-MAIN & TRLR
 J15 40A FRONT HVAC
 J17 40A STARTER SOLENOID
 J18 20A PCM TRANS FEED
 J19 60A RAD FAN
 J20 20A FL WIPER L/W
 J21 20A FL WIPER R/W
 J22 25A REAR WIPER

M11 10A HVAC (ATC)
 MW SENSR/UH LMP
 M12 30A AMP/RADIO
 M13 20A 100-CON/WCM/SIREN/
 CLK MOD/MULTFCTN
 SW/ITM/WIN
 M14 20A TRLR TOW (BUX)
 REAR CAMERA
 M15 20A FR W MIRR/T-CASE/
 AIR SUSP/PWR SEAT
 CN/MULTIFCN SW/
 FLW FLUG/DRL/TPW/
 AEEY 3HIFT/CRUISE/
 TELEMATICS/RAD FAN/
 VAC FLUP/ACC
 TRD-ROW HEADREST

K1 RUN/AGGY RLY
 K2 RUN RLY
 K3 STARTER SOL RLY
 K4 RUN/START RLY
 K5 PCM RLY
 K6 EBL RLY
 PARKLP: TRLR /
 LH VEHICLE RLY
 K7 REAR HVAC RLY
 EBL RLY
 K9 FRONT HVAC RLY
 K10 ASD RLY
 K11 RAD FAN LO RLY

VEHICLE - LEGEND	
VEHICLE	DESIGNATOR
WRANGLER/MITRO	1
LIBERTY/MINIVAN	1
RAM/LARGE SUV	2

FUSE PULLER



M22 10A RT HORN (HI/LOW)
 M23 10A LT HORN (HI/LOW)
 M24 25A REAR WIPER
 CHMSL/E-BRAKE
 M25 20A FUEL/DSL LIFT PUMP
 M26 10A PWR MIRR/DRVR WIN
 DRIVER DOOR SW
 M27 10A IGN SW/WIN/PEM
 STEERING COL LOCK
 M28 10A PCM/TRANS FEED
 15A PCM/TRANS FEED
 M29 10A OCM
 CORAX TFM
 M30 15A FLIPR GLASS
 PWR FOLD MIR
 J1920 DIAGNOSTIC
 WIPER MOTOR

M31 20A B/U LAMPS
 M32 10A ORC
 TT EUROPE
 M33 10A NCC/GPEC/TCM
 M34 10A PRK ASST/HVAC MOD/
 HDLP WASH/COMPASS/
 IR SNR/LAMP LIGHTS/
 RAD FAN/RR CAM/
 DSL CABIN HTR/AHL

M35 10A HTD MIRRORS
 15A PRKLP: TRAILER &
 LH-VEHICLE
 M36 20A POWER OUTLET #3
 M37 10A ABS/ESP/STP LP SW/
 FUEL PUMP RLY
 SWAY BAR FEED
 M38 25A LOCK/UNLOCK MTRS

R63723-201 REV.C



J1 40A PWR FOLDING SEAT
AIR SUSP/TRLR TOW 2

J2 30A T-CASE MOD 5
PWR LIFTGATE MOD 2
T/T E-BRAKE 2

J3 30A RR DOOR MOD 1
DIESEL PCM/T-TOW 2

J4 25A DR DOOR NODE

J5 25A PASS DOOR NODE

J6 40A ABS PUMP/ESP

J7 30A ABS VALVE/ESP

J8 40A PWR SEAT

J9 40A FLEX FUEL 1
30A T/T E-BRAKE 2

J10 30A H2LP WASH RELAY
MAN TUNING VALVE 1
R-HVAC/SWAY BAR 2

J11 30A THATCHAM LOCK
SWAY BAR/PSDM 1
T-CASE MOD 2

J12 30A REAR HVAC/RAD FAN 1
EBL 2

J13 60A 100-MAIN

J14 40A EBL 1

J15 40A FRONT HVAC 2
20A PARKLP:MAIN & TRLR 2

J17 40A STARTER SOLENOID

J18 30A PCM TRANS RANGE

J19 60A RAD FAN

J20 30A FT WIPER LO/HI

J21 20A FT/RR WASH

J22 25A SUNROOF MOD

CB1 25A IGN OFF/VENTS/
ACC-PWR WINDOWS

M1 15A CHMSL/BRAKE SW

M2 20A TRAILER LIGHTING 1
AIR SUSP/ELSD 2
FRONT FOG LAMPS 1
IBS FEED 1

M3 20A FT/RR AXLE LCK 1
VACUUM PUMP MTR 1
DRL/LIFTGATE UNLOCK 2
3RD ROW HEADREST 2

M4 10A TRAILER TOW 1

M5 25A INVERTER

M6 20A PWR OUTLET #1 (ACC)
RAIN SENSR

M7 20A PWR OUTLET #2
(BATT/ACC SELECT)

M8 20A FT HEATED SEAT
HEATED ST WHEEL

M9 20A RR HEATED SEAT

M10 15A VES/SDARS/DVD/HFM
UGOO/VANITY LP

M16 10A ORC/DCM

M1X 15A LT-TAIL/LIC/PRKLP 1
STOP LP 2

M11 10A HVAC (ATC)
MW SENSR/UH LMP 1

M12 30A AMP/RADIO

M13 20A 100-CCN/WCM/SIREN/
CLK MOD/MULTFCTN/
SW/ITM/WIN

M14 20A TRLR TOW (BUS)
REAR CAMERA 2

M15 20A RR VW MIR/T-CASE/
AIR SUSP/PWR SEAT
CCN/MULTIFCN SW/
GLW PLUG/DRL/TPW/
ASSY SHIFT/CRUISE/
TELEMATICS/RAD FAN/
VAC PUMP/ACC
3RD ROW HEADREST

K1 PWR/ACCY RLY

K2 RLV RLY

K3 STARTER SW RLY

K4 RLV/START RLY

K5 PCM RLY

K6 EBL RLY 1
PARKLP: TBLR / 2
LH VEHICLE RLY

K7 REAR HVAC RLY 1
EBL RLY 2

K9 FRONT HVAC RLY

K10 ASD RLY

K11 RAD FAN LO RLY



M22 10A RT HORN (H/L/LOW)

M23 10A LT HORN (H/L/LOW)

M24 25A REAR WIPER

M25 20A FUEL/DSL LIFT PL

M26 10A PWR MIRR/DRIVE WIP
DRIVER DOOR SW

M27 10A IGN SW
STREET

M28 10A PWR
15A FGM

M29 10A JON
25A

M30 15A PLUG
PAC

NO. 2111-001
UP 11120<
2002

INVERTER



04692139AA
OMRON

OMRON
04692139AA

25A
04692143AA

30 30 20 20 40 20

OMRON
68083380AA

OMRON
68083380AA

OMRON
68083380AA

OMRON
68083380AA

40 20

30

25 10 02 02

OMRON
68083380AA

15 10

15 10 20 20

60

10 15

15 15

30 60

51 10 51

10 20 02 02

40

20 20

OMRON
68083380AA

10 25

40

30 40

OMRON
68083380AA

10 15

OMRON
68083380AA

30

25

25 20 10 02

20 25

52

MFD BY CHRYSLER GROUP LLC

DATE OF MFR: 7-11

GUAR FRONT: 1452 KG 3200 LB WITH

18X8.0 RIMS AT

GUAR REAR: 1770 KG 3900 LB WITH

18X8.0 RIMS AT


2949 KG 6500 LB

P265/60R18 TIRES

228 KPA (33 PSI) COLD

P265/60R18 TIRES

228 KPA (33 PSI) COLD



THIS VEHICLE CONFORMS TO ALL APPLICABLE U.S.A. FEDERAL MOTOR VEHICLE SAFETY STANDARDS IN EFFECT ON THE DATE OF MANUFACTURE SHOWN ABOVE.

VIN: 1C4RDJG68C0 [REDACTED]

TYPE: [REDACTED] PRINT: PXR

MPV TRIM: CLD3

MDH: 072608 64904


49 KG 6500 LB

S/60R18 TIRES

KPA (33 PSI) COLD

S/60R18 TIRES

KPA (33 PSI) COLD



THIS VEHICLE CONFORMS TO ALL APPLICABLE U.S.A. FEDERAL MOTOR VEHICLE SAFETY STANDARDS IN EFFECT ON THE DATE OF MANUFACTURE SHOWN ABOVE.

VIN: 1C4RDJDG8CC

TYPE: MPV

MDH: 072608 649AA

VEHICLE MADE IN U.S.A.

PRINT: PXR

TRIM: CLD3











MFD BY CHRYSLER GROUP LLC

DATE OF MFR: 1-12

GAWR FRONT: 1452 KG
18X8.0

GAWR REAR: 1679 KG
18X8.0

3200 LB WITH
RIMS AT

3700 LB WITH
RIMS AT

GUWR: 2949 KG 6500 LB
P265/60R18 TIRES

230 KPA (33 PSI) COLD
P265/60R18 TIRES

230 KPA (33 PSI) COLD



THIS VEHICLE CONFORMS TO ALL APPLICABLE U.S.A. FEDERAL MOTOR VEHICLE SAFETY
STANDARDS IN EFFECT ON THE DATE OF MANUFACTURE SHOWN ABOVE.

VIN: 1C4RJFAG9C0

VEHICLE MADE IN U.S.A.

TYPE: [REDACTED]
PRINT: PXR

MPV

TRIN: ULX9

MDH: 010411 649AA

NC.
0131

411

Jeep









BOB ANKNEY
COLLISION CENTER

Jeep

4x4
LAREDO



4x4
LAREDO

WOODHOUSE



[Redacted License Plate]

Jeep


GRAND CHEROKEE





Jeep

GRAND CHEROKEE





411

SAFARI
A MAZDA
MAZDA



STEVEN PIPING INC.
MECHANICAL CONTRACTORS 366-0131

TEST GARDE






Jeep



3.6L
VVT








- J1 40A PWR FOLDING SEAT 1
AIR SUSP/TRLR TOW 2
- J2 30A T-CASE MOD 1
PWR LIFTGATE MOD 1
T/T E-BRAKE 2
- J3 30A RR DOOR MOD 1
DIESEL PCM/T-TOW 2
- J4 25A DR DOOR NODE 1
- J5 25A PASS DOOR NODE 1
- J6 40A ABS PUMP/ESP 1
- J7 30A ABS VALVE/ESP 1
- J8 40A PWR SEAT 1
- J9 40A FLEX FUEL 1
30A T/T E-BRAKE 2
- J10 30A H0LP WASH RELAY 1
MAN TUNING VALVE 1
R-HVAC/SWAY BAR 2
- J11 30A THATCHAM LOCK 1
SWAY BAR/PSDM 1
T-CASE MOD 2

- J12 30A REAR HVAC/RAD FAN 1
EBL 2
- J13 60A 100-MAIN 1
- J14 40A EBL 1
20A PARKLP:MAIN & TRLR 2
- J15 40A FRONT HVAC 1
- J17 40A STARTER SOLENOID 1
- J18 20A PCM TRANS RANGE 1
- J19 60A RAD FAN 1
- J20 30A FT WIPER LO/HI 1
- J21 20A FT/RR WASH 1
- J22 25A SUNROOF MOD 1

- M11 10A HVAC 1
M12 30A 100-MAIN 1
- M13 20A 100-MAIN 1
- M14 20A 100-MAIN 1
- M15 20A 100-MAIN 1
- M1 15A CHMSL/BRAKE SW 1
- M2 20A TRAILER LIGHTING 1
AIR SUSP/ELSD 1
FOG LAMPS-MINIVAN 1
IBS FEED 1
VAC PUMP-WRANGLER 1
- M3 20A FT/RR AXLE LCK 1
VAC PUMP-MINIVAN 1
DRL/LIFTGATE UNLOCK 2
3RD ROW HEADREST 2
- M4 10A TRAILER TOW 1
- M5 25A INVERTER 1
- M6 20A PWR OUTLET #1 (ACC) 1
RAIN SENSR 1
- M7 20A PWR OUTLET #2 1
(BATT/ACC SELECT) 1
- M8 20A FT HEATED SEAT 1
HEATED ST WHEEL 1
- M9 20A RR HEATED SEAT 1
- M10 15A VEE/SDARS/DVD/HFM 1
UCDD/VANITY LP 1

- K2 RUN RLY 1
- K3 STARTER SOL RLY 1
- K4 RUN ST. RLY 1
- K5 PCM RLY 1
- K6 EBL PLY 1
- K7 PARKLP: TRLR / LH VEHICLE RLY 2
- K8 REAR HVAC RLY 1
- K9 FRONT HVAC RLY 1
- K10 ASD RLY 1
- K11 RAD FAN LO RLY 1



WRANGLER/NITRO LIBERTY/MINIVAN	1
RAM/LARGE SUV	2

- M22 10A RT HORN (HI/LOW) 1
- M23 10A LT HORN (HI/LOW) 1
- M24 25A REAR WIPER 1
- M25 20A FUEL/DSL LIFT PUMP 1
- M26 10A PWR MIRR/DRVR WIN 1
DRIVER DOOR SW 2
- M27 10A IGN SW/WIN/PEM 1
STEERING COL LOCK 1
- M28 10A PCM/TRANS FEED 1
15A PCM/TRANS FEED 2
- M29 10A OCM 1
CORAX TFM 2
- M30 15A FLIPR GLASS 1
PWR FOLD MIR 1
J1920 DIAGNOSTIC 1
WIPER MOTOR 1

- M31 20A B/U LAMPS 1
- M32 10A ORC 1
TT EUROPE 1
- M33 10A NCC/GPEC/TCM 1
- M34 10A PRK ASST/HVAC MOD/
H0LP WASH/COMPASS/
IR SNSR/LAMP LIGHTS/
RAD FAN/RR CAM/
DSL CABIN HTR/AHLM 1

- M35 10A HTD MIRRORS 1
15A PRKLP: TRAILER & 2
LH-VEHICLE 1
- M36 20A POWER OUTLET #3 1
- M37 10A ABS/ESP/STP-EP SW/
FUEL PUMP RLY 1
SWAY BAR FEED 1
- M38 25A LOCK/UNLOCK MTRS 1

R63723-20T REV.D

R62337-001
>PP-TD20<
GAV3
50





⚠ WARNING
EVEN WITH ADVANCED AIRBAGS

- CHILDREN CAN BE KILLED OR SERIOUSLY INJURED BY THE AIRBAG.
- THE BACK SEAT IS THE SAFEST PLACE FOR CHILDREN.
- NEVER PUT A REAR FACING CHILD SEAT ON THE FRONT SEAT.
- ALWAYS USE SEATBELTS AND CHILD RESTRAINTS.
- SEE OWNER'S MANUAL FOR MORE INFORMATION ABOUT AIRBAGS.

US 108 112AA

⚠ MISE EN GARDE
MÊME AVEC DES SACS GONFLABLES PERFECTIONNÉS

- LES ENFANTS PEUVENT ÊTRE TUÉS (OU SÉRIEUSEMENT BLESSÉS PAR) LES SACS GONFLABLES.
- LA BANQUETTE ARRIÈRE EST LA PLACE LA PLUS SÛRE POUR LES ENFANTS.
- NE METTEZ JAMAIS UN SIÈGE POUR ENFANT (NOTamment un SIÈGE À L'AVANT) SUR LA BANQUETTE ARRIÈRE.
- TOUJOURS UTILISER LES CEINTURES DE SÉCURITÉ ET LES SYSTÈMES DE SÈCURITÉ POUR ENFANTS.
- CONSULTER LE MANUEL DE SÉCURITÉ POUR OBTENIR PLUS DE RENSEIGNEMENTS SUR LES SACS GONFLABLES.











115811


Installé à l'usine A/C Dye











Ignition or
Accessory ON

1280 mi  RUN



P









