



Mercedes-Benz USA, LLC Response to NHTSA Information Request

Appendix of Attachments



Mercedes-Benz

Attachment 15-1-a

Mercedes-Benz USA, LLC Response to
EA13-003 Information Request – Requests 15-25

CONFIDENTIAL BUSINESS
INFORMATION REDACTED

Attachment 15-1-b

Mercedes-Benz USA, LLC Response to
EA13-003 Information Request – Requests 15-25

CONFIDENTIAL BUSINESS
INFORMATION REDACTED

Attachment 15-1-c

Mercedes-Benz USA, LLC Response to
EA13-003 Information Request – Requests 15-25

CONFIDENTIAL BUSINESS
INFORMATION REDACTED

Attachment 15-2-a

Mercedes-Benz USA, LLC Response to
EA13-003 Information Request – Requests 15-25

CONFIDENTIAL BUSINESS
INFORMATION REDACTED

Attachment 15-2-b

Mercedes-Benz USA, LLC Response to
EA13-003 Information Request – Requests 15-25

CONFIDENTIAL BUSINESS
INFORMATION REDACTED

Attachment 15-3-a

Mercedes-Benz USA, LLC Response to
EA13-003 Information Request – Requests 15-25

CONFIDENTIAL BUSINESS
INFORMATION REDACTED

Attachment 15-3-b

Mercedes-Benz USA, LLC Response to
EA13-003 Information Request – Requests 15-25

CONFIDENTIAL BUSINESS
INFORMATION REDACTED

Attachment 15-3-e

Mercedes-Benz USA, LLC Response to
EA13-003 Information Request – Requests 15-25

CONFIDENTIAL BUSINESS
INFORMATION REDACTED

Attachment 15-3-f

Mercedes-Benz USA, LLC Response to
EA13-003 Information Request – Requests 15-25

CONFIDENTIAL BUSINESS
INFORMATION REDACTED

Attachment 17

Mercedes-Benz USA, LLC Response to
EA13-003 Information Request – Requests 15-25

CONFIDENTIAL BUSINESS
INFORMATION REDACTED

Attachment 18a

Mercedes-Benz USA, LLC Response to
EA13-003 Information Request – Requests 15-25

CONFIDENTIAL BUSINESS
INFORMATION REDACTED

Attachment 18b

Mercedes-Benz USA, LLC Response to
EA13-003 Information Request – Requests 15-25

CONFIDENTIAL BUSINESS
INFORMATION REDACTED

Attachment 18c

Mercedes-Benz USA, LLC Response to
EA13-003 Information Request – Requests 15-25

CONFIDENTIAL BUSINESS
INFORMATION REDACTED

Attachment 18d

Mercedes-Benz USA, LLC Response to
EA13-003 Information Request – Requests 15-25

CONFIDENTIAL BUSINESS
INFORMATION REDACTED

Attachment 18f

Mercedes-Benz USA, LLC Response to
EA13-003 Information Request – Requests 15-25

CONFIDENTIAL BUSINESS
INFORMATION REDACTED

Attachment 19a

Mercedes-Benz USA, LLC Response to
EA13-003 Information Request – Requests 15-25

Operation

At the gas station



- ▷▷ • by pressing the KEYLESS-GO* start/stop button. Open the driver's door (with the driver's door open, starter switch is now in position 0, same as SmartKey removed from starter switch).
- ▶ Remove the SmartKey from the starter switch.
- ▶ Open the fuel filler flap by pushing at the point indicated by the arrow. The fuel filler flap springs open.
- ▶ Turn the fuel cap to the left and hold on to it until possible pressure is released.
- ▶ Take off the cap and set it in the recess on the fuel filler flap.
To prevent fuel vapors from escaping into open air, fully insert filler nozzle unit.
- ▶ Only fill your tank until the filler nozzle unit cuts out – **do not top off or overfill.**

Warning!



Overfilling of the fuel tank may create pressure in the system which could cause a gas discharge. This could cause the gas to spray back out when removing the fuel pump nozzle, which could cause personal injury.

- ▶ Replace fuel cap by turning it clockwise until it audibly engages.
- ▶ Close the fuel filler flap.

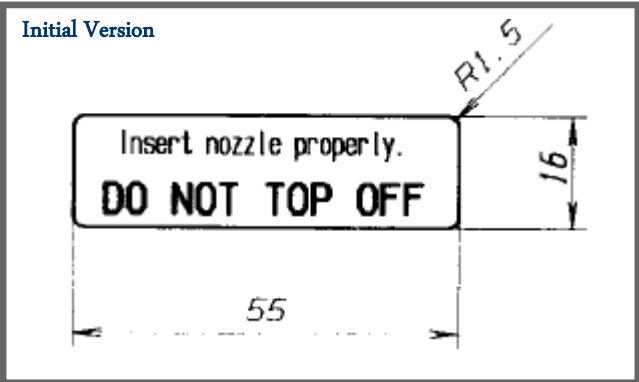
i Leaving the engine running and the fuel cap open can cause the yellow fuel tank reserve warning lamp to flash and the malfunction indicator lamp  (USA only) or the malfunction indicator lamp  (Canada only) to illuminate. For more information, see also "Practical hints" (▷ page 384).

Warning!



Overfilling of the fuel tank may create pressure in the system which could cause a gas discharge. This could cause the gas to spray back out when removing the fuel pump nozzle, which could cause personal injury.

Information inside the filler cap access door:



Self-Service Pump Warning

This is a warning sign that appears on pumps today

WARNING	
<p>SELF SERVE</p> <ul style="list-style-type: none"> • NO SMOKING • STOP ENGINE • WARNING - IT IS UNLAWFUL AND DANGEROUS TO DISPENSE MOTOR FUELS INTO UNAPPROVED CONTAINERS. • PERSONS USING DISPENSERS WITH HOLD OPEN LATCHES MUST REMAIN AT THE REFUELING POINT (OUTSIDE VEHICLE) DURING REFUELING. <p>STATIC ELECTRIC SPARK EXPLOSION HAZARD</p> <ul style="list-style-type: none"> • USE APPROVED CONTAINER. • PUT CONTAINER ON GROUND (NEVER ON OR IN A VEHICLE). • KEEP NOZZLE IN CONTACT WITH CONTAINER. • DO NOT GET BACK IN YOUR VEHICLE WHILE REFUELING. 	<p>GASOLINE HEALTH & SAFETY</p> <ul style="list-style-type: none"> • EXTREMELY FLAMMABLE. VAPORS MAY EXPLODE. • HARMFUL OR FATAL IF SWALLOWED. • LONG TERM EXPOSURE TO VAPORS HAS CAUSED CANCER IN LABORATORY ANIMALS. • KEEP FACE AWAY FROM NOZZLE WHILE FILLING. • KEEP NOZZLE AWAY FROM EYES AND SKIN. • NEVER SYPHON BY MOUTH. • DON'T OVERFILL TANK. FOR USE AS A MOTOR FUEL ONLY. <p>ELECTRONIC DEVICES HAZARD</p> <p>DO NOT USE CELLULAR PHONES OR OTHER ELECTRONIC DEVICES WHILE DISPENSING MOTOR FUELS.</p>

Quelle: <https://www.opw-fc.com/DosDonts%20presentation.pdf>

Label Example

NOZZLE OPERATION

THIS GASOLINE DISPENSER IS FITTED WITH SPECIAL NOZZLES TO PROTECT YOU FROM BREATHING GASOLINE VAPORS AND TO REDUCE AIR POLLUTION.

- 1) INSERT NOZZLE COMPLETELY INTO FILL PIPE.
- 2) AFTER PUMPING WAIT THREE (3) SECONDS TO ALLOW NOZZLE TO DRAIN.

AVOID SPILLAGE DO NOT TOP OFF TANK

REPEATED ATTEMPTS TO PUMP GASOLINE AFTER THE AUTOMATIC SHUT-OFF INDICATES YOUR TANK IS FULL MAY RESULT IN SPILLS OR RECIRCULATION OF GASOLINE.


DIRECT QUESTIONS OR COMPLAINTS TO:
NORTHERN VIRGINIA AREA: (703) 583-3800
RICHMOND AREA: (804) 527-5020

HELP PROTECT THE ENVIRONMENT!
SAVE MONEY!




- Do you top off your gas tank and overfill it?
- When the gas pump nozzle clicks off automatically, do you add a little more gas to round off your dollar sale?
- Topping off your gas tank is bad for the environment and your wallet.


Here's why:




Topping off the gas tank can result in your paying for gasoline that is fed back into the station's tanks because your gas tank is full. The gas nozzle automatically clicks off when your gas tank is full. In areas of [ozone nonattainment](#), gas station pumps are equipped with vapor recovery systems that feed back gas vapors into their tanks to prevent vapors from escaping into the air and contributing to air pollution. Any additional gas you try to pump into your tank may be drawn into the vapor line and fed back into the station's storage tanks.



Gasoline vapors are harmful to breathe. Gasoline vapors contribute to bad ozone days and are a source of toxic air pollutants such as benzene. Evaporation from the spillage of gas from overfilling can occur, contributing to the air pollution problem. Remember you pay for the gas that evaporates or is spilled on the ground.

You need extra room in your gas tank to allow the gasoline to expand. If you top off your tank, the extra gas may evaporate into your vehicle's vapor collection system. That system may become fouled and will not work properly causing your vehicle to run poorly and have high gas emissions.



Topping off your gas tank may foul the station's vapor recovery system. Adding more gas after the nozzle has automatically shut off can cause the station's vapor recovery system to operate improperly. This contributes to the air pollution problem and may cause the gas pump to fail to work for the next person.

EPA – Environmental Protection Agency
(Internet homepage)



The Associated

PressIn this 2008 file photo, gas spills out as a customer tops off her fuel tank in Lawrence, Mass. An Oregon law banning topping off tanks goes into effect today.

Attachment 19i

Mercedes-Benz USA, LLC Response to
EA13-003 Information Request – Requests 15-25

CONFIDENTIAL BUSINESS
INFORMATION REDACTED

Attachment 19j

Mercedes-Benz USA, LLC Response to
EA13-003 Information Request – Requests 15-25

CONFIDENTIAL BUSINESS
INFORMATION REDACTED

Attachment 20a

Mercedes-Benz USA, LLC Response to
EA13-003 Information Request – Requests 15-25

CONFIDENTIAL BUSINESS
INFORMATION REDACTED

Attachment 20b

Mercedes-Benz USA, LLC Response to
EA13-003 Information Request – Requests 15-25

CONFIDENTIAL BUSINESS
INFORMATION REDACTED

Attachment 20c

Mercedes-Benz USA, LLC Response to
EA13-003 Information Request – Requests 15-25

CONFIDENTIAL BUSINESS
INFORMATION REDACTED

Attachment 21a

Mercedes-Benz USA, LLC Response to
EA13-003 Information Request – Requests 15-25

CONFIDENTIAL BUSINESS
INFORMATION REDACTED

Attachment 21b

Mercedes-Benz USA, LLC Response to
EA13-003 Information Request – Requests 15-25

CONFIDENTIAL BUSINESS
INFORMATION REDACTED

Attachment 21c

Mercedes-Benz USA, LLC Response to
EA13-003 Information Request – Requests 15-25

CONFIDENTIAL BUSINESS
INFORMATION REDACTED

Attachment 22a

Mercedes-Benz USA, LLC Response to
EA13-003 Information Request – Requests 15-25

CONFIDENTIAL BUSINESS
INFORMATION REDACTED

Attachment 22e

Mercedes-Benz USA, LLC Response to
EA13-003 Information Request – Requests 15-25

CONFIDENTIAL BUSINESS
INFORMATION REDACTED

Attachment 22f

Mercedes-Benz USA, LLC Response to
EA13-003 Information Request – Requests 15-25

CONFIDENTIAL BUSINESS
INFORMATION REDACTED

Attachment 22i

Mercedes-Benz USA, LLC Response to
EA13-003 Information Request – Requests 15-25

CONFIDENTIAL BUSINESS
INFORMATION REDACTED