

PE13-010

CHRYSLER

6/20/2013

ENCLOSURE 4

FIELD DATA

CAIRS











102094

50805

152715
















































































































































PROSPT'S

4/13/05

L. M. S. S.

















PRO53715

PRO 1500  
L4000

4/13/05

1976

6





PRO53715  
15M1363  
IN0316

10744

4/13/05





















PRELIMINARY  
PROS 3715

RO# 4363

IN: 03/15


4/13/05

























































A  
M  
LO  
DEL  
OFF  
P

P  
R  
N  
D















**WARNING**  
DO NOT USE SEATBELT  
IF THE SEATBELT IS  
CRACKED OR DAMAGED  
OR IF THE SEATBELT IS  
NOT PROPERLY INSTALLED  
OR IF THE SEATBELT IS  
NOT PROPERLY SECURED  
OR IF THE SEATBELT IS  
NOT PROPERLY ADJUSTED  
OR IF THE SEATBELT IS  
NOT PROPERLY USED  
OR IF THE SEATBELT IS  
NOT PROPERLY MAINTAINED  
OR IF THE SEATBELT IS  
NOT PROPERLY INSPECTED  
OR IF THE SEATBELT IS  
NOT PROPERLY REPAIRED  
OR IF THE SEATBELT IS  
NOT PROPERLY REPLACED  
OR IF THE SEATBELT IS  
NOT PROPERLY DISCARDED  
OR IF THE SEATBELT IS  
NOT PROPERLY STORED  
OR IF THE SEATBELT IS  
NOT PROPERLY HANDLED  
OR IF THE SEATBELT IS  
NOT PROPERLY CLEANED  
OR IF THE SEATBELT IS  
NOT PROPERLY DRYED  
OR IF THE SEATBELT IS  
NOT PROPERLY PACKAGED  
OR IF THE SEATBELT IS  
NOT PROPERLY SHIPPED  
OR IF THE SEATBELT IS  
NOT PROPERLY RECEIVED  
OR IF THE SEATBELT IS  
NOT PROPERLY UNPACKED  
OR IF THE SEATBELT IS  
NOT PROPERLY INSPECTED  
OR IF THE SEATBELT IS  
NOT PROPERLY USED  
OR IF THE SEATBELT IS  
NOT PROPERLY MAINTAINED  
OR IF THE SEATBELT IS  
NOT PROPERLY REPAIRED  
OR IF THE SEATBELT IS  
NOT PROPERLY REPLACED  
OR IF THE SEATBELT IS  
NOT PROPERLY DISCARDED  
OR IF THE SEATBELT IS  
NOT PROPERLY STORED  
OR IF THE SEATBELT IS  
NOT PROPERLY HANDLED  
OR IF THE SEATBELT IS  
NOT PROPERLY CLEANED  
OR IF THE SEATBELT IS  
NOT PROPERLY DRYED  
OR IF THE SEATBELT IS  
NOT PROPERLY PACKAGED  
OR IF THE SEATBELT IS  
NOT PROPERLY SHIPPED  
OR IF THE SEATBELT IS  
NOT PROPERLY RECEIVED  
OR IF THE SEATBELT IS  
NOT PROPERLY UNPACKED

















20 ROTATION MILE


P 275/35 ZR 18 (670)


ZP



































160



























110T  
BOSCH  
WARNING

WICOR

























PE13-010

CHRYSLER

6/20/2013

ENCLOSURE 4

FIELD DATA

CAIRS

GVWR 1757 KG  
03872 LB

GVWR 0821 KG  
FRONT 1809 LB

THIS VEHICLE CONFORMS TO ALL APPLICABLE FEDERAL MOTOR VEHICLE  
THEFT PREVENTION STANDARDS IN EFFECT ON THE DATE OF MANUFACTURE

VIN: 1B3JZ65Z64V [REDACTED]



MDH: 062206 201AA PNT:PX3

VEHICLE MADE IN U.S.A. TR

TOTAL  
WEIGHT

415 LBS-188kg

TIRE  
PRESSURE  
COLD

29 PSI

200 kPa

**RECOMMENDED TIRE SIZES**

275/35ZR18

FRONT

345/30R19

REAR

SEE OWNERS MANUAL FOR  
ADDITIONAL DATA

PRINTED IN USA 05290962AA









**WARNING**

SEVERE INJURY CAN OCCUR  
FROM EXHAUST PIPE BELOW  
DOOR OPENING. AVOID AND  
CONTACTING THIS AREA AND  
THE EXHAUST TIP.









DOOR UNLOCKED

AJAR

4993











344513

ON THE SAME VEHICLE.

MAKING DIFFERENT








05508

















RP  
10/10/10

PF

















III ROTARY  
P. 345 / 30

... WITH ENGINES OF THE SAME VEHICLE. MIXING DIFFERENT ...



ROTATION



F5 / 30 ZR

VEHICLE. MIXING DIFFERENT TIRE SIZES ON THE SAME AXLE



PROTECT

AFTER A LOW PRESSURE OF 10 PSI OR ZERO PRESSURE INSIDE  
MUST BE DISCHARGED, INSPECTED, AND APPROPRIATELY  
RECHARGED BY AN AUTHORIZED PERSON.

**RTT**

INFLATED TO PSI) OR ZERO PRESSURE INCIDENT. THE TIRE  
MUST BE INSPECTED, AND APPROPRIATELY REPAIRED OR  
REPLACED BY AN AUTHORIZED RETAIL REPRESENTATIVE



E2 021540



**CONFIDENTIAL - Prior Approval Required Before Duplicating****Preliminary Vehicle Investigation Report(PVIR)**

CAIR# 14654413

YEAR	BRAND	VEHICLE IDENTIFICATION NUMBER		MO/DY-HR	ODOMETER	IN-SERVICE
2004	DODGE VIPER SRT-10 TWO DOOR COUPE	1B3JZ65Z64V [REDACTED]		06-22 06	5000	05/06/2005
NAME OF OWNER		ADDRESS/LOCATION		CITY	STATE	COUNTRY
[REDACTED]		[REDACTED]		INDIANAPOLIS	IN	USA
ZIP	COLOR	MODEL	HOME PHONE		BUSINESS PHONE	
[REDACTED]	Viper Black Clear Coat	ZBD	[REDACTED]		[REDACTED]	
SELLING DEALER NAME		BUSINESS CENTER	DLR. CODE	CITY	STATE	COUNTRY
CHAMPION CHRYSLER JEEP DODGE		42	45119	INDIANAPOLIS	IN	USA
INSPECTOR - NAME FIRST, LAST, MIDDLE			INSPECTOR'S COMPANY		INSPECTOR'S PHONE NO.	
Michael Schamel			EA Associates Inc		[REDACTED]	
DAMAGE ESTIMATE				REPAIR ESTIMATE		
<input type="radio"/> MINOR <input checked="" type="radio"/> MODERATE <input type="radio"/> TOTAL LOSS				\$ 9940.00		

**INTERVIEW**

INTERVIEW WITH:

 DRIVER  OWNER  OTHER  DRIVER/OWNER

NAME: LAST, FIRST, MIDDLE

[REDACTED]

INTERVIEW DATE:

DATE OF INCIDENT:

TIME OF INCIDENT

INSPECTION DATE:

**03/03/2006****02/27/2006****12:01**  AM  PM**03/03/2006**

1. DRIVER'S

DESCRIPTION OF EVENT:

**No Interview!!!! Attempted 3 messages at owners phone number furnished by body shop. All 3 attempts reveals mailbox full and would not accept.**

Insurance

Company

**Unknown**

Name:

Personal Injury:

Were there

 Yes  No

If Yes, complete section "B"

Personal

Injuries?

Any Indicator/

Warning Lights

 Yes  No

If Yes, What light:

on Prior?

**IMPORTANT: SHOW THIS REPORT TO NO ONE & ONLY STATE FACTS (DRAW NO CONCLUSIONS)**

Help Key

**PART A- GENERAL**

**REQUIRED PHOTOGRAPHS:** ALL FOUR SIDE VIEWS**IF CRASH DAMAGED:**

PERSPECTIVE FROM EVERY  
CORNER OF VEHICLE DOWN  
BOTH ORIGINAL LATERAL  
SIGHT LINES(8 TOTAL)

- ANY RECENT VEHICLE  
SERVICE

YES  NO

UNKNOWN

IF YES, ENCLOSE COPIES OF  
REPAIR ORDERS

**INFORMATION:** POLICE/AGENCY REPORT #:**Unknown** ALL REPORTS/PHOTOS BY  
OTHERS

- ADDRESS OF INSPECTION

Address **Color Concepts**

1

Address **5005 west 106th**

2

City **Zionsville**State **IN**Zip **46077**Phone **317-732-7042**

- EVIDENCE OF TAMPERING OR PRIOR  
DISASSEMBLY

YES  NO

- IF YES, DESCRIBE AND PHOTOGRAPH

---



---

**PART B - EXTERIOR/INTERIOR VEHICLE DAMAGE**


---



---

**REQUIRED PHOTOGRAPHS: No Interview inspection only.** WINDSHIELD

ALL AREAS OF DAMAGE  
MARKINGS ON INTERIOR  
AND EXTERIOR

CLOSE UPS OF STAINS,  
SKIN, HAIR, CLOTH

EXTERIOR AND INTERIOR  
DAMAGE INCLUDING  
UNDERCARRIAGE

**INFORMATION:**

DESCRIBE ANY INJURIES  
TO DRIVER AND/OR OTHER  
OCCUPANTS

SEE SEAT BELT/SEATS  
SECTION IF APPLICABLE

---



---

Next

**PART - C AIRBAG(S) NOT APPLICABLE**

**PART - D SEATS/SHOULDER BELTS NOT APPLICABLE**

**PART - E TRANSMISSION NOT APPLICABLE**

Previous

Next

**PART - F UNINTENDED ACCELERATION NOT APPLICABLE**

**PART - G BRAKES NOT APPLICABLE**

**PART H - STEERING/SUSPENSION/TIRES**

**REQUIRED PHOTOGRAPHS:**

- COMPLETE STEERING SYSTEM
- RACK & PINION
- LINKAGE
- C/V & UNIVERSAL JOINTS
- COLUMN
- BELTS & PULLEYS
- STEERING GEAR
- EACH TIRE WITH VISIBLE LOCATION LABEL, INSURING ALL TIRE IDENTIFICATION AND TREAD WEAR IS DOCUMENTED
- ALL DAMAGED WHEEL AND RIM AREA INCLUDING IMPACTED FOREIGN MATERIAL

**INFORMATION:**

- STEERING TYPE?  MANUAL  POWER
  - CHECK AND RECORD FLUID LEVEL: **Full**
  - RECORD COLOR OF FLUID: **Red**
  - IS DRIVE BELT TIGHT? **Right rear knuckle broken from side impact**
    - YES  NO
    - IF NO, EXPLAIN
  - CHECK FOR HOSE/SYSTEM LEAKS
    - YES  NO
    - IF YES, EXPLAIN
  - CHECK CONDITION OF STEERING LINKAGE FROM WHEELS TO STEERING COLUMN. RECORD INFORMATION OR LOOSE CONNECTIONS
- Front steering intact and normal.**

UNLOCK KEY AND TURN WHEEL FULLY RIGHT TO LEFT

**normal**

IF SAFE, START ENGINE AND TURN WHEEL FULLY RIGHT TO LEFT AND LIST OBSERVATIONS

**Normal**

ADDITIONAL OBSERVATIONS

RECORD:	FRONT LEFT	FRONT RIGHT	REAR LEFT	REAR RIGHT	SPARE
TIRE SIZE:	P275/35/R18	275/35/R18	345/30/R19	345/35/R19	N/A
BRAND:	MICHELIN	MICHELIN	MICHELIN	MICHELIN	OTHER
	other :	other :	other :	other :	other :
RATING:					
DOT NO.:					
TREAD DEPTH	11/32	11/32	11/32	11/32	
PRESSURE:	35	35	22	35	

**PART - I AXLE/DIFFERENTIAL NOT APPLICABLE**

**PART J - ADDITIONAL COMMENTS (DO NOT DRAW ANY CONCLUSIONS)**

Vehicle front end suspension intact with no damage to steering system or sheetmetal. Right rear wheel reveals side impact damage to wheel and knuckle. Right rear lower control arm sheered at knuckle mount from side impact of wheel. Lower control arm bent at frame attach point while sheered at knuckle mounting hole. Right rear axle had pulled loose from rear hub after knuckle sheered, there were gouge marks from sheered knuckle inside rim surface. There was deep scrapes and dents over entire wheel outer rime edge and rim flange. Some gouge marks on outer face of rim were 1/4 inch deep. Right rear tire side wall severely scuffed at side wall surface with damage to rim bead also. Right rear quarter panel also cracked directly rear of wheel area on right rear side. Unable to contact customer for interview, as voice mail box was full for 3 days. Contact information furnish by body shop. Inspection only. Estimate of repairs faxed this date.

Previous

Form Approved

Returned for corrections

PE13-010

CHRYSLER

6/20/2013

ENCLOSURE 4

FIELD DATA

CAIRS

From: [REDACTED]  
To: customerassist@daimlerchrysler.com  
Date: Thu Feb 01 15:59:46 EST 2007  
Subject: DaimlerChrysler Customer Assistance  
Form Selected:

-----  
Category: US Customer Service  
Brief Description:  
-----

Warranty Information

Comments:  
-----


I am a claims adjuster for a Viper Owner that had a spindle on the p/s rear break and cause some damage to his vehicle. This is not covered by insurance as it is a mechanical problem. I need to know if he has a warranty in place, as he does not know what he did with that information. If you can not help me with this please point me in the right direction.

■ Thanks

Bethany Kennedy  
Claims Adjuster  
Hagerty Insurance

Sender Information:  
-----

Title:  
First Name:  
Middle Initial:  
Last Name:



From: customerassist@daimlerchrysler.com  
To: bkennedy@hagerty.com  
Date: Fri Feb 02 14:55:48 EST 2007  
Subject: Re: DaimlerChrysler Customer Assistance  
Dear Bethany:

Thank you for contacting the Chrysler Group Customer Assistance Center regarding your clients information.

Unfortunately, we cannot provide this information to someone other than the vehicle owner.

We would be happy to assist him with this information. Please have you client contact Customer Assistance at 800-992-1997, Monday through Friday, 8:00 am to 5:00 pm.

Thank you again for your email.

Sincerely,

Kara

Senior Staff Representative  
Chrysler Group Customer Assistance Center

For any future communications related to this email, please refer to the following information:

REFERENCE NUMBER: 15920065

EMAIL CASE NUMBER: 1658293

REPLY LINK:

[http://www.chrysler.com/wccs/brand\\_forms/us/reply.jsp?trk\\_ID=KMM4632314I25261L0K](http://www.chrysler.com/wccs/brand_forms/us/reply.jsp?trk_ID=KMM4632314I25261L0K)  
M&

Original Message Follows:  
-----

US Customer Service - Dodge Brand Site

Brief Description:

Warranty Information

Comments:

I am a claims adjuster for a Viper Owner that had a spindle on the p/s rear break and cause some damage to his vehicle. This is not covered by insurance as it is a mechanical problem. I need to know if he has a warranty in place, as he does not know what he did with that information. If you can not help me with this please point me in the right direction. Thanks Bethany Kennedy Claims Adjuster Hagerty Insurance

VIN:

5V [REDACTED]

Mileage:

4000

Servicing Dealer:

Title:

First Name:

Bethany

Middle Initial:

Last Name:

Kennedy

Address 1:

PO Box 87

Address 2:

City:

Traverse City

State:

OK

Zip:

49685

Email:

bkennedy@hagerty.com

Work Phone:

800.922.4050



PE13-010

CHRYSLER

6/20/2013

ENCLOSURE 4

FIELD DATA

CAIRS

MFD BY CHRYSLER LLC

DATE OF MFG: 12-87

GAW 1782 KG  
83927 LB

GAW FRONT 8827 KG  
1922 LB

GAW REAR 8978 KG  
2155 LB

THIS VEHICLE CONFORMS TO ALL APPLICABLE U.S.A. FEDERAL MOTOR VEHICLE SAFETY, BUMPER  
AND THEFT PROTECTION REQUIREMENTS IN EFFECT ON THE DATE OF MANUFACTURE SHOWN ABOVE.

VIN: 1B3L285288



1B3L285288















































100% recycled content  
including 25% recycled rubber  
11-10-2000

261





















275/35-ZR18

Viper







PHILIP

182

275/35 ZR18

18

18

18

18

18

18

18

18

18

18

18

18

18

18

18





345/30ZR19

2020







MICHELIN

345/30ZR19

(M+S)

RSC



































## Vehicle View

And view an ECU to see full name. Click on an ECU for complete details.

[View](#)
[Refresh](#)

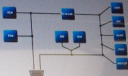
2008 CR 8, 4L

VW: 1BU12A3288V

Battery: 11.73 volts

### Legend

- Active ECU
- Non-responsive ECU
- ETC's Present
- ECU Not Found
- Scanning ECU
- New Flash available
- CAN C Bus Line
- PCI Bus Line



[All DTC's](#)
[Diagnostic Procedures](#)
[Customer Preferences](#)
[Vehicle Inspections](#)

[Return](#)
[Close](#)
[View](#)
[Print](#)
[Refresh](#)

All | Active | Staged | Pending

ECU	Code	Status	Description

Retrieving Data, please wait...





### PC View

Click on tabs to view various ECU operations and information for the selected ECU.

Search  
Enter information



- Flash
- Data
- DTC's**
- Adaptation
- System Tests
- Other Functions

Refresh DTCs now selection to view environmental data. Click on empty heading to see table.

All Active Stored Pending

[Clear stored DTC's](#)

DTC	Code	Severity	Description
There are no DTC's present!			

#### PCM Overview

- Name: Powertrain Control Module
- Flash Part Number: D8C3F4C3AF
- Bus Type: CAN C
- Hardware Version: 04.00
- Software Version: 01.05.01
- DTC Count: 0



## PCM View

Click on data to access various PCM operations and information for the selected ID.

View  
 System Information



Flash Data **DFCs** Actuators System Tests Other Functions

Details of the one operation to view an experimental data. Click on column heading to sort table.

All Active Stopped Pending

SCN	Code	Status	Description
There are no DFC's present.			

### PCM Overview

Name: Powertrain Control Module  
 Flash Part Number: 00629103M  
 Bus Type: CAN-C  
 Hardware Version: 14.08  
 Software Version: 05.04.01  
 DTC Count: 0



ALL SEAT BELTS

EVEN WITH ADVANCED AIR BAGS



Always use proper seating posture.  
Always wear your seat belt.  
Always use proper tie-down technique.  
Always use proper tie-down technique.





BASSPORT  
SEC  
VOL. # 01  
Auto  
4739





















Microclimate

















PE13-010

CHRYSLER

6/20/2013

ENCLOSURE 4

FIELD DATA

CAIRS

THE HISTORY OF THE

... ..

Page 1 of 1

ORC DTCs

NO DTCs DETECTED

Page back to exit

1. Introduction  
2. Methodology  
3. Results  
4. Discussion  
5. Conclusion

6. Appendix  
7. References  
8. Acknowledgements  
9. Author Biographies  
10. Index

11. Glossary  
12. Bibliography  
13. Appendix  
14. References  
15. Acknowledgements  
16. Author Biographies  
17. Index

18. Glossary  
19. Bibliography  
20. Appendix  
21. References  
22. Acknowledgements  
23. Author Biographies  
24. Index

25. Glossary  
26. Bibliography  
27. Appendix  
28. References  
29. Acknowledgements  
30. Author Biographies  
31. Index

32. Glossary  
33. Bibliography  
34. Appendix  
35. References  
36. Acknowledgements  
37. Author Biographies  
38. Index

39. Glossary  
40. Bibliography  
41. Appendix  
42. References  
43. Acknowledgements  
44. Author Biographies  
45. Index

46. Glossary  
47. Bibliography  
48. Appendix  
49. References  
50. Acknowledgements  
51. Author Biographies  
52. Index

53. Glossary  
54. Bibliography  
55. Appendix  
56. References  
57. Acknowledgements  
58. Author Biographies  
59. Index

60. Glossary  
61. Bibliography  
62. Appendix  
63. References  
64. Acknowledgements  
65. Author Biographies  
66. Index

67. Glossary  
68. Bibliography  
69. Appendix  
70. References  
71. Acknowledgements  
72. Author Biographies  
73. Index

74. Glossary  
75. Bibliography  
76. Appendix  
77. References  
78. Acknowledgements  
79. Author Biographies  
80. Index

81. Glossary  
82. Bibliography  
83. Appendix  
84. References  
85. Acknowledgements  
86. Author Biographies  
87. Index

88. Glossary  
89. Bibliography  
90. Appendix  
91. References  
92. Acknowledgements  
93. Author Biographies  
94. Index

95. Glossary  
96. Bibliography  
97. Appendix  
98. References  
99. Acknowledgements  
100. Author Biographies  
101. Index



ORC DTCs

NO DTCs DETECTED

Page back to exit

AIRBAG Module Information

Body Style: ZB

Part#: 04865582AB

S/W Version: 03.40

Front Dr and Pass/PCI Bus and  
Lamp Dr - Disable Switch - B051W  
PAB On-Off Switch Only

PCM DTCs

NO DTCs DETECTED

Starts Since Clear : 57

Page back to exit



DOOR UNLOCKED  
AJAR 11181

PREMIUM UNLEADED  
FUEL ONLY

MFD BY DAIMLERCHRYSLER CORPORATION

DATE OF MFR: 3-04

GWR 1757 KG  
03872 LB

GWR 0821 KG  
FRONT 1809 LB

GWR 0959 KG  
REAR 2113 LB

THIS VEHICLE CONFORMS TO ALL APPLICABLE FEDERAL MOTOR VEHICLE SAFETY, BUMPER AND THEFT PREVENTION STANDARDS IN EFFECT ON THE DATE OF MANUFACTURE SHOWN ABOVE.

VIN: 1B3JZ65Z74V

TYPE: PASSENGER CAR



MDH: 022708 201AA PNT:PA9

VEHICLE MADE IN U.S.A. TRM:CLX9 4648102









































05290130AB



RT



















**WARNING**  
DO NOT STAY IN  
VEHICLE WITH  
ENGINE RUNNING

**WARNING**  
DO NOT STAY IN  
VEHICLE WITH  
ENGINE RUNNING



# AWARNING



## DEATH OR SERIOUS INJURY CAN OCCUR

WARNING: DO NOT OPERATE OR MAINTAIN THE MACHINE  
UNLESS YOU ARE TRAINED AND QUALIFIED TO DO SO.  
THE BODY MUST BE THE TARGET OF ALL MAINTENANCE  
OPERATIONS. NEVER OPERATE THE MACHINE WITH THE  
GUARD REMOVED OR OPEN.  
DO NOT OPERATE OR MAINTAIN THE MACHINE  
UNLESS YOU ARE TRAINED AND QUALIFIED TO DO SO.



























**⚠ WARNING**

OPERATING EQUIPMENT WITHOUT THE PROPERLY ADJUSTED BELT TENSION CAN BE DANGEROUS TO YOU AND YOUR EQUIPMENT.

SEE THE OPERATOR MANUAL FOR BELT TENSIONING INSTRUCTIONS.

**8-1048 A/C DEFROSTER**

**ATTENTION**

SEE THE OPERATOR MANUAL FOR BELT TENSIONING INSTRUCTIONS.

**8-20 ACCESSORY BELT ROUTING**

8-1048











THE UNIVERSITY OF CHICAGO

PHYSICS DEPARTMENT

PHYSICS 439

ORC DTCs

NO DTCs DETECTED

Page back to exit

Page 1 of 1

10/10/2023

10/10/2023

10/10/2023

10/10/2023

10/10/2023

10/10/2023

10/10/2023

10/10/2023

10/10/2023

10/10/2023

10/10/2023

10/10/2023

10/10/2023

10/10/2023

ORC DTCs

NO DTCs DETECTED

Page back to exit

AIRBAG Module Information

Body Style: ZB

Part#: 04865582AB

S/W Version: 03.40

Front Dr and Pass/PCI Bus and  
Lamp Dr - Disable Switch - B051W  
PAB On-Off Switch Only

PCM DTCs

NO DTCs DETECTED

Starts Since Clear : 57

Page back to exit



DOOR UNLOCKED  
AJAR 11181

PREMIUM UNLEADED  
FUEL ONLY



MFD BY DAIMLERCHRYSLER CORPORATION

DATE OF MFR: 3-04

GWR 1757 KG  
03872 LB

GWR 0821 KG  
FRONT 1809 LB

GWR 0959 KG  
REAR 2113 LB

THIS VEHICLE CONFORMS TO ALL APPLICABLE FEDERAL MOTOR VEHICLE SAFETY, BUMPER AND THEFT PREVENTION STANDARDS IN EFFECT ON THE DATE OF MANUFACTURE SHOWN ABOVE.

VIN: 1B3JZ65Z74V

TYPE: PASSENGER CAR



MDH: 022708 201AA PNT:PA9 VEHICLE MADE IN U.S.A. TRM:CLX9 4648102









































05290130AB



RT













WARN







**WARNING**  
DO NOT STAY IN CAR WITH SUN VISOR DOWN

**WARNING**  
DO NOT STAY IN CAR WITH SUN VISOR DOWN

# AWARNING



## DEATH OR SERIOUS INJURY CAN OCCUR

WARNING: To avoid death or serious injury, the operator must wear the safety glasses at all times. Failure to wear safety glasses can result in death or serious injury. The operator must also wear the safety glasses when the machine is in operation.







VIPER























**⚠ WARNING**


OPERATING EQUIPMENT WITHOUT THE PROPER MAINTENANCE MAY BE DANGEROUS TO YOU AND OTHERS. ALWAYS USE PROPER SAFETY PROCEDURES. ALWAYS WEAR YOUR SAFETY GEAR. ALWAYS READ THE OPERATING INSTRUCTIONS AND SAFETY INFORMATION OF THE EQUIPMENT YOU ARE USING.

**8 1048 A/C/SPRINGER**

**ATTENTION**

FOR THE CORRECT USE OF THE EQUIPMENT, PLEASE READ THE OPERATING INSTRUCTIONS AND SAFETY INFORMATION.

**8 20 ACCESSORY BELT ROUTING**



86791648







