



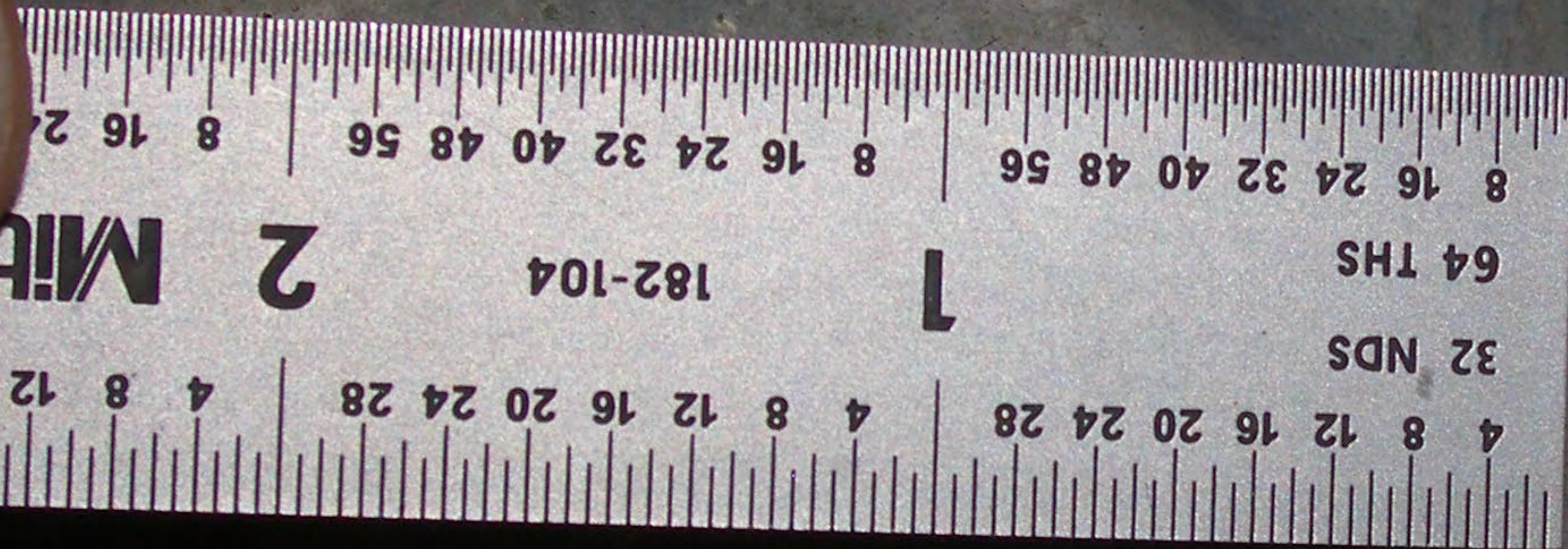
MIT 2

182-104

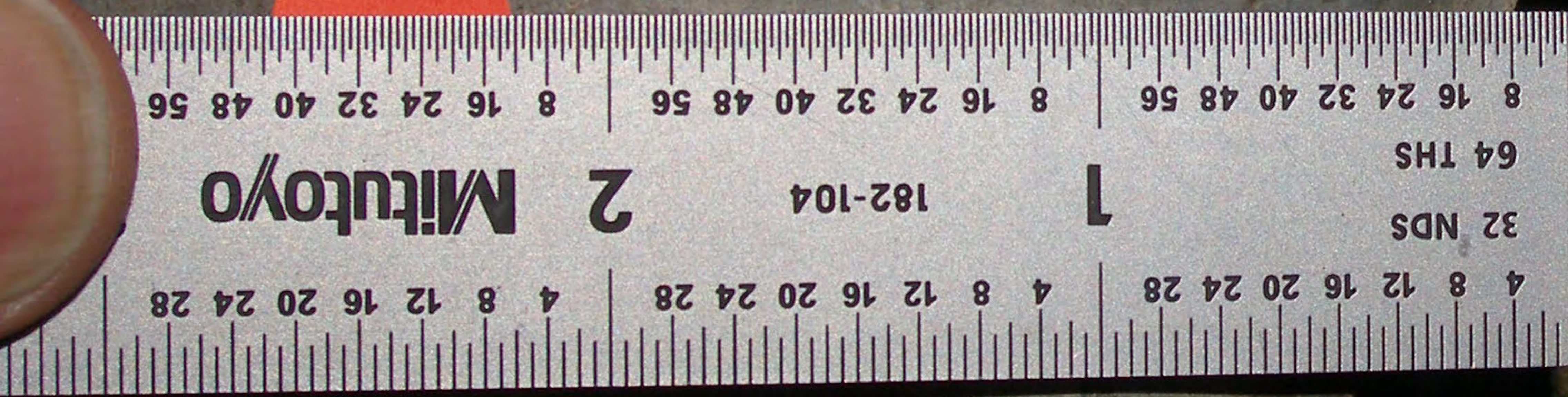
1

64 THS


32 NDS



























1 2 Milwaukee 3 ft 30ft in 4 NYLON COAT 5 6 7 8 9 10 11 12 13





Milwaukee  
ft 30ft  
in  
NYLON  
COAT  
1 2 3 4 5 6 7 8 9 10 11 12 13  
1F 1  
13













71

























0.139 in

OFF ON

ZERO

mm/inch

mm in

STAINLESS





1 182-104 2 Mitutoyo 3 MADE IN U.S.A. 4 3R 5 TEMPERED

Interstat SERVICES.COM





4 8 12 16 20 24 28  
1 182-104  
2 Mitutoyo 3 MADE IN U.S.A. 4  
5 TEMPERED





4 8 12 16 20 24 28  
1 182-104  
2 Mitutoyo 3 MADE IN U.S.A. 4  
8 16 24 32 40 48 56  
3R 5  
TEMPERED  
8 16 24 32 40 48 56





















































71

2425 887  
21st  
94 CHEROKEE

Jeep













































71

Grand Cherokee  
LAREDO

2425  
2127  
2128

RADIAL

GOODYEAR  
WASHTON























































































LOAD CAPACITY  
57 PSF

EXIT

EXIT



Grand Cherokee  
LORDS






































































































































71

2425 21ST  
94 Cherokee  
P

Jeep



Grand Cherokee

LAREDO



Grand Cherokee  
LAREDO

WPA  
RANGER  
RADIAL  
GOODYEAR







RADIAL

GOODYEAR

WRANGLER

WRANGLER

































\*1J46Z58Y7R0 [REDACTED]





















Mitutoyo  
MADE IN U.S.A.

3

1

182-104

32 NDS

64 THS





Mitutoyo 2

182-104

1

64 THS

32 NDS


8 16 24 32 40 48 56  
4 8 12 16 20 24 28  
4 8 12 16 20 24 28  
4 8 12 16 20 24 28



Mitutoyo  
182-104  
MADE IN U.S.A.  
3 2 1  
4 8 12 16 20 24 28 32 36 40 44 48 52 56 60 64 68 72 76 80 84 88 92 96 100  
4 8 12 16 20 24 28 32 36 40 44 48 52 56 60 64 68 72 76 80 84 88 92 96 100  
32 NDS  
64 THS







ROTARY LIFT



















ROTARY  
Rotary

SAFETY  
SAFETY  
SAFETY

10

SAFETY  
SAFETY





Rotax

**SAFETY INSTRUCTIONS**  
Read operating and safety instructions before using lift.  
**SAFETY INSTRUCTIONS**  
Do not operate a damaged lift.

**SAFETY INSTRUCTIONS**  
Do not operate a damaged lift.





Grand Cherokee  
LAREDO

<b>WARNING</b>  Clear area if vehicle is in danger of falling.	<b>WARNING</b>  Position vehicle with center of gravity midway between adapters.	<b>CAUTION</b>  Lift to be used by trained operator only.	<b>CAUTION</b>  Authorized personnel only in lift area.
<b>WARNING</b>  Remain clear of lift when raising or lowering vehicle.	<b>WARNING</b>  Avoid excessive rocking of vehicle while on lift.	<b>CAUTION</b>  Use vehicle manufacturer's lift points.	<b>CAUTION</b>  Always use safety stands when removing or installing heavy components.
<b>WARNING</b>  Do not override self-closing lift controls.	<b>WARNING</b>  Keep feet clear of lift while lowering.	<b>CAUTION</b>  Use height extenders when necessary to ensure good contact.	<b>CAUTION</b>  Auxiliary adapters may reduce load capacity.











ROTARY LIFT

















7  
6  
5  
4  
3  
2  
1

MADE IN JAPAN  
KESON  
6 1/2 FEET













11 10 9 8 7 6 5 4 3 2 1  
KESON  
6 1/2 FEET





6

5

KESON

4



3

2

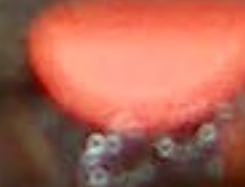

6 1/2 FEET

1













1  
ON FEET  
2  
3  
4  
KESON  
5  
6  
MADE IN JAPAN  
7  
8  
9







ROTARY LIFT





6 1/2 FEET  
KESON  
MADE IN JAPAN

1

2

3

4

5

6

7

8

9

10

11

12

13

14

15

16

17

18

19

20

21

22

23

24

25





1  
2  
3  
4  
5  
6  
6 1/2 FEET  
KESON  
MADE IN JAPAN





























6 1/2 FEET

1

2

3

4

5

6

7

MADE IN JAPAN

KEEON

ADS











