

INFORMATION Redacted PURSUANT TO THE FREEDOM OF  
INFORMATION ACT (FOIA), 5 U.S.C . 552(B)(6)

EA12-001

CHRYSLER

10-4-2012

ENCLOSURE 4

FIELD DATA SUBJECT

CAIRs Backup

MFD BY DAIMLERCHRYSLER CORPORATION

DATE OF MFR 8-02

GWR 2541 KG(05600 LB)

GAWR FRONT WITH TIRES  
1248 KG(2750 LB) P235/70R16

RIMS AT COLD  
16X7 227 KPA(33 PSI)

GAWR REAR WITH TIRES  
1309 KG(3150 LB) P235/70R16

RIMS AT COLD  
16X7 227 KPA(33 PSI)

THIS VEHICLE CONFORMS TO ALL APPLICABLE FEDERAL MOTOR VEHICLE SAFETY AND THEFT PREVENTION STANDARDS IN EFFECT ON THE DATE OF MANUFACTURE SHOWN ABOVE.

VIN: 1J4GL58K13W [REDACTED] TYPE: MPV SINGLE X DUAL



MDH: 082012 776AB PNT:PGR VEHICLE MADE IN U.S.A. TRM:DLD2 4648503





LIMITED EDITION LIBERTY

Jeep

DISCOVER







LIBERTY LIMITED

DISCOVERER

Jeep



LIBERTY

LIMITED  
EDITION





MOPAR  
Parts

3.7L

LIBERTY





Jeep  
4x4

3.7L



مركز  
التجارة  
1992-2000

Jeep  
4x4





LIBERTY



Jeep

SRS  
AIRBAG

ON-OFF

CRUISE

SET

Your Arkansas  
are going to you  
Lubrication at Arkansas  
U.S. Bank, Fayetteville















MADE IN USA  
**JOHNSON**  
**MAGNETIC**  
ANGLE  
*Locator*

NO. 700

1/8th



DEGREES

MADE IN USA

**JOHNSON**  
**MAGNETIC**  
**ANGLE**  
*Locator*

NO. 700

DEGREES





TD 119





ID 112





542838

P O











529495

P-1  
GO In  
C H







Your Arkansas...  
are going to you...  
Los pagos del seguro...  
Laborales de Arkansas...  
U.S. Bank ReliaCard

ReliaCard

NO RESPONSE FROM DCM

Please make certain of the following items:

- 1) Ignition is turned on.
- 2) DRB III is properly connected to the Data connector.



STATION FAN

⚠ DANGER-POISON  
NEVER ADD ACID TO BATTERY  
ALWAYS ADD WATER TO BATTERY  
NEVER OPEN BATTERY IN A  
CLOSED AREA

THE LEGEND Premium



RELEASE LATCH  
FOR ACCESS TO  
FUSES AND RELAYS

5070785A 42349Z

2262

See Part Apr 08 0



POWER TECH  
3.7L V6

CAUTION FAN

76AB  
DANGER: Do not touch the cover while the engine is running. The cover is hot. To avoid injury, do not touch the cover until it has cooled. The cover is hot. To avoid injury, do not touch the cover until it has cooled. The cover is hot. To avoid injury, do not touch the cover until it has cooled.

BELT ROUTING  
6988



Jeep

POWERTECH  
3.7L V6



GY 486U  
42332  
A/C  
13/32 IN - GY 486U

ATTENTION  
HIGH  
12.5KV  
CAUTION  
DO NOT TOUCH  
ELECTRICAL  
COMPONENTS  
WHILE THE  
ENGINE IS  
RUNNING

NO RESPONSE from OCM  
Please make certain of the  
following items:

- 1) Ignition is turned on.
- 2) DRB III is properly  
connected to the Data  
connector.

40 40 50 15  
30 30 50 50  
40 50 30  
30 40 40 50

30 02 05 05

4671168E 72472M  
4671168E M72472L  
72472M 4671168E  
4671168E E891179  
M72472L

56006708 212233  
50732 56006708

4671168E 72472M  
E891179 M72472L  
4671168E 72472M

HOUSING - FE-1051100

12	30A	LIGHT BAR	12	40A	IGNITION/ WINDOWS
8	40A	START	9	50A	IGNITION/ TRAILER TOW
4	40A	ABS PUMP	5	30A	EATX
1	40A	BLOWER MOTOR	2	40A	RADIATOR FAN
15	50A	JB POWER	3	50A	JB POWER
14	40A	IGNITION/ SWITCH	6	30A	ASD
11	30A	JB POWER	7	50A	JB POWER

27	15A	STARTER RELAY	19	30A	HBL
25	20A	ABS VALVES	20	30A	ASD
23	20A	FUEL PUMP	17	15A	ASD FEED
21	20A	A/C CLUTCH	18		

32		WIPER HI/LO	20		FUEL PUMP
31		WIPER ON/OFF	30		STARTER

34		ASD	33		BLOWER MOTOR
----	--	-----	----	--	--------------

38			36		REAR O2 SENSOR
37		EATX/CLUTCH INTERLOCK	35		A/C CLUTCH

39		
----	--	--







Jeep

SRS AIRBAG





...assigned to 85T. MG12  
NARRATIVE ADDED BY P. A. GRESBACH  
...ASSIGNED TO L288. PAG  
NUMBER 521812 REQUEST EAA INSPECT



### VIP Summary Report

Dealer: 43585 - RAMSEY MOTOR COMPANY  
 VIN: 1J4GL58K13W [REDACTED]

Dealer Entered Name:

Date: April 15, 2007  
 Dealer Entered Odometer: 125165

**STRICTLY CONFIDENTIAL:** This information is provided to DEALER, in accordance with Section 4 of DEALER's Software License, Data Exchange and Electronic Commerce Agreement with Chrysler Group LLC. All information provided is based on entries provided by DEALER.

#### Warning Messages

OWNER'S LAST NAME WAS NOT ENTERED.  
 VEHICLE HAS RESTRICTIONS. PLEASE REFER TO THE VEHICLE RESTRICTION SECTION FOR MORE SPECIFIC INFORMATION.  
 VEHICLES PLACED IN POLICE, TAXI, LIMOUSINE, POSTAL OR AMBULANCE SERVICE ARE EXCLUDED FROM THE 7 YEAR/70,000 MILE POWERTRAIN LIMITED WARRANTY.

#### Vehicle Restrictions

Vehicle Restrictions	LOP(s) Restricted	Parts(s) Restricted	Part / LOP Description
1: COMPLETE VEHICLE			

#### Vehicle Service Information

Year/Model:	2003 JEEP LIBERTY LTD EDITION 4X4 SPORT UT	Last Odometer:	107,033 miles on January 2, 2007
Body Style:	KJJP74	In-Service Date:	August 31, 2002
Engine:	EKG-3.7L V6 Engine	In-Service Odometer:	10 miles
Transmission:	DG4-Multi-Speed Auto 45RFE Transmission	Odometer Type:	miles
Color 1:	PGR-Shale Green Metallic Clear Coat	Car Line:	K
Color 2:	QGR-Shale Green Metallic Clear Coat	Build Date:	August 20, 2002
Current Market Register:	U	Hour:	12
Book:	R		

#### Vehicle Owner Information

Name:	[REDACTED]	Preferred Name:	[REDACTED]
Address:	[REDACTED]	City:	[REDACTED]
State/Province:	AR	Postal Code:	[REDACTED]
Country:	USA	Language Preference:	
Telephone-Home:		Telephone-Business:	
Fax:		Original Owner:	[REDACTED]

#### Recall Information

Incomplete Recall - No Incomplete Recall Information Available

#### Complete Recall

Recall Number	Description	Launch Date	Repair Date
F23	LOWER BALL JOINTS	September 6, 2006	January 2, 2007

#### Warranty Information



CHRYSLER PA P90710501  
WARNING: REFER TO SERVICE MANUAL  
FAILURE AND POSSIBLE DRIVER AND  
PASSENGER INJURY.  
CHRYSLER SN T57NE22













114GL 58K 10W5T4502










































EA12-001

CHRYSLER

10-4-2012

ENCLOSURE 4

FIELD DATA SUBJECT

CAIRs Backup

MFD BY DAIMLERCHRYSLER  
CORPORATION

DATE OF MFR.  
7-02

GVWR  
2427 KG(05350 LB)

GVWR FRONT	WITH TIRES	RIMS AT	COLD
1248 KG(2750 LB)	P235/70R16	16X7	227 KPA(33 PSI)
GVWR REAR	WITH TIRES	RIMS AT	COLD
1429 KG(3150 LB)	P235/70R16	16X7	227 KPA(33 PSI)

THIS VEHICLE CONFORMS TO ALL APPLICABLE FEDERAL MOTOR VEHICLE SAFETY AND THEFT  
PREVENTION STANDARDS IN EFFECT ON THE DATE OF MANUFACTURE SHOWN ABOVE.

WIK: 1J4GK58K13[REDACTED] TYPE: MPV SINGLE X DUAL



MDH: 071506 776AB PNT:PX8 VEHICLE MADE IN U.S.A. TRM:DL02 4648502



MPH km/h

120

110

TYPE 30

059522





AIR  
BAG

This image shows a close-up of a car's instrument cluster. A prominent feature is a glowing red circular light with the words "AIR BAG" written in yellow. To its right and below are several other circular indicator lights, all of which are currently unlit. The instrument cluster is dark grey or black. In the foreground, the top portion of a white speedometer with blue markings and a red needle is visible. To the right, the edge of another gauge with blue markings is partially seen.







Jeep  
LIBERTY







































T5442 LL:  
09 RAM15  
CUST: PAREDES ROE

REMARKS:

LC DESCRIPTION...

A CUSTOMER STATE  
FROM THE CENTER  
B CUSTOMER STATE  
JUMP START BATT  
C POTAMKIN PLANE  
WORLD CLASS IN

DRB III Emulator

File Help

Display

Unable to ID Module for ORC

press any key to continue

Exit

Keypad

F1	F2	F3	F4
Enter	UP	Enter	
Left		Right	
	Down		
DVOM	Yes	Page FWD	
Read Hold	No	Page Back	
1	2	3	
4	5	6	
7	8	9	
Shift	0	More	

PD: 16APR13  
PT: 17:00  
IS: 01APR09

105 00  
ACT STAT CE

0.9 FIN  
0.0 WRK  
0.0 ASN

OF DISPLAY?

COMMAND:



DRB III Emulator

Display

SELECT RESTRAINT SYSTEM

1. Airbag
2. Side Airbags
3. Airbag On/Off Switch System
4. Occupant Classification Sys

Page 1 of 1

HELP SYS MAIN

Keypad

F1	F2	F3	F4
Esc	UP	Enter	
Left		Right	
	Down		
NUM	Yes	Page FWD	
Pause Hold	No	Page Back	
1	2	3	
4	5	6	
7	8	9	
Shift	0	More	

ESC

T5442 LL  
 09 RAM15  
 CUST. PAREDES RO

REMARKS

LOG DESCRIPTION

A CUSTOMER STATE  
 FROM THE CENTE  
 B CUSTOMER STATE  
 JUMP START BAT  
 C POTAMKIN PLANE  
 WORLD CLASS IN

COMMAND:

PD  
 PT  
 IS  
 ACT  
 0 9  
 0 0  
 0 0  
 0P DISP











EA12-001

CHRYSLER

10-4-2012

ENCLOSURE 4

FIELD DATA SUBJECT

CAIRs Backup

MFD BY DAIMLERCHRYSLER CORPORATION

DATE OF MFR  
1-03

GVWR  
2427 KG(05350 LB)

GVWR FRONT WITH TIRES  
1248 KG(2750 LB) P235/70R16

RIMS AT COLD  
16X7 227 KPA(33 PSI)

GVWR REAR WITH TIRES  
1429 KG(3150 LB) P235/70R16

RIMS AT COLD  
16X7 227 KPA(33 PSI)

THIS VEHICLE CONFORMS TO ALL APPLICABLE FEDERAL MOTOR VEHICLE SAFETY AND THEFT PREVENTION STANDARDS IN EFFECT ON THE DATE OF MANUFACTURE SHOWN ABOVE.

VIN: 1J4GK58K73W [REDACTED]

TYPE: MPV SINGLE X DUAL



MDH: 011307 776AC PNT:PW1

VEHICLE MADE IN U.S.A. TRM:DLL2 4648503



AB 846





20

180

110

200

MPH km/h

120

TYPE 35

091132

**CAUTION KEEP HANDS CLEAR**  
 TO AVOID PERSONAL INJURY, KEEP HANDS CLEAR. FAN MAY START AUTOMATICALLY.

5212 8776AC

**DaimlerChrysler Corporation**

**VEHICLE EMISSION CONTROL INFORMATION**

THIS VEHICLE CONFORMS TO BIN 9 OF THE U.S. EPA INTERIM NON-TIER 2 REGULATIONS APPLICABLE TO 2003 MODEL YEAR NEW LIGHT-DUTY TRUCKS AND QUALIFIES AS LEV UNDER NLEV REGULATIONS AND ULEV 1 UNDER CALIFORNIA CLEANEST VEHICLE REGULATIONS. VEHICLE CONFORMS TO U.S. EPA REGULATIONS APPLICABLE TO 2003 MODEL YEAR NEW LEV LIGHT-DUTY TRUCKS, CLEAN FUEL FLEET VEHICLE REGULATIONS. CERTIFICATION GASOLINE FUEL PER 86.113-94(a). SFTP COMPLIANT.

- BASIC IGNITION TIMING AND IDLE FUEL/AIR MIXTURE HAVE BEEN PRESET AT THE FACTORY. SEE THE SERVICE MANUAL FOR PROPER PROCEDURES AND OTHER ADDITIONAL INFORMATION.
  - ADJUSTMENTS MADE BY OTHER THAN APPROVED SERVICE MANUAL PROCEDURES MAY VIOLATE FEDERAL AND STATE LAWS.
- CAUTION: APPLY PARKING BRAKE WHEN SERVICING VEHICLE.

2H02S(2), 080H  
 CERTIFIED, SF1, TWC, 2WUOC

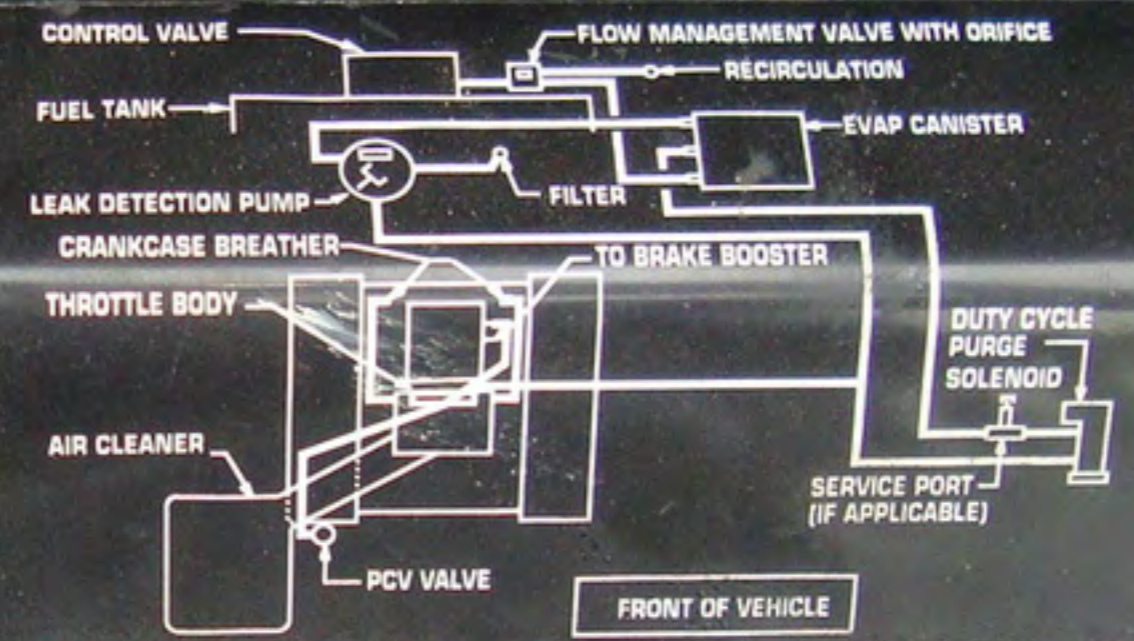
SPARK PLUGS ZFR6F-11G  
 0.040 in. GAP



3.7 LITER

NO ADJUSTMENTS  
 NEEDED

3CRXT03.72Z0  
 3CRXR0155GCH

**CATALYST**





TRANS  
TEMP





**Kendall**<sup>®</sup>

**NEXT SERVICE DUE**

**GT-1 SYNTHETIC BLEND**

[Blank service due date field]

**GT-1 HIGH MILEAGE**

**OR MILEAGE**

**GT-1 FULL SYNTHETIC**

[Blank service due date field]



**ATTENTION**

• DO NOT overfill the engine oil. See the oil filler cap for the correct oil grade and quantity.

• DO NOT overfill the engine oil. See the oil filler cap for the correct oil grade and quantity.

**A WARNING**

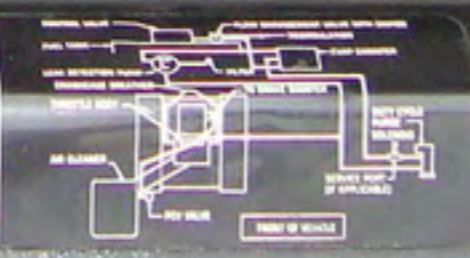
• HIGH-PRESSURE HYDRAULIC SYSTEM. DO NOT PRESSURE WASH OR CLEAN. TO BE SAFTY DO NOT APPROXIMATE SPEED.

10312875UC

**VEHICLE EMISSION CONTROL INFORMATION**

Read and understand the information on this label before you operate your vehicle. For more information, see the owner's manual.

• Do not tamper with or remove any of the emission control components. Tampering with or removing any of the emission control components may result in a violation of federal, state, or local laws. • Do not use leaded gasoline. • Do not use motor oil that does not meet the requirements of the American Petroleum Institute (API) and the National Lubricating Oil Institute (NLOI). • Do not use motor oil that is not recommended for your vehicle. • Do not use motor oil that is not recommended for your vehicle. • Do not use motor oil that is not recommended for your vehicle.



**CATALYST**

NO ALUMINUM WASHERS REQUIRED

53110 960



POWER FLOW

Jeep

FUEL  
CAUTION  
FLAMMABLE

CAUTION KEEP HANDS CLEAR  
TO PREVENT PERSONAL INJURY, KEEP HANDS CLEAR.  
FAN MAY START AUTOMATICALLY  
WHETHER OR NOT ENGINE IS RUNNING



BELT ROUTING



P/N P56044192AE  
S/N TRSTH0073578LF  
08:31:05

P/N P56044192AE 56044192AE  
S/N TRSTH0073SY6LE 06:31:05



WARRANTY INFORMATION  
SEE OWNER'S MANUAL FOR DETAILS

SAFETY INFORMATION  
SEE OWNER'S MANUAL FOR DETAILS

RELEASE LATCH FOR ACCESS TO FUSES AND RELAYS

**▲ DANGER / POISON**  
SULFURIC ACID  
CORROSIVE  
AVOID CONTACT WITH EYES, SKIN AND CLOTHING  
IF CONTACT OCCURS, WASH IMMEDIATELY WITH WATER  
SEE OWNER'S MANUAL FOR FIRST AID INFORMATION

POWER  
PRODUCTS

6001  
6/10

**SILVER**  
**AUTOCRAFT**  
3451

6001  
6/10

6/10

clear


OR USE AS A HAMMER

TRW



# TOUGH ONE

SILVER



BLOWER MOTOR 1 40A	RADIATOR FAN 2 40A	JB POWER 3 50A	ASD FEED 16 15A	17	18	FUEL PUMP 29	BLOWER MOTOR	A/C CLUTCH 35
ABS PUMP	EATX	ASD	JB POWER	HBL 19 30A	20	STARTER		REAR O2 SENSOR



BLOWER MOTOR 1 40A	RADIATOR FAN 2 40A	JB POWER 3 50A	
ABS PUMP 4 40A	EATX 5 30A	ASD 6 30A	JB POWER 7 50A
IGNITION/ START 8 40A	JB POWER 9 50A	TRAILER TOW 10 30A	11
LIGHT BAR 12 30A	IGNITION/ WINDOWS 13 40A	IGNITION/ SWITCH 14 40A	JB POWER 15 50A

ASD FEED 16 15A	17	18
--------------------	----	----

HBL 19 30A	20
---------------	----

A/C CLUTCH 21 20A	22
----------------------	----

23	FUEL PUMP 24 20A
----	---------------------

ABS VALVES 25 20A	INJECTORS 26 15A
----------------------	---------------------

27	STARTER RELAY 28 15A
----	-------------------------

FUEL PUMP 29
-----------------

STARTER 30
---------------

WIPER ON/OFF 31
--------------------

WIPER HI/LO 32
-------------------

BLOWER MOTOR 33
--------------------

ASD 34
-----------

A/C CLUTCH 35
------------------

REAR O2 SENSOR 36
----------------------

EATX/CLUTCH INTERLOCK 37
-----------------------------

38
----

39
----

40
----

ATA UTA 90147 REV 3



00057 REV A




 Serial Number  
 TRZME3532A0838  
 DaimlerChrysler Part Number  
 P56010319AB  
 Supplier Code  
 39754C



Supplier Code  
39754C



DaimlerChrysler Part Number  
P56010319AB



Serial Number  
TRZME3532A0838



Serial Number  
TRZME3532A3185  
DaimlerChrysler Part Number  
P56010319AB  
Supplier Code  
39754C

LF air bag sensor missing lower attachment bolt



Supplier Code  
39754C



DaimlerChrysler Part Number  
P56010319AB



Serial Number  
TRZME3532A3185







Jeep





R237



2.7L


CRUZE

R237

Dade Jeep  
Chrysler

Jeep


3.7L



R2237

Park Jeep  
Chrysler

Jeep























ALFA ROMEO 3300997A  
01510  
015032  
015032

R CHRYSLER

R5HG341L8AF

TR2353267898

**TRW**

H01 - 06

513023R

MEETS FMVSS 209  
ASSEMBLED IN MEXICO

TRIV 33014254-D (20)



TD159





**TRW**

H01-07

514021R

MEETS FMVSS 209  
ASSEMBLED IN MEXICO



31  
L 8AH

32  
31

TRW 33014254-D (21)

TD159

015032





# **! WARNING**



## **DEATH OR SERIOUS INJURY CAN OCCUR**

- CHILDREN 12 AND UNDER CAN BE KILLED BY THE AIR BAG.
- THE **BACK SEAT** IS THE **SAFEST** PLACE FOR CHILDREN.
- **NEVER** PUT A REAR-FACING CHILD SEAT IN THE FRONT.
- SIT AS FAR BACK AS POSSIBLE FROM THE AIR BAG.
- **ALWAYS** USE SEAT BELTS AND **CHILD RESTRAINTS**.

**! WARNING: HIGHER ROLLOVER RISK**



AVOID ABRUPT MANEUVERS  
AND EXCESSIVE SPEED.

ALWAYS BUCKLE UP.

SEE OWNER'S MANUAL  
FOR FURTHER INFORMATION.











Jeep

ON • OFF  
CRUISE  
SET

RES • ACCEL

SRS

Jeep







Jeep

2004  
Cruze  
July  
0/14



Jeep


SRS AIRBAG

ON • OFF

CR

• ACCEL

CEL





Jeep

SRS  
AIRBAG

RES • ACCEL  
CANCEL  
COAST



Jeep



ON + OFF  
CRUISE  
SET











BUCKLE UP FLORIDA  
FLORIDA DEPARTMENT OF TRANSPORTATION  
FLORIDA HIGHWAY PATROL  
FLORIDA TROOPERS







**\*TCOPT007372327\***



**\*P55315020AJ\***



**\*HERSTELLUNGSJAHR: 2003**



Air  
Dr  
MP  
Her  
Wa  
Her  
Einf  
Deu  
Ker  
Tele  
BAM-



\*TCOPT007372327\*



\*P5531502DAJ\*

\*HERSTELLUNGSJAHR: 2003



Airbag -  
Druckgasspeicher  
MP-PS HGI  
Hersteller: TRW VSSI,  
Washington, MI, USA  
Herstellungsstätte: TRWP-5  
Einführer: z.B. Chrysler  
Deutschland GmbH,  
Körpen  
Telefonnr.: 02273/957211  
BAM-PT1-0639

Umgang mit  
Personal e  
nur in Insa  
haltesystem  
für Kraftfahr  
Bei Auslösu  
montierte A  
zum gefähr  
werden.

durch geschultes  
bt. Verwendung  
en-Rück-  
mit Luftsack  
euge erlaubt.  
kann die nicht  
ag-Einheit  
hen Wurfstück

Supplemental Restraint  
System (SRS) Mod  
Use only a specific  
Supplemental  
Restraint System.  
See DaimlerChrysler  
Corp. dealer to verify  
part number for this  
vehicle.

**WARNING** You could be injured  
due to unwanted inflation. To help  
avoid personal injury:  
1. Do not take apart, crush  
or puncture.  
2. Carefully follow instructions  
in the DaimlerChrysler Corp.  
Service Manual when performing  
any type of service or when  
disposing of this module.












3010  
3028111

30111  
4803-01-1-0-20  
30111

STOP












P235/70R16 104T









11 000000000000  
P02178517A0

# Main Menu

- 1. DRB III Standalone
- 2. Connect to TechTOOLS
- 3. Generic Scan Tool
- 4. PEP Module Tools
- 5. Run Memory Card Program
- 6. DRB Utilities
- 7. Vehicle Flash
- 8. Legacy MDS1 Support



F1

Enter

Left

DVOM

Read Hold

DRB III CDRB Application

Chrysler Corp.

Copyright © 1993-2011

All Rights Reserved

RELEASE 64.2 01

Released: 12:03:24 May 27 2011

Bios Version: N/A

Database: 10:52:06 4/23/2011

Cable in use: J1962 (CH7000A)



# STAND-ALONE MAIN MENU

- 1. 1998 - 2007 Diagnostics
- 2. 1983 - 1997 Diagnostics
- 3. Vehicle Module Scan
- 4. Customer Preference
- 5. Junction Port Tool
- 6. TechTOOLS DataRecorder



# 1998 - 2007 DIAGNOSTICS

- 1. ALL ( Except Below )**
- 2. 01 - 05 Stratus/Sebring Coupe
- 3. 98 - 00 Avenger/Sebring Coupe
- 4. 1998 Talon
- 5. 2004 - 2007 (RoW) Crossfire
- 6. 2002 - 2006 Sprinter

HELP

F2

F3

# SELECT SYSTEM

- 1. Engine
- 2. Transmission & T-Case
- 3. Body Interior
- 4. Chassis & Body Exterior
- 5. Anti-lock Brakes
- 6. Passive Restraints**
- 7. Theft Alarm
- 8. System Monitors

Page 1 of 1

HELP

SYS

MAIN

E

Re

# SELECT RESTRAINT SYSTEM

- 1. Airbag**
- 2. Side Airbags
- 3. Airbag On/Off Switch System
- 4. Occupant Classification Sys



AIRBAG DIAGNOSTICS

Determining Controller  
Type

Please Wait...

HELP

SYZ

FO

F1

En

D

Res



NO RESPONSE from ORC

Please make certain of the following items:

- 1) Ignition is turned on.
- 2) DRB III is properly connected to the Data connector.



File Help

Display

Unable to ID Module for  
ORC

press any key to continue

Keypa

F1

En

DV

Rea



DVO


Read H

# SELECT RESTRAINT SYSTEM

- 1. Airbag
- 2. Side Airbags
- 3. Airbag On/Off Switch System
- 4. Occupant Classification Sys**

Page

1 of 1



Display

NO RESPONSE from OCM  
Please make certain of the  
following items:

- 1) Ignition is turned on.
- 2) DRB III is properly  
connected to the Data  
connector.

HELP

F2

F3  
MAIN

Keypad

F1

Enter

DVOM

Read Hold

1

Unable to ID Module for  
OCM

press any key to continue

F

E

R

Display

Keypad

# SELECT FUNCTION

1. System Tests
- 2. DTCs & Related Functions**
3. Module Display
4. Sensor Display
5. Input/Output Display
6. Monitor Display
7. Custom Display
8. Actuator Tests
9. OBD II Monitors

PCM

Page

1 of 2

HELP

ESC

MAIN

F1

Enter

DVOM

Read Ho

1

# DTCs & Related Functions

- 1. Read DTCs**
- 2. Secondary Indicators
- 3. Freeze Frame Data #1
- 4. Freeze Frame Data #2
- 5. 1 Trip Failures
- 6. Clear DTC's & OBDII Info
- 7. Clear PCM (Batt Disconnect)
- 8. Distance Since MI Set

**PCM**

Page 1 of 1

**HELP**

**ESC**

**MAIN**

-- PCM DTCs --

NO DTCs DETECTED

Starts Since Clear : 2

Page back to exit

F1

Enter

Left

DVOM

Read Hold

1

4



File Help

Display

-- SECONDARY INDICATORS --

None Detected

Page Back to Exit

Keypad

F1

Enter

DV

Read

Display

- DTCs & Related Functions
1. Read DTCs
  2. Secondary Indicators
  3. Freeze Frame Data #1
  4. Freeze Frame Data #2
  5. 1 Trip Failures
  6. Clear DTC's & OBDII Info
  7. Clear PCM (Batt Disconnect)
  8. Distance Since MI Set



# FREEZE FRAME

No Freeze Frame#1 Data Stored.

No Freeze Frame#2 Data Stored.

Press Page Back to Exit

HELP

F2

F3

Key  
R

- ## DTCs & Related Functions
1. Read DTCs
  2. Secondary Indicators
  3. Freeze Frame Data #1
  4. Freeze Frame Data #2
  - 5. 1 Trip Failures**
  6. Clear DTC's & OBDII Info
  7. Clear PCM (Batt Disconnect)
  8. Distance Since MI Set



File Help

Display

# ONE TRIP FAILURES

None Detected

Page Back to Exit

HELP

ESC

MAIN

Keyp

F

E

D

Rea

# DTCs & Related Functions

1. Read DTCs
2. Secondary Indicators
3. Freeze Frame Data #1
4. Freeze Frame Data #2
5. 1 Trip Failures
6. Clear DTC's & OBDII Info
7. Clear PCM (Batt Disconnect)
- 8. Distance Since MI Set**



# Distance Since MIL DTC Set

0.00 Miles

Page back to exit

HELP

PGS

PG

# DRB III Emulator

File Help

Display

## SELECT FUNCTION

1. System Tests
2. DTCs & Related Functions
- 3. Module Display**
4. Sensor Display
5. Input/Output Display
6. Monitor Display
7. Custom Display
8. Actuator Tests
9. OBD II Monitors

Page 1 of 2

PCM

HELP

SYS

FO

Keypad

F1

Enter

Le

DVOM

Read Hold

1



# Powertrain Control Module Info

2003 KJ 3.7L V6 SFI

Module: Cal 17.0, JUN 03

Natural Asp, Unleaded Fuel

Low Emission Vehicle (NBV)

Automatic Trans, RW Drive

Jeep Truck Engine, JTEC+

Single Fan, Variable Speed

PCM Part#: 56044195AF

Homologation ID: FBKADD

CARB OBD II Vehicle

```
-- VEHICLE LEARNED CONFIG --  
A/C Status : Non Equipped  
S/C Status : Non Equipped  
Power Steering Sw: Equipped  
Sentry Key (SKIM): Equipped  
PWH 02 Heater : Equipped
```

Press ENTER to Continue

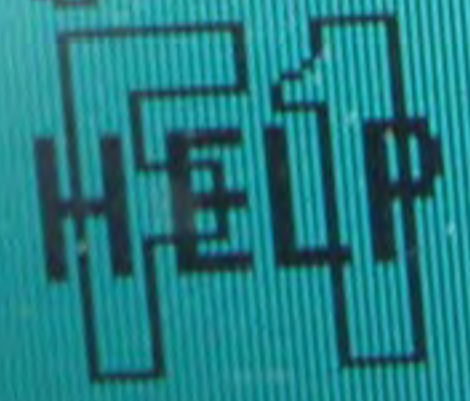
# SELECT FUNCTION

- 1. System Tests
- 2. DTCs & Related Functions
- 3. Module Display
- 4. Sensor Display**
- 5. Input/Output Display
- 6. Monitor Display
- 7. Custom Display
- 8. Actuator Tests
- 9. OBD II Monitors

Page

1 of 2

PCM



File Help

Display

--- SENSORS ---

OVERALL KNK RETARD	:	0 °
MAP VACUUM	:	19.7 inVAC
MAP VOLTS	:	1.23 VOLTS
BAROMETRIC PRESSURE	:	29.7 inHg
CALC ENGINE LOAD	:	3 %
TPS VOLTS	:	0.61 VOLTS
CALC TPS VOLTS	:	0.61 VOLTS
MINIMUM TPS	:	0.61 VOLTS
TPS PERCENT	:	0 %

Item 1 of 54

PCM

HELP

STP

MAIN

Keypa

F1

En

D

Rea

SELECT SYSTEM

1. Engine
- 2. Transmission & T-Case**
3. Body Interior
4. Chassis & Body Exterior
5. Anti-lock Brakes
6. Passive Restraints
7. Theft Alarm
8. System Monitors

Page 1 of 1

HELP      SYS      MAIN

F1

Enter

Le

DVOM

Read Hold

1

4

- Transmission Menu
1. Transmission Module
  2. Transfer Case Module
  3. Shift Lever Assembly Module
  4. Final Drive Control Module

Page

1 of 1

PCM

HELP

SYS

FO  
MAIN

File Help

Display

--- Transmission DIAGNOSTICS ---

Determining Controller  
Type

Please Wait...

HELP

SYS

MAIN

Keyp

F1

En

DV

Reac

# Transmission Module Information



Version: 24  
EATX IIIB - 42RLE  
Perm Non-Autostick  
Vehicle Model Year: 2003  
Controller Model Year: 2003

TCM PART# 56044192AF  
VIN: 1J4GK58K73W [REDACTED]

HELP

ESC

FO





# SELECT SYSTEM

1. Engine
2. Transmission & T-Case
3. Body Interior
4. Chassis & Body Exterior
- 5. Anti-lock Brakes**
6. Passive Restraints
7. Theft Alarm
8. System Monitors

Page 1 of 1

HELP

SYS

FO

Keypad

F1

Enter

Left

DVOM

Read Hold

1

4

DRB III Emulator

File Help

Display

----- ABS DIAGNOSTICS -----

Determining Controller  
Type

Please Wait...

HELP                      ABS                      MAIN

Keypad

F1

Enter

Left

DVOM

Read Hold

1

4

# DRB III Emulator

File Help

Display

NO RESPONSE from ABS  
Please make certain of the  
following items:

- 1) Ignition is turned on.
- 2) DRB III is properly  
connected to the Data  
connector.

HELP

ABS

MAIN

Keypad

F1

Enter

DVOM

Read Hol

# SELECT SYSTEM

- 1. Engine
- 2. Transmission & T-Case
- 3. Body Interior**
- 4. Chassis & Body Exterior
- 5. Anti-lock Brakes
- 6. Passive Restraints
- 7. Theft Alarm
- 8. System Monitors

Page 1 of 1

HELP

SYS

FO  
MAIN

# SELECT BODY SYSTEM

- 1. Body Computer
- 2. Electro/Mech Cluster (MIC)
- 3. Info, Comm & Entertainment
- 4. Doors, Gate & Comfort
- 5. Heating & A-C
- 6. FCM/IPM



----- BODY DIAGNOSTICS -----

Determining Controller  
Type

Please Wait....

HELP

SYS

FO  
MAIN

DRB III Emulator

File Help

Display

# BCM Module Information

PART NUM: 56010420AH  
2003 KJ Premium BCM

Country: United States  
VIN 3W [REDACTED]

HELP

STYS

FO

-- BCM DTCs --

NO DTCs DETECTED

Page back to exit



DRB III Emulator

File Help

Display

# Transmission Module Information

Version: 24

EATX IIIB - 42RLE

Perm Non-Autostick

Vehicle Model Year: 2003

Controller Model Year: 2003

TCM PART# 56044192AE

VIN: 1J4GK58K73W [REDACTED]

HELP

SYS

MAIN

DRB III Emulator

File Help

Display

-- TCM DTCs --

NO DTCs DETECTED

Page back to exit

Keypad

F1

Enter

DVOM

Read Hol

1

DRB III Emulator

File Help

Display

ONE TRIP FAILURES

None Detected

Page Back to Exit

F1  
HELP

F2  
SYS

F0  
MAIN

Keypad

F1

Enter

Left

DVOM

Read Hold

1

4

EA12-001

CHRYSLER

10-4-2012

ENCLOSURE 4

FIELD DATA SUBJECT

CAIRs Backup

MFD BY DAIMLERCHRYSLER  
CORPORATION

DATE OF MFR  
6-02

GWR  
2427 KG(05350 LB)

GAWR FRONT WITH TIRES  
1248 KG(2750 LB) 235/70R16

RIMS AT COLD  
16X7 227 KPA(33 PSI)

GAWR REAR WITH TIRES  
1429 KG(3150 LB) 235/70R16

RIMS AT COLD  
16X7 227 KPA(33 PSI)

THIS VEHICLE CONFORMS TO ALL APPLICABLE FEDERAL MOTOR VEHICLE SAFETY AND THEFT  
PREVENTION STANDARDS IN EFFECT ON THE DATE OF MANUFACTURE SHOWN ABOVE.

VIN: 1J8GK38K42W [REDACTED] TYPE: MPV SINGLE X DUAL



MDH: 062223 779AA PNT:PS2 VEHICLE MADE IN U.S.A. TRM:L5L5 4648503



TYPE 35  
079389





Jeep




LIBERTY 4x4






LIBERTY **RENEGADE**





Jeep

3.7L





3.7L

RANGER  
SRA







SOUTHWEST  
TENNESSEE COMMUNITY COLLEGE  
S-59983



H01 01

234021R

MEETS FMVSS 209

ASSEMBLED IN MEXICO







TD096







TRW 33014254-D (17)







1D095









DEGREES

MADE IN USA  
**JOHNSON**  
**MAGNETIC**  
ANGLE  
*Locator*

NO. 700

DEGREES

cm

10

8

6

4

2

1/8th

**TRW**

H01-06

216029R

MEETS FMVSS 20  
ASSEMBLED IN MEXI













# **! WARNING**



## **DEATH OR SERIOUS INJURY CAN OCCUR**

- CHILDREN 12 AND UNDER CAN BE KILLED BY THE AIR BAG.
- THE **BACK SEAT** IS THE **SAFEST** PLACE FOR CHILDREN.
- **NEVER** PUT A REAR-FACING CHILD SEAT IN THE FRONT.
- SIT AS FAR BACK AS POSSIBLE FROM THE AIR BAG.
- **ALWAYS** USE **SEAT BELTS** AND **CHILD RESTRAINTS**.



Jeep  
100  
50  
150  
MPH

ON • OFF  
CRUISE  
SET

RES • ACCEL  
CANCEL  
COAST

PULL  
MIST

0 10 20 30 40 50 60 70 80 90 100 110 120

5 6 7  
1000

0 1 2 3 4 5 6 7 8 9 10

P R N D

CRUISE



REQUIRED PHOTO  
 STEERING WHEEL  
 (MESSAGES)  
 WHEEL BLOCKERS  
 ALL POSSIBLE U  
OF CONTACT  
 AECM INFORMAT  
SOFTWARE YES

SERIAL NUMBER  
NA  
PART NUMBER

DOES AIRBAG  
LIGHT CYCLE  
YES   
AIR WARN  
PRESPT I  
YES   
RECORD  
NUMBER  
NON  
 COMPL

JOB#	DESCRIPTION
1	C 08CH CUST SAYS CHRYSLER
2	C 40CH22 HOLLEYS WRE







80  
90  
100  
110  
120

S  
SIGNAL

1-800-2











SRS AIR

ep

© 2004 GM Corp.





















Click row or select tool and press "Next". List refreshes automatically as tools are added or removed.

Hide Unresponsive Devices

### DRB III Emulator

File Help

Display

NO RESPONSE from ORC  
Please make certain of the following items:

- 1) Ignition is turned on.
- 2) DRB III is properly connected to the Data connector.

F1  
HELP

F2  
SYS

F3  
MAIN

Exit

Keypad

F1

F2

F3

Enter

UP

Left



Down

DVOM

Yes

Read Hold

No

1

2


4

5

7

8

Shift



Select tool and press "Next". List refreshes automatically as tools are added or removed.

Devices

### DRB III Emulator

File Help

Display

```
Modules Present on the BUS  
PCM  
EATX  
ABS  
BCM/FCM  
Left Side AirBag  
Right Side AirBag  
MIC  
EVIC  
Radio  
Page 1 of 2  
F1 HELP F2 SYS F3 MAIN
```

Keypad

F1

F2

Enter

Left

DVOM

Read Hold

1

4

Exit











1 2 R N D













ATTENTION  
HIGH PRESSURE  
SERVICED BY






POWERTECH  
3.7L V6

CAUTION  
FUEL  
CAUTION  
FUEL

DANGER  
DANGER

BELT ROUTING

























EA12-001

CHRYSLER

10-4-2012

ENCLOSURE 4

FIELD DATA SUBJECT

CAIRs Backup

1J4GK58K83W

MFD BY DAIMLERCHRYSLER CORPORATION

DATE OF MFR 8-02

GVWR 2427 KG(05350 LB)

GAWR FRONT WITH TIRES RIMS AT COLD  
1248 KG(2750 LB) P235/70R16 16X7 227 KPA(33 PSI)

GAWR REAR WITH TIRES RIMS AT COLD  
1429 KG(3150 LB) P235/70R16 16X7 227 KPA(33 PSI)

THIS VEHICLE CONFORMS TO ALL APPLICABLE FEDERAL MOTOR VEHICLE SAFETY AND THEFT PREVENTION STANDARDS IN EFFECT ON THE DATE OF MANUFACTURE SHOWN ABOVE.

VIN: 1J4GK58K83 [REDACTED] TYPE: MPV SINGLE X DUAL



MDH: 082210 776AB PHT:PB7 VEHICLE MADE IN U.S.A. TRM:DLL2 4648509













MOM

HOLY CROSS  
CLASS OF 2011

Jeep

Jeep  
LIBERTY




MOM



Jeep

Jeep  
LIBERTY

3.7L

















POWER STEERING  
5.7 V6

Jeep  
4x4

CAUTION EXPLOSION  
SAFETY INFORMATION  
CATALYST







TRZME2262A0459  
Part Number  
P56010319AB  
Part Number  
39754C  
Supplier Code



39754C  
P56010319AB  
Calibration Part Number  
TRZME226240452  
Serial Number

























INSTALL ONLY  
WITH AN AIRBAG.

À INSTALLER  
SEULEMENT AVEC  
UN SAC GONFLABLE

332021R  
MEETS FMVSS 209  
MADE IN MEXICO

TD 112



322021





















**Knee bolster removed by the dealership technician after the deployment and before my inspection.**



Barcode label

3033 07  
282754  
010181

90

Handwritten tag with a circular logo



PKJ33333

46

Jeep

339\*  
PKU3333  
LEFT HAND AUTO PEDAL ASSY

0002  
05057079AA  
PJC2322H1484











SALES TAX  
REGISTRATION  
TITLE  
SALES TAX  
REGISTRATION  
TITLE

Jeep

SRS AIRBAG

Jeep  
SALES TAX  
REGISTRATION  
TITLE









ON • OFF

CRUISE

SET

ASSEMBLED  
IN AMERICA









Jeep

Document on the floor mat.

**WARNING**

**DEATH OR SERIOUS INJURY CAN OCCUR**

- CHILDREN 12 AND UNDER CAN BE KILLED BY THE AIR BAG
- THE BACK SEAT IS THE SAFEST PLACE FOR CHILDREN
- NEVER PUT A REAR-FACING CHILD SEAT IN THE FRONT
- SIT AS FAR BACK AS POSSIBLE FROM THE AIR BAG
- ALWAYS USE SEAT BELTS AND CHILD RESTRAINTS

10/14



C/T

RESET

ES  
TV





MOPAR.

**THANK YOU FOR  
YOUR BUSINESS**

**NEXT SERVICE DUE:**

**DATE: 05/2/12**

**MILES: 49907**

**Bergeron CDJ**

**504-888-2131**

12VA



EXPIRES LAST DAY  
MONTH STAMP



↔  
PULL



AR  
BAG



RPM x1000

MPH km/h

047778



PULL

6





DRB III™

DRB III CDRB Application  
Chrysler Corp.

Copyright © 1993-2006

All Rights Reserved

RELEASE 64.1 01

Released: 15:51:24 10/11/2007

Bios Version: 4.02

Database: 8:18:38 7/19/2007

Cable in use: J1962 (CH70000)



64.1

# SELECT SYSTEM

1. Engine
2. Transmission & T-Case
3. Body Interior
4. Chassis & Body Exterior
5. Anti-lock Brakes
6. **Passive Restraints**
7. Theft Alarm
8. System Monitors

Page 1 of 1



64.1



SELECT RESTRAINT SYSTEM

1. Airbag
2. Side Airbags
3. Airbag On/Off Switch System
4. Occupant Classification Sys

Page 1 of 1



64.1

NO RESPONSE from ORC  
Please make certain of the  
following items:

- 1) Ignition is turned on.
- 2) DRB III is properly  
connected to the Data  
connector.



64.1



CHRYSLER  
CORPORATION

DRB III™

Unable to ID Module for  
ORC

press any key to continue

# SELECT RESTRAINT SYSTEM

1. Airbag
2. Side Airbags
3. Airbag On/Off Switch System
4. Occupant Classification Sys

Page 1 of 1

F1  
HELP

F2  
F12

F3  
F13

64.1

NO RESPONSE from RSA  
Please make certain of the  
following items:

- 1) Ignition is turned on.
- 2) DRB III is properly  
connected to the Data  
connector.

F1  
MELT

F2  
PTO

F3  
THIN

64.1

Occupant Classification Module

Body Style:

S/W Version: 0.0

Siemens OCS

F1  
MELUF

F2  
S12

F3  
MELUF

64.1



DTC TYPE

Active  
Stored

Page 1 of 1

DCM

F1  
MELT

F2  
P12

F3  
PHIN

64.1

NO RESPONSE from OCM

Please make certain of the following items:

- 1) Ignition is turned on.
- 2) DRB III is properly connected to the Data connector.

-- PCM DTCs --

NO DTCs DETECTED

Starts Since Clear : 97

Page back to exit

Powertrain Control Module ID:

2003 KJ 3.7L V6 SFI

Module: Cal 16.0, APR 03

Natural Asp, Unleaded Fuel

Low Emission Vehicle (NBV)

Automatic Trans, RW Drive

Jeep Truck Engine, JTEC+

Single Fan, Variable Speed

PCM Part#: 56044623AE

Homologation ID: 7BK000

CARB OBD II Vehicle

Transmission Module Information

Version: 18

EATX IV - 45RFE

Perm Non-Autostick

Vehicle Model Year: 2003


Controller Model Year: 2003

TCM PART# 5604457900

UTM: 1J4CK50K031

VIN:

1J4CK50K031




BCM Module Information

PART NUM: 560104200H  
2003 KJ Premium BCM

Country: United States

VIN 3K [REDACTED]



-- BCM DTCs --

NO DTCs DETECTED

Page back to exit

Electro/Mech Cluster

Software Version 1.4  
KJ Body

Part #: 56010511AB

Airbag Present

SKIM Present

W/Tach

Gas



64.1





CHRYSLER  
CORPORATION

DIAGNOSTIC

-- MIC DTCS 1 of 1 --

NO ORC BUS  
MESSAGES RECEIVED

NOTE

Electro/Mech Cluster

Software Version 1.4  
KJ Body

Part #: 56010511AB  
Airbag Present  
SKIM Present  
W/Tach  
Gas

SELECT MONITOR

- 1. CCD Bus Test
- 2. CCD Bus Voltage
- 3. J1850 Module Scan



BUS TEST IN PROGRESS

CCD BUS STATUS: 6

BOTH BUS SIGNALS OPEN

press any key to exit

# CCD VOLTAGE MONITOR

CCD Bus+ Voltage: 0.00

CCD Bus- Voltage: 0.03

Internal DRBIII CCD Bus Bias: OFF

Press Enter to Toggle the  
Internal DRBIII CCD Bus Bias.

Press Any Other Key to Exit.

CCD VOLTAGE MONITOR

CCD Bus+ Voltage: 2.44

CCD Bus- Voltage: 2.50

Internal DRBIII CCD Bus Bias: ON

Press Enter to Toggle the  
Internal DRBIII CCD Bus Bias.  
Press Any Other Key to Exit.

SELECT MONITOR

- 1. CCD Bus Test
- 2. CCD Bus Voltage
- 3. J1850 Module Scan



## Junction Port Tool

### Module Scan Mode

This mode is used to query the BUS and to identify any modules that are actively communicating on the BUS.

Press <Enter> to continue





# Modules Present on the [unclear]

- PCH
- EATX
- RCM/FCM
- NIC
- EVIC
- Radio
- SKIM





Loose Hush Panel





Deployed Airbag

Jeep

Ozarka

Owner's Manual














561052  
2182  
23+27  
432

TRW

H01-06

INSTALL ONLY  
WITH AN AIRBAG.  
A INSTALLER  
SEULEMENT AVEC  
UN SAC GONFLABLE.

TU 112









SRS AIRBAG

Jeep





























**WARNING**  
HEADLAMP USE ONLY

Jeep

Jeep



**WARNING**  
SEEK HELP IF NEEDED

Jeep

Jeep







6  
CC  
40002  
07 24

100% POLYURETHANE  
100% POLYURETHANE  
100% POLYURETHANE

Load ID: 18608 Rack ID: 47 Pos: 6  
Part No: 3927850 3.7L 4X2 LHD CC  
Part No: 635357  
DATE: 08/22/2008  
TIME: 10:24





























