

EA12-001

CHRYSLER


10-4-2012

ENCLOSURE 4

FIELD DATA SUBJECT


CAIRs Backup

1J4GK58K33W





Jeep





1491

Jeep



FIRE

1491

12-12
9



LIBERTY LIMITED

12-12

9 12



LIBERTY LIMITED






Jeep

3.7L

Jeep

RIM CLAMP





3.7L

DISCOVERER

...EVERY CONTACT WITH
THE CONSUMER IS CRITICAL. NOT ONLY
... WE FIX IT RIGHT THE FIRST TIME...
... GET IT RIGHT EACH TIME.




LIBERTY



1499

LIBERTY LIMITED











QTY 1761
3754770 3 1/2 432 LHD CRANKLE


PART NO. 

1755 









MITSUBISHI
1.8L

























LF

LF

Jeep



N O 8 B 4 U U



Dodge

P235/70R16

16

DODGE



LF







RF

RF



MC

DOT

TREAD PILES: 2 POLYESTER + 2 STEEL + 1 NYLON
SIDEWALL PILES: 2 POLYESTER

240 72 65 50 W.L. 2355

mc

50 PLYES: 2 POLYESTER + 2 STEEL
SIDEWALL PLYES: 2 POLYESTER



001

FILM + 1 NYLON



WARN
TRAFFIC LIGHTS

3613-588-38

ALL BEARSON

RADIAL
UNIROYAL
MADE IN U.S.A.

MAX. LOAD 900 kg (1984 LBS.)



A piece of light-colored paper with the word "REF" written in large, bold, black letters. The paper is secured to a dark metal wheel with a strip of blue tape. The wheel has a circular pattern and some faint markings. In the background, a red and white striped structure is visible through the wheel's opening.


REF







LR

A close-up photograph of a car's alloy wheel. A piece of white, crumpled paper is taped to the center of the wheel with a strip of blue tape. The letters 'LR' are written in black marker on the paper. The wheel has a multi-spoke design and a central hubcap with the word 'Jeep' embossed on it. The background is a light-colored surface, possibly a car's body panel.

LR



Jeep

MAXX
DUNLOP
100S
155R14

WATER MARK
& SERIAL NO.

THIS MARK MAY BE SEEN FROM
THE FRONT OR THE BACK
OF THE SHEET







FR









GOOPER

DISCOVERER

AST

RR



RR

Jeep

0.5

GOOPER

DISCOVERER





RRR






02158120





A photograph showing a close-up of a car's rear suspension system. A large, dark metal coil spring is the central focus. A piece of white, crumpled paper is taped to the bottom of the spring with a strip of blue tape. The paper has the word "RRR" written on it in large, bold, black marker. The background is dark and shows other parts of the vehicle's chassis.

RRR








LIBERTY






Jeep

3.7L



Jeep

3.7L







2607

1801 SAFETY

THIS TIRE IS NOT TO BE USED ON A MOTOR VEHICLE
UNLESS IT IS APPROVED BY THE MANUFACTURER
FOR SUCH USE. SEE THE SIDEWALL FOR MORE INFORMATION.
© 2004 PIRELLI & C. S.p.A. - MILANO, ITALY

PIRELLI

















NEW TAG





Jeep

ON / OFF
CRUISE
SET

RES + ACCEL
CANCEL
COAST

1431

POWER WINDOW
PARK BRAKE
PUSH TO OPEN
PUSH TO LOCK
PUSH TO UNLOCK
PUSH TO OPEN
PUSH TO LOCK
PUSH TO UNLOCK

1 2 3 4
5 6 7 8 9 10 11 12
13 14 15 16 17 18 19 20 21 22 23 24 25 26 27 28 29 30 31 32 33 34 35 36 37 38 39 40 41 42 43 44 45 46 47 48 49 50 51 52 53 54 55 56 57 58 59 60 61 62 63 64 65 66 67 68 69 70 71 72 73 74 75 76 77 78 79 80 81 82 83 84 85 86 87 88 89 90 91 92 93 94 95 96 97 98 99 100



Jeep





!WARNING



DEATH OR SERIOUS INJURY CAN OCCUR

- CHILDREN 12 AND UNDER CAN BE KILLED BY THE AIR BAG.
- THE BACK SEAT IS THE **SAFEST** PLACE FOR CHILDREN.
- NEVER PUT A REAR-FACING CHILD SEAT IN THE FRONT.
- SIT AS FAR BACK AS POSSIBLE FROM THE AIR BAG.
- ALWAYS USE SEAT BELTS AND **CHILD RESTRAINTS**.

! WARNING



DEATH OR SERIOUS INJURY CAN OCCUR

- CHILDREN 12 AND UNDER CAN BE KILLED BY THE AIR BAG.
- THE **BACK SEAT** IS THE **SAFEST** PLACE FOR CHILDREN.
- **NEVER** PUT A REAR-FACING CHILD SEAT IN THE FRONT.
- SIT AS FAR BACK AS POSSIBLE FROM THE AIR BAG.
- **ALWAYS** USE **SEAT BELTS** AND **CHILD RESTRAINTS**.





340
P
4755

RPM x 1000

10

7



PRESS

PRESS















143

CLAIM
PLEASE PRESENT THIS TAG
WHEN CALLING FOR YOUR CAR
THANK YOU

1431



1431











Jeep





STUDENT
80500
EXPIRES AUGUST 31, 2011



OVERVIEW AIR





































ATTENTION

- 1. Do not touch the engine or any other parts of the engine compartment when the engine is hot.
- 2. Do not touch the battery or any other parts of the battery compartment when the battery is hot.
- 3. Do not touch the battery or any other parts of the battery compartment when the battery is cold.
- 4. Do not touch the battery or any other parts of the battery compartment when the battery is wet.
- 5. Do not touch the battery or any other parts of the battery compartment when the battery is dry.
- 6. Do not touch the battery or any other parts of the battery compartment when the battery is full.
- 7. Do not touch the battery or any other parts of the battery compartment when the battery is empty.
- 8. Do not touch the battery or any other parts of the battery compartment when the battery is overcharged.
- 9. Do not touch the battery or any other parts of the battery compartment when the battery is undercharged.
- 10. Do not touch the battery or any other parts of the battery compartment when the battery is shorted.

part 87764

CAUTION: Do not touch the engine or any other parts of the engine compartment when the engine is hot. Do not touch the battery or any other parts of the battery compartment when the battery is hot, cold, wet, dry, full, empty, overcharged, or undercharged. Do not touch the battery or any other parts of the battery compartment when the battery is shorted.



BELT ROUTING



model 960

CATALYST



Dual-Cart

DANGER / POISON

SHIELD EYES
EXPLOSIVE GASES
CAN CAUSE BURNING OR BLINDNESS

SULFURIC ACID
EXTREMELY CORROSIVE
CAUSES BURNING

NO
- Smoking
- Flaming
- Hot sparks

DANGER / POISON

EXTREMELY CORROSIVE
CAUSES BURNING

DO NOT USE WITH OTHER BRANDS OF CAR BATTERIES


DO NOT MIX WITH OTHER BRANDS OF CAR BATTERIES

DO NOT MIX WITH OTHER BRANDS OF CAR BATTERIES

DO NOT MIX WITH OTHER BRANDS OF CAR BATTERIES











1180

H

169D

1712E

58041891 RD
REV. 4
04M69D
1717E

Serial Number
TRZME1892A2122



Water/Driver Part Number
P56010319AB



397540



Part Number
TRZME 1892A2122
Production Year Part Number
P56010319AB
Supplier Code



**AIR
BAG**



RPM x1000



BRAKE





**TRANS
TEMP**





200
MPH km/h

TYPE 35

161050

Before operating, carefully read the
DRBIII Software License Agreement
provided with the originally purchased
DRBIII or with any other periodically
provided updates to the software.
The DRBIII Software License Agreement
can also be viewed at the internet:

<http://www.miller.spx.com>

or contact Miller Special Tool
in the USA: 1-800-801-5420

Press YES

If you agree to be bound by the terms
of that License Agreement

IBM III CORB Application
Chrysler Corp.

Copyright © 1993-2006

ALL Rights Reserved

RELEASE 64.1 01

Released: 15:51:24 10/11/2007

Bios Version: 4.02

Database: 8:18:38 7/19/2007

Cable in use: J1962 (CH7000A)

DRB TEL CDRB Application

Chrysler Corp.

Copyright © 1993-2000

All Rights Reserved

RELEASE 01.01

Released: 15:51:24 10/11/2007

Bios Version: 4.02

Database: 8:18:38 7/19/2007

Cable in use: J1962 (CH70000)

1. Engine
2. Transmission & T-Case
3. Body Interior
4. Chassis & Body Exterior
5. Anti-lock Brakes
- 6. Passive Restraints**
7. Theft Alarm
8. System Monitors

F1
HELP

F2
SYS

F3
MAIN

SELECT RESTRAINT SYS

1. Airbag
2. Side Airbags
3. Airbag On/Off Switch S
4. Occupant Classificatio

SAATCHI & SAATCHI

DRB

This Diagnostic Control
Module is not supported by
this software. Please use the
DRB III with the Supercard
software to diagnose this
vehicle.

This Diagnostic Control
Module is not supported by
this software. Please use the
DRB III with the Supercard
software to diagnose this
vehicle.

DRB III CDRB Application

Chrysler Corp.

Copyright © 1993-2006

All Rights Reserved

RELEASE 64.1 01

Released: 15:51:24 10/11/2007

Bios Version: 4.02

Database: 8:18:38 7/19/2007

Cable in use: J1962 (CH7000A)

04

STAND-ALONE MAIN MENU

1. 1998 - 2007 Diagnostics
2. 1983 - 1997 Diagnostics
3. Vehicle Module Scan
4. Customer Preference
5. Junction Port Tool
6. TechTOOLS DataRecorder

SELECT SYSTEM

1. Engine
2. Transmission & T-Case
3. Body Interior
4. Chassis & Body Exterior
5. Anti-lock Brakes
- 6. Passive Restraints**
7. Theft Alarm
8. System Monitors

CHRYSLER
CORPORATION

DRBIII™

SELECT RESTRAINT SYSTEM

Airbag

Side Airbags

Airbag On/Off Switch System

Occupant Classification Sys

--- AIRBAG DIAGNOSTICS ---

Determining Controller
Type

Please Wait...

CHRYSLER
CORPORATION

DRB III™

This Diagnostic Control
Module is not supported by
this software. Please use the
DRB III with the Supercard
software to diagnose this
vehicle.

This Diagnostic Control Module is not supported by this software. Please use the DRB III with the Supercard software to diagnose this vehicle.

CHRYSLER
CORPORATION

DRB III⁴²

This Diagnostic Control
Module is not supported by
this software. Please use the
DRB III with the Supercard
software to diagnose this
vehicle.







APPLY BRAKE

P


R


N

D

2

1





01 691 00
0796509170

CHRYSLER P/N P56010501AH




WARNING. REFER TO SERVICE MANUAL BEFORE SERVICING.
IMPROPER SERVICING CAN RESULT IN AIR BAG SYSTEM
FAILURE AND POSSIBLE DRIVER AND/OR PASSENGER INJURY.


CHRYSLER S/N TSFME1842E2111


SUPPLIER CODE




39754





















9 2112
















EA12-001

CHRYSLER

10-4-2012

ENCLOSURE 4

FIELD DATA SUBJECT

CAIRs Backup

MFD BY DAIMLERCHRYSLER
CORPORATION

DATE OF MFR
5-02

GVWR
2541 KG(05600 LB)

GVWR FRONT	WITH TIRES	RIMS AT	COLD
1248 KG(2750 LB)	P215/75SR16	16X7	227 KPA(33 PSI)
GVWR REAR	WITH TIRES	RIMS AT	COLD
1429 KG(3150 LB)	P215/75SR16	16X7	227 KPA(33 PSI)

THIS VEHICLE CONFORMS TO ALL APPLICABLE FEDERAL MOTOR VEHICLE SAFETY AND THEFT
PREVENTION STANDARDS IN EFFECT ON THE DATE OF MANUFACTURE SHOWN ABOVE.

VIN: 1J4GL48K42W [REDACTED] TYPE: MPV SINGLE X DUAL



MDX: 052122 779AA PNT:PB7 VEHICLE MADE IN U.S.A. TRM:RSDV 4048503










6157

Jeep











CHRYSLER P/N P6010901AG
CHRYSLER SN 1SWE13252440
WARNING: REFER TO SERVICE MANUAL BEFORE SERVICE
IMPROPER SERVICING CAN RESULT IN AIR BAG SYSTEM
FAILURE AND POSSIBLE DRIVER AND/OR PASSENGER INJURY





MPH km/h

TYPE 35

110341









H01-06

202023R

MEETS FMVSS 209

ASSEMBLED IN MEXICO

! WARNING



DEATH OR SERIOUS INJURY CAN OCCUR

- CHILDREN 12 AND UNDER CAN BE KILLED BY THE AIR BAG.
- THE **BACK SEAT** IS THE **SAFEST** PLACE FOR CHILDREN.
- **NEVER** PUT A REAR-FACING CHILD SEAT IN THE FRONT.
- SIT AS FAR BACK AS POSSIBLE FROM THE AIR BAG.
- **ALWAYS** USE SEAT BELTS AND CHILD RESTRAINTS.





DANIEL KRYSLER



P5HG331DVAF



TR1123201999

TR2135234255



P5HG341DVAE




DAIMLER
CHRYSLER





6157

Jeep





CRAFTSMAN
Magnetic base and back
Made in U.S.A.

939840

0 10 20 30 40 50 60 70 80 90
0 10 20 30 40 50 60 70 80 90





939840

Made in U.S.A.

CRAFTSMAN

Magnetic base and back

Protractor

Occupant Classification Module

Body Style:

S/W Version: 0.0

NO RESPONSE from OCM
Please make certain of the
following items:

- 1) Ignition is turned on.
- 2) DRB III is properly
connected to the Data
connector.

NO RESPONSE FROM DRB

Please make certain of the following items:

- 1) Ignition is turned on
- 2) DRB III is properly connected to the Data connector.

NO RESPONSE from OCM
Please make certain of the
following items:

- 1) Ignition is turned on.
- 2) DRB III is properly
connected to the Data
connector.

NO RESPONSE from RSA
Please make certain of the
following items:

- 1) Ignition is turned on.
- 2) DRB III is properly
connected to the Data
connector.

HELP

522

MAIN

64.0

NO RESPONSE from SRM

Please make certain of the following items:

- 1) Ignition is turned on.
- 2) DRB III is properly connected to the Data connector.

F1
HELP

F2
SYS

F3
MAIN

64.0

NO RESPONSE from OCM

Please make certain of the following items:

- 1) Ignition is turned on.
- 2) DRB III is properly connected to the Data connector.



CRUISE

NO RESPONSE from OCM

Please make certain of the following items:

- 1) Ignition is turned on.
- 2) DRB III is properly connected to the Data connector.

NO RESPONSE from ORC
Please make certain of the
following items:

- 1) Ignition is turned on.
- 2) DRB III is properly connected to the Data connector.

HELP

SYS

MAIN

Exit

F1

F2

F3

F4

Enter

UP

Enter

Left

Right

Down

DVOM

Yes

Page FWD

Read Hold

No

Page Back

1

2

3

4

5

6

7

8

9

Shift

0

More

File Help

Display

NO RESPONSE from ORC
Please make certain of the
following items:

- 1) Ignition is turned on.
- 2) DRB III is properly connected to the Data connector.

F1
HELPF2
SYSF3
MAIN

Exit

Keypad

F1

F2

F3

F4

Enter

UP

Enter

Left

Right

Down

DVOM

Yes

Page FWD

Read Hold

No

Page Back

1

2

3

4

5

6

7

8

9

Shift

0

More

Help
Display

NO RESPONSE from OCM
Please make certain of the following items:

- 1) Ignition is turned on.
- 2) DRB III is properly connected to the Data connector.

F1
HELP

F2
SYS

F3
MAIN

Exit

Keypad

F1 F2 F3 F4

Enter UP Enter

Left [] Right

Down

DWOM Yes Page FWD

Read Hold No Page Back

1 2 3

4 5 6

7 8 9

Shift 0 More

DRB III Emulator

File Help

Display

SELECT SYSTEM

1. Engine
2. Transmission & T-Case
3. Body Interior
4. Chassis & Body Exterior
5. Anti-lock Brakes
- 6. Passive Restraints**
7. Theft Alarm
8. System Monitors

Page 1 of 1

HELP

SYS

FO

Exit

Keypad

F1

F2

F3

F4

Enter

UP

Enter

Left

Right

Down

DVOM

Yes

Page FWD

Read Hold

No

Page Back

1

2

3

4

5

6

7

8

9

Shift

0

More

DRB III Emulator

File Help

Display

- 1998 - 2007 DIAGNOSTICS**
- 1. ALL (Except Below)**
 2. 01 - 05 Stratus/Sebring Coupe
 3. 98 - 00 Avenger/Sebring Coupe
 4. 1998 Talon
 5. 2004 - 2007 (RoW) Crossfire
 6. 2002 - 2006 Sprinter

Page 1 of 1

HELP

SYS

MAIN

Exit

Keypad

F1	F2	F3	F4
Enter	UP	Enter	
Left		Right	
	Down		
DVOM	Yes	Page FWD	
Read Hold	No	Page Back	
1	2	3	
4	5	6	
7	8	9	
Shift	0	More	

Recycle Bin

Launch Internet...

12:40:59

tyco

02	02	10
10	15	10
15	20	
10	02	15
10	20	10
20		20
	10	10
	10	10

10		
15		
15		
10		
10	10	10
	10	10
		10

Handwritten yellow scribble

Handwritten yellow arrow pointing up





9761001004
1010V2C01 18208



LIBERTY























LIBERTY SPORT



410



Jeep

USED OIL









PADDLE FASTER
I HEAR RAPID MUSIC

Jeep
4x4

3.7L
4x4



EA12-001

CHRYSLER

10-4-2012

ENCLOSURE 4

FIELD DATA SUBJECT

CAIRs Backup

1J4GL48K32W

MFD BY DAIMLERCHRYSLER CORPORATION

DATE OF MFR 4-02

GVWR 2541 KG(05600 LB)

GAWR FRONT

1248 KG(2750 LB)

WITH TIRES

P215/75SR16

RIMS AT

16X7

COLD

227 KPA(33 PSI)

GAWR REAR

1429 KG(3150 LB)

WITH TIRES

P215/75SR16

RIMS AT

16X7

COLD

227 KPA(33 PSI)

THIS VEHICLE CONFORMS TO ALL APPLICABLE FEDERAL MOTOR VEHICLE SAFETY AND THEFT PREVENTION STANDARDS IN EFFECT ON THE DATE OF MANUFACTURE SHOWN ABOVE.

VIN: 1J4GL48K32W [REDACTED]

TYPE:

MPV

SINGLE X DUAL



MDH:

042300 779AA PNT:PS2

VEHICLE MADE IN U.S.A. TRM:M5L5 4648503





AIR BAG



door



AIR BAG



RPM x1000

BRAKE



MPH

door



1183

Jeep

Chrysler Jeep
Of North Olmsted

Jeep

RAM

BTA



3 TRUMPSVILLE,
DODGE INC. DBA
NORTH OLMSDED,
CHRYSLER JEEP
DODGE RAM
27600 LORAIN ROAD
NORTH OLMSDED,
OHIO 44070

North Olmsted
CHRYSLER • JEEP • DODGE • RAM

STORE HOURS
MONDAY - 9:00 AM - 5:00 PM
TUESDAY - 9:00 AM - 5:00 PM
WEDNESDAY - 9:00 AM - 5:00 PM
THURSDAY - 9:00 AM - 5:00 PM
FRIDAY - 9:00 AM - 5:00 PM
SATURDAY - 9:00 AM - 5:00 PM
SUNDAY - 10:00 AM - 4:00 PM



1183

STRONGSVILLE
DODGE INC. DBA
NORTH OLMPSTED
CHRYSLER JEEP
DODGE RAM
27500 LORAIN ROAD
NORTH OLMPSTED,
OHIO 44070

North Olmsted
CHRYSLER • JEEP • DODGE

STORE HOURS
MONDAY 9:00 AM - 5:00 PM
TUESDAY 9:00 AM - 5:00 PM
WEDNESDAY 9:00 AM - 5:00 PM
THURSDAY 9:00 AM - 5:00 PM
FRIDAY 9:00 AM - 5:00 PM
SATURDAY 9:00 AM - 5:00 PM
SUNDAY 12:00 PM - 5:00 PM



Jeep
4x4

3.7L
Cherokee



[Redacted License Plate]



3.7L
Chrysler





ST

GOODYEAR

GOODYEAR

MADE IN U.S.A.

MSRP \$48.99/STAINLESS \$54.99

P215/65R16













WESTCOTT

5

4

3

2

1




JOHNSON
MAGNETIC
Locata
ANGLE
FINDER
NO. 700
MADE IN USA

DEGREES

DEGREES

Warning: This tool is not to be used for measuring angles in a structure under construction. It is not to be used for measuring angles in a structure under construction. It is not to be used for measuring angles in a structure under construction.











MADE IN USA
JOHNSON
MAGNETIC
ANGLE
Locator

NO. 700


DEGREES

DEGREES

cm 11 10 9 8 7 6 5 4 3 2 1

4 1/8th







SRS AIRBAG

Jeep

9:38


AM FM
SEEK SET
DISC 1 2 3 4 5
TIME MODE

1 2 3 4
5 6 7 8 9 10









ASSEMBLED IN MEXICO

ASSEMBLED
IN MEXICO

MIST

TRW


H01-.07

153021R

MEETS FMVSS 209

ASSEMBLED IN MEXICO

DAIMLER CHRYSLER



P5HG331L8AF



TR1100229252









TD081

TRIV 33014254-D 20

TRIV 33014254-D (20)









FRV H01 - 06

152023R

MEETS FMVSS 209

MADE IN MEXICO

DAIMLER CHRYSLER



P5HG341L8AE



TR2100227745







TD081

TRW 33014254-D (18)

TRW 33014254-D (18)









WARNING: HIGHER ROLLOVER



AVOID ABRUPT MANEUVERS AND EXCESSIVE SPEED.

ALWAYS BUCKLE UP.

SEE OWNER'S MANUAL FOR FURTHER INFORMATION.

AWA



WARNING

FOR SERIOUS INJURY OR DEATH CAN OCCUR

UNDER CAN BE KILLED BY THE AIR BAG.
REAR-FACING CHILD SEAT IN THE FRONT.
USE SEAT BELTS AND CHILD RESTRAINTS.

Commercial Card Solutions



FIFTH THIRD BANK

Tel: 440 908 0980
Fax: 440 908 0209
www.53.com

Customer Service

Model
10011
1445

Get in the

WARNING: HIGHER ROLLOVER RISK



AVOID ABRUPT MANEUVERS
AND EXCESSIVE SPEED.

ALWAYS BUCKLE UP.

SEE OWNER'S MANUAL
FOR FURTHER INFORMATION.

!AW



WARNING

**FOR SERIOUS
INJURY OR DEATH
CAN OCCUR**

CHILDREN CAN BE KILLED BY THE AIR BAG.
REAR-FACING CHILD SEAT IS THE SAFEST PLACE FOR CHILDREN.
A REAR-FACING CHILD SEAT IN THE FRONT,
EVEN WITH AIR BAG OFF, CAN BE KILLED BY THE AIR BAG.
USE SEAT BELTS AND CHILD RESTRAINTS.



FIFTH THIRD BANK

Tel: 440.898.1234
Fax: 440.898.1237
www.fifththird.com

! WARNING



DEATH OR SERIOUS INJURY CAN OCCUR

- CHILDREN 12 AND UNDER CAN BE KILLED BY THE AIR BAG.
- THE **BACK SEAT** IS THE **SAFEST** PLACE FOR CHILDREN.
- **NEVER** PUT A REAR-FACING CHILD SEAT IN THE FRONT.
- SIT AS FAR BACK AS POSSIBLE FROM THE AIR BAG.
- **ALWAYS** USE SEAT BELTS AND CHILD RESTRAINTS.



1183

Of North Olmsted

BTA































DRB III

Main Menu

1. DRB III Standalone
2. Connect to TechTOOLS
3. Generic Scan Tool
4. PEP Module Tools
5. Run Memory Card Program
6. DRB Utilities
7. Vehicle Flash
8. Legacy MDS1 Support

Page 1 of 1

HELP

64.1

DRB III

DRB III CDRB Application

Chrysler Corp.

Copyright © 1993-2006

All Rights Reserved

RELEASE 64.1 01

Released: 15:51:24 10/11/2007

Bios Version: 4.02

Database: 8:18:38 7/19/2007

Cable in use: J4962 (CH7000A)



64.1

DRS III

STAND-ALONE MAIN MENU

1. 1998 - 2007 Diagnostics
2. 1983 - 1997 Diagnostics
3. Vehicle Module Scan
4. Customer Preference
5. Junction Port Tool
6. TechTOOLS DataRecorder

Page 1 of 1

HELP

MAIN

64.1

1998 - 2007 DIAGNOSTICS

ALL (Except Below)

2. 01 - 05 Stratus/Sebring Coupe
3. 98 - 00 Avenger/Sebring Coupe
4. 1998 Talon
5. 2004 - 2007 (ROW) Crossfire
6. 2002 - 2006 Sprinter

Page 1 of 1

F1
HELP

F2
SYS

F3
MAIN

64.1

SELECT SYSTEM

1. Engine
2. Transmission & T-Case
3. Body Interior
4. Chassis & Body Exterior
5. Anti-lock Brakes
6. Passive Restraints
7. Theft Alarm
8. System Monitors

Page 1 of 1

HELP

SYS

MAIN

64.1

DRB III

SELECT RESTRAINT SYSTEM

- 1. Airbag
- 2. Side Airbags
- 3. Airbag On/Off Switch System
- 4. Occupant Classification Sys

Page 1 of 1

HELP

SYS

MAIN

64.1

DAB III

AIRBAG DIAGNOSTICS

Determining Controller
Type

Please Wait....

F1
HELP

F2
SYS

64.1

F3
WIN

D38 III

AIRBAG DIAGNOSTICS

Determining Controller
Type

Please Wait...

F4
HELP

F2
SYS

F3
MAIN

64.1

DRB III

This Diagnostic Control
Module is not supported by
this software. Please use the
DRB III with the Supercard
software to diagnose this
vehicle.

F1
HELP

F2
SYS

64.1

F3
MAIN

SELECT SYSTEM

1. Engine
2. Transmission & T-Case
3. Body Interior
4. Chassis & Body Exterior
5. Anti-lock Brakes
- 6. Passive Restraints**
7. Theft Alarm
8. System Monitors

Page 1 of 1

F1
HELP

F2
SYS

F3
MAIN

64.1

RESTRAINT

SELECT RESTRAINT SYSTEM

- 1. Airbag
- 2. Side Airbags
- 3. Airbag On/Off Switch System
- 4. Occupant Classification Sys

HELP

F2
SYS

64.1

F3
MAIN

Unable to ID Module for
ORC

press any key to continue



CHRYSLER 9A P5011920-4IG
WARNING: REFER TO SERVICE MANUAL FOR PROPER SERVICE AND REPAIR PROCEDURES
FALURE AND POSSIBLE DAMAGE TO OTHER COMPONENTS
CHRYSLER SN 75312512520158
PART NUMBER 75312512520158

AC leak detector
& repair tools



CHRYSLER P/N P56010501AG




WARNING. REFER TO SERVICE MANUAL BEFORE SERVICING.
IMPROPER SERVICING CAN CAUSE BRAKING SYSTEM
FAILURE AND POSSIBLE DEATH OR PASSENGER INJURY.

CHRYSLER S/N TSFME1052E0198

SUPPLIER CODE





39754C



P... /29/2012
P... /29/2012


leak det
pair tools

CHRYSLER P/N P56010501AG



WARNING. REFER TO SERVICE MANUAL BEFORE SERVICING.
IMPROPER SERVICING CAN RESULT IN AIR BAG SYSTEM
FAILURE AND POSSIBLE DRIVER AND/OR PASSENGER INJURY.

CHRYSLER S/N TSFME1052E0198



SUPPLIER CODE


39754C



P... /29/20


P... /29/20

Tools, Auto Tools,
Page 4



P... /29/20
P... /29/20

C leak det
repair tool



P... /2
P... /2




UNITED STATES
DEPARTMENT OF THE ARMY
HEADQUARTERS
WASHINGTON, D.C. 20315
FORM NO. 10
MAY 1962 EDITION
GSA FPMR (41 CFR) 101-11.6


P... 1/29/2012
VP...























28PVI3 →
TRW
[Barcode]

0120VEX
MPT 1-99910
MOR887CS

95E21CP
50 TRM


95E21CP
50 TRM

02

m/service/mds200

reconnect.chrysler.c

nect.chrysler.co



28PV13
TRW

SC74828DU
151666-1 TRW
XAA0210

EE21CP
150734-2


EE21CP
150734-2
TRW

151417-2
SG74826ADU
XAA0205

150
150
CEX

#2

m/service/mds2002/c
erconnect.chrysler.com
mect.chrysler.com



SC74828DW
151666-1 TRW
XXAA0210

28PV13

EE21CP

150734-2
© TRW 1


4514UT-2
SC74828DW
XXAA0205

#2

m/service/mds2002/commo

erconnect.chrysler.com/ser

nect.chrysler.com



SC74828DU
151666-1 TRW
XXAA0210

28PVI3

500 50V CEX

EE21CP

EE21CP
150734-2
TRW 1


151417-2
SC74828DU
XXAA0205

#2

m/service/mds2002/c

erconnect.chrysler.com

nect.chrysler.com



151417-2
SC74826ADW
XAA0205

EE21CP
150734-2
© TRW 1

EE21CP
150734-2
© TRW 2

SC74828DW
151666-1 TRW
XAA0210


25V
100µF
150C

25V
100µF
150C

50V
200µF
150C
CEX

1

R51
R51



151417-2
SC74826ADW
XAA0205

EE21CP
150734-2
TRW 1

EE21CP
150734-2
TRW 1

250

150


250

#2

SC74828DW
151666-1 TRW
XAA0210

R51

R51



SC74828DW
151666-1 TRM
XKAA0210

3300
150V
15°C
CEX

000
150V
15°C
CEX

1000
150V
15°C
CEX

MR2835S
0204
09

A90724-CP
150724-CP

SC74828DW
151666-1 TRW
XXAA0210



R51 R51





EE21CP
150734-2
TRW 1

EE21CP
150734-2
TRW 1

EE21-2
SC74828DW
XXAA0210

#2







206407-4 REV J

002/common/jsp/xml.js
tyler.com/service
tyler.com/.../jsp/x

206407-4 REV J





206407-1 REV J

TCFME1052E0193

1J4GL48K32W

S/N T5FME1052E0198

CHRYSLER P/N P56010501AG



WARNING. REFER TO SERVICE MANUAL BEFORE SERVICING.
IMPROPER SERVICING CAN RESULT IN AIR BAG SYSTEM
FAILURE AND POSSIBLE DRIVER AND/OR PASSENGER INJURY.

CHRYSLER S/N TSFME1052E0198

SUPPLIER CODE



39754C

