

MANUAL SERVICE DISCONNECT
REMOVABLE IN USE
2009Z096 8/14 2700 10 1449









2017 CHEV
12-21-11
C410788



VOLT


































1G1RA6E45GJ100172



1G1RA6E462G10017

















HIGH VOLTAGE
HAUTE TENSION
ALTA TENSION
ALTO VOLTAGE
HIGHOOGSE
HANGKOROSISSE



SAFETY

EMERGENCY PERSONNEL
To help avoid personal injury in an emergency:
• Turn ignition to "OFF".
• Turn positive cables (near) in rear compartment area.
• Cut all positive access (near) in rear compartment area.
PERSONNEL AFFECTÉ AUX URGENCES:
• Mettre la clé de contact sur "OFF" (arrêt).
• Couper tous les câbles positifs connectés à l'accès des compartiments arrière.
• Couper tous les accès à l'arrière du compartiment arrière.

PERSONNEL AFFECTÉ À L'URGENCE:
To help avoid personal injury during safety service:
• Turn ignition to "OFF".
• Turn positive cables (near) in rear compartment area.
• Cut all positive access (near) in rear compartment area.

12V 360V

SAFETY






WARNING
FLAMMABLE
CORROSIVE

SAFE

CABLE
QR CODE
045













EMERGENCY
INSTRUCTIONS
FOR THE USER
OF THIS EQUIPMENT
READ CAREFULLY
BEFORE USING
THIS EQUIPMENT
FOR YOUR SAFETY
AND THE SAFETY
OF OTHERS
READ THIS
MANUAL
BEFORE USING
THIS EQUIPMENT

SON
FOR THE USER
OF THIS EQUIPMENT
READ CAREFULLY
BEFORE USING
THIS EQUIPMENT
FOR YOUR SAFETY
AND THE SAFETY
OF OTHERS
READ THIS
MANUAL
BEFORE USING
THIS EQUIPMENT

CATALOG N
2
REPLA
MODE
47
485 52
AC

13284647
50
P.V.

BMW





No help metal vehicle elements.
Do not jump start other vehicles.
model 0110

No help non-metallic elements.
Do not jump start other vehicles.
model 0110

EC

OR
CLIP

937858

12 NOV



SPD 71 K

acc 137

@175

New Model
2012

CG728YR (2/04)

 **S95** 12644538  • **AA1L**




26AA1L21130069A1

Serv# 12625132 **ACDelco** MADE IN JAPAN 1130

	HIGH VOLTAGE	ALTA TENSÃO
	HAUTE TENSION	HOCHSPANNUNG
	高压	فعلية عالية
	ALTO VOLTAJE	고압
	ВЫСОКОЕ НАПРЯЖЕНИЕ	高電圧
		

WARNING
HAUTE TENSION
HIGH VOLTAGE
ALTA TENSÃO
NOT
CHAUO



To help avoid vehicle damage,
do not jump start other vehicles.

Ne faites pas démarrer d'autres véhicules
par votre batterie.

20940116



为避免损坏您的汽车，请不要用
您的电瓶启动其他车辆。

1490

627122







DOT 3





FLUKE 675 Multimeter


0.076


V-FIRE

www.intrepidcs.com










CELL 3

DOT 3

DOT 3

SP







KEEP OUT OF REACH OF CHILDREN. DO NOT DRINK. IF SWALLOWED, GET MEDICAL HELP IMMEDIATELY.
SHIELD YOUR EYES. EXPLOSION HAZARD. GASES CAN CAUSE BLINDNESS OR INJURY. PROTECTEZ VOS YEUX. LES GAZ EXPLOSIFS PEUVENT BLESSEZ OU ENDOMMAGER VOTRE VUE.

ATTENTION: REMPLIR LES CELLULES AVEC L'EAU DISTILLEE SEULEMENT. NE PAS VERSER D'EAU DANS LES CELLULES. REMPLIR LES CELLULES AVEC L'EAU DISTILLEE SEULEMENT. NE PAS VERSER D'EAU DANS LES CELLULES.

CATALOG NO. 237
REPLACEMENT NUMBER 47-6
485 525 00
ACDelco





FLUKE 87 III TRUE RMS MULTIMETER

12.10

MIN MAX RANGE HOLD

4 1/2 DIGITS 7 Segment

mV Ω mA A

A mA μA


www.intelipcs.com

PRE-CHG

ON/OFF

FLUKE 87 III TRUE RMS MULTIMETER

UNTESTED



FLUKE 87 III TRUE RMS MULTIMETER

AUTO
12.10 V DC
2.5 4.0

MIN MAX RANGE HOLD


4 1/2 DIGITS 1 Second PEAK MIN MAX REL Δ Hz

V ~ μA

08022*

mA μA CC V














11/21/2011



Verizon Wireless

2:02 pm

Mon, Nov 21, 2011


Message


MENU

Contacts

 **verizon**

			Data/Bytes	Network
CC	200	8	17 7E F7 7E BB F0 38 00	MS CAN
CC	202	8	17 7C F7 7C BB D0 38 00	MS CAN
CC	204	8	17 7C F7 7A BB D0 38 00	MS CAN
CC	206	8	17 7E F7 7E BB E0 38 00	MS CAN
CC	208	8	E0 00 00 00 00 00 38 00	MS CAN
	20C	2	02 00	MS CAN
	210	8	B4 57 21 FB 60 E0 00 00	MS CAN
			Use Data [1]	
			Use Data [1]	
			Valid [0]	
			Valid [0]	
			Valid [0]	
			-22.2 A [FFFFFF6C]	
			-22.30 A [FFFFFF21]	
			1 [1]	
			360.6 V [B45] ▼	
	260	8	C3 C0 C3 C0 00 00 00 00	MS CAN
CC	270	8	C3 C3 C3 C0 C3 C3 C3 C0	MS CAN
	272	8	C3 C3 C3 C0 C3 C3 C3 C0	MS CAN
	274	2	C0 C0	MS CAN
	300	8	0A D7 00 00 00 00 00 00	MS CAN
			Valid [0]	
			360.8 V [AD7] ▲	
	302	8	1F 72 72 72 00 00 00 30	MS CAN
	303	8	00 80 00 00 80 00 20 00	MS CAN
_CC	460	4	01 CC 01 CC	MS CAN
P_CC	500	8	00 00 00 00 00 00 00 00	MS CAN













W1D0043AB
110420
08.36


28A

TENSÃO
CHISPAMENTO
Não tocar
NÃO TOQUE

PHOENIX

View and Print TRP and Affidavit

Page 1 of 3

2012  CHEV
12-27-11
C410788



Courtesy

EST

1955


Please Cut Here. Tearing May Destroy The Temporary Registration.



ATTENTION

NE PAS FUMER
NE PAS BOIRE
NE PAS MANGER

ATTENTION
NE PAS FUMER
NE PAS BOIRE
NE PAS MANGER





1G1RA6E46CU100175

























PHOENIX
2012 CHEV
12-27-11
C410788
Courtesy 1955















GM

MFD BY GENERAL MOTORS LLC

DATE
07/11

GVWR
2054 KG
4527 LB

GAWR FRT
1136 KG
2504 LB

GAWR RR
918 KG
2023 LB



THIS VEHICLE CONFORMS TO ALL APPLICABLE U.S. FEDERAL MOTOR
VEHICLE SAFETY, BUMPER, AND THEFT PREVENTION STANDARDS IN
EFFECT ON THE DATE OF MANUFACTURE SHOWN ABOVE.

1G1RA6E46CU100175

TYPE: PASS CAR











Check with Manual

This vehicle is equipped with...
The vehicle is equipped with...
The vehicle is equipped with...
The vehicle is equipped with...
The vehicle is equipped with...
The vehicle is equipped with...