

**ACKNOWLEDGMENT FAX SHEET OF RECEIPT OF DEFECT INFORMATION REPORT  
SUBMITTED UNDER 49 CFR PART 573**

Assigned Recall No. **02V-313** by the  
National Highway Traffic Safety Administration

Part 573 Report Date: **November 18, 2002**

Date Faxed: **November 25, 2002**

Manufacturer: **Ford Motor Company**

Manufacturer Contact: **Mr. James P. Vondale, Director, Automotive Safety Office**

FAX: **(313) 594-2268**

**SUBJECT: 25 Ford 2003 Lincoln Aviator vehicles built from and shipped through November 10, 2002. Some of the involved vehicles have the potential for the transmission shift cable to become dislodged from the shift cable bracket, resulting in incorrect gear indication. Ford Recall No. 02S43.**

This is an acknowledgment for this recall. A formal acknowledgment letter will be written only if we have additional comments or concerns.

Please provide us with a draft owner notification letter for our review before mailing to consumers as well as an estimated owner notification schedule.

***NOTE: Please provide a beginning manufacturing date for these vehicles.***

If you have any questions, please call:



Patricia Wallace, Safety Defects Analyst on (202) 366-5232 or  
George Person, Chief on (202) 366-5210  
or Fax at (202) 366-7882  
or e-mail at [pwallace@nhtsa.dot.gov](mailto:pwallace@nhtsa.dot.gov)  
Recall Management Division

**INFORMATION Redacted PURSUANT TO THE FREEDOM OF  
INFORMATION ACT (FOIA), 5 U.S.C. 552(B)(6)**





02543

2002

27.03

RN: 78 391 006 264

Ford Motor Company of Canada, Limited  
Ford du Canada Limitée

November 22, 2002

The Canadian Road  
P.O. Box 2000  
Oakville, Ontario  
L6J 5E4

Mr. Derek Sweet, Director General  
Transport Canada  
Road Safety and Motor Vehicle Regulations Directorate  
Place de Ville, Tower C  
330 Sparks Street, 8<sup>th</sup> floor  
Ottawa, ON K1A 0N5

Dear Mr. Sweet:

Pursuant to the requirements set forth in Section 15 of the Canada Motor Vehicle Safety Regulations, Ford Motor Company of Canada, Limited is submitting information relating to a safety recall we have initiated.

Specific details are as follows:

15(1)(a) Ford Motor Company of Canada, Limited

15(1)(b) All 2003 Model Year Lincoln Aviator vehicles built and shipped through November 10, 2002 from the St. Louis Assembly Plant -- 20 Canadian vehicles.

VINs of affected vehicles:

5LMEU78HX3ZJ00807	5LMEU78H13ZJ00825
5LMEU78H03ZJ02386	5LMEU78H33ZJ00826
5LMEU78H13ZJ00811	5LMEU78H53ZJ00827
5LMEU78H93ZJ00815	5LMEU78H53ZJ00858
5LMEU78H23ZJ00817	5LMEU78H03ZJ00783
5LMEU78H63ZJ00819	5LMEU78H33ZJ00860
5LMEU78H63ZJ00822	5LMEU78H73ZJ00862
5LMEU78H83ZJ00823	5LMEU78H03ZJ00864
5LMEU78HX3ZJ00824	5LMEU78H93ZJ00877
5LMEU78H03ZJ00752	5LMEU78H93ZJ00880

**NOTE:** Because these vehicles are not produced in VIN order, information as to the applicability of this action to specific vehicles can best be obtained by contacting a local Ford or Ford Lincoln dealer who can obtain specific information regarding the vehicle from the Ford OASIS computer system or by contacting the Ford Customer Relationship Centre on their toll-free line (1-800-565-3673).

- 15(1)(c) Unknown. Some of the involved vehicles have the potential for the transmission shift cable to become dislodged from the shift cable bracket.
- 15(1)(d)(e) The shift cable may become dislodged from the shift cable bracket, resulting in incorrect gear indication, which can include the PARK position.
- 15(1)(f) Ford has notified dealers to not demonstrate or deliver the affected vehicles until the service procedure has been performed. A strap will be added to the shift cable adjuster to prevent the shift cable from becoming dislodged from the shift cable bracket. Straps and service instructions have been sent to all affected dealers.
- None of the affected vehicles have been delivered to customers.
- 15(2)(a) Total number of vehicles potentially affected: approximately 20 vehicles.
- 15(2)(b) On November 11, 2002, during a post production drive by Ford personnel at the St. Louis Assembly Plant, a vehicle exhibited a drive in park condition. It was determined that this condition was due to the shift cable becoming dislodged from the shift cable bracket.
- There are no known accidents or injuries attributed to this condition.
- 15(2)(c) Copies of the letters that will be sent to Ford of Canada dealers will be provided when available. Since none of the affected vehicles have been delivered to customers, Ford will not be generating a letter of notification to owners.

Yours very truly,



Trevor Williams  
Manager, Vehicle Safety  
Environment, Energy & Vehicle Safety

T.G.Williams:dd



# RECALLS

**Ford Motor Company of Canada, Limited**

The Canadian Road  
Oakville, Ontario L6J 5E4

## ACTION REQUIRED

November 20, 2002

November 13, 2002

(FAX)

TO: SELECTED FORD OF CANADA DEALERS

ATTENTION: Dealer Principal      Parts Manager      Service Manager  
Sales Manager      Warranty Administrator

**SUBJECT: DEMONSTRATION / DELIVERY HOLD Safety Recall 02S43:**

Certain 2003 Model Year Lincoln Aviator Vehicles Built and Shipped Through  
November 10, 2002 – Transmission Shift Cable Attachment.

**REFERENCE:** Dealer Announcement dated November 1, 2001 - Special Customer Handling Procedure

OASIS : Yes  
DEALER VIN LIST: Yes – Attachment II  
PARTS RETURN: Follow the provisions of the Warranty and Policy Manual for  
Parts Retention and Return procedures  
PARTS ORDERING: See Attachment II  
RECALL TIME LIMITATION: NONE

### **AFFECTED VEHICLES**

A very small number of 2003 model year Lincoln Aviator vehicles built and shipped through  
November 10, 2002 from the St. Louis Assembly Plant are affected.

**Check OASIS. Not all vehicles are involved.**

**There are 21 affected units in Canada.**

### **SAFETY CONCERN**

In some of the affected vehicles, the automatic shifter cable assembly may be dislodged from the transmission shift cable bracket. If this condition exists, the gear indicator [PRNDL] may indicate a gear different than the gear the transmission is actually in. If this is the case, the vehicle may move unexpectedly, potentially resulting in an accident or personal injury. In addition, if the engine is turned off in this condition the vehicle may not restart.

### **SERVICE ACTION**

Before demonstrating or delivering any of the vehicles involved in this recall, the dealer must install the specified tie strap to secure the shift cable adjuster in place within the shift cable mounting bracket located at the transmission. This must be done on all of the affected vehicles in your inventory as well as vehicles that have been delivered to customers. **Until then, do not drive, demonstrate, or deliver any of the affected vehicles.**

### **SPECIAL CUSTOMER CONTACT**

If you have sold any of these units, immediately contact the customer and ask that they return the vehicle to your dealership. Remind the customer to always shut off the engine and apply the parking brake whenever exiting the vehicle or leaving it unattended. Provide the customer with a suitable Lincoln loaner vehicle until repairs have been completed.

### **SPECIAL HANDLING PROCEDURE**

The Special Handling Procedure has been activated for all Lincoln Aviator owners affected by this program. Please see dealer announcement dated 11/01/01, Special Customer Handling Procedure (SCHP). This special handling procedure provides additional allowance to enable dealers to offer owners convenient vehicle handling.

Ford of Canada is asking for your support and the cooperation of your sales and service teams to make this a positive experience for our Lincoln Aviator customers, many of whom are new to the Lincoln family.

### **ATTACHMENTS**


- Attachment I - Administrative Information
  - Claim Information
- Attachment II - Labour Allowances
  - Parts Ordering Information
- Attachment III - Technical Information
- Attachment IV - Special Customer Handling Procedure Announcement Letter

### **COMPANY CONTACTS:** (for dealer use only)

Special Service Support Centre	1-800-344-5621	(Recall Hotline)
Claiming Questions	1-800-667-0088	
Owner Concerns	1-800-565-3673	
Recall Department Contacts	Dealer E-Mail: GSTEWAR7@ford.com	

Yours very truly,

FORD MOTOR COMPANY OF CANADA, Limited



Director, Customer Satisfaction

B. Noltie  
Attachment/02S43

**DEMONSTRATION / DELIVERY HOLD: Safety Recall 02S43**  
Certain 2003 Model Year Lincoln Aviator Vehicles built and shipped through  
November 10, 2002 – Transmission Shift Cable Attachment

**OASIS**

You must use OASIS to determine if a vehicle is eligible for this recall.

**Please Note:** Only certain Aviators are affected by this program

**PLEASE NOTE**

Correct all vehicles in stock before delivery.

**PROMPTLY CORRECT**

Promptly correct all affected vehicles on your dealer VIN list which is attached. Also, correct other eligible vehicles, which are brought to your dealership.

**DEALER-OWNER CONTACT**

Immediately contact any affected owner whose name is not on the list. Give the owner a copy of the Owner Letter and schedule a service date.

**Note:** Owners should receive the "Special Handling Procedure". To familiarize yourself, please review "Special Handling Procedure" before calling customers.

**NOTE:** The dealer listings may contain customer names and addresses obtained from Motor Vehicle Registration Records. The use of such motor vehicle registration data for any purpose other than in connection with this field service action is a violation of law in several provinces, states, and countries. Accordingly, limit the use of this listing to the follow-up necessary to complete this action.

**CLAIMS PREPARATION AND SUBMISSION**

- Enter claims using DWE.
- Refer to ACESII manual for claims preparation and submission information.

**RENTAL CARS**

Please refer to the SCHP (Attachment IV) for claiming instructions.

**DEMONSTRATION / DELIVERY HOLD: Safety Recall 02S43**  
 Certain 2003 Model Year Lincoln Aviator Vehicles built and shipped through  
 November 10, 2002 – Transmission Shift Cable Attachment

**LABOUR ALLOWANCES**

Description	Labour Operation	Labour Time
Repair, Secure Shift Cable Adjuster	02S43B	0.3 Hours
Special Customer Handling Procedure: (does not apply to Dealer stock units)	Misc. Expense Code "SCHP"	See <u>Special Handling</u>
Administrative Allowance	Misc. Expense Code "ADMIN"	0.1 Hour

**PARTS REQUIREMENTS**

Correct all affected vehicles in stock before delivery. Check OASIS. Parts will be direct shipped to all dealers with involved units. Each dealer with involved vehicles will receive three tie straps per VIN. Dealers **DO NOT** need to order parts. All vehicles in stock need to be repaired before delivery.

Part Number	Description	Quantity
391958-S300	Tie Strap (pack of 10)	1 strap required per vehicle

**Caution:** Use only the specified tie strap for this service procedure. Under no circumstances should any other tie strap or similar device be used.

**DEALER STOCK VIN LIST**

5LMEU78HX3ZJ00807	A1005	Colony Ford Lincoln Sales Inc.
5LMEU78H03ZJ02386	A1059	Oak-Land Ford Lincoln Sales Limited
5LMEU78H13ZJ00811	A1059	Oak-Land Ford Lincoln Sales Limited
5LMEU78H93ZJ00815	A1096	Whiteoak Ford Lincoln Sales Limited
5LMEU78H23ZJ00817	A1114	Royal Woods Ford Lincoln Sales Ltd.
5LMEU78H63ZJ00819	A1193	Cruickshank Motors Ltd
5LMEU78H63ZJ00822	A1240	Bay Ford Lincoln Sales (1991) Limited
5LMEU78H83ZJ00823	A1306	Twin Hills Ford Lincoln Limited
5LMEU78HX3ZJ00824	A1306	Twin Hills Ford Lincoln Limited
5LMEU78H03ZJ00752	A1307	Sheridan Ford Lincoln Sales Limited
5LMEU78H13ZJ00825	A1307	Sheridan Ford Lincoln Sales Limited
5LMEU78H33ZJ00826	A1307	Sheridan Ford Lincoln Sales Limited
5LMEU78H53ZJ00827	A1327	Al Palladini's Pine Tree Ford Lincoln Ltd
5LMEU78H53ZJ00858	A8129	Sunset Ford Lincoln Sales Ltd.
5LMEU78H03ZJ00783	A8302	Gemini Ford Lincoln Sales Limited
5LMEU78H33ZJ00860	A8324	Day Ford Lincoln Sales Inc.
5LMEU78H73ZJ00862	B1097	Shanahan Ford Lincoln Sales
5LMEU78H03ZJ00864	B1804	Northtown Ford Lincoln Sales Ltd.
5LMEU78H93ZJ00877	B8169	Miedema Motor Sales Ltd
5LMEU78H93ZJ00880	B8275	Parkway Ford Sales (1996) Ltd

## TRANSMISSION SHIFT CABLE REPAIR

AFFECTED VEHICLES: CERTAIN 2003 MODEL YEAR AVIATOR

### OVERVIEW

This procedure details the installation of a tie strap to secure the shift cable adjuster in place within the shift cable mounting bracket located at the transmission.



**CAUTION!**

**USE ONLY THE SPECIFIED TIE STRAP FOR THIS SERVICE PROCEDURE.  
UNDER NO CIRCUMSTANCES SHOULD ANY OTHER TIE STRAP OR SIMILAR  
DEVICE BE USED.**

### SERVICE PROCEDURE

1. Raise and support the vehicle.
2. **WARNING: THE REPAIR AREAS ARE VERY CLOSE TO THE CATALYTIC CONVERTER THAT CAN BE VERY HOT. DO NOT TOUCH THE CATALYTIC CONVERTER.**

Grasp the shift cable adjuster forward of the bracket and **PUSH IT REARWARD** to make sure it is fully seated and locked in place in the bracket.

3. **CAUTION: Use only the tie strap specified for this procedure.**

Insert the small end of the tie strap between the bottom locking tab and the body of the shift cable adjuster. See Figure 1.

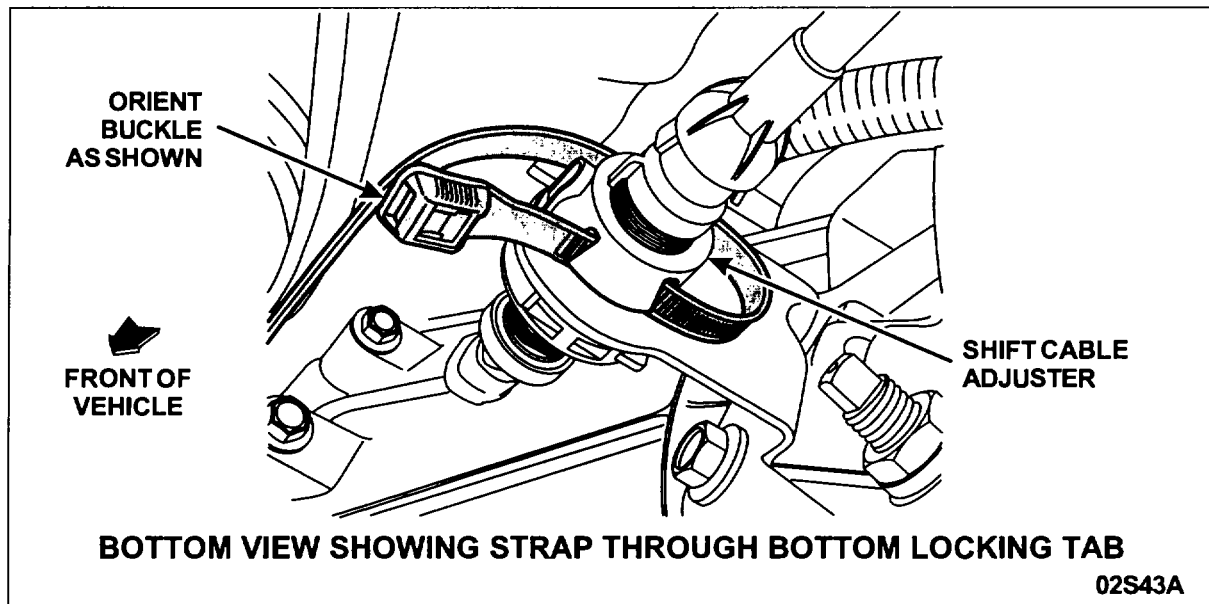


FIGURE 1

*Ford Motor Company*

CPR © 2002 FORD MOTOR COMPANY  
DEARBORN, MICHIGAN 48121  
11/02

4. Loop the tie strap around the adjuster and insert between the top locking tab and the body of the shift cable adjuster. Insert the small end into the tie strap buckle. See Figure 2.

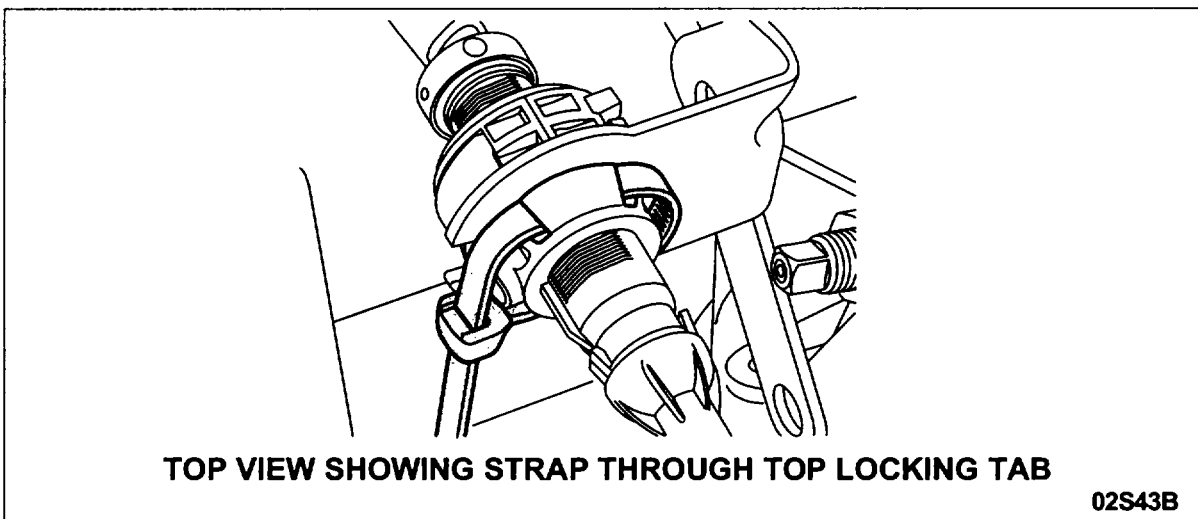


FIGURE 2

5. Pull the tie strap tight, then cut off the excess. See Figure 3.

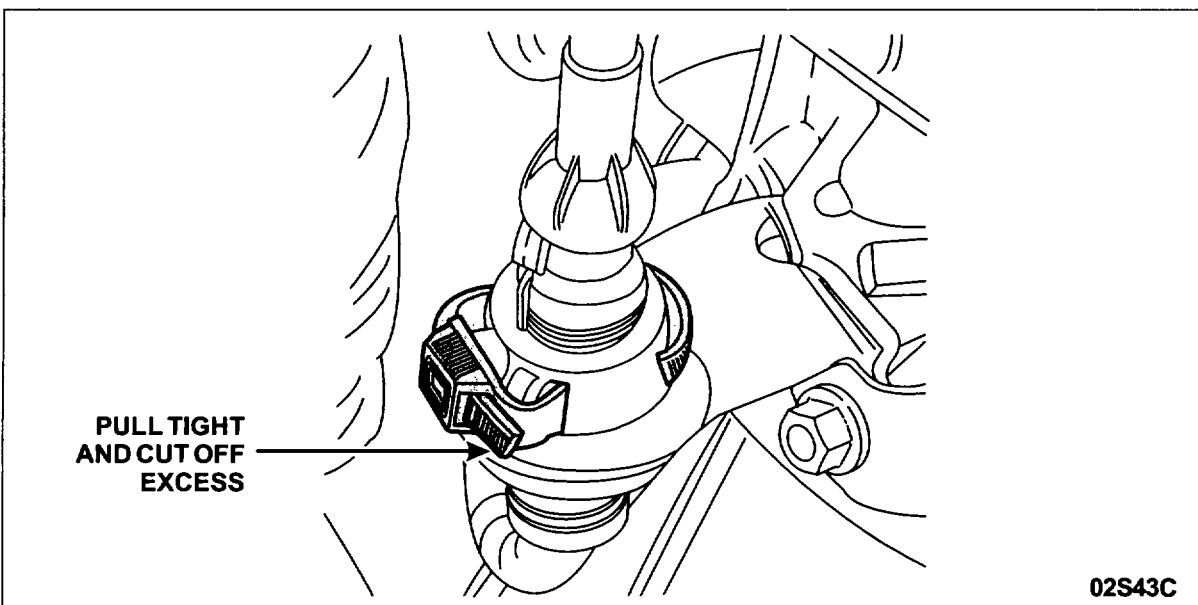


FIGURE 3

6. Grasp the shift cable adjuster forward of the bracket and **PULL IT FORWARD** to make sure it is fully seated and locked in place in the bracket.
7. Lower the vehicle.

*Ford Motor Company*

CPR © 2002 FORD MOTOR COMPANY  
DEARBORN, MICHIGAN 48121  
11/02



February 17, 1999  
(Revised 11/01/01)

TO: ALL FORD OF CANADA DEALERS

Attention: Dealer Principal  
Service Managers  
Sales Managers  
Parts Managers  
Warranty Administrator

SUBJECT: ANNOUNCING "SPECIAL CUSTOMER HANDLING PROCEDURE" (SCHP)  
FOR CERTAIN FIELD SERVICE ACTIONS

REF: "LINCOLN COMMITMENT SPECIAL CUSTOMER HANDLING PROCEDURE" dated  
02/17/99

---


As part of our ongoing commitment to our customers, we are pleased to announce the expansion of the Special Customer Handling Procedure to cover Ford and Lincoln branded vehicles for certain Recalls, Customer Satisfaction Programs (CSP) and Special Service Instructions (SSI). This feature is an extension of the Lincoln Commitment Special Customer Handling Procedure to provide personalized service for not only Lincoln vehicles, but also Ford branded vehicles.

The Special Customer Handling Procedure provides dealers with additional compensation for personalized service designed to make the Field Service Action (FSA) repair a positive experience for the Ford or Lincoln customer, many of whom are new to the Ford/Lincoln family.

We ask you to make maximum usage of these enhancements to the customer handling procedures when approved for a specific vehicle line and authorized for a Field Service Action (FSA). Thank you for your support of this feature and our commitment to surprise and delight our customers.

**Note:** Not every Field Service Action will qualify for this procedure.

Special handling and claiming instructions are included on the attached pages. This program will apply only to Ford and Lincoln vehicles which have been delivered to customers.



B. Noltie

Director, Customer Satisfaction

Attachment

**Special Customer Handling Procedure (Revised 11/01/01)**

- For use only when authorized for a specific Recall, CSP or SSI as noted in bulletin.
- For use when authorized on a specified vehicle line.
- Utilization of this tool is optional for dealers, in most cases Ford will not communicate this special handling to customers.
- Does not apply to vehicles in dealer stock.
- May apply to Ford and/or Lincoln vehicles.
- Dealer labour rates and fuel/wash/vacuum cost may vary.

**If Dealer Picks up and Returns Vehicle for Customer:**

Special Service	Dealer Compensation	Claim Procedure
<ul style="list-style-type: none"> <li>• Pick up the customer's vehicle (at a location of their preference such as home or place of business) and return after repair*</li> <li>• Drop off comparable rental vehicle</li> <li>• Refill fuel tank</li> <li>• Wash and vacuum vehicle</li> <li>• Return vehicle to customer after repair is completed</li> </ul>	<ul style="list-style-type: none"> <li>• Up to 2 additional hours of labour (converted to a dollar amount) <b>plus</b></li> <li>• actual cost of fuel (supported by receipt and retained in the customer file)</li> </ul> <p>Note: Labour time to fill tank and wash/vacuum has been included in 2 hour allowance</p> <p>Labour subject to time recording procedures as outlined in Warranty &amp; Policy Manual.</p>	<p>Submit total dollar value (labour+fuel) using Misc. Expense Code "SCHP"</p> <p>EXAMPLE (using example labour rate of \$66.45 hour and fuel cost of \$0.70/litre):</p> <p>1.2. hrs. labour**= \$79.74</p> <p>30 litres fuel = 21.00</p> <p>Total Submitted = \$100.74</p> <p>**travel time + labour time to fuel, wash and vacuum.</p>
Provide comparable rental vehicle to customer when vehicle is picked up	Use ESP guidelines ( This does not count against CCTP allocation).	Submit up to 3 days maximum using "RENTAL" (If additional days are required, call 1-800 344-5621 for authorization.)
Perform Recall/CSP/SSI repair at dealership	Inspection/repair labour allowance as specified in Recall/CSP/SSI Bulletin	See applicable Recall/CSP/SSI Bulletin

**\*Or repair on-site if appropriate; if on-site repair is performed, rental charges do not apply.**

**If Customer Brings Vehicle to Dealer:**

Special Service	Dealer Compensation	Claim Procedure
Perform Recall/CSP/SSI repair at dealership	Inspection/repair labour allowance as specified in Recall/CSP/SSI Bulletin	See applicable Recall/CSP/SSI Bulletin
Provide comparable Rental vehicle to customer	Use ESP guidelines ( This does not count against CCTP allocation).	Submit up to 3 days maximum using "RENTAL" (If additional days are required, call 1-800-344-5621 for authorization)
Refill fuel tank and wash/vacuum vehicle	<ul style="list-style-type: none"> <li>• Up to 1.0 additional hour of labour (converted to a dollar amount) <b>plus</b></li> <li>• actual cost of fuel (supported by receipt and retained in the customer file)</li> </ul>	Submit total dollar value (labour/fuel) using Misc. Expense Code "SCHP"

**Brush, Tara (T.)**

---

**From:** Mercier, Julie (J.A.)  
**Sent:** Thursday, November 14, 2002 1:07 PM  
**To:** Kammerer, Al (Allan R.); Renucci, Mike (M.P.); Visintainer, Randal (R.H.)  
**Cc:** Spaulding, Todd (T.C.); Reitz, Graydon (G.A.); Torolski, Mike (M.A.)  
**Subject:** 02S43 Assigned - 2003 Aviator Transmission Shift Cable Attachment

**Field Service Action Assigned: Safety Recall 02S43**

**Reference:** 02X59 (For Recall & Service Programs Dept. Use Only)

**FRC Date:** November 13, 2002

**Vehicles Affected:** 2003 Aviator

**Concern Description:** Transmission Shift Cable Attachment

**Supplier Resp:** TBD

**14-D Author:** Todd Spaulding

The 14D author Mike Renucci, Lincoln Mercury VC Engineering Director, no later than January 13, 2002.

This review will focus on implementation of Prevent Action (Step 13) requiring evidence of incorporation and overall quality of event including systemic root cause and appropriate prevent action selection to capture lessons learned.

Please contact Kris Christensen for further information and direction. Provide Ramana Divakaruni (RDIVAKAR) with actual Prevent Action Closure Date (required for campaign metrics) and an electronic copy of the Prevent Action closure review paper. We request that the GCE CPS include the Field Service Action number & root cause information in their Fresh Eyes check list as appropriate.

*Best Regards*

*Julie Mercier*

FSA Coordinator  
 FCSD/Recall & Service Programs  
 DSCII #775  
 (313) 317-9266 Fax: 845-1024  
 jmercier@ford.com

**Mercier, Julie (J.A.)**

---

**From:** vipdist6@drbn004.dearborn.ford.com  
**Sent:** Wednesday, November 13, 2002 5:54 PM  
**To:** jmercier@ford.com  
**Subject:** CAMPAIGN 1956 LOAD REQUEST

CAMPAIGN TARGETING RELEASE

GLOBAL CAMPAIGN NUMBER : 1956  
LOCAL CAMPAIGN NUMBER : 02S43  
DESCRIPTION : 02S43 03 Aviator Trans Shift  
CAMPAIGN-TYPE : Safety Program (US-S)  
DATASET NAME : CS.CS0110NV.NAVIS.EXTRACT.G4263V00  
NUMBER OF VEHICLES : 48

SEE SUPP A ALSO  
(ATTACHED)

**Mercier, Julie (J.A.)**

---

**From:** vipdist6@drbn004.dearborn.ford.com  
**Sent:** Wednesday, November 13, 2002 3:29 PM  
**To:** jmercier@ford.com  
**Subject:** CAMPAIGN 1956 LOAD REQUEST

FOR GLOBAL CAMPAIGN NUMBER 1956 YOUR VIN FILE  
C:\My Documents\02 add delete vin lists\02S43 affected.csv  
HAS COMPLETED THE LOAD PROCESS

NUMBER OF LINES IN THE INPUT FILE:	48
NUMBER OF VINS UPLOADED:	48

REGARDS,  
GLOBAL CAMPAIGN TARGETING SYSTEM



Current FSAs	Country FSA Info	FSA Entry	Criteria Groupings	VIN File	SLWO File	Submit Extract	Reports	Prepare Load Files	Admin Ma Maintenance
-----------------	---------------------	--------------	-----------------------	----------	-----------	-------------------	---------	-----------------------	-------------------------

## VIN Lists

For Global Campaign No: 1956  
Description: 02S43 03 Aviator Trans Shift  
Local Campaign(s): 02S43

☐ Include VIN List: affected

File name stored in: C:\My Documents\02 add delete vin lists\02S43 affected.csv

Enter New VIN File

Delete VIN File

Modify VIN File

Done

Help

---

Copyright 1999-2000 Ford Motor Company. All rights reserved

Revision: 1.9

**GLOBAL CAMPAIGN TARGETING - FORD CONFIDENTIAL**

GLOBAL REFERENCE NUMBER:	1956	
LOCAL CAMPAIGN NUMBER:	02X59-8	
CAMPAIGN DESCRIPTION:	02S43 03 Aviator Trans Shift	
SUBMITTED DATE AND TIME:	13-NOV-2002 4:06 P.M.	
SUBMITTED BY:	JMERCIER	
SUBMITTED BY ORGANIZATION:	North America	
ESTIMATED NUMBER OF UNITS:	0	
LOCAL CAMPAIGN DESCRIPTION:	02X59-8 03 Aviator Trans Shift	
T-CODE EXCLUSION:	NONE	
14-D AUTHOR'S CDSID:		
CRITERIA GROUPING(S):		
VIN GROUP INCLUDE VIN FILE(S):	C:\My Documents\02 add delete vin lists\02S43. : affected.csv	
Serial Number Flag:	N	
Business Objects Reports Flag:	Y - LOADBUSINESSOBJECTS	
Navis Name & Address Flag:	Y - NAMEADDRESS	
***END OF REPORT INFORMATION***		
JOB SERIES : A		
<b>GLOBAL CAMPAIGN TARGETING - FORD CONFIDENTIAL</b>		
<b>REPORT TITLE : CAMPAIGN SUMMARY</b>		
GLOBAL REFERENCE NUMBER : 1956		
LOCAL CAMPAIGN NUMBER : 02X59-8		
CAMPAIGN DESCRIPTION : 02X59-8 03 Aviator Trans. : Shift		
	2003	TOTAL
Canada	23	23
United States of America	25	25
<b>FAO GRAND TOTAL</b>	<b>48</b>	<b>48</b>
*** END OF REPORT - CAMPAIGN SUMMARY ***		
<b>GLOBAL CAMPAIGN TARGETING - FORD CONFIDENTIAL</b>		
<b>REPORT TITLE : EARLIEST/LATEST PRODUCTION DATE BY PLANT BY MODEL YEAR</b>		
GLOBAL REFERENCE NUMBER : 1956		

LOCAL CAMPAIGN NUMBER : 02X59-8		
CAMPAIGN DESCRIPTION : 02X59-8 03 Aviator Trans. : Shift		
	2003 MODEL YEAR	2003 MODEL YEAR
	EARLIEST PRODUCTION DATE	LATEST PRODUCTION DATE
	FOR A VIN IN THE CAMPAIGN	FOR A VIN IN THE CAMPAIGN
ST. LOUIS PLANT BUILD	17-OCT-2002	04-NOV-2002
*** END OF REPORT - PROD.DATE BY PLANT ***		
GLOBAL CAMPAIGN TARGETING - FORD CONFIDENTIAL		
REPORT TITLE : VEHICLE LINE BY COUNTRY/ROI		
BY MODEL YEAR		
GLOBAL REFERENCE NUMBER : 1956		
LOCAL CAMPAIGN NUMBER : 02X59-8		
CAMPAIGN DESCRIPTION : 02X59-8 03 Aviator Trans. : Shift		
	2003	TOTAL
Canada		
CANADA		
Lincoln		
LINCOLN AVIATOR	23	23
SUBTOTAL CANADA	23	23
SUBTOTAL Canada	23	23
United States of America		
UNITED STATES		
Lincoln		
LINCOLN AVIATOR	25	25
SUBTOTAL UNITED STATES	25	25
SUBTOTAL United States of America	25	25
VEHICLE LINE TOTALS		
Lincoln		
LINCOLN AVIATOR	48	48
GRAND TOTAL	48	48



*** END OF REPORT - VEHICLE LINE BY COUNTRY ***		
GLOBAL CAMPAIGN TARGETING - FORD CONFIDENTIAL		
REPORT TITLE : VIN GROUP BY COUNTRY/ROI		
GLOBAL REFERENCE NUMBER : 1956		
LOCAL CAMPAIGN NUMBER : 02X59-8		
CAMPAIGN DESCRIPTION : 02X59-8 03 Aviator Trans. : Shift		
	2003	TOTAL
Canada		
CANADA		
-	23	23
	-----	-----
SUBTOTAL CANADA	23	23
	-----	-----
SUBTOTAL Canada	23	23
United States of America		
UNITED STATES		
-	25	25
	-----	-----
SUBTOTAL UNITED STATES	25	25
	-----	-----
SUBTOTAL United States of America	25	25
TOTALS BY VIN GROUP		
-	48	48
	-----	-----
GRAND TOTAL	48	48
*** END OF REPORT - VIN GROUP BY COUNTRY/ROI ***		
GLOBAL CAMPAIGN TARGETING - FORD CONFIDENTIAL		
REPORT TITLE : BODY STYLE BY COUNTRY/ROI		
BY MODEL YEAR		
GLOBAL REFERENCE NUMBER : 1956		
LOCAL CAMPAIGN NUMBER : 02X59-8		
CAMPAIGN DESCRIPTION : 02X59-8 03 Aviator Trans. : Shift		

	2003	TOTAL
Canada		
CANADA		
Lincoln		
U78	23	23
	-----	-----
SUBTOTAL CANADA	23	23
	-----	-----
<b>SUBTOTAL Canada</b>	<b>23</b>	<b>23</b>
United States of America		
UNITED STATES		
Lincoln		
U68	6	6
U78	18	18
U88	1	1
	-----	-----
SUBTOTAL UNITED STATES	25	25
	-----	-----
<b>SUBTOTAL United States of America</b>	<b>25</b>	<b>25</b>
<b>BODY STYLE TOTALS</b>		
Lincoln		
U68	6	6
U78	41	41
U88	1	1
	-----	-----
<b>GRAND TOTAL</b>	<b>48</b>	<b>48</b>
*** END OF REPORT - BODY STYLE BY COUNTRY ***		
<b>GLOBAL CAMPAIGN TARGETING - FORD CONFIDENTIAL</b>		
<b>REPORT TITLE : VEHICLE LINE BY PLANT</b>		
<b>BY MODEL YEAR</b>		
GLOBAL REFERENCE NUMBER : 1956		
LOCAL CAMPAIGN NUMBER : 02X59-8		
CAMPAIGN DESCRIPTION : 02X59-8 03 Aviator Trans. : Shift		
	2003	TOTAL
ST. LOUIS PLANT BUILD		
Lincoln		

LINCOLN AVIATOR	48	48
	-----	-----
<b>SUBTOTAL ST. LOUIS PLANT BUILD</b>	<b>48</b>	<b>48</b>
<b>VEHICLE LINE TOTALS</b>		
Lincoln		
LINCOLN AVIATOR	48	48
	-----	-----
<b>GRAND TOTAL</b>	<b>48</b>	<b>48</b>
*** END OF REPORT - VEHICLE LINE BY PLANT ***		
<b>GLOBAL CAMPAIGN TARGETING - FORD CONFIDENTIAL</b>		
<b>REPORT TITLE : COUNTRY BY PLANT</b>		
GLOBAL REFERENCE NUMBER : 1956		
LOCAL CAMPAIGN NUMBER : 02X59-8		
CAMPAIGN DESCRIPTION : 02X59-8 03 Aviator Trans. : Shift		
	ST. LOUIS PLANT BUILD	TOTAL
CANADA	23	23
UNITED STATES	25	25
	-----	-----
<b>GRAND TOTAL</b>	<b>48</b>	<b>48</b>
*** END OF REPORT - COUNTRY BY PLANT ***		
<b>GLOBAL CAMPAIGN TARGETING - FORD CONFIDENTIAL</b>		
<b>REPORT TITLE : ROI BY ENGINE CODE</b>		
GLOBAL REFERENCE NUMBER : 1956		
LOCAL CAMPAIGN NUMBER : 02X59-8		
CAMPAIGN DESCRIPTION : 02X59-8 03 Aviator Trans. : Shift		
	2003	TOTAL
Canada		
H -	23	23
	-----	-----
<b>SUBTOTAL Canada</b>	<b>23</b>	<b>23</b>

United States of America		
H -	25	25
	-----	-----
<b>SUBTOTAL United States of America</b>	<b>25</b>	<b>25</b>
<b>ENGINE TOTALS</b>		
H -	48	48
	-----	-----
<b>GRAND TOTAL</b>	<b>48</b>	<b>48</b>
*** END OF REPORT - ROI BY ENGINE CODE ***		
<b>GLOBAL CAMPAIGN TARGETING - FORD CONFIDENTIAL</b>		
<b>REPORT TITLE : FLEET CODE BY VEHICLE LINE</b>		
<b>BY MODEL YEAR</b>		
GLOBAL REFERENCE NUMBER : 1956		
LOCAL CAMPAIGN NUMBER : 02X59-8		
CAMPAIGN DESCRIPTION : 02X59-8 03 Aviator Trans. : Shift		
	2003	TOTAL
CANADA		
Lincoln		
LINCOLN AVIATOR		
B	1	1
1	4	4
2	18	18
	-----	-----
<b>SUBTOTAL CANADA</b>	<b>23</b>	<b>23</b>
<b>SUBTOTAL Canada</b>	<b>23</b>	<b>23</b>
UNITED STATES		
Lincoln		
LINCOLN AVIATOR		
B	1	1
1	2	2
2	22	22
	-----	-----
<b>SUBTOTAL UNITED STATES</b>	<b>25</b>	<b>25</b>
<b>SUBTOTAL United States of America</b>	<b>25</b>	<b>25</b>

<b>FLEET CODE TOTALS</b>		
Lincoln		
LINCOLN AVIATOR		
B	2	2
1	6	6
2	40	40
	-----	-----
<b>GRAND TOTAL</b>	<b>48</b>	<b>48</b>
*** END OF REPORT - FLEET BY VEHICLE ***		
<b>GLOBAL CAMPAIGN TARGETING - FORD CONFIDENTIAL</b>		
<b>REPORT TITLE : PDC BY VIN GROUP</b>		
<b>U.S. AND CANADIAN VEHICLES ONLY</b>		
GLOBAL REFERENCE NUMBER : 01956		
LOCAL CAMPAIGN NUMBER : 02X59-8		
CAMPAIGN DESCRIPTION : 02X59-8 03 Aviator Trans. : Shift		
	<b>VIN GROUP</b>	<b>TOTAL</b>
CANADA		
- BLANK	19	19
00 - CANADA - ONE	4	4
	-----	-----
<b>COUNTRY TOTAL</b>	<b>23</b>	<b>23</b>
UNITED STATES		
23 - NEW YORK	2	2
31 - CHICAGO	1	1
34 - DETROIT	16	16
45 - ATLANTA	6	6
	-----	-----
<b>COUNTRY TOTAL</b>	<b>25</b>	<b>25</b>
*** END OF REPORT - PDC ***		
<b>GLOBAL CAMPAIGN TARGETING - FORD CONFIDENTIAL</b>		
<b>REPORT TITLE : SOLD/UNSOLD VEHICLES</b>		
<b>BY COUNTRY/ROI</b>		
GLOBAL REFERENCE NUMBER : 1956		
LOCAL CAMPAIGN NUMBER : 02X59-8		
CAMPAIGN DESCRIPTION : 02X59-8 03 Aviator Trans. : Shift		

	2003	TOTAL
Canada		
CANADA		
SOLD	0	0
UNSOLD	23	23
	-----	-----
SUBTOTAL CANADA	23	23
<b>SUBTOTAL Canada</b>	<b>23</b>	<b>23</b>
United States of America		
UNITED STATES		
SOLD	0	0
UNSOLD	25	25
	-----	-----
SUBTOTAL UNITED STATES	25	25
<b>SUBTOTAL United States of America</b>	<b>25</b>	<b>25</b>
<b>TOTAL BY STATUS</b>		
SOLD	0	0
UNSOLD	48	48
	-----	-----
<b>GRAND TOTAL</b>	<b>48</b>	<b>48</b>
*** END OF REPORT - SOLD/UNSOLD VEHICLES ***		
<b>GLOBAL CAMPAIGN TARGETING - FORD CONFIDENTIAL</b>		
<b>REPORT TITLE : ORIGINALLY SOLD IN STATE/PROVINCE</b>		
<b>BY MODEL YEAR</b>		
<b>U.S. AND CANADIAN VEHICLES ONLY</b>		
GLOBAL REFERENCE NUMBER : 1956		
LOCAL CAMPAIGN NUMBER : 02X59-8		
CAMPAIGN DESCRIPTION : 02X59-8 03 Aviator Trans. : Shift		
	2003	TOTAL
UNKNOWN COUNTRY		
	48	48
	-----	-----
<b>SUBTOTAL UNKNOWN COUNTRY</b>	<b>48</b>	<b>48</b>

THE STATE/PROVINCE IS NOT LISTED IF THERE ARE NO		
VINS ORIGINALLY REPORTED AS SOLD USING THE POSTAL		
SERVICE DESIGNATION FOR U.S. STATES AND CANADIAN		
PROVINCES		
*** END OF REPORT - SOLD IN STATE/PROVINCE ***		

**Mercier, Julie (J.A.)**

---

**From:** vipdist6@drbn004.dearborn.ford.com  
**ant:** Tuesday, November 19, 2002 1:36 PM  
**To:** jmercier@ford.com  
**Subject:** CAMPAIGN 1965 LOAD REQUEST

Scip A.

CAMPAIGN TARGETING RELEASE

GLOBAL CAMPAIGN NUMBER : 1965  
LOCAL CAMPAIGN NUMBER : 02S43-A  
DESCRIPTION : 02S43-A Aviator supplement  
CAMPAIGN-TYPE : Safety Program (US-S)  
DATASET NAME : CS.CS0110NV.NAVIS.EXTRACT.G4267V00  
NUMBER OF VEHICLES : 7





Current FSAs	Country FSA Info	FSA Entry	Criteria Groupings	VIN File	ALNO File	Submit Extract	Reports	Prepare Load Files	Admin Ma Maintenari
-----------------	---------------------	--------------	-----------------------	----------	-----------	-------------------	---------	-----------------------	------------------------

## VIN Lists

For Global Campaign No: 1965  
Description: 02S43-A Aviator supplement  
Local Campaign(s): 02S43-A

☐ Include VIN List: to include  
File name stored in: C:\My Documents\02 add delete vin lists\02S43A.csv

Enter New VIN File      Delete VIN File      Modify VIN File      Done      Help

---

Copyright 1999-2000 Ford Motor Company. All rights reserved

Revision: 1.9



Current FSAs	Country FSA Info	FSA Entry	Criteria Groupings	VIN File	SLK File	Submit Extract	Reports	Prepare Load Files	Admin Me Maintenance
-----------------	---------------------	--------------	-----------------------	----------	----------	-------------------	---------	-----------------------	-------------------------

## Criteria Groupings

**For Global Campaign No: 1965**  
**Description: 02S43-A Aviator supplement**  
**Local Campaign(s): 02S43-A**

No Groupings were found for this criteria.

Click on the button below to Add a Group.

VIN Files are in this Campaign

Add Group

Done

Help

---

Copyright 1999-2000 Ford Motor Company. All rights reserved

Revision: 1.24

**Mercier, Julie (J.A.)**

---

**From:** Balint, Gary (G.S.)  
**ent:** Thursday, November 14, 2002 4:44 PM  
**To:** Mercier, Julie (J.A.)  
**Cc:** 'lwebster@renkim.com'; Balint, Gary (G.S.); Hirtzel, Rich (R.J.)  
**Subject:** 02S43 Additional VINs - Public Affairs Units

Julie - the 7 Public Affairs vehicles on the attached list will be repaired at dealerships rather than Company facilities. Would you please add these vehicles to OASIS for 02S43 so the dealers' claims will go through? Thanks.

*Gary Balint*

Program Manager  
Recall/Service Programs  
33-72790  
gbalint@ford.com

-----Original Message-----

**From:** Winters, Kristie (K.L.)  
**Sent:** Thursday, November 14, 2002 4:33 PM  
**To:** Balint, Gary (G.S.)  
**Cc:** DiPietro, Della (D.M.)  
**Subject:** Info

Per our discussion.



03PAaviator.xls

***Kristie Winters***, Public Affairs

Room 726-E2, WHQ

☎ 313.31.74453    📠 FAX: 313.24.81714

5LMEU78H13Z  
5LMEU78H33Z  
5LMEU78H63Z  
5LMEU78H73Z  
5LMEU78H73Z  
5LMEU78H83Z  
5LMEU78HX3Z

**GLOBAL CAMPAIGN TARGETING - FORD CONFIDENTIAL**

GLOBAL REFERENCE NUMBER:	1965	
LOCAL CAMPAIGN NUMBER:	02S43-A	
CAMPAIGN DESCRIPTION:	02S43-A Aviator supplement	
SUBMITTED DATE AND TIME:	19-NOV-2002 12:34 P.M.	
SUBMITTED BY:	JMERCIER	
SUBMITTED BY ORGANIZATION:	North America	
ESTIMATED NUMBER OF UNITS:	0	
LOCAL CAMPAIGN DESCRIPTION:	02S43-A Aviator supplement	
T-CODE EXCLUSION:	NONE	
14-D AUTHOR'S CDSID:		
CRITERIA GROUPING(S):		
VIN GROUP INCLUDE VIN FILE(S):	C:\My Documents\02 add delete vin lists\02S43A.csv	
Serial Number Flag:	N	
Business Objects Reports Flag:	Y - LOADBUSINESSOBJECTS	
Navis Name & Address Flag:	Y - NAMEADDRESS	
***END OF REPORT INFORMATION***		
	JOB SERIES : A	
<b>GLOBAL CAMPAIGN TARGETING - FORD CONFIDENTIAL</b>		
<b>REPORT TITLE : CAMPAIGN SUMMARY</b>		
GLOBAL REFERENCE NUMBER :	1965	
LOCAL CAMPAIGN NUMBER :	02S43-A	
CAMPAIGN DESCRIPTION :	02S43-A Aviator. : supplement	
	2003	TOTAL
United States of America	7	7
FAO GRAND TOTAL	7	7
*** END OF REPORT - CAMPAIGN SUMMARY ***		
<b>GLOBAL CAMPAIGN TARGETING - FORD CONFIDENTIAL</b>		
<b>REPORT TITLE : EARLIEST/LATEST PRODUCTION DATE</b>		
<b>BY PLANT BY MODEL YEAR</b>		
GLOBAL REFERENCE NUMBER :	1965	

LOCAL CAMPAIGN NUMBER : 02S43-A		
CAMPAIGN DESCRIPTION : 02S43-A Aviator. : supplement		
	2003 MODEL YEAR	2003 MODEL YEAR
	EARLIEST PRODUCTION DATE	LATEST PRODUCTION DATE
	FOR A VIN IN THE CAMPAIGN	FOR A VIN IN THE CAMPAIGN
ST. LOUIS PLANT BUILD	14-JUN-2002	23-JUL-2002
*** END OF REPORT - PROD.DATE BY PLANT ***		
GLOBAL CAMPAIGN TARGETING - FORD CONFIDENTIAL		
REPORT TITLE : VEHICLE LINE BY COUNTRY/ROI		
BY MODEL YEAR		
GLOBAL REFERENCE NUMBER : 1965		
LOCAL CAMPAIGN NUMBER : 02S43-A		
CAMPAIGN DESCRIPTION : 02S43-A Aviator. : supplement		
	2003	TOTAL
United States of America		
UNITED STATES		
Lincoln		
LINCOLN AVIATOR	7	7
	-----	-----
SUBTOTAL UNITED STATES	7	7
	-----	-----
SUBTOTAL United States of America	7	7
VEHICLE LINE TOTALS		
Lincoln		
LINCOLN AVIATOR	7	7
	-----	-----
GRAND TOTAL	7	7
*** END OF REPORT - VEHICLE LINE BY COUNTRY ***		
GLOBAL CAMPAIGN TARGETING - FORD CONFIDENTIAL		
REPORT TITLE : VIN GROUP BY COUNTRY/ROI		
GLOBAL REFERENCE NUMBER : 1965		

LOCAL CAMPAIGN NUMBER : 02S43-A		
CAMPAIGN DESCRIPTION : 02S43-A Aviator. : supplement		
	2003	TOTAL
United States of America		
UNITED STATES		
-	7	7
	-----	-----
SUBTOTAL UNITED STATES	7	7
	-----	-----
SUBTOTAL United States of America	7	7
TOTALS BY VIN GROUP		
-	7	7
	-----	-----
GRAND TOTAL	7	7
*** END OF REPORT - VIN GROUP BY COUNTRY/ROI ***		
GLOBAL CAMPAIGN TARGETING - FORD CONFIDENTIAL		
REPORT TITLE : BODY STYLE BY COUNTRY/ROI		
BY MODEL YEAR		
GLOBAL REFERENCE NUMBER : 1965		
LOCAL CAMPAIGN NUMBER : 02S43-A		
CAMPAIGN DESCRIPTION : 02S43-A Aviator. : supplement		
	2003	TOTAL
United States of America		
UNITED STATES		
Lincoln		
U78	7	7
	-----	-----
SUBTOTAL UNITED STATES	7	7
	-----	-----
SUBTOTAL United States of America	7	7
BODY STYLE TOTALS		
Lincoln		
U78	7	7
	-----	-----
GRAND TOTAL	7	7

*** END OF REPORT - BODY STYLE BY COUNTRY ***		
GLOBAL CAMPAIGN TARGETING - FORD CONFIDENTIAL		
REPORT TITLE : VEHICLE LINE BY PLANT		
BY MODEL YEAR		
GLOBAL REFERENCE NUMBER : 1965		
LOCAL CAMPAIGN NUMBER : 02S43-A		
CAMPAIGN DESCRIPTION : 02S43-A Aviator. : supplement		
	2003	TOTAL
ST. LOUIS PLANT BUILD		
Lincoln		
LINCOLN AVIATOR	7	7
	-----	-----
SUBTOTAL ST. LOUIS PLANT BUILD	7	7
VEHICLE LINE TOTALS		
Lincoln		
LINCOLN AVIATOR	7	7
	-----	-----
GRAND TOTAL	7	7
*** END OF REPORT - VEHICLE LINE BY PLANT ***		
GLOBAL CAMPAIGN TARGETING - FORD CONFIDENTIAL		
REPORT TITLE : COUNTRY BY PLANT		
GLOBAL REFERENCE NUMBER : 1965		
LOCAL CAMPAIGN NUMBER : 02S43-A		
CAMPAIGN DESCRIPTION : 02S43-A Aviator. : supplement		
	ST. LOUIS PLANT BUILD	TOTAL
UNITED STATES	7	7
	-----	-----
GRAND TOTAL	7	7
*** END OF REPORT - COUNTRY BY PLANT ***		
GLOBAL CAMPAIGN TARGETING - FORD CONFIDENTIAL		



<b>REPORT TITLE : ROI BY ENGINE CODE</b>		
GLOBAL REFERENCE NUMBER : 1965		
LOCAL CAMPAIGN NUMBER : 02S43-A		
CAMPAIGN DESCRIPTION : 02S43-A Aviator. : supplement		
	2003	TOTAL
United States of America		
H -	7	7
	-----	-----
<b>SUBTOTAL United States of America</b>	<b>7</b>	<b>7</b>
<b>ENGINE TOTALS</b>		
H -	7	7
	-----	-----
<b>GRAND TOTAL</b>	<b>7</b>	<b>7</b>
*** END OF REPORT - ROI BY ENGINE CODE ***		
<b>GLOBAL CAMPAIGN TARGETING - FORD CONFIDENTIAL</b>		
<b>REPORT TITLE : FLEET CODE BY VEHICLE LINE</b>		
<b>BY MODEL YEAR</b>		
GLOBAL REFERENCE NUMBER : 1965		
LOCAL CAMPAIGN NUMBER : 02S43-A		
CAMPAIGN DESCRIPTION : 02S43-A Aviator. : supplement		
	2003	TOTAL
UNITED STATES		
Lincoln		
LINCOLN AVIATOR		
D	7	7
	-----	-----
<b>SUBTOTAL UNITED STATES</b>	<b>7</b>	<b>7</b>
	-----	-----
<b>SUBTOTAL United States of America</b>	<b>7</b>	<b>7</b>
<b>FLEET CODE TOTALS</b>		
Lincoln		
LINCOLN AVIATOR		
D	7	7
	-----	-----
<b>GRAND TOTAL</b>	<b>7</b>	<b>7</b>

*** END OF REPORT - FLEET BY VEHICLE ***		
GLOBAL CAMPAIGN TARGETING - FORD CONFIDENTIAL		
REPORT TITLE : PDC BY VIN GROUP		
U.S. AND CANADIAN VEHICLES ONLY		
GLOBAL REFERENCE NUMBER : 01965		
LOCAL CAMPAIGN NUMBER : 02S43-A		
CAMPAIGN DESCRIPTION : 02S43-A Aviator. : supplement		
	VIN GROUP	TOTAL
UNITED STATES		
34 - DETROIT	7	7
COUNTRY TOTAL	7	7
*** END OF REPORT - PDC ***		
GLOBAL CAMPAIGN TARGETING - FORD CONFIDENTIAL		
REPORT TITLE : SOLD/UNSOLD VEHICLES		
BY COUNTRY/ROI		
GLOBAL REFERENCE NUMBER : 1965		
LOCAL CAMPAIGN NUMBER : 02S43-A		
CAMPAIGN DESCRIPTION : 02S43-A Aviator. : supplement		
	2003	TOTAL
United States of America		
UNITED STATES		
SOLD	7	7
UNSOLD	0	0
SUBTOTAL UNITED STATES	7	7
SUBTOTAL United States of America	7	7
TOTAL BY STATUS		
SOLD	7	7
UNSOLD	0	0
GRAND TOTAL	7	7

*** END OF REPORT - SOLD/UNSOLD VEHICLES ***		
GLOBAL CAMPAIGN TARGETING - FORD CONFIDENTIAL		
REPORT TITLE : ORIGINALLY SOLD IN STATE/PROVINCE		
BY MODEL YEAR		
U.S. AND CANADIAN VEHICLES ONLY		
GLOBAL REFERENCE NUMBER : 1965		
LOCAL CAMPAIGN NUMBER : 02S43-A		
CAMPAIGN DESCRIPTION : 02S43-A Aviator. : supplement		
	2003	TOTAL
UNKNOWN COUNTRY		
	7	7
	-----	-----
SUBTOTAL UNKNOWN COUNTRY	7	7
THE STATE/PROVINCE IS NOT LISTED IF THERE ARE NO		
VINS ORIGINALLY REPORTED AS SOLD USING THE POSTAL		
SERVICE DESIGNATION FOR U.S. STATES AND CANADIAN		
PROVINCES		
*** END OF REPORT - SOLD IN STATE/PROVINCE ***		


## A11437683 Add Tie Strap to Auto Trans Shift Cable

### Procedure to add tie strap to shift cable

(Approved tie strap part numbers are identified in alert)

1. Insert small end of tie strap between bottom tab and the body of the shift cable adjuster.

Make sure the  
buckle on the  
strap points  
DOWN.



2. Loop the tie strap around and insert between the top tab and body of the shift cable housing.



Bottom View



Top View showing strap through top tab.

3. Insert the small end of the tie strap into the buckle end of the tie strap and pull tight.



4. Cut off remaining excess tie strap and, using an inspection mirror, confirm that the strap is between the top tab and the body of the shift cable housing.



Make sure the strap is between the top tab and the body of the shift cable housing



## TRANSMISSION SHIFT CABLE REPAIR

AFFECTED VEHICLES: CERTAIN 2003 MODEL YEAR AVIATOR

### OVERVIEW

This procedure details the installation of a tie strap to secure the shift cable adjuster in place within the shift cable mounting bracket located at the transmission.



**CAUTION!**

**USE ONLY THE SPECIFIED TIE STRAP FOR THIS SERVICE PROCEDURE. UNDER NO CIRCUMSTANCES SHOULD ANY OTHER TIE STRAP OR SIMILAR DEVICE BE USED.**

### SERVICE PROCEDURE

1. Raise and support the vehicle.
2. **WARNING: THE REPAIR AREAS ARE VERY CLOSE TO THE CATALYTIC CONVERTER THAT CAN BE VERY HOT. DO NOT TOUCH THE CATALYTIC CONVERTER.**

Grasp the shift cable adjuster forward of the bracket and **PUSH IT REARWARD** to make sure it is fully seated and locked in place in the bracket.

3. **CAUTION: Use only the tie strap specified for this procedure.**

Insert the small end of the tie strap between the bottom locking tab and the body of the shift cable adjuster. See Figure 1.

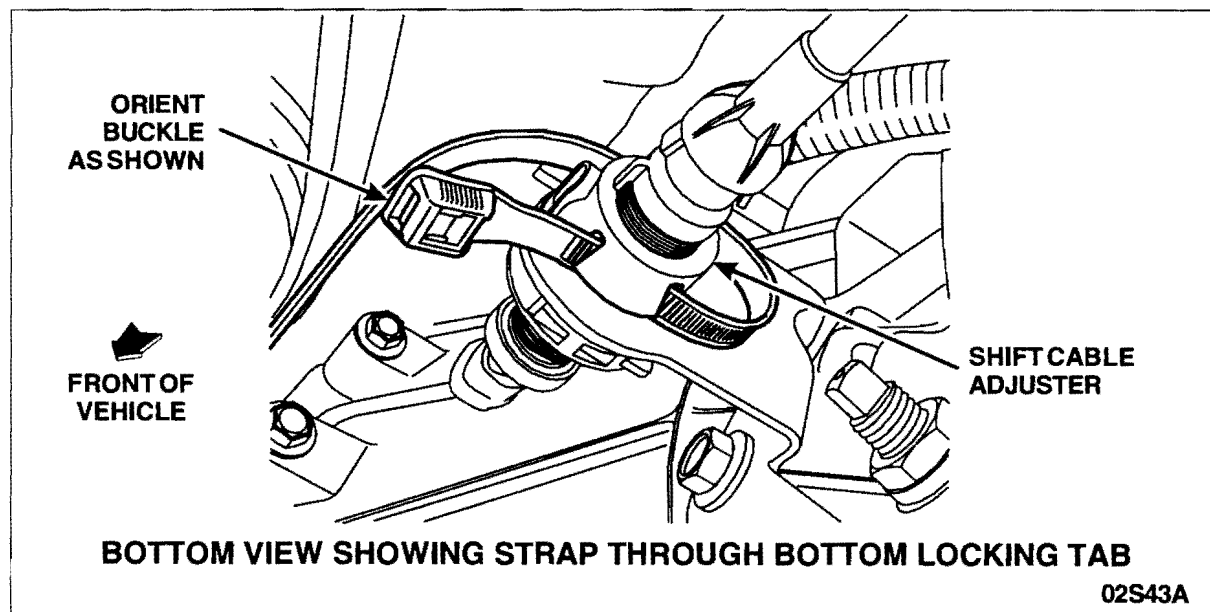


FIGURE 1

*Ford Motor Company*

CPR © 2002 FORD MOTOR COMPANY  
DEARBORN, MICHIGAN 48121  
11/02

4. Loop the tie strap around the adjuster and insert between the top locking tab and the body of the shift cable adjuster. Insert the small end into the tie strap buckle. See Figure 2.

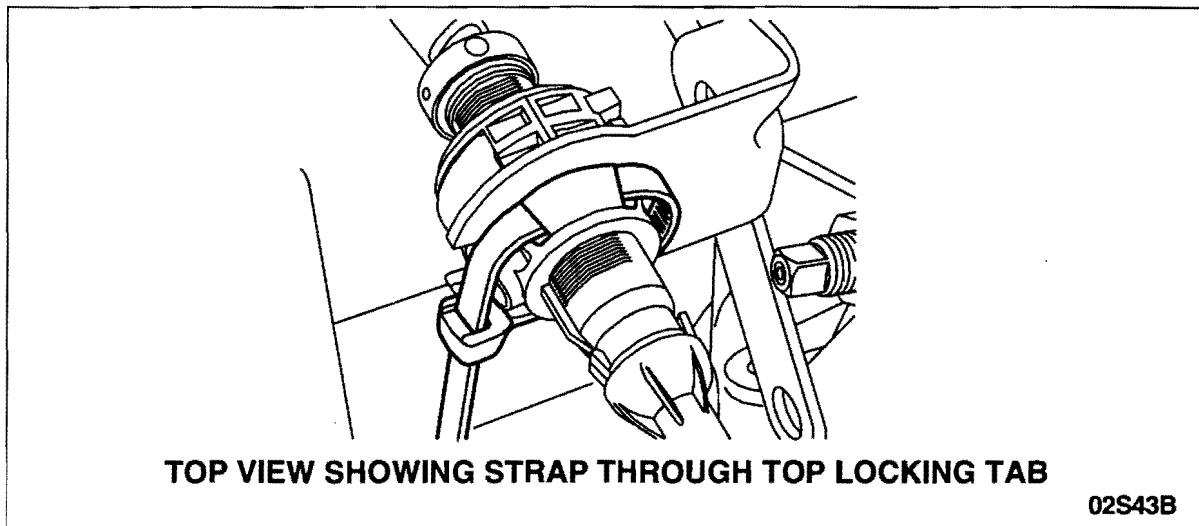


FIGURE 2

5. Pull the tie strap tight, then cut off the excess. See Figure 3.

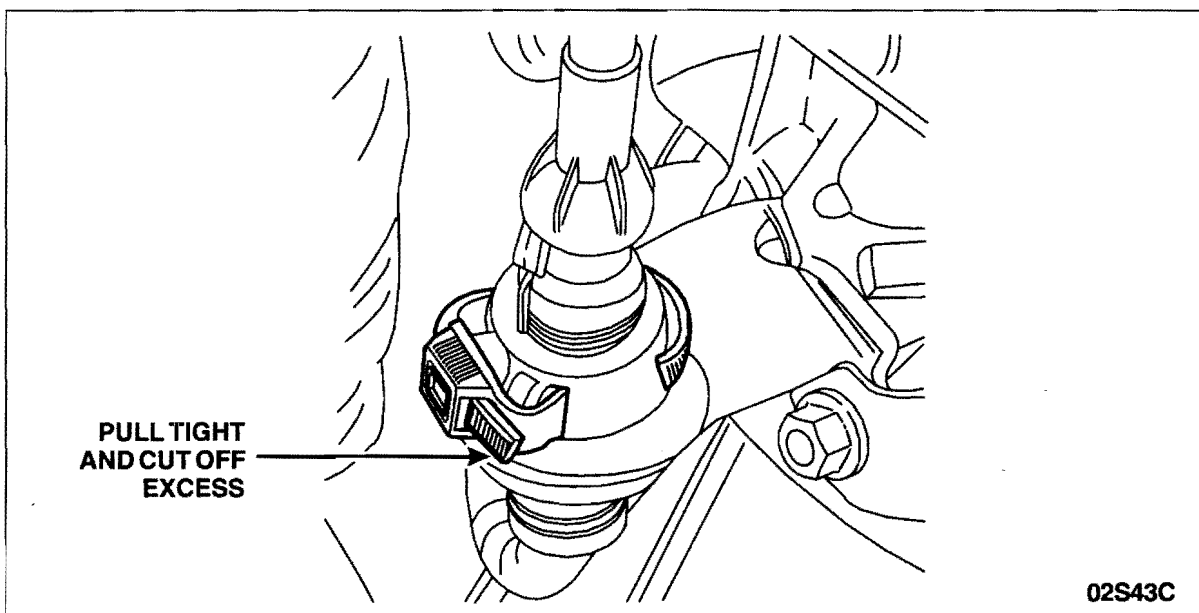


FIGURE 3

6. Grasp the shift cable adjuster forward of the bracket and **PULL IT FORWARD** to make sure it is fully seated and locked in place in the bracket.
7. Lower the vehicle.

*Ford Motor Company*


CPR © 2002 FORD MOTOR COMPANY  
DEARBORN, MICHIGAN 48121  
11/02



Carr Engineering, Inc.  
12500 Castlebridge Drive Houston, Texas 77065-4532  
Telephone: 281/894-8955  
Fax: 281/894-5455

VEHICLE INSPECTION NOTES AND DATA

Job Name



vs Ford

Date

3/14/08

Location

Weil Wrecker - Birmingham, AL.

Persons Present:

HM, SK,









# 6076-N

MOUNTAINEER

V8











































MFD. BY FORD MOTOR CO. IN U.S.A.

DATE: 08/02  
FRONT GAWR: 2635LB  
REAR GAWR: 3200LB

1195KG  
P245/70R16SL  
16X7.0J

AT 207 kPa/30  
PSI COLD  
RIMS  
TRES  
WITH

1451KG  
P245/70R16SL  
16X7.0J

AT 241 kPa/35  
PSI COLD  
RIMS  
TRES  
WITH

THIS VEHICLE CONFORMS TO ALL APPLICABLE FEDERAL MOTOR  
VEHICLE SAFETY AND THEFT PREVENTION STANDARDS IN  
EFFECT ON THE DATE OF MANUFACTURE SHOWN ABOVE.

VIN: 4M2ZU66W02L  
TYPE: MPV



EXT. PNT. YZ  
WB. BRK. INT. TR  
114 4 GP  
R. AXLE 45 K  
TP/PS  
RC: 26  
DSO  
V HE 505  
2U51A  
UTC  
2USA1520472-4A

**WARNING**

TO AVOID SERIOUS INJURY OR  
DEATH FROM LOSS OF VEHICLE  
CONTROL, REPLACE YOUR TIRES  
ONLY WITH THOSE SPECIFIED ON  
THE TIRE INSTRUCTIONS LABEL OR  
THE CERTIFICATION LABEL.

**ADVERTISING**

FOR FURTHER INFO, CALL 1-800-  
FORD-1-800-4-A-FORD



MFD. BY FORD MOTOR CO. IN U.S.A.


DATE: 08/02  
FRONT GAWR: 2635LB  
REAR GAWR: 3200LB

1195KG  
P245/70R16SL  
16X7.0J  
AT 207 kPa/30  
PSI COLD  
WITH  
TIRES  
RIMS  
P245/70R16SL  
16X7.0J  
AT 241 kPa/35  
PSI COLD

THIS VEHICLE CONFORMS TO ALL APPLICABLE FEDERAL MOTOR

VEHICLE SAFETY AND THEFT PREVENTION STANDARDS IN  
EFFECT ON THE DATE OF MANUFACTURE SHOWN ABOVE.

VIN: 4M2ZU66W02U



FO020  
T0107

EXT. PNT. YZ  
VIB. BRK INT TR  
114 4 GP  
TP/PS  
R AXLE  
K 45  
V HE  
SPR 505  
2U51A  
LRC: 26  
DSO:  
UTC  
2U5A1520472-AA

**WARNING**

TO AVOID SERIOUS INJURY OR  
DEATH FROM LOSS OF VEHICLE  
CONTROL: REPLACE YOUR TIRES  
ONLY WITH THOSE SPECIFIED ON  
THE TIRE INSTRUCTIONS LABEL OR  
THE CERTIFICATION LABEL.

**AVERTISSEMENT**





















YUSA-8653-AA

	FRONT A/C CLIM. AVANT A/C DELANTERO	FRONT AND REAR A/C CLIMATISATION AV ET AR A/C DELANTERO Y TRASERO
L: NADO:	37 oz / (0.91 Kg)	56 oz / (1.59 Kg)
	WCU M1021 B	WCU M1021 B



IF ENGINE FAILS TO START:  
CHECK FUEL SHUTOFF SWITCH  
AS REFERENCED IN YOUR  
OWNER GUIDE.

SI LE MOTEUR NE DEMARRE PAS  
VERIFIER LA COMMANDE DE COUPURE

4.6L SOHC



4.0L SOHC





















