

1561



CAUTION: 1997-1998 SAAB 9000  
ADJUSTMENTS MADE BY OTHER  
PERSONS MAY WEAR OR  
DAMAGE THE TRUNK LATCH  
MECHANISM. SEE THE  
OWNER'S MANUAL FOR  
ADDITIONAL INFORMATION.  
SEE THE OWNER'S MANUAL  
FOR THE LOCATION OF  
THE TRUNK LATCH  
MECHANISM.

52102967



52102967AA



*DaimlerChrysler Corporation*  
IMPORTANT VEHICLE INFORMATION

THIS VEHICLE CONFORMS TO U.S. EPA REGULATIONS  
APPLICABLE TO 2001 MODEL YEAR NEW LIGHT-DUTY  
TRUCKS AT ALL ALTITUDES.

\*PLEASE CONSULT TRAINING AND DIESEL FUEL/AIR MIXTURE HAVE BEEN  
PROCESSED AT THE FACTORY. SEE THE SERVICE MANUAL FOR PROPER  
ADJUSTMENTS AND OTHER ADDITIONAL INFORMATION.  
FOODS MAY INDICATE FEDERAL AND STATE LAWS.  
CAUTION: APPLY PARKING BRAKE WHEN SERVICING VEHICLE.

5.9 LITER,  
109X1705, 9681  
109XE0174G0L  
SPARK PLUGS  
RC12LC4  
.040 in. GAP

CATALYST



59606X8E

58102967A



THIS VEHICLE CONFORMS TO THE EPA REGULATIONS APPLICABLE TO 2011 MODEL YEAR NEW LIGHT-DUTY TRUCKS AT ALL ALTITUDES.

BASE ENGINE TIMING AND FUEL AIR MIXTURE HAVE BEEN PRESET BY THE MANUFACTURER. THE SERVICE MANUAL FOR DETAILED PROCEDURES AND OTHER ADDITIONAL INFORMATION. ADJUSTMENT MADE BY OTHER THAN APPROVED SERVICE MANUAL PROCEDURES MAY VIOLATE FEDERAL AND STATE LAWS. CAUTION: APPLY PARKING BRAKE WHEN SERVICING VEHICLE.

STANDARD ENGINE  
SERIAL NUMBER  
VIN  
EPA CLASS  
EPA MODEL CODE


STANDARD ENGINE  
SERIAL NUMBER

CATALYST






















































WORLDWIDE  
RACE  
VVCV2  
WORLDWIDE  
RACE

WORLDWIDE  
RACE





V8  
MAGNUM



RAM 1500 V6

JOHN DEERE  
EQUIPMENT







JOHN D





RAM 1

ER A/T







COLLISION SERVICE  
TOWING  
478-942

DODGE

4x4

OFFICE  
DELIVERIES

COLLISION  
FRAME STRA  
COLOR MATCH





OFFICE  
DELIVERIES



DODGE

4x4

HUMES



3.9L Power

2007

PERT  
LITY  
IR  
NING  
SHING



DODGE

4x4

RAM 1500



RAM 1500 V8











MFD BY DAIMLERCHRYSLER CORPORATION

DATE OF MFR 6-01

GVWR 2994 KG (66600 LB)

GVWR FRONT 1754 KG (3865 LB)  
GVWR REAR 1770 KG (3900 LB)

WITH TIRES P245/75R16  
WITH TIRES P245/75R16


RIMS AT 16X7  
RIMS AT 16X7

COLD 241 KPA (35 PSI)  
COLD 241 KPA (35 PSI)

THIS VEHICLE CONFORMS TO ALL APPLICABLE FEDERAL MOTOR VEHICLE SAFETY STANDARDS IN EFFECT ON THE DATE OF MANUFACTURE SHOWN ABOVE.

VIN: 3B7HF13Z81M

TYPE: TRUCK SINGLE X DUAL



MDH: 062718 967AA PNT:PRU

VEHICLE MADE IN MEXICO TRM:RIAZ 4648507



59141

A

000

PENNDOT

ANNUAL WINDSHIELD STICKER



08

A15  
7830013

A

78300137811574  
34

