

MFD BY DAIMLERCHRYSLER  
CORPORATION

DATE OF MFR  
6-01

GWR  
2994 KG(06600 LB)

GAWR FRONT WITH TIRES  
1754 KG(3865 LB) P245/75R16

RIMS AT  
16X7

COLD  
241 KPA(35 PSI)

GAWR REAR WITH TIRES  
1770 KG(3900 LB) P245/75R16

RIMS AT  
16X7

COLD  
241 KPA(35 PSI)


THIS VEHICLE CONFORMS TO ALL APPLICABLE FEDERAL MOTOR VEHICLE SAFETY AND THEFT  
PREVENTION STANDARDS IN EFFECT ON THE DATE OF MANUFACTURE SHOWN ABOVE.


VIN: 1B7HF13Z21 [REDACTED] TYPE: TRUCK SINGLE X DUAL




MDH: 060622 967AA PNT:PR4 VEHICLE MADE IN U.S.A. TRM:R1AZ 4648503

© 1997/21 [REDACTED] ©







© 1997 2967AA



THIS VEHICLE CONFORMS TO U.S. EPA WEIGHT RESTRICTIONS  
APPLICABLE TO 2001 MODEL YEAR NEW WEIGHT RESTRICTION  
TRUCKS AT ALL ATTITUDES.

THIS VEHICLE CONFORMS TO U.S. EPA WEIGHT RESTRICTIONS  
APPLICABLE TO 2001 MODEL YEAR NEW WEIGHT RESTRICTION  
TRUCKS AT ALL ATTITUDES.

CATAL



0 2962967AA

**Warranty**  
APPLICABLE TO THIS INSTRUMENT  
**THIS INSTRUMENT WARRANTS TO US BY SELLER**  
**TRUCKS AT ALL RENTERS**  
DATE WHEN THIS INSTRUMENT IS USED IN THE  
STATE OF THE FACTORY IS THE ONLY FACTORY  
PROCESSED AND NOT RE-APPROVED  
ADJUSTMENTS MADE BY THE  
PROCESSED BY THE FACTORY  
DATE WHEN THIS INSTRUMENT IS USED IN THE















DODGE

4x4



DODGE

4x4



























