

RQ04-011
FORD
APRIL 26, 2005
REQUEST 8
PART 4 OF 6
BOOKS 29 OF 43

Super Duty With Out SR - CONTINUED

Super Cab

Bucket Seats (with or without power seats)

Inspect 0.1

Inspect and Replace One (1) Seat Belt Buckle 0.6

Inspect and Replace Two (2) Seat Belt Buckle 0.7

6040 Split Bench Seat (with or without power seats)

Inspect 0.1

Inspect and Replace One (1) Seat Belt Buckle 0.6

Inspect and Replace Two (2) Seat Belt Buckle 0.9

Inspect and Replace Three (3) Seat Belt Buckle 1.0

Full Bench Seat

Inspect 0.1

Inspect and Replace One (1) Seat Belt Buckle 0.5

Inspect and Replace Two (2) Seat Belt Buckle 0.6

Inspect and Replace Three (3) Seat Belt Buckle 0.6

Crew Cab

Bucket Seats (with or without power seats)

Inspect 0.1

Inspect and Replace One (1) Seat Belt Buckle 0.6

Inspect and Replace Two (2) Seat Belt Buckle 0.7

6040 Split Bench Seat (with or without power seats)

Inspect 0.1

Inspect and Replace One (1) Seat Belt Buckle 0.6

Inspect and Replace Two (2) Seat Belt Buckle 0.9

Inspect and Replace Three (3) Seat Belt Buckle 1.0

Full Bench Seat

Inspect 0.1

Inspect and Replace One (1) Seat Belt Buckle 0.5

Inspect and Replace Two (2) Seat Belt Buckle 0.5

Inspect and Replace Three (3) Seat Belt Buckle 0.6

Windstar

Bucket Seats

Inspect 0.1

Inspect and Replace One (1) Seat Belt Buckle 0.6

Inspect and Replace Two (2) Seat Belt Buckle 0.7

From: Bades, Robert (R.S.)
Sent: Friday, June 08, 2001 9:20 AM
To: Zychowicz, Julie (J.A.)



seat belt project.xls 3rd Draft.pdf (24
(83 KB) (2)

**Let me know if you receive the docs.
Anything else, just let me know.**

Bob Bades

Recall Service Programs
Suite 787 DSC II
(313)3237816 Office
(313)8451024 Fax

Inspect	0.1
Inspect and Replace One (1) Seat Belt Buckle	0.6
Inspect and Replace Two (2) Seat Belt Buckle	0.7
60/40 Split Bench Seat (with or without power seats)	
Inspect	0.1
Inspect and Replace One (1) Seat Belt Buckle	0.7
Inspect and Replace Two (2) Seat Belt Buckle	0.9
Inspect and Replace Three (3) Seat Belt Buckle	0.9
Full Bench Seat (with or without power seats)	
Inspect	0.1
Inspect and Replace One (1) Seat Belt Buckle	0.6
Inspect and Replace Two (2) Seat Belt Buckle	0.6
Inspect and Replace Three (3) Seat Belt Buckle	0.6

Super Cab

Bucket Seats (with or without power seats)

Inspect	0.1
Inspect and Replace One (1) Seat Belt Buckle	0.6
Inspect and Replace Two (2) Seat Belt Buckle	0.7

60/40 Split Bench Seat (with or without power seats)

Inspect	0.1
Inspect and Replace One (1) Seat Belt Buckle	0.7
Inspect and Replace Two (2) Seat Belt Buckle	0.9
Inspect and Replace Three (3) Seat Belt Buckle	0.9

Full Bench Seat (with or without power seats)

Inspect	0.1
Inspect and Replace One (1) Seat Belt Buckle	0.6
Inspect and Replace Two (2) Seat Belt Buckle	0.6
Inspect and Replace Three (3) Seat Belt Buckle	0.6

Super Crew

Bucket Seats (with or without power seats)

Inspect	0.1
Inspect and Replace One (1) Seat Belt Buckle	0.6
Inspect and Replace Two (2) Seat Belt Buckle	0.7

60/40 Split Bench Seat (with or without power seats)

Inspect	0.1
Inspect and Replace One (1) Seat Belt Buckle	0.7
Inspect and Replace Two (2) Seat Belt Buckle	0.9
Inspect and Replace Three (3) Seat Belt Buckle	0.9

Full Bench Seat (with or without power seats)

Inspect	0.1
Inspect and Replace One (1) Seat Belt Buckle	0.6
Inspect and Replace Two (2) Seat Belt Buckle	0.6
Inspect and Replace Three (3) Seat Belt Buckle	0.6

F-150 With SIR and Pre-Tensioners

Super Cab

Bucket Seats (with or without power seats)

Inspect	0.1
Inspect and Replace One (1) Seat Belt Buckle	1.0
Inspect and Replace Two (2) Seat Belt Buckle	1.4

60/40 Split Bench Seat (with or without power seats)

Inspect	0.1
Inspect and Replace One (1) Seat Belt Buckle	1.1
Inspect and Replace Two (2) Seat Belt Buckle	1.4
Inspect and Replace Three (3) Seat Belt Buckle	1.4

Excursion

Bucket Seats (with or without power seats)

Inspect	0.1
Inspect and Replace One (1) Seat Belt Buckle	0.8
Inspect and Replace Two (2) Seat Belt Buckle	0.7

40/20/40 Split Bench Seat

Inspect	0.1
Inspect and Replace One (1) Seat Belt Buckle	0.8
Inspect and Replace Two (2) Seat Belt Buckle	0.9
Inspect and Replace Three (3) Seat Belt Buckle	1.0

Super Duty With SIR

Super Cab

Bucket Seats (with or without power seats)

Inspect	0.1
Inspect and Replace One (1) Seat Belt Buckle	0.9
Inspect and Replace Two (2) Seat Belt Buckle	1.0

40/20/40 Split Bench Seat (with or without power seats)

Inspect	0.1
Inspect and Replace One (1) Seat Belt Buckle	1.0
Inspect and Replace Two (2) Seat Belt Buckle	1.4
Inspect and Replace Three (3) Seat Belt Buckle	1.4

Super Duty With Out SIR

Reg Cab

Bucket Seats (with or without power seats)

Inspect	0.1
Inspect and Replace One (1) Seat Belt Buckle	0.8
Inspect and Replace Two (2) Seat Belt Buckle	0.7

60/40 Split Bench Seat (with or without power seats)

Inspect	0.1
Inspect and Replace One (1) Seat Belt Buckle	0.8
Inspect and Replace Two (2) Seat Belt Buckle	0.9
Inspect and Replace Three (3) Seat Belt Buckle	1.0

Full Bench Seat

Inspect	0.1
Inspect and Replace One (1) Seat Belt Buckle	0.5
Inspect and Replace Two (2) Seat Belt Buckle	0.5
Inspect and Replace Three (3) Seat Belt Buckle	0.8

Super Duty With Out SIR - CONTINUED

Super Cab

Bucket Seats (with or without power seats)

Inspect	0.1
Inspect and Replace One (1) Seat Belt Buckle	0.8
Inspect and Replace Two (2) Seat Belt Buckle	0.7

60/40 Split Bench Seat (with or without power seats)

Inspect	0.1
Inspect and Replace One (1) Seat Belt Buckle	0.8
Inspect and Replace Two (2) Seat Belt Buckle	0.9
Inspect and Replace Three (3) Seat Belt Buckle	1.0

Full Bench Seat

Inspect	0.1
Inspect and Replace One (1) Seat Belt Buckle	0.5
Inspect and Replace Two (2) Seat Belt Buckle	0.8
Inspect and Replace Three (3) Seat Belt Buckle	0.8

Crew Cab

Bucket Seats (with or without power seats)

Inspect	0.1
Inspect and Replace One (1) Seat Belt Buckle	0.5
Inspect and Replace Two (2) Seat Belt Buckle	0.7

60/40 Split Bench Seat (with or without power seats)

Inspect	0.1
Inspect and Replace One (1) Seat Belt Buckle	0.8
Inspect and Replace Two (2) Seat Belt Buckle	0.9
Inspect and Replace Three (3) Seat Belt Buckle	1.0

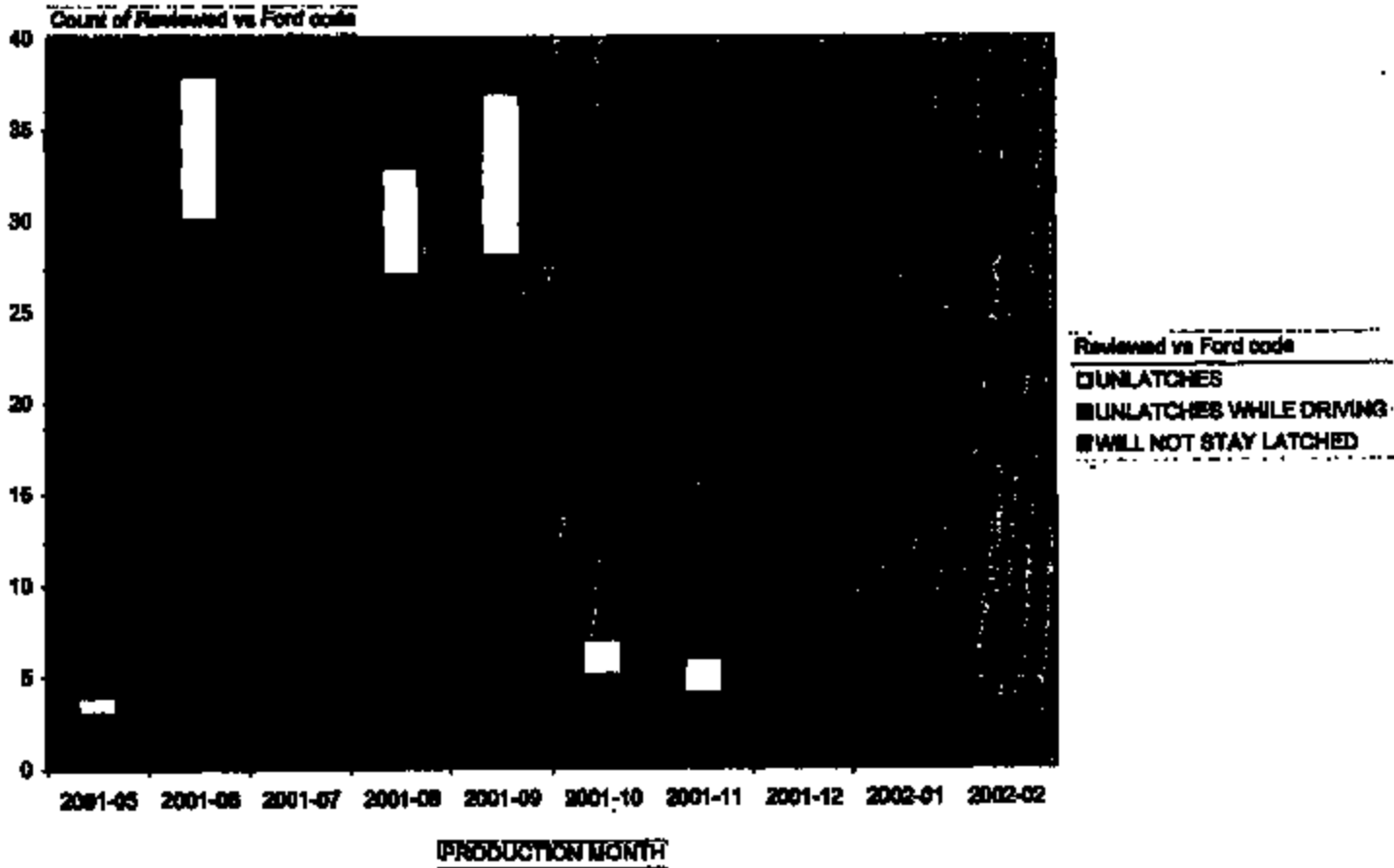
Full Bench Seat

Inspect	0.1
Inspect and Replace One (1) Seat Belt Buckle	0.5
Inspect and Replace Two (2) Seat Belt Buckle	0.8
Inspect and Replace Three (3) Seat Belt Buckle	0.8

Windstar

Bucket Seats

inspect	0.1
Inspect and Replace One (1) Seat Belt Buckle	0.5
Inspect and Replace Two (2) Seat Belt Buckle	0.7



RO04-011 10001

Mike Johnson warranty of vehicle using Ford codes

pivot Chart

7/15/02



Count of Reviewed vs Ford code	Reviewed vs Ford code			Grand Total	
	PRODUCTION MONTH	WILL NOT STAY LATCHED	UNLATCHES WHILE DRIVING UNLATCHES		
2001-05		3		1	4
2001-06		22	6	6	36
2001-07		5	2		7
2001-08		17	10	6	33
2001-09		11	17	9	37
2001-10		6		2	7
2001-11		2	2	2	6
2001-12		2			2
2002-01		2	5		7
2002-02		1			1
Grand Total		70	44	28	142

RC04-011 10002

Mike Johnson was manually checking Ford dates

pivot

7/15/02

07/15/2002

RNS-4G Buckle Work Plan

Below is a list of action items needed for discussion in the scheduled Ford conference call for 15 JUL02 at 2:30pm.

Actions

Contact Ford Warranty personnel to determine exact dates used, by Ford, to generate count of verbalisms for various earlines. Return search at TRW using these dates to ensure correlation between Ford and TRW data.
Responsible: Mike Johnson

Analyze 197 of 1167 warranty returns recently received at Mex/Ops. Cross-reference VIN's back to verbalisms and identify in chart focus as done on previous returns. Create new chart of all warranty returns showing buckle build date. The remaining 970 samples are a result of the recall (most are tagged as recall returns). Of the 970 remaining, cross-reference VIN's to verbalisms and analyze only those that are a match.
Responsible: Jose Dorado

Analyze 25 samples returned to 26 Mile Rd. by Bill Lee and Charles Clement 01JUL02. Cross-reference VIN's to verbalisms.
Responsible: Rob Ellis

Analyze 16 samples returned to 26 Mile Rd. received 1 JUL02. Cross-reference VIN's to verbalisms.
Responsible: Rob Ellis

Review all analyzed warranty parts that cross-reference with verbalisms to determine if tongue bending condition can be reproduced.
Responsible: Rob Ellis/Jose Dorado

Summarize all warranty parts analyzed at Mex/Ops and 26 Mile Rd. that cross-reference with verbalisms.
Responsible: Rob Ellis

Create chart that shows line rejects by date and overlay date of partness/component changes for review.
Responsible: Rob Ellis

RQ04-011 10574

- SC/CC DATA
- WHO IDENTIFIED
- CAPABILITY OF EACH PART.

RNS 4

RNS 4G

CPES??

7/27/01

COMPARISON OF S4 & S4G

- MATERIAL, COMPONENTS, ETC
- DESIGN DIFFERENCES

- FULL DESIGN REVIEW NEXT WEEK
- STACK UPS

- KEY LIFE TESTING -

- DV
- ES

- STACK-UP STUDY FROM GERMANY ON INITIAL DESIGN.

- FMEA

- TRANSLATION OF DRAWINGS?

- DID YOU START FROM DRAWING 0 AFTER TRANSLATION OF DRAWING AND ~~NEW~~ REVISED DESIGN.

- SYSTEMIC ROOT CAUSE

- LACK CONTROL OF TRANSLATED DESIGN DRAWINGS.
- STD. TRANSLATION PROCESS??

- REPORT W/ ALL SUPPLIERS OF A LATCHING BUCKLE.

- CAMPAIGN PREVENT

- TALK TO MIKE AMEN

- UPDATE CHECK SHEET. FAR SLOW INSERTION.

- MTG TO BE SCHEDULED NEXT WEEK

REDACTED

RQ04-011 M 0003

~~CONFIDENTIAL~~

From: Carone Jr., Jim (J.D.)
Sent: Monday, May 21, 2001 3:04 PM
To: Zychowicz, Julie (J.A.); Oswald, Greg (G.G.)
Cc: Nowakowicz, Roy (R.A.); Falshaw, Tom (T.M.)
Subject: FW: Buckle Containment

FYI

Jim Carone
Tough Truck - F-Series Restraints Supervisor
(313) 322-6483
Text Pager (313) 851-0657

-----Original Message-----

From: Dave Hennessey [mailto:Dave.Hennessey@trw.com]
Sent: Monday, May 21, 2001 1:27 PM
To: jcarone@ford.com
Cc: Bill Forbes; Dwight Hodges; Ed Pelczar
Subject: Buckle Containment

Jim,

To confirm our conversation earlier today, we have tested the 3 buckles from Friday with the Min/Max tongue here at 26 Mile and the samples were rejected. We will be sending these parts to the plant to confirm our results with the assembly line equipment, but preliminary information shows that the containment initiated from the Norfolk buckle issue would still hold for these buckles as well.

Buckle History:

Buckle #1: 2002 F8-96 IPP unit Regular cab 60/40 bench Driver side (Web Mount RNS-4G)

Buckle #2: 2001 F8-96 Supercab SIR Passenger buckle (pretensioner RNS-4G)
CQIS Report # 1EKGF001

Buckle #3: 2001 F8-96 Supercab SIR Driver buckle (pretensioner RNS-4G)
CQIS Report # 1EKGF002

Please contact me if you need additional information.
Thanks,

Dave Hennessey
TRW Occupant Safety Systems
Group Leader - F-Series
810-781-8172
810-786-7731 Fax

From: Jaeger, Sharon (S.A.)
Sent: Wednesday, June 20, 2001 10:28 AM
To: Parikh, Steve (S.L.); Mowser, Julie (L.A.); Castleberry, Brent (S.A.)
Cc: Castleberry, Brent (S.A.); Barstaban, Rosemary (R.); Carver, Norman (R.L.)
Subject: RE: TRW Seat Belts 01X80 ***LEAD***

Here is what we have for Attachment II at this point... we are proofing at this time and will re-send upon completion...



Attachment II 6 20
61.xls (26 ...)

Sharon Jaeger
Recall Parts Specialist
Parts Supply & Logistics
Ford Customer Service Division
Ph. 734-823-8288
Fax 734-288-1188
Text/Pager 734-862-0750
sjaeger@ford.com

-----Original Message-----
From: Parikh, Steve (S.L.)
Sent: Wednesday, June 20, 2001 10:01 AM
To: Carver, Norman (R.L.); Barstaban, Rosemary (R.); Jaeger, Sharon (S.A.)
Cc: Castleberry, Brent (S.A.)
Subject: RE: TRW Seat Belts 01X80 ***LEAD***

Hi Norm,
Hope the training is going well.
The 'one pager' is held in reserve - only to be used if absolutely necessary.
I hope we'll be able to go out a full dealer bulletin on Monday as we've discussed. Assuming that's the case, there must be input from PS&L in the attachment II. Even if it's just to state that parts are not available currently and that a plan is under development. Needless to say, the more information we can provide about parts, the better.

Regards,

Steve Parikh
Recall/Service Programs, FCSD
Suite 801 OSC II; (313) 248-7810

-----Original Message-----
From: Carver, Norman (R.L.)
Sent: Wednesday, June 20, 2001 9:33 AM
To: Barstaban, Rosemary (R.); Parikh, Steve (S.L.); Jaeger, Sharon (S.A.)
Subject: RE: TRW Seat Belts 01X80 ***LEAD***
Importance: High

ROSE: Have Larry Yales put msg w/ the code 5 that "parts are not available". If we don't do this, the calls will go to Fanklin. Once you get a handle on this week's releases and rebalances, check again w/TRW to confirm what plans they have next week & whether we can influence or not. If not, for week 3 build I want TRW to know

they must build to our schedule.

SHARON: If you believe you're at a 90% or greater solution, send attach II into to Steve Parikh and Julie. Also send list, once proofed by you and Todd, to Dave Hennessey and tell him this is what we're putting in the dealer notification (sans the engineering numbers which I assume you have in your list for TRW).

STEVE: DO NOT include the attach II in your dealer notification--don't know whether you've done the 1 pager or not. However, we have 0 certified parts and are not in position to address them currently. 2nd question, why aren't we testing the units at port (50,000 units?). It will take many weeks to spare 100,000 buxides for the export units when max they should need is 25,000--assuming 1 in 4 reject rate. If they tested the vehicles, they could provide a list and we would have a better chance of supporting.

-----Original Message-----
From: Berdick, Rosemary (R.)
Date: Wednesday, June 20, 2001 9:42 AM
To: Parikh, Steve (S.S.)
Cc: Carver, Norman (N.R.); Berdick, Rosemary (R.)
Subject: TRW Seat Belts 0280

Still verifying part numbers. Zero parts available at this time and all being put on "Code 5".

Rosemary Berdick
OSF/Recall Parts Specialist
rberdick@ford.com
phone 734-298-0818
fax 734-298-1166
text pager 734-297-1804
cube 1515C

Attachment H

Vehicle	Color	Part Number LH	Part Number RH
Crown Vic Grand Marquis	Denim	1W7Z-5461202-AAD	1W7Z-5461202-AAD
	Lt. Parch	1W7Z-5461202-AAA	1W7Z-5461202-AAA
	Med. Parch	1W7Z-5461202-AAC	1W7Z-5461202-AAC
	Med. Graphite	1W7Z-5461202-AAB	1W7Z-5461202-AAB
	Black	1W7Z-5461202-AAE	1W7Z-5461202-AAE
Lincoln Town Car	Denim	1W1Z-5461202-AAA	1W1Z-5461202-AAA
	Med/Lt Par	1W1Z-5461202-AAD	1W1Z-5461202-AAD
	Med. Parch	1W1Z-5461202-AAB	1W1Z-5461202-AAB
	Med/Lt Gra	1W1Z-5461202-AAB	1W1Z-5461202-AAB
	Black	1W1Z-5461202-AAC	1W1Z-5461202-AAC
Windstar TIP Slide	Med. Parch	1F2Z-1661203-AAA	1F2Z-1661202-AAA
	Med. Graphite	1F2Z-1661203-AAB	1F2Z-1661202-AAB
Windstar Manual	Med. Parch	1F2Z-1661203-BAA	1F2Z-1661202-AAA
	Med. Graphite	1F2Z-1661203-BAB	1F2Z-1661202-AAB
Ranger	Black	1L5Z-1061203-AAA	1L5Z-1061202-AAA
Excursion Bucket 40/20/40	Med. Graphite	1C3Z-2561203-BAC	1L7Z-7861202-AAB
	Med. Parch	1C3Z-2561203-BAA	1L7Z-7861202-AAA
	Med. Graphite	1C3Z-2561203-CAC	1L7Z-7861202-AAB
	Med. Parch	1C3Z-2561203-CAA	1L7Z-7861202-AAA
Expedition Navigator Bucket/Manual	Med Parch	1L7Z-7861203-AAF	1L7Z-7861202-AAA
	Dk Graphite	1L7Z-7861203-AAG	1L7Z-7861202-AAC
	Med. Graphite	1L7Z-7861203-AAH	1L7Z-7861202-AAB
Expedition Navigator Bucket/Pwr	Med Parch	1L7Z-7861203-BAA	1L7Z-7861202-BBD
	Dk Graphite	1L7Z-7861203-BAC	1L7Z-7861202-BAD
	Med Graphite	1L7Z-7861203-BAB	1L7Z-7861202-BAC
	Black		1L7Z-781202-BAA
Expedition Navigator Bucket/Pwr	Med Parch	1L7Z-7861203-CAA	1L7Z-7861202-BAB
	Dk Graphite	1L7Z-7861203-CAC	1L7Z-7861202-BAD
	Med Graphite	1L7Z-7861203-CAB	1L7Z-7861202-BAC
	Black		1L7Z-7861202-BAA
Expedition Navigator 60/40 Bench	Med Parch	1L7Z-7861203-CAA	1L7Z-78612B18-AAA
	Dk Graphite	1L7Z-7861203-CAC	1L7Z-78612B18-AAB
	Med Graphite	1L7Z-7861203-CAB	1L7Z-78612B18-AAC
F-Series O/8500 Harley Davidson Crew Cab/Bench	Med.Parch	1L7Z-7861203-CAA	1L7Z-7861202-BAB
	Med. Graphite	1L7Z-7861203-CAC	1L7Z-7861202-BAC
	Dk. Graphite	1L7Z-7861203-CAB	1L7Z-7861202-BAD
	Black	1L7Z-7861203-CAD	1L7Z-7861202-BAA
F-Series O/8500 Harley Davidson Crew Cab 60/40 Bench	Mid. Parch	1L7Z-7861203-CAA	1L7Z-78612B18-AAA
	Med.Graphite	1L7Z-7861203-CAB	1L7Z-78612B18-AAB
	Dk.Graphite	1L7Z-7861203-CAC	1L7Z-78612B18-AAC

Attachment

Vehicle	Color	Part Number LH	Part Number RH
F-Series O/8500 Harley Davidson Crew Cab Bucket	Med.Parch Dk.Graphite Dk.Graphite Black	1L7Z-7861203-CAA 1L7Z-7861203-CAC 1L7Z-7861203-CAB 1L7Z-7861203-CAD	1L7Z-7861202-BAB 1L7Z-7861202-BAD 1L7Z-7861202-BAC 1L7Z-7861202-BAA
F-Series U/8500 Reg Cab Bench	N/A	N/A	N/A
F-Series U/8500 Reg Cab 40/20/40 Bench	Med. Graph Med.Parch	1C3Z-2561203-BAC 1C3Z-2561203-BAA	1L7Z-7861202-AAB 1L7Z-7861202-AAA
F-Series U/8500 Reg Cab Bucket	Med. Graph Med.Parch	1C3Z-2561203-CAC 1C3Z-2561203-CAA	1L7Z-7861202-AAB 1L7Z-7861202-AAA
F-Series U/8500 Crew Cab Bench	N/A	N/A	N/A
F-Series U/8500 Crew Cab 40/20/40 Bench	Med. Graph Med.Parch	1C3Z-2561203-BAC 1C3Z-2561203-BAA	1L7Z-7861202-AAB 1L7Z-7861202-AAA
F-Series U/8500 Crew Cab Bucket	Med. Graph Med.Parch	1C3Z-2561203-CAC 1C3Z-2561203-CAA	1L7Z-7861202-AAB 1L7Z-7861202-AAA
F-Series U/8500 Supercab Bench		N/A	N/A
F-Series U/8500 Supercab SIR 60/40 Bench	Black	1C3Z-2861203-AAA	1L3Z-1861202-AAA
F-Series U/8500 Supercab SIR Bucket	Black	1C3Z-2861203-AAA	1L3Z-1861202-AAA
F-Series U/8500 Reg Cab Bench	Med.Parch Med.Graphite Dk.Graphite	1L3Z-15612B19-AAD 1L3Z-15612B19-AAB 1L3Z-15612B19-AAF	1L3Z-15612B18-AAA 1L3Z-15612B18-AAB 1L3Z-15612B18-AAC
F-Series U/8500 Reg Cab 60/40 Bench Pwr	Med.Parch. Med.Graphite Dk.Graphite	1L3Z-1561203-BAB 1L3Z-1561203-BAA 1L3Z-1561203-BAC	1L3Z-15612B18-AAA 1L3Z-15612B18-AAB 1L3Z-15612B18-AAC
F-Series U/8500 Reg Cab 60/40 Bench Manual	Med.Graphite Med.Parch. Dk.Graphite	1L3Z-1561203-AAB 1L3Z-1561203-AAA 1L3Z-1561203-AAC	1L3Z-15612B18-AAB 1L3Z-15612B18-AAA 1L3Z-15612B18-AAC
F-Series U/8500 Reg Cab Bucket Pwr	Med.Graphite Med.Parch. Dk.Graphite	1L3Z-1561203-BAB 1L3Z-1561203-BAA 1L3Z-1561203-BAC	1L3Z-1561202-AAD 1L3Z-1561202-AAB 1L3Z-1561202-AAC

Attachment II

Vehicle	Color	Part Number LH	Part Number RH
F-Series U/S500 Reg Cab Bucket Manual	Med.Graphite Med.Parch. Dk.Graphite	1L3Z-1561203-AAB 1L3Z-1561203-AAA 1L3Z-1561203-AAC	1L3Z-1561202-AAD 1L3Z-1561202-AAE 1L3Z-1561202-AAC
F-Series Supercab Bench	Med.Parch. Med.Graphite Dk.Graphite	1L3Z-78612B19-AAA 1L3Z-78612B19-AAB 1L3Z-78612B19-AAC	1L3Z-15612B18-AAA 1L3Z-15612B18-AAB 1L3Z-15612B18-AAC
F-Series Supercab SIR 60/40 Bench/Bucket	Black Black	1L3Z-1861203-AAA 1L3Z-1861203-AAA	1L3Z-1861202-AAA 1L3Z-1861202-AAA

MEETING MINUTES

5125701

- BOJLSON DUT
- KCAP
- OAKVILLE
- KFP
- CANTON
- STAP
- TWIN CITIES
- OTT
- MTP
- WIXOM
- NORFOLK
- STEPHAN SWENBY

JCI
 TRU & MICHRO
 REYNOSA PLANT
 LOR
 COCE STA

PLANNING

NETL
WHITTON

6 GREEN
BRIDGES
TOTAL

STA - IN ROUTE
TO REYNOSA

After Meeting ~ 2:00

NORFOLK - 5/03 FIRST NORFOLK EVENT.

TEST PROCEDURES - REVISED (LARGED BRIDGE ON PUN BATTON)

TRU - MIN/MAX TONGUE (SPRINKLED ABOUT LAST NIGHT)
~ 210 UNITS - 11 FAILURES -

NORFOLK 6 OUT OF VEHICLE
USE MIN/MAX 1 W/ CARRED BRIDGE
TONGUE. (164011) 4/19/01

RED PUN STAY RECEIVED

(TWIN CITIES) WIXOM - 300 UNITS 0 DEFECTS
 STAP - 100 YARD 0 DEFECTS
 200 IN SYSTEM

(MIN/MAX) KCAP - 100 UNITS NEW OBJECT.

5/3 DEFECTS
347 UNITS 0 DEFECTS

SHIPPER INFO

ARBILL 48074 AAMING
~ ADRIAL PUT

TWIN CITIES -
 MTP -
 OTT - 200 UNITS (PUT 1/4 BAY ARE)
 KFP - 264 UNITS W/MAX. TONGUE OBJECT

OAKVILLE - WAITING FOR TONGUE

22K08

WORK AHEAD - MUST CONTINUE FOR GAGES. (MAX/MIN) TONGUE
 (756) 632-2113 EXT. 2425
 956-491-9932
 12-7 PM
 4/PLANTS

BLZ 10733

X McALEEN WIXOM/USE SIDEC

TRW GAGE TOOL SIGNOFF SHEET

Please sign below to indicate that you have taken a gage tool for use in checking your specific vehicle lines for the TRW buckle issue. You are fully responsible for your tool once you have signed.

Name:

Date:

Nitin B Desai

7/17/01

MATT SPAHN

7/23/01

Joe Cicchelli

7/26/01

FRANSACI

7/26/01

From: Robert Ellis (Robert.Ellis@trw.com)
Sent: Friday, October 11, 2002 11:01 AM
To: jzychowi@ford.com; mwilkins@ford.com
Subject: Fwd: Life Cycle Testing- FORD Type 1 Buckles.



Life Cycle Testing-
FORD Type ... FYI

R. Ellis
Product Performance Manager
ph: (586) 786-7604
fax: (586) 781-7279
robert.ellis@trw.com



Count of Reviewed vs Ford code PRODUCTION MONTH	Reviewed vs Ford code			Grand Total
	WILL NOT STAY LATCHED	UNLATCHES WHILE DRIVING	UNLATCHES	
2001-05	3		1	4
2001-06	22	8	8	38
2001-07	5	2		7
2001-08	17	10	6	33
2001-09	11	17	9	37
2001-10	5		2	7
2001-11	2	2	2	6
2001-12	2			2
2002-01	2	5		7
2002-02	1			1
Grand Total	70	44	28	142

RC04-011 10184

MikeJohnsonwarrantycheckusingForddates.xls

pivot

12/10/2004







400 100












RQ04-011 10193




RQ04-011 10194

























From: Robert Ellis [Robert.Ellis@trw.com]
Sent: Monday, July 15, 2002 12:18 PM
To: jzyehow@ford.com
CC: Bill Forbes; Charlie Staffens; Chris Gorton; Ed Schlapa; Jim McGowan; John Payne
Subject: Data for today's conf. call



RMS-4G Workplan
101102.doc (22...



Warranty analysis
1167.ppt(pwrtd...



warranty analysis
1167(pwrchms)...



Warrantyanalysis25pc
s(013102).xls...



Warrantyanalysis15pc
s11R02.xls...



Mikajohnsonwarrant
tycheckingf...



Analyzed cross ref
wvrbetins...

Julie

Please find attached, the files for today's discussion at 2:30pm. Please forward to the appropriate persons at ford prior to the meeting. With Bill and Jim out of the office, I have no way of finding E-mail addresses. Also note the last attachment (Analyzed cross ref wvrbetins) is work in progress and is still being updated. I will send a later copy after the meeting.

* *

Thank you in advance.

R.Ellis
Group Leader
Product Application Engineering
ph: (586) 786-7604
fax: (586) 781-7279
robert.ellis@trw.com

12/10/2004

RNS-4G Buckle Work Plan

Below is a list of action items needed for discussion in the scheduled Ford conference call for 15 JL02 at 2:30pm.

Actions

Contact Ford Warranty personnel to determine exact dates used, by Ford, to generate count of verbatims for various outlines. Run search at TRW using these dates to ensure correlation between Ford and TRW data.
Responsible: Mike Johnson

Analyze 197 of 1167 warranty returns recently received at Mex/Ops. Cross-reference VIN's back to verbatims and identify in chart form as done on previous returns. Create new chart of all warranty returns showing buckle build date. The remaining 970 samples are a result of the recall (most are tagged as recall returns). Of the 970 remaining, cross-reference VIN's to verbatims and analyze only those that are a match.
Responsible: Jose Dorado

Analyze 25 samples returned to 26 Mile Rd. by Bill Lee and Charles Clement 01JL02. Cross-reference VIN's to verbatims.
Responsible: Rob Ellis

Analyze 16 samples returned to 26 Mile Rd. received 11JL02. Cross-reference VIN's to verbatims.
Responsible: Rob Ellis

Review all analyzed warranty parts that cross-reference with verbatims to determine if tongue biting condition can be reproduced.
Responsible: Rob Ellis/Jose Dorado

Summarize all warranty parts analyzed at Mex/Ops and 26 Mile Rd. that cross-reference with verbatims.
Responsible: Rob Ellis

Create chart that shows line rejects by date and overlay date of process/component changes for review.
Responsible: Rob Ellis

RQ04-011 10238

12/10/2004

RQ04-011 10230

Global Buckles Warranties Matrix

Post Cut OIT Data (2/20/01)

(Total 200)

	TWV LOG No	PCRD Ver #	WEEK	YEAR	TWV ANALYSIS	Markings from Logfile
1	4891	2889	26	01	Fail min tongue	does not operate properly/other restraint troubles
2	4728	1128	28	01	Fail min tongue	does not operate properly/other restraint troubles
3	4875	8188	26	01	OK, no latching problem	does not operate properly/other restraint troubles
4	8080	8089	24	1	Damaged, witness mark of incomplete handling	electrical/other bag belt collision troubles
5	4925	36820	24	1	Damaged, witness mark of incomplete handling	does not operate properly/belt coil Annual trouble
6	4848	29484	24	1	Damaged, witness mark of incomplete handling	air bag warning light troubles
7	4284	21770	24	1	Damaged, witness mark of incomplete handling	Burned air/bag warning light troubles
8	4843	80064	24	1	Damaged, witness mark of incomplete handling	does not operate properly/temporary
9	4845	11M888M701Y	24	1	Foreign particle in the belt mechanism	does not operate properly/other restraint troubles
10	sp-4	2489	24	1	OK, no latching problem	does not operate properly/air bag warning light troubles
11	4800	24839	24	1	OK, no latching problem	does not operate properly/other restraint troubles
12	4851	22820	24	1	OK, no latching problem	Brown liquid/air bag warning light troubles
13	sp-4	22807	24	1	OK, no latching problem	does not operate properly/belt coil collision troubles
14	5114	21528	24	1	OK, no latching problem	air bag warning light troubles
15	4898	89424	24	1	OK, no latching problem	does not operate properly/belt coil Annual trouble
16	5479	28476	24	1	OK, no latching problem	open air/bag warning light troubles
17	5071	28823	24	1	OK, no latching problem	does not operate properly/other restraint troubles
18	5837	20349	24	1	OK, no latching problem	other restraint issues troubles
19	4824	21848	24	1	OK, no latching problem	does not operate properly/air bag warning light troubles
20	4648	39388	24	1	OK, no latching problem	does not operate properly/light not working-vehicle
21	4388	91408	24	1	OK, no latching problem	air bag warning light troubles
22	5848	39388	24	1	OK, no latching problem	other restraint troubles
23	4857	1FMBJLJRW81	24	1	OK, no latching problem	does not operate properly/other restraint troubles
24	4468	SLMELM7P21	24	1	OK, no latching problem	does not operate properly/other restraint troubles
25	4821	24839	24	1	Damaged, witness mark of incomplete handling	open circuit/other warning light/issue troubles/vehicle
26	5004	20090	26	1	Damaged, witness mark of incomplete handling	electrical/other bag belt collision troubles
27	5434	7910	26	1	OK, no latching problem	does not operate properly/air bag warning light troubles
28	4888	29185	26	1	OK, no latching problem	does not operate properly/air bag warning light troubles
29	4726	46428	26	1	OK, no latching problem	belt belt collision troubles
30	4441	49894	26	1	OK, no latching problem	does not operate properly/other restraint troubles
31	4857	48372	26	1	OK, no latching problem	does not operate properly/air bag warning light troubles
32	4388	88323	26	1	OK, no latching problem	does not operate properly/air bag warning light troubles
33	4888	1FMBJLJRW21	26	1	OK, no latching problem	does not operate properly/temporary
34	4847	1FMBJLJRW1E	26	1	OK, no latching problem	does not operate properly/temporary
35	5418	1FTYR14WV1	26	1	OK, no latching problem	does not operate properly/other restraint troubles
36	4887	87092	26	1	Damaged, witness mark of incomplete handling	air bag warning light troubles
37	4887	87123	26	1	Foreign particle in the belt mechanism	does not operate properly/belt coil Annual trouble

RC004-011 10240

	TRAF LOG No	FORD VIN #	WEEK	YEAR	TRAF ANALYSIS	Malfunction from users
38	8018	84488	28	1	Foreign particle in the bid mechanism	open circuit/air bag warning light trouble
39	8112	1PTW17W81M282748	28	1	Foreign particle in the bid mechanism	does not operate properly/belt cut/air bag trouble
40	4408	8580	28	1	OK, no locking problem	does not operate properly/air bag warning light trouble
41	8777	18884	28	1	OK, no locking problem	does not operate properly/air bag warning light trouble
42	8953	77825	28	1	OK, no locking problem	does not operate properly/air bag warning light trouble
43	4788	38808	28	1	OK, no locking problem	does not operate properly/air bag warning light trouble
44	4894	18821	28	1	OK, no locking problem	does not operate properly/air bag warning light trouble
45	4832	80384	28	1	OK, no locking problem	does not operate properly/air bag warning light trouble
46	4886	43048	28	1	OK, no locking problem	does not operate properly/air bag warning light trouble
47	sp-25	48816	28	1	OK, no locking problem	does not operate properly/air bag warning light trouble
48	sp-5	47812	28	1	OK, no locking problem	does not operate properly/air bag warning light trouble
49	4873	68884	28	1	OK, no locking problem	does not operate properly/air bag warning light trouble
50	4887	58828	28	1	OK, no locking problem	does not operate properly/air bag warning light trouble
51	8088	67888	28	1	OK, no locking problem	does not operate properly/air bag warning light trouble
52	4532	88842	28	1	OK, no locking problem	does not operate properly/air bag warning light trouble
53	4783	78888	28	1	OK, no locking problem	air bag warning light trouble
54	sp-18	78854	28	1	OK, no locking problem	does not operate properly/air bag warning light trouble
55	4884	88848	28	1	OK, no locking problem	does not operate properly/air bag warning light trouble
56	4848	88888	28	1	OK, no locking problem	open circuit/air bag warning light trouble
57	4588	88728	28	1	OK, no locking problem	does not operate properly/air bag warning light trouble
58	sp-28	88754	28	1	OK, no locking problem	does not operate properly/air bag warning light trouble
59	sp-15	88884	28	1	OK, no locking problem	does not operate properly/air bag warning light trouble
60	4788	88718	27	1	Foreign particle in the bid mechanism	does not operate properly/air bag warning light trouble
61	4888	48488	27	1	Foreign particle in the bid mechanism	does not operate properly/air bag warning light trouble
62	4838	84184	26	1	Damaged, witness mark of incomplete heading	broken circuit/air bag warning light trouble
63	8918	88888	25	1	Damaged, witness mark of incomplete heading	does not operate properly/air bag warning light trouble
64	sp-31	88882	25	1	Damaged, witness mark of incomplete heading	broken, cracked
65	sp-18	88882	25	1	Damaged, witness mark of incomplete heading	air bag warning light trouble
66	4878	18848	25	1	Foreign particle in the bid mechanism	does not operate properly
67	8188	84888	25	1	Foreign particle in the bid mechanism	does not operate properly/air bag warning light trouble
68	4817	14488	25	1	OK, no locking problem	does not operate properly/air bag warning light trouble
69	4418	88188	25	1	OK, no locking problem	broken/circuit/air bag warning light trouble
70	4888	88784	25	1	OK, no locking problem	does not operate properly/air bag warning light trouble
71	8887	88888	25	1	OK, no locking problem	does not operate properly/air bag warning light trouble
72	4884	88788	25	1	OK, no locking problem	burned circuit/air bag warning light trouble
73	8386	88888	25	1	OK, no locking problem	broken/circuit/air bag warning light trouble
74	4818	81788	25	1	OK, no locking problem	does not operate properly/air bag warning light trouble
75	4888	88888	25	1	OK, no locking problem	does not operate properly/air bag warning light trouble
76	4888	88888	25	1	OK, no locking problem	does not operate properly/air bag warning light trouble
77	4881	88878	25	1	Damaged, witness mark of incomplete heading	does not operate properly/air bag warning light trouble

FOUO-011 10241

	TWF LDO No	FORM VSN #	WEEK	YEAR	TWF ABAL VSN	Violation from users
79	488	8032	29	1	Damaged, witness mark of inappropriate handling	does not operate properly/bag warning light troubles
79	488	103475	29	1	Damaged, witness mark of inappropriate handling	open circuit/bag warning light troubles
80	525	1PTFR142077	30	1	Foreign particle in the bid. mechanism	does not operate properly/bag warning light troubles
81	6199	12626	29	1	OK, no latching problem	does not operate properly/bag warning light troubles
82	4445	28517	28	1	OK, no latching problem	does not operate properly/bag warning light troubles
83	4943	42313	29	1	OK, no latching problem	does not operate properly/bag warning light troubles
84	82-4	48635	28	1	OK, no latching problem	does not operate properly/bag warning light troubles
85	5300	61881	29	1	OK, no latching problem	does not operate properly/bag warning light troubles
86	4993	80845	29	1	OK, no latching problem	does not operate properly/bag warning light troubles
87	4947	78016	29	1	OK, no latching problem	does not operate properly/bag warning light troubles
88	5398	78083	29	1	OK, no latching problem	does not operate properly/bag warning light troubles
89	4482	89246	28	1	OK, no latching problem	does not operate properly/bag warning light troubles
90	4828	851108	29	1	OK, no latching problem	does not operate properly/bag warning light troubles
91	4474	21929	30	1	Damaged, witness mark of inappropriate handling	does not operate properly/bag warning light troubles
92	sp-14	33981	30	1	Damaged, witness mark of inappropriate handling	does not operate properly/bag warning light troubles
93	2812	09989	30	1	Damaged, witness mark of inappropriate handling	open circuit/bag warning light troubles
94	4787	14879	30	1	Foreign particle in the bid. mechanism	does not operate properly/bag warning light troubles
95	4860	2MCFR275H62	30	1	Foreign particle in the bid. mechanism	does not operate properly/bag warning light troubles
96	4845	2MCFR275H62	30	1	Foreign particle in the bid. mechanism	does not operate properly/bag warning light troubles
97	4708	2MCFR275H62	30	1	Foreign particle in the bid. mechanism	does not operate properly/bag warning light troubles
98	4843	18225	30	1	OK, no latching problem	does not operate properly/bag warning light troubles
99	4807	31428	30	1	OK, no latching problem	does not operate properly/bag warning light troubles
100	sp-10	34827	30	1	OK, no latching problem	does not operate properly/bag warning light troubles
101	4827	32873	30	1	OK, no latching problem	does not operate properly/bag warning light troubles
102	8134	36888	30	1	OK, no latching problem	does not operate properly/bag warning light troubles
103	4880	40524	30	1	OK, no latching problem	does not operate properly/bag warning light troubles
104	5008	46089	29	1	OK, no latching problem	does not operate properly/bag warning light troubles
105	4887	2FMZAB14211	30	1	OK, no latching problem	does not operate properly/bag warning light troubles
106	4305	2FMZAB14411	30	1	OK, no latching problem	does not operate properly/bag warning light troubles
107	4821	8889	31	1	Damaged, witness mark of inappropriate handling	does not operate properly/bag warning light troubles
108	4879	8448	31	1	OK, no latching problem	does not operate properly/bag warning light troubles
109	8283	8059	31	1	OK, no latching problem	does not operate properly/bag warning light troubles
110	4823	18225	31	1	OK, no latching problem	does not operate properly/bag warning light troubles
111	sp-2	27925	31	1	OK, no latching problem	does not operate properly/bag warning light troubles
112	sp-30	31686	31	1	OK, no latching problem	does not operate properly/bag warning light troubles
113	sp-7	31883	31	1	OK, no latching problem	does not operate properly/bag warning light troubles
114	3301	48989	31	1	OK, no latching problem	does not operate properly/bag warning light troubles
115	4829	53014	31	1	OK, no latching problem	does not operate properly/bag warning light troubles
116	sp-30	32923	31	1	OK, no latching problem	does not operate properly/bag warning light troubles
117	4838	89185	31	1	OK, no latching problem	temporary

TBW LOG No	FORD VIN #	WEEK	YEAR	TBW ANALYSIS	Verbatim from team	
118	8044	81807	31	1	Ok, no latching problem	ball coil/arrow trouble
119	4781	80876	31	1	Ok, no latching problem	lower Amsted/air bag warning light trouble
120	sp-37	1PTRK1MLJ1M	31	1	Ok, no latching problem	other exhaust trouble
121	8489	18839	32	1	Foreign particle in the ball mechanism	flow in motor/airbag warning light trouble
122	4886	23819	33	1	Foreign particle in the ball mechanism	stake Amsted/airbag warning light trouble
123	4887	77679	33	1	Foreign particle in the ball mechanism	does not operate properly/other indicator/warning light trouble
124	4798	418	33	1	Ok, no latching problem	does not operate properly/other indicator/warning light trouble front pass
125	8488	4888	33	1	Ok, no latching problem	air bag warning light trouble
126	sp-38	48815	33	1	Ok, no latching problem	other exhaust trouble
127	4888	83871	33	1	Ok, no latching problem	does not operate properly/other indicator/warning light trouble
128	sp-39	77430	33	1	Ok, no latching problem	light not working indicator
129	sp-17	81210	33	1	Ok, no latching problem	does not operate properly/other indicator/warning light trouble
130	4778	81687/84888	33	1	Ok, no latching problem	stake Amsted/airbag warning light trouble
131	8848	81888/77688/83888	33	1	Ok, no latching problem	does not operate properly/other indicator/warning light trouble
132	4881	83838	33	1	Full rim tongue (flat)	does not operate properly/other indicator/warning light trouble
133	8884	81488	33	1	Full rim tongue (flat)	stake Amsted/airbag warning light trouble
134	8888	1F68U48F18	33	1	Full rim tongue (flat)	broken, checked other related latching
135	8184	8284	33	1	Ok, no latching problem	does not operate properly/other indicator/warning light trouble
136	8888	8888	33	1	Ok, no latching problem	does not operate properly/other indicator/warning light trouble
137	4788	13188	33	1	Ok, no latching problem	does not operate properly/other indicator/warning light trouble
138	4882	24182	33	1	Ok, no latching problem	improperly adjusted/other indicator/warning light trouble
139	4798	82837	33	1	Ok, no latching problem	does not operate properly/other indicator/warning light trouble
140	4873	83845	33	1	Ok, no latching problem	does not operate properly
141	4848	18887	34	1	Damaged, witness mark of improper handling	does not operate properly/other indicator/warning light trouble
142	4444	83845	34	1	Damaged, witness mark of improper handling	broken, checked
143	8811	1F68U48F18	34	1	Foreign particle in the ball mechanism	does not operate properly/other indicator/warning light trouble
144	4881	81888/83888/85888	34	1	Foreign particle in the ball mechanism	stake Amsted/airbag warning light trouble
145	4884	83831	34	1	Ok, no latching problem	does not operate properly/other indicator/warning light trouble
146	4881	83881	34	1	Ok, no latching problem	does not operate properly/other indicator/warning light trouble
147	4821	83838	34	1	Ok, no latching problem	other exhaust trouble
148	4873	83815	34	1	Ok, no latching problem	does not operate properly/other indicator/warning light trouble
149	8882	70847	34	1	Ok, no latching problem	indicator/warning light ball coil/arrow trouble
150	4478	1F68U48F18	34	1	Ok, no latching problem	indicator/warning light ball coil/arrow trouble
151	8872	1F68U41888	35	1	Foreign particle in the ball mechanism	does not operate properly/other indicator/warning light trouble
152	4881	83888	35	1	Ok, no latching problem	does not operate properly/other indicator/warning light trouble
153	4841	41781	35	1	Ok, no latching problem	does not operate properly/other indicator/warning light trouble
154	4888	41882	35	1	Ok, no latching problem	does not operate properly/other indicator/warning light trouble
155	8881	73870	35	1	Ok, no latching problem	does not operate properly/other indicator/warning light trouble
156	8888	1F68U41888	35	1	Ok, no latching problem	does not operate properly/other indicator/warning light trouble
157	4788	83841	35	1	Damaged, witness mark of improper handling	does not operate properly/other indicator/warning light trouble

RC04-011 10243

TRW LOG No	FORD VIN #	WEEK	YEAR	TRW ANALYSIS	Verbatim from users	
155	8908	4988	35	1	Foreign particle in the bid. mechanism	does not operate properly/belt not Arcoil trouble
156	5441	8070	35	1	Foreign particle in the bid. mechanism	broken Arcoil/Temporary
159	4681	2168	35	1	OK, no itching problem	does not operate properly/Temporary
161	4485	1787	35	1	OK, no itching problem	does not operate properly/bag wearing left trouble
162	5051	23412	35	1	OK, no itching problem	open shroud/bag wearing light trouble
163	5478	30788	35	1	OK, no itching problem	does not operate properly/bag wearing trouble
164	3941	78821	35	1	OK, no itching problem	does not operate properly
165	4080	42545	37	1	Full air hangup (bag)	does not operate properly/bag wearing trouble
166	4044	34881	37	1	Foreign particle in the bid. mechanism	does not operate properly/bag wearing trouble
167	4885	18545	38	1	OK, no itching problem	does not operate properly/belt not Arcoil trouble
168	4528	52872	38	1	OK, no itching problem	broken Arcoil/Temporary
169	5015	47801	39	1	Delayed, wrong mark of inappropriate handling	broken Arcoil/Temporary
170	42-54	28088	40	1	Foreign particle in the bid. mechanism	does not operate properly/belt not Arcoil trouble
171	4657	48218	40	1	OK, no itching problem	does not operate properly/Temporary
172	3057	1F12P12811	40	1	OK, no itching problem	does not operate properly/bag wearing trouble
173	4778	32138	41	1	Foreign particle in the bid. mechanism	does not operate properly/belt not Arcoil trouble
174	4784	28130	41	1	Foreign particle in the bid. mechanism	does not operate properly
175	4672	31957	42	1	Delayed, wrong mark of inappropriate handling	other indicator/bag wearing light trouble
176	sp-5	68558	43	1	OK, no itching problem	broken/bag wearing trouble
177	8488	88164	43	1	OK, no itching problem	does not operate properly/belt not Arcoil trouble
178	4683	2382P1746122	47	1	Foreign particle in the bid. mechanism	does not operate properly/belt not Arcoil trouble
178	4871	48858	47	1	OK, no itching problem	broken, cracked other material trouble
180	4657	2382P1746122	46	1	Foreign particle in the bid. mechanism	does not operate properly/Temporary
181	sp-81	34580	48	1	OK, no itching problem	does not operate properly/Temporary
182	5077	23263	48	1	OK, no itching problem	does not operate properly/Temporary
183	4655	28391	48	1	OK, no itching problem	open shroud/bag wearing light trouble
184	sp-12	35483	53	1	Foreign particle in the bid. mechanism	broken/belt not Arcoil - bag not used
185	4477	48760	53	1	Foreign particle in the bid. mechanism	does not operate properly/bag wearing left trouble
186	sp-13	40321	53	1	OK, no itching problem	broken/belt not Arcoil trouble
187	4881	1P165L10788	51	1	OK, no itching problem	broken/belt not Arcoil trouble
188	2480	18118	3	2	OK, no itching problem	does not operate properly/belt not Arcoil trouble
189	sp-1	18898	4	2	OK, no itching problem	does not operate properly/bag wearing left trouble
190	5127	61595	4	2	OK, no itching problem	does not operate properly/bag wearing left trouble
191	5498	98215	4	2	OK, no itching problem	does not operate properly/bag wearing left trouble
192	4978	84428	5	2	Delayed, wrong mark of inappropriate handling	open shroud/belt not Arcoil trouble
193	sp-5	89947	7	2	OK, no itching problem	ruptured assembly/belt not Arcoil trouble
194	sp-15	69373	7	2	OK, no itching problem	does not operate properly/bag wearing left trouble
195	5337	44828	8	2	OK, no itching problem	other material trouble
196	5138	87570	8	2	OK, no itching problem	does not operate properly/bag wearing left trouble
197	5128	54887	8	2	Delayed, wrong mark of inappropriate handling	open shroud/bag wearing left trouble

RC04-019 10244



	TRM/ LOG No	FORD VIN #	WEEK	YEAR	TRM ANALYSIS	Verbatim from users
198	ep-11	74054	2	2	OK, no leaking problem	locked/unlocked but still has trouble
199	5487	28290	14	2	OK, no leaking problem	does not operate properly but still has trouble
200	5481	28218	14	2	OK, no leaking problem	does not operate properly but still has trouble

RCM-011 10245

Post Cut Off Date (24/01)

Expedition Navigator	F165	F54-F60
1FMPU16L72L	1FTRW06820	1FTNW33F12
6LMEU27F62L	1FTRW06L02	1FTNW30F12
6LMEU27F62L	1FTRW06L02	1FTNW21B02
6LMEU27F72L	2FTRW07082	1FTSW31F42
6LMEU27F62L	1FTRW06L02	1FCK467F40
6LMEU27F62L	1FTRW06L22	1FTNW21F22
1FMRU17L72L	3FTRF17202	3FTNW21F32
1FMRU15W62L	3FTRF17242	1FTN030F22
1FMRU15W62L	2FTRF17202	1FTNW21F72
1FMRU15W62L	2FTRF06302	1FTNW21F02
1FMRU16L82L	2FTRF07212	1FTSW31L12
1FMRU116L42L	1FTRW07602	1FTSW31F02
1FMRU17L12L	1FTRF16W02	1FTSW31F02
1FMRU16L02L	1FTRF16222	1FTNW21F02
1FMRU16W02L	1FTRF17W02	1FTSW31F02
6LMPU26F42L	1FTRF17W02	1FTSW31F02
6LMPU26F42L	1FTRF17L02	1FTNW21F72
6LMEU27F62L	1FTRF17L32	1FTN21L02
6LMEU27F62L	1FTRF17202	1FTNW33B02
6LMEU27F62L	1FTRF17272	1FTNW33F02
1FMRU17L32L	1FTRF17222	1FTNW33F02
1FMRU17L32L	1FTRF17252	1FTNW33F02
1FMRU17L32L	1FTRF17242	1FTNW31F02
1FMRU17L42L	1FTRF17242	1FTSW31F72
1FMRU17L12L	1FTRF17212	1FTSW31F72
1FMRU15W62L	1FTRF07262	1FTSW31F02
1FMRU15W22L	1FTRF18L02	1FTN021F02
1FMRU16L32L	1FTRW06L02	1FTNW21L72
1FMRU16L82L	1FTRW06L02	1FTNW21L02
1FMRU16L22L	1FTRW06L02	1FTNW21F02
1FMRU16L32L	1FTRW06L02	1FTNW21F02
1FMRU14W32L	1FTRW06L22	1FTNW21F42
1FMRU16W52L	1FTRW06L22	1FTNW21F12
1FMRU16L32L	1FTRW06L02	1FTNW20L32
6LMPU26F02L	1FTRW06L12	1FTNW20F02
1FMRU17L52L	1FTRW06L12	1FTNW20F02
1FMRU16L32L	1FTRW06222	1FTNW20F02
1FMRU17L52L	1FTRW07L32	1FTN21L02
1FMRU16L02L	1FTRW07L82	3FTSW31F12
6LMPU26F32L	1FTRW07L82	3FTNW21F02
6LMEU27F72L	1FTRW07L52	1FTNW33F02
6LMEU27F12L	1FTRW07L22	1FTSW31B02
1FMRU17W02L	1FTRW07L12	1FTSW31F02
1FMRU17L32L	1FTRW07L12	1FTSW31F02
1FMRU17L02L	1FTRW07L12	1FTSW31F02
1FMRU15W02L	1FTRW07L02	1FTSW31F02
1FMRU16L62L	1FTRW07002	1FTSW31F02
1FMRU16L52L	1FTRW07002	1FTSW31F02
1FMRU16L02L	1FTRW07002	1FTSW31F02
1FMRU17W02L	1FTRW07002	1FTN02L02
1FMRU17W42L	1FTRW07002	1FTNW21B02
1FMRU17L72L	1FTRW07042	1FTNW21L02
1FMRU17L32L	1FTRW07042	1FTNW21F02
1FMRU16L42L	1FTRW07042	1FTNW21F02
1FMRU16L12L	1FTRW07032	1FTNW21F72