** SECTIONALS **

UNIT NO	SCTN NO	SIDE	SEQ NO	NAME AND CRASH STATUS	X	Y	Z
					INCHES		
			2	AFTER	130.49	-11.95	32.67
			3	AFTER	130.38	-12.96	36.69
			4	AFTER	131.77	-12.55	43.08
			5	AFTER	132.61	-12.25	46.28
			6	AFTER	133.54	-12.82	51.15
			7	AFTER	134.10	-13.28	55.70
			8	AFTER	129.56	-13.14	57.92
442	01			VERT SECT 20" AFT I/CL			
			1	AFTER	156.42	-31.94	13.01
			2	AFTER	156.41	-33.91	22.16
			3	AFTER	156.60	-34.21	25.28
			4	AFTER	156.36	-34.01	26.76
			5	AFTER	156.77	-33.67	31.60
			6	AFTER	157.25	-32.84	36.20
			7	AFTER	157.78	-31.98	38.66
			8	AFTER	158.13	-31.33	40.05
			9	AFTER	158.37	-30.98	40.71
			10	AFTER	158.79	-30.49	41.53
			11	AFTER	159.73	-26.68	57.10
			12	AFTER	160.64	-24.68	60.84
			13	AFTER	160.92	-23.82	59.96

ENTIRE PAGE CONFIDENTIAL
T-80731
111
CRTS 0011188

** SECTIONALS **

UNIT NO	SECTN NO	SIDE	SEQ NO	NAME AND CRASH STATUS	X	Y	Z
			14	AFTER	159.36	-21.15	40.96
			15	AFTER	159.57	-19.48	61.50
442	42			VERT SECT 20" AFT I/CL			
			1	AFTER	159.27	-28.07	27.18
			2	AFTER	159.44	-28.20	29.76
			3	AFTER	159.33	-28.22	32.38
			4	AFTER	159.25	-28.48	34.84
			5	AFTER	159.35	-28.16	37.85
			6	AFTER	159.48	-27.91	37.80
			7	AFTER	159.48	-28.04	40.26

CRTS 0011188

ENTIRE PAGE CONFIDENTIAL

** COMMENTS **

ANY AUTOMATICALLY GENERATED COMMENTS APPEAR IN THIS BOX:

THIS VEHICLE IS SET UP TO DESIGN ATTITUDE AND WHILE REPORTED IN ENGLISH UNITS, USES A METRIC PRINT ZERO. SUSPENSION COMPONENTS ARE NOT IN DESIGN POSITION. COORDINATES CAN BE CONVERTED TO DESIGN PRINT VALUES BY USING THE FOLLOWING: asking for a metric print-out or

TO CONVERT TO METRIC DESIGN PRINT VALUES: MULTIPLY BY 25.4.
TO CONVERT TO ENGLISH DESIGN PRINT VALUES:(for most DOMESTIC VEHICLES) SUBTRACT 78.74 (2000 MM) FROM THE X VALUE AND SUBTRACT 19.69 (500 MM) FROM THE Z VALUE.

*** THIS DIMENSION SYSTEM UTILIZES THE RIGHT HAND RULE ***
from Front of Vehicle FACING RENRWARD
+ = Rearward, Up, & Left (AMERICAN PASSENGER SIDE)
[Lateral Zero is Centerline of Vehicle]

XXXX THE " D " DIMENSION MEANS " INCHES CHANGED X Y Z " XXXX
XXX IS THE SCALAR (TRUE VALUE) DISTANCE CHANGE OF THE POINT XXX

REMINDER:: Paint a C/L stripe on tunnel from front seat to and including rear seat where applicable.

*** If this is a POLE IMPACT TEST, do NOT scribe cart edges. ***

ON SIDE IMPACTS FOR VEHICLES WITH A WHEELBASE OF 114 inches or less SCRIBE (4)VERTICAL LINES on side of impact from ROCKER TO BELT LINE at
(1) WHEELBASE C/L (2) 37" FORWARD OF WHEELBASE C/L
(3) 4" FORWARD OF WHEELBASE C/L (4) 39" REARWARD OF WHEELBASE C/L

ON SIDE IMPACTS FOR VEHICLES WITH A WHEEL BASE GREATER THAN 114 INCHES SCRIBE (4)VERTICAL LINES on side of impact from ROCKER TO BELT LINE at:
(1) 39" (2) 53" (3) 24" REARWARD OF FRONT AXLE CENTER LINE
(4) 8 WHEELBASE CENTER LINE

BELT LINE (EXTERIOR SECTION) LOCATED @ 1st INCREMENTED 50mm BODY LINE BELOW GLASS/WEATHERSTRIP

HIP LINE (EXTERIOR SECTION) LOCATED @ _____mm BODY LINE

CHARACTER LINE (EXTERIOR SECTION) LOCATED @ _____mm BODY LINE

ROCKER LINE (EXTERIOR SECTION) LOCATED @
1ST INCREMENTED 10mm BODY LINE BELOW DOOR OPENING

TIME AND DATE OF REPORT: 22-SEP-98 14:34:16 Page 1

** COMMENTS **

MAKE A LONGITUDINAL C/L ON THE OCCUPANT FRONT & REAR SEATS

SCRIBE A VERTICAL LINE ON THE LEFT & RIGHT ROOF TARGET 27.00" REARWARD OF THE FRONT EDGE OF THE MASTER CONTROL NOTCH OR CONTROL HOLE CENTER-LINE. ALSO, SCRIBE A HORIZONTAL LINE ON THE TARGETS 46.00" ABOVE THE TOP OF THE MASTER CONTROL NOTCH OR CONTROL HOLE CENTERLINE.

ANY COMMENTS ENTERED BY OPERATORS APPEAR BELOW THIS LINE:

****

UNIT 650 POINT DESCRIPTIONS ARE AS FOLLOW:

01. ACCEL ON L/S A-PILLAR @ ROCKER.
02. ACCEL ON L/S FRONT DOOR @ BELTLINE.
03. ACCEL ON L/S FRONT DOOR @ MID LINE.
04. ACCEL ON L/S FRONT DOOR @ SPEAKER.
05. ACCEL ON L/S FRONT DOOR @ REAR.
06. ACCEL ON L/S B-PILLAR @ ROOF.
07. ACCEL ON L/S B-PILLAR @ BELTLINE.
08. ACCEL ON L/S B-PILLAR @ RETRACTOR MOUNT.
09. ACCEL ON L/S B-PILLAR @ ROCKER.
10. ACCEL @ TUNNEL C/L UNDER I/P.
11. ACCEL ON R/S A-PILLAR @ ROCKER.
12. ACCEL UNDER R/SIDE PASSENGER SEAT.
13. ACCEL UNDER DRIVER SEAT.
14. ALIGNMENT POINT FRONT.
15. ALIGNMENT POINT REAR.
16. POST SET-UP POINT ON R/FRONT ROCKER.
17. POST SET-UP POINT ON R/REAR ROCKER.
18. R/SIDE ROCKER ACCEL FRONT.
19. R/SIDE ROCKER ACCEL REAR.
20. ACCEL ON RADIATOR SUPPORT TOP.

NOTE: POST CRASH SILL SECTION 431 UNABLE TO MEASURE.

ENTIRE PAGE CONFIDENTIAL
T-80733
114
CRTS 0011188

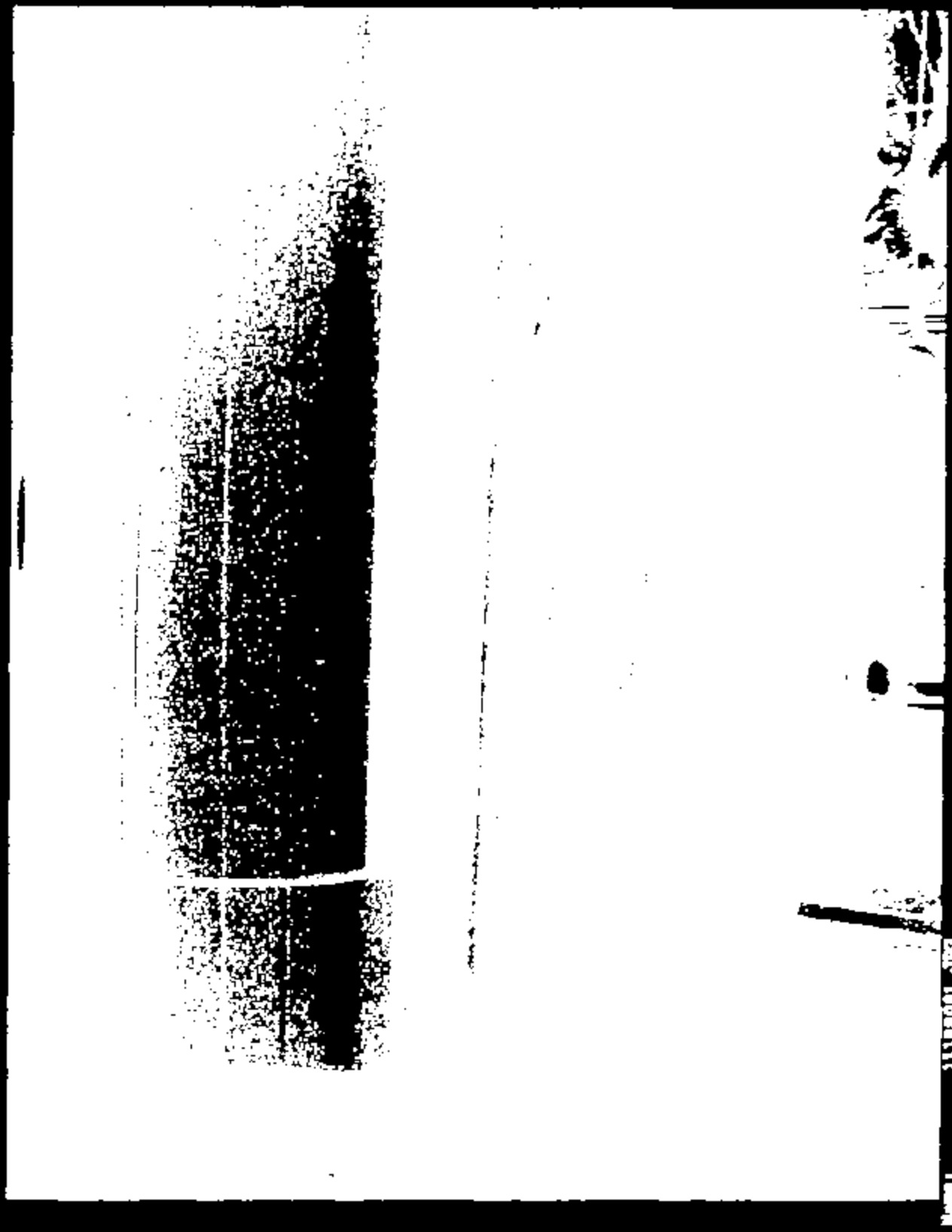





CRTS 0011188





Figure 1 121200006.JPG

Photo 1: 12/11/2002









Figure 1



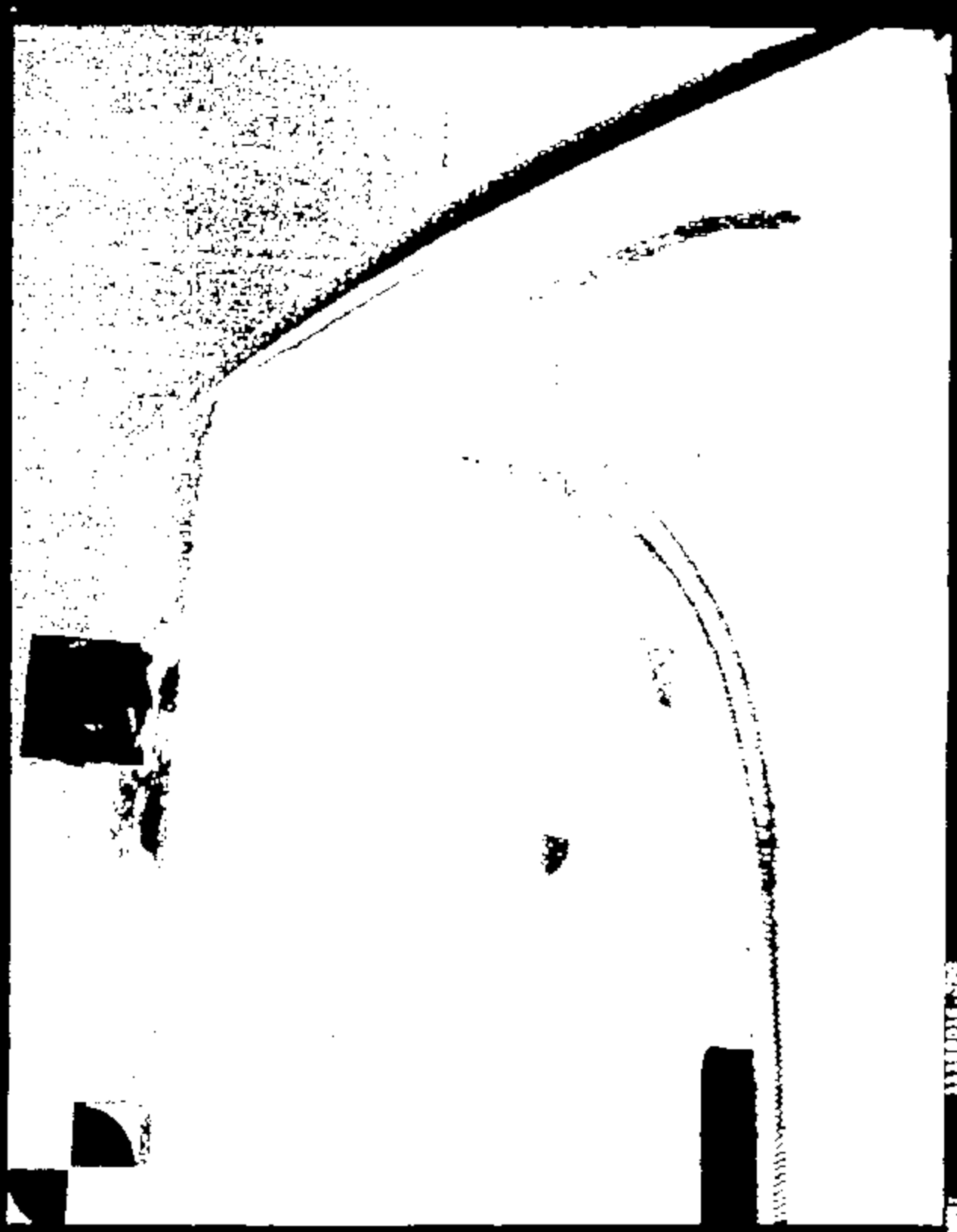





Name: 21180022.JPG

ENTIRE PAGE CONFIDENTIAL

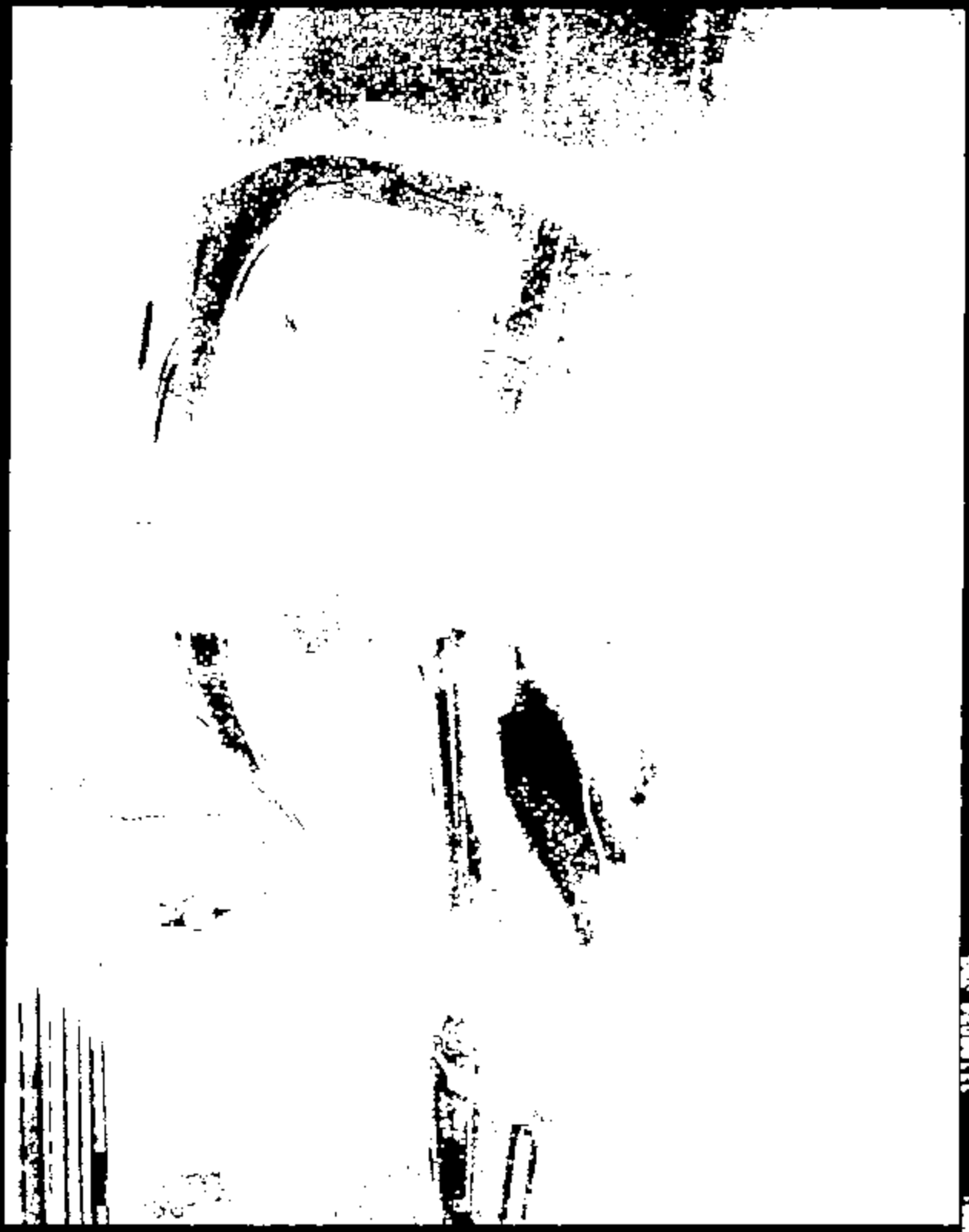

0751

1510

FIGURE 1



Image 1



Name: 11188015.JPG

ENTIRE PAGE CONFIDENTIAL





GTO Test Request

Requester/Coordinator (PROFS ID): JWOZWA1 Jennifer Wozniak	
Testing Activity: Crash Barrier Test Lab	Date Submitted: 01-SEP-98
Requested Completion Date: 04-SEP-98	Requester Reference Number:
Test Procedure Number: CRB-00	Test Title and / or Subject of Test: 16 mph Lat Pole Impact – 1999 Town Car
Billable Requestors Dept No.: T551 AV2215A	Workset/Work Order Number: AR455
Billable Requestors PROFS I.D.: JABRAMOZ	Billable Requestors Name: JOE ABRAMOZYK
Test conducted to verify correct item compliance with Government Regulations: Yes ☐ No ☒	

Complete the following two questions as indicated

1 – Rational for not replacing this test by CAE Analysis:

- ☐ No CAE Methodology or process available
- ☐ For CAE Correlation
- ☒ Insufficient confidence in CAE
- ☒ To obtain basic data for CAE
- ☐ Replacement or improvement of existing Test
- ☐ Testing is Cyclical
- ☐ Mandatory or Regulatory
- ☐ Certification
- ☐ Development test for PBS
- ☐ Not applicable

Other:

(Check appropriate boxes)

2 – What is the expected Test Outcome:

- ☒ Results will meet OVPWCR requirements
- ☐ System Component will not meet Test specification
- ☐ Unknown
- ☐ Above is Based on CAE?

Other:

(Check appropriate boxes)

Test Purpose/Test Procedure or Description of Test:

Custom Test Procedure T557-239

~~State - USE SOAP~~ ~~STAN 9/9/98~~ DEZFTED

USE CAPSTONE SAP 9/9/98

"RECORD COPY"
Schedule No. 1-9-12
Retain Until 2018

Signature Approvals (As Required for Control Purposes)

Requesting Engineer Jennifer Wozniak Testing Engineer

Requesting Supervisor/Manager Testing Supervisor

Vehicle Information

Model Year:	1999
Vehicle Line:	FN145
- Model:	Town Car
Build Number:	N/A
Tag Number:	570 7 862
VIN Number:	[illegible]
Fuel System Rated Capacity (gallon):	19
Prototype Level:	Production Vehicle

Test Weight & Ride Attitude

	Front	Rear	Total
Vehicle at Curb Weight	2278	1782	4057
Vehicle at Test Weight	2443	2336	4779

	Minimum Option Weight
	50% Option Weight
X	Maximum Option Weight
X	Weight Sheet Attached
200	lbs Rated Luggage Load

	L/F	R/F	L/R	R/R
Ride Height at Curb Weight				
Ride Height at Test Weight (FOR REFERENCE)	715 mm		707 mm	

X Fuel System to undergo FMVSS 301 evaluation — Rollover — X Pressure Check

X 18.1 Gallons Stoddard Solvent

12.6 Gallons Water (European Side Impact testing)

Test Mode

33.5 MPH 27 degree LH Clubbed Side Impact — 11 inch Clearance - Bottom of Sealer to Ground

30.0 MPH 90 degree LH European Side Impact — 300 mm Clearance - Bottom of Sealer to Ground

X 18.0 MPH Vehicle into Pole - LH Side - FMVSS 214 — 254 mm Pole Diameter

Test Dummies

	5th	50th	95th	5th/50th-f
L/F Seating Position		X		
R/F Seating Position				
L/R Seating Position				
R/R Seating Position				

	0	40 +/- 5	45	90
Angle of F/Dummy arm WRT torso	N/A	N/A	N/A	N/A
Angle of R/Dummy arm WRT torso	N/A	N/A	N/A	N/A

USE ALL AVAILABLE RESTRAINT SYSTEMS

Initial Adjustable Seat Position

NOTE: SEE FMVSS 201 POSITIONING REQUIREMENTS FOR DUMMY AND IMPACT REFERENCE LINE

	Mid	Full Forward	Full Rear	Back Angle
L/F Seating Position	X			28 deg
R/F Seating Position	X			28 deg
L/R Seating Position				
R/R Seating Position				

SEAT SET @ 26.1° for impact TAW 9/9/98

Dimensional Analysis

Req	Unit	Description	Location	Pre	Post
X	404	Control Points (C/AR)	Exterior	X	
	405	Control Points (TR/CR)	Exterior		
X	409	Body Targets & Orientation Points (Wheel Lips)	Exterior	X	
X	417	Pre-Crash Lateral Seat CL's, H-Pts, etc	Exterior/Interior	X	
	418	NHTSA Barrier face Profiles (Mid-Bumper; Mid-Stack; top of Barrier)	Exterior		
	419	European Barrier face Profiles (Mid-Bumper; Mid-Stack; Top of Barrier)	Exterior		
	420	Scribe FMVSS 214 Cart Impact Lines	Exterior		
	422	Scribe European Cart Impact Lines	Exterior		
X	425	Beltline exterior section (1st 50mm Body line below glass/weather strip)	Exterior		X
X	426	Mid-line exterior section (plan view @ 400 mm Body line)	Exterior		X
X	427	Character line exterior section (plan view @ 460 mm Body line)	Exterior		X
X	429	Bottom of door exterior section	Exterior		X
X	431	Rocker line exterior section (1st 10 mm Body line below door opening)	Exterior		X
	433	Roof line interior section	Interior		
X	435	Beltline interior section	Interior		X
X	437	Hip line interior section	Interior		X
X	438	Hinge Pillar exterior section (1st 50mm Body line forward of Hinge plane)	Exterior		X
X	439	2000 mm Body line interior and exterior sections	Exterior/Interior		X
X	440	Front H-Point Mid-Seat Location interior and exterior sections (per package)	Exterior/Interior		X
X	441	B-Pillar interior and exterior sections (1st 50mm Body line rearward of pillar plane)	Exterior/Interior		X
X	442	Rear H-Point Location interior and exterior sections (per package)	Exterior/Interior		X
	450	Accelerometer Locations	Pre-impact		
X	450	Scribe Impact Reference line	Pre-impact	X	

Data Requirements

Sensor System Requirements

X	Sensor Fire		
	Remoter Trigger	Requested Trigger Time	ms
	Remote Back-Up	Requested Trigger Time	ms
	Monitor Closure of Single Point Sensor		
X	Monitor Closure of Side Satellite Sensors		
	Monitor Closure of Distributed Sensor		
	See Sensor Map for sensor and additional accelerometer locations		

Film Analysis

X Impact Speed
X Impact Angle
X Dummy Head wrt Vehicle Lateral
X Dummy Head wrt Vehicle Vertical
X Dummy Head wrt Vehicle Resultant
___ Cart wrt Vehicle Impact Point
X Dummy Chest wrt Vehicle
___ Cart wrt Vehicle Intrusion (overhead)
X Vehicle wrt Pole intrusion (overhead)
X Dummy Head wrt Pole

High Speed Photography

3 Copies of High Speed Film Required
___ Copies of High Speed Film Required in VHS Format

On-Board Vehicle
X Front Dummy from Vehicle Hood
X View from space hood to show dummy interaction w/ side or bag (FASTAX)
X Front Dummy from Opposite Window Opening
___ Rear Dummy from Opposite Window Opening
___ Rear Dummy from Vehicle trunk
X View of Front Seat to Show Dummy Interaction with Film from Front (Fiber Optic)
X View of Front Seat to Show Dummy Interaction with Film from Rear across trunk

On-Board Cart
___ Cart Centerline - View of Impact

Rear Coverage
___ Left 3/4 view of impact (overall)
___ Right 3/4 view of impact (overall)
X View of impact from front of vehicle (in line with body side)
X View of impact from rear of vehicle (in line with body side)
X Close-up view of impact point from front @ 45 deg (show dummy interaction with side or bag)
X Close-up view of impact point from rear @ 45 deg (show dummy interaction with side or bag)
___ View of Cart for Velocity determination

Pole Coverage
X Pole contact - View of impacted side of vehicle with pole contact
___ Pole contact - overlap view of impacted side of vehicle with cart contact

Overhead Coverage
X Overall view of impacted vehicle side including pole
X view of impacted vehicle side focus on front door opening area

XIII Photography

__X__ Pre Test Documentation Photographs

Pre-Crash Hold Badge

- Front door inner panel to show accelerometer locations
- Rear door/quarter inner panel to show accelerometer locations
- Underbody Overall from Front
- Underbody Overall from Rear
- Underbody close-up beneath LH occupant compartment
- Underbody close-up beneath RH occupant compartment
- Close-up view of fuel tank
- Close up view of fuel tank / fill pipe connection
- Front door trim panel (back side)
- Rear door/quarter trim panel (back side)
- Front door trim panel (installed on vehicle)
- Rear door/quarter trim panel (installed on vehicle)

At RF Before Pullback

- Overhead View of Barrier to Vehicle Contact
- L/Side Contact (include blocks)
- R/Side Contact (include blocks)

At RF After Pullback

- Overall vehicle struck side - Front 3/4 view
- Overall vehicle struck side - Rear 3/4 view
- Side view of impact side showing front test surrogate
- Side view of impact side showing rear test surrogate
- Side view from impact side, w/door open, of front dummy showing relative position to vehicle interior
- Side view from impact side, w/door open, of rear dummy showing relative position to vehicle interior
- Side view from non-impacted side of front dummy showing relative position to vehicle interior
- Side view from non-impacted side of rear dummy showing relative position to vehicle interior
- View of front dummy through windshield
- View of rear dummy through backlight
- View of Front Seat Track and Back Angle lines
- View of Rear Seat Track and Back Angle lines (where applicable)

Still Photography

X Post Test Documentation Photographs

At RF Immediately After Impact

- Overhead View of Barrier to Vehicle Contact
- Overall vehicle struck side - Front 3/4 view
- Overall vehicle struck side - Rear 3/4 view

At RF After Cart is Pulled Away

- Overall vehicle struck side - Front 3/4 view
- Overall vehicle struck side - Rear 3/4 view
- Close-up of front door exterior including front feet surrogate (impacted side)
- Close-up of rear door/quarter panel exterior including rear feet surrogate (impacted side)
- Side view from non-impacted side of front dummy showing relative position to vehicle interior
- Side view from non-impacted side of rear dummy showing relative position to vehicle interior
- View of front dummy through windshield
- View of rear dummy through backlight
- Left 3/4 view of deformable barrier face mounted to moving barrier
- Right 3/4 view of deformable barrier face mounted to moving barrier

Post-Crash Vehicle Review

- Underbody Overall from Front
- Underbody Overall from Rear
- Underbody close-up beneath LH occupant compartment
- Underbody close-up beneath RH occupant compartment
- Close-up view of fuel tank
- Close up view of fuel tank / fill pipe connection
- View of B-pillar / roof deformation
- Front door trim panel from non-impacted side (after dummy removal)
- Rear door/quarter trim panel from non-impacted side (after dummy removal)
- Front dummy seated in chair (to document dummy number and point position)
- Rear dummy seated in chair (to document dummy number and point position)

Side Impact Barrier Test Data Sheet

T.O. TB0731

Crash Number 1118C Test Date 9-13-94

Impact Velocity _____ MPH Barrier Lot # _____

MDB Tire Pressure

LF	RF
LR	RR

Vehicle Weight

LF	RF 2444
LR	RR 2321
Total	4771

Occupant/Vehicle Data		Front	Rear
Dummy Serial Number			
Seatback Angle - Barrier Measurement/(DA)		26.1	
Dummy to Interior/door H-point (+/- 0.5 inch required)	Vertical	4.0	
Above/Forward (+) Below/Rearward (-)	Longitudinal	+0.1	
1. H-Point to Door Striker	Vertical	4.1	
Above/Forward (+) Below/Rearward (-)	Longitudinal	-7.5	
2. H-Point to Ground (vertical)			
3. Pelvic Angle		29.7	
4. Nose to Upper Steering/ Headrest (shortest)		13.5	
5. Abdomen to lower steering/seatback (horizontal)		3.1	
6. Pelvic centerline to Vehicle centerline (lateral)		15.5	
7. Chest centerline to Vehicle centerline (lateral)		19.1	
Seat centerline to Vehicle centerline (lateral) (DA)		15.6	
8. Chest to Beltline (lateral, shortest)		5.5	
9. Pelvic to H-Point (lateral)		6.1	
10. Pelvic to nearest inboard hard point (lateral)		n/a	
Left Wheel lip height (vertical to ground)			
Right Wheel lip height (vertical to ground)			
11. Vehicle centerline to barrier face (lateral)			
12. Barrier Top to Ground @ Pullback (Vertical)			
Impact Mark relative to Target	• above • below		

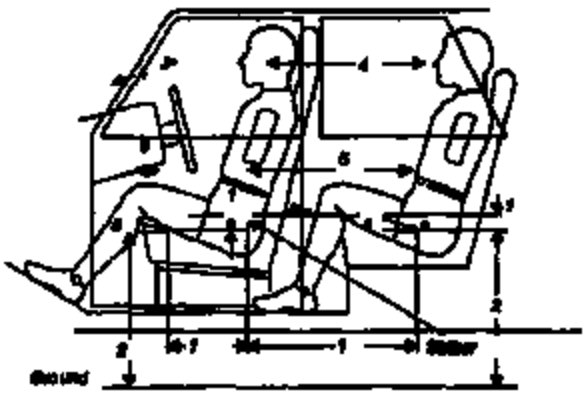

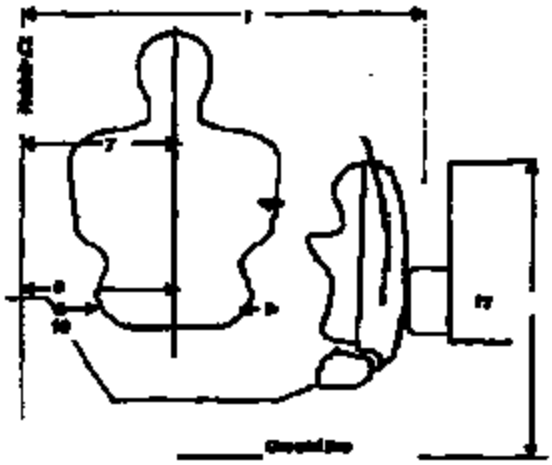

10.P
240

ENTIRE PAGE CONFIDENTIAL
"RECORD COPY"
Schedule No. 7-7-12
Retain Until 2019

FINAL TEST REPORT

CONFIDENTIAL

Global Test Operations
Advanced Vehicle Technology

TO:	K. Arthurs	Test Order No.	T-33037
		Work Task W. O. No.	J18
		Test Date	2/11/99
		Date Reported	5/14/99
		Sheet	1 of 75

SUBJECT: Crash Test 11365 (90° Left Side Fixed Pole Impact at 14.9 ± 0.4 mph, 24.0 ± 0.6 km/h) - 2001 Lincoln Town Car (FN-145) 4-Door Sedan

REQUESTED BY: Vehicle Crash Safety Department, Advanced Vehicle Technology - J. Wozniak

OBJECT: To obtain development data relative to air bag system sensors.

SUMMARY OF TEST RESULTS: See Section 1.0 for air bag system sensor data.

R. Oda
Engineering Data Control Analysis

5/6/99

Concur: S. Leah
Section Supervisor
Operations Engineering Section

VEHICLE DATA:

Make and Model	2001 Lincoln Town Car (FN-145) 4-Door Sedan (Attribute II Prototype)
ID Numbers	1LNHM82W6XY614122, 580-W-111, VC12007
Power Train	4.6L, EFI, Automatic (4R70W) Transmission
Fuel Tank(s)	Usable Capacity: 19 gal. (71.9L) Test Condition: Empty
Front Seat(s)	Type: Bucket Cover: Leather Tracks/Position: 6-Way Power/Mechanical Mid and Down Seat Backs/Position: Adjustable/29.0° Rear of Vertical Head Restraints/Position: Adjustable/Down Lumbar Support/Position: Power/Deflated
Restraint System	LF: 3-Point Continuous Loop Active Belt and Seat Back Side Air Bag
Occupants	LF: BIO-SID Uninstrumented Dummy
Test Weight	Front: 2361 lb (1071 kg) Rear: 2237 lb (1015 kg) Total: 4598 lb (2086 kg)
Tires	Front: P235/60R16 — 32 psi (221 kPa) Rear: P235/60R16 — 32 psi (221 kPa) Spare: Removed
Significant Content or Accessories:	Air Conditioning, Power Steering, Power Brakes, Tilt Steering Wheel

GENERAL TEST COMMENTS:

1. Test Procedure

The test was performed according to the following Corporate test procedure(s):

Proposed non-regulator crash test procedure.

1.1 Vehicle Alignment

The test vehicle impacted an 350 mm diameter steel pole structure, rigidly attached to the barrier face. The vertical steel pole was aligned so that the point of vehicle impact was centered on the left front test dummy's head center of gravity.

2. Remarks

Crash movies, pre- and post- crash still images of the test vehicle and copies of this report are available through the Operations Engineering Section, Safety Laboratories Department, GTO. The crash still images are stored and archived on CD ROMs. The file names of the still images are listed under crash number and a three digit sequence number which are 11365001 through 11365041.

TEST RESULTS:

1.0 Sensor Development

Time histories of the dummy dynamic displacements obtained from Film Analysis are included in this report.

Time histories of the air bag/sensor(s) are included in this report.

Time histories of any requested derived data (i.e. integrations, etc.) were given to the requesting activity and are not included in this report.

2.0 Vehicle Crush, Film Analysis and/or Instrumentation Data

Time histories of the vehicle accelerations and other instrumentation are included in this report.

Time histories of vehicle dynamic displacements obtained from Film Analysis are included in this report.

Static displacements of various body points obtained by Dimensional Analysis are included in this report.

Time histories of any requested derived data (i.e. integrations, etc.) were given to the requesting activity and are not included in this report.

CR #: 11565 TO: TB5027 DATE: 990511 10:14:10
2001 FN-145

(0) CRC11365 DRVR HEAD NRT POLE LAT DISP
MAX = 0.1310 at 32.00 MS MIN = -.1300 at 16.00 MS AXIS 1

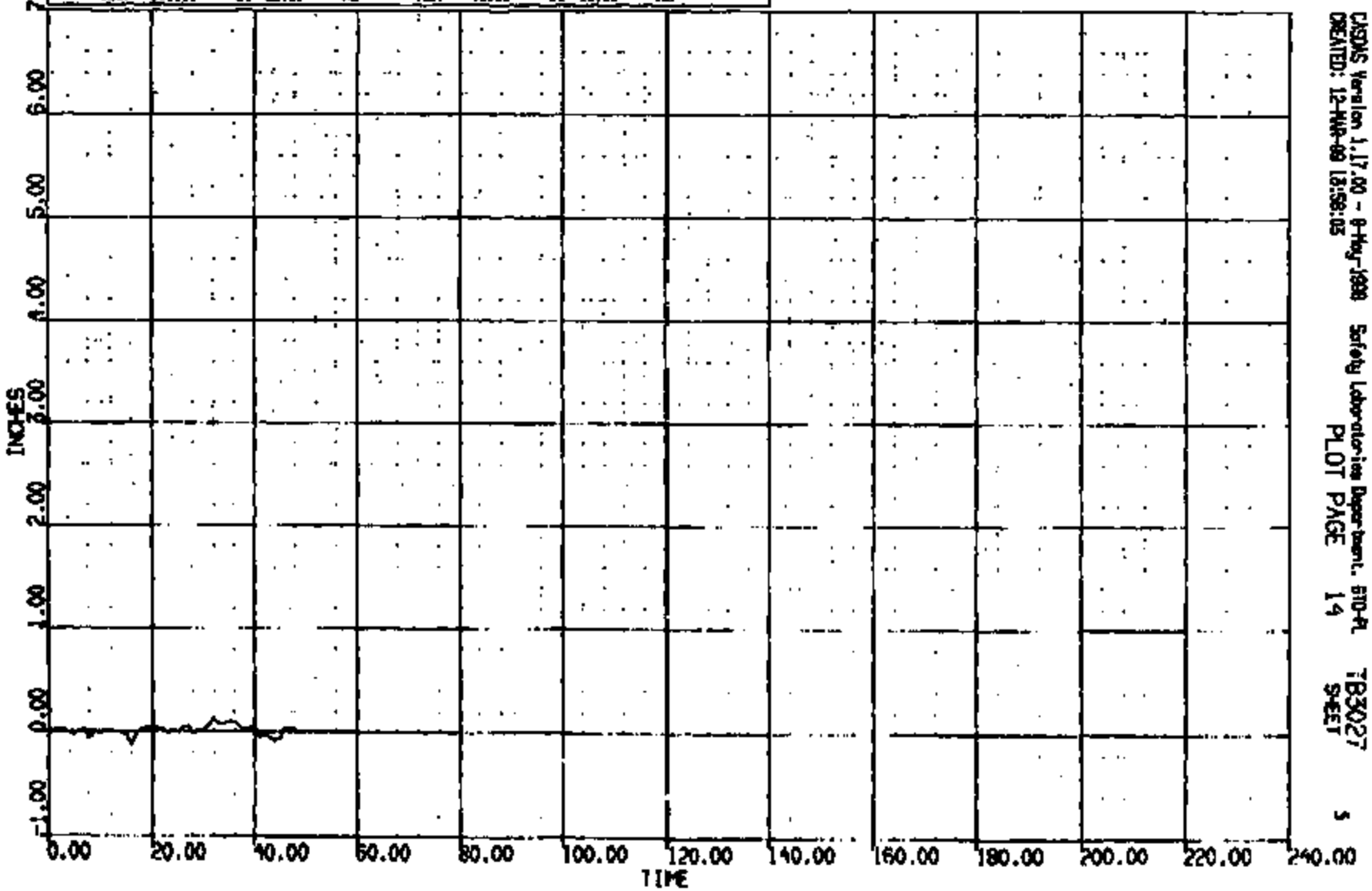

CASDAS Version 1.17.00 - 9-May-1990 Safety Laboratories Department, BTD-PL
CREATED: 12-MAR-99 18:58:03 PLOT PAGE 14 TB3027 SHEET 5

ENTIRE PAGE CONFIDENTIAL

CRTS 0011365

CR R: 11565 TO: TB3027 DATE: 990511 10:14:10
2001 FN-145

(0) CRC11365 DRVR HEAD NRT POLE LONG DISP
MAX = 0.0000E+00 at 0.0000E+00 MS MIN = -12.06 at 18.00 MS AXIS 1

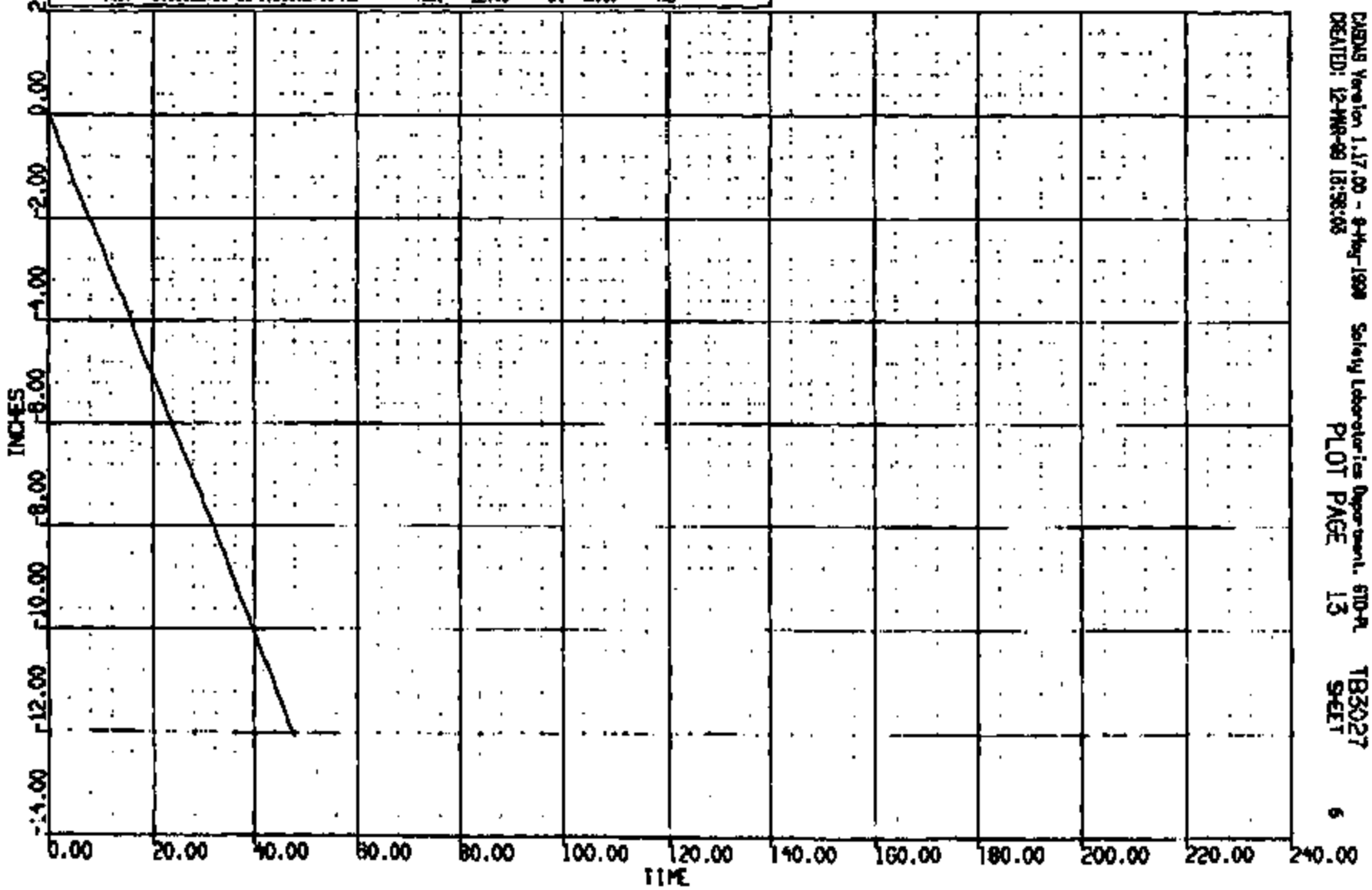

CADDAS Version 1.17.00 - 8-May-1990 Safety Laboratories Department, 6TD-PL
CREATED: 12-MAR-98 18:58:08

PLOT PAGE 13 TB3027 SHEET 6

ENTIRE PAGE CONFIDENTIAL

CRTS 0011365

CASDAS Version 1.17.00 - 8-May-1998 Safety Laboratories Department, 610-PL TB3027
CREATED: 12-MAR-98 18:55:56 PLOT PAGE 1 SHEET 7

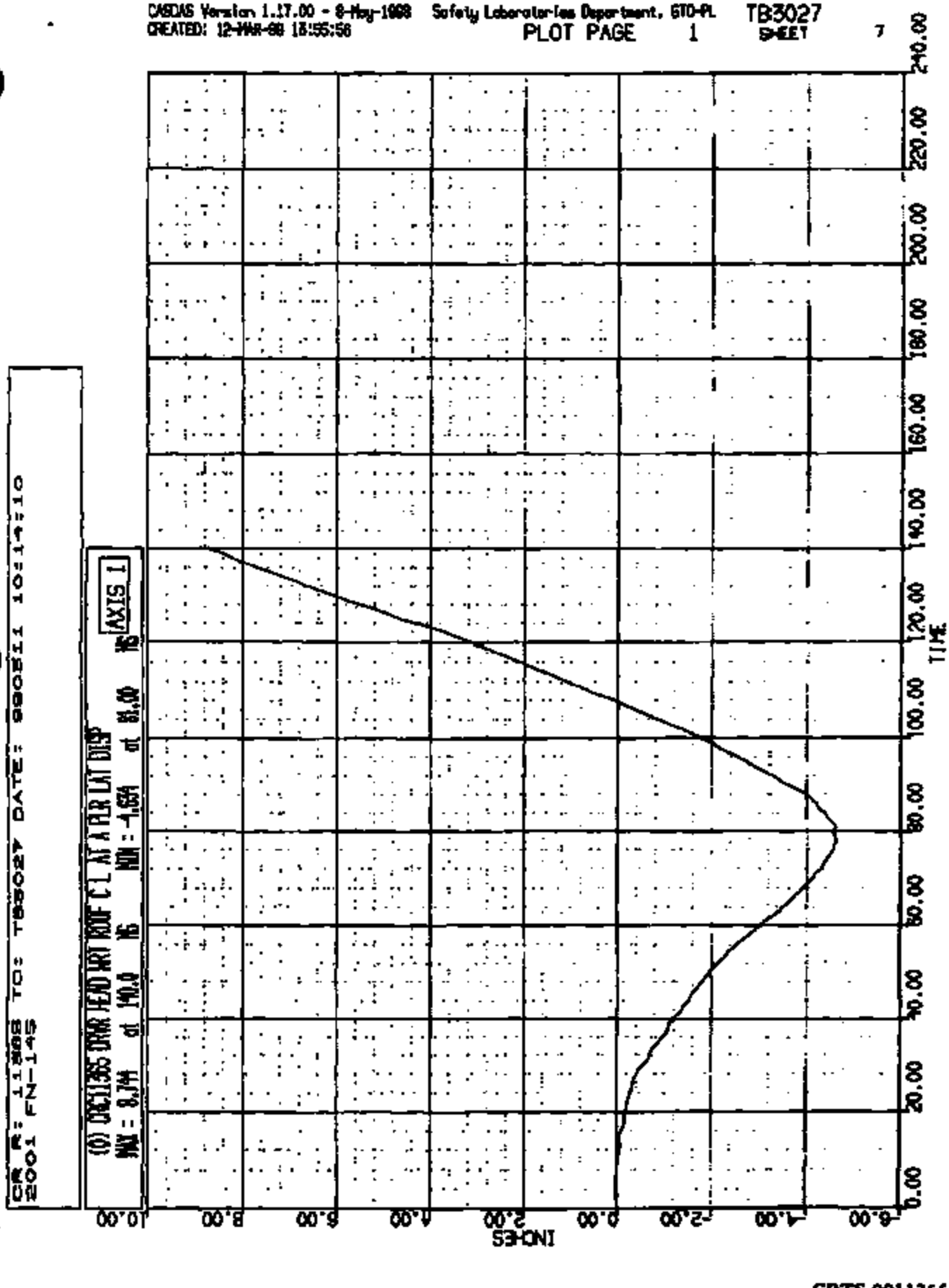

CR R: 11365 TO: TB5027 DATE: 990511 10:14:10
2001 FN-145

(0) CRC11365 DRVR HEAD VRT ROOF C L AT A PLR VERT DISP
MAX = 3.050 at 95.00 MS MIN = -.190E-01 at 5.000 MS AXIS 1

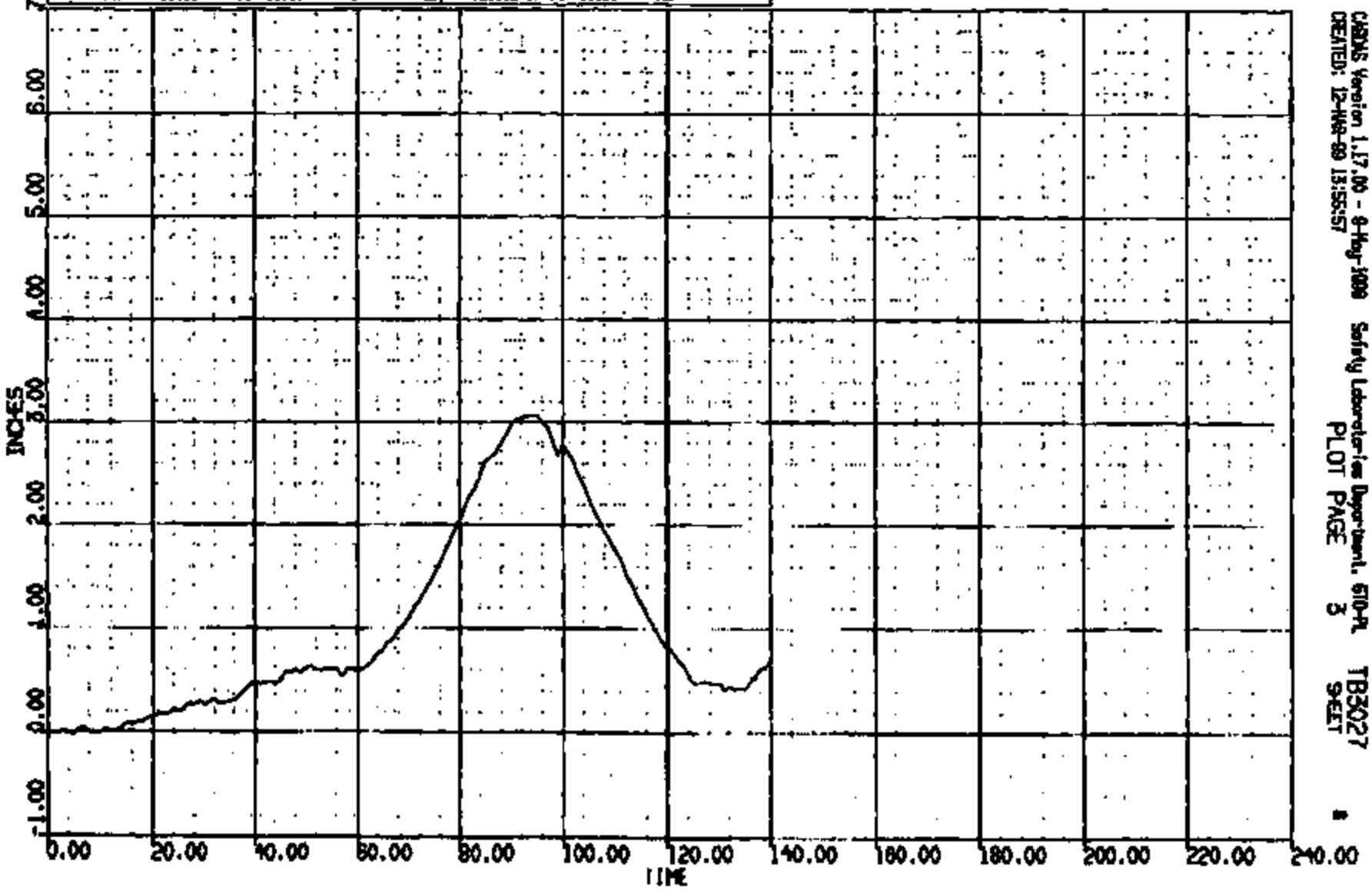

CARDAS Version 1.17.00 - 9-May-1989 Safety Laboratories Department, 610-PL
CREATED: 12-Feb-99 13:55:57

PLOT PAGE 3 TB5027 SHEET 8

ENTIRE PAGE CONFIDENTIAL

CRTS 0011365

CR R: 11365 TO: T85027 DATE: 990311 10:14:10
2001 PN-148

(3) CRI13651 L/C FRT RAD SUPPORT FCS #11 LONG 60C
MAX = 15.28 at 57.36 MS MIN = -12.12 at 85.00 MS AXIS 1

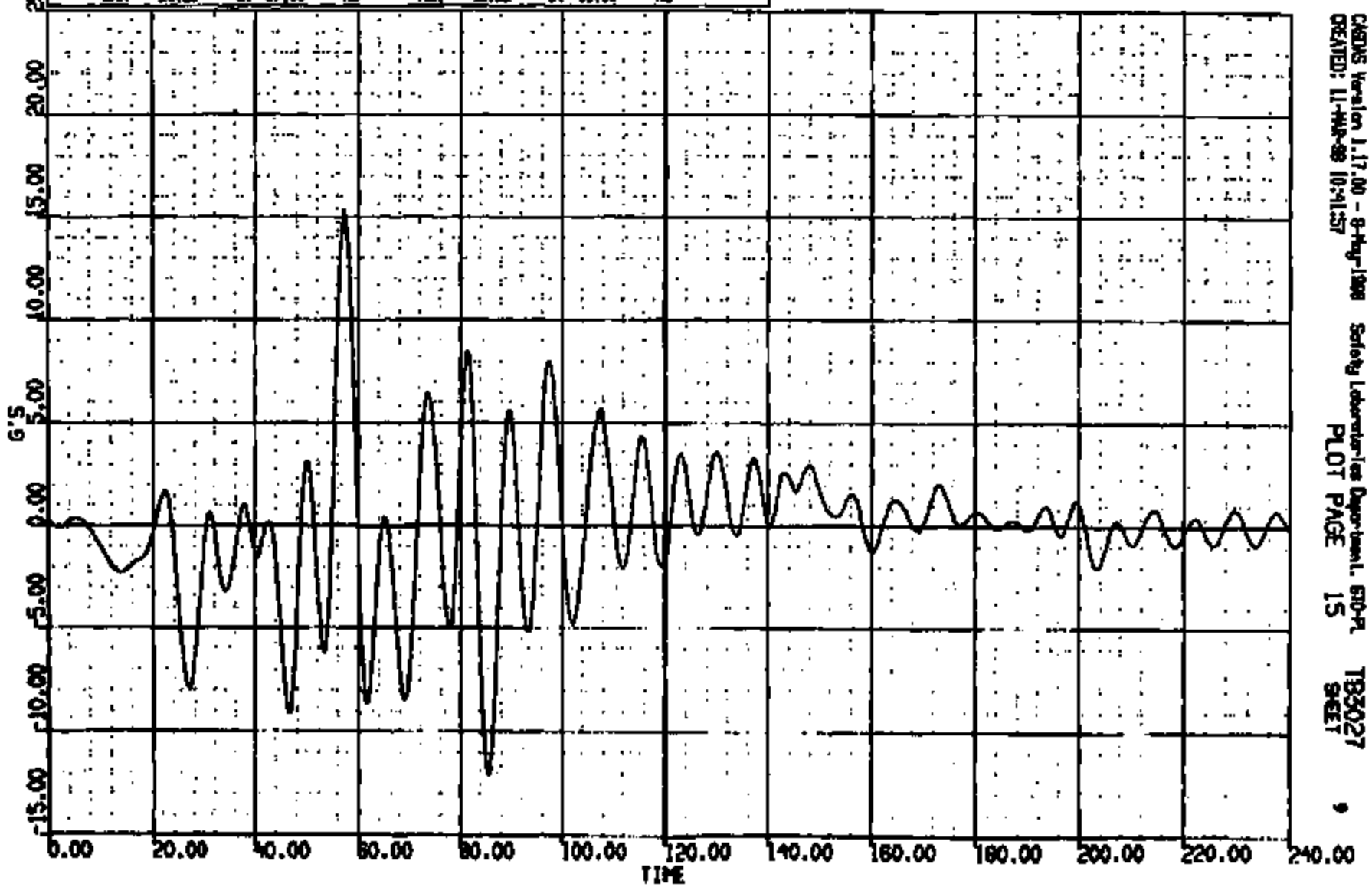

CASDAS Version 1.17.00 - 8-May-1988 Safety Laboratories Department, 690-PL
CREATED: 11-MAR-99 10:41:57

PLOT PAGE 15 T85027 SHEET 9

ENTIRE PAGE CONFIDENTIAL

CRTS 0011365

CR #: 11365 TO: TB3027 DATE: 990511 10:14:10
2001 FN-145

(12) CR11365T C/TNL @ DASH TNKI ECS TA 4000C
MAX = 2.490 at 18.48 MS MIN = 2.486 at 26.08 MS AXIS 1

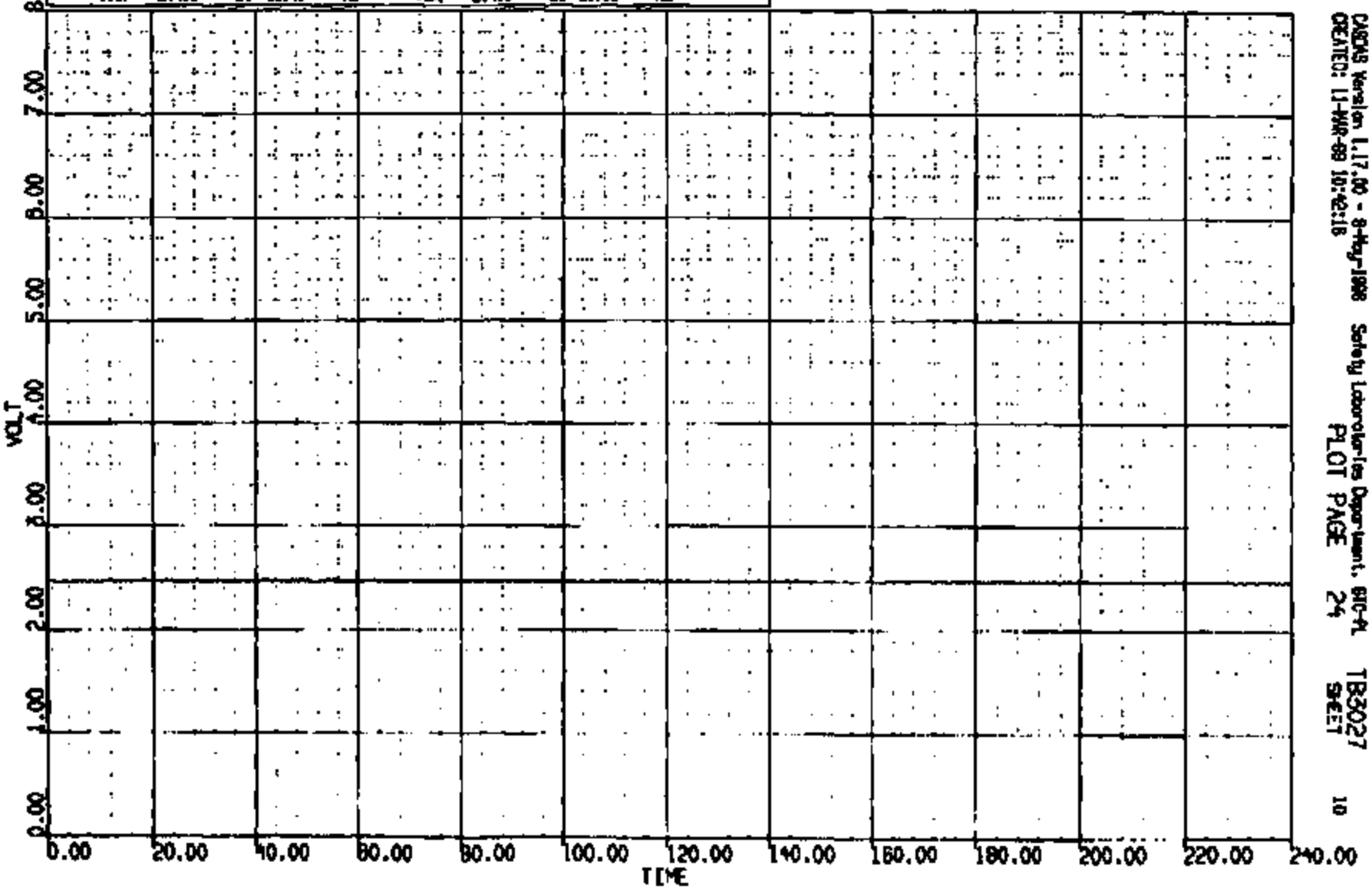

CASCAD Version 1.17.00 - 8-May-1998 Safety Laboratories Department, 6HC-PL
CREATED: 11-MAR-99 16:42:18 PLOT PAGE 24 TB3027 SHEET 10

ENTIRE PAGE CONFIDENTIAL

CRTS 0011365

CR R: 11565 TO: TB5027 DATE: 990511 10:14:10
2001 FN-145

(13) CR11365T C/TAL @ DMSH TAK2 EOS TA 4000C
MAX = 2.461 at 14.80 MS MIN = 2.451 at 0.1600 MS AXIS 1

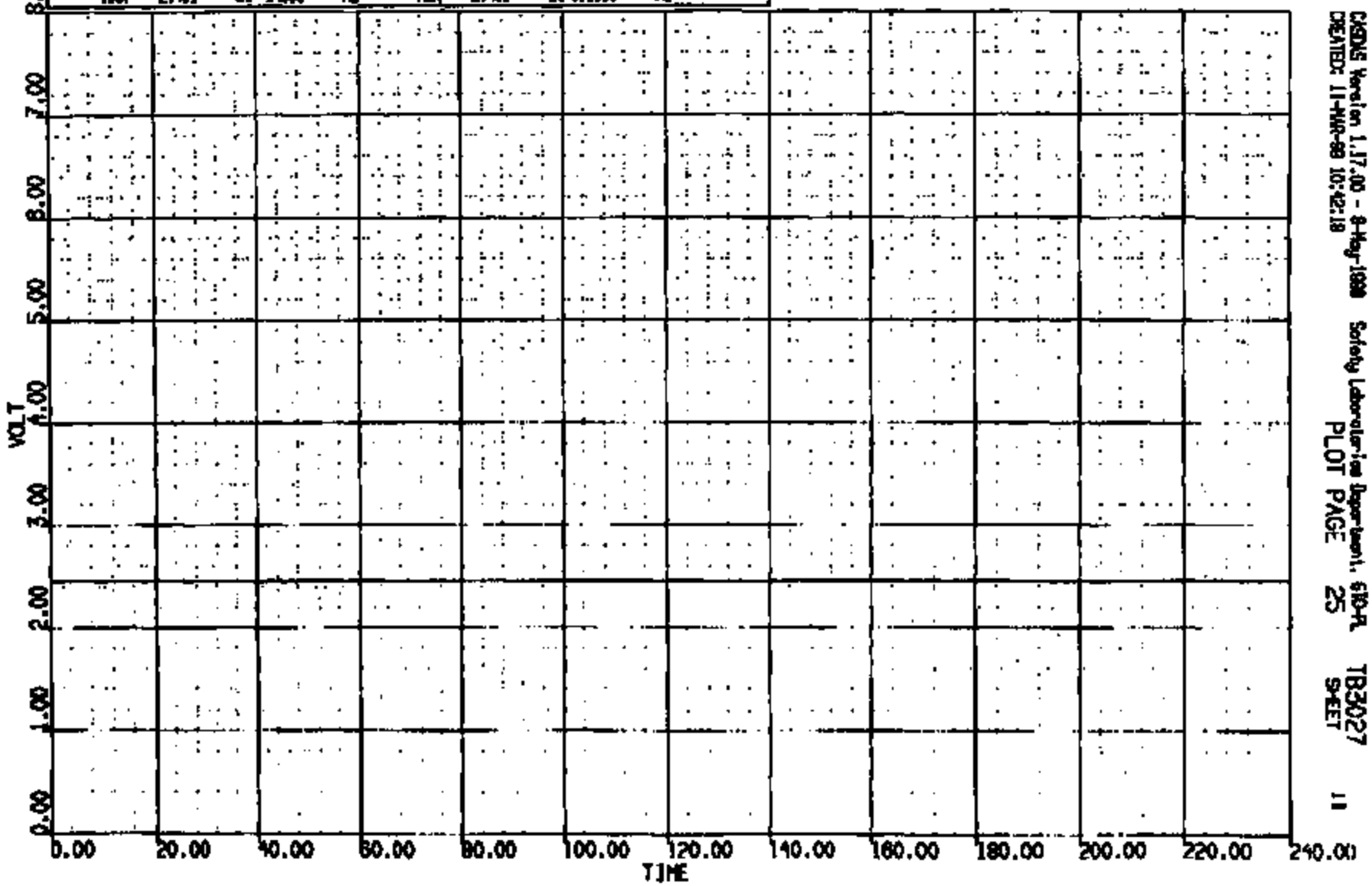

CHDAS Version 1.17.00 - 8-May-1990 Safety Laboratories Department, 610-R
CREATED: 11-MAR-99 10:42:18

PLOT PAGE 25 TB5027 SHEET 11

ENTIRE PAGE CONFIDENTIAL

CRTS 001365

CR R: 11365 TO: TB3027 DATE: 990511 10:14:10
2001 FN-145

(14) CR11365T C/TML @ DASH TANK3 ECS TA 40XXC
MAX = 6.851 at 18.24 MS MIN = 2.087 at 21.28 MS AXIS 1

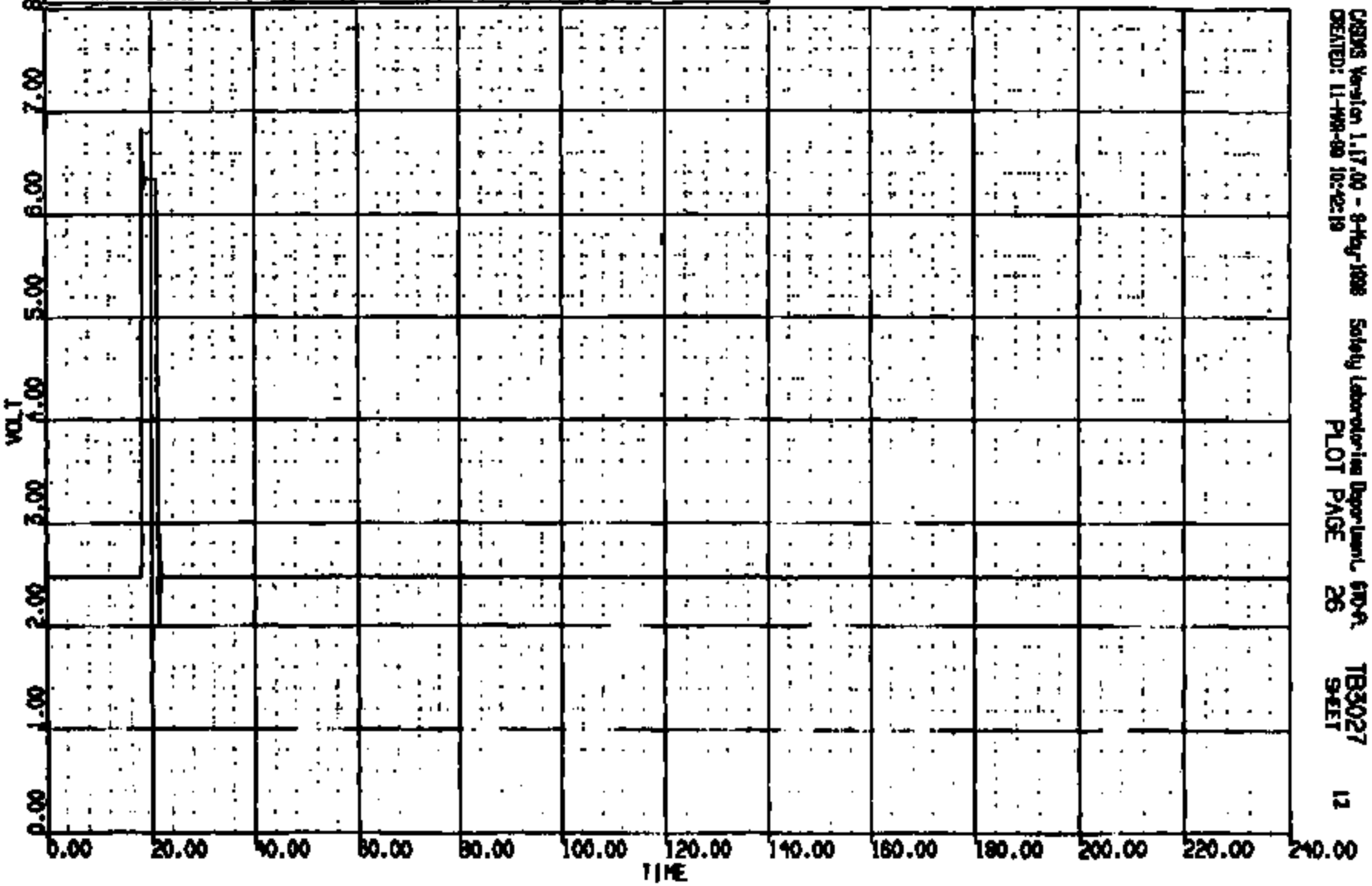

CASDAS Version 1.17.00 - 8-May-1998 Safety Laboratories Department, GDYR, TB3027
CREATED: 11-MAR-99 10:42:19 PLOT PAGE 26 SHEET 12

ENTIRE PAGE CONFIDENTIAL

CRTS 0011365

CR R: 11365 TO: TB3027 DATE: 990511 10:14:10
2001 FN-145

(15) CR11365T C/TNL @ DASH TANK ECS TA 1000C
MAX = 2.499 at 18.59 MS MIN = 2.465 at 5.600 MS AXIS 1

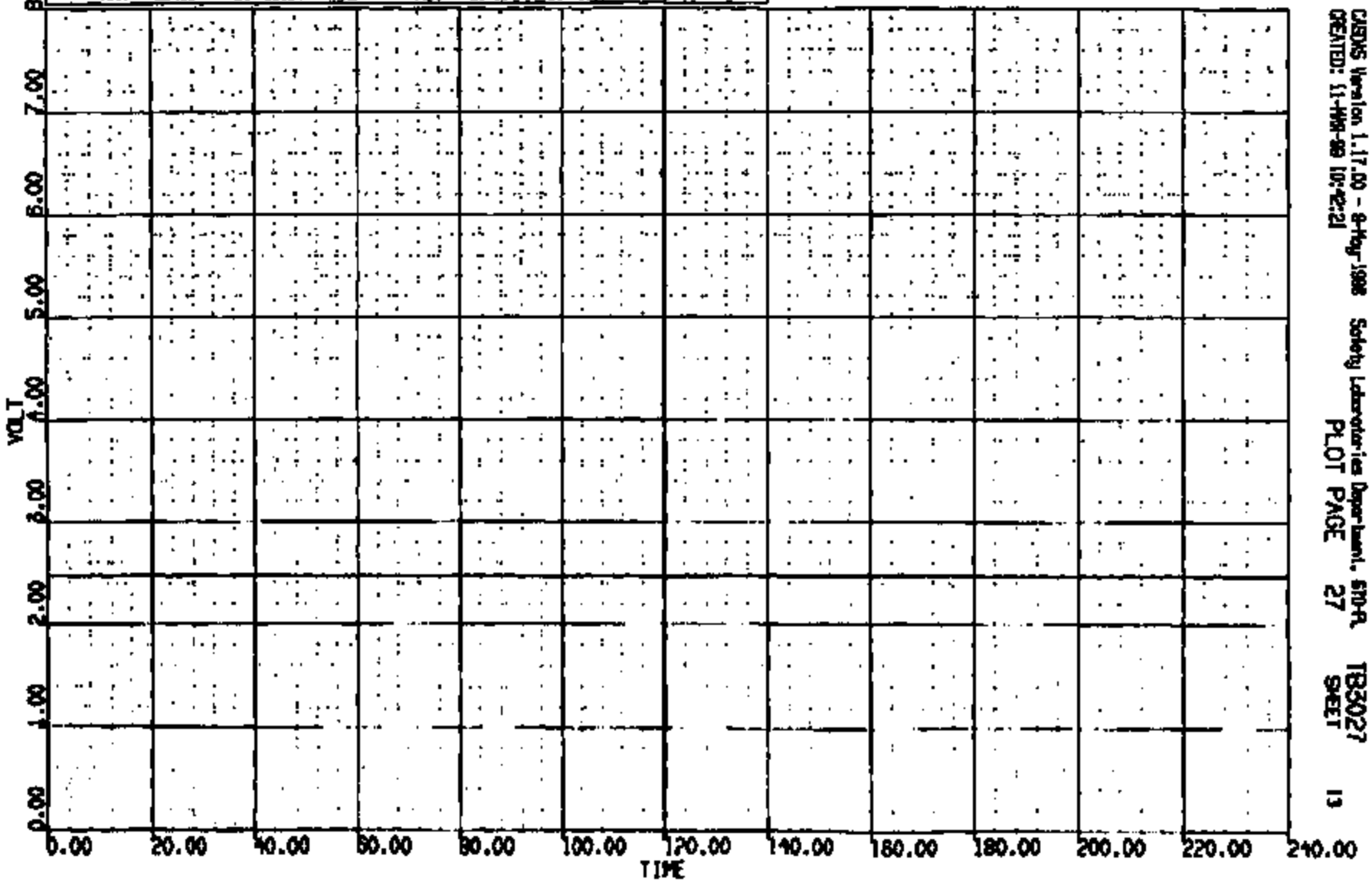

CASDAS Version 1.17.00 - 8-May-1998 Safety Laboratories Department, 670-R
CREATED: 11-MAR-99 10:42:21 PLOT PAGE 27 TB3027 SHEET 13

ENTIRE PAGE CONFIDENTIAL

CRTS 0011365

CR #: 11565 TO: TB5027 DATE: 990511 10:14:10
2001 FN-145

(20) CR11565T DRIVER SAB SQUIB VOLTAGE 4000C
MAX = 12.13 at 14.40 MS MIN = 0.6194 at 1.200 MS AXIS 1

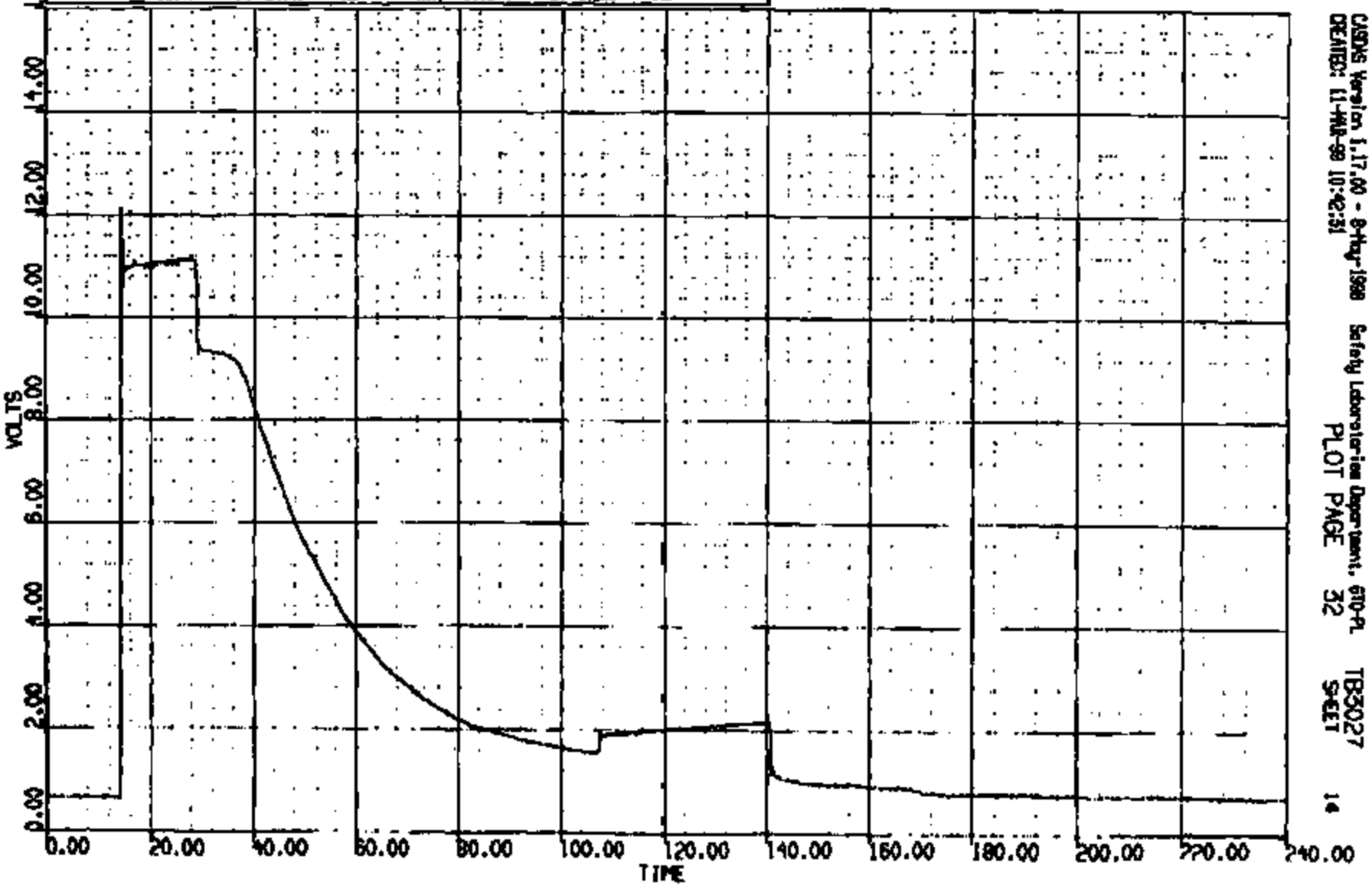

CASDAS Version 1.17.00 - 8-May-1998 Safety Laboratories Department, 610-PL
CREATED: 11-MAR-98 10:42:31

PLOT PAGE 32 TB5027 SHEET 14

ENTIRE PAGE CONFIDENTIAL

CRTS 0011365

CR R: 11885 TO: TB5027 DATE: 990311 10:14:10
2001 FN-145

(21) CR113651 DRIVER SNB SOLTB CURRENT 4000C
MAX = 7.288 at 35.84 MS MIN = -.4885E-01 at 107.7 MS

AXIS 1

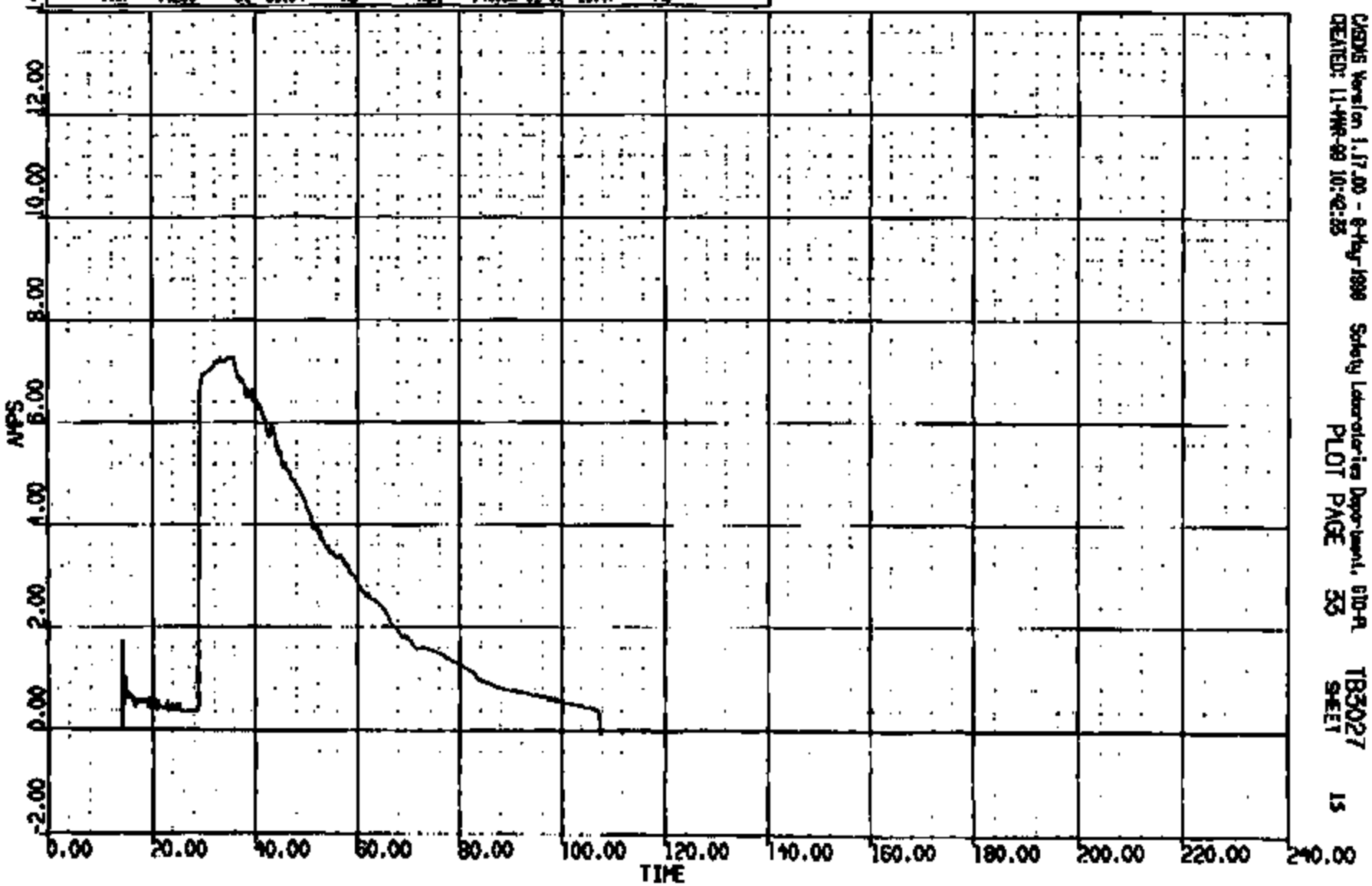

CASDAS Version 1.17.00 - 8-May-1990 Safety Laboratories Department, 010-R
CREATED: 11-MAR-99 10:42:33 PLOT PAGE 53 TB5027 SHEET 15

ENTIRE PAGE CONFIDENTIAL

CRTS 001365

CR #: 11365 TO: TB5027 DATE: 980511 10:14:10
8001 FN-145

(25) CRU13657 L/F FLNPAN 6M2 WHBR CTR SCSN19 LAT 60C
MAX = 23.47 at 42.64 MS MIN = -68.46 at 12.64 MS

AXIS 1

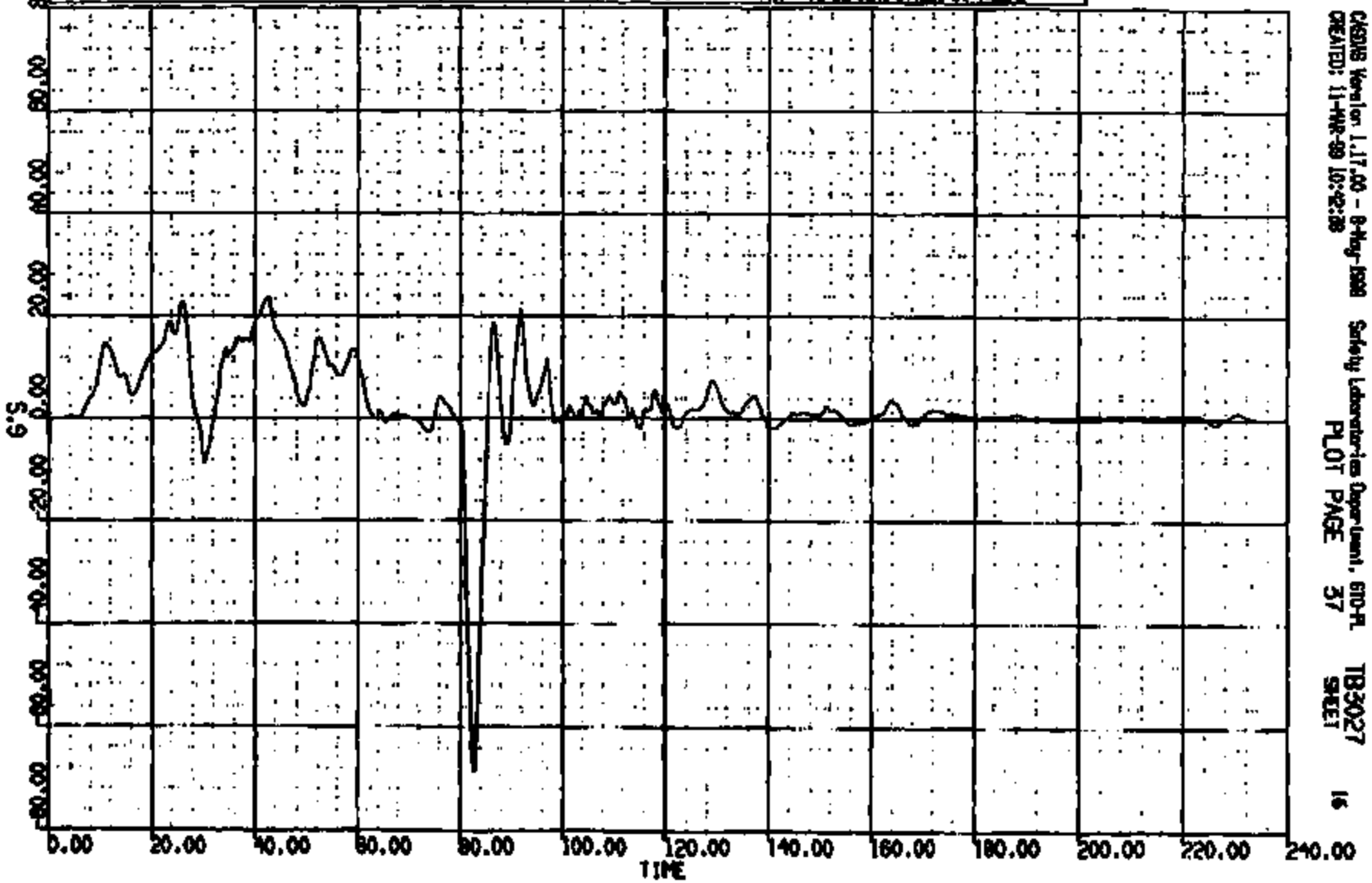

CASNB Version 1.17.00 - 8-May-1998 Safety Laboratories Department, 610-FL
CREATED: 11-MAR-99 10:42:38

PLOT PAGE 37 TB5027 SHEET 16

ENTIRE PAGE CONFIDENTIAL

CRTS 0011365

CR #: 11565 TO: TB3027 DATE: 990511 10:14:10
2001 FN-145

(40) CRI13557 R/F FLMPAN 002 XMGR CTR SCS#20 LAT 60C
MAX = 7.101 at 68.72 MS MIN = -1.203 at 11.84 MS AXIS 1

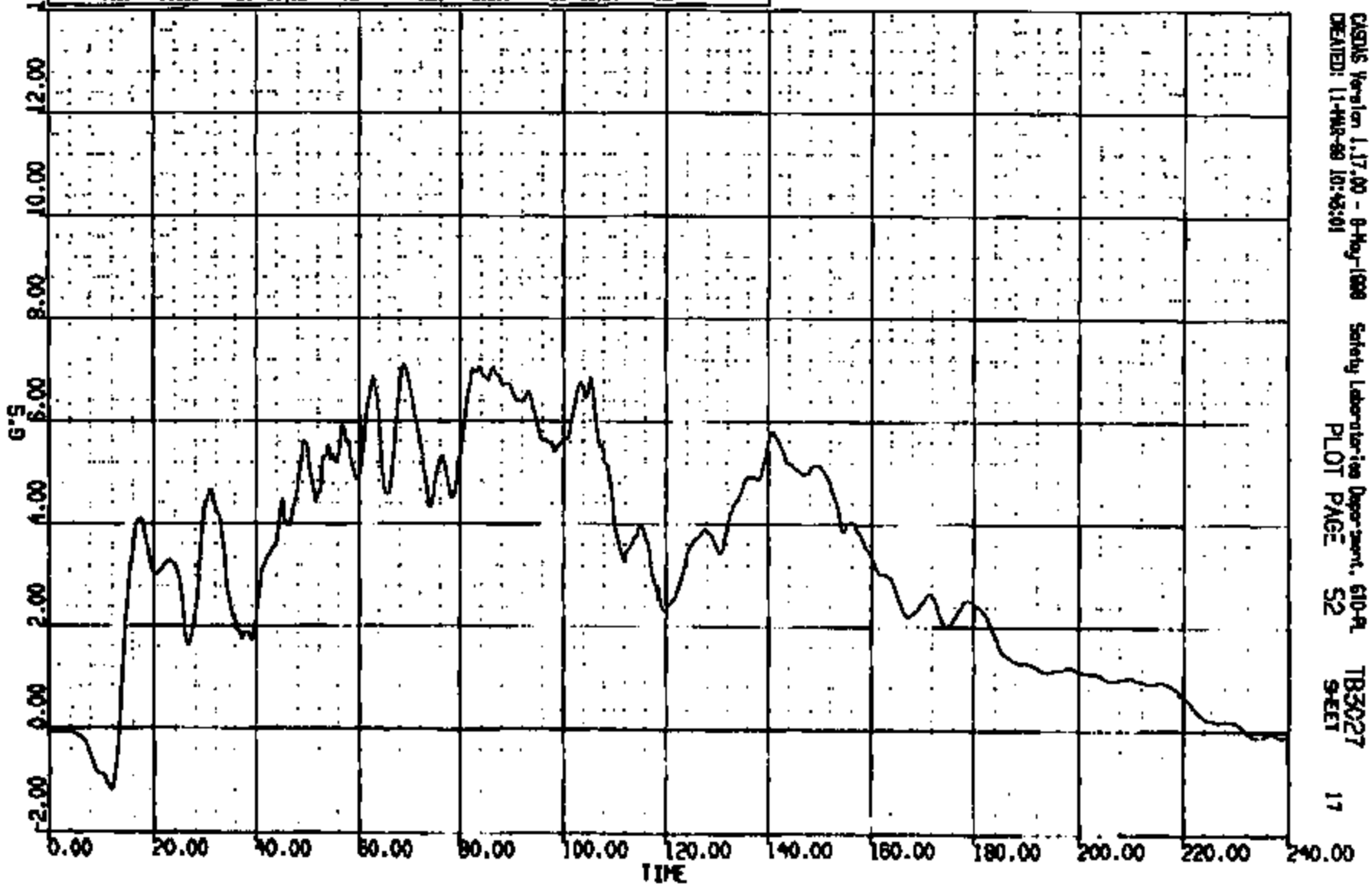

CASDAS Version 1.17.00 - 8-May-1998 Safety Laboratories Department, 610-PL
CREATED: 11-MAR-98 10:43:01

PLOT PAGE S2 TB3027 SHEET 17

ENTIRE PAGE CONFIDENTIAL

CRTS 0011365

CR R: 11365 TO: TB5027 DATE: 980311 10:14:10
2001 FN-145

(4) CR11365T L/C FRT RND SUPPORT SH JKS LONG 60C
MAX = 5.752 at 57.52 MS MIN = -5.051 at 25.08 MS AXIS 1

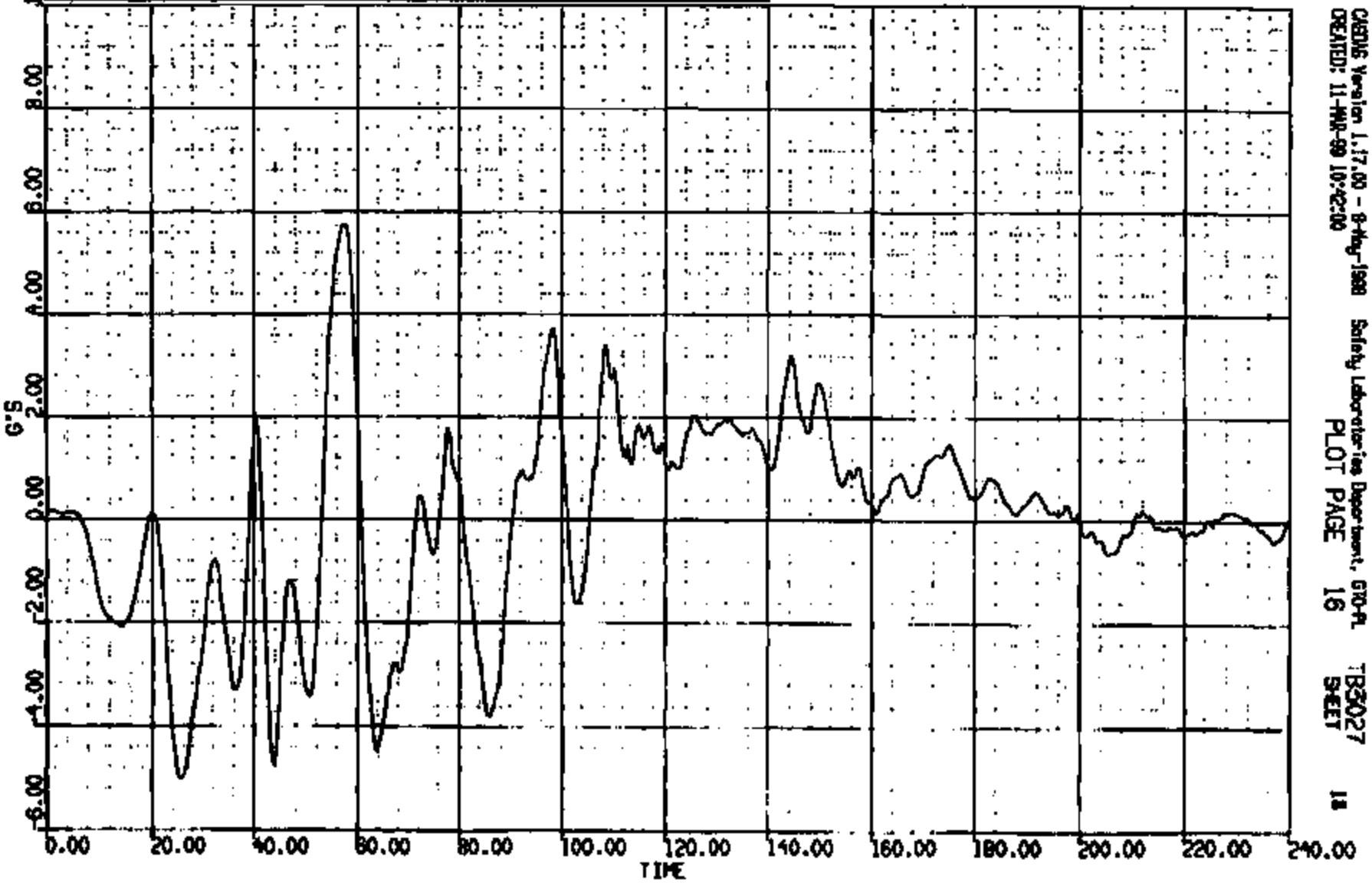

CASDAS Version 1.17.00 - 8-May-1980 Safety Laboratories Department, GTO-PL
CREATED: 11-MAR-98 10:42:00

PLOT PAGE 16 TB5027 SHEET 18

ENTIRE PAGE CONFIDENTIAL

CRTS 0011365

CR #: 11365 TO: TB3027 DATE: 990511 10:14:10
2001 FN-145

(5) CR11365T R/C FRT RND SUPPORT SN #16 LONG 60C
MAX = 4.524 at 98.24 MS MIN = -4.537 at 41.08 MS AXIS 1

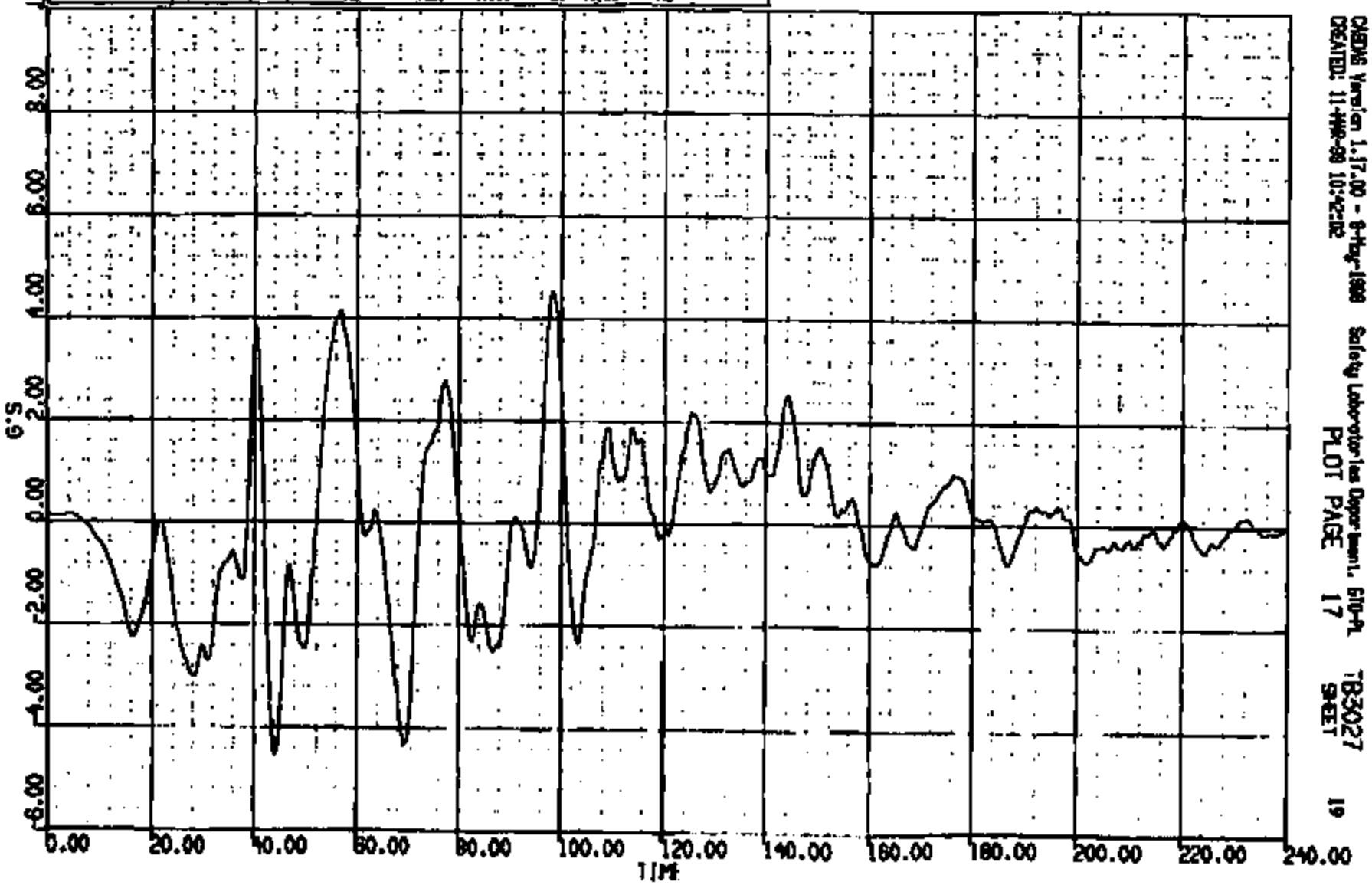

CASDAS Version 1.17.00 - 8-May-1998 Safety Laboratories Department, 610-PL
CREATED: 11-MAR-99 10:42:22

PLOT PAGE 17 TB3027 SHEET 19

ENTIRE PAGE CONFIDENTIAL

CRTS 0011365

CR R: 115685 TO: TB5027 DATE: 890511 10:14:10
2001 PN-145

(6) CRT13651 C/TNL @ DASH SH #4 LONG 60C
MAX = 5.785 at 53.12 MS MIN = -8.661 at 30.64 MS

AXIS 1

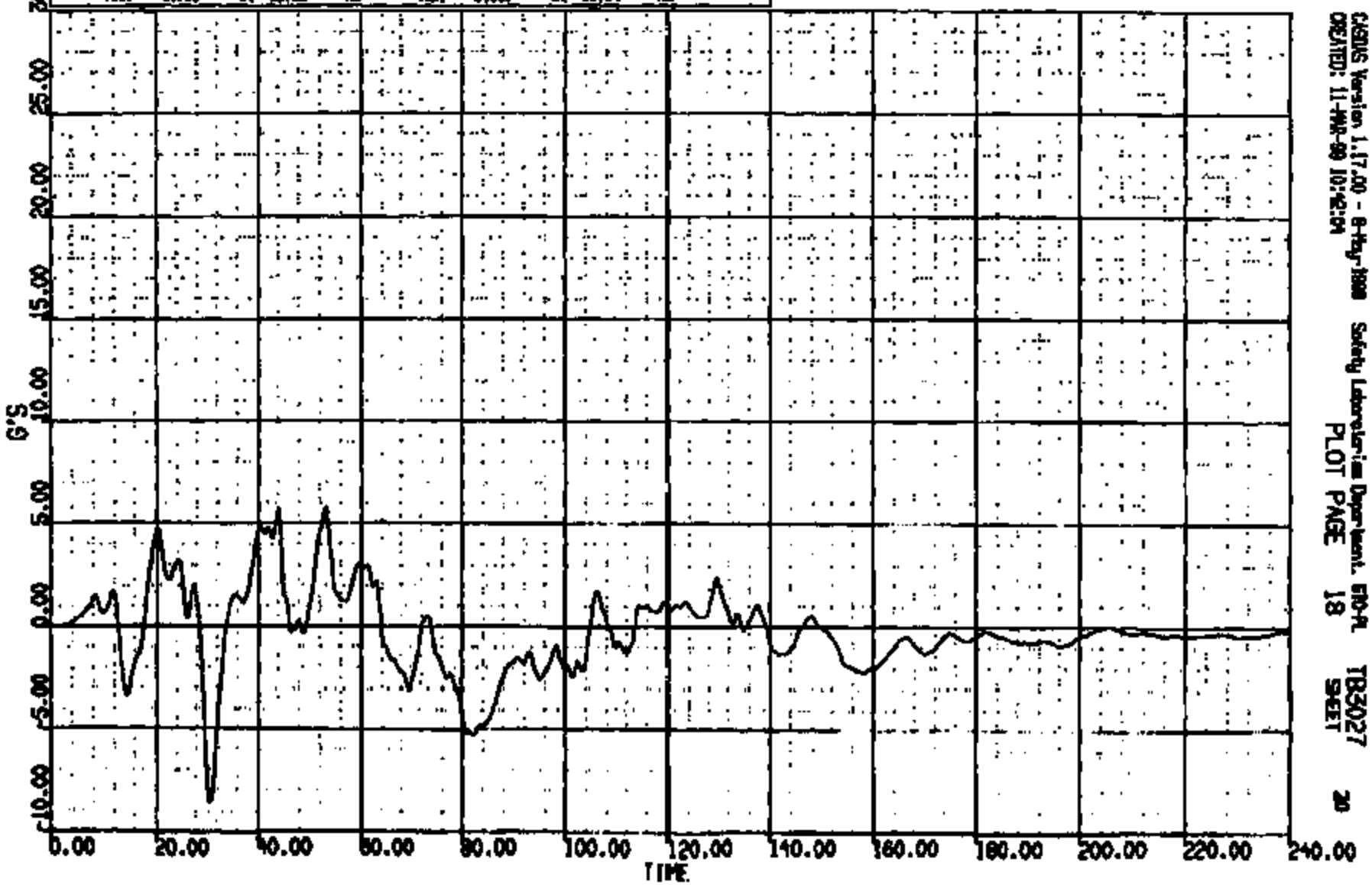

CARDIS Version 1.17.00 - 8-May-1989 Safety Laboratories Department, 870-R
CREATED: 11-MAR-89 10:42:04

PLOT PAGE 18 TB5027 SHEET 20

ENTIRE PAGE CONFIDENTIAL

CRTS 0011365

CR R: 11885 TO: TB5027 DATE: 990311 10:14:10
2001 FN-145

(7) CRU1365T C/TNL @ DASH SM #4 VERT 60C
MAX = 8.609 at 103.8 MS MIN = -6.729 at 35.00 MS AXIS 1

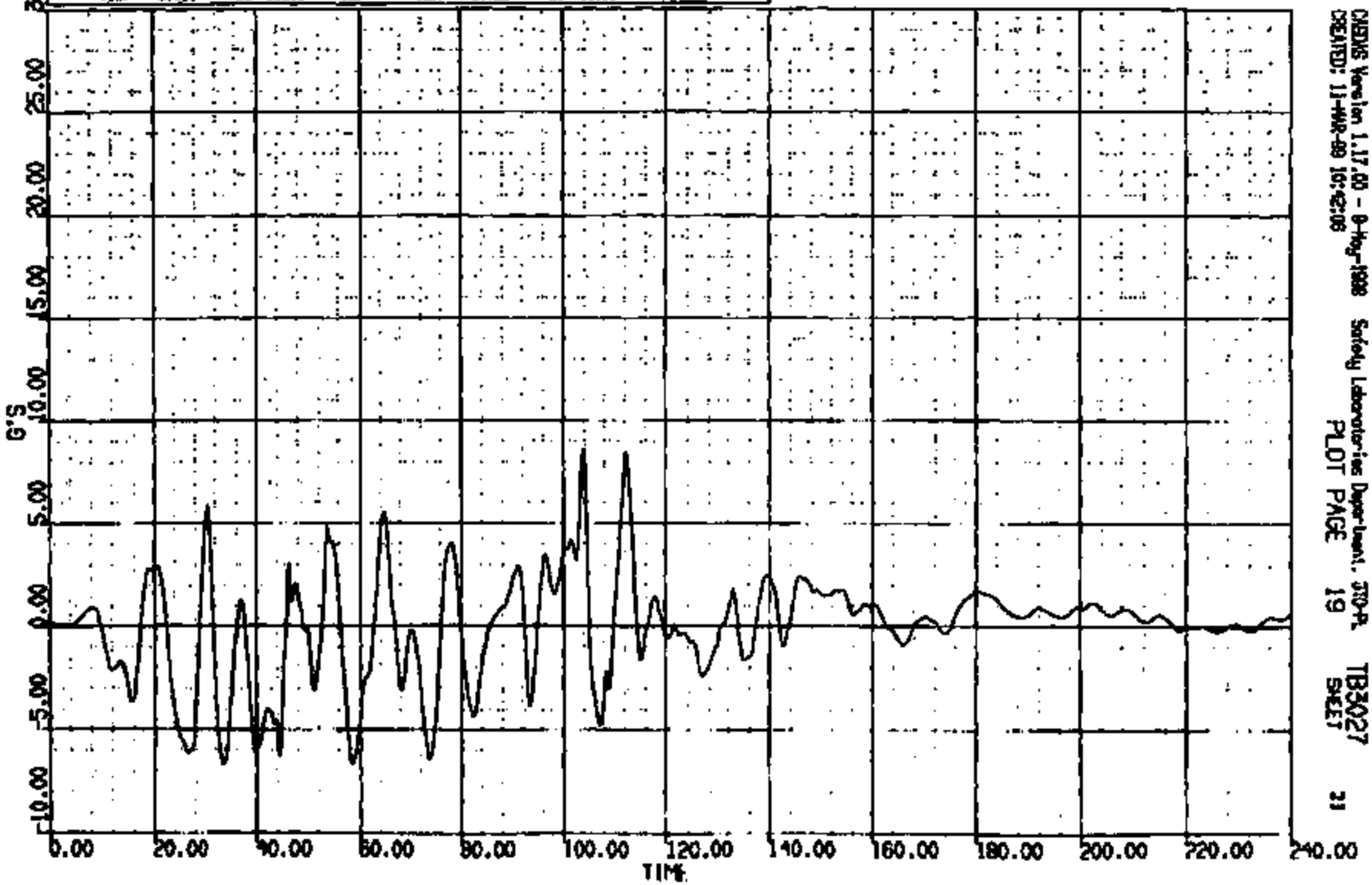

CHEMS Version 1.17.00 - 9-May-1988 Sandia Laboratories Department, 2130-A
CREATED: 11-MAR-99 15:42:06

PLOT PAGE 19 TB5027 SHEET 31

ENTIRE PAGE CONFIDENTIAL

CRTS 0011365

CR #: 11365 TO: TB5027 DATE: 990511 10:14:10
2001 FN-145

(8) CR011365T C/TNL @ DASH SM AA LAT 60C
MAX = 9.132 at 49.68 MS MIN = -1.759 at 8.380 MS AXIS 1

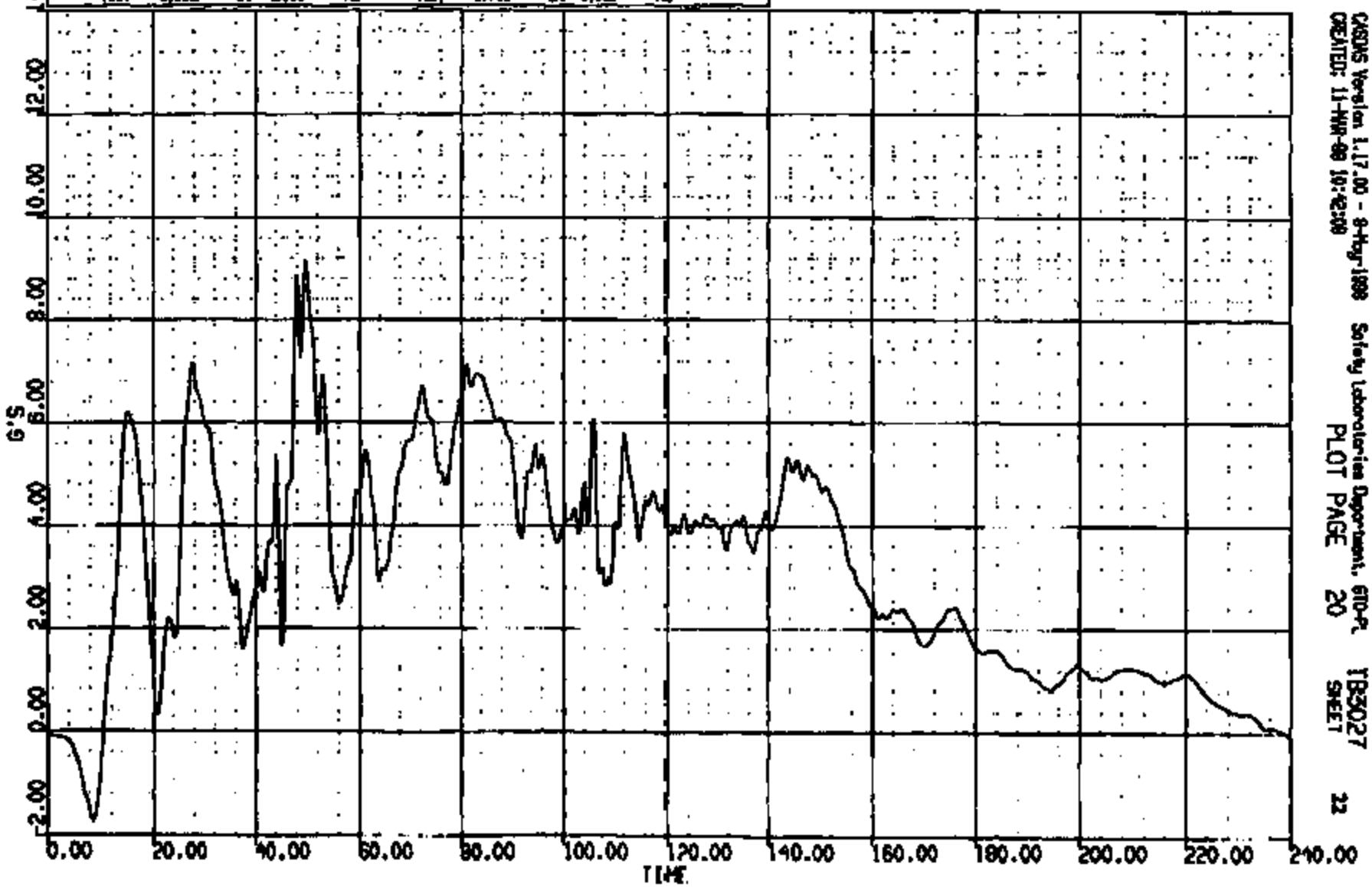

CASDAS Version 1.17.00 - 8-May-1998 Safety Laboratories Department, 610-PL
CREATED: 11-MAR-99 10:42:00

PLOT PAGE 20 TB5027 SHEET 22

ENTIRE PAGE CONFIDENTIAL

CRTS 0011365

CR #: 11585 TO: TB3027 DATE: 990511 10:14:10
2001 FN-145

(9) CR11585T C/TNL @ DASH RCN #6 LONG 60C
MAX = 10.00 at 112.0 MS MIN = -8.675 at 92.16 MS AXIS 1

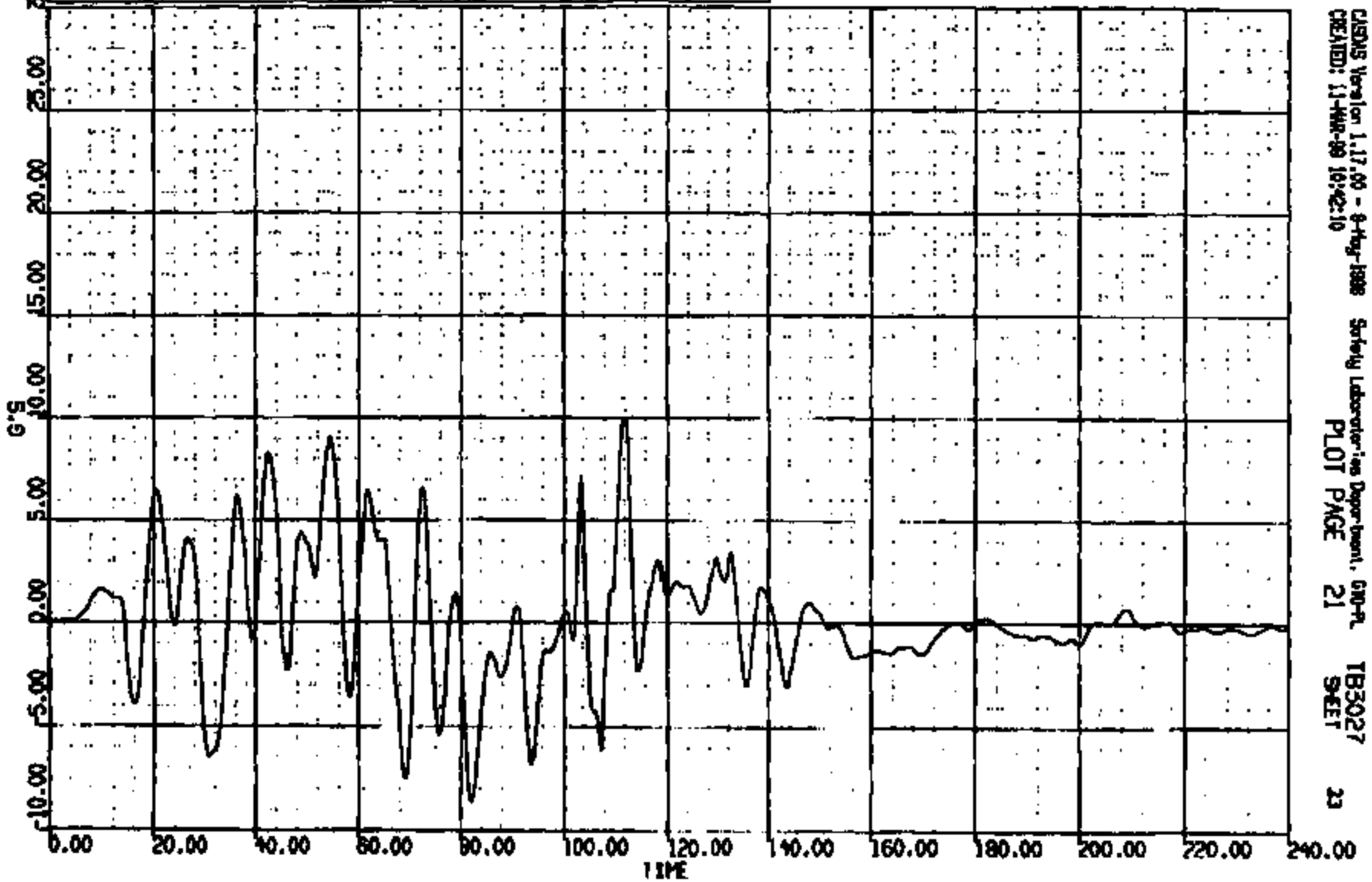

CASDAS Version 1.17.00 - 8-May-1998 Sandia Laboratories Department, 6100-R
CREATED: 11-MAR-99 10:42:10

PLOT PAGE 21 TB3027 SHEET 23

ENTIRE PAGE CONFIDENTIAL

CRTS 0011365

CR R: 11365 TO: TB5027 DATE: 990511 10:14:10
2001 FN-145

(10) CR11365T C/ML @ DASH RCM #6 VERT 60C
MAX = 8.096 at 110.6 MS MIN = -10.64 at 26.96 MS AXIS 1

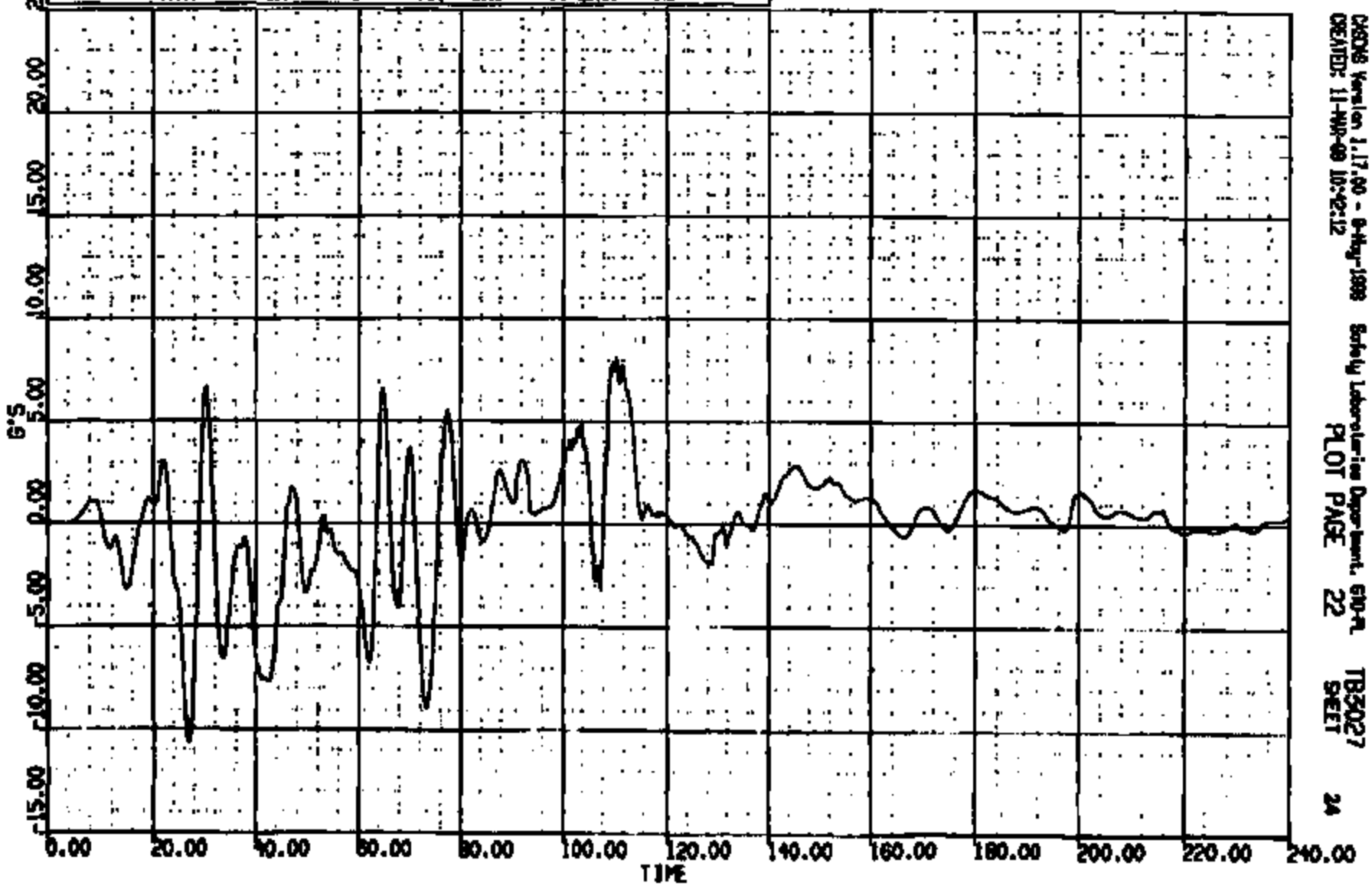

CRDAS Version 1.17.00 - 9-May-1988 Safety Laboratories Department, 610-R
CREATED: 11-NOV-98 10:42:12

PLOT PAGE 22 TB5027 SHEET 24

ENTIRE PAGE CONFIDENTIAL

CRTS 0011365

CR #: 11365 TO: TB5027 DATE: 980511 10:14:10
2001 FN-146

(11) CR11365T C/ML @ DASH RCM #6 LAT 60C
MAX = 9.681 at 25.00 MS MIN = -2.307 at 21.76 MS AXIS 1

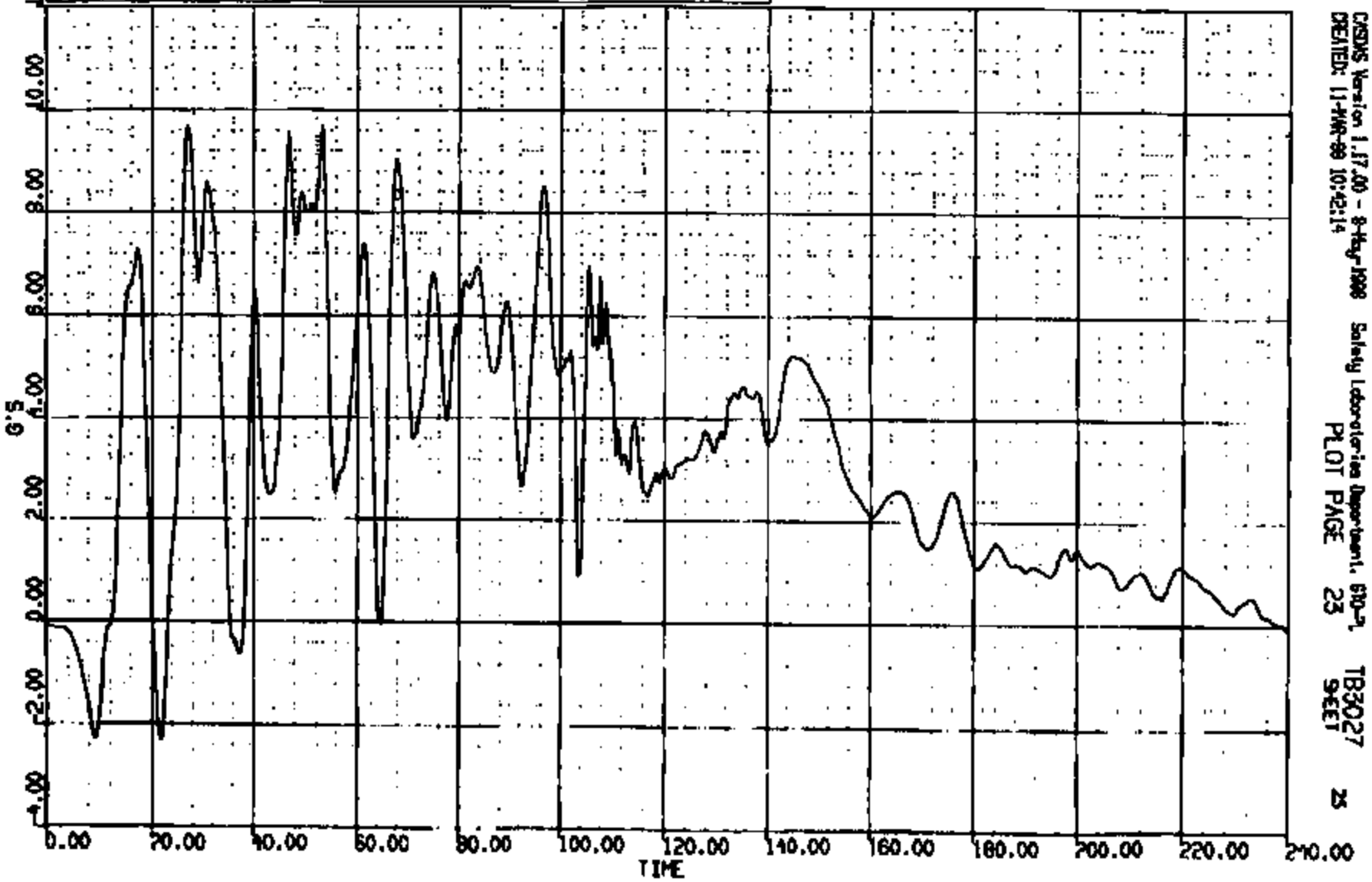

CASDAS Version 1.17.00 - 8-May-1998 Safety Laboratories Department, 690-P, PLOT PAGE 23 TB5027 SHEET 25
CREATED: 11-MAR-99 10:42:14

ENTIRE PAGE CONFIDENTIAL

CRTS 0011365

CR R: 11365 TO: TB5027 DATE: 990511 10:14:10
2001 FN-145

(16) CR11365 L/F DOOR @ BELTLINE MID LAT 60C
MAX = 89.46 at 25.94 MS MIN = -42.96 at 28.24 MS AXIS 1

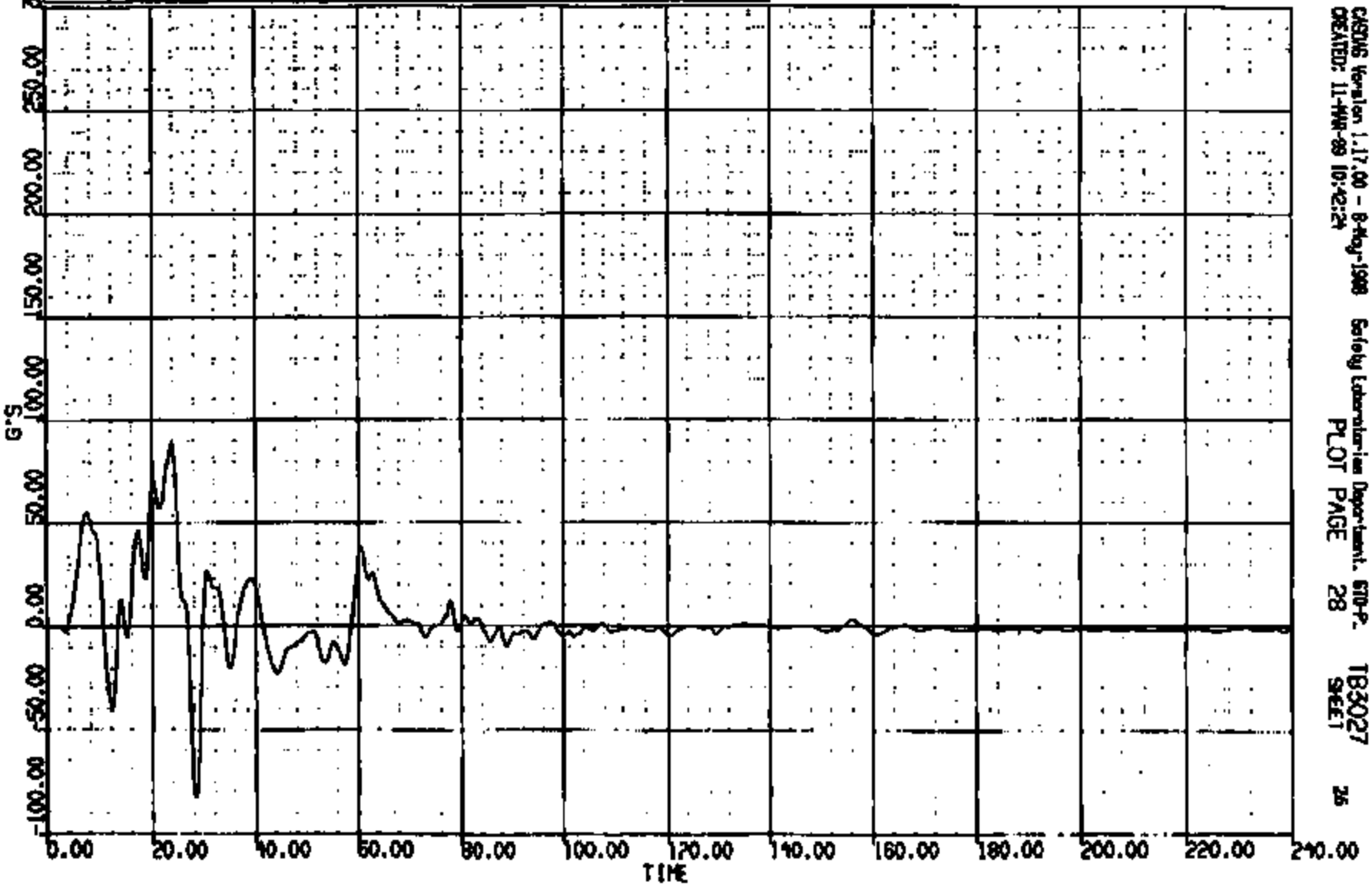

CASDAS Version 1.17.00 - 8-May-1998 Safety Laboratories Department. 610-P-
CREATED: 11-MAR-99 10:42:24 PLOT PAGE 28 TB5027 SHEET 26

ENTIRE PAGE CONFIDENTIAL

CRTS 0011365

CR R: 11555 TO: TB5027 DATE: 990511 10:14:10
2001 FN-145

(17) CR113651 L/F DOOR OVER AIRWEST LAT SOC
MAX = 58.69 at 22.72 MS MIN = -25.34 at 15.20 MS AXIS 1

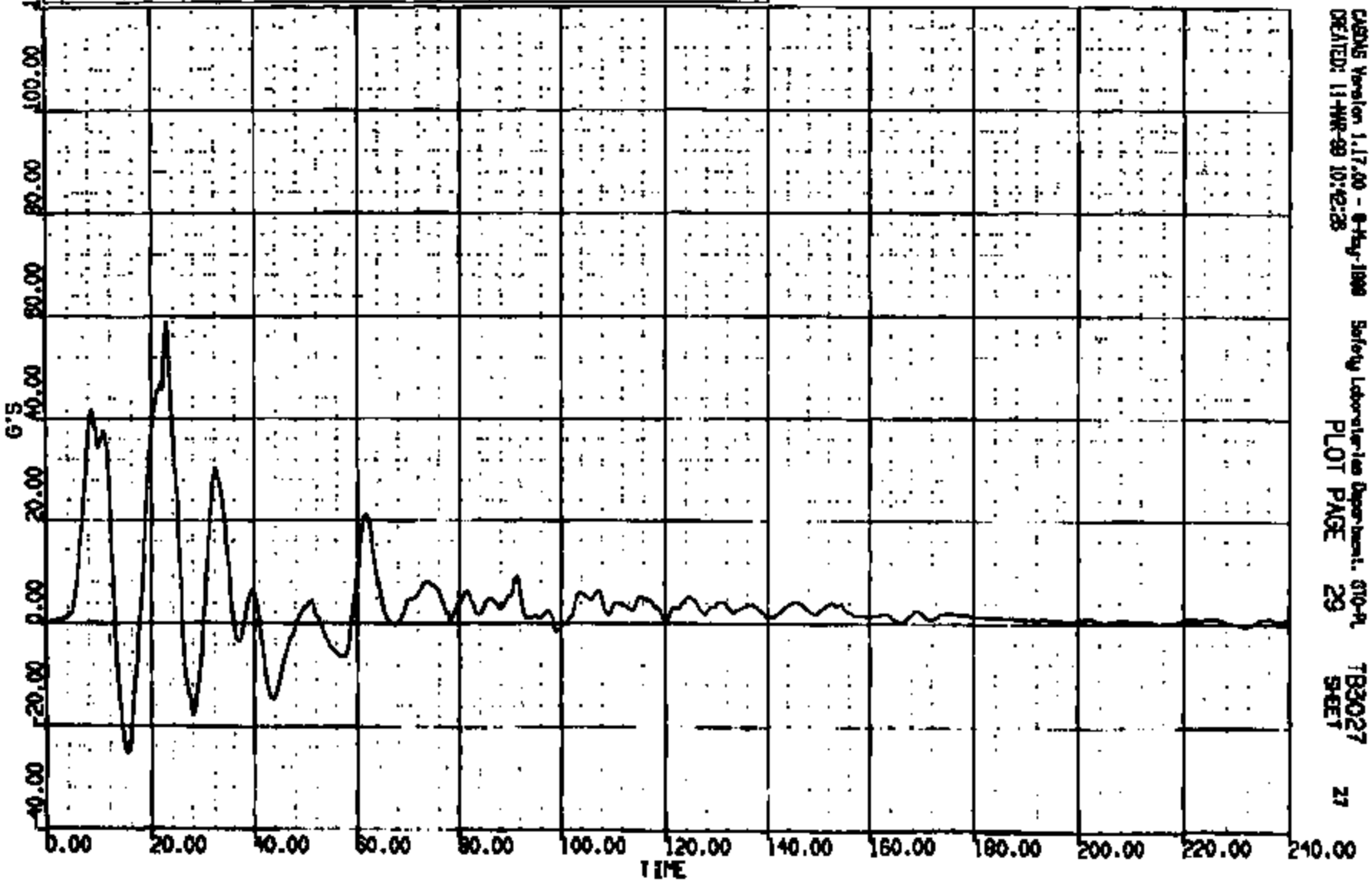

CASDAS Version 1.17.00 - 8-May-1998 Safety Laboratories Department, 010-PL
CREATED: 11-MAR-99 10:42:28

PLOT PAGE 29 TB3027 SHEET 27

ENTIRE PAGE CONFIDENTIAL

CRTS 0011365

CR R: 11595 TO: TB3027 DATE: 890811 10:14:10
2001 FN-146

(18) OR11365T L/F DOOR REAR OF SEAT H-PT LAT 60C
MAX = 154.1 at 18.24 MS MIN = -92.01 at 14.56 MS AXIS 1

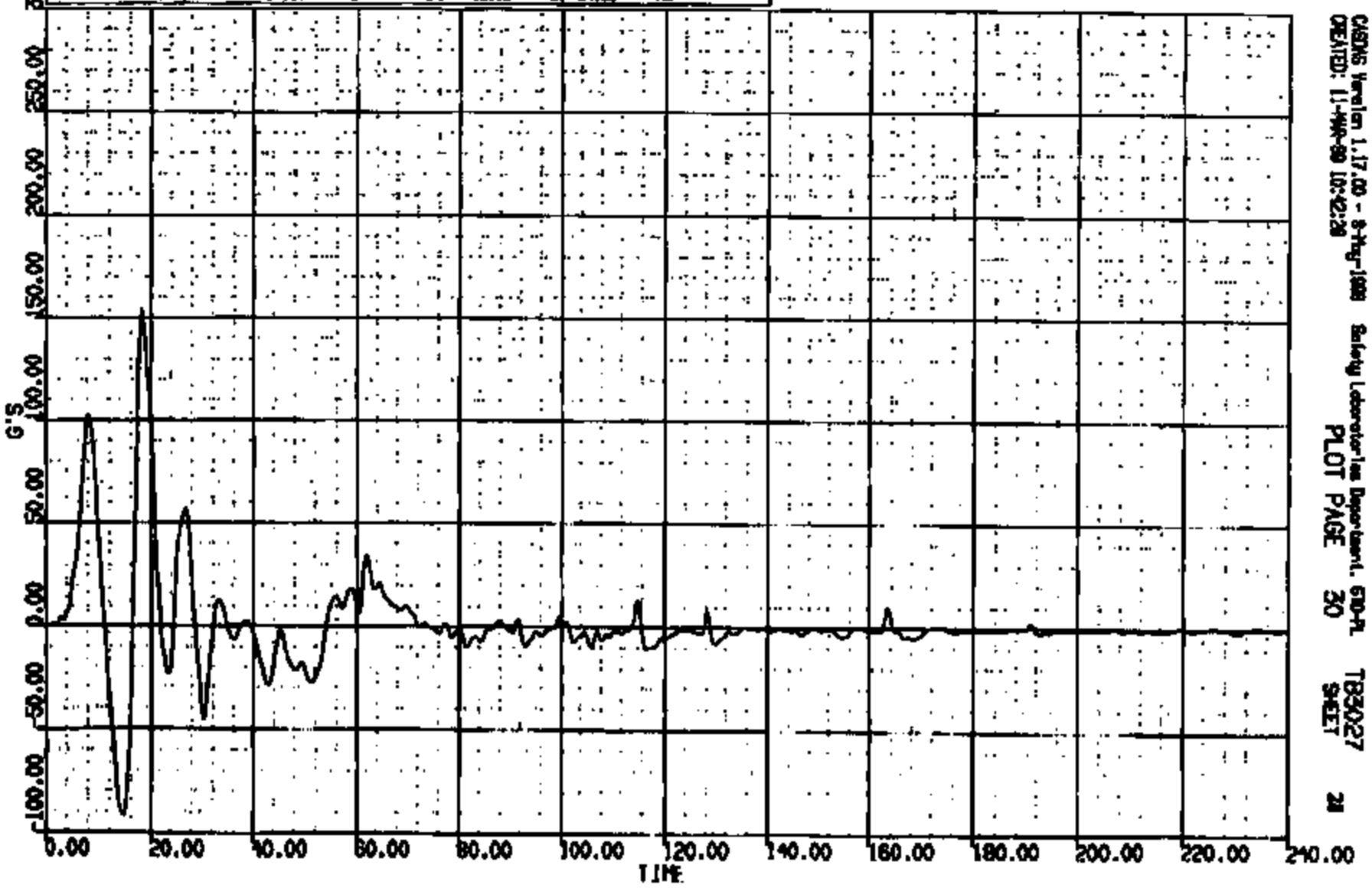

CARDAS Version 1.17.00 - 8-May-1989 Safety Laboratories Department, 600-PL
CREATED: 11-MAR-89 10:42:28

PLOT PAGE 30 TB3027 SHEET 28

ENTIRE PAGE CONFIDENTIAL

CRTS 0011365

CR R: 11365 TO: TB5027 DATE: 890511 10:14:10
2001 PN-145

(19) CR11365T L/F DOOR SPEAKER HOLE LAT 60C
MAX = 27.45 at 35.92 MS MIN = -17.62 at 15.69 MS AXIS 1

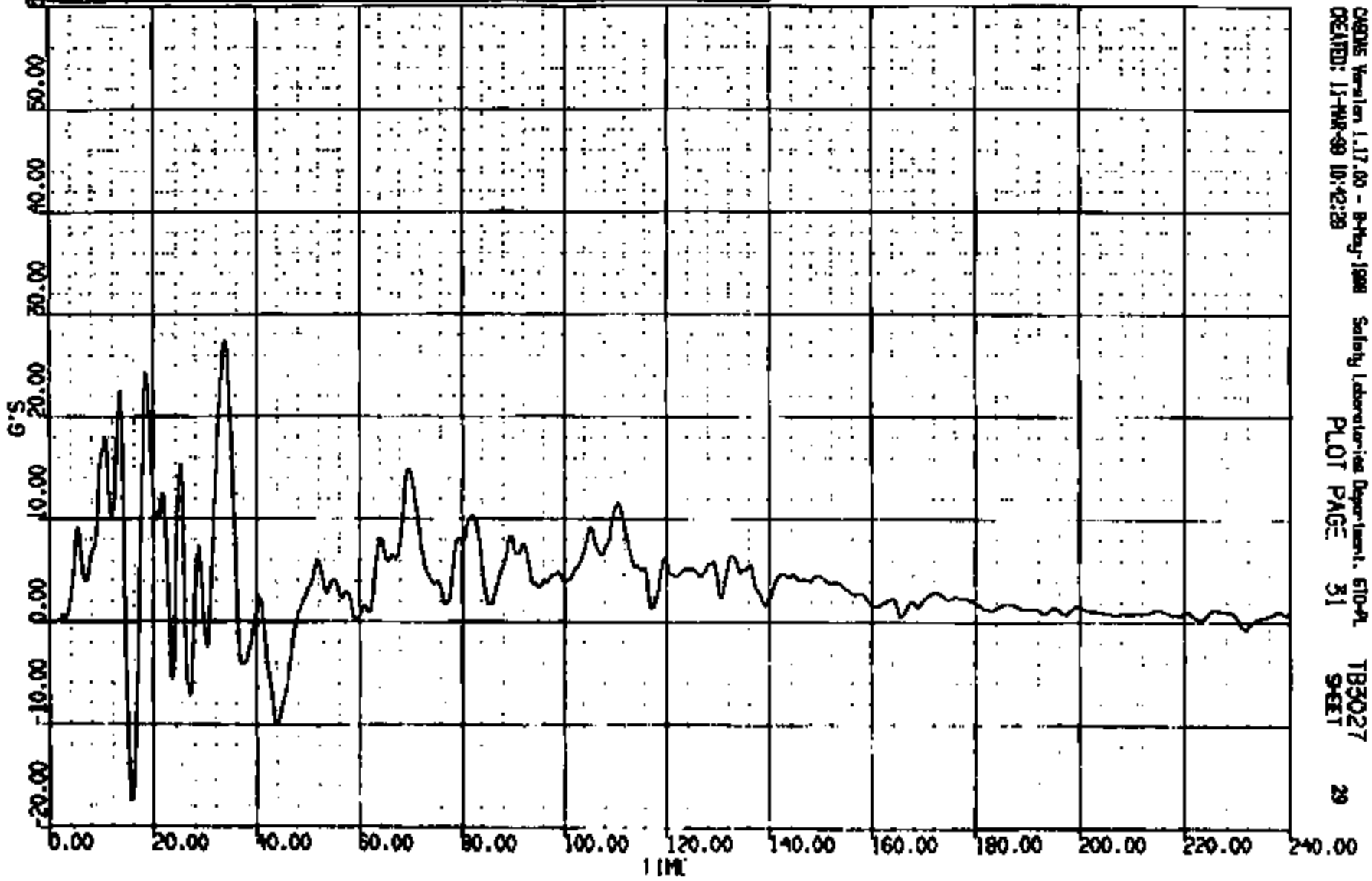

CARDINE Version 1.17.00 - 8-May-1988 Safety Laboratories Department, 610-PL
CREATED: 13-MAR-89 10:42:28

PLOT PAGE 31 TB3027 SHEET 29

ENTIRE PAGE CONFIDENTIAL

CRTS 0011365

CR R: 11365 TO: TB5027 DATE: 990311 10:14:10
2001 FN-145

(22) CR11365T L/F FLRPAN 6#2 INBR CTR SHIP LONG 60C
MAX = 7.535 at 35.44 MS MIN = -6.365 at 31.20 MS AXIS 1

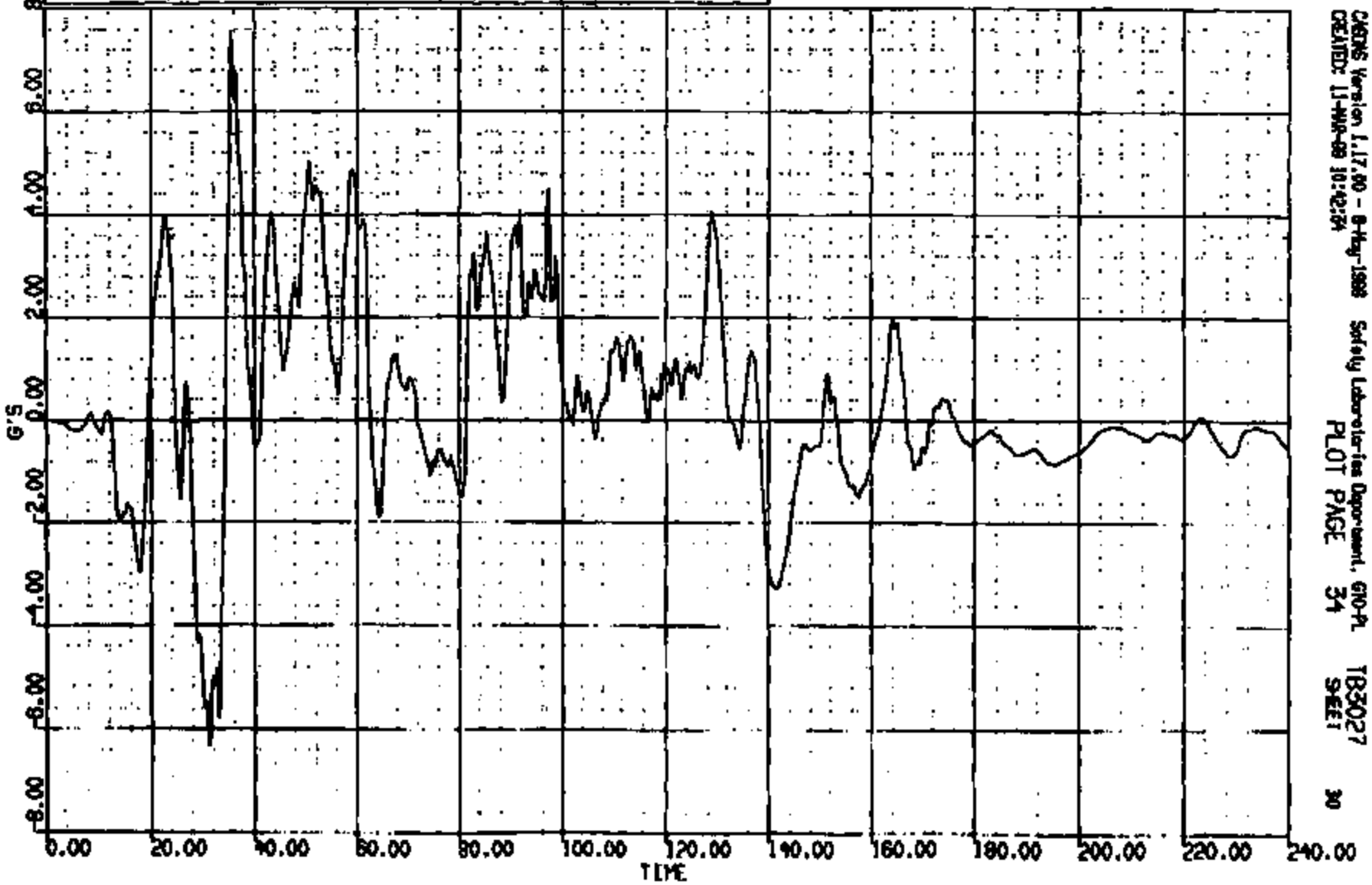

CAGENS Version 1.17.00 - 8-May-1998 Safety Laboratories Department, 610-PL
CREATED: 11-MAR-98 10:42:24

PLOT PAGE 34 TB3027 SHEET 30

ENTIRE PAGE CONFIDENTIAL

CRTS 0011365

CR R: 11888 TO: TB3027 DATE: 990311 10:14:10
2001 FN-14S

(25) CRU1365T L/F FLRPAN 002 XMBR CTR SWMS VERT 60C
MAX = 19.47 at 28.00 MS MIN = -22.05 at 52.56 MS

AXIS 1

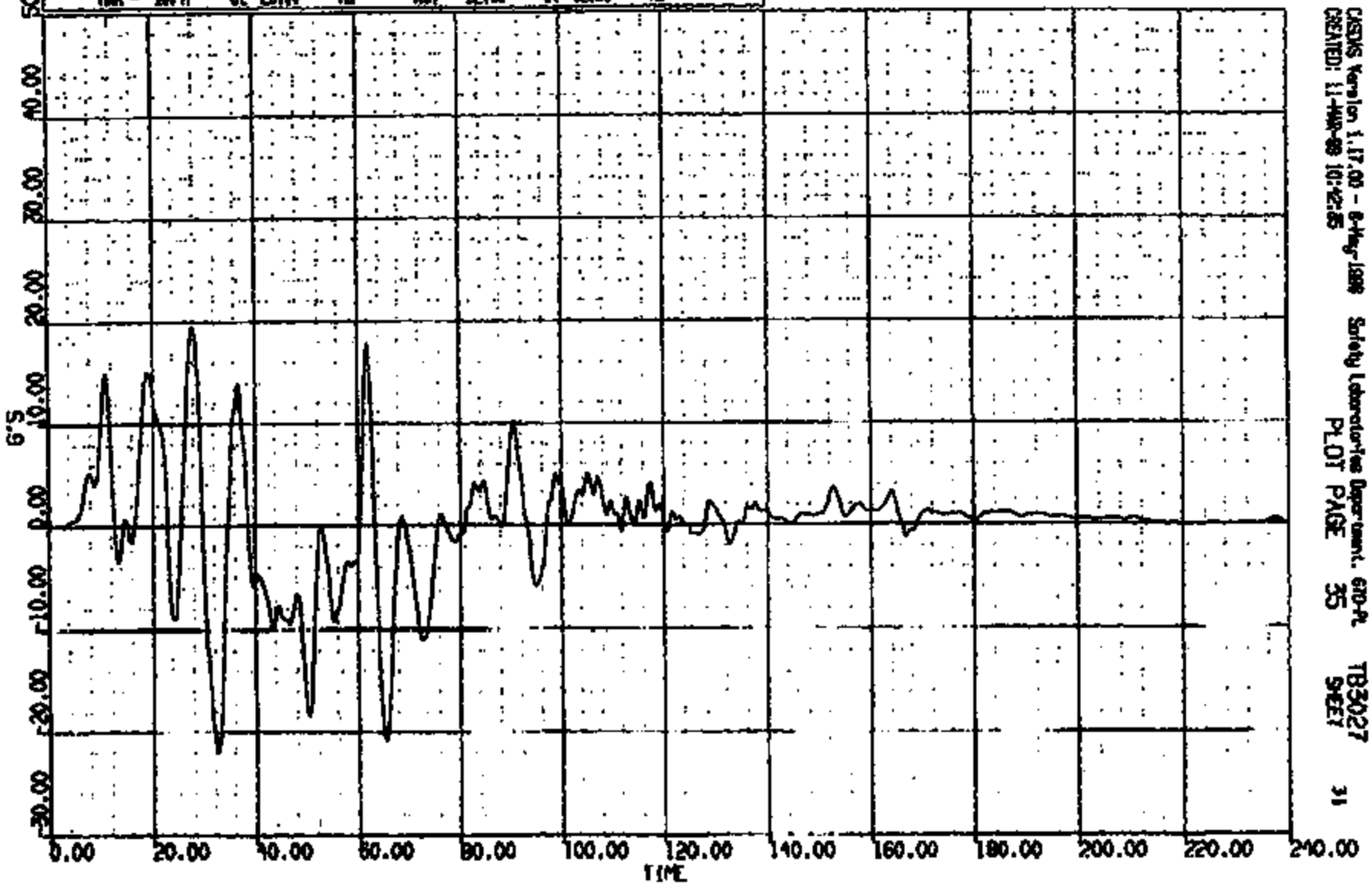

CASTAS Version 1.17.00 - 8-May-1998 Safety Laboratories Department, 670-Pt.
CREATED: 11-MAR-99 10:12:05

PLOT PAGE 35 TB3027 SHEET 31

ENTIRE PAGE CONFIDENTIAL

CRTS 0011365

CR R: 11865 TO: T85027 DATE: 990511 10:14:10
2001 FN-145

(24) CRT1365T L/F FLRPAN 6M2 20HR CTR SMP9 LAT 60C
MAX = 23.28 at 23.76 MS MIN = -10.42 at 82.24 MS AXIS 1

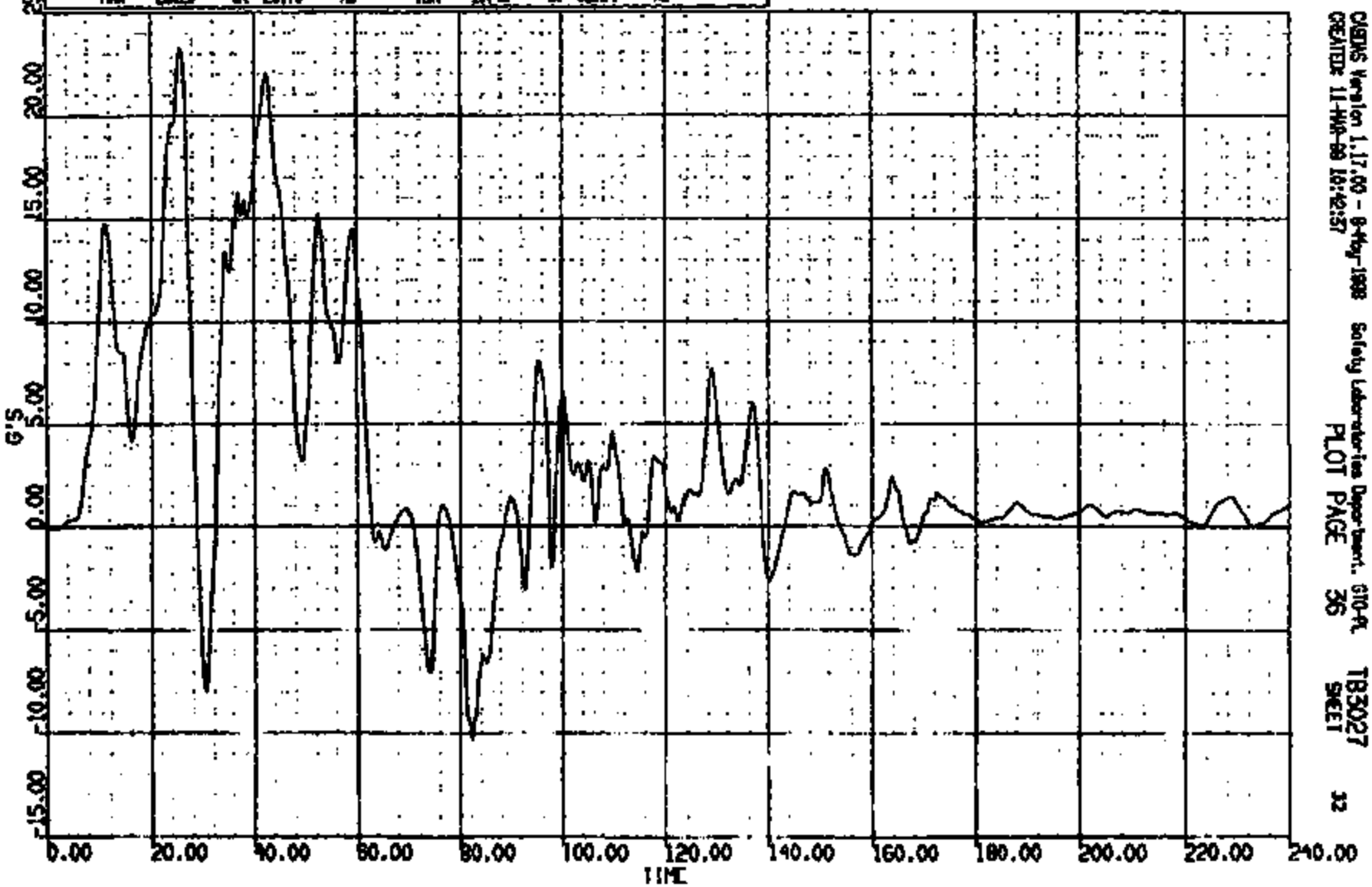

CAEDMS Version 1.17.00 - 8-May-1998 Safety Laboratories Department, 610-PL
CREATED: 11-MAR-99 18:42:57

PLOT PAGE 36 TB3027 SHEET 32

ENTIRE PAGE CONFIDENTIAL

CRTS 0011365

CR #: 11565 TO: TB3027 DATE: 980511 10:14:10
2001 FN-145

(26) CR11365T C/L TAL BTWN F/SEATS SH #8 LONG 60C
MAX = 4.025 at 45.36 MS MIN = -5.147 at 31.41 MS

AXIS 1

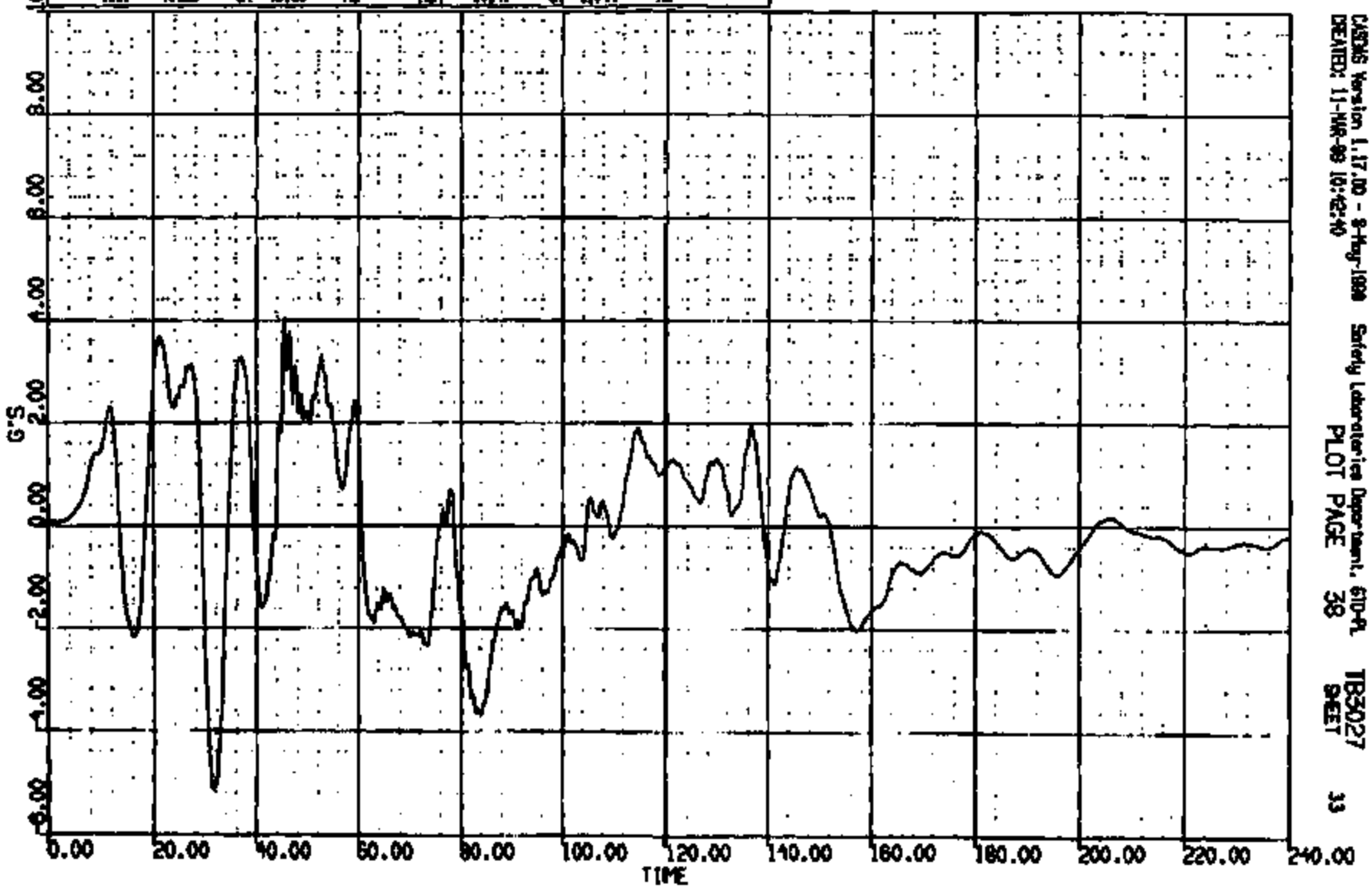

CASIAS Version 1.17.00 - 9-May-1989 Safety Laboratories Department, 610-PL
CREATED: 11-MAR-98 10:42:40

PLOT PAGE 38 TB3027 SHEET 33

ENTIRE PAGE CONFIDENTIAL

CRTS 0011365

CR R: 11565 TO: TB3027 DATE: 990511 10:14:10
2001 FN-143

(27) CR11365T C/L TNL BTWN F/SEATS SN #8 VERT GOC
MAX = 5.286 at 104.6 MS MIN = -21.47 at 46.32 MS AXIS 1

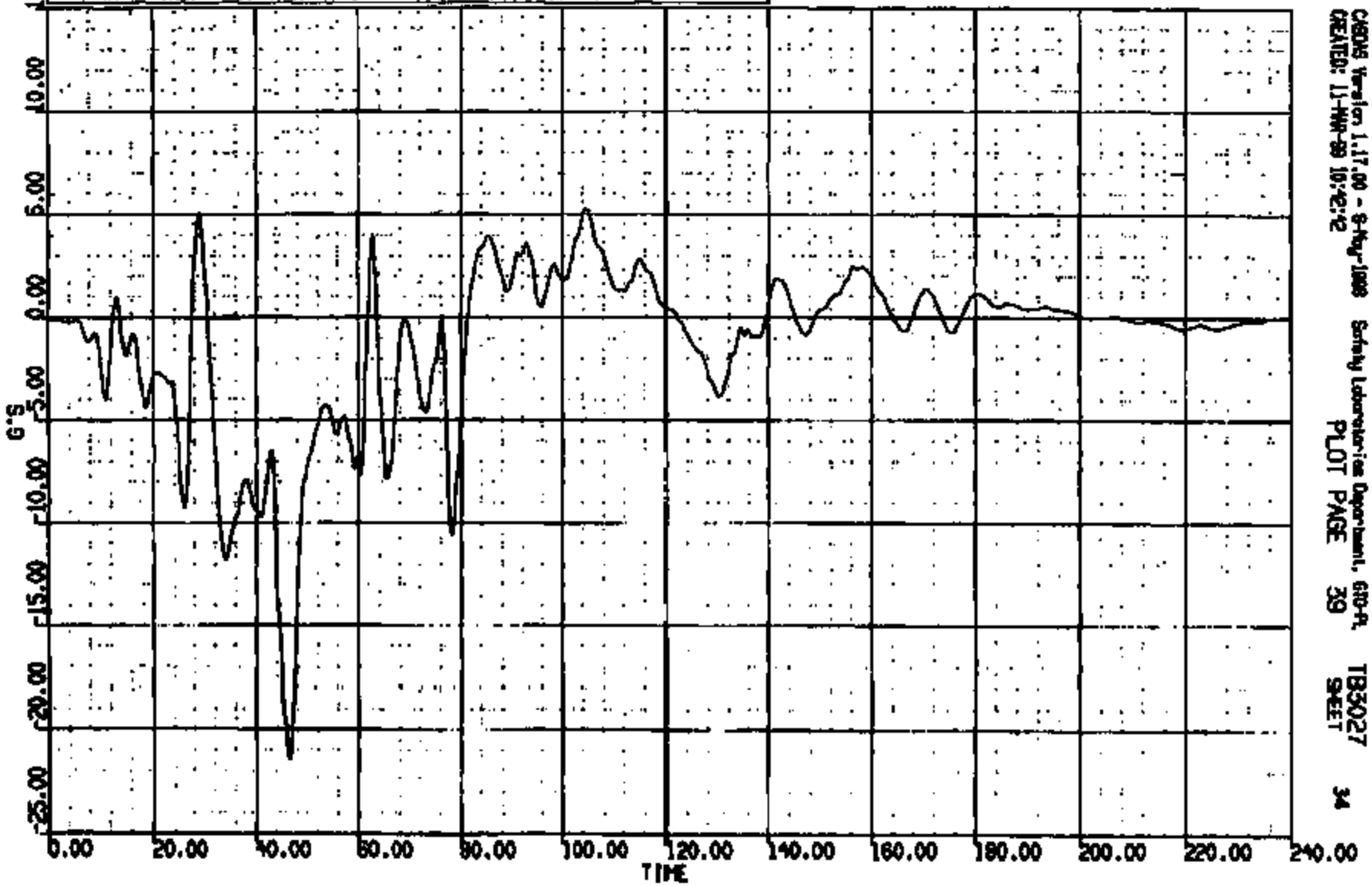

CASDAS Version 1.17.00 - 9-May-1988 Safety Laboratories Department, 600-R, TB3027
CREATED: 11-MAR-89 10:42:42 PLOT PAGE 39 SHEET 34

ENTIRE PAGE CONFIDENTIAL

CRTS 0011365

CR #: 11565 TO: TB3027 DATE: 990511 10:14:10
2001 FN-145

(28) CRI13GST C/L TNL BTWN F/SEATS SN #8 LAT 60C
MAX = 17.24 at 46.01 MS MIN = -2.218 at 65.01 MS AXIS 1

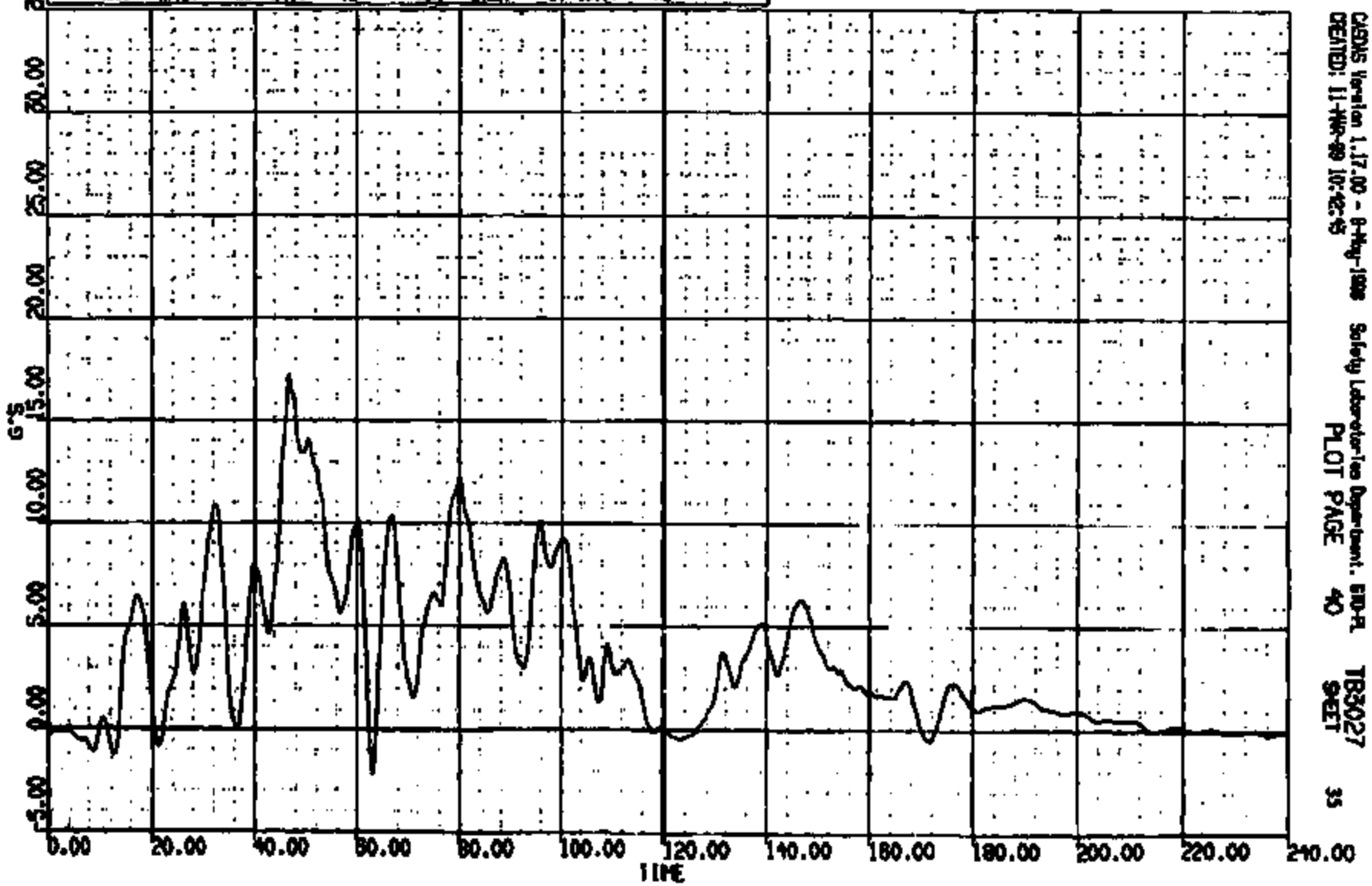

CAEDAS Version 1.17.00 - 8-May-1998 Safety Laboratories Department, EID-PL
CREATED: 11-MAY-99 10:42:49

PLOT PAGE 40 TB3027 SHEET 35

ENTIRE PAGE CONFIDENTIAL

CRTS 0011365

CR R: 11585 TO: T@2027 DATE: 990511 10:14:10
2001 FN-145

(29) CRT13857 L/B-PLR INSIDE @ ROOF LAT SOC
MAX = 28.01 at 32.00 MS MIN = -13.00 at 17.28 MS

AXIS 1

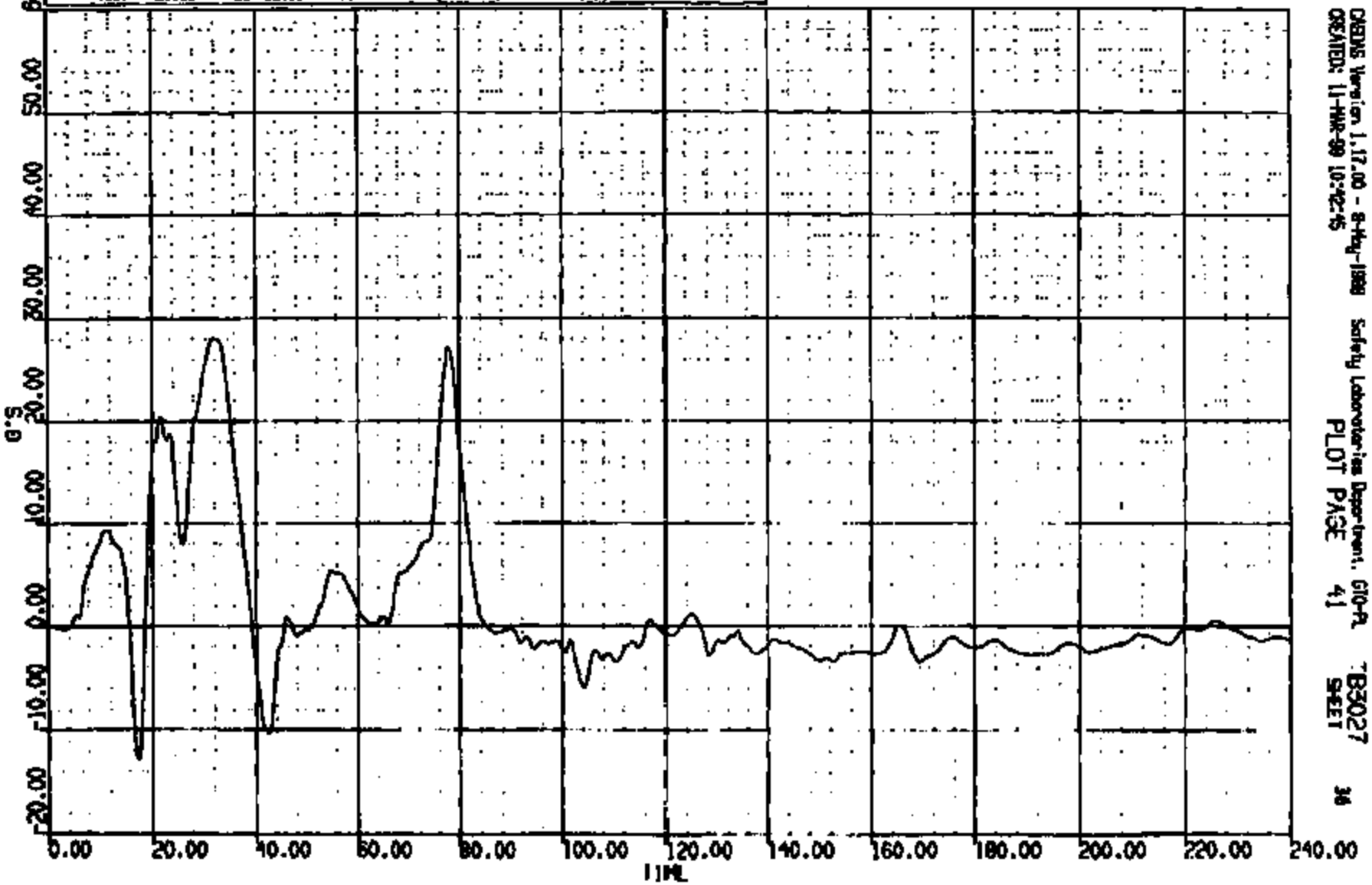

DYNAMIC Version 1.17.00 - 8-May-1998
CREATED: 11-MAR-99 10:42:45

Safety Laboratories Department, 610-PL
PLOT PAGE 41

T@2027
SHEET 34

ENTIRE PAGE CONFIDENTIAL

CRTS 0011365

CR R: 11365 TO: T85027 DATE: 990511 10:14:10
2001 FN-145

(30) CR11365T L/B-PLR INSIDE 8 BELTLINE LAT 60C
MAX = 58.27 at 19.44 MS MIN = -6.992 at 15.52 MS AXIS 1

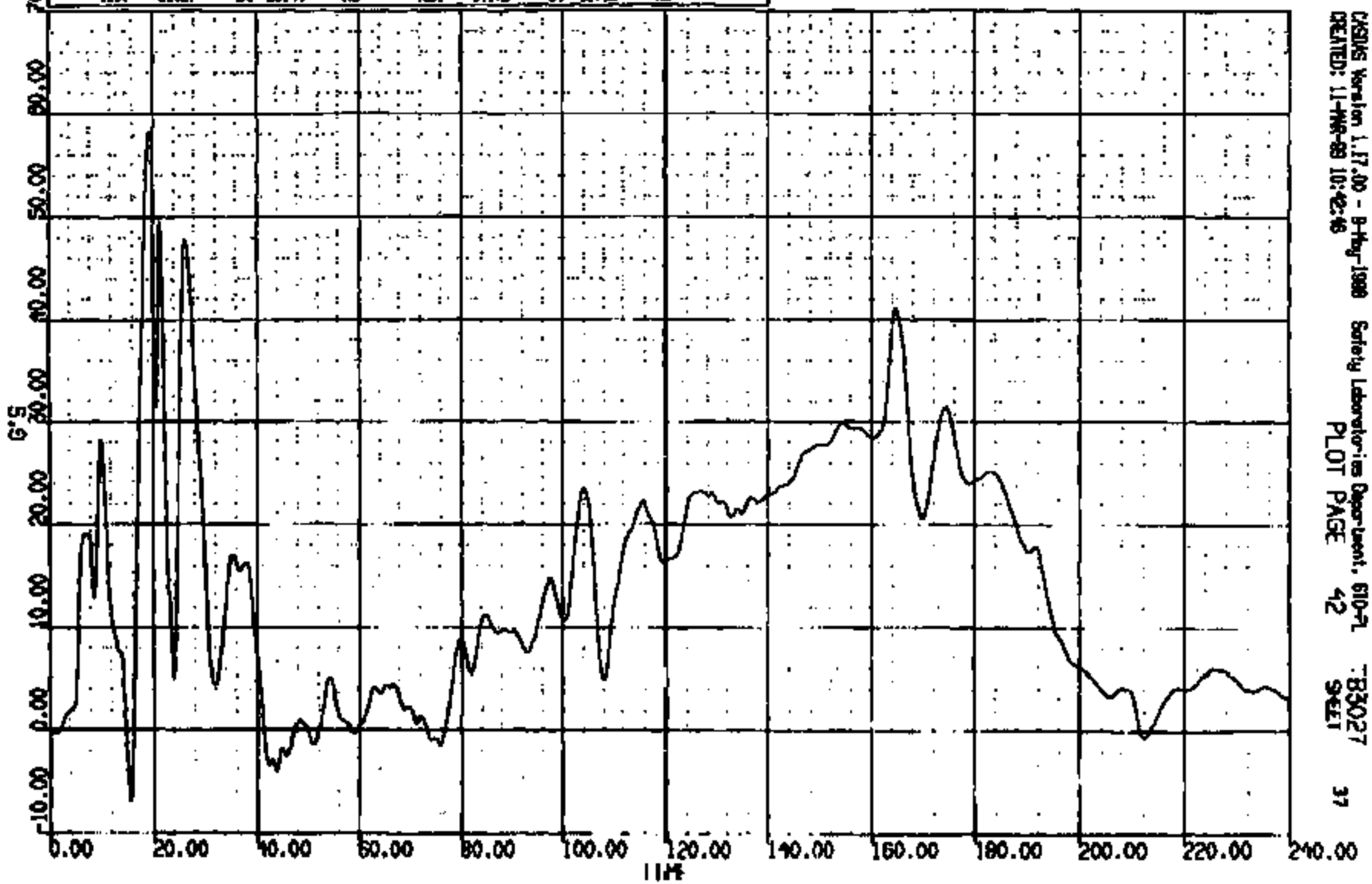

CASDAS Version 1.17.00 - 8-May-1998 Safety Laboratories Department, 610-7L
CREATED: 11-MAR-98 10:42:46 PLOT PAGE 42 T85027 SHEET 37

ENTIRE PAGE CONFIDENTIAL

CRTS 0011365

CR #: 11565 TO: TB5027 DATE: 990511 10:14:10
2001 FN-146

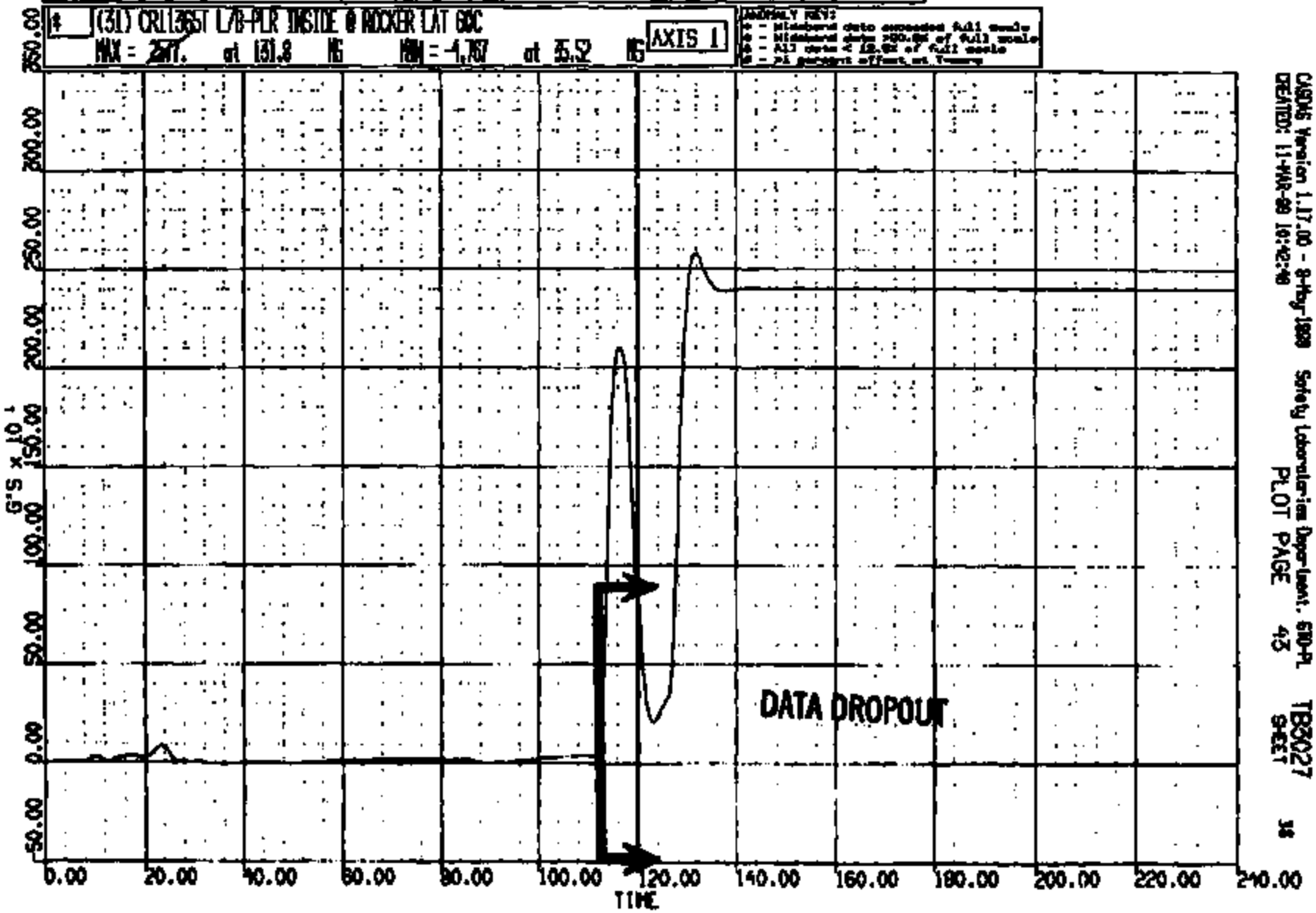

CASDAS Version 1.17.00 - 8-May-1989 Safety Laboratories Department. 610-PL
CREATED: 11-MAR-89 10:42:40 PLOT PAGE 43 TB3027 SHEET 38

ENTIRE PAGE CONFIDENTIAL

CRTS 0011365

CR R: 11365 TO: T85027 DATE: 990511 10:14:10
2001 FN-145

(52) CR11365T LAR DOOR @ BELTLINE MID LAT 60C
MAX = 30.01 at 109.8 MS MIN = -25.67 at 103.6 MS AXIS 1

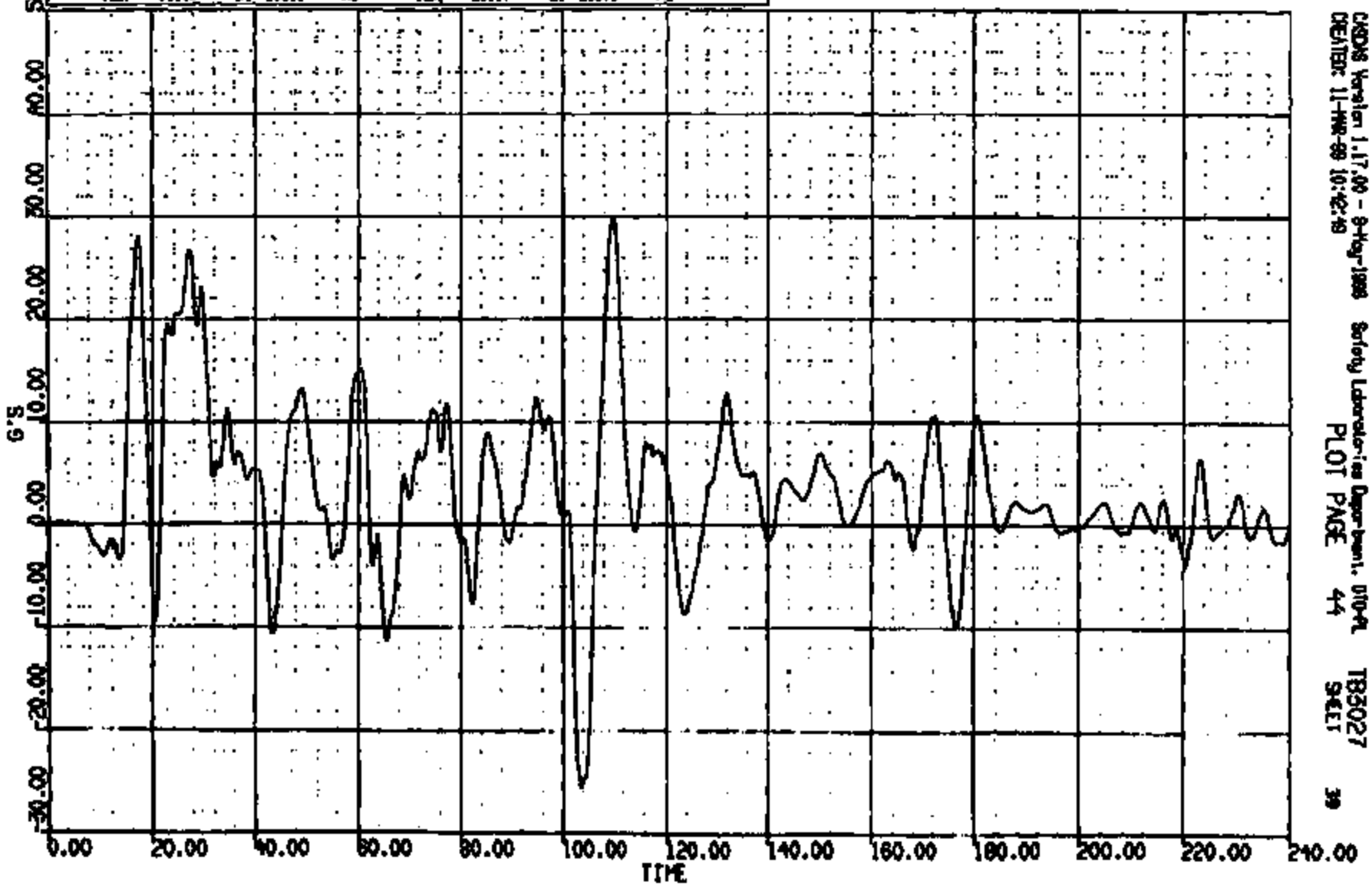

CASDAS Version 1.17.00 - 8-May-1998 Safety Laboratories Department, 010-PL
CREATED: 11-MAR-99 10:42:49 PLOT PAGE 44 T85027 SHEET 39

ENTIRE PAGE CONFIDENTIAL

CRTS 0011365

CR R: 11565 TO: TB5027 DATE: 990511 10:14:10
2001 FN-145

(33) CR11565T L/R DOOR OVER ARMREST LAT 60C
MAX = 33.85 at 25.44 MS MIN = -26.76 at 102.2 MS

AXIS 1

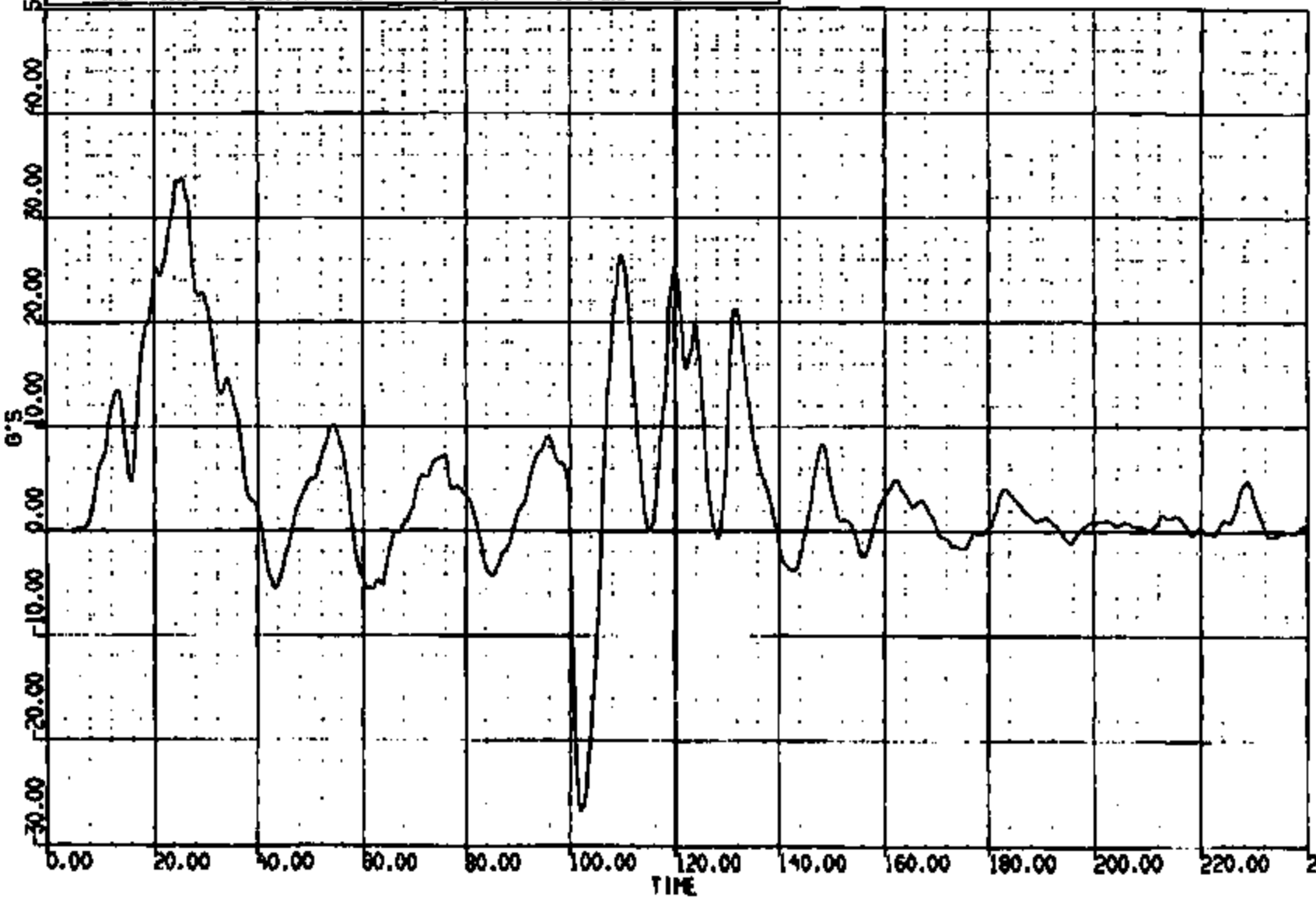

CARDAS Version 1.17.00 - 8-May-1998 Safety Laboratories Department, 690-P-
CREATED: 11-MAR-99 16:42:51

PLOT PAGE 45 TB5027 SHEET 40

ENTIRE PAGE CONFIDENTIAL

CRTS 0011365

CR R: 11365 TO: TB3027 DATE: 990311 10:14:10
2001 FN-146

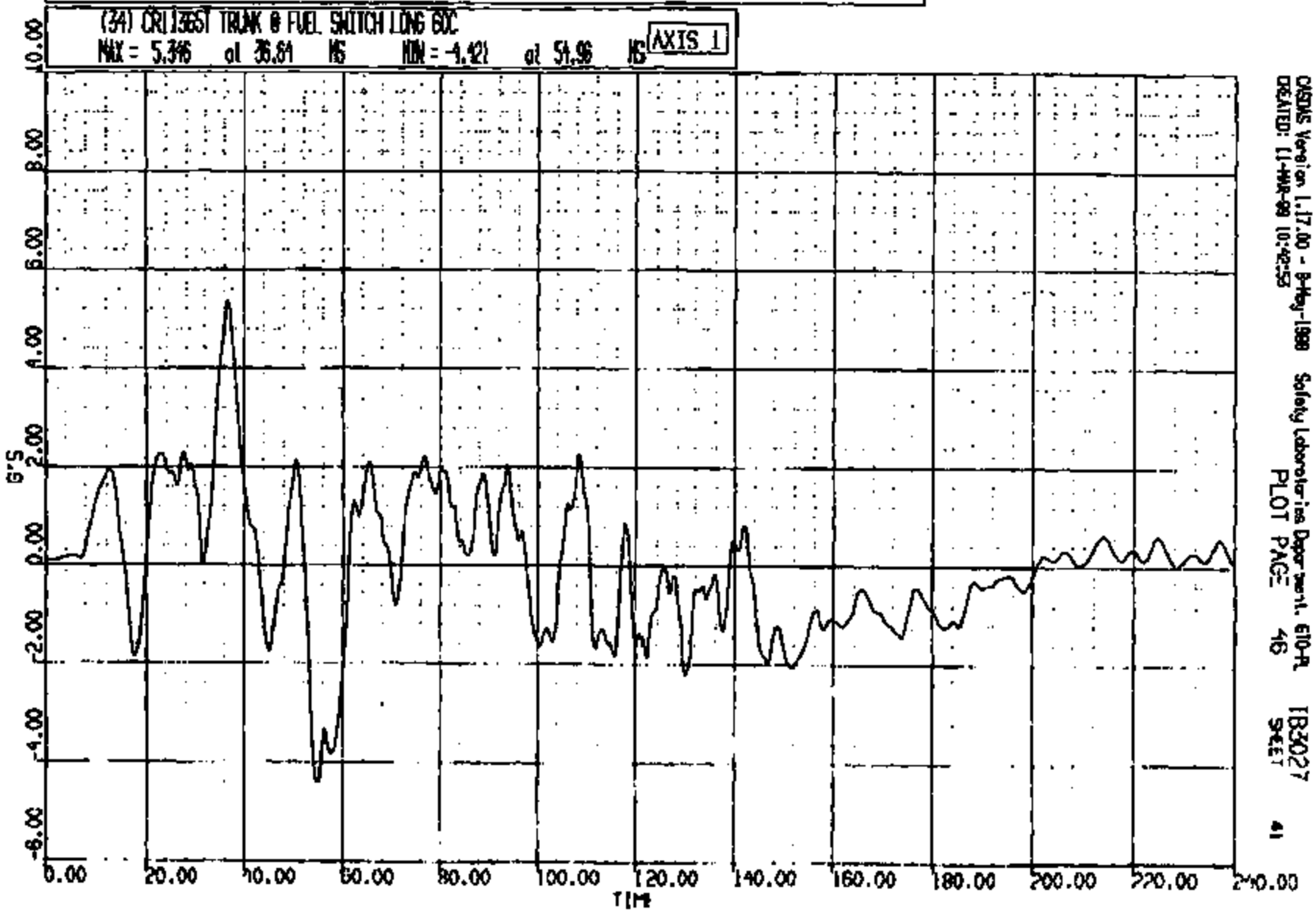

CASDAS Version 1.17.00 - 8-May-1988 Safety Laboratories Department, 610-R
CREATED: 11-MAR-99 10:42:53

PLOT PAGE 46 TB3027 SHEET 41

ENTIRE PAGE CONFIDENTIAL

CRTS 0011365

CR R: 11365 TO: TS5027 DATE: 990511 10:14:10
2001 FN-145

(35) CR11365T TRUNK @ FUEL SWITCH VERT 60C
MAX = 10.25 at 35.40 MS MIN = -6.113 at 28.16 MS AXIS 1

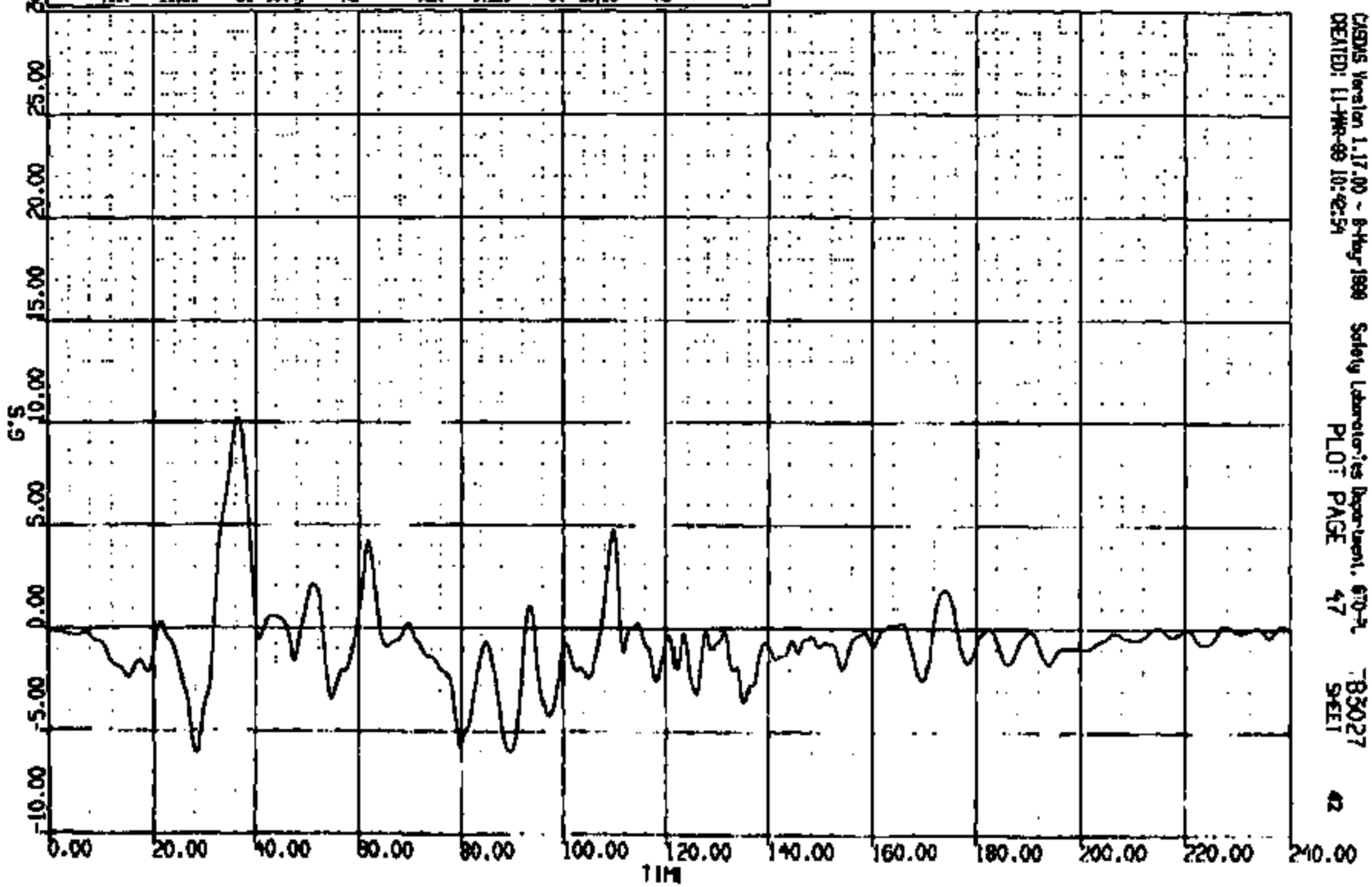

CASDAS Version 1.17.00 - 8-May-1998 Safety Laboratories Department, 670-7L
DERIVED: 11-MAR-99 10:42:54 PLOT PAGE 47 TS5027 SHEET 42

ENTIRE PAGE CONFIDENTIAL

CR R: 11385 TO: TB3027 DATE: 990311 10:14:10
2001 FN-146

(36) CR11365T TRUNK @ FUEL SWITCH LAT 60C
MAX = 17.68 at 37.36 MS MIN = -2.665 at 77.68 MS AXIS 1

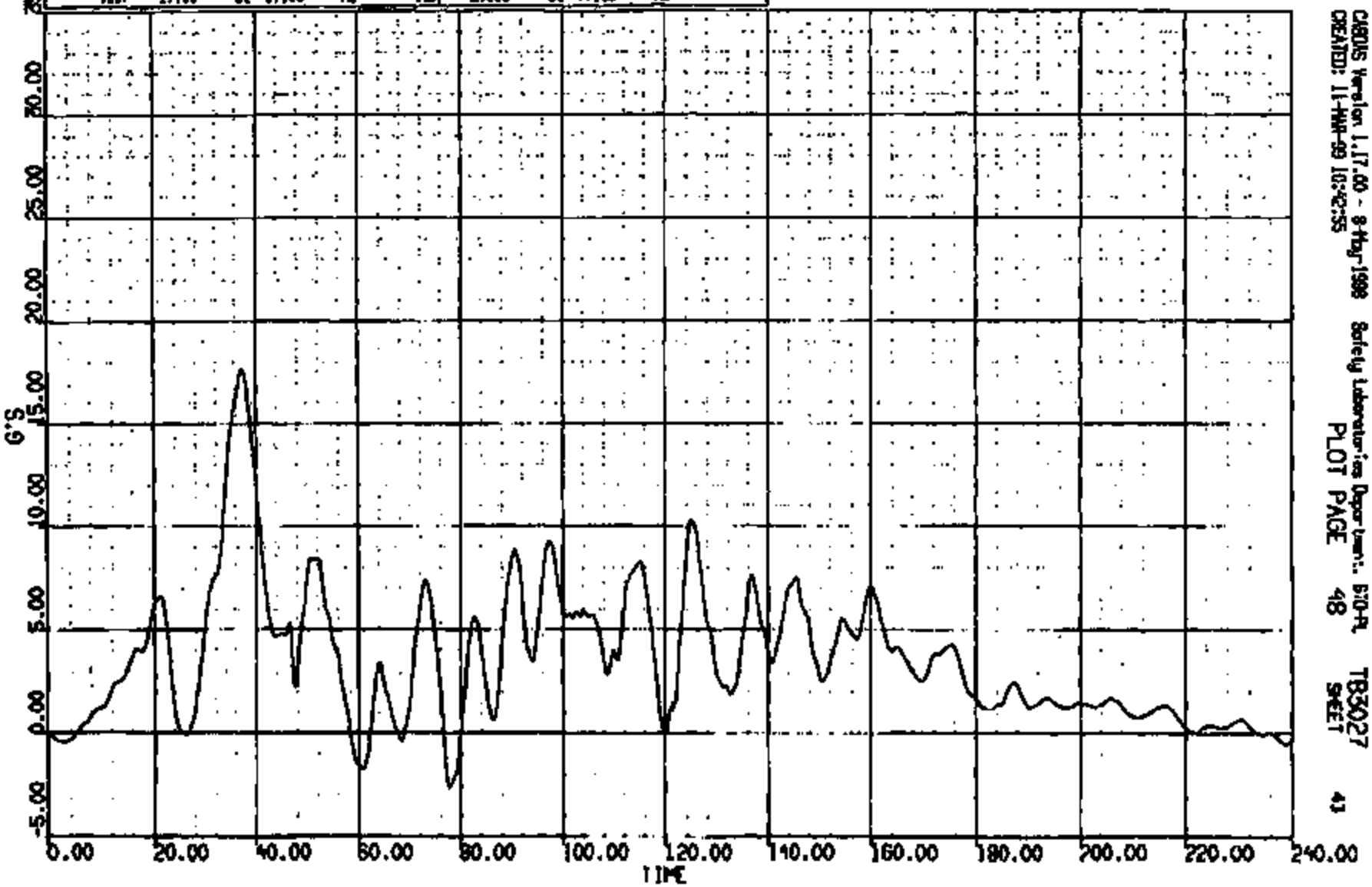

CABDAS Version 1.17.00 - 8-May-1998 Safety Laboratories Department 510-R
CREATED: 11-MAR-99 16:42:55 PLOT PAGE 48 TB3027 SHEET 43

ENTIRE PAGE CONFIDENTIAL

CRTS 0011365

CR R: 11365 TO: TB3027 DATE: 990511 10:14:10
2001 FN-146

(37) CR11365T R/F FLRPAN 002 XMBR CTR SW10 LONG 60C
MAX = 4.091 at 53.20 MS MIN = -5.907 at 31.36 MS

AXIS 1

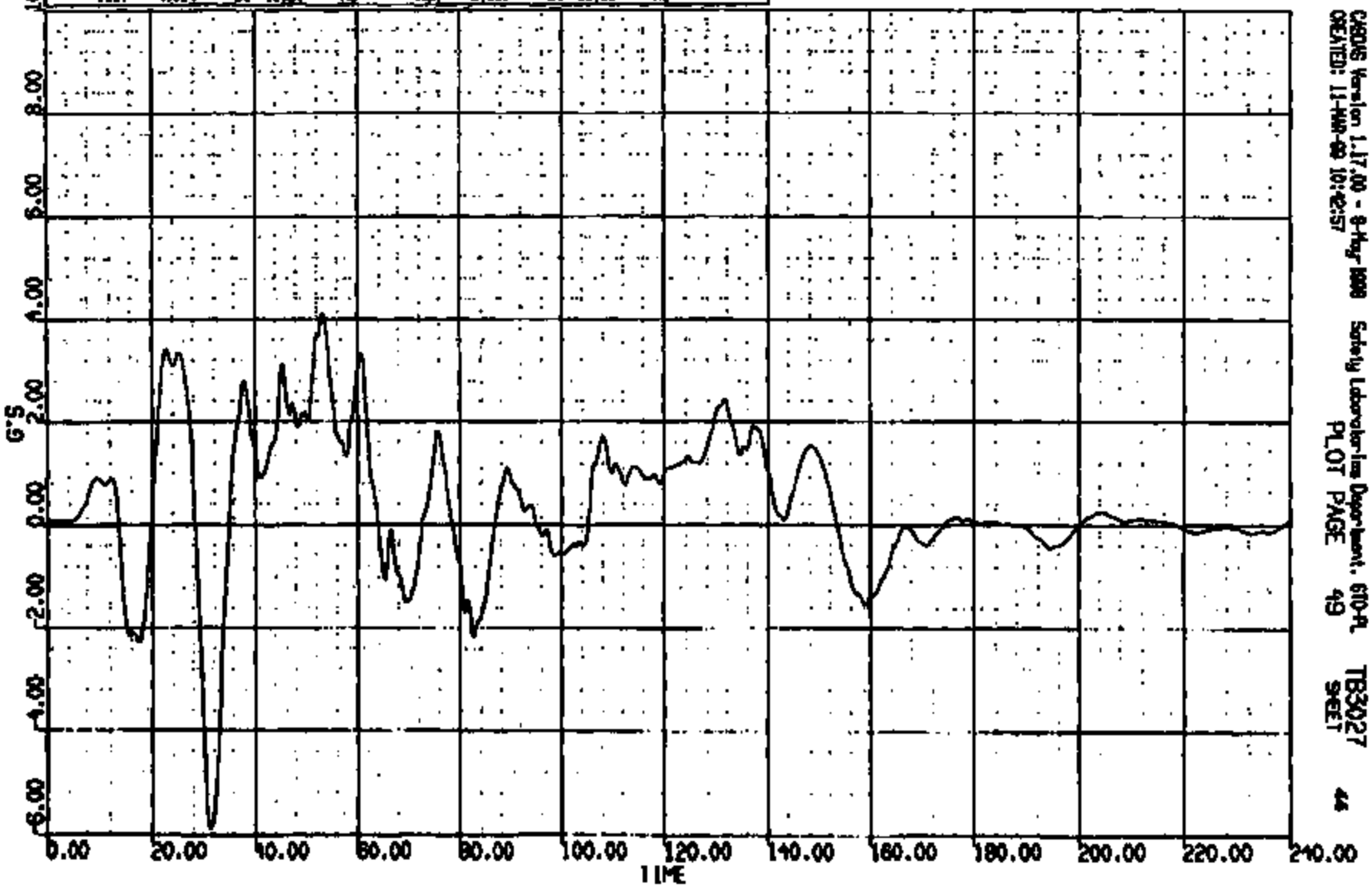

CARDS Version 1.17.00 - 8-May-1998 Safety Laboratories Department, 610-R
CREATED: 11-MAR-99 10:42:57

PLOT PAGE 49 TB3027 SHEET 44

ENTIRE PAGE CONFIDENTIAL

CRTS 0011365

CR R: 11365 TO: TB3027 DATE: 990311 10:14:10
2001 FN-145

(38) CR11365T R/F FLRPAN 6W2 XMER CTR SHW10 VERT 60C
MAX = 1.291 at 102.1 MS MIN = -5.780 at 35.76 MS

AXIS 1

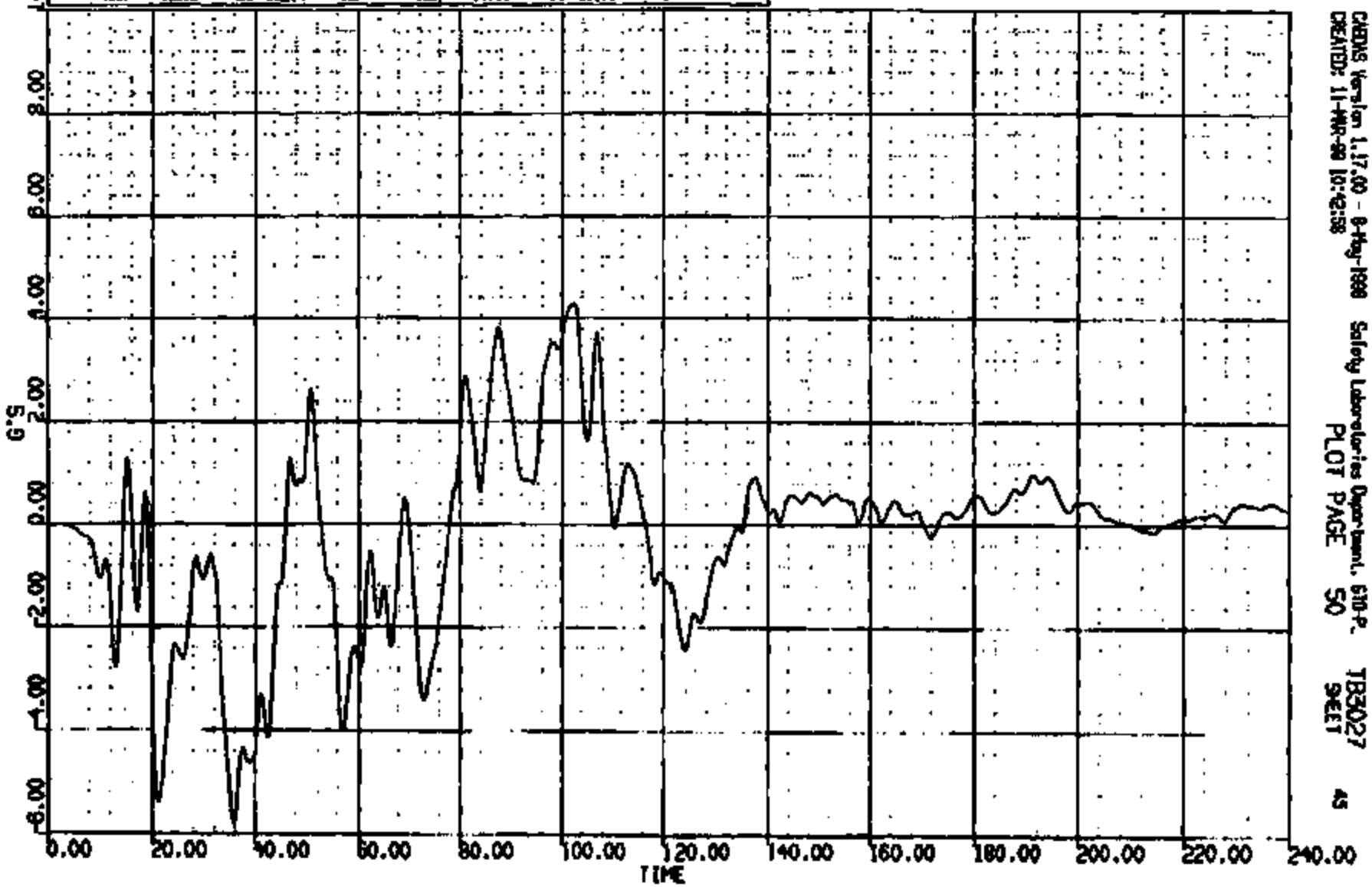

CADMS Version 1.17.00 - 8-May-1998 Safety Laboratories Department, 610-P.
CREATED: 11-MAR-99 10:42:58 PLOT PAGE 50 TB3027 SHEET 45

ENTIRE PAGE CONFIDENTIAL

CRTS 001365

CR R: 11585 TO: TB3027 DATE: 990811 10:14:10
2001 FN-146

(39) CR11365T R/F FLNPAN BR2 WBR CTR SMM10 LAT 60C
MAX = 7.376 at 82.96 MS MIN = -1.262 at 12.00 MS

AXIS 1

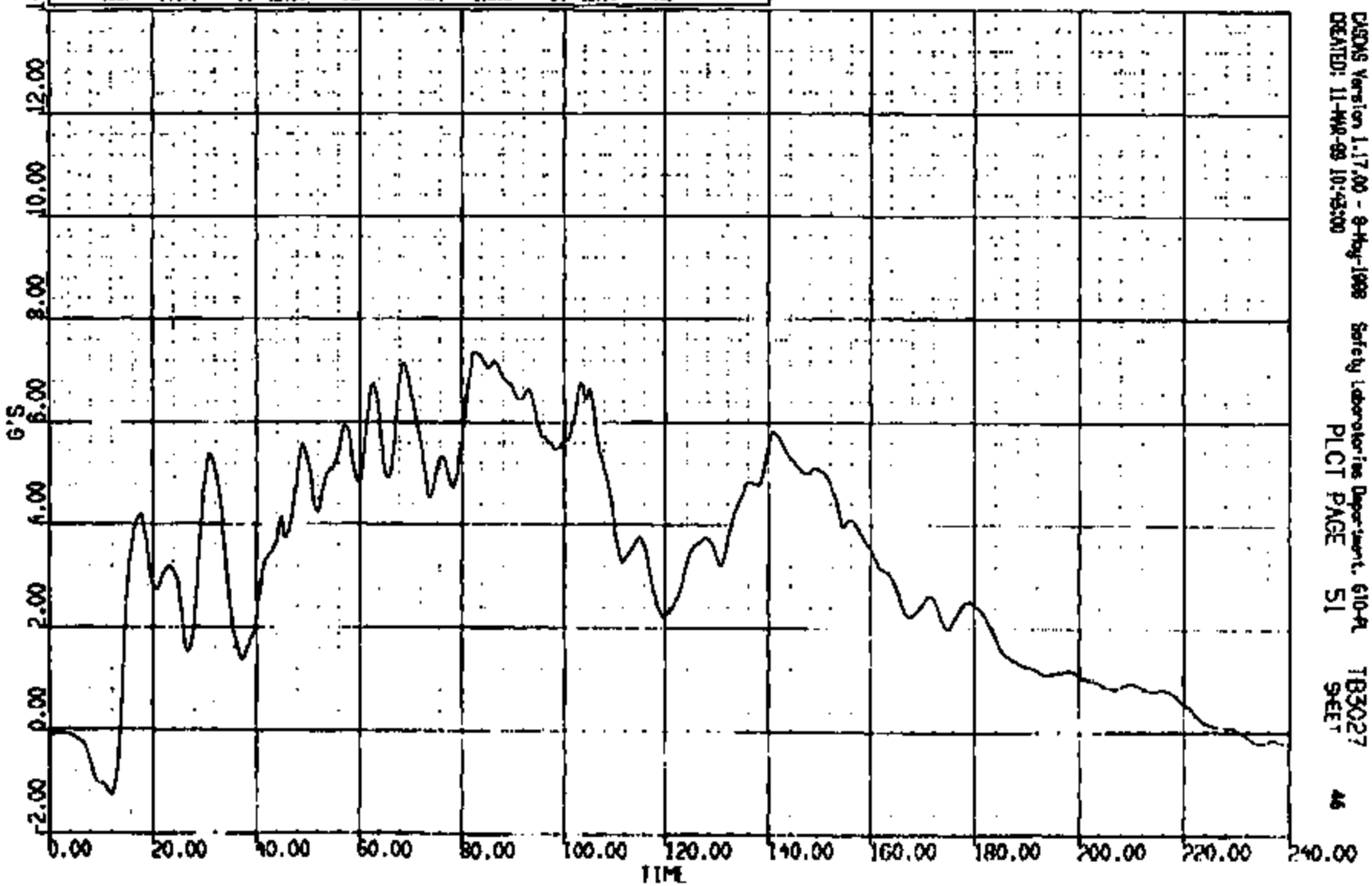

CASDAS Version 1.17.00 - 8-May-1998 Safety Laboratories Department, 610-PL
CREATED: 11-AUG-98 10:43:00

PLOT PAGE 51

TB3027
SHEET 46

ENTIRE PAGE CONFIDENTIAL

CRTS 001365

CR R: 11365 TO: TB3027 DATE: 990511 10:14:10
2001 FN-145

(41) CR11365T L/ROCKER @ FRONT SEAT MID LONG 60C
MAX = 5.990 at 105.0 MS MIN = -8.880 at 18.00 MS

AXIS 1

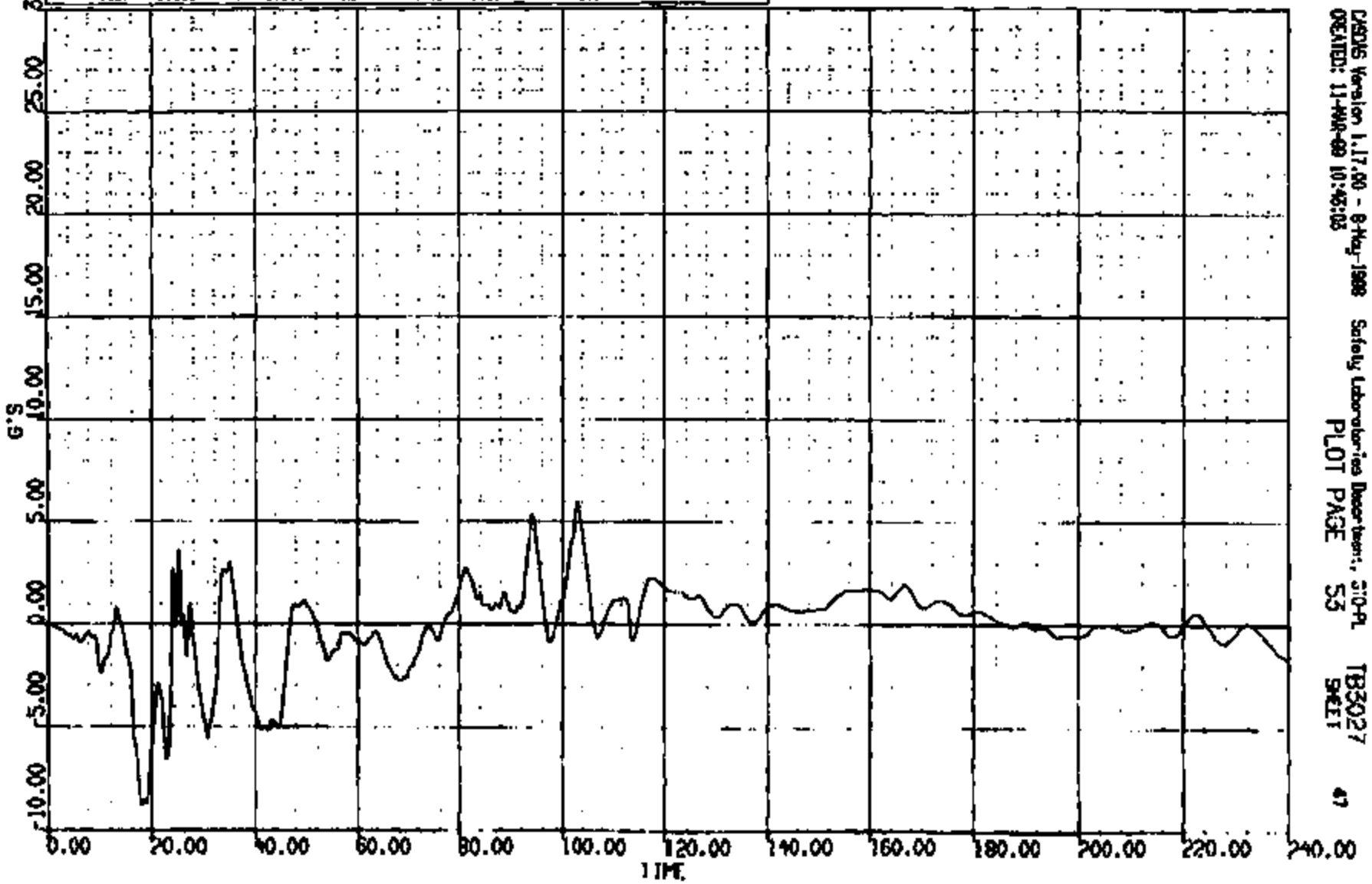

CASDAS Version 1.17.00 - 8-May-1998 Safety Laboratories Department, 310-PL
CREATED: 11-MAR-99 10:43:03

PLOT PAGE 53 TB3027 SHEET 47

ENTIRE PAGE CONFIDENTIAL

CRTS 001365

CR R: 11365 TO: TB3027 DATE: 990311 10:14:10
2001 FN-148

(42) CR11365T L/ROCKER @ FRONT SEAT MID VERT 60C
MAX = 7.585 at 28.56 MS MIN = -15.46 at 58.80 MS AXIS 1

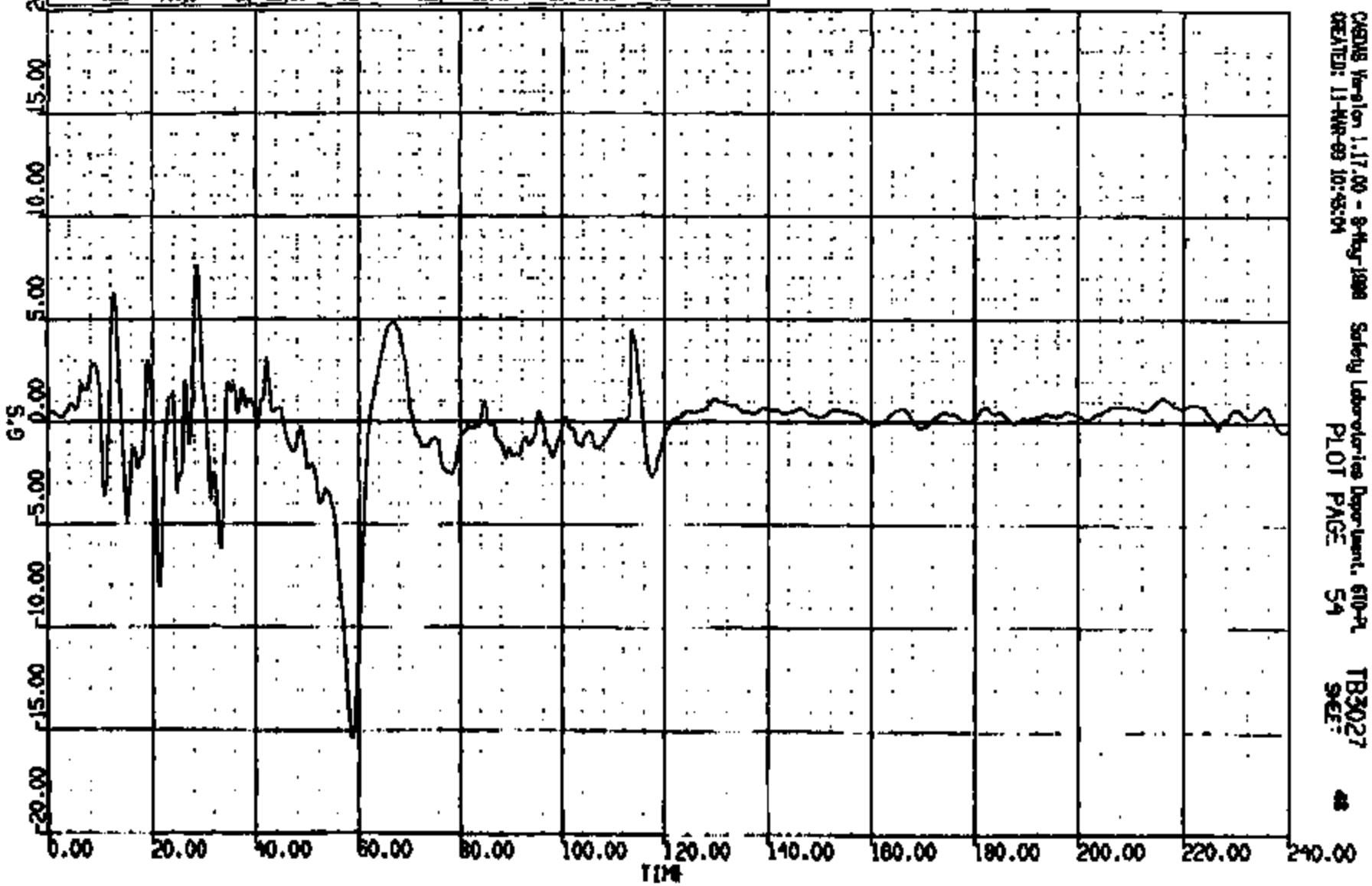

CARDAS Version 1.17.00 - 8-May-1998 Safety Laboratories Department, 610-PL
CREATED: 11-MAR-99 10:45:04 PLOT PAGE 54 TB3027 SHEET 48

ENTIRE PAGE CONFIDENTIAL

CRTS 0011365

CR #: 11305 TO: TB3027 DATE: 990511 10:14:10
2001 FN-145

(43) CR113651 L/ROCKER @ FRONT SEAT MID LAT 60C
MAX = 63.31 at 25.36 MS MIN = -21.70 at 31.61 MS AXIS 1

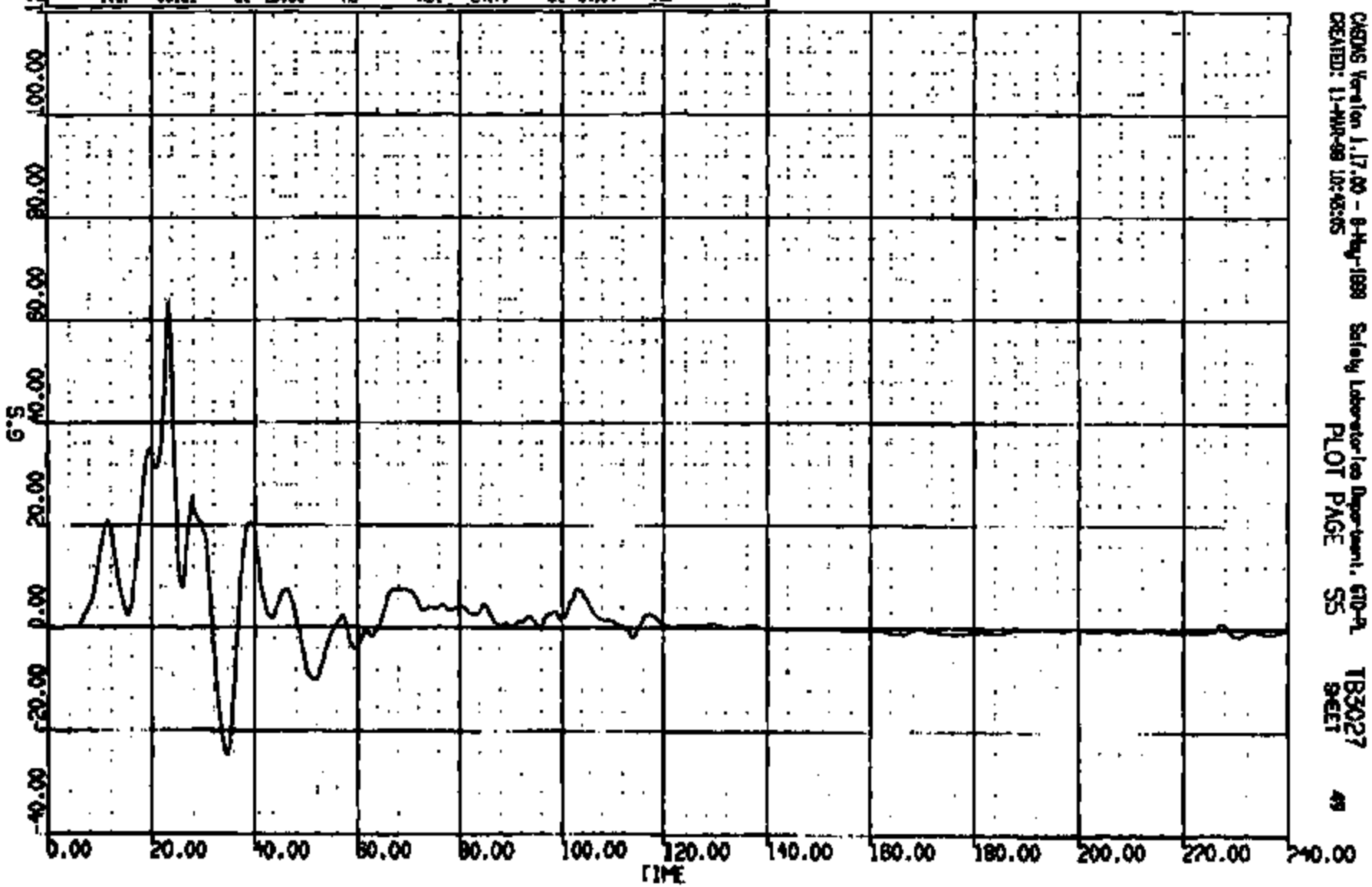

CASDAS Version 1.17.00 - 8-May-1998 Safety Laboratories Department, 670-PL
CREATED: 11-MAR-99 10:43:05

PLOT PAGE 55 TB3027 SHEET 49

ENTIRE PAGE CONFIDENTIAL

CRTS 0011365

CR R: 11365 TO: TB3027 DATE: 990511 10:14:10
2001 FN-145

(44) CR11365T L/ROCKER @ REAR SEAT MID LONG 60C
MAX = 7.856 at 25.20 MS MIN = -4.987 at 17.52 MS

AXIS 1

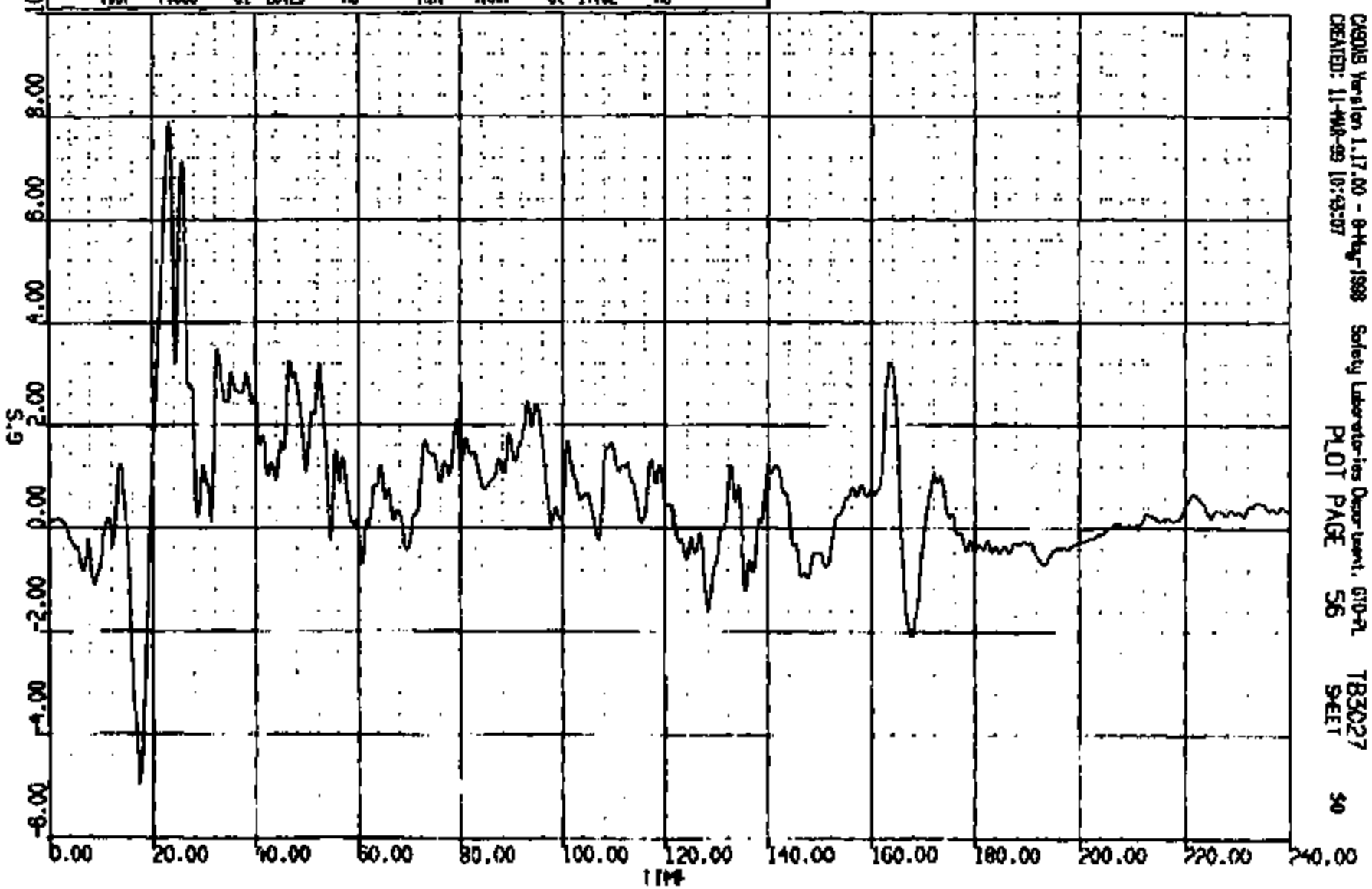

CARDAS Version 1.17.00 - 8-May-1998 Safety Laboratories Department, 610-PL
CREATED: 11-MAR-99 10:43:57

PLOT PAGE 56 TB3027 SHEET 50

ENTIRE PAGE CONFIDENTIAL

CRTS 0011365

CR R: 11865 TO: TB5027 DATE: 990511 10:14:10
2001 FN-146

(45) CR113651 L/ROCKER @ REAR SEAT MID VERT 60C
MAX = 9.854 at 31.92 MS MIN = -12.76 at 26.96 MS AXIS 1

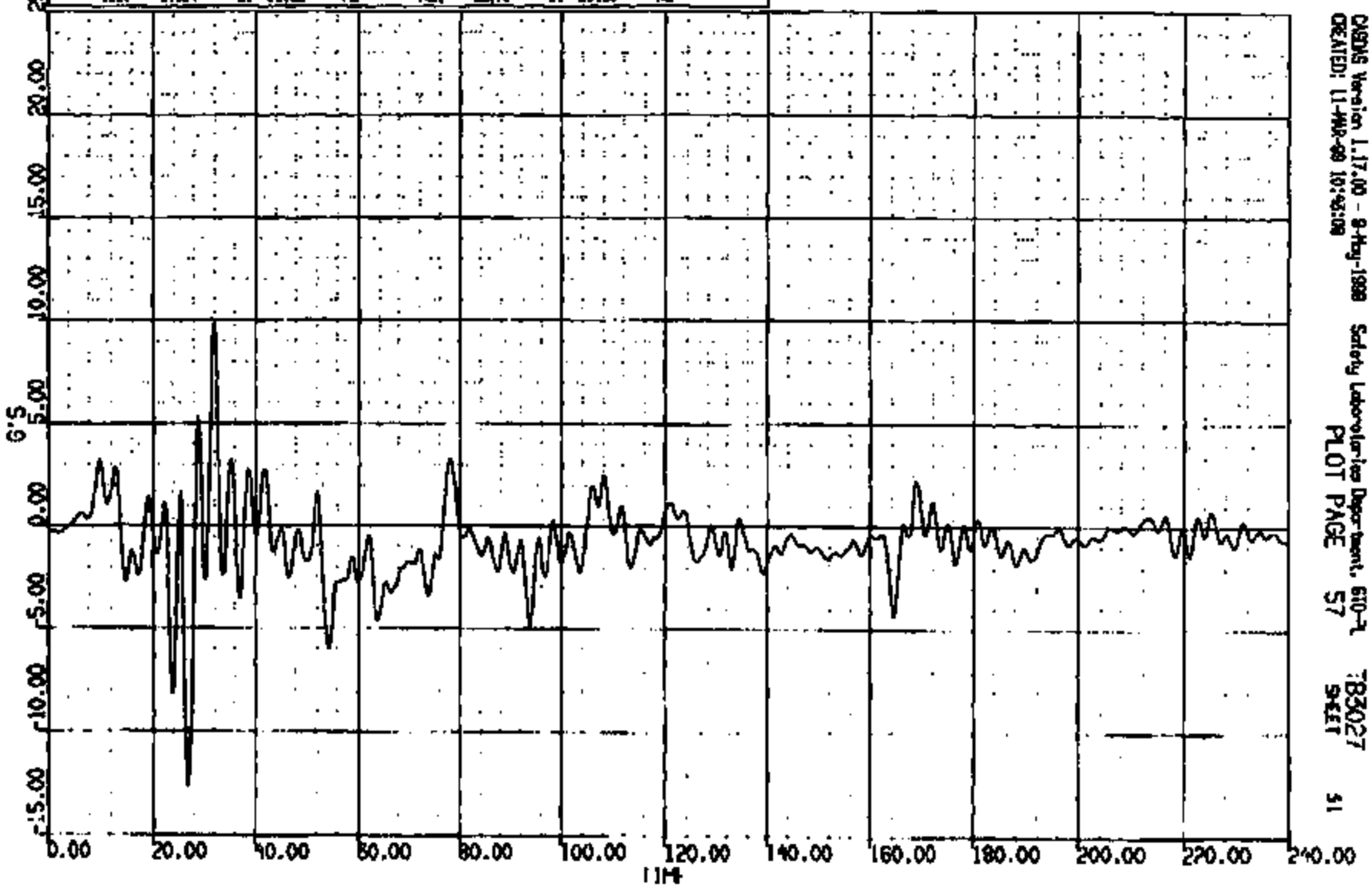

CARDAS Version 1.17.00 - 8-May-1998 Safety Laboratories Department, 610-2
CREATED: 11-MAR-99 10:43:09

PLOT PAGE 57 TB3027 SHEET 51

ENTIRE PAGE CONFIDENTIAL

CRTS 0011365

CR R: 11565 TO: TB5027 DATE: 990511 10:14:10
2001 FN-145

(46) CR11365T L/ROCKER @ REAR SEAT MID LAT 60C
MAX = 25.93 at 28.32 MS MIN = -9.078 at 35.36 MS AXIS 1

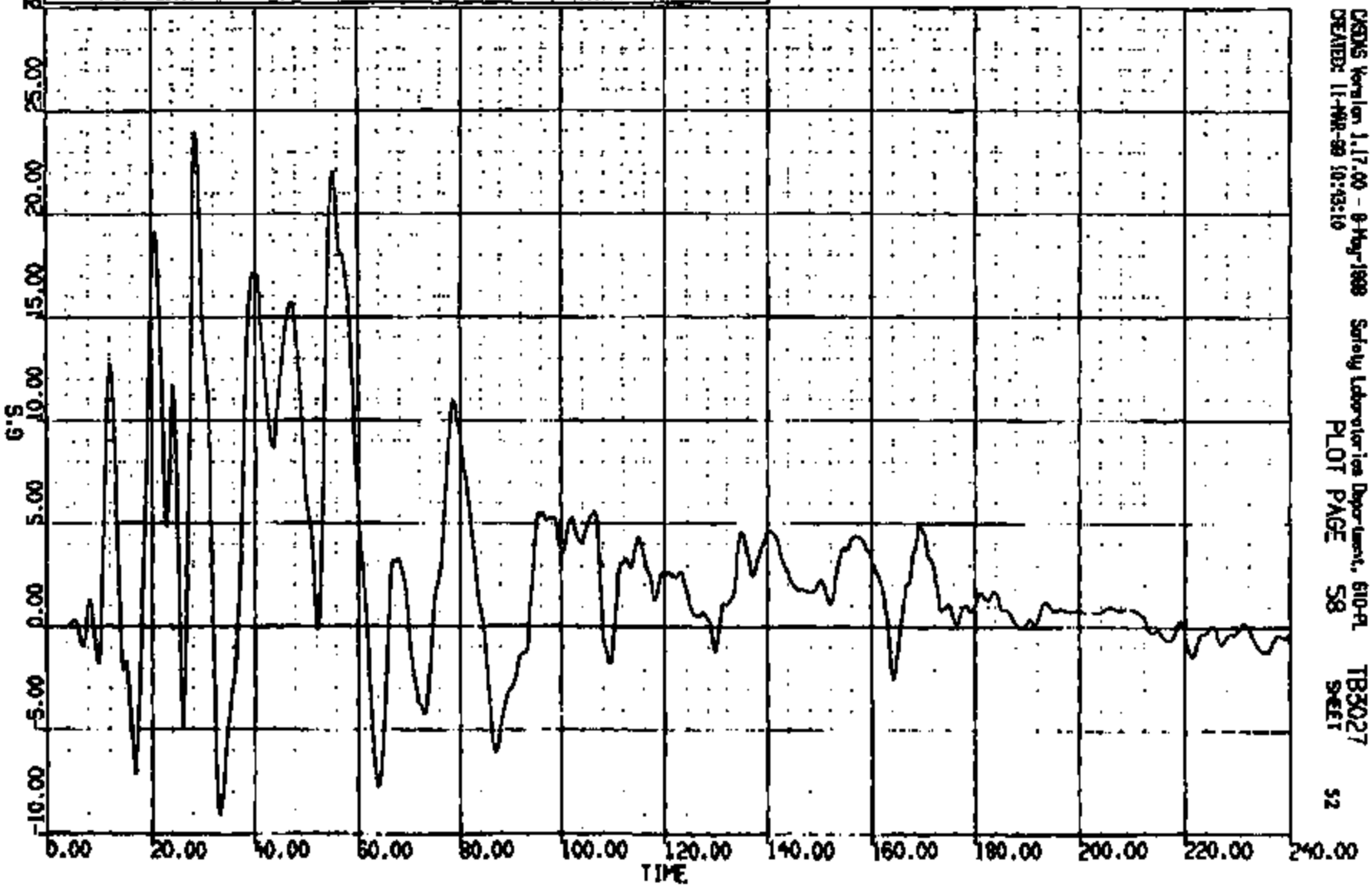

CASDAS Version 1.17.00 - 8-May-1998 Safety Laboratories Department, 610-PL
CREATED: 11-MAR-99 10:43:10

PLOT PAGE 58 TB5027 SHEET 52

ENTIRE PAGE CONFIDENTIAL

CRTS 0011365

CR R: 11585 TO: TB3027 DATE: 990311 10:14:10
2001 FN-145

(47) CR11365T R/ROCKER @ FRONT SEAT MID LAT 60C
MAX = 21.26 at 110.4 MS MIN = -1.352 at 11.41 MS AXIS 1

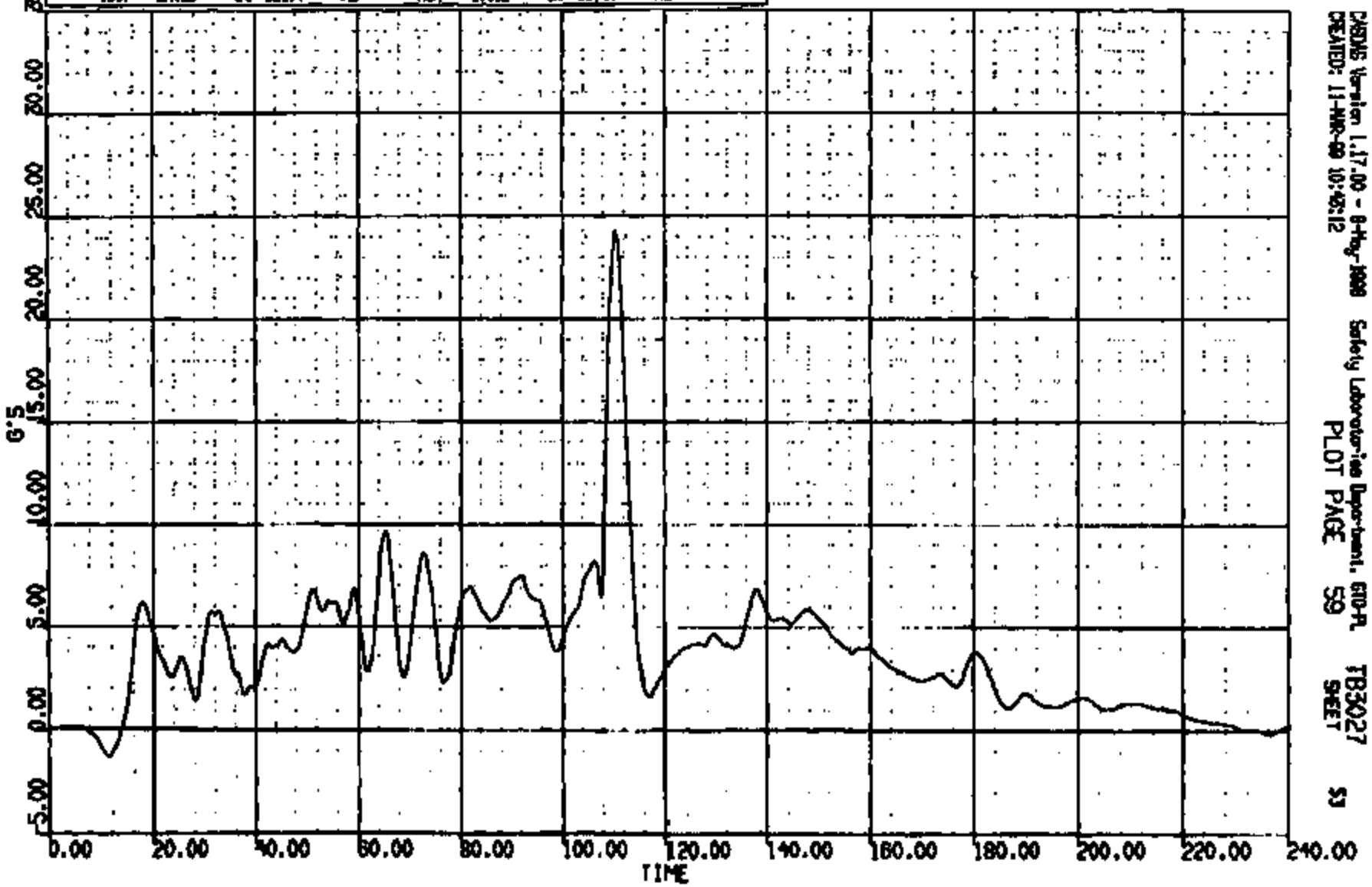

CARDAS Version 1.17.00 - 8-May-1998 Safety Laboratories Department, 600-PL
CREATED: 11-MAR-99 10:45:12

PLOT PAGE 59 TB3027 SHEET 53

ENTIRE PAGE CONFIDENTIAL

CRTS 001365

CR #: 11365 TO: TB3027 DATE: 990511 10:14:10
2001 FN-145

(48) CR11365T R/ROCKER @ REAR SEAT MID LAT 60C
MAX = 12.39 at 165.8 MS MIN = -.2127 at 80.80 MS AXIS 1

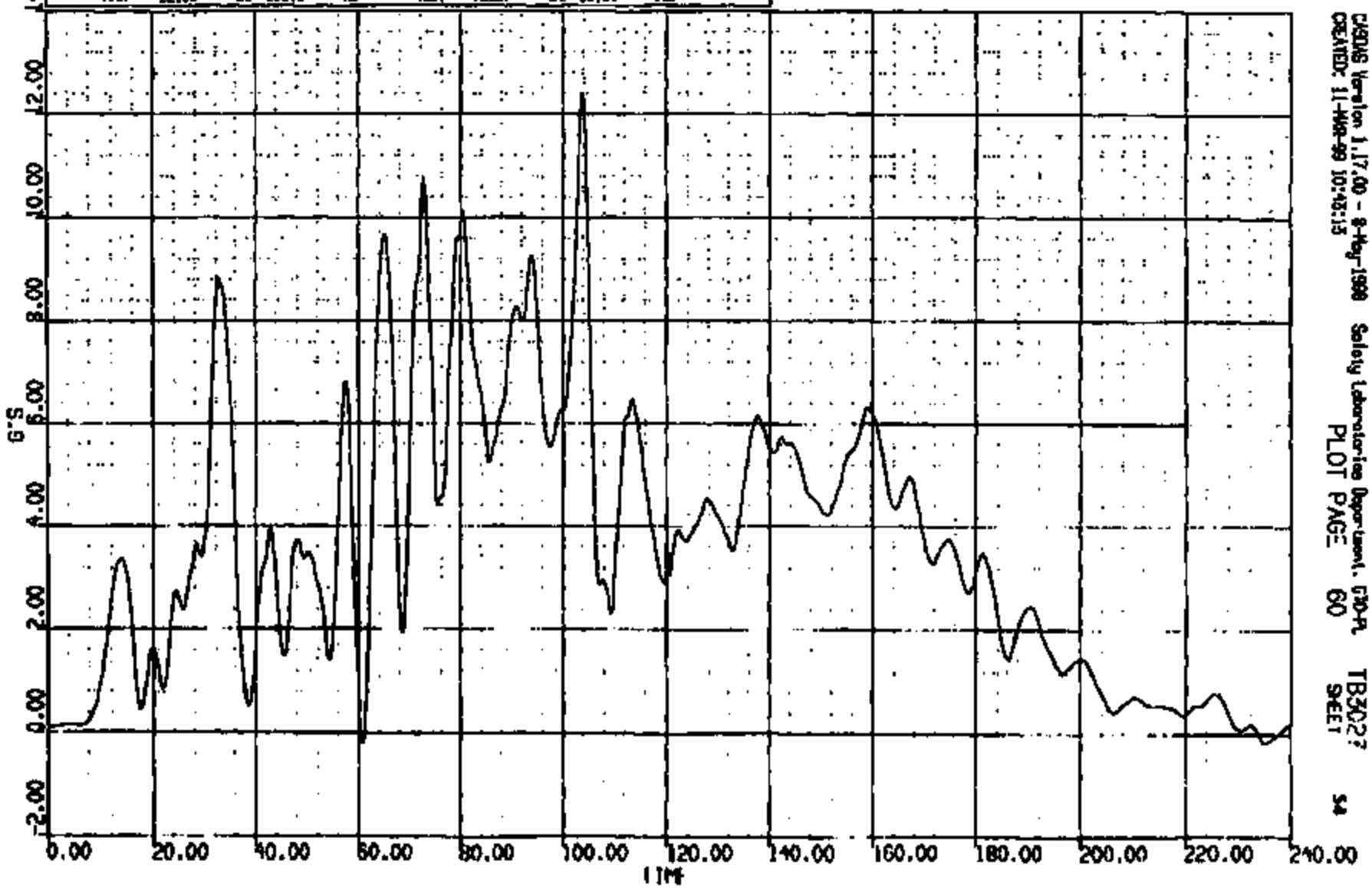

CASDAS Version 1.17.00 - 8-May-1998 Safety Laboratories Department, G30-PL
CREATED: 11-MAR-99 10:43:13

PLOT PAGE 60 TB3027 SHEET 54

ENTIRE PAGE CONFIDENTIAL

CRTS 0011365

CR R: 11983 TO: TB3027 DATE: 990511 10:14:10
2001 FN-145

(1) CR11365T ALTERNATE T-ZERO SW 4000C
MAX = 0.9570 at -.7629E-05 MS MIN = 0.9570 at -.7629E-05 MS

AXIS 1

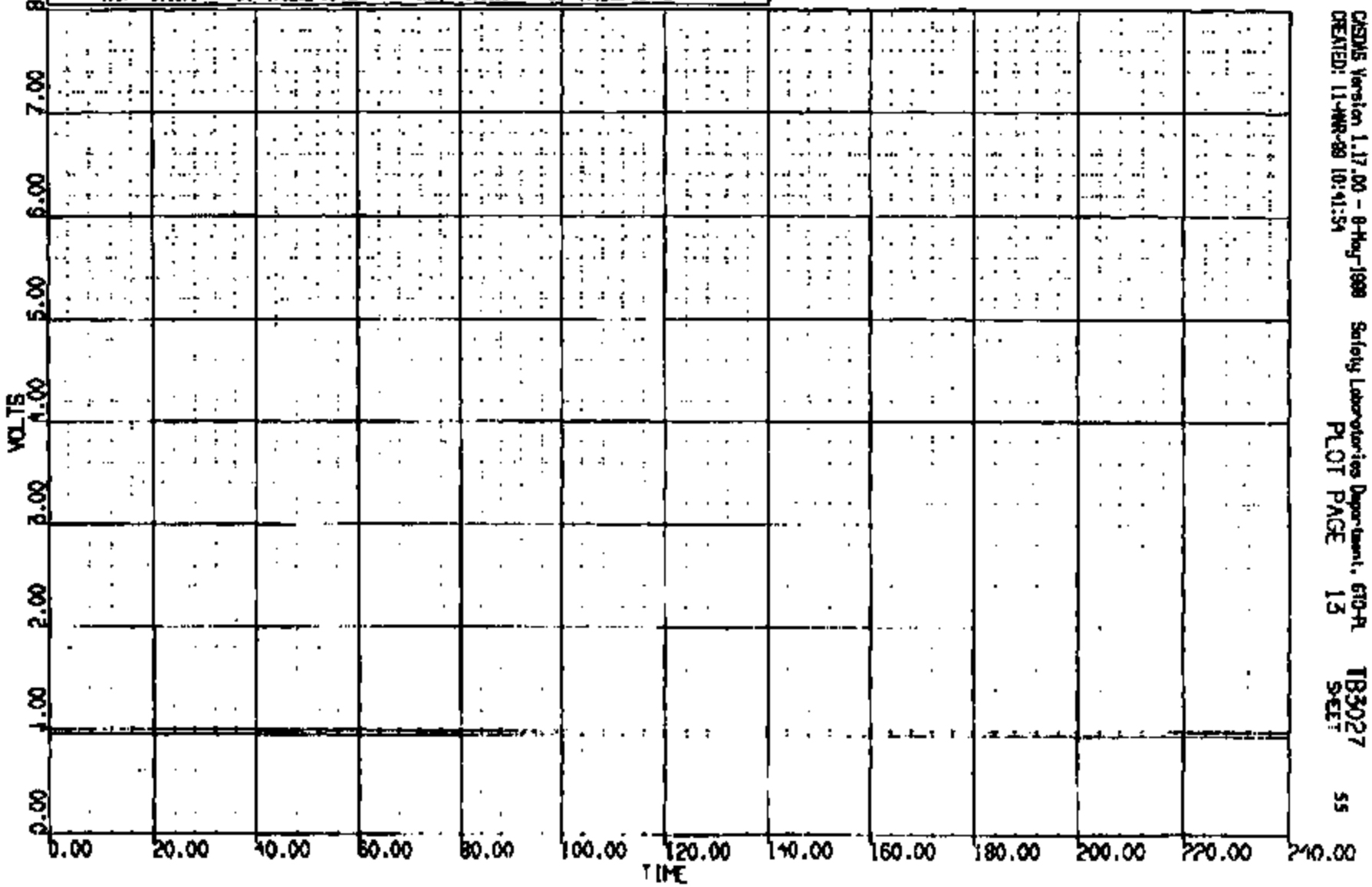

CASDAS Version 1.17.00 - 8-May-1989 Safety Laboratories Department, 670-A
CREATED: 11-MAR-89 10:41:54

PLOT PAGE 13

TB3027
SEQT 55

ENTIRE PAGE CONFIDENTIAL

CRTS 0011365

CR R: 11365 TO: TB3027 DATE: 990511 10:14:10
2001 FN-145

(2) CRI1365T FUEL SHUT OFF (INERTIA) SW 4000C
MAX = -.4395E-01 at -.7629E-05 MS MIN = -.4395E-01 at -.7629E-05 MS AXIS 1

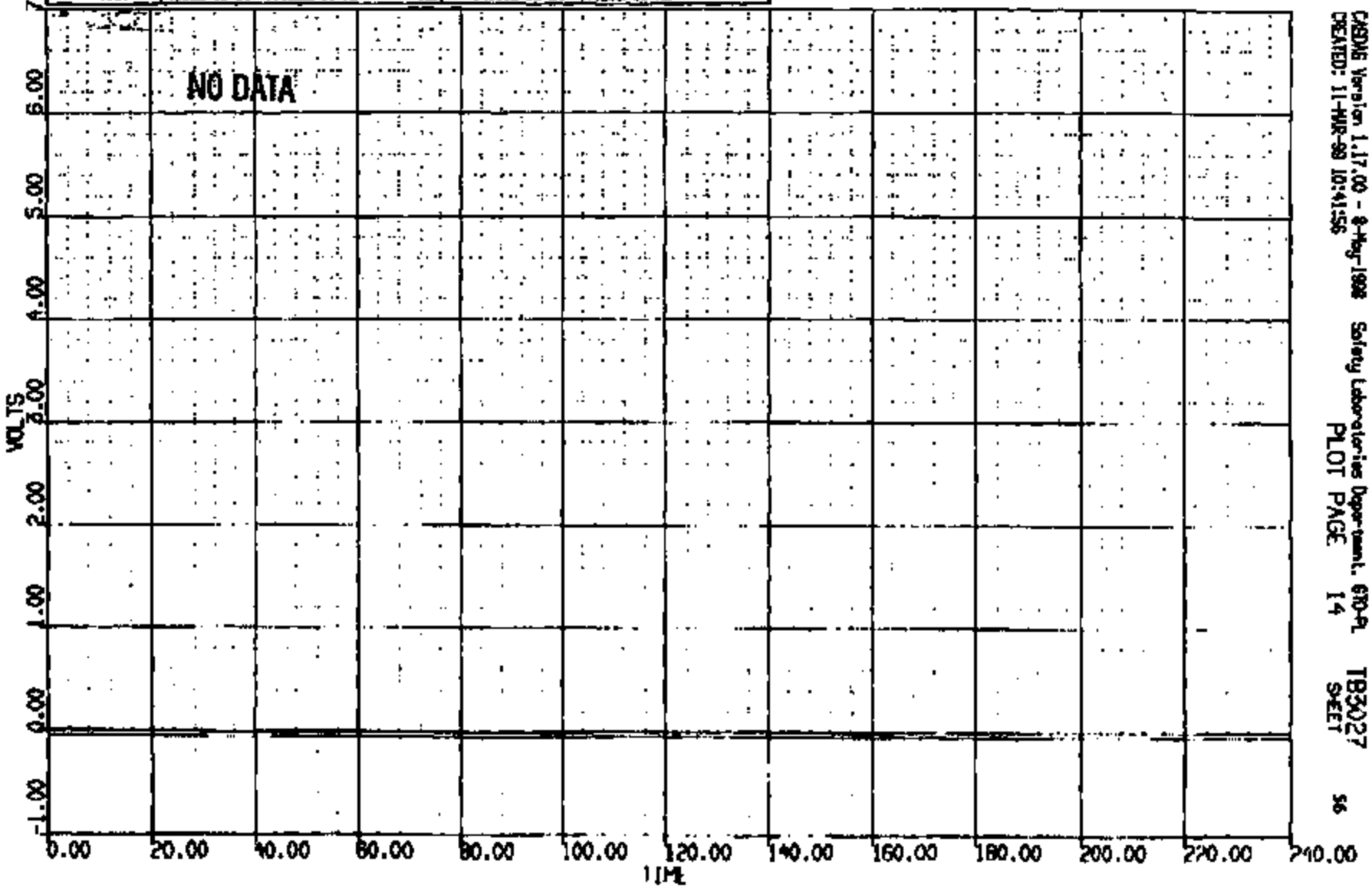

CARDMS Version 1.17.00 - 8-May-1998 Safety Laboratories Department, 670-PL TB3027
CREATED: 11-MAR-99 10:41:56 PLOT PAGE 14 SHEET 56

ENTIRE PAGE CONFIDENTIAL

CRTS 0011365

CR R= 11365 TO: TB3027 DATE: 990511 10:14:10
2001 FN-145

(0) CRC11365 R S ROOF AT B PLR HRT GND REF LONG DISP
MAX = 20.57 at 154.0 MS MIN = 0.0000E+00 at 0.0000E+00 MS

AXIS 1

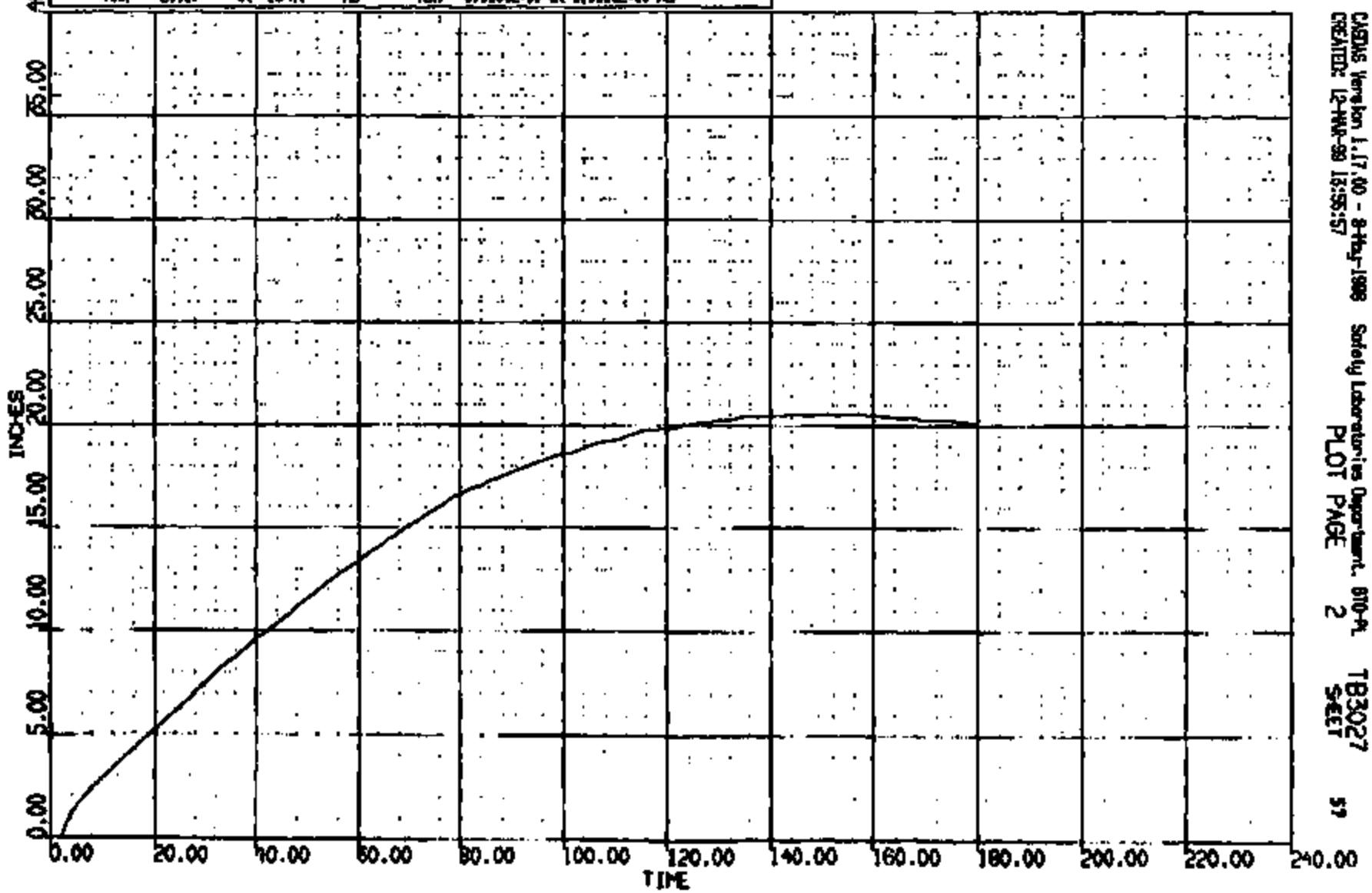

CARDS Version 1.17.00 - 8-May-1998 Safety Laboratories Department, 810-PL
CREATED: 12-MAR-99 18:55:57 PLOT PAGE 2 TB3027 SHEET 59

ENTIRE PAGE CONFIDENTIAL

CRTS 0011365

CR #: 11365 TO: TB2027 DATE: 990511 10:14:10
2001 FN-145

(0) CRC11365 R S ROOF AT B PLR NRT END REF LAT DISP
MAX = 1.761 at 173.0 MS MIN = -.2190 at 35.00 MS AXIS 1

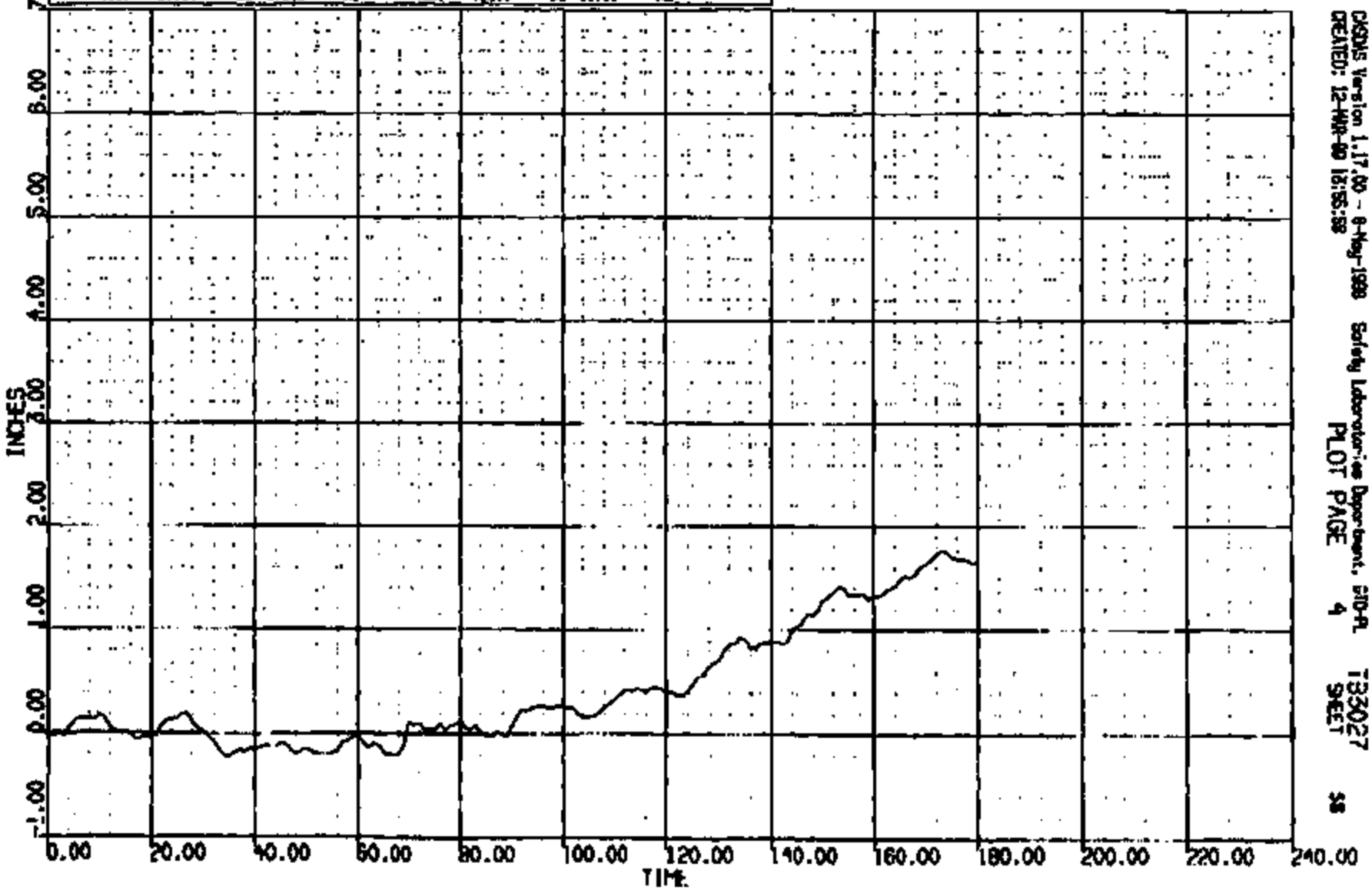

CASDAS Version 1.17.00 - 8-May-1998 Safety Laboratories Department, 6100-PL
CREATED: 12-MAR-99 18:55:58

PLOT PAGE 4 TB3027 SHEET 58

ENTIRE PAGE CONFIDENTIAL

CRTS 0011365

VEHICLE INFORMATION

TEST DESCRIPTION:	90 DEG. LEFT SIDE FIXED POLE
VEHICLE PROGRAM YEAR:	2001
VEHICLE MODEL NAME:	TOWN CAR
VEHICLE PROGRAM NAME:	FN-145
VEHICLE ID NUMBER:	590W111
CERTIFICATION VEHICLE CODE:	DV
REQUESTOR NAME:	J. WOZNIAK
TEST ENGINEER NAME:	

TIME AND DATE OF REPORT: 21-MAR-99 07:09:46

ASC TO #: T- TB3027 DIMENSIONAL ANALYSIS REPORT CRASH #: 11365

** POINT COORDINATES **

UNIT NO	SIDE	PNT NO	DESCRIPTION		LONG X (INCHES)	LAT Y (INCHES)	VERT Z (INCHES)	X (INCHES CHANGED)	Y	Z	D
071			MISCELLANEOUS / SIDED								
	L	07	CONTROL NOTCH/HOLE C/L SET DR/SIDE MEAS./PASS	BEF	124.49	-30.47	14.82				
				AFT							
	R	07	CONTROL NOTCH/HOLE C/L SET DR/SIDE MEAS./PASS	BEF	124.57	30.55	14.75				
				AFT							
074			CMM POSITIONING REF.								
		43	CMM FRONT DOOR A PILLAR @ROCKER @SIDE OF IMPAC	BEF	102.56	-33.17	19.34				
				AFT							
		44	CMM FRONT DOOR ROCKER @@ PILLAR @SIDE OF IMP	BEF	122.21	-33.14	19.05				
				AFT							
		53		BEF	102.72	33.25	19.32				
				AFT							
		54		BEF	122.18	33.25	19.03				
				AFT							
095			CONTROL NON SIDED								
		09	LEFT FRONT FRAME SET-UP HEIGHT (INBD. OF SILL)	BEF	100.46	-29.19	14.34				
				AFT	102.79	-26.42	14.40	2.33	2.76	0.06	3.61
		10	LEFT REAR FRAME SET UP HEIGHT (INBD. OF SILL)	BEF	146.08	-29.01	13.94				
				AFT	145.10	-23.17	14.67	0.98	5.84	0.73	5.97
		14	RIGHT FRONT FRAMESET UP HEIGHT (INBD. OF SILL)	BEF	100.88	29.07	14.15				
				AFT	100.63	30.29	14.41	0.25	1.22	0.26	1.27
		15	RIGHT REAR FRAME SET-UP HEIGHT (INBD. OF SILL)	BEF	148.18	28.98	13.89				
				AFT	148.06	28.62	14.01	-0.12	-0.36	0.12	0.46
411			TOP (BODY) NON SIDED								

* VALUE WAS TRANSLATED TIME AND DATE OF REPORT 21 MAR 99 07:09:47 PAGE 1

CRTS 0011365

ENTIRE PAGE CONFIDENTIAL

60 T-B3027

ASC TO #: T- TH3027 DIMENSIONAL ANALYSIS REPORT CRASH #: 11365

** POINT COORDINATES **

UNIT NO	SIDE	PNT NO	DESCRIPTION		LONG X (INCHES)	LAT Y (INCHES)	VERT Z (INCHES)	INCHES CHANGED X	Y	Z	D
		01	EXTRA SET UP POINT (LEFT FOREMOST FRAME)	BEF	36.36	-21.51	22.96				
				AFT	36.36	-21.51	22.96	0.00	0.00	0.00	0.00
		02	EXTRA SET UP POINT (RIGHT FOREMOST FRAME)	BEF	36.63	22.11	22.68				
				AFT	36.68	22.19	22.79	0.05	0.02	0.11	0.12
		03	EXTRA SET UP POINT (LEFT REARMOST FRAME)	BEF	226.64	-25.71	20.58				
				AFT							
		04	EXTRA SET UP POINT (RIGHT REARMOST FRAME)	BEF	226.93	25.46	20.61				
				AFT							
		26	"H" POINT LOCATION ON OUTER FRT/OCCUPANT DOO	BEF	121.65	-38.99	27.72				
				AFT							
		38	TOP OF ROCKER SILL IN LINE W/FRONT "H" PT.	BEF	121.65	33.15	19.13				
				AFT							
		84	"W.R.T." ON ROCKER SIDE OPPOSITE OF IMPAC	BEF	129.45	33.97	17.55				
				AFT	129.45	33.97	17.55	0.00	0.00	0.00	0.00
412			TOP (BODY) SIDED POINTS								
	L	09	END OF FRONT SPINDLE @ CENTERLINE(WHEELHASH)	BEF	62.90	0.00	18.43				
				AFT	65.42	32.58	17.43	2.52	-32.58	-1.00	32.69
	R	09	END OF FRONT SPINDLE @ CENTERLINE(WHEELHASH)	BEF	63.29	33.50	18.15				
				AFT	62.57	33.57	17.59	0.72	0.07	-0.56	0.91
	L	16	LATCH/STRIKER BOLT @C/L OR U-BOLTWTOP @B PILLAR	BEF	128.73	-33.56	31.40				
				AFT							
	R	16	LATCH/STRIKER BOLT @C/L OR U-BOLTWTOP @B PILLAR	BEF	128.87	33.52	31.71				
				AFT	128.72	34.22	31.68	0.15	0.70	-0.03	0.72
	L	18	LATCH/STRIKER BOLT @C/L OR U-BOLTWTOP @C PILLAR	BEF	169.30	-34.06	38.35				
				AFT							
	R	18	LATCH/STRIKER BOLT @C/L OR U-BOLTWTOP @C PILLAR	BEF	169.31	33.84	38.39				
				AFT	169.41	34.30	38.55	0.10	0.46	0.16	0.50

* VALUE HAS TRANSLATED TIME AND DATE OF REPORT: 21-MAR 99 07 09 47 PAGE 2

ENTIRE PAGE CONFIDENTIAL

ASC TO #: T- T33027 DIMENSIONAL ANALYSIS REPORT CRASH #: 11365

** POINT COORDINATES **

DMT NO	SIDE	PNT NO	DESCRIPTION		INCHES LONG X	LAT Y	VERT Z	INCHES CHANGED X	Y	Z	D
	L	89	END OF REAR SPINDLE @ CENTERLINE(WHEELBASE)	BEF	181.07	-32.16	17.07				
				AFT	179.67	-33.56	15.75	-1.40	-1.40	-1.32	2.38
	R	89	END OF REAR SPINDLE @ CENTERLINE(WHEELBASE)	BEF	181.19	31.80	16.70				
				AFT	180.88	30.99	15.74	-0.31	-0.81	-0.96	1.29
650			BLANK UNIT POINTS								
		01	1 SEE COMMENTS PAGE	BEF	100.29	-30.31	15.33				
				AFT							
		02	2 SEE COMMENTS PAGE	BEF	145.74	-30.29	14.90				
				AFT							
		03	3 SEE COMMENTS PAGE	BEF	100.82	30.36	15.33				
				AFT							
		04	4 SEE COMMENTS PAGE	BEF	148.59	30.35	14.93				
				AFT							
		05	5 SEE COMMENTS PAGE	BEF	110.32	-31.98	41.03				
				AFT							
		06	6 SEE COMMENTS PAGE	BEF	117.48	-32.30	37.04				
				AFT							
		07	7 SEE COMMENTS PAGE	BEF	98.74	-32.22	34.48				
				AFT							
		08	8 SEE COMMENTS PAGE	BEF	124.57	32.07	28.66				
				AFT							
		09	9 SEE COMMENTS PAGE	BEF	136.67	-22.51	58.53				
				AFT							
		10	10 SEE COMMENTS PAGE	BEF	132.02	-30.43	40.63				
				AFT							
		11	11 SEE COMMENTS PAGE	BEF	129.26	-30.47	21.74				
				AFT							

* VALUE WAS TRANSLATED TIME AND DATE OF REPORT: 21 MAR 99 07:09:49 PAGE 1

CRTS 0011365

ENTIRE PAGE CONFIDENTIAL

T-81027

62

** POINT COORDINATES **

UNIT NO	SIDE	PNT NO	DESCRIPTION		LONG X (INCHES)	LAT Y (INCHES)	VERT Z (INCHES)	X (INCHES CHANGED)	Y	Z	D
		12	12 SEE COMMENTS PAGE	BEF AFT	150.49	-31.96	40.62				
		13	13 SEE COMMENTS PAGE	BEF AFT	160.98	-32.56	37.43				
		14	14 SEE COMMENTS PAGE	BEF AFT	92.11	0.29	26.62				
		15	15 SEE COMMENTS PAGE	BEF AFT	116.56	0.57	22.98				
		16	16 SEE COMMENTS PAGE	BEF AFT	123.33	-15.61	16.61				
		17	17 SEE COMMENTS PAGE	BEF AFT	123.33	15.62	16.85				
		18	18 SEE COMMENTS PAGE	BEF AFT	37.33	-8.78	37.42				
		19	19 SEE COMMENTS PAGE	BEF AFT	37.39	8.86	37.37				
		20	20 SEE COMMENTS PAGE	BEF AFT	63.59	33.63	41.71				
		21	21 SEE COMMENTS PAGE	BEF AFT	102.38	33.62	44.81				

* VALUE HAS TRANSLATED

ENTIRE PAGE CONFIDENTIAL

CRTS 0011365

ASC TO #: T- TB3027 DIMENSIONAL ANALYSIS REPORT CRASH #: 11365

** SECTIONALS **

UNIT NO	SCTN NO	SIDE	SEQ NO	NAME AND CRASH STATUS	X	Y	Z
421	81			ROOF LINE EXTERIOR SECT			
			1	AFTER	100.62	-26.45	48.76
			2	AFTER	111.37	-21.60	57.13
			3	AFTER	119.59	-16.90	60.51
			4	AFTER	128.45	-13.39	62.06
			5	AFTER	137.61	-13.08	63.15
			6	AFTER	145.03	-15.10	63.31
			7	AFTER	153.78	-17.87	62.61
			8	AFTER	161.44	-20.65	61.18
			9	AFTER	166.11	-22.07	59.16
			10	AFTER	170.60	-24.52	56.19
423	81			BELTLINE EXTERIOR SECT			
			1	AFTER	68.98	-33.63	41.73
			2	AFTER	71.82	-33.72	41.80
			3	AFTER	77.98	-33.92	41.90
			4	AFTER	85.90	-34.10	41.92
			5	AFTER	92.01	-34.10	41.97
			6	AFTER	92.94	-34.07	41.87
			7	AFTER	97.18	-33.82	42.07
			8	AFTER	101.89	-32.31	42.18

TIME AND DATE OF REPORT: 23-MAR-99 07:09:48 PAGE 1

ENTIRE PAGE CONFIDENTIAL

T-B3027

44

CRTS 0011365

** SECTIONALS **

UNIT NO	SCTN NO	SIDE	SEQ NO	NAME AND CRASH STATUS	X	Y	Z
					INCHES		
			9	AFTER	106.78	-29.77	42.12
			10	AFTER	110.89	-27.40	42.17
425	81			MIDLINE EXTERIOR SECT			
			1	AFTER	76.49	-36.29	32.03
			2	AFTER	83.21	-36.33	32.16
			3	AFTER	88.99	-36.51	32.14
			4	AFTER	90.18	-36.52	32.12
			5	AFTER	92.01	-36.91	31.83
			6	AFTER	98.57	-34.64	31.86
			7	AFTER	105.98	-30.90	31.96
			8	AFTER	112.40	-27.48	32.99
			9	AFTER	118.01	-23.72	31.92
			10	AFTER	120.90	-21.58	32.24
427	81			CHARACTER LINE EXT SECT			
			1	AFTER	82.36	-35.93	34.12
			2	AFTER	87.14	-34.97	34.24
			3	AFTER	90.65	35.98	24.25
			4	AFTER	92.16	-35.76	34.02
			5	AFTER	97.65	-34.07	24.35
			6	AFTER	102.66	-32.46	24.21

CRTS 001365

T-B3027
65
ENTIRE PAGE CONFIDENTIAL

** SECTIONALS **

UNIT NO	SCTN NO	SIDE	SEQ NO	NAME AND CRASH STATUS	X	Y	Z
					INCHES		
			7	AFTER	107.50	-30.82	24.28
			8	AFTER	111.31	-29.26	24.39
			9	AFTER	115.27	-26.84	24.38
			10	AFTER	118.91	-23.52	24.27
429	81			BOTTOM OF DOOR EXT SECT			
			1	AFTER	92.50	-32.50	16.85
			2	AFTER	98.32	-30.96	16.78
			3	AFTER	105.84	-28.91	16.64
			4	AFTER	110.69	-27.23	16.53
			5	AFTER	114.39	-26.40	16.09
			6	AFTER	116.34	-26.30	15.62
			7	AFTER	117.38	-26.20	15.54
			8	AFTER	118.39	-24.38	15.51
			9	AFTER	121.03	-21.88	15.36
			10	AFTER	123.92	-20.99	15.04
431	81			ROCKER PANEL EXT SECT			
			1	AFTER	94.97	-31.39	17.36
			2	AFTER	108.28	-27.39	17.07
			3	AFTER	114.94	-24.83	17.02
			4	AFTER	119.54	-24.46	16.55

ENTIRE PAGE CONFIDENTIAL

CRTS 0011365

** SECTIONALS **

UNIT NO	SECTN NO	SIDE	SEQ NO	NAME AND CRASH STATUS	X	Y	Z
					INCHES		
			5	AFTER	124.73	-19.78	16.69
			6	AFTER	131.84	-22.75	17.37
			7	AFTER	160.05	-34.51	19.90
			8	AFTER	0.00	0.00	0.00
			9	AFTER	0.00	0.00	0.00
			10	AFTER	0.00	0.00	0.00
433	81			ROOF LINE INTERIOR SECT			
			1	BEFORE	131.35	-30.55	42.11
			1	AFTER	106.29	-27.03	43.66
			2	BEFORE	133.85	-30.60	43.05
			2	AFTER	109.68	-25.10	43.52
			3	BEFORE	137.13	-32.46	43.33
			3	AFTER	112.52	-23.00	43.90
			4	BEFORE	138.41	-31.91	42.91
			4	AFTER	116.36	-21.30	43.78
			5	BEFORE	144.77	-31.93	42.99
			5	AFTER	124.29	-17.64	43.39
			6	BEFORE	160.60	-31.90	43.12
			6	AFTER	126.62	-17.33	43.36
			7	BEFORE	169.00	-31.90	43.12
			7	AFTER	130.78	-16.89	43.14
429	81			BELT LINE INTERIOR SECT			
			1	BEFORE	99.66	-22.16	42.53
			1	AFTER	115.85	-17.41	43.41

CRTS 0011365

EN LIBRE PAGE CONFIDENTIAL

** SECTIONALS **

UNIT NO	SCIN NO	SIDE	SEQ NO	NAME AND CRASH STATUS	X	Y	Z (INCHES)
			2	BEFORE	104.81	-32.09	42.42
			2	AFTER	136.61	-19.04	43.62
			3	BEFORE	122.82	-32.27	42.86
			3	AFTER	169.71	-29.60	46.27
			4	BEFORE	128.77	-32.43	42.99
			4	AFTER	0.00	0.00	0.00
			5	BEFORE	129.84	-32.47	43.04
			5	AFTER	0.00	0.00	0.00
			6	BEFORE	131.35	-30.56	43.11
			6	AFTER	0.00	0.00	0.00
			7	BEFORE	135.55	-30.60	43.06
			7	AFTER	0.00	0.00	0.00
			8	BEFORE	137.14	-32.46	43.33
			8	AFTER	0.00	0.00	0.00
			9	BEFORE	138.51	-32.46	43.32
			9	AFTER	0.00	0.00	0.00
			10	BEFORE	139.41	-31.91	42.91
			10	AFTER	0.00	0.00	0.00
			11	BEFORE	146.77	-31.93	42.99
			11	AFTER	0.00	0.00	0.00
			12	BEFORE	160.60	-31.90	43.12
			12	AFTER	0.00	0.00	0.00
			13	BEFORE	168.00	-31.90	43.12
			13	AFTER	0.00	0.00	0.00
437	01			HIP INTERIOR SECTION			
			1	BEFORE	96.95	-31.82	27.50
			1	AFTER	104.82	-30.06	28.56

CRTS 0011365

ENTIRE PAGE CONFIDENTIAL

** SECTIONALS **

UNIT NO	SCTN NO	SIDE	SEQ NO	NAME AND CRASH STATUS	X	Y	Z
					INCHES		
			2	BEFORE	109.55	-32.09	27.50
			2	AFTER	109.50	-25.35	29.00
			3	BEFORE	122.75	-32.10	27.50
			3	AFTER	114.27	-22.67	27.90
			4	BEFORE	125.08	-32.16	27.50
			4	AFTER	126.85	-17.46	27.94
			5	BEFORE	125.67	-31.82	27.50
			5	AFTER	129.38	-16.24	27.70
			6	BEFORE	126.95	-31.90	27.50
			6	AFTER	135.46	-18.40	30.67
			7	BEFORE	128.60	-30.64	27.50
			7	AFTER	136.81	-20.10	28.69
			8	BEFORE	134.90	-30.75	27.50
			8	AFTER	139.68	-21.48	28.47
			9	BEFORE	136.17	-31.88	27.50
			9	AFTER	143.99	-23.09	28.38
			10	BEFORE	147.50	-32.06	27.50
			10	AFTER	146.30	-24.40	28.47
			11	BEFORE	159.12	-32.08	27.50
			11	AFTER	146.97	-24.62	28.64
428	51			1ST 50 FWD/HINGE PLANE			
			1	AFTER	94.04	-32.87	16.86
			2	AFTER	94.19	-33.52	17.30
			3	AFTER	94.29	-33.85	17.78
			4	AFTER	94.45	-34.22	18.75
			5	AFTER	94.46	-34.71	21.93

CRTS 0011365

ENTIRE PAGE CONFIDENTIAL

** SECTIONALS **

UNIT NO	SECTN NO	SIDE	SEQ NO	NAME AND CRASH STATUS	X	Y	INCHES Z
			6	AFTER	94.67	-35.55	26.17
			7	AFTER	94.76	-35.94	28.67
			8	AFTER	94.79	-35.92	31.84
			9	AFTER	94.62	-36.85	36.44
			10	AFTER	94.07	-34.47	41.85
			11	AFTER	93.69	-33.77	43.30
439	81			SECT @ 2500 BODY LINE			
			1	AFTER	101.63	-30.87	16.79
			2	AFTER	101.70	-31.65	17.54
			3	AFTER	101.87	-32.08	18.81
			4	AFTER	102.05	-32.53	23.14
			5	AFTER	102.17	-33.17	27.08
			6	AFTER	102.21	-33.36	28.93
			7	AFTER	102.18	-33.12	30.61
			8	AFTER	101.89	-32.65	33.10
			9	AFTER	101.66	-32.27	34.77
			10	AFTER	101.65	-32.24	36.42
			11	AFTER	101.76	-32.49	40.31
439	82			SECT @ 2500 BODY LINE			
			1	BEFORE	98.43	-31.60	21.81

ENGINE PAGE CONFIDENTIAL
T-83027
70
CRTS 0011365

** SECTIONALS **

UNIT NO	SCHN NO	SIDE	SEQ NO	NAME AND CRASH STATUS	X	Y	Z (INCHES)
			2	BEFORE	98.43	-31.63	22.24
			3	BEFORE	98.43	-32.20	26.63
			4	BEFORE	98.43	-32.26	32.57
			5	BEFORE	98.43	-32.52	39.00
			6	BEFORE	98.43	-32.19	43.44
440	S1			VERT SECT. 20" FWD I/CL			
			1	AFTER	121.97	-21.44	16.81
			2	AFTER	121.74	-21.63	19.38
			3	AFTER	121.71	-21.35	23.94
			4	AFTER	121.76	-21.31	27.58
			5	AFTER	121.93	-20.85	31.20
			6	AFTER	121.81	-20.87	35.07
440	S2			VERT SECT. 20" FWD I/CL			
			1	BEFORE	121.65	-31.46	21.32
			1	AFTER	122.00	-19.25	21.98
			2	BEFORE	121.65	-31.93	24.64
			2	AFTER	121.72	-19.22	25.00
			3	BEFORE	121.65	-32.41	38.39
			3	AFTER	121.40	-18.38	41.16
			4	BEFORE	121.65	-32.38	39.60
			4	AFTER	121.48	-18.84	43.70
			5	BEFORE	121.65	-32.17	40.45
			5	AFTER	0.00	0.00	0.00

TIME AND DATE OF REPORT: 23-MAR-99 07:09:49 PAGE 8

ENTIRE PAGE CONFIDENTIAL

AGC TO #: T- TB3027 DIMENSIONAL ANALYSIS REPORT CRASH #: 11365

** SECTIONALS **

UNIT NO	SCHN NO	SIDE	SEQ NO	NAME AND CRASH STATUS	X	Y	INCHES Z
			6	BEFORE	121.65	-32.04	40.78
			6	AFTER	0.00	0.00	0.00
			7	BEFORE	121.65	-32.05	41.64
			7	AFTER	0.00	0.00	0.00
			8	BEFORE	121.65	-32.32	42.95
			8	AFTER	0.00	0.00	0.00
			9	BEFORE	121.65	-32.67	43.23
			9	AFTER	0.00	0.00	0.00
441	81			VERT SECT. @ IMPACT C/L			
			1	BEFORE	129.90	-36.85	16.59
			1	AFTER	129.73	-22.39	16.27
			2	BEFORE	129.90	-38.26	21.36
			2	AFTER	129.66	-22.42	17.86
			3	BEFORE	129.90	-39.08	32.23
			3	AFTER	129.73	-22.50	19.22
			4	BEFORE	129.90	-37.16	40.87
			4	AFTER	129.84	-22.16	22.98
			5	BEFORE	129.90	-34.86	44.36
			5	AFTER	129.70	-21.92	27.69
			6	BEFORE	129.90	-26.66	50.97
			6	AFTER	129.42	-21.63	32.15
			7	BEFORE	129.90	-23.06	52.30
			7	AFTER	129.55	-21.10	36.48
			8	BEFORE	129.90	-22.21	62.46
			8	AFTER	129.53	-21.13	35.91
			9	BEFORE	129.90	-20.36	62.80
			9	AFTER	129.45	-20.79	36.56

** SECTIONALS **

UNIT NO	SECTN NO	SIDE	SEQ NO	NAME AND CRASH STATUS	X	Y	INCHES Z
441	S2			VERT SECT. @ IMPACT C/L			
			1	BEFORE	129.90	-30.68	20.58
			1	AFTER	131.43	-17.45	22.75
			2	BEFORE	129.90	-30.69	30.77
			2	AFTER	130.89	-17.05	28.78
			3	BEFORE	129.90	-30.69	36.01
			3	AFTER	130.36	-16.22	37.90
			4	BEFORE	129.90	-30.74	37.92
			4	AFTER	131.11	-16.39	41.31
			5	BEFORE	130.81	-30.72	40.96
			5	AFTER	131.68	-16.24	44.84
			6	BEFORE	131.59	-30.42	44.09
			6	AFTER	133.78	-14.58	52.73
			7	BEFORE	132.28	-29.67	46.81
			7	AFTER	135.69	-13.22	59.56
			8	BEFORE	132.88	-28.66	49.16
			8	AFTER	135.46	-12.67	63.00
			9	BEFORE	133.64	-27.18	51.82
			9	AFTER	0.00	0.00	0.00
			10	BEFORE	134.34	-25.74	54.30
			10	AFTER	0.00	0.00	0.00
			11	BEFORE	134.91	-24.55	56.37
			11	AFTER	0.00	0.00	0.00
			12	BEFORE	135.38	-23.65	57.84
			12	AFTER	0.00	0.00	0.00
			13	BEFORE	134.88	-22.67	59.07
			13	AFTER	0.00	0.00	0.00

ENTIRE PAGE CONFIDENTIAL

CRTS 001365

** SECTIONALS **

UNIT NO	SCTN NO	SIDE	SEQ NO	NAME AND CRASH STATUS	X	Y	Z
					INCHES		
442	81			VERT SECT 20" AFT I/CL			
			1	BEFORE	161.85	-32.14	29.09
			2	BEFORE	161.85	-32.16	29.32
			3	BEFORE	161.85	-32.16	30.90
			4	BEFORE	161.85	-32.48	34.62
			5	BEFORE	161.85	-32.55	39.01
			6	BEFORE	161.85	-32.52	39.84
			7	BEFORE	161.85	-32.38	40.28
			8	BEFORE	161.85	-32.10	41.15
			9	BEFORE	161.85	-31.96	43.22
			10	BEFORE	161.85	-32.59	43.60

ENGINEERING PAGE CONFIDENTIAL
T-B3027
74
CRTS 0011365

** COMMENTS **

ANY AUTOMATICALLY GENERATED COMMENTS APPEAR IN THIS BOX:

THIS VEHICLE IS SET UP TO DESIGN ATTITUDE AND WHILE REPORTED IN ENGLISH UNITS, USES A METRIC PRINT ZERO. SUSPENSION COMPONENTS ARE NOT IN DESIGN POSITION. COORDINATES CAN BE CONVERTED TO DESIGN PRINT VALUES BY USING THE FOLLOWING: asking for a metric print-out or

TO CONVERT TO METRIC DESIGN PRINT VALUES: MULTIPLY BY 25.4.
TO CONVERT TO ENGLISH DESIGN PRINT VALUES: (for most DOMESTIC VEHICLES) SUBTRACT 78.74 (2000 MM) FROM THE X VALUE AND SUBTRACT 19.69 (500 MM) FROM THE Z VALUE.

*** THIS DIMENSION SYSTEM UTILIZES THE RIGHT HAND RULE ***
from Front of Vehicle FACING REARWARD
+ = Rearward, Up, & Left (AMERICAN PASSENGER SIDE)
[Lateral Zero is Centerline of Vehicle]

%%%% THE " D " DIMENSION UNDER " INCHES CHANGED X Y Z " %%%%
%%% IS THE SCALAR (TRUE VALUE) DISTANCE CHANGE OF THE POINT %%%

REMINDER::: Paint a C/L stripe on tunnel from front seat to and including rear seat where applicable.

*** If this is a POLE IMPACT TEST, do NOT scribe cart edges. ***

ON SIDE IMPACTS FOR VEHICLES WITH A WHEELBASE OF 114 inches or less SCRIBE (4)VERTICAL LINES on side of impact from ROCKER TO BELT LINE @:
(1) WHEELBASE C/L (2) 37" FORWARD OF WHEELBASE C/L
(3) 4" FORWARD OF WHEELBASE C/L (4) 29" REARWARD OF WHEELBASE C/L

ON SIDE IMPACTS FOR VEHICLES WITH A WHEEL BASE GREATER THAN 114 INCHES SCRIBE (4)VERTICAL LINES on side of impact from ROCKER TO BELT LINE @:
(1) 20" (2) 51" (3) 86" REARWARD OF FRONT AXLE CENTER LINE
(4) @ WHEELBASE CENTER LINE

BELT LINE (EXTERIOR SECTION) LOCATED @ 1st INCREMENTED 50mm BODY LINE BELOW GLASS/WEATHERSTRIP

MID LINE (EXTERIOR SECTION) LOCATED @ _____mm BODY LINE

CHARACTER LINE (EXTERIOR SECTION) LOCATED @ _____mm BODY LINE

ROCKER LINE (EXTERIOR SECTION) LOCATED @
1ST INCREMENTED 10mm BODY LINE BELOW DOOR OPENING

ENGINE FAILS CONFIDENTIAL

CRTS 0011365

** COMMENTS **

SCRIBE A LONGITUDINAL C/L ALONG THE ENTIRE EXTERNAL BODY (USE TAPE OR PAINT ON THE WINDSHIELD & BACKLIGHT)

SCRIBE A LONGITUDINAL C/L IN THE INTERIOR ON THE ROOF, TUNNEL/CONSOLE AND OR SEATS

MARK A LONGITUDINAL C/L ON THE OCCUPANT FRONT & REAR SEATS

SCRIBE A VERTICAL LINE ON THE LEFT & RIGHT ROOF TARGET 27.00" REARWARD OF THE FRONT EDGE OF THE MASTER CONTROL NOTCH OR CONTROL HOLE CENTER-LINE. ALSO, SCRIBE A HORIZONTAL LINE ON THE TARGETS 46.00" ABOVE THE TOP OF THE MASTER CONTROL NOTCH OR CONTROL HOLE CENTERLINE.

ANY COMMENTS ENTERED BY OPERATORS APPEAR BELOW THIS LINE:

****

UNIT 650 POINT DESCRIPTIONS ARE AS FOLLOWS:

01. L/F SILL SET-UP POINT.
02. L/R SILL SET-UP POINT.
03. R/F SILL SET-UP POINT.
04. R/R SILL SET-UP POINT.

POINTS 5 THRU 19 ARE ACCEL LOCATIONS:

05. L/F INTERIOR DOOR @ BELTLINE.
06. L/F INTERIOR DOOR BELOW BELTLINE.
07. L/F INTERIOR DOOR @ SPEAKER HOLE.
08. L/F INTERIOR DOOR OVER ARMREST.
09. LEFT INTERIOR B-PILLAR @ ROOF.
10. LEFT INTERIOR B-PILLAR @ BELTLINE.
11. LEFT INTERIOR B-PILLAR @ FLOORPAN.
12. L/R INTERIOR DOOR @ BELTLINE.
13. L/R INTERIOR DOOR OVER ARMREST.
14. FORWARD C/L OF TUNNEL @ DASH.
15. C/L OF TUNNEL BETWEEN FRONT SEATS.
16. L/F FLOORPAN @ #2 CROSSMEMBER.
17. R/F FLOORPAN @ #2 CROSSMEMBER.
18. L/F UPPER RADIATOR SUPPORT BRACKET.
19. R/F UPPER RADIATOR SUPPORT BRACKET.

20. ALIGNMENT POINT RIGHT FRONT.
21. ALIGNMENT POINT RIGHT REAR.

ENTIRE PAGE CONFIDENTIAL

CRTS 001136S

CONTROL POINTS (SIDE IMPACT CAR) REQUEST 404
UNIT 70 POINT 75
UNIT 71 POINTS 7 LEFT & RIGHT
UNIT 74 POINTS 41-44,46-49 ON SIDE OF IMPACT
UNIT 74 POINTS 53,54 ON SIDE OPPOSITE OF IMPACT
UNIT 411 POINTS 1-4,38,39,84
UNIT 412 POINTS 9,16,18,89 LEFT & RIGHT
(LEFT SIDE IMPACT SHOWN)

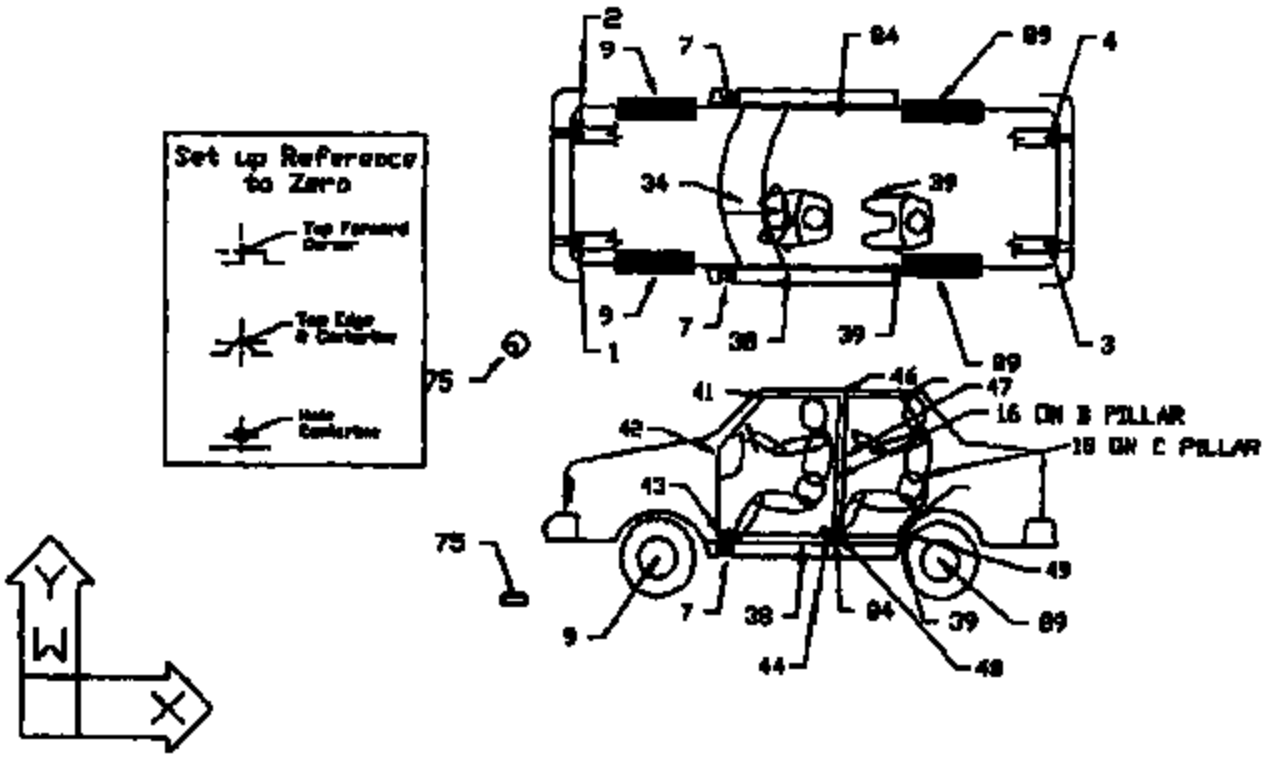

REQUEST 404 (PIC 960 12/96

7-03027
EN LINE PAGE CONFIDENTIAL

EXTERIOR & INTERIOR HORZ. SECTIONALS SIDE IMPACT
REQUEST 423/425/427/429/431/433/435/437



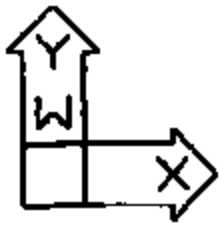

REQUEST 423,425,427,429,431,433,435,437 UPIC 977 10/96

BRCDV011

ENTIRE PAGE CONFIDENTIAL

CRTS 0011365

REQUEST 430 – 442 VERT. SECTIONS SIDE IMPACT

UNITS 430 S1, 439 – 442 S1 & S2

S1 SECTIONS ARE EXTERIOR, S2 SECTIONS ARE INTERIOR

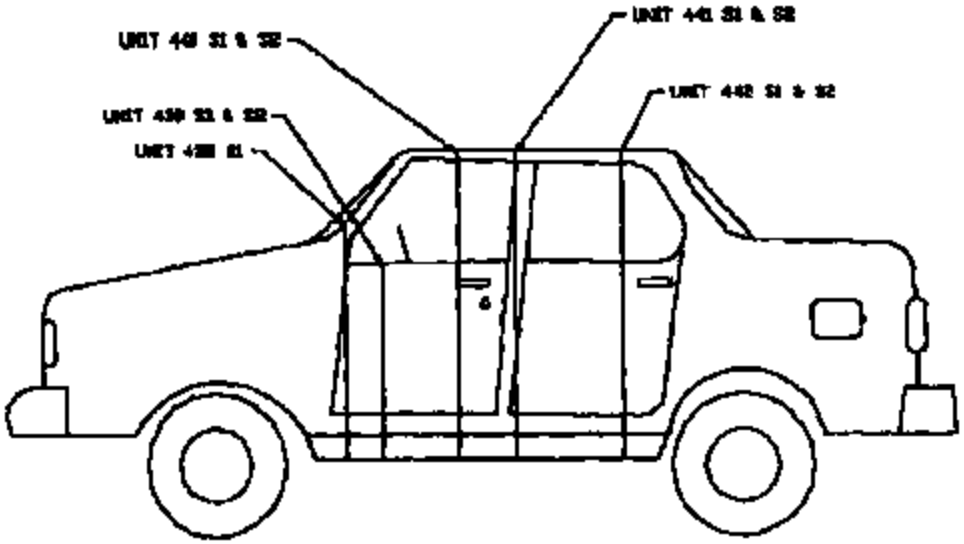

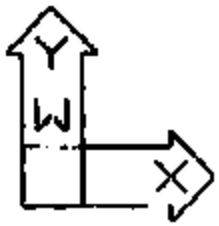

REQUEST 430 – 442 UPIC 979 10/96

DOE.SVCI.1



Name: 11365001.JPG

ENTIRE PAGE CONFIDENTIAL



Figure 1





Name: 11165004.JPG

ENTIRE PAGE CONFIDENTIAL






11365









Photo 1





Name: 11369014.JPG

ENTIRE PAGE CONFIDENTIAL