

"RECORD COPY"
 Schedule No. 7-7-12
 Retain Until 2018
~~CONFIDENTIAL~~

FINAL TEST REPORT

**Global Test Operations
 Advanced Vehicle Technology**

TO:	J. Boland	Test Order No.	T-AB730
		Work Task W. O. No.	F14
		Test Date	4/23/98
		Date Reported	8/5/98
		Sheet	1 of 118

SUBJECT: Crash Test 11082 (90° Front Fixed Barrier Impact at 35.5 ± 0.4 mph, 57.1 ± 0.6 km/h) - 1999 Taurus (DN-101) 4-Door Sedan

REQUESTED BY: Vehicle Safety and CAE Department, Advanced Vehicle Technology -
 K. Ewing

OBJECT: To obtain development data relative to FMVSS 208 and 301.

- SUMMARY OF TEST RESULTS:**
- See Section 1.0 for injury criteria data.
 - See Section 2.0 for fuel spillage data.


 Concur: R. Burns
 Section Supervisor
 Operations Engineering Section


 R. Roosa
 Test Development Engineer

VEHICLE DATA:

Make and Model 1999 Taurus (DN-101) 4-Door Sedan

ID Numbers 1FAFP62U4WG188184, 579-T-248, D09902

Power Train 3.0L, EFI, Automatic Transaxle

Fuel Tank(s) Usable Capacity: 18.0 gal. (68.1L)
Test Condition: The "run dry" tank was filled with 3.0 gallons (11.4L) of red-dyed Stoddard solvent.

Front Seat(s) Type: Bucket
Cover: Cloth
Tracks/Position: Manual/Mechanical Mid
Seat Backs/Position: Adjustable/LF: 23.7° Rear of Vertical,
RF: 27.8° Rear of Vertical
Head Restraints/Position: Adjustable/Down

Restraint System LF: 3-Point Continuous Loop Active Belt and Steering Wheel Air Bag
RF: 3-Point Continuous Loop Active Belt and Instrument Panel Air Bag

Occupants LF & RF: 50th Percentile Male, Hybrid III, Instrumented

Test Weight Front: 2214 lb (1004 kg)
Rear: 1640 lb (744 kg)
Total: 3854 lb (1748 kg)

Tires Front: P205/65R15 80 psi (207 kPa)
Rear: P205/65R15 80 psi (207 kPa)
Spare: Removed

Significant Content or Accessories: Air Conditioning, Power Steering, Power Brakes, Tilt Steering Wheel

GENERAL TEST COMMENTS:

1. Test Procedure

The test was performed according to the following Corporate test procedure(s):

- Fixed Barrier Collision, T657-ST-14 dated July 17, 1996.
- CFI and EFI Fuel Systems Stoddard Solvent Fill, ST-11 REF. 4.
- Occupant Crash Protection, T657-ST-25 dated July 17, 1996.

2. Remarks

Crash movies, pre- and post- crash still images of the test vehicle and copies of this report are available through the Operations Engineering Section, Safety Laboratories Department, GTO. The crash still images are stored and archived on CD ROMs. The file names of the still images are listed under crash number and a three digit sequence number which are 11082001 through 11082068.

TEST RESULTS:**1.0 Occupant Injury Data (FMVSS 208)**

	L.F. Dummy	R.F. Dummy
Head Injury Criteria (HIC)	*	977
Interval t1	* ms	67 ms
t2	* ms	109 ms
Chest resultant acceleration level at 8 ms cumulative duration	48 g	50 g
Chest Deflection (Hybrid III)	1.3 in	1.1 in
Peak axial compression load:		
Left femur	901 lb	968 lb
Right femur	921 lb	772 lb
Peak axial tension load:		
Left femur	85 lb	201 lb
Right femur	119 lb	140 lb
Dummy contained within the vehicle during the crash	Yes	Yes

* The longitudinal acceleration of L/F Dummy's Head was lost due to intermittent data and as a result, the HIC value was not calculated.

Time histories of the dummy instrumentation are included in this report.

Time histories of the dummy dynamic displacements obtained from Film Analysis are included in this report.

Time histories of the air bag/sensor(s) are included in this report.

Time histories of any requested derived data (i.e. integrations, etc.) were given to the requesting activity and are not included in this report.

2.0 Fuel System Integrity (FMVSS 301)

- There was no fuel system spillage during or for thirty minutes following impact.
- The fuel system held pressure during a post-crash pressure check.

TEST RESULTS (Cont'd.)**3.0 Vehicle Crush, Film Analysis and/or Instrumentation Data**

	<u>Maximum Dynamic Longitudinal Crush</u>	
	<u>in.</u>	<u>(mm)</u>
Left Side	29.7	(754)
Right Side	30.2	(767)

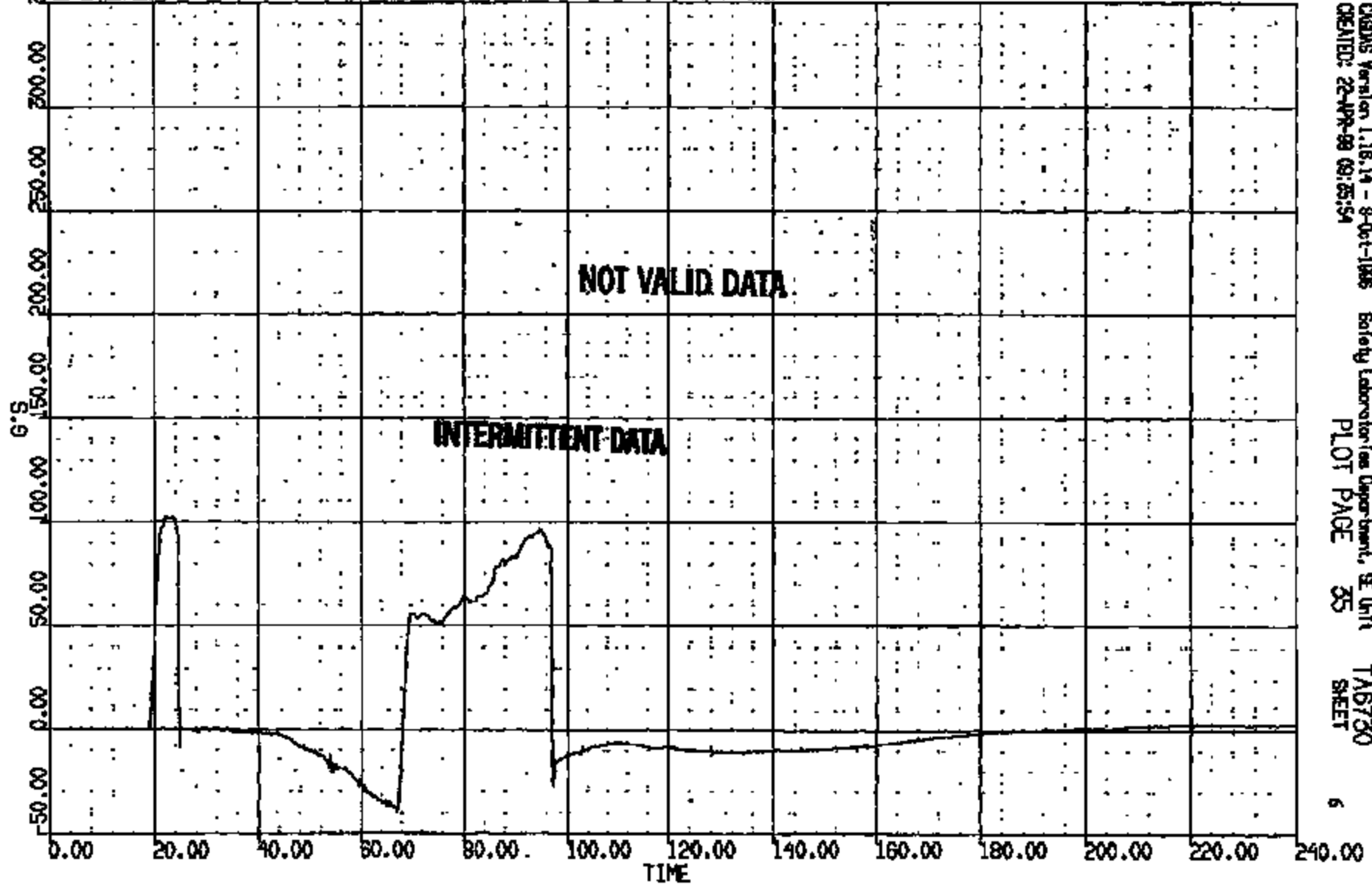
Time histories of the vehicle accelerations and other instrumentation are included in this report.

Time histories of vehicle dynamic displacements obtained from Film Analysis are included in this report.

Time histories of any requested derived data (i.e. integrations, etc.) were given to the requesting activity and are not included in this report.

CR R: 11082 TO: TAG730 DATE: 980428 08:40:04
199900 DN-101

(1) CR11082T L/F DUMMY HEAD C.G. LONG 1000
MAX = 102.6 at 23.76 MS MIN = 49.15 at 87.29 MS **AXIS 1**

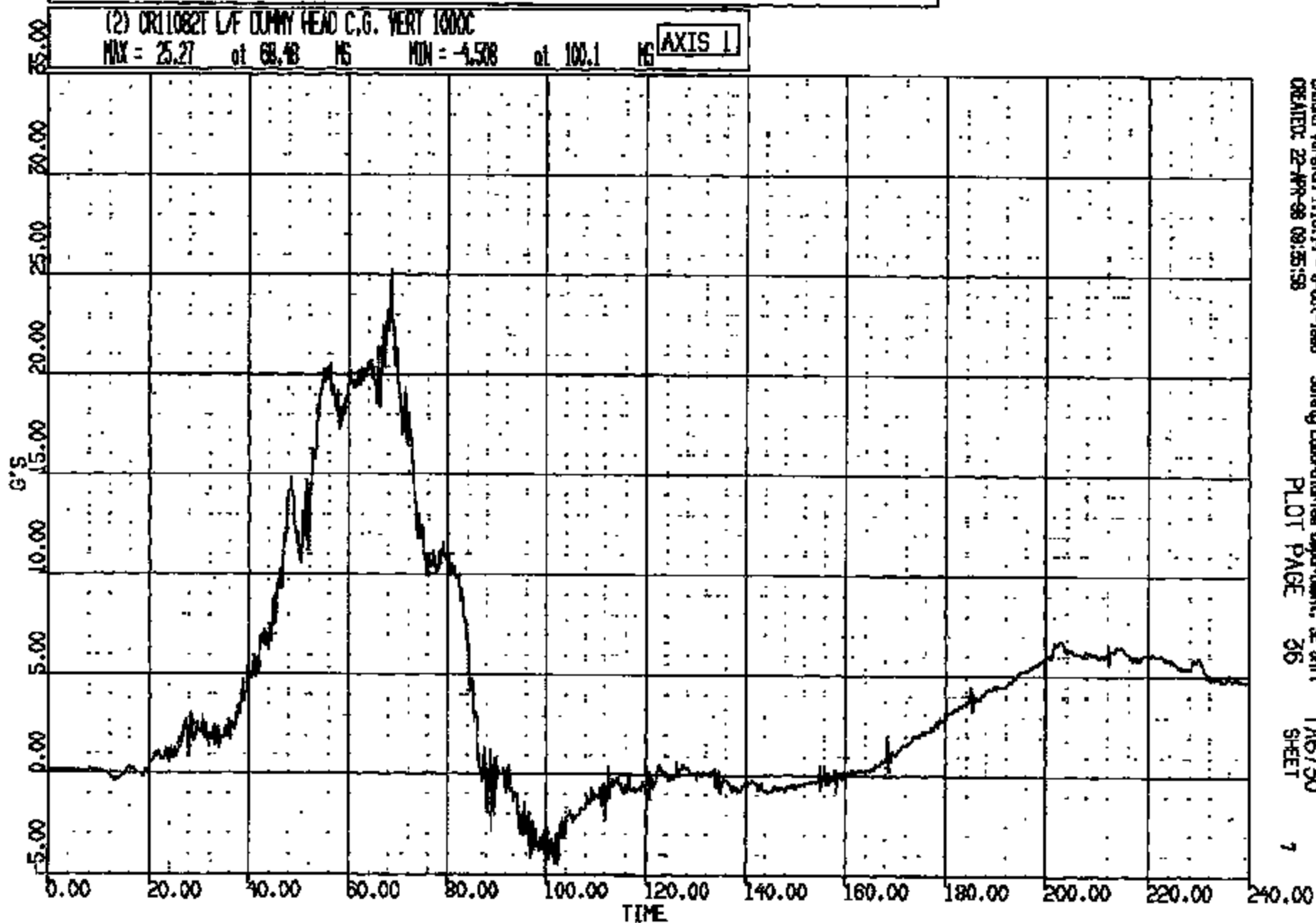


CRAMS Version 1.16.14 - 8-Oct-1998 Safety Laboratories Department, SE Unit TAG730
CREATED: 28-APR-98 09:25:54 PLOT PAGE 35 SHEET 6

CRIS 0011082

CR #: 11082 TO: T6730 DATE: 880422 08:40:04
188800 DN-101

(2) CR11082T L/R DUMMY HEAD C.G. VERT 1000C
MAX = 25.27 at 68.48 MS MIN = -4.508 at 100.1 MS **AXIS 1**

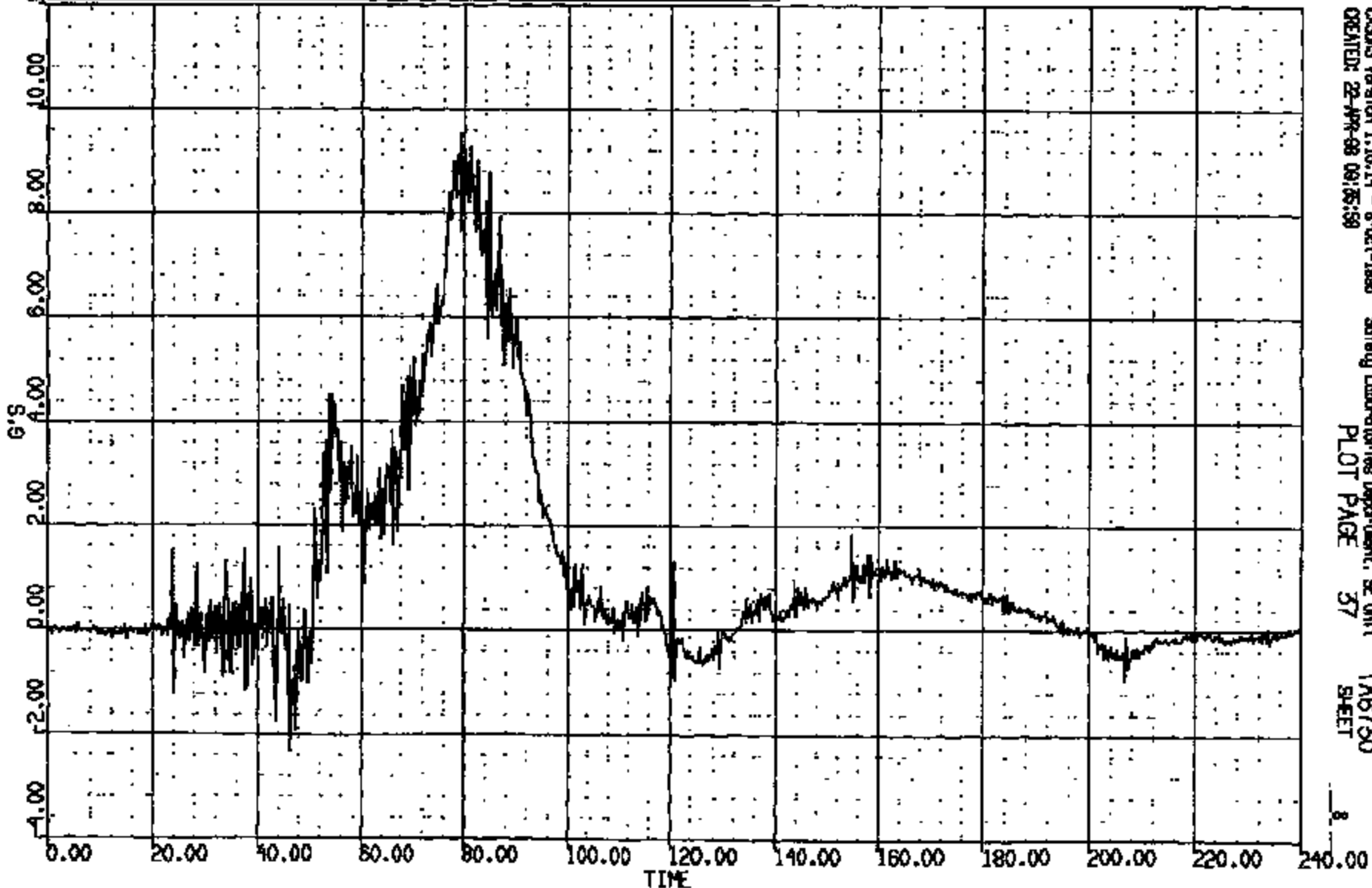


CARDIS Version 1.18.14 - 8-Oct-1988 Safety Laboratories Department, SE Unit T6730
CREATED: 22-APR-98 09:55:58 PLOT PAGE 36 SHEET 7

CRTS 0011082

CR R: 11082 TO: TA6730 DATE: 980422 08:40:04
100000 DN-101

(3) CR11082T L/F DUNNY HEAD C.G. LAT 1000C
MAX = 9.512 at 79.52 MS MIN = -2.327 at 116.32 MS **AXIS 1**

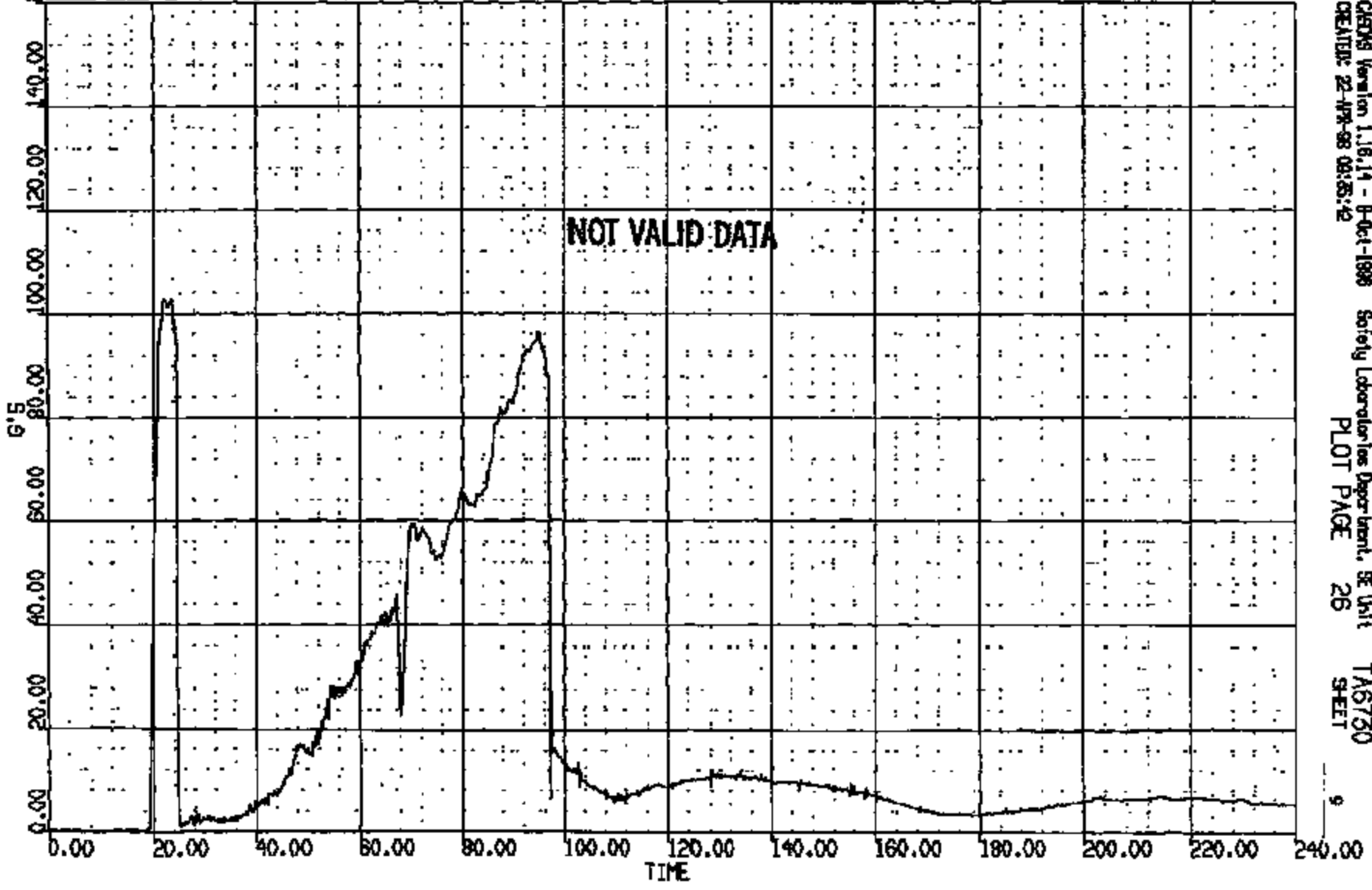


CADWIS Version 1.16.14 - 8-Oct-1998 Safety Laboratories Department, SE Unit TA6730
CREATED: 22-Apr-98 09:25:59 PLOT PAGE 57 SHEET

CRTS 0011082

CR R: 11082 TO: TA6750 DATE: 980422 08:40:04
 199800 DN-101
 T10: 1107. DUR: 240.0 T1/T2: 08.0 / 07.0
 T20: 1107. DUR: 00.0 T1/T2: 08.0 / 07.0
 T10: 011. DUR: 15.0 T1/T2: 02.0 / 07.0

(10001) CR11082T L/F DUMMY HEAD C.G. RES 1000
 MAX - 102.0 at 23.70 MS MIN - 0.8108E-02 at 18.21 MS AXIS 1



CHROM Version 1.16.14 - B-04-1888 Safety Laboratories Department, SE Unit TA6750
 CREATOR: 22-APR-98 08:25:42 PLOT PAGE 26 SHEET 9

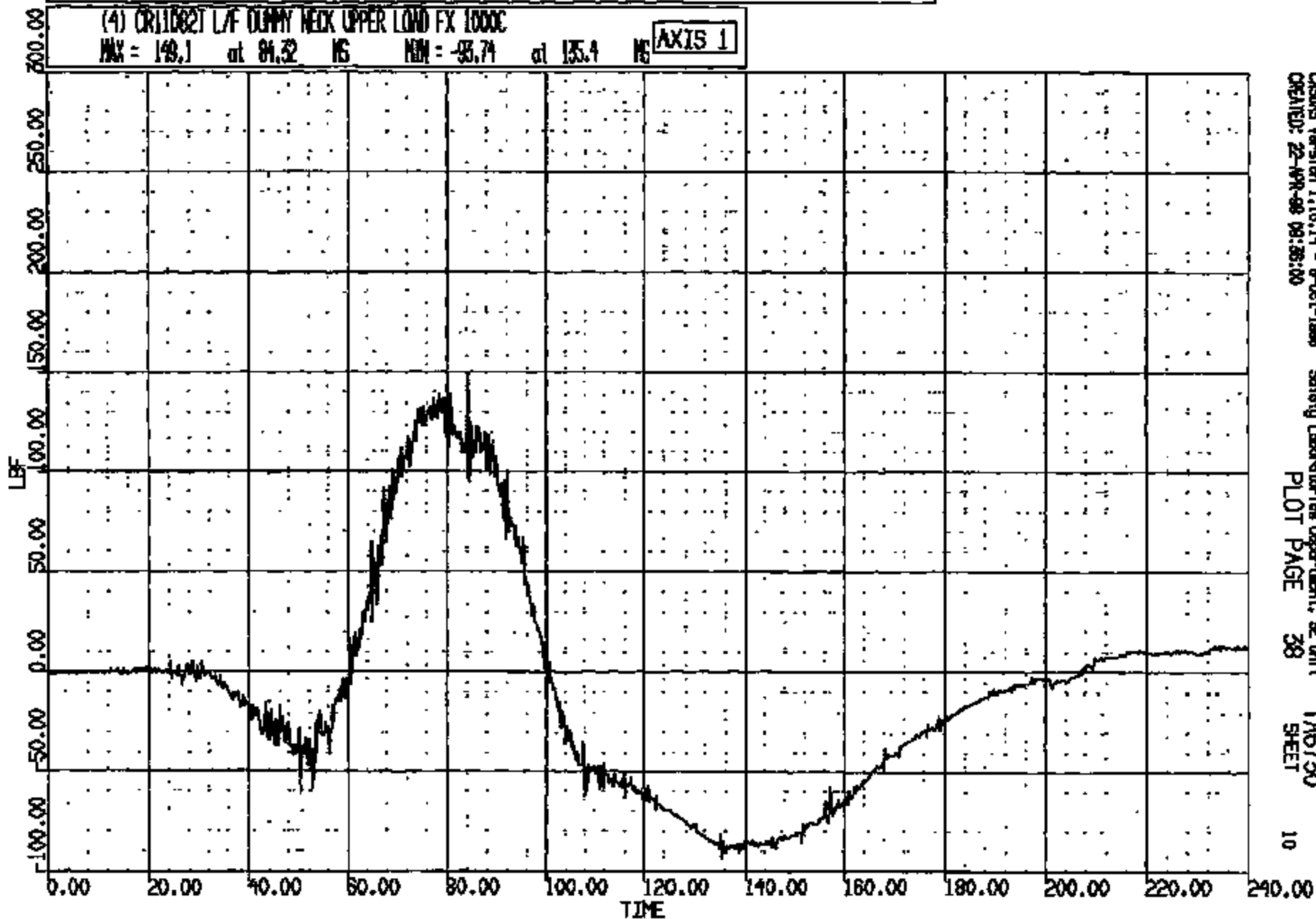
CRTS 0011082

CR R: 11082 TO: TA6730 DATE: 880428 08:40:04
199900 DN-101

(4) CR11082T L/F DUMMY NECK UPPER LOAD FX 1000C

MAX = 149.1 at 84.32 MS MIN = -93.74 at 135.4 MS

AXIS 1



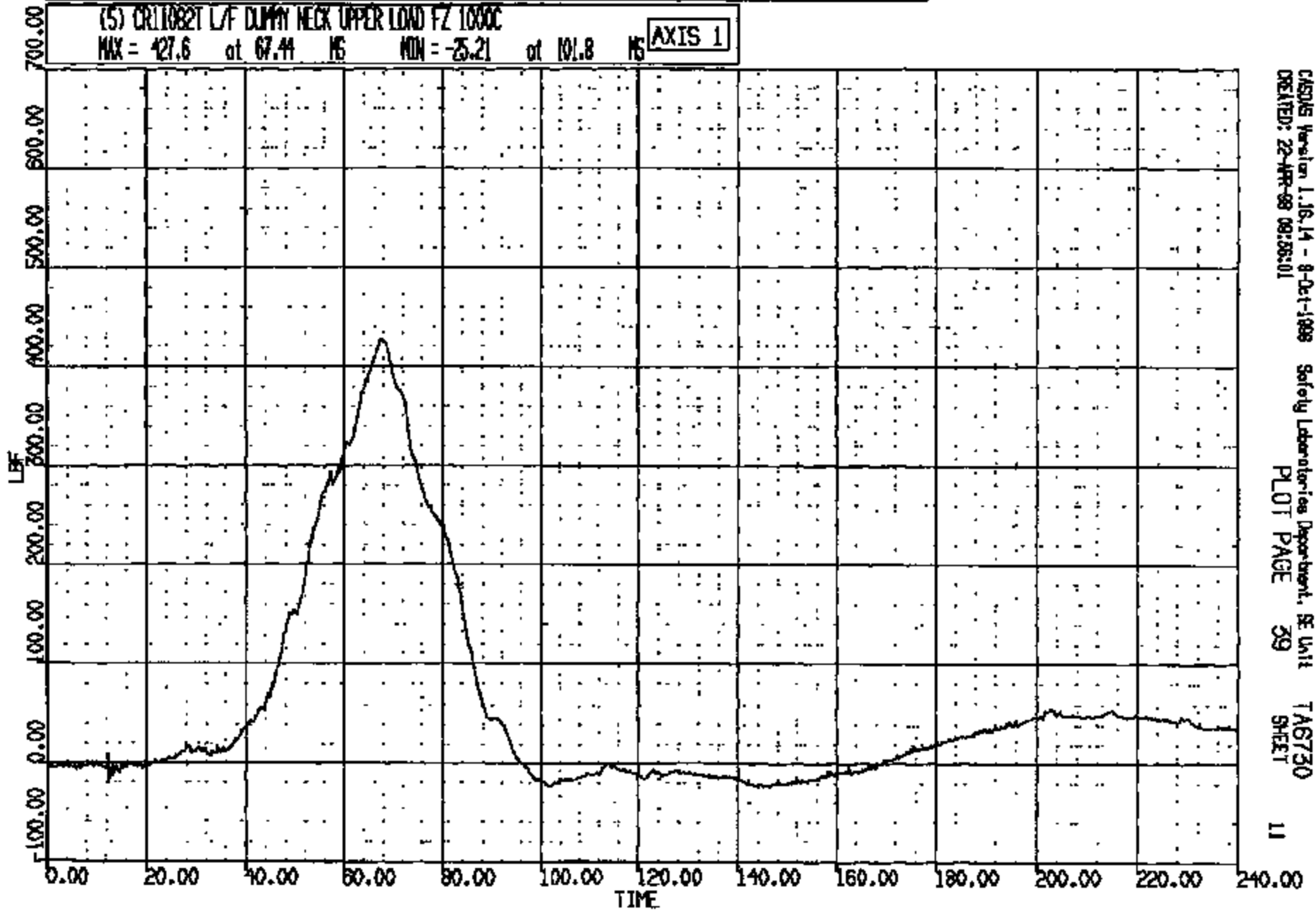
CRS015 Version 1.16.14 - 8-Oct-1988 Safety Laboratories Department, SE Unit TA6730
CREATED: 22-MAR-88 09:28:00 PLOT PAGE 38 SHEET 10

CRIS 0011082

CR R: 11082 TO: TAB750 DATE: 980722 08:40:04
189900 DN-101

(5) CRT11082T L/F DUMMY NECK UPPER LOAD FZ 1000C

MAX = 427.6 at 67.44 MS MIN = -25.21 at 101.8 MS AXIS 1



CASDS Version 1.16.14 - 8-Oct-1998
CREATED: 22-APR-99 08:28:01

Safety Laboratories Department, SE Unit
PLOT PAGE 39

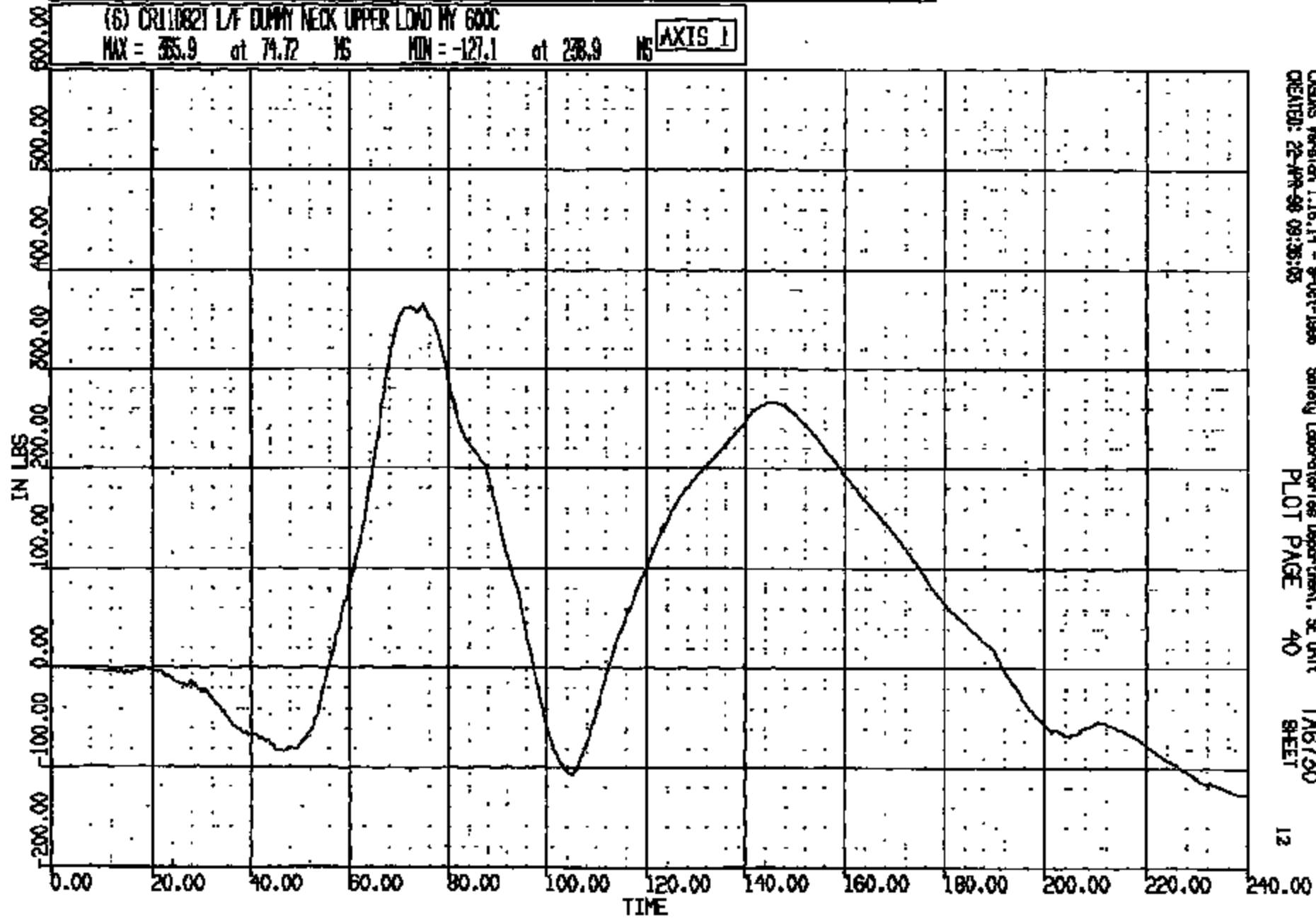
TAB750
SHEET

11

CRTS 0011082

CR R: 11082 TO: TA6730 DATE: 980122 08:40:04
189800 DN-101

(6) CR110821 L/F DUMMY NECK UPPER LOAD BY 600C
MAX = 365.9 at 74.72 MS MIN = -127.1 at 238.9 MS **AXIS 1**

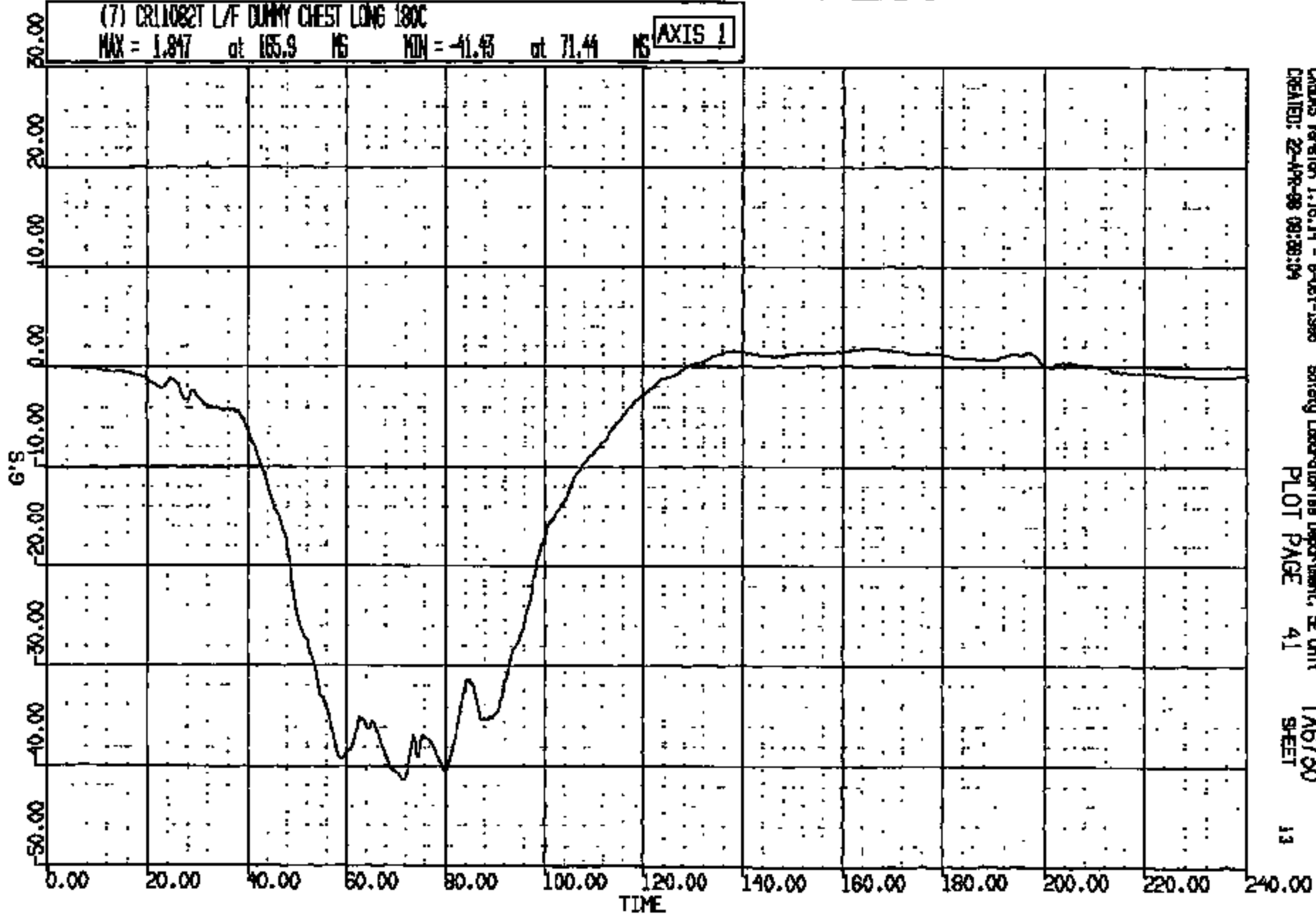


CRAMS Version 1.16.14 - 9-04-1998 Safety Laboratories Department, SE Unit TA6730
CREATED: 22-JAN-98 09:35:05 PLOT PAGE 40 SHEET 12

CR110821

CR R: 11082 TO: TAB730 DATE: 980422 08:40:04
180000 DN-101

(7) CR11082T L/F DUMMY CHEST LONG 180C
MAX = 1.847 at 165.9 MS MIN = -41.43 at 71.44 MS **AXIS 1**



CADMS Version 1.16.14 - 8-Oct-1998
CREATED: 22-Apr-98 09:38:04

Safety Laboratories Department, SE Unit
PLOT PAGE 41

TAB730
SHEET

13

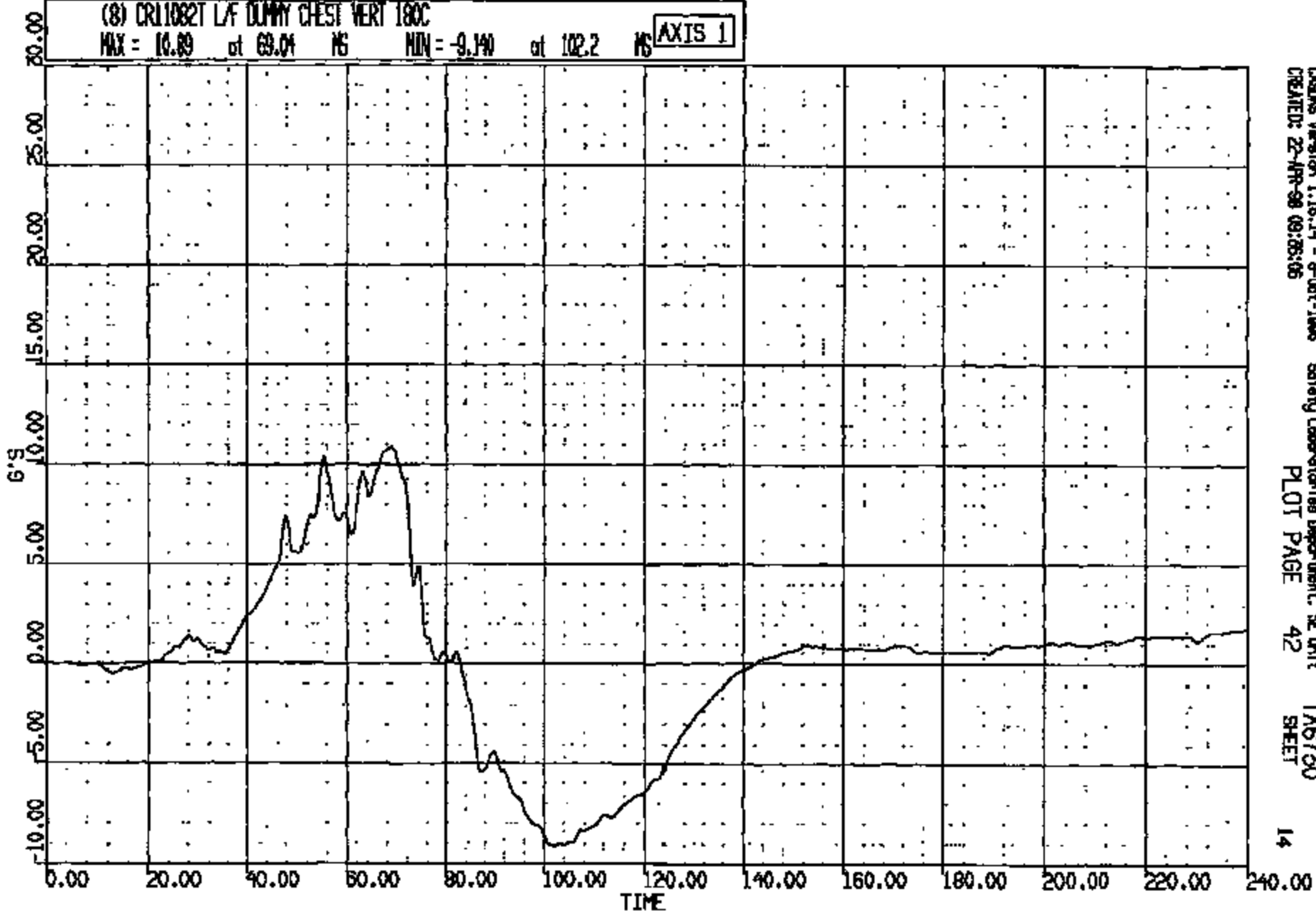
CRTS 0011082

CR N: 11082 TO: TA6730 DATE: 98-04-22 08:40:04
188800 DN-101

(8) CR11082T L/F DUMMY CHEST VERT 180C

MAX = 10.89 at 69.04 MS MIN = -9.190 at 102.2 MS

AXIS 1



CADDS Version 1.15.14 - 9-Oct-1998
CREATED: 22-APR-98 09:26:05

Safety Laboratories Department, SE Unit
PLOT PAGE 42

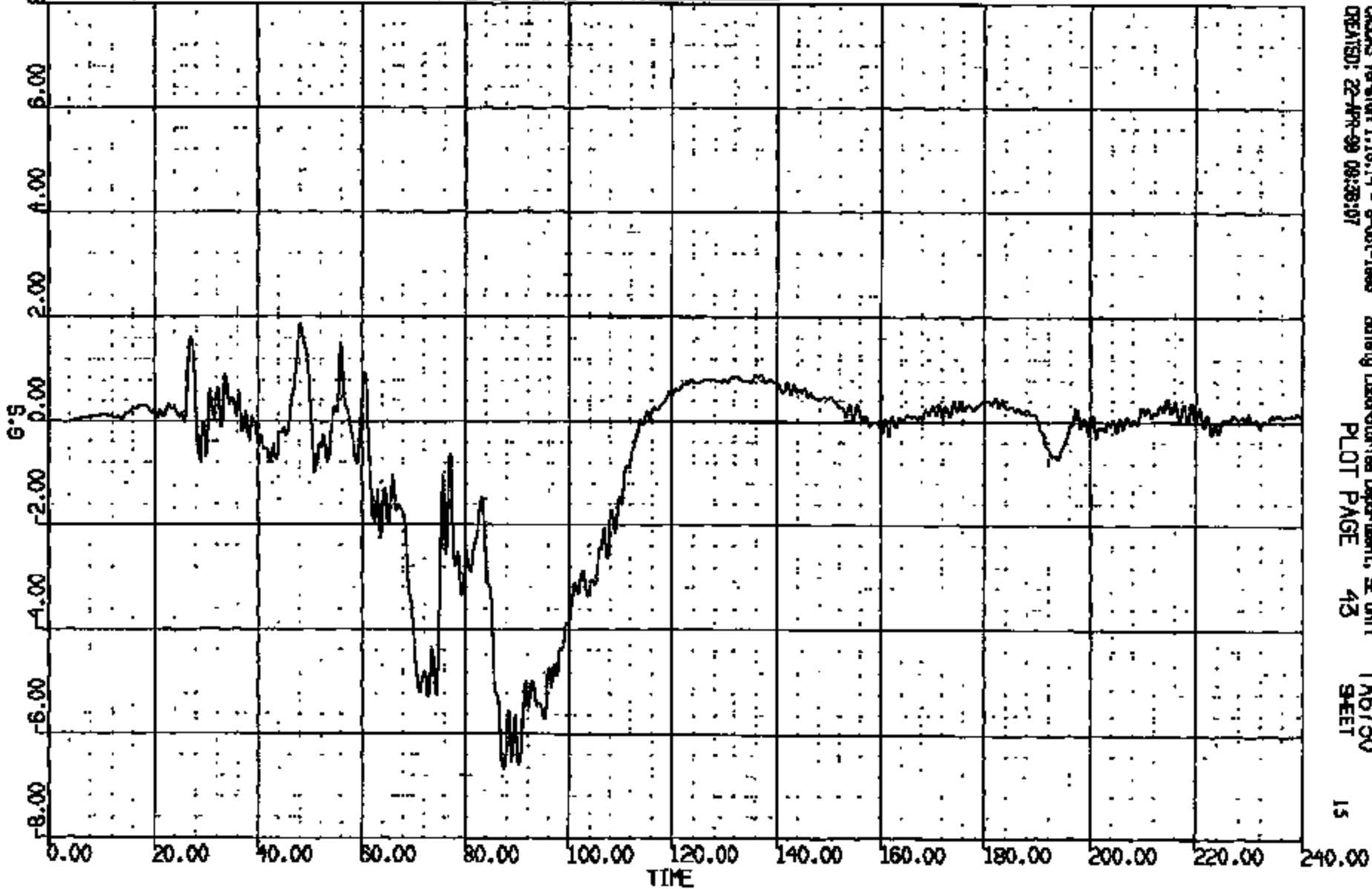
TA6730
SHEET

14

CRIS 0011082

CR R: 11082 TO: TA6730 DATE: 980422 08:40:04
199900 DN-101

(9) CR11082T L/F DUMMY CHEST LAT 180C
MAX = 1.819 at 18.24 MS MIN = -6.672 at 87.44 MS **AXIS 1**



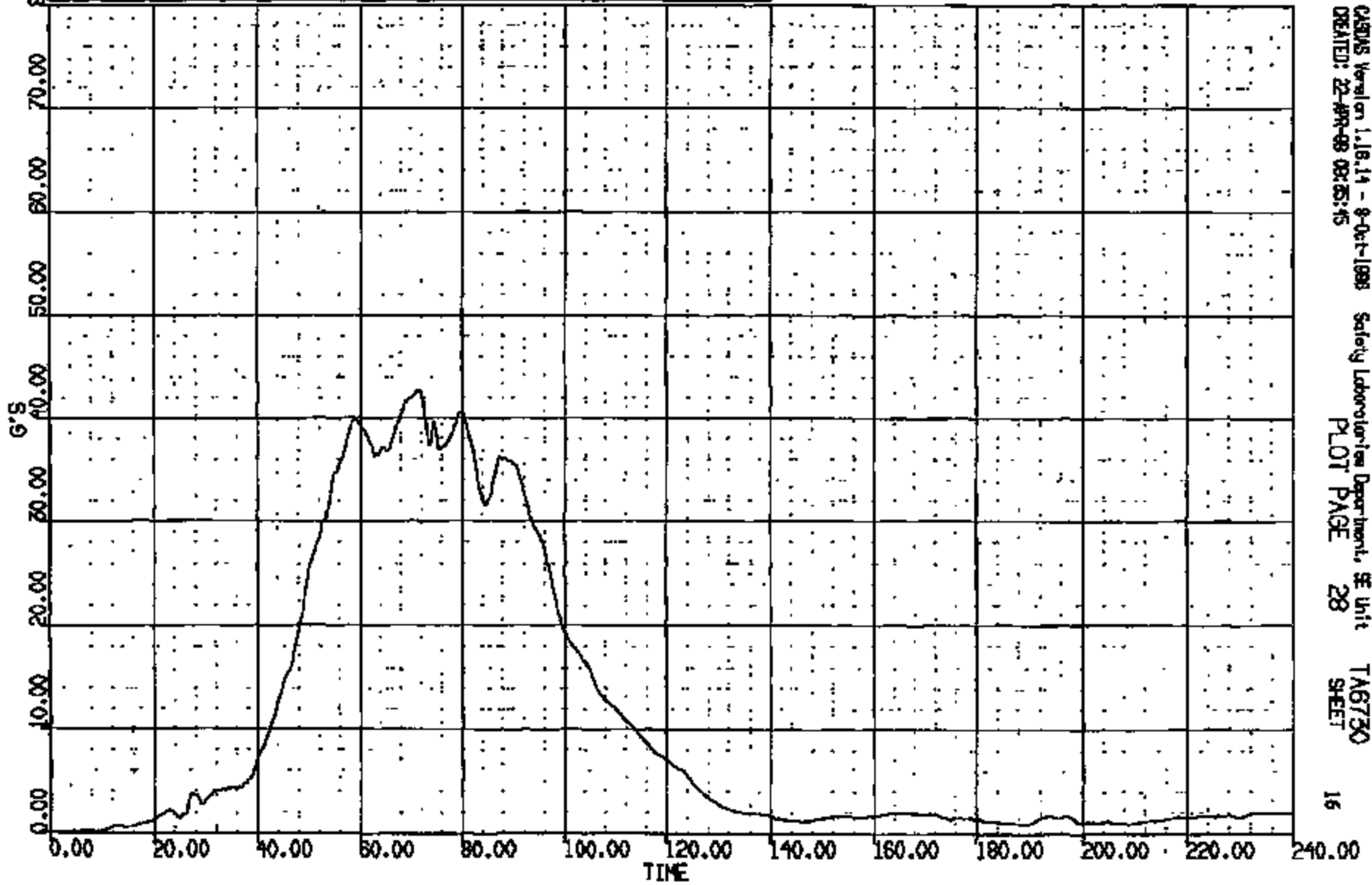
CADDS Version 1.16.14 - 8-Oct-1999 Safety Laboratories Department, SE Unit TA6730
CREATED: 22-Apr-99 08:38:10 PLOT PAGE 43 SHEET 15

CRTS 0011082

CR R: 11082 TO: TAG730 DATE: 980122 08:40:04
199900 DN-101
CUMDUR = 41.80Z Duration time = 2.9991

(10009) CR11082T L/F DUMMY CHEST RES 180C
MAX = 42.74 at 71.44 MS MIN = 0.2899E-01 at 0.7399E-01 MS

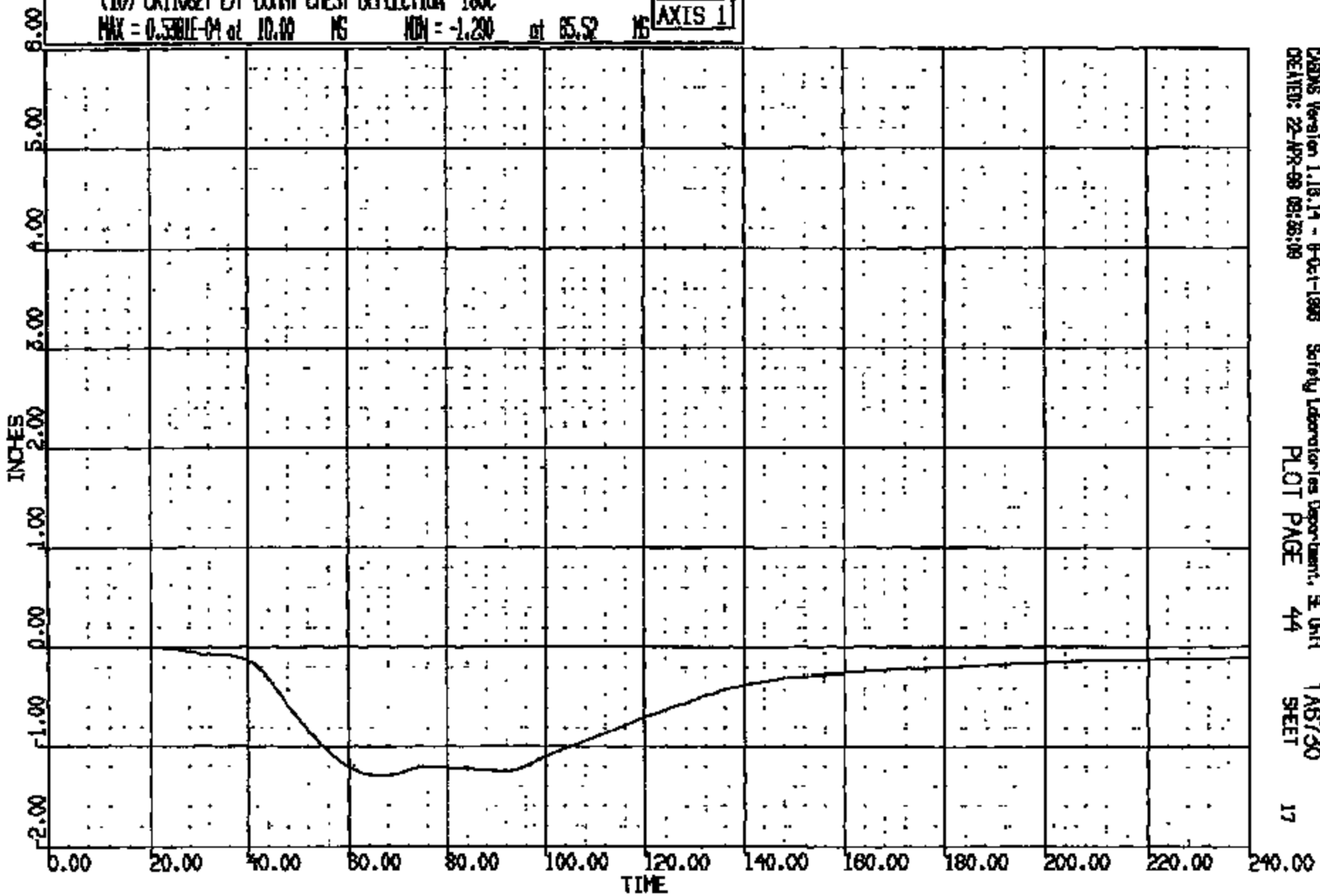
AXIS 1



CASAS Version 1.16.14 - 9-Oct-1998 Safety Laboratories Department, SE Unit TAG730
CREATED: 22-Apr-98 08:25:15 PLOT PAGE 28 SHEET 16

CR R: 11082 TD: TAB730 DATE: 880422 08:40:04
100900 DN-101

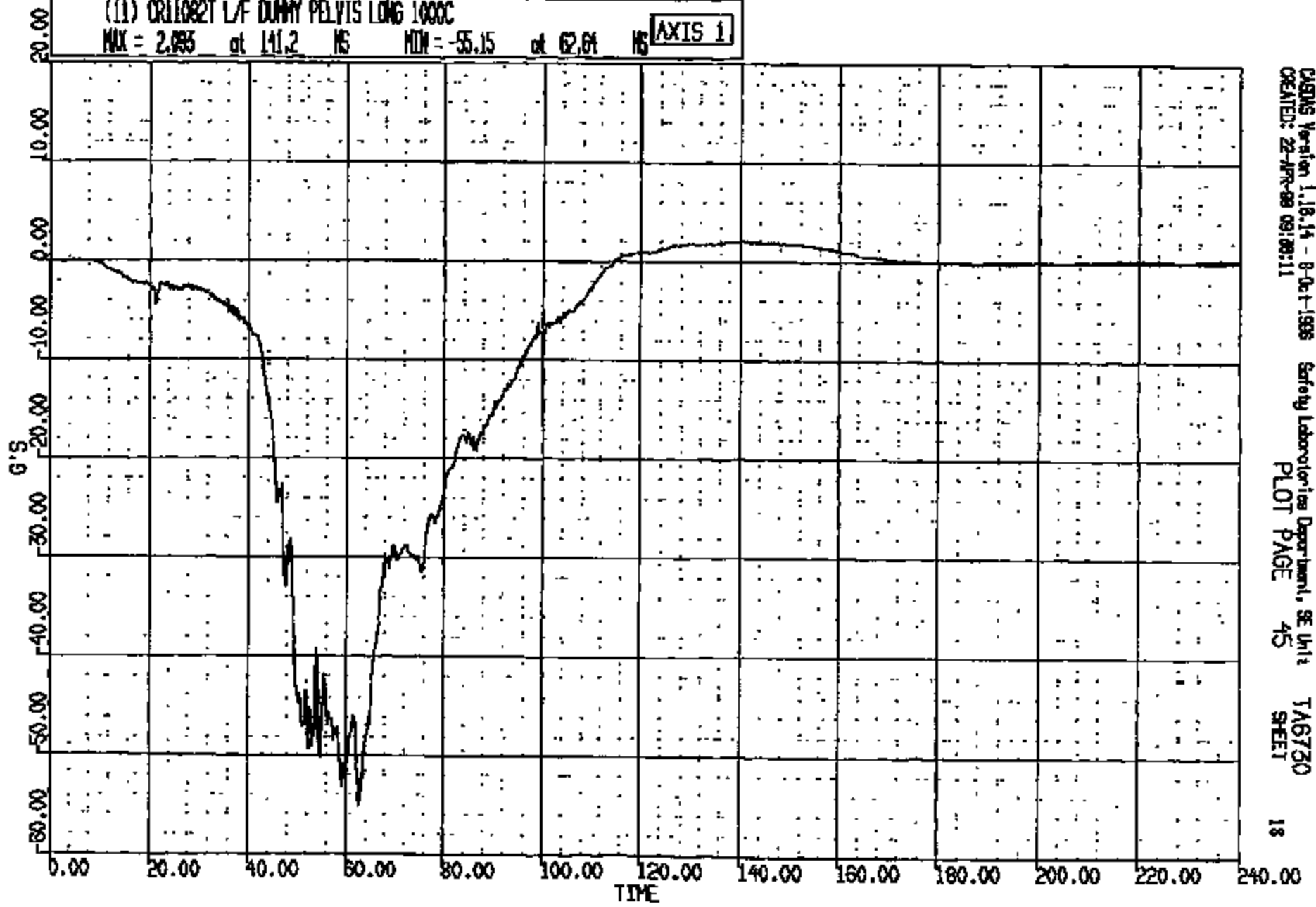
(10) CR11082T L/F DUMMY CHEST DEFLECTION 180C
MAX = 0.5381E-04 at 10.00 MS MIN = -1.200 at 85.52 MS **AXIS 1**



CRTS 0011082

CR R: 11082 TO: TA6730 DATE: 980422 08:40:04
10000 DN-101

(11) CR11082T L/F DUMMY PELVIS LONG 1000C
MAX = 2.095 at 141.2 NS MIN = -55.15 at 62.64 NS **AXIS 1**



CASING Version 1.18.14 - 8-Oct-1998 Safety Laboratories Department, SE Unit TA6730
CREATED: 22-Apr-98 09:00:11 PLOT PAGE 45 SHEET 18

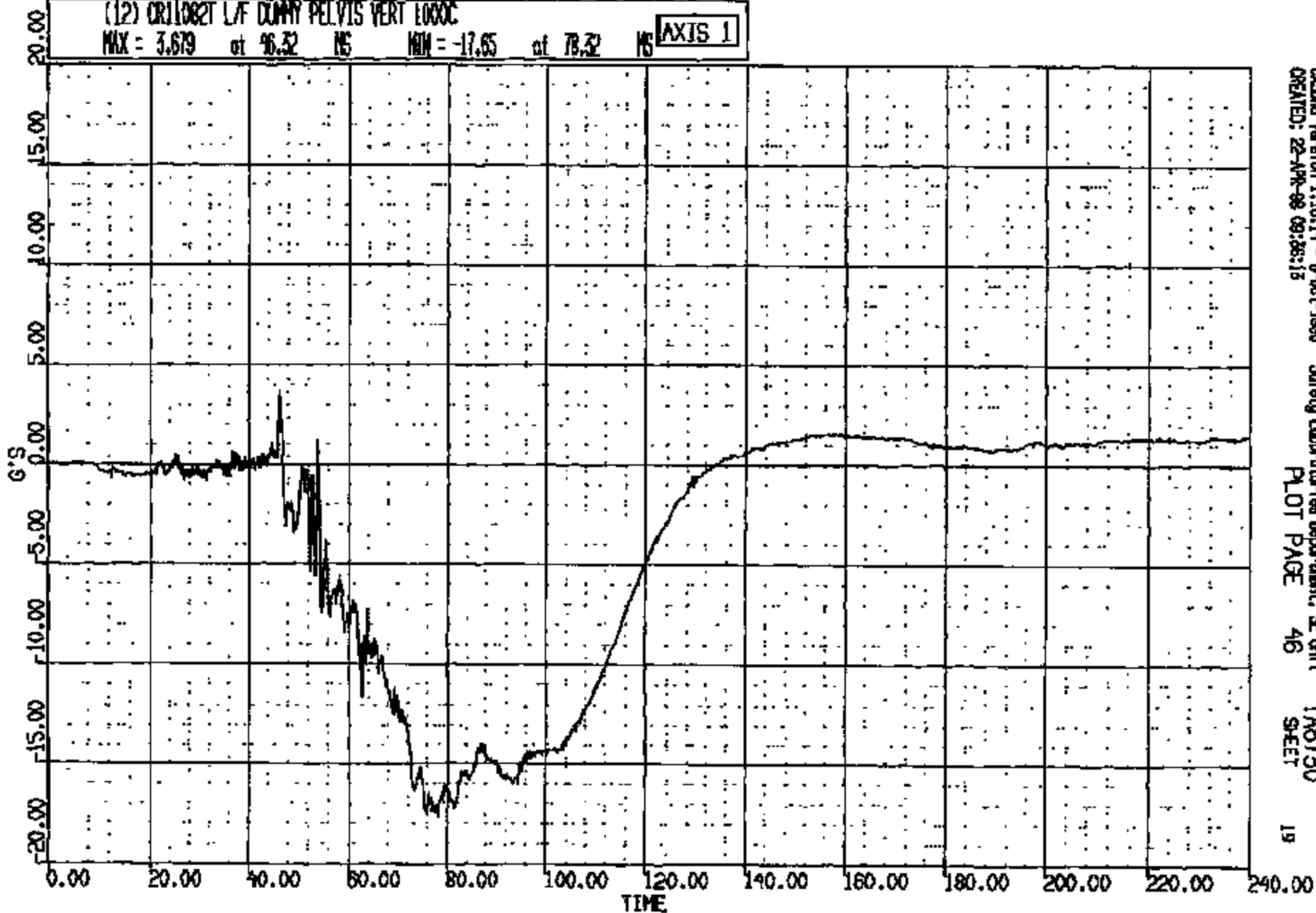
CRTS 0011082

CR R: 11082 TD: TA6730 DATE: 880422 08:40:04
100000 DN-101

(12) CR11082T L/F DUMMY PELVIS VERT 1000C

MAX = 3.679 at 46.32 MS MIN = -17.65 at 78.32 MS

AXIS 1



CASIMS Version 1.16.14 - 8-Oct-1988
CREATED: 22-APR-88 09:26:15

Safety Laboratories Department, SE Unit
PLOT PAGE 46

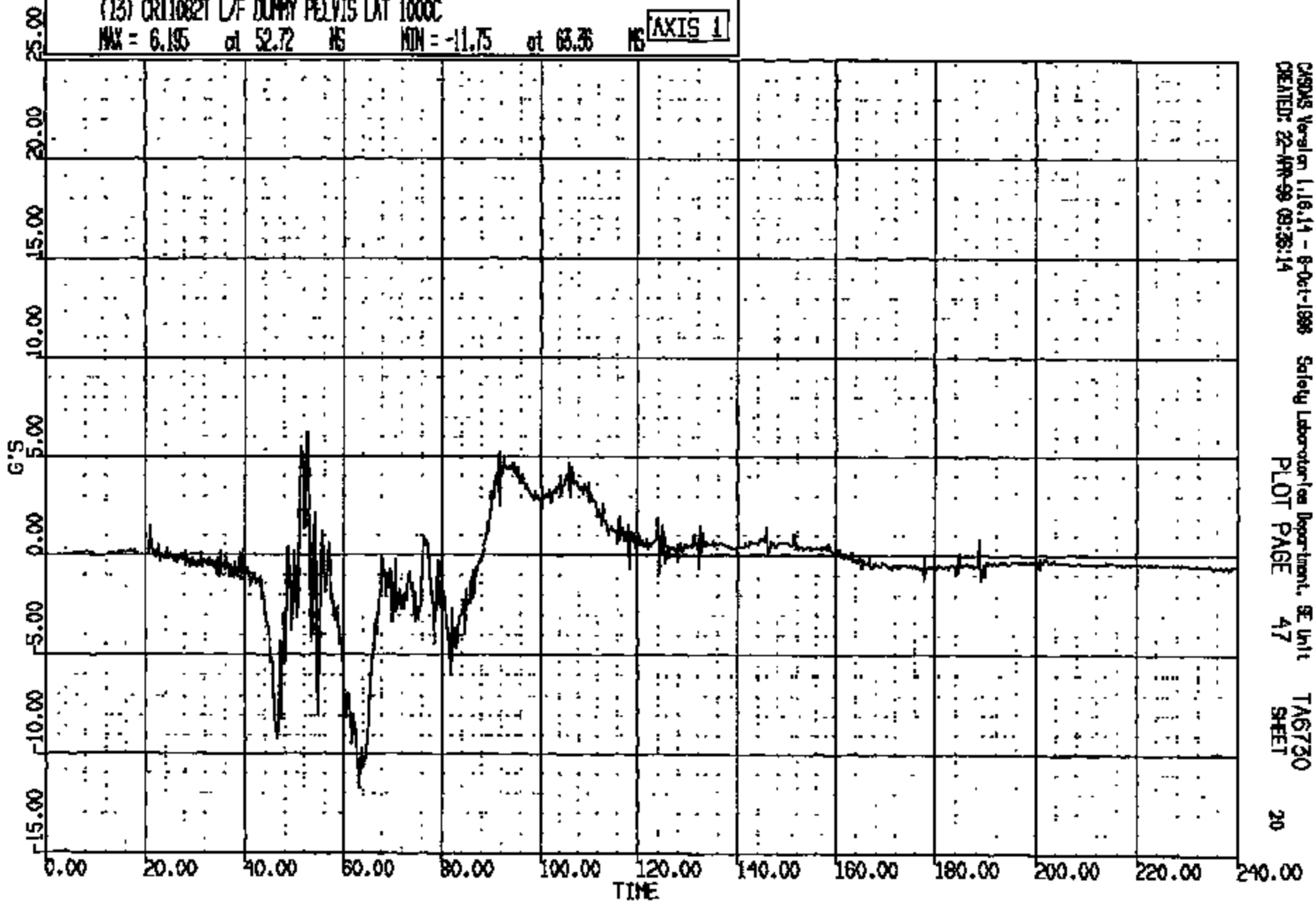
TA6730
SHEET

19

CR11082

CR R: 11082 TO: TAG730 DATE: 980422 08:40:04
199900 DN-101

(13) CR11082T L/F DUMMY PELVIS LAT 1000C
MAX = 6.195 at 52.72 MS MIN = -11.75 at 63.36 MS AXIS 1



CRS Version 1.16.14 - 8-Oct-1998 Safety Laboratories Department, SE Unit TAG730
CREATED: 22-APR-99 09:38:14 PLOT PAGE 47 SHEET 20

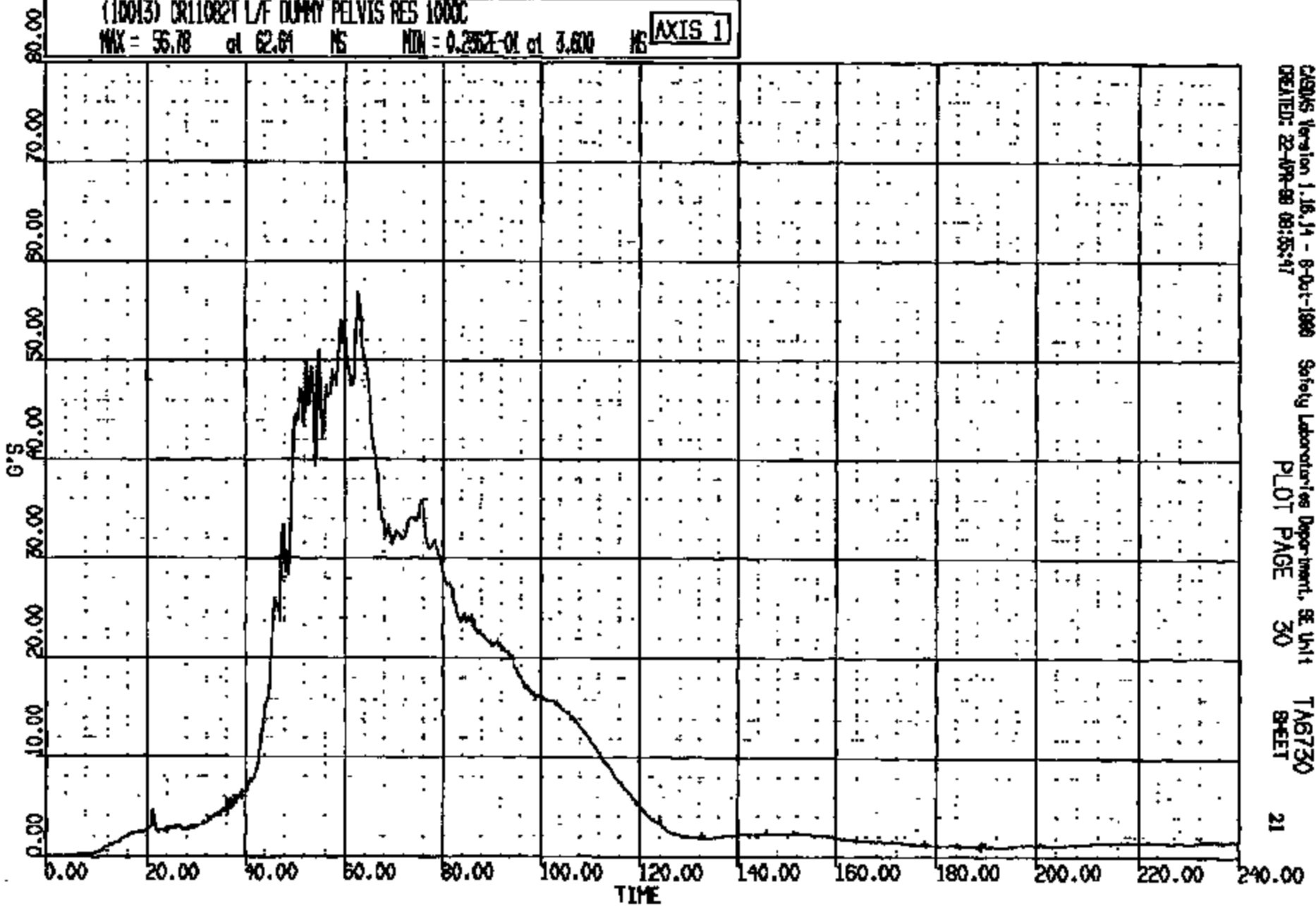
CRTS 0011082

CR R: 11082 TO: TAG730 DATE: 880422 08:40:04
199900 DN-101

(10013) CR110821 L/F DUMMY PELVIS RES 1000C

MAX = 56.78 at 62.61 MS MIN = 0.235E-01 at 3.600 MS

AXIS 1



CASMS Version 1.16.14 - 8-Oct-1988
CREATED: 22-APR-88 08:55:47

Safety Laboratories Department, SE Unit
PLOT PAGE 30

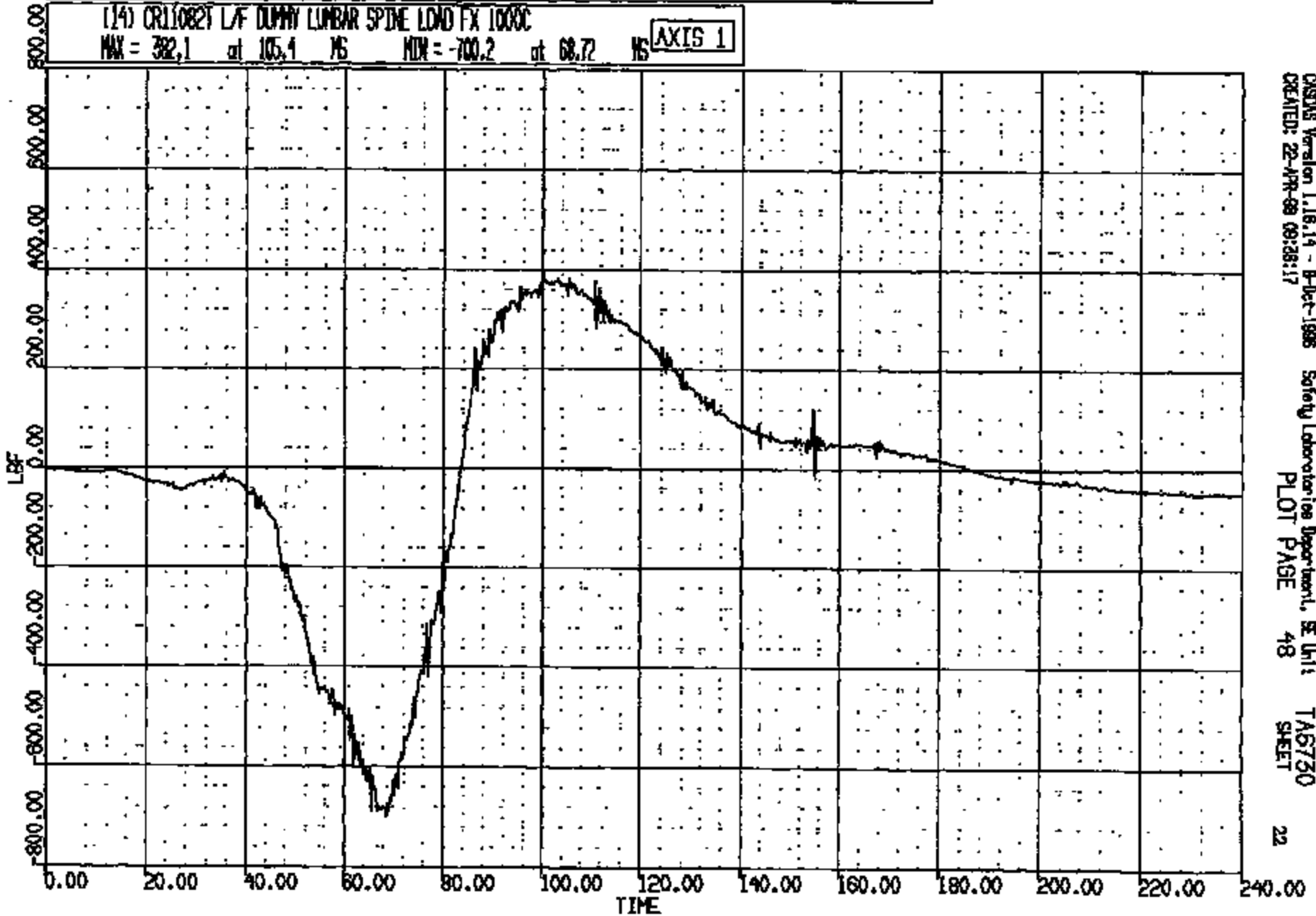
TAG730
SHEET

21

CRTS 0011082

CR R: 11082 TO: TAB730 DATE: 980422 08:40:04
198900 DN-101

(14) CR11082 L/F DUMMY LUMBAR SPINE LOAD FX 1000C
MAX = 382.1 at 105.4 MS MIN = -700.2 at 68.72 MS **AXIS 1**



CRS05 Version 1.16.14 - 8-Oct-1995
CREATED: 22-APR-98 09:28:17

Safety Laboratories Department, SE Unit
PLOT PAGE 48

TAB730
SHEET

22

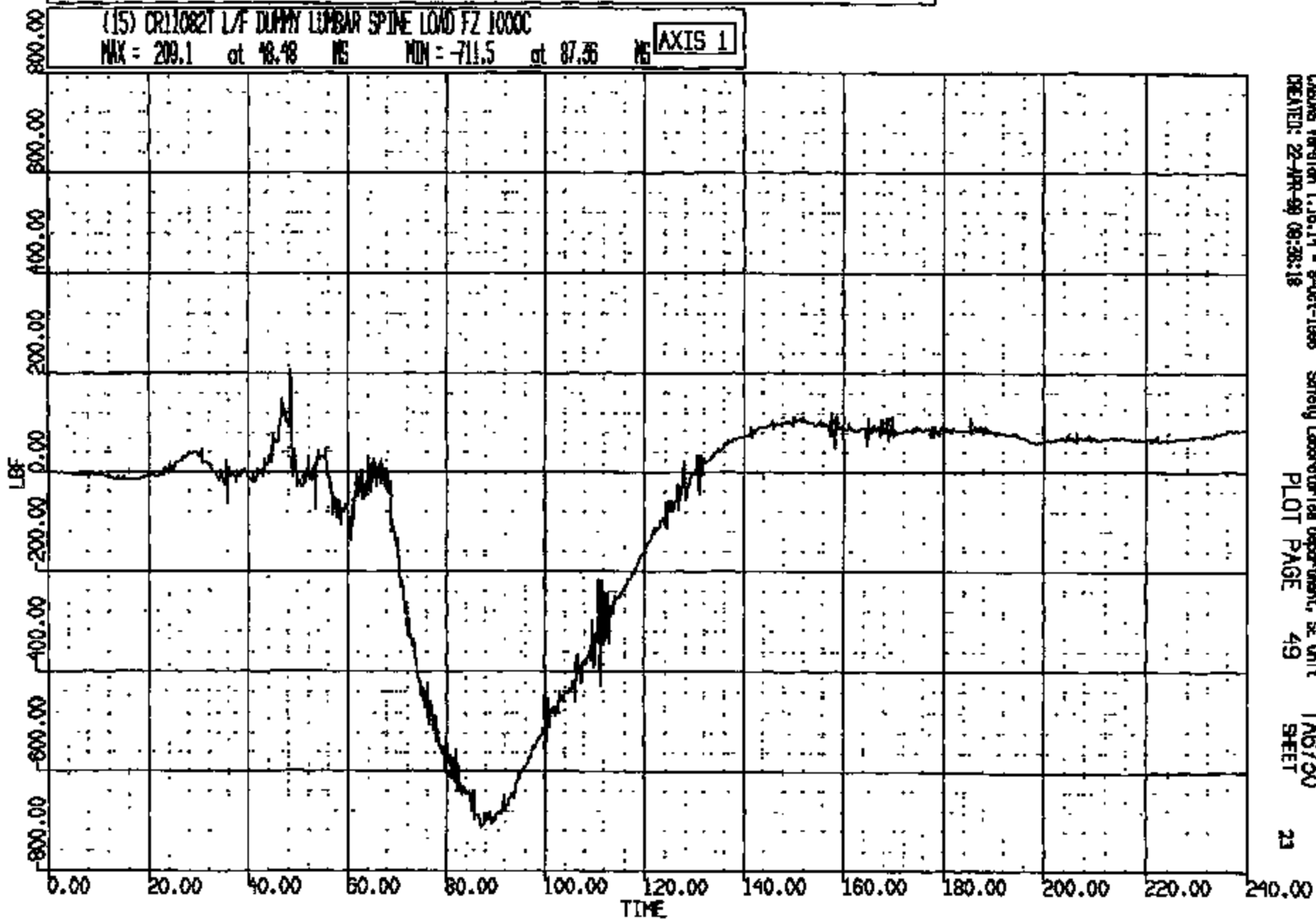
CR11082

CR R: 11082 TO: TA6730 DATE: 980422 08:40:04
10000 DN-101

(15) CR11082T L/F DUMMY LUMBAR SPINE LOAD FZ 1000C

MAX = 209.1 at 48.48 MS MIN = -711.5 at 87.36 MS

AXIS 1



CASMS Version 1.18.14 - 8-Oct-1995
CREATED: 22-APR-99 09:28:18

Safety Laboratory Department, SE Unit
PLOT PAGE 49

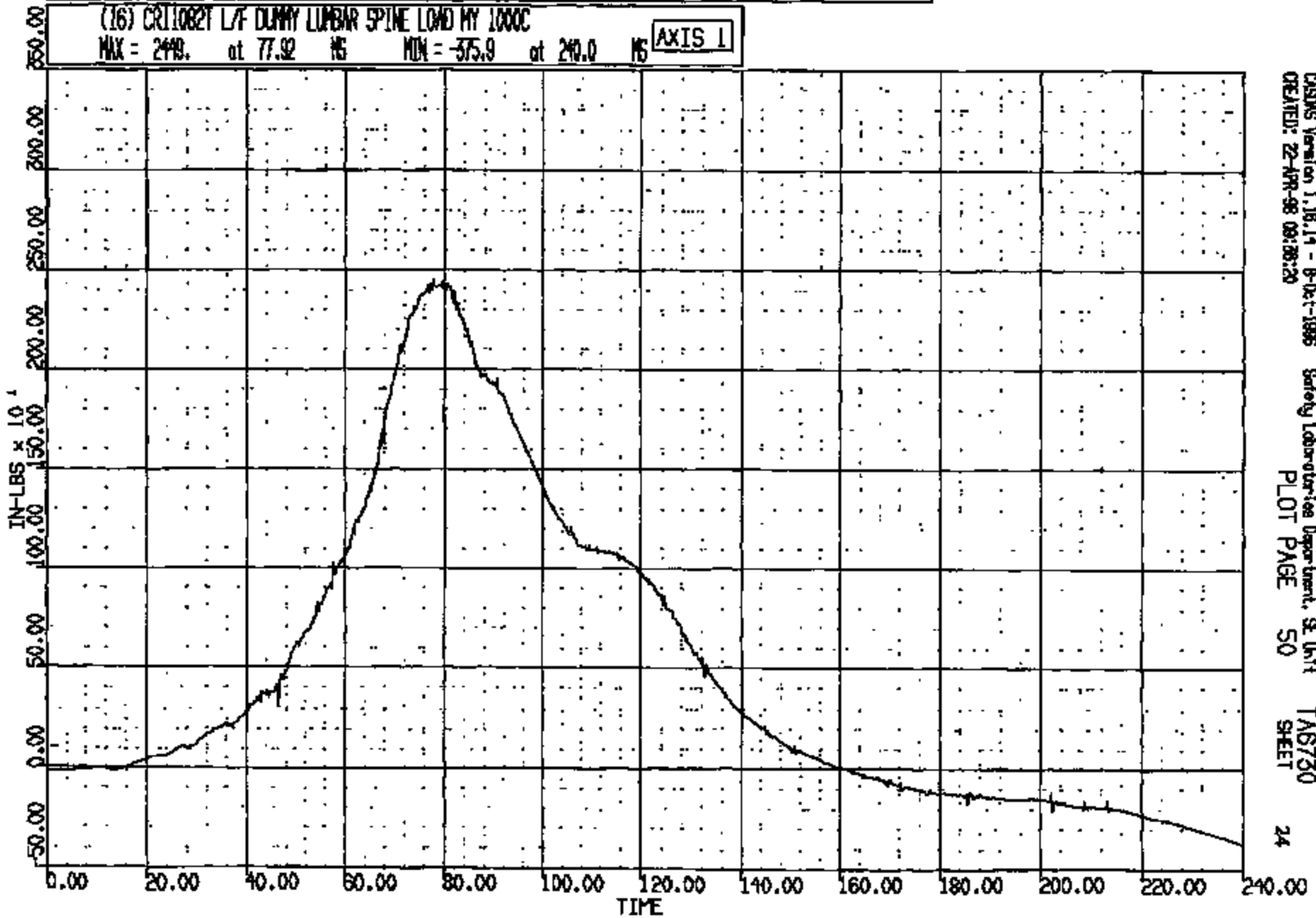
TA6730
SHEET

21

CRTS 0011082

CR R: 11082 TO: TAB730 DATE: 980422 08:40:04
189800 DN-101

(16) CRT1082T L/F DUMMY LUMBAR SPINE LOAD MY 1000C
MAX = 249. at 77.92 MS MIN = -375.9 at 240.0 MS **AXIS 1**

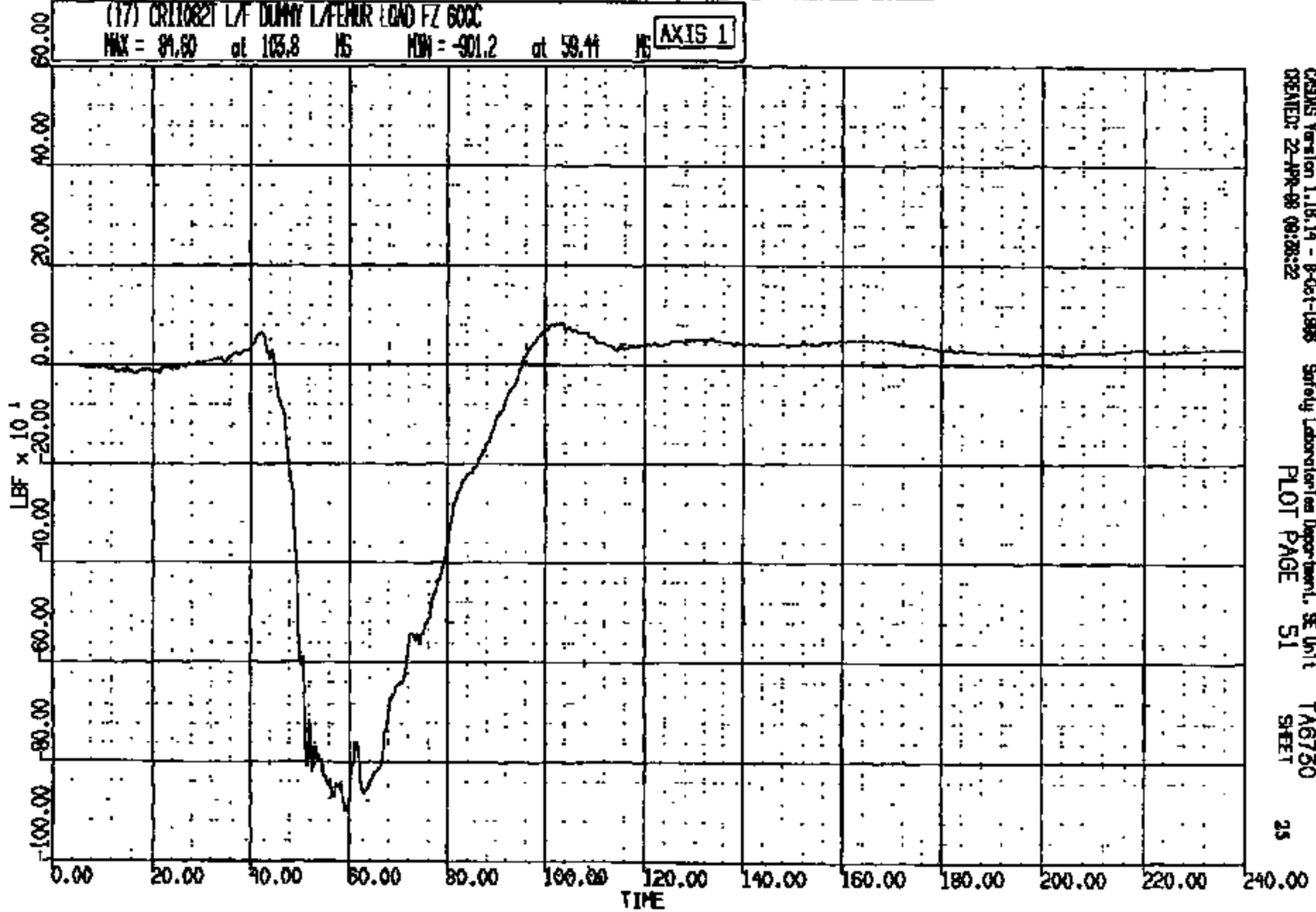


CASMS Version 1.16.14 - B-Oct-1996 Safety Laboratories Department, SE Unit
CREATED: 22-APR-98 08:28:20 PLOT PAGE 50 SHEET 24
TAB730

CRTS 0011082

CR R: 11082 TO: TA6750 DATE: 980422 08:40:04
199800 DN-101

(17) CR110821 L/ DUMMY L/FEHR LOAD FZ 600C
MAX = 81.60 at 103.8 MS MIN = -901.2 at 59.44 MS **AXIS 1**



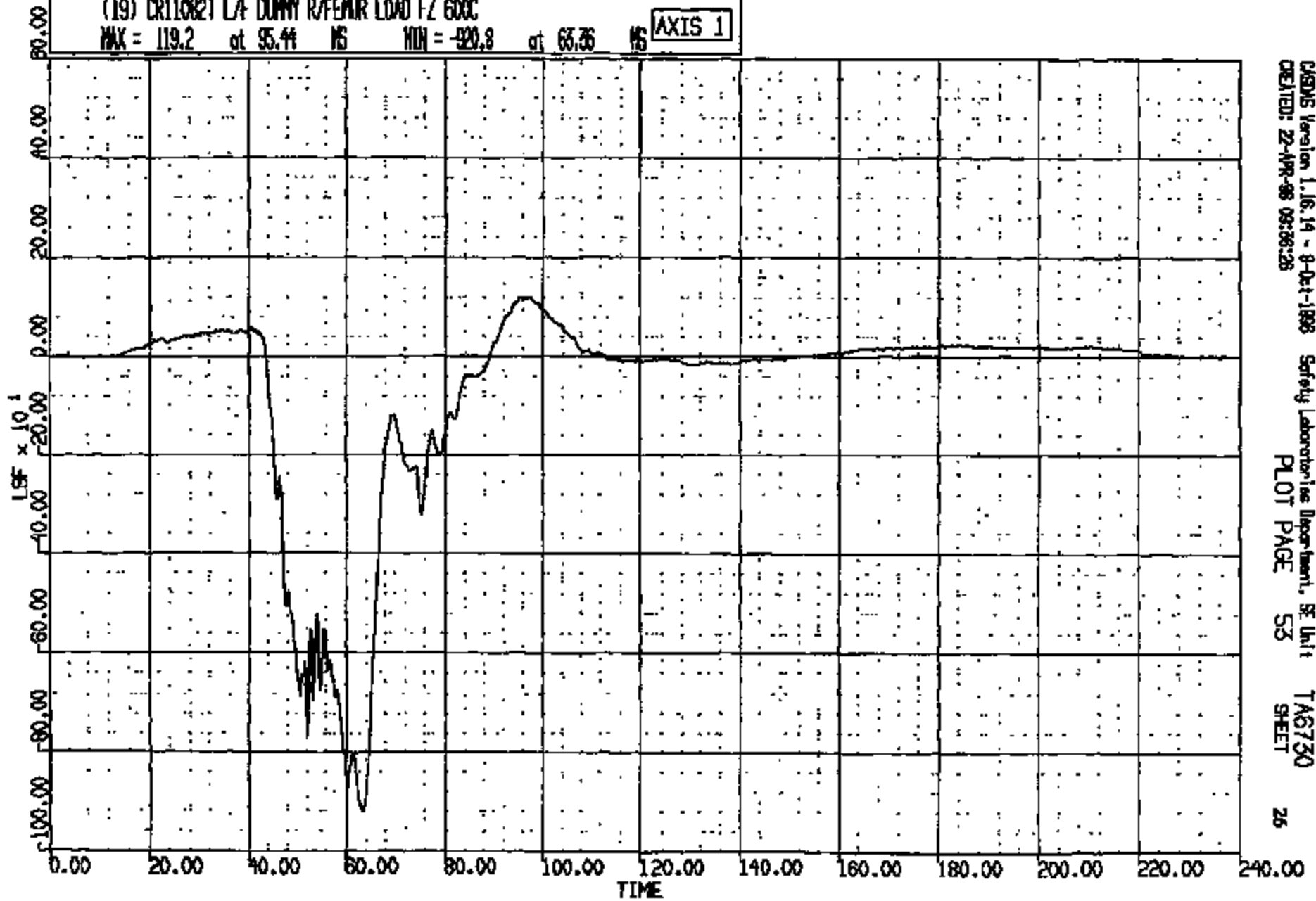
CRTS 0011082

CR R: 11082 TO: TA6730 DATE: 980422 08:40:04
199900 DN-101

(19) CRT11082T L/F DUMMY REFER LOAD FZ 600C

MAX = 119.2 at 95.44 MS MIN = -920.8 at 65.36 MS

AXIS 1



CRS Version 1.16.14 - 8-Oct-1998
CREATED: 22-APR-98 09:36:28

Safety Laboratories Department, SE Unit
PLOT PAGE 53

TA6730
SHEET

26

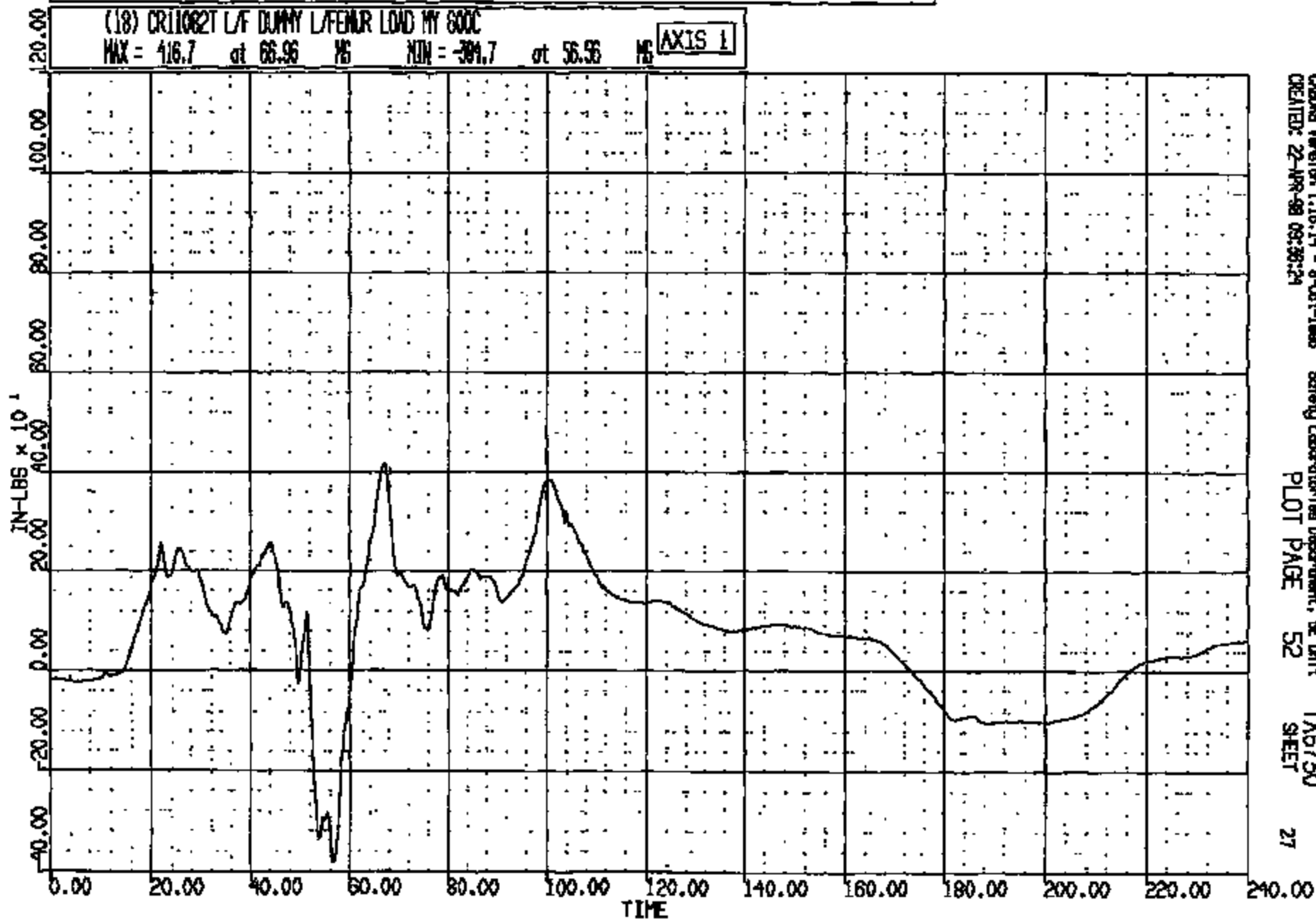
CRTS 0011082

CR R: 11082 TO: TA6730 DATE: 880422 08:40:04
100000 DN-101

(18) CR11082T L/F DUMMY L/FEMUR LOAD MY 800C

MAX = 416.7 at 66.96 MS MIN = -304.7 at 56.56 MS

AXIS 1



CASING Version 1.16-14 - 8-Oct-1988
CREATED: 22-APR-88 09:30:24

Safety Laboratories Department, GE Unit
PLOT PAGE 52

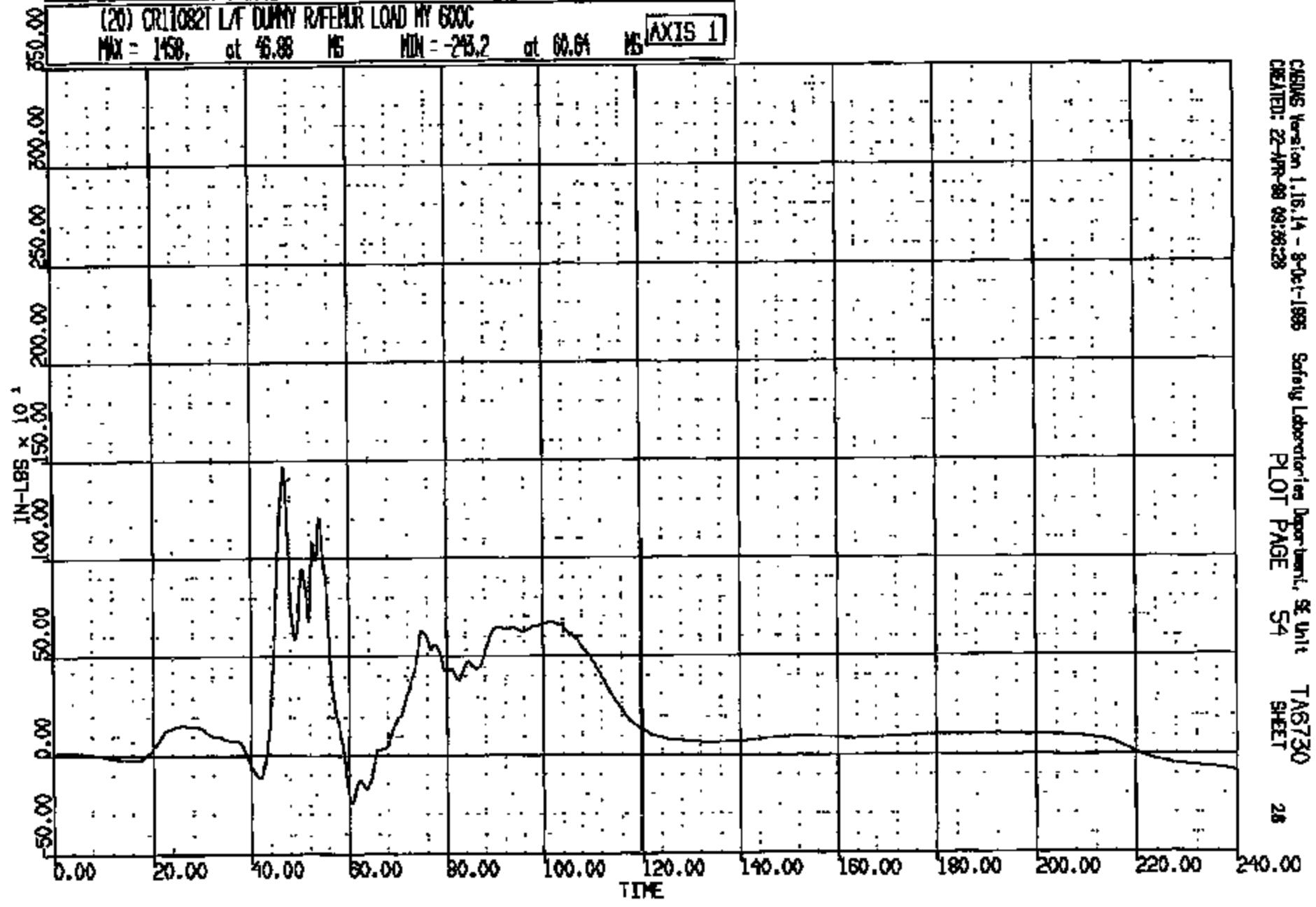
TA6730
SHEET

27

CR11082

CR R: 11082 TO: TA6730 DATE: 880122 08:40:04
108900 DN-101

(20) CRT11082T L/F DUMMY REFEROR LOAD MY 600C
MAX = 1458, at 46.88 MS MIN = -243.2 at 60.64 MS **AXIS 1**

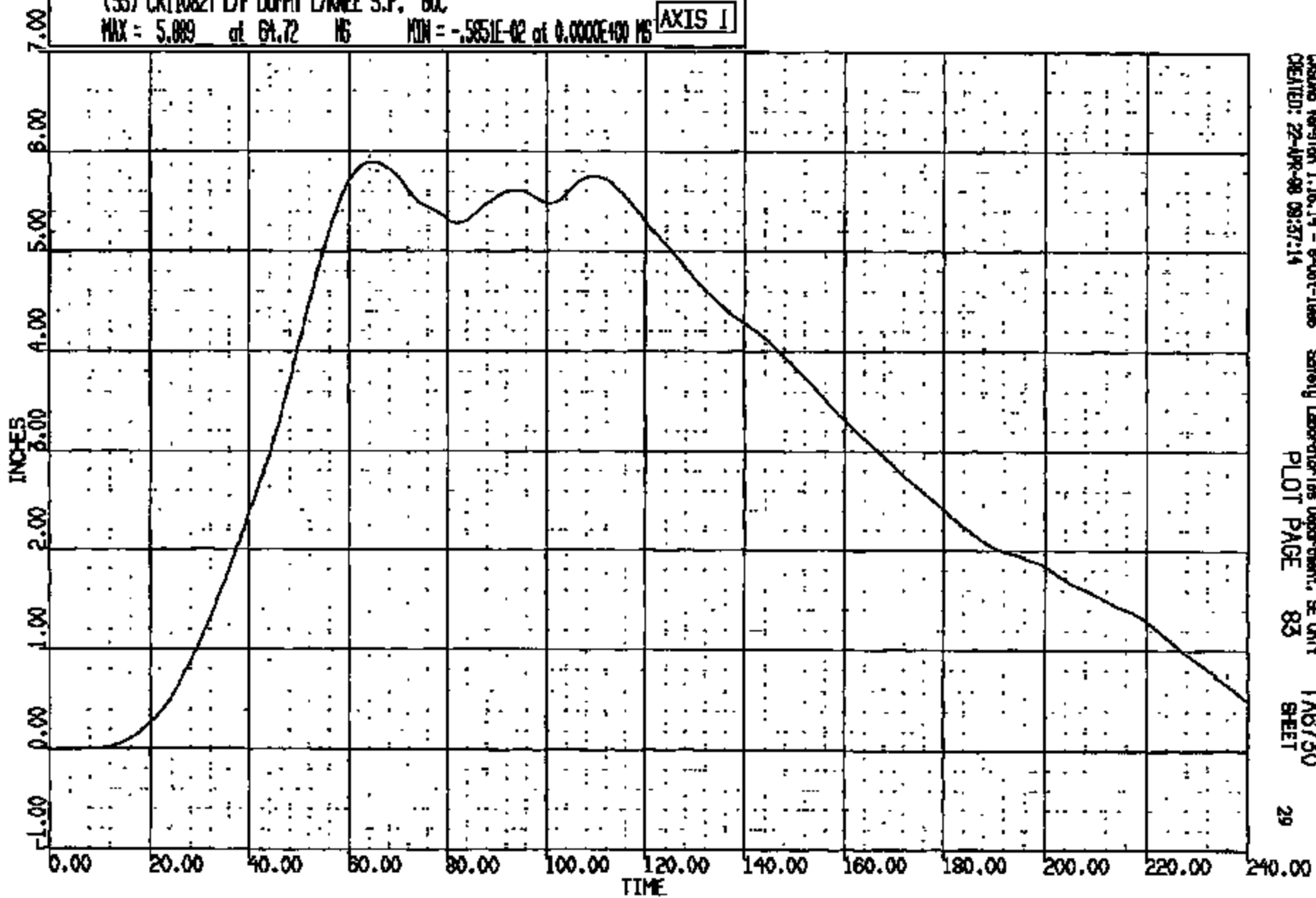


CRSING Version 1.16.14 - 8-Oct-1988 Safety Laboratories Department, SE Unit TA6730
CREATED: 22-JAN-88 09:38:28 PLOT PAGE 54 SHEET 28

CRTS 0011082

CR R: 11082 TO: TAB730 DATE: 880422 08:40:04
100000 DN-101

(55) CRT1082T L/F DUMMY L/KNEE S.P. 60C
MAX = 5.889 at 64.72 MS MIN = -.5851E-02 at 0.0000E+00 MS **AXIS 1**



CASMG Version 1.16.14 - 8-Oct-1988 Safety Laboratories Department, SE Unit
CREATED: 22-APR-88 09:37:14 PLOT PAGE 83 TAB730 SHEET 29

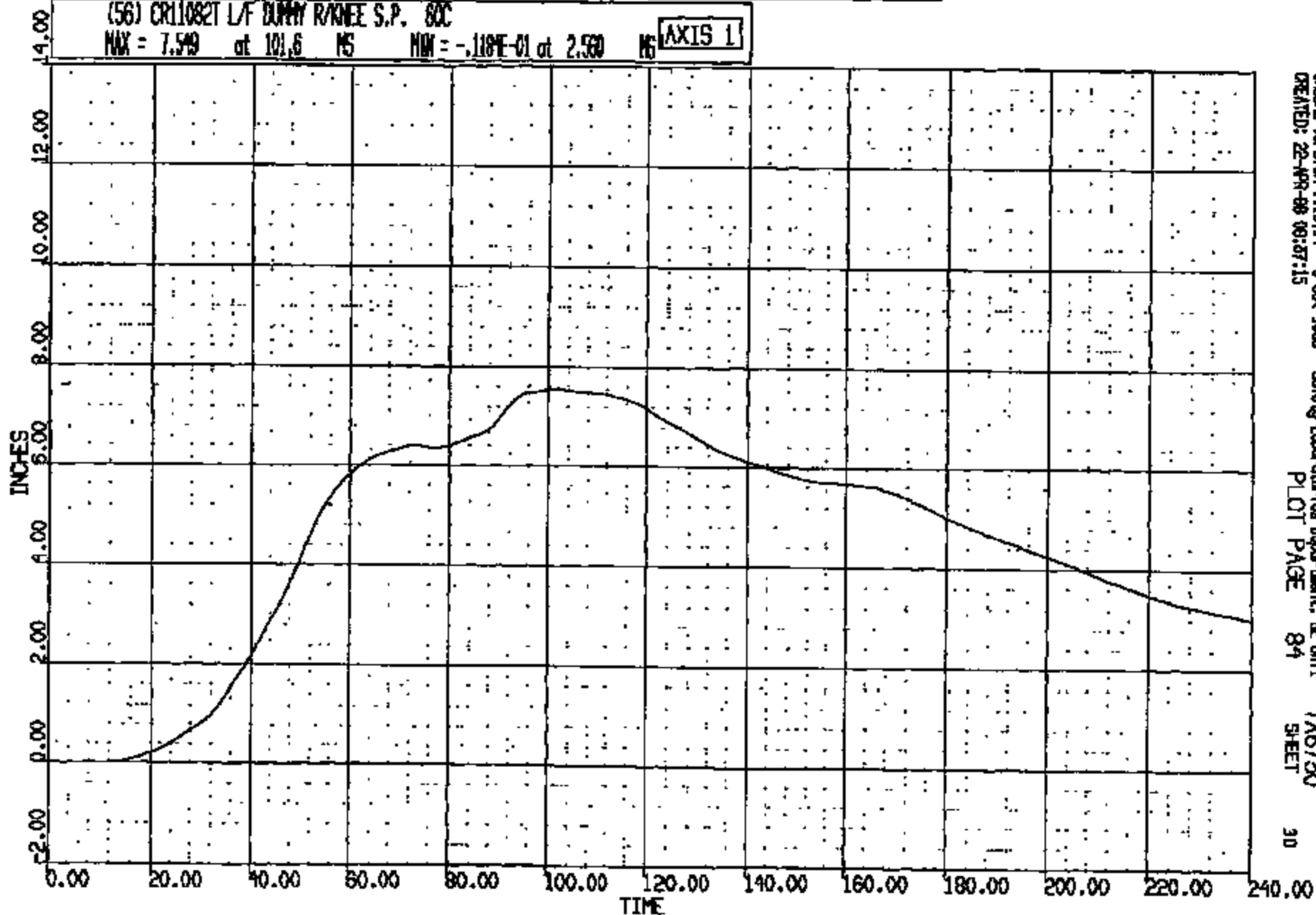
CRTS 0011082

CR R: 11082 TO: TA6730 DATE: 880422 08:40:04
188800 DN-101

(56) CR11082T L/F DUMMY R/KNEE S.P. 80C

MAX = 7.549 at 101.6 MS MIN = -.118E-01 at 2.530 MS

AXIS 1



CRAMS Version 1.16.14 - 8-Oct-1988
CREATED: 22-APR-88 08:57:15

Safety Laboratories Department, SE Unit
PLOT PAGE 84

TA6730
SHEET

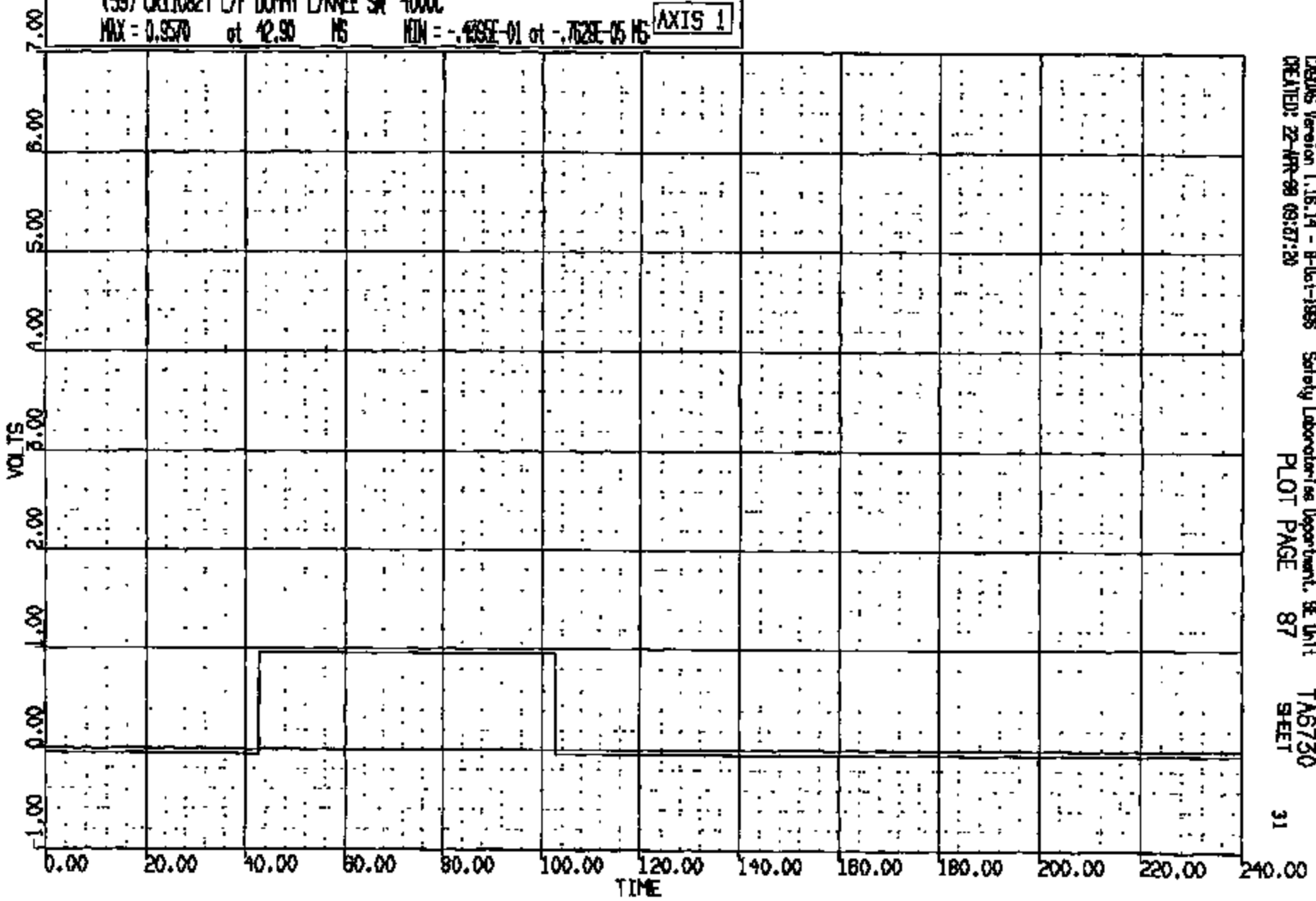
30

CRTS 0011082

CR R: 11082 TO: TAB750 DATE: 880428 08:40:04
199900 DN-101

(59) CR110821 L/F DUMMY L/KNEE SM 4000C
MAX = 0.9570 at 42.90 MS MIN = -.4935E-01 at -.7628E-05 MS

AXIS 1

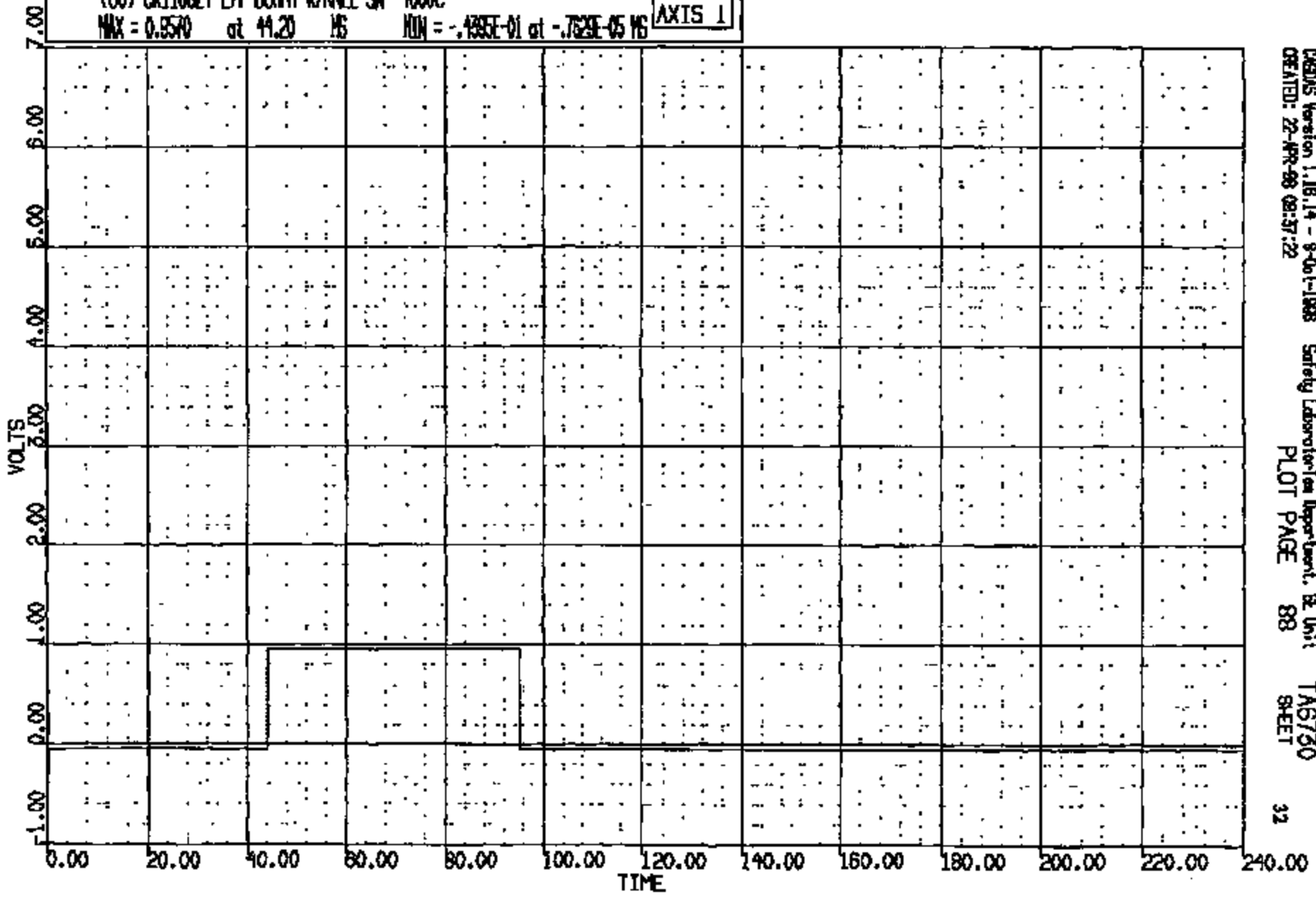


CRSUS Version 1.16.14 - R-0a-1-1985 Safety Laboratories Department, SE Unit
CREATED: 22-APR-88 09:27:28
PLOT PAGE 87
TAB750
SHEET

CR R: 11082 TO: TAB750 DATE: 880422 08:40:04
188800 DN-101

(60) CR11082T L/F DUNNY R/VNEE SW 4000C
MAX = 0.8570 at 44.20 MS MIN = -.4385E-01 at -.7629E-05 MS

AXIS 1



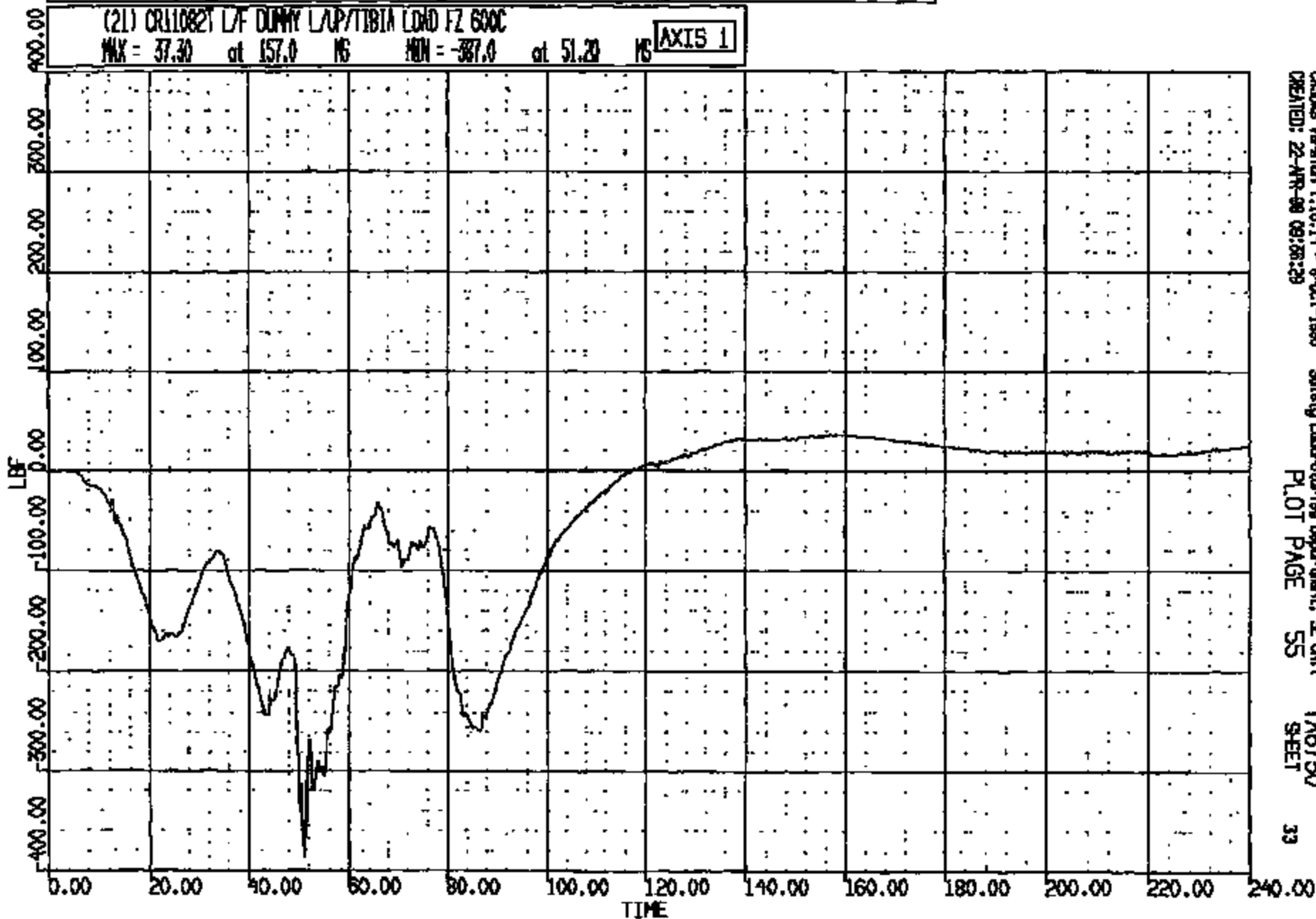
CREAS Version 1.18.14 - 8-00-1-1988 Safety Laboratory Department, EE Unit
CREATED: 22-APR-88 08:37:22 PLOT PAGE 88 SHEET

CR R: 11082 TO: TA6730 DATE: 880428 08:40:04
188800 DN-101

(21) CR110821 L/F DUMMY L/P/TIBIA LOAD FZ 600C

MAX = 37.30 at 157.0 MS MIN = -387.0 at 51.20 MS

AXIS 1



CASAS Version 1.16.14 - 8-Oct-1988
CREATED: 22-APR-88 09:28:29

Safety Laboratory Department, SE Unit
PLOT PAGE 55

TA6730
SHEET

33

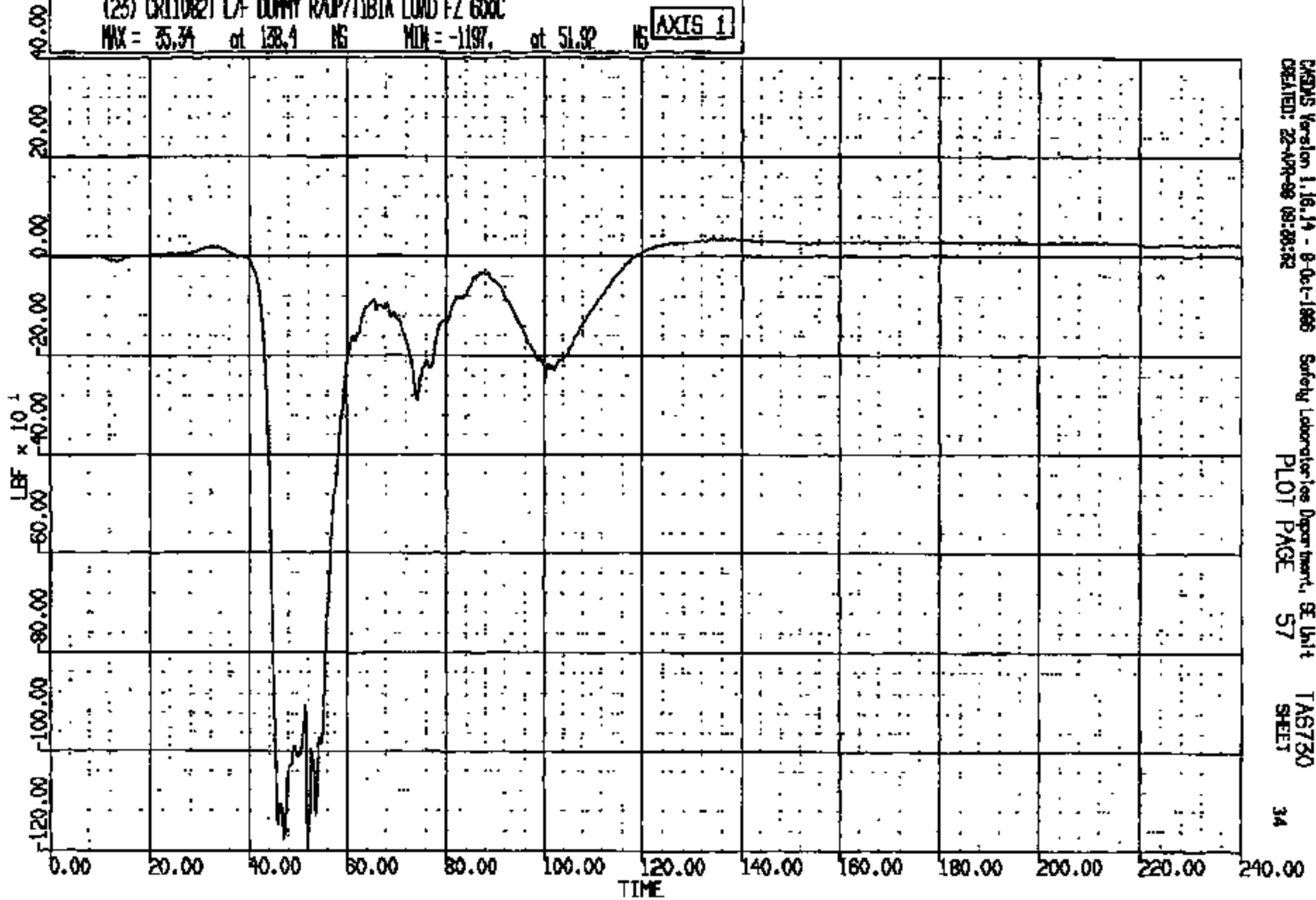
CR11082

CR #: 11082 TO: TAB730 DATE: 880422 08:40:04
198800 DN-101

(23) CR11082T L/F DUMMY RAMP/TIBIA LOAD FZ 60XC

MAX = 35.34 at 138.4 MS MIN = -119.7 at 51.92 MS

AXIS 1



CASMS Version 1.16.14 - 8-Oct-1988
CREATED: 22-APR-88 09:28:52

Safety Laboratories Department, SE Unit
PLOT PAGE 57

TAB730
SHEET

34

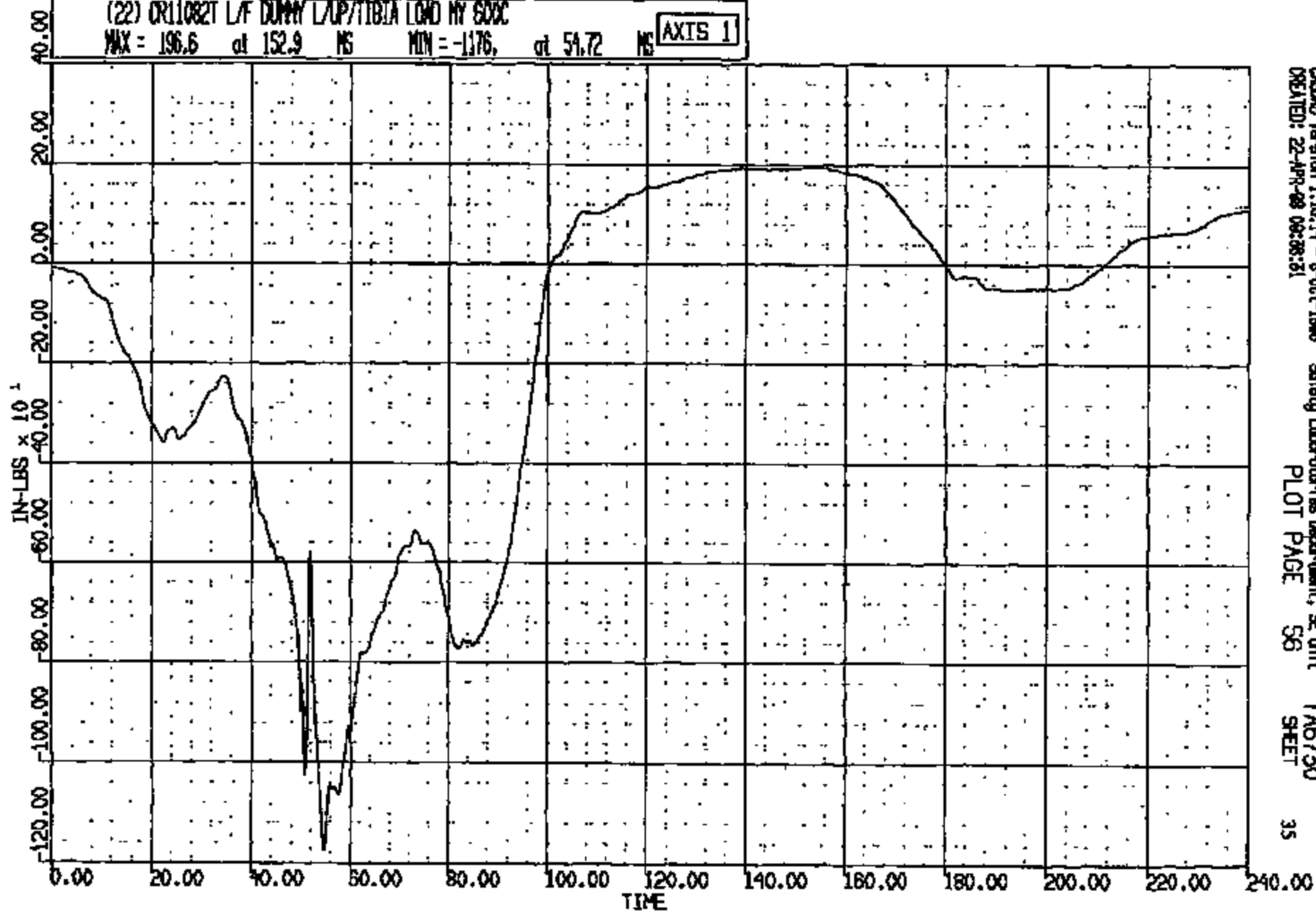
CRTS 0011082

CR R: 11082 TO: TA6730 DATE: 980428 08:40:04
199900 DN-101

(22) CR11082T L/F DUMMY L/UP/TIBIA LOAD NY SOXC

MAX = 196.6 at 152.9 MS MIN = -1176. at 51.72 MS

AXIS 1



CASAS Version 1.16.14 - 8-Oct-1998
CREATED: 22-Apr-98 08:38:51

Safety Laboratories Department, SE Unit
PLOT PAGE 56

TA6730
SHEET

35

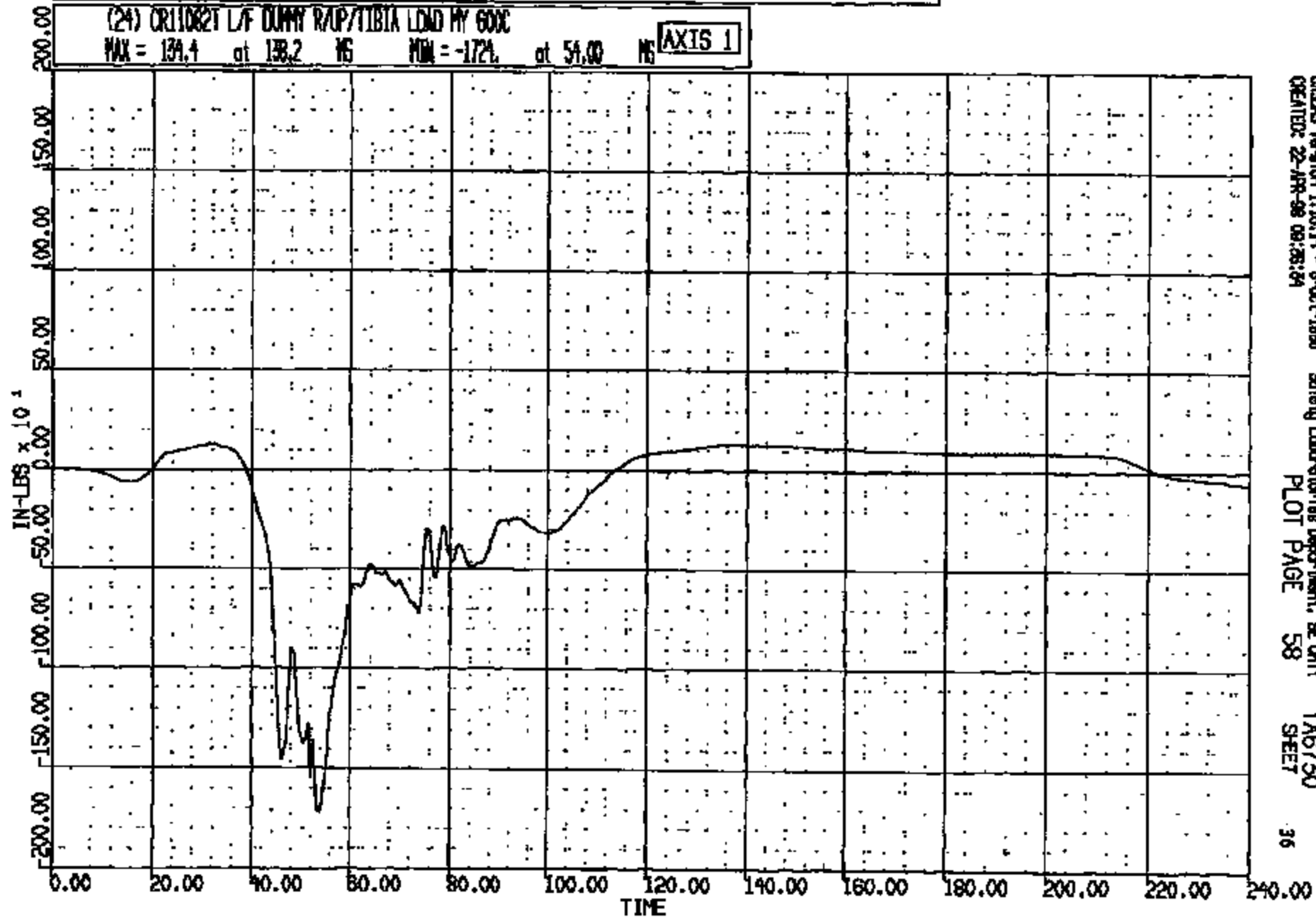
CRTS 0011082

CR R: 11082 TO: TA6730 DATE: 980422 08:40:04
100000 DN-101

(24) CR11082T L/F DUMMY R/UP/TIBIA LOAD HY 600C

MAX = 134.4 at 138.2 MS MIN = -172.1 at 51.00 MS

AXIS 1



CRTS 0011082

CASYS Version 1.16.14 - 8-Oct-1998
CREATED: 22-APR-98 09:28:24

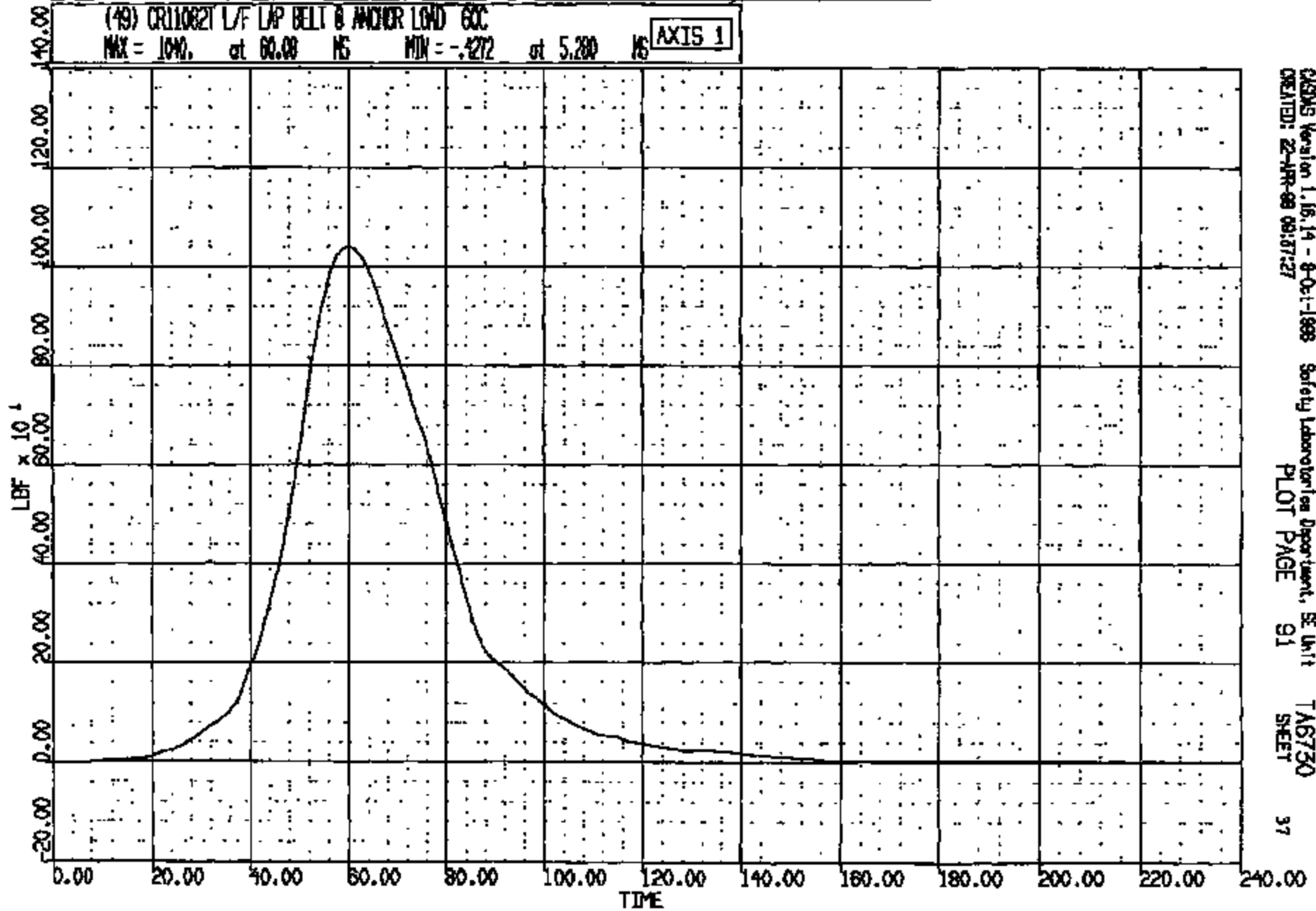
Safety Laboratories Department, SE Unit
PLOT PAGE 58

TA6730
SHEET

36

CR R: 11082 TO: TA6730 DATE: 880422 08:40:04
198900 DN-101

(49) CR110821 L/F LAP BELT @ ANCHOR LOAD 60C
MAX = 1040. at 60.00 MS MIN = -.4272 at 5.280 MS AXIS 1

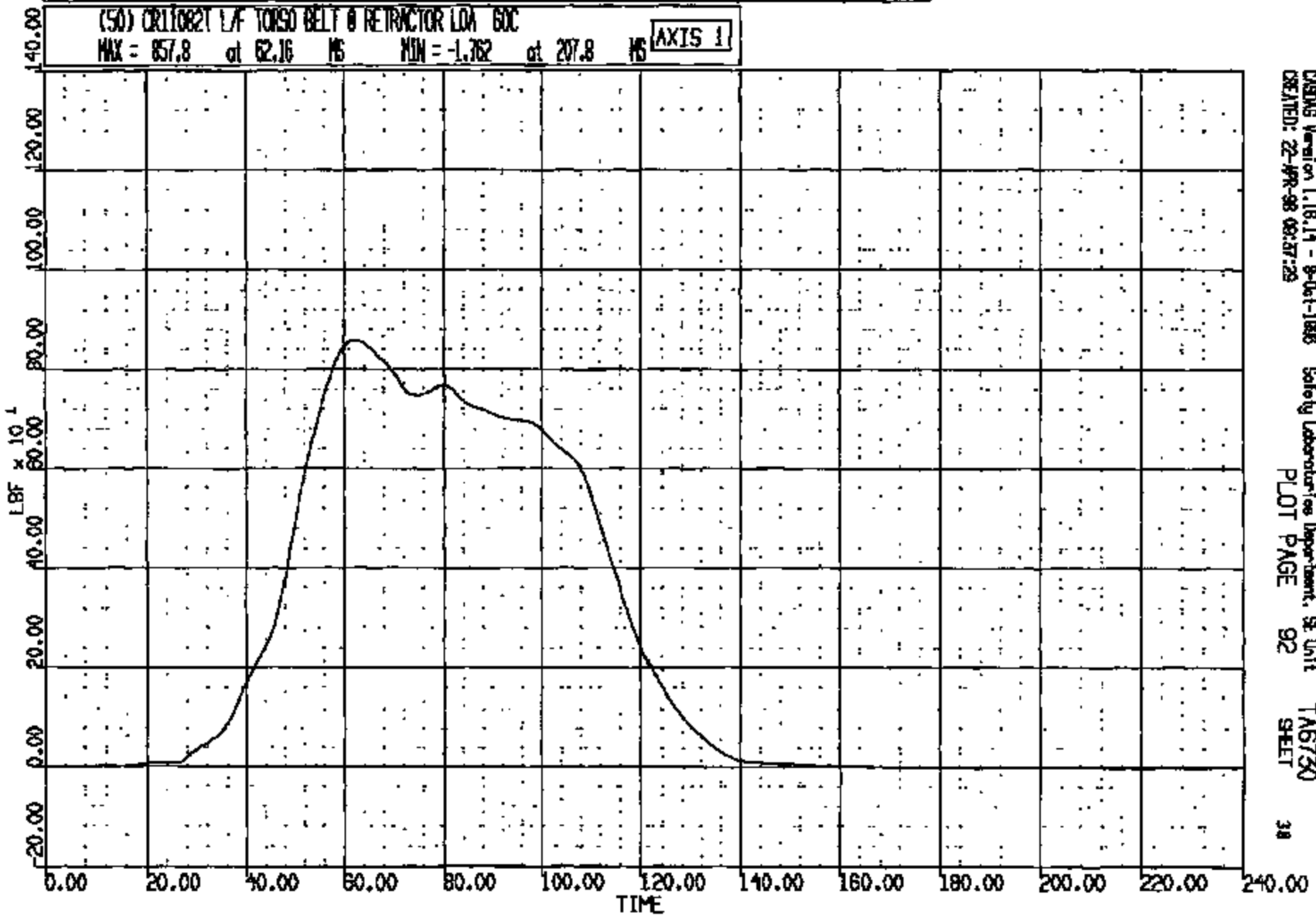


CR1S 0011082

CRSIS Version 1.16.14 - 8-01-1988 Safety Laboratories Department, SE Unit
CREATED: 22-APR-88 09:57:27
PLOT PAGE 91
TA6730
SHEET 97

CR R: 11082 TO: TAG730 DATE: 980422 08:40:04
199900 DN-101

(50) CRT1082T L/F TORSO BELT @ RETRACTOR LOA 60C
MAX = 857.8 at 62.16 MS MIN = -1.762 at 207.8 MS **AXIS 1**

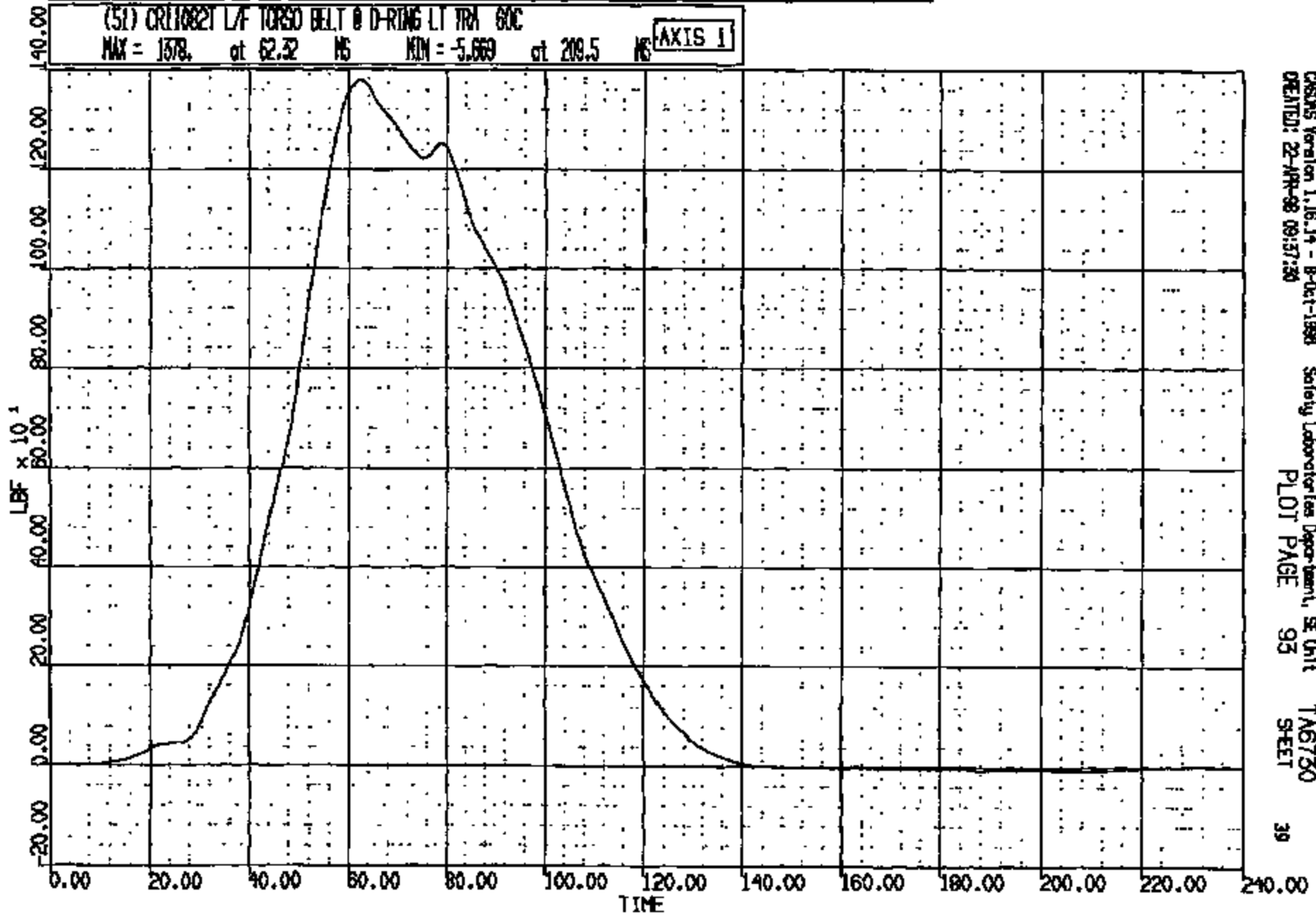


CASING Version 1.18.14 - 9-Oct-1998 Safety Laboratories Department, SE Unit
CREATED: 22-APR-98 08:37:29
PLOT PAGE 92 SHEET TAG730 38

CRTS 0011082

CR R: 11082 TO: TAG750 DATE: 980422 08:40:04
199900 DN-101

(51) CR110821 L/F TORSO BELT @ D-RING LT TRM 60C
MAX = 1378. at 62.32 MS MIN = -5.669 at 209.5 MS **AXIS 1**



CASMS Version 1.16.14 - P-0-1-1998
CREATED: 22-APR-98 09:37:30

Safety Laboratories Department, SE Unit
PLOT PAGE 93

TAG750
SHEET

39

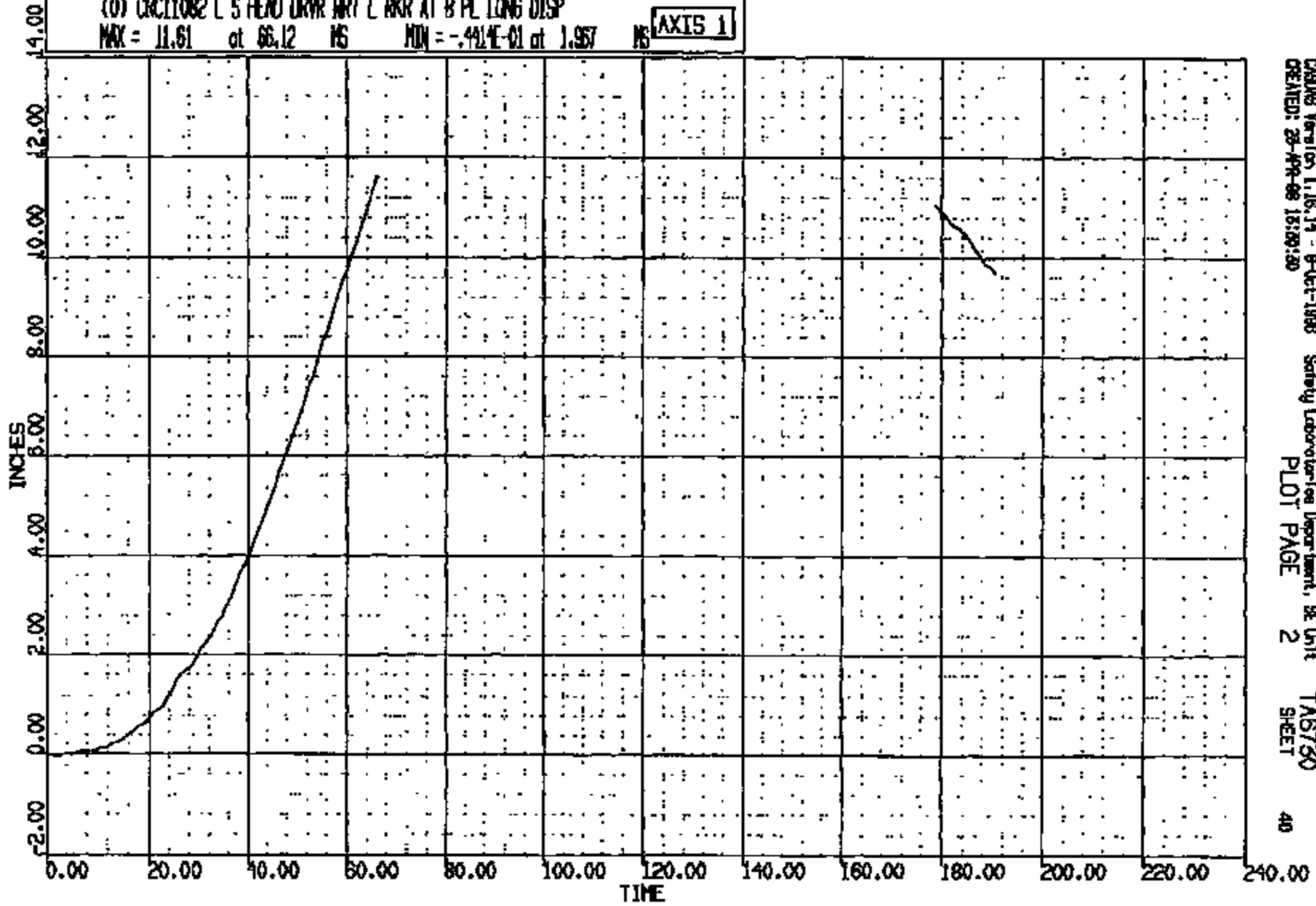
CRTS 0011082

CR R: 11082 TO: TAB730 DATE: 880422 08:40:04
199800 DN-101

(0) CRCT1082 L 5 HEAD DRVR WRT L RCR AT 8 PL LONG DISP

MAX = 11.61 at 66.12 MS MIN = -.4914E-01 at 1.957 MS

AXIS 1



CRIS 0011082

CRS8 Version 1.16.14 - 8-Oct-1988
CREATED: 28-Apr-88 15:29:30

Safety Laboratories Department, SE Unit
PLOT PAGE 2

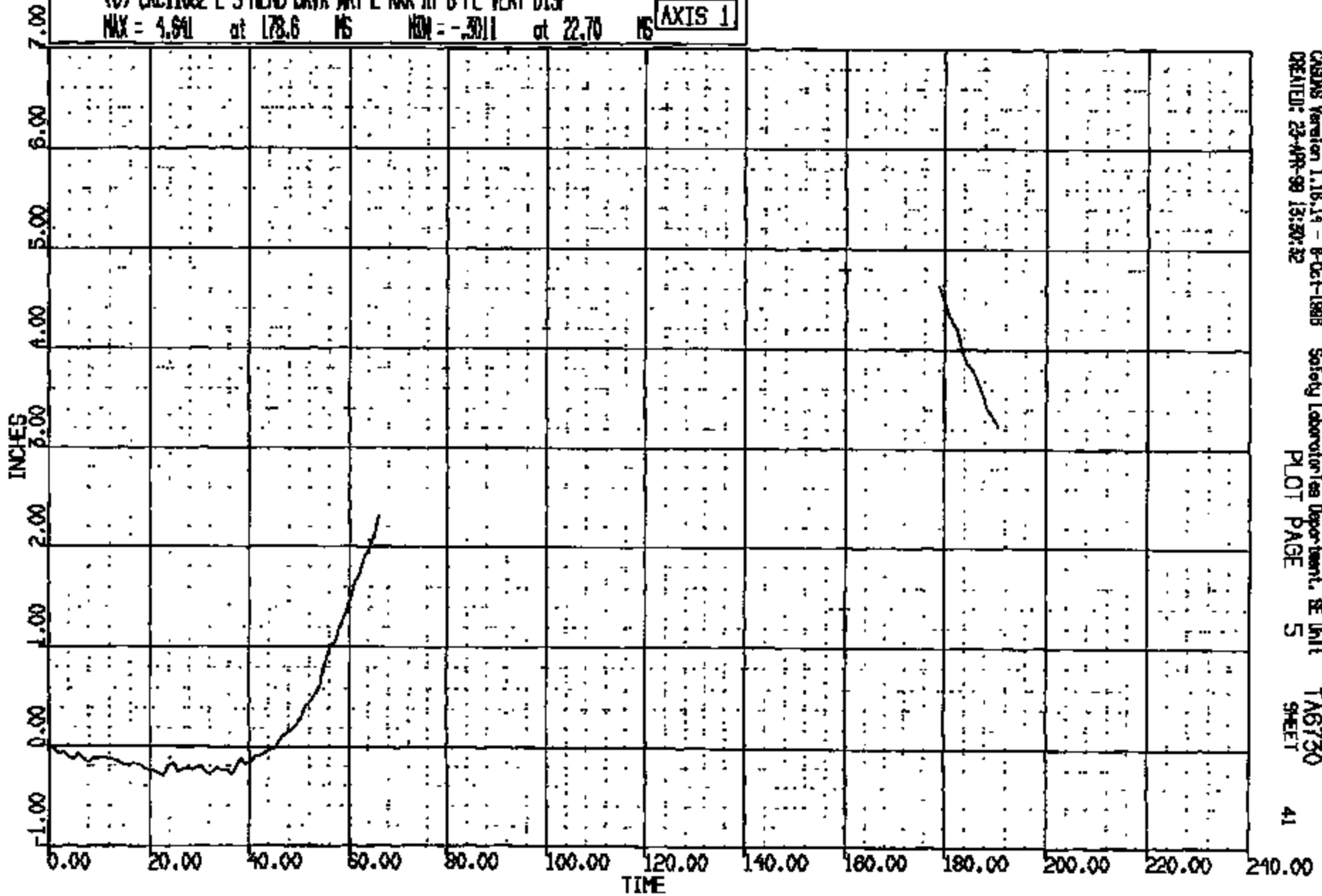
TAB730
SHEET

40

TA 2: 11082 TO: TAG730 DATE: 980722 08:40:04
199800 DN-101

(0) CRC11082 L S HEAD DRVR WRT L RKR AT B PL VERT DISP
MAX = 4.941 at 178.6 MS MIN = -.3011 at 22.70 MS

AXIS 1

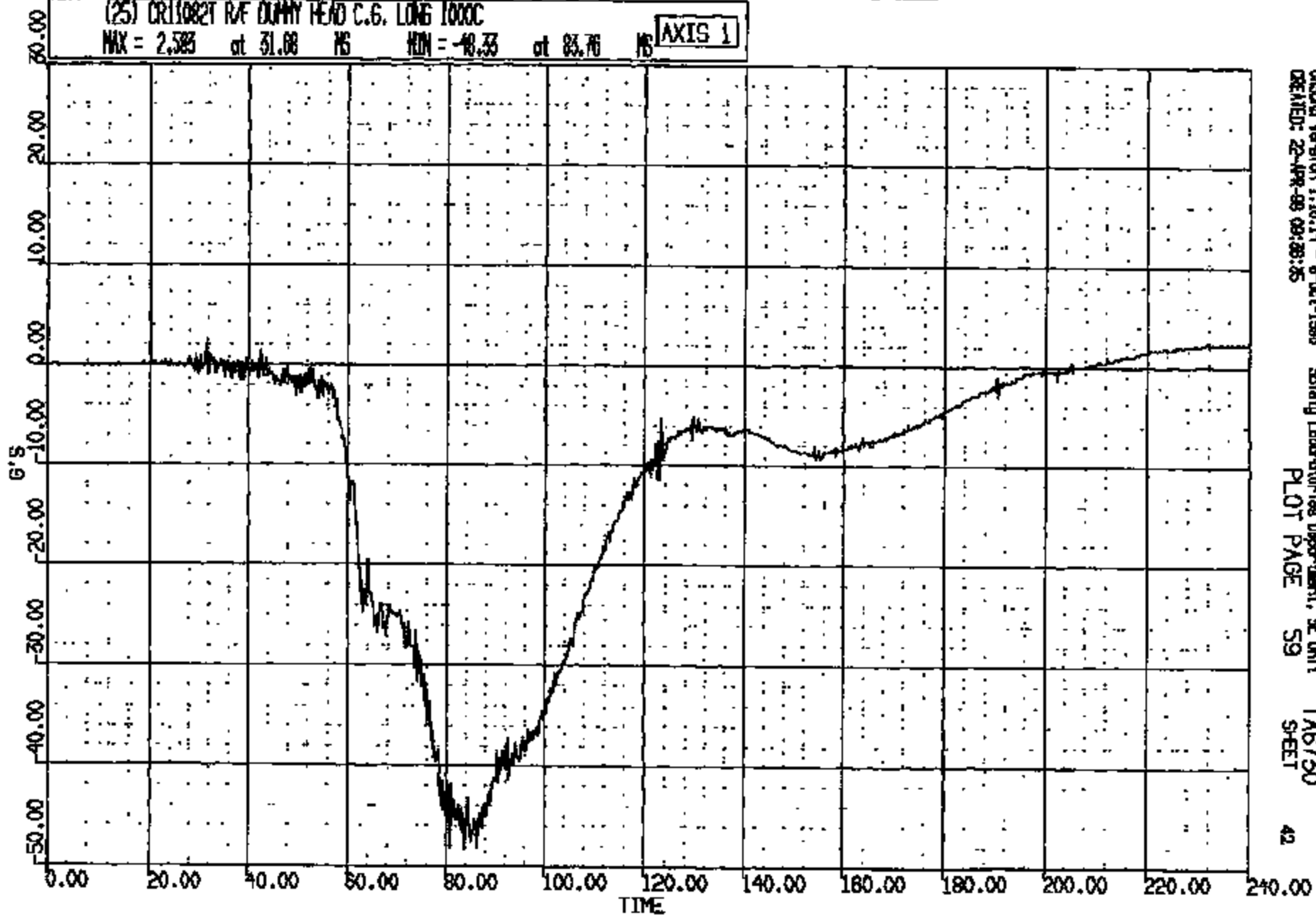


CRTS 0011082

CR R: 11082 TO: TA6730 DATE: 980422 08:40:04
189800 DN-101

(25) CR11082T R/F DUMMY HEAD C.G. LONG 1000C
MAX = 2.583 at 31.08 MS MIN = -48.33 at 83.76 MS

AXIS 1

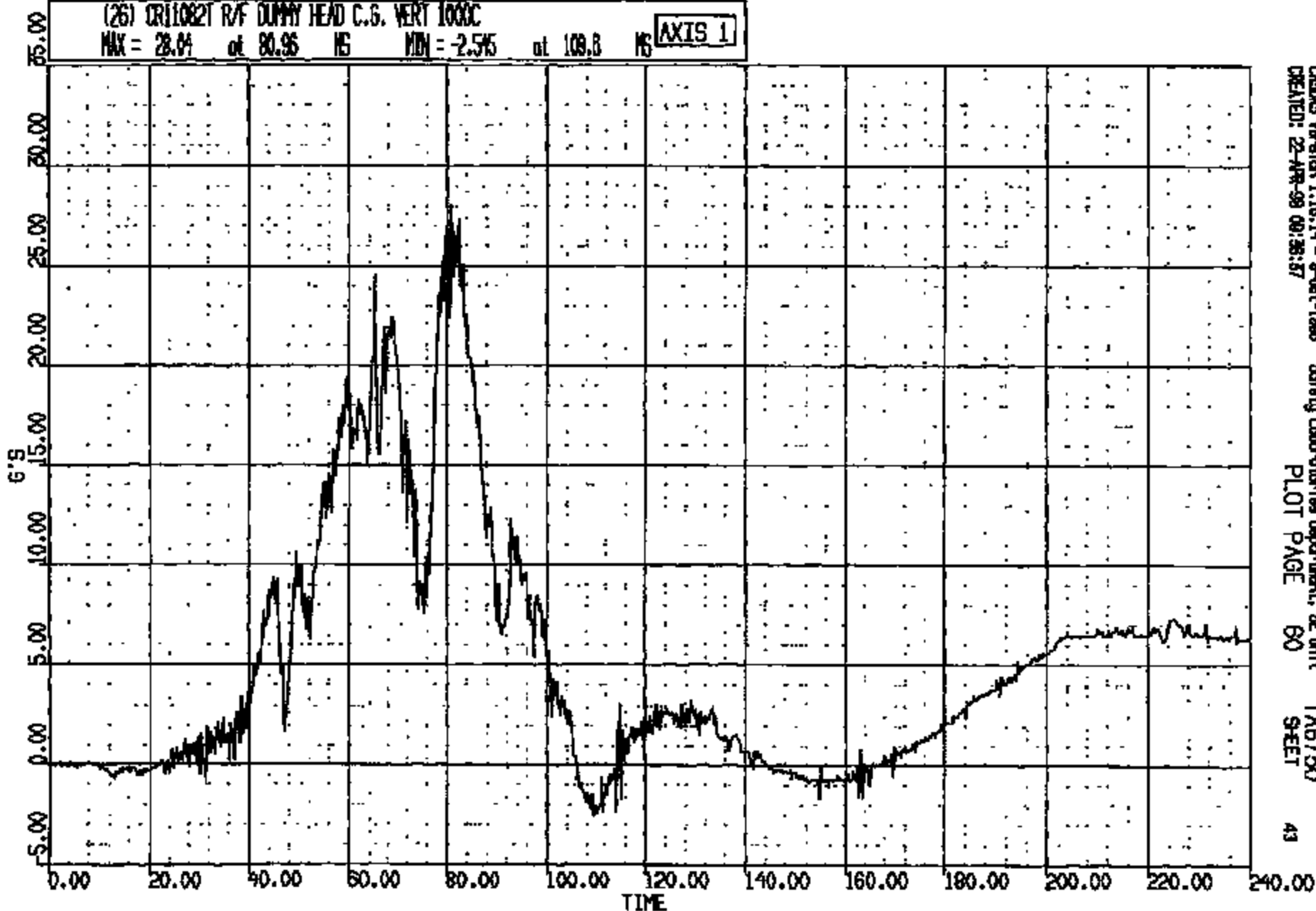


CR R: 11082 TO: TA6730 DATE: 880422 08:40:04
188900 DN-101

(26) CR11082T R/F DUMMY HEAD C.S. VERT 1000C

MAX = 28.04 at 80.95 MS MIN = -2.545 at 109.8 MS

AXIS 1



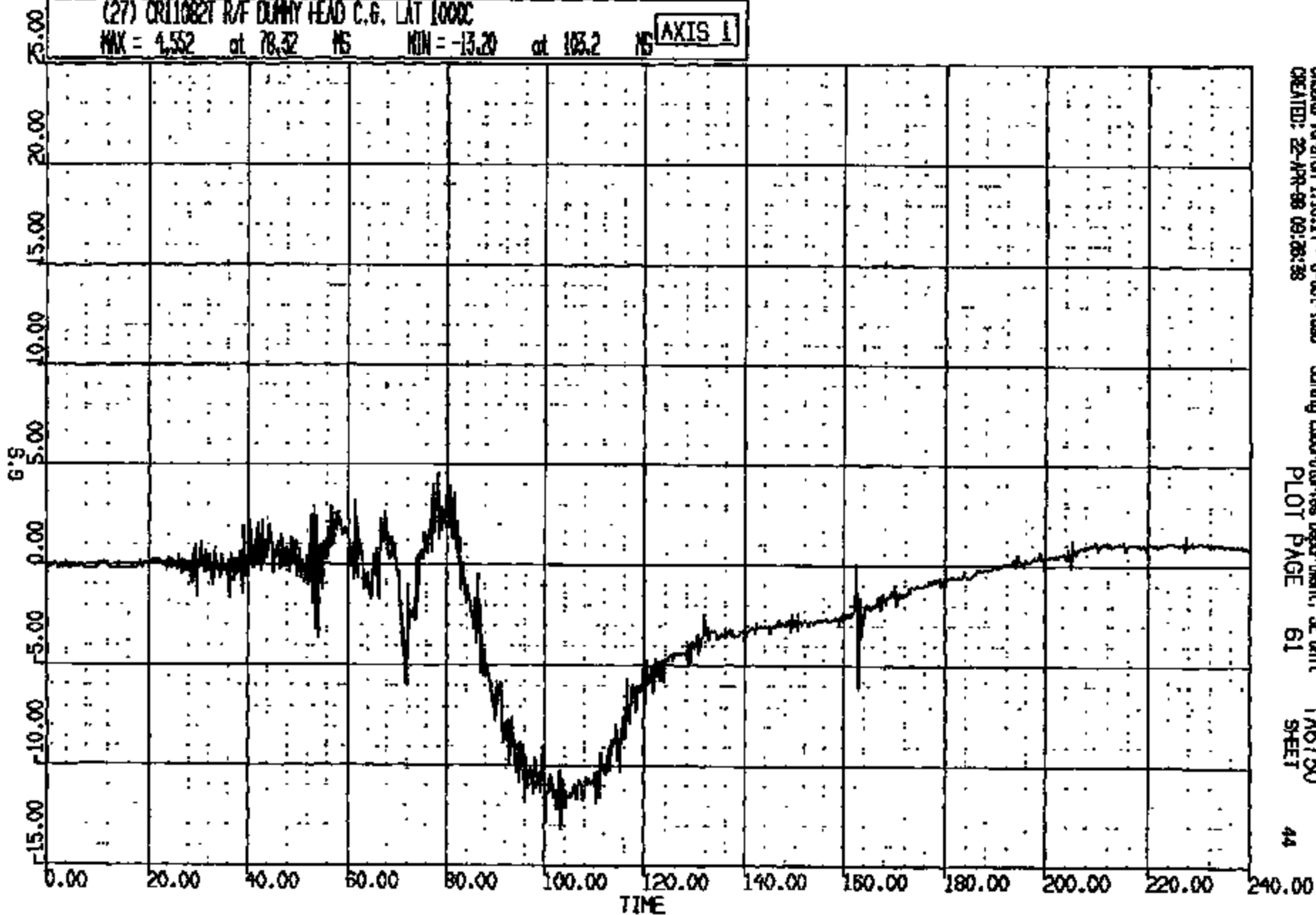
CRTS 0011082

CR R: 11082 TO: TA6730 DATE: 980422 08:40:04
188900 DN-101

(27) CR110821 R/F DUMMY HEAD C.G. LAT 1000C

MAX = 4.552 at 78.32 NS MIN = -13.20 at 103.2 NS

AXIS 1



CRSIS Version 1.10.14 - 8-Oct-1998
CREATED: 22-APR-98 09:28:38

Safety Laboratories Department, SE Unit
PLOT PAGE 61

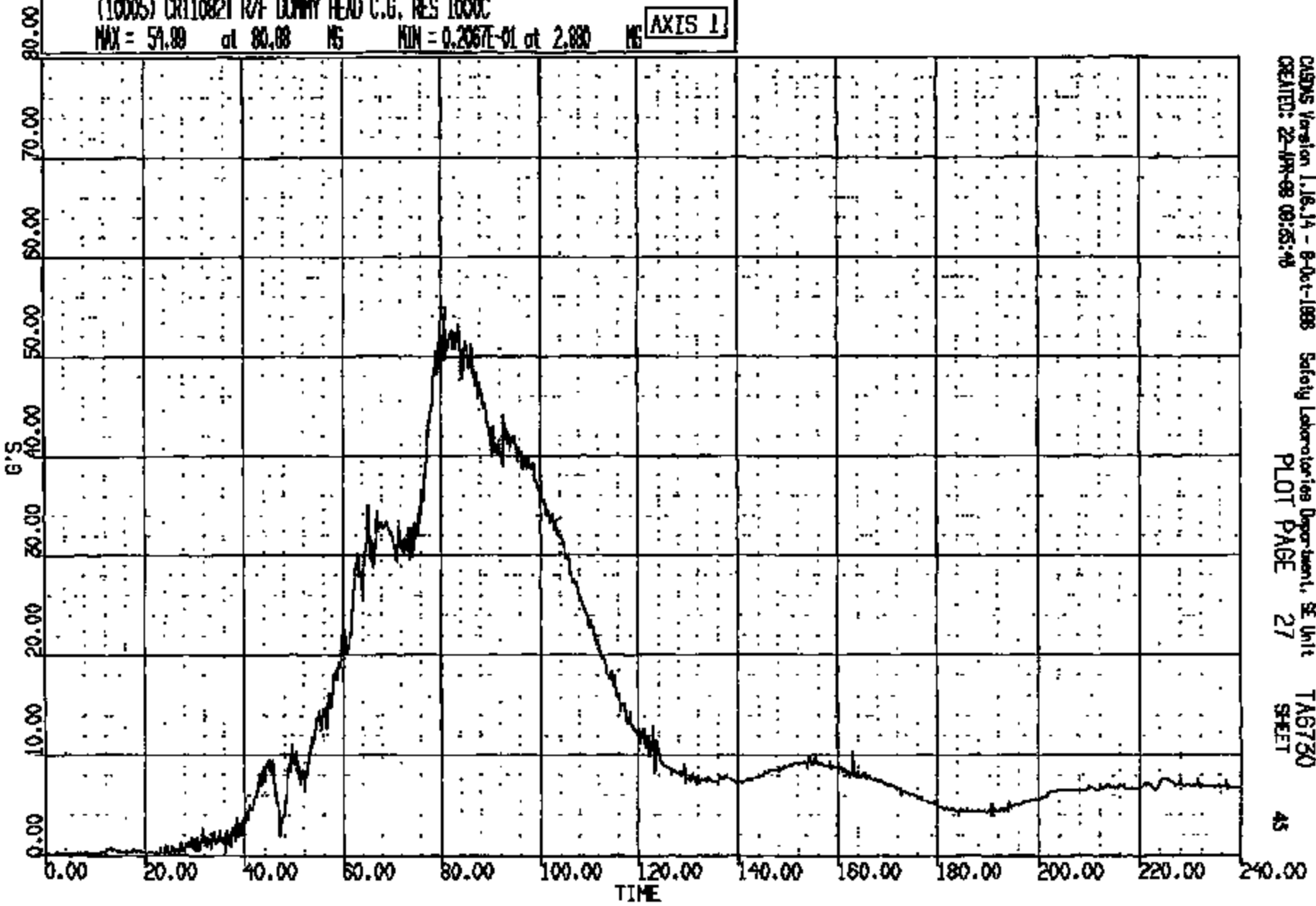
TA6730
SHEET

44

CRTS 0011082

CR: 11082 TD: TAG730 DATE: 980422 08:40:04
 IHD: 00 DN: 101
 IHD: 417. DUR: 240.0 T1/T2: 61.7 // 111.
 IHD: 877. DUR: 68.0 T1/T2: 67.0 // 108.
 IHD: 232. DUR: 15.0 T1/T2: 77.5 // 92.2

(10005) CR11082I R/F DUNNY HEAD C.G. RES 1000C
 MAX = 51.88 at 80.08 MS MIN = 0.2067E-01 at 2.880 MS **AXIS 1**



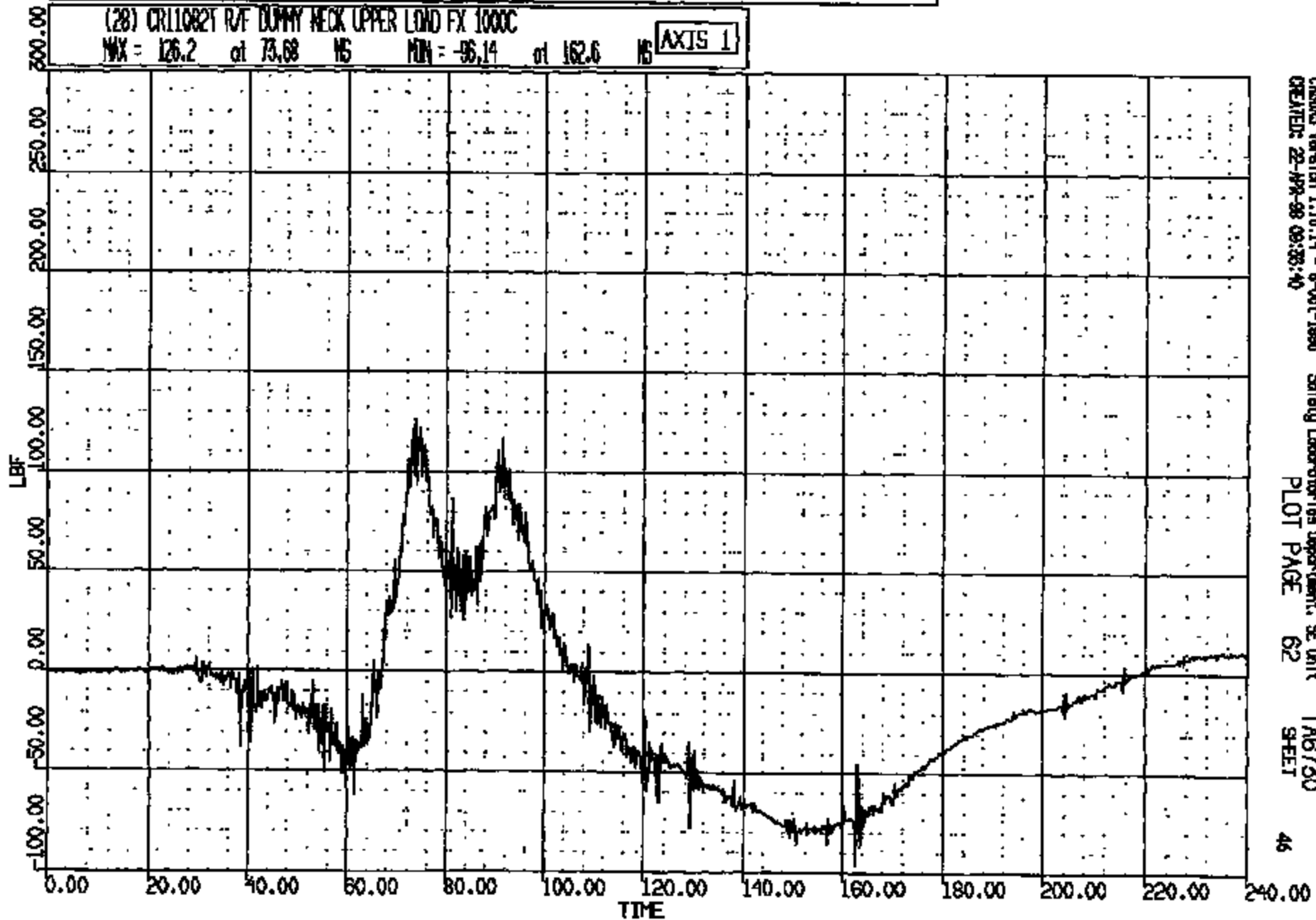
CRTS 0011082

CR R: 11082 TO: TA6730 DATE: 980422 08:40:04
199600 DN-101

(28) CR110821 R/F DUMMY NECK UPPER LIND FX 1000C

MAX = 126.2 at 73.68 MS MIN = -96.14 at 162.6 MS

AXIS 1



CASING Version 1.18.14 - 8-Oct-1998
CREATED: 22-MAR-98 09:33:40

Safety Laboratories Department, SE Unit
PLOT PAGE 62

TA6730
SHEET

46

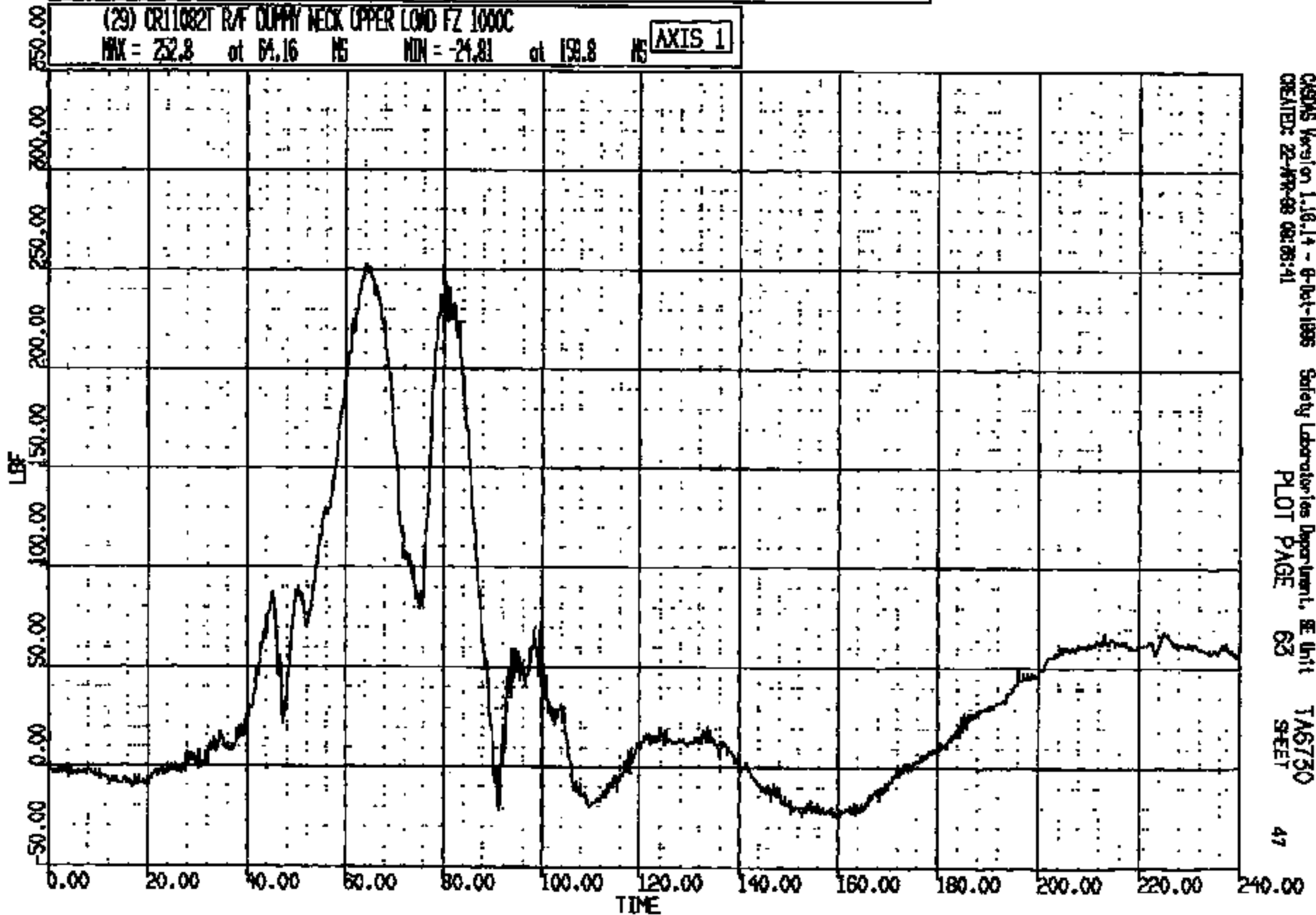
CRTS 0011082

CR R: 11082 TO: TA6730 DATE: 880422 08:40:04
188000 DN-101

(29) CR11082T R/F DUFFY NECK UPPER LOAD FZ 1000C

MAX = 232.8 at 64.16 MS MIN = -24.81 at 158.8 MS

AXIS 1



CRSMS Version 1.10.14 - 8-Oct-1988
CREATED: 22-MAR-88 08:28:41

Safety Laboratories Department, SE Unit
PLOT PAGE 63

TA6730
SHEET

47

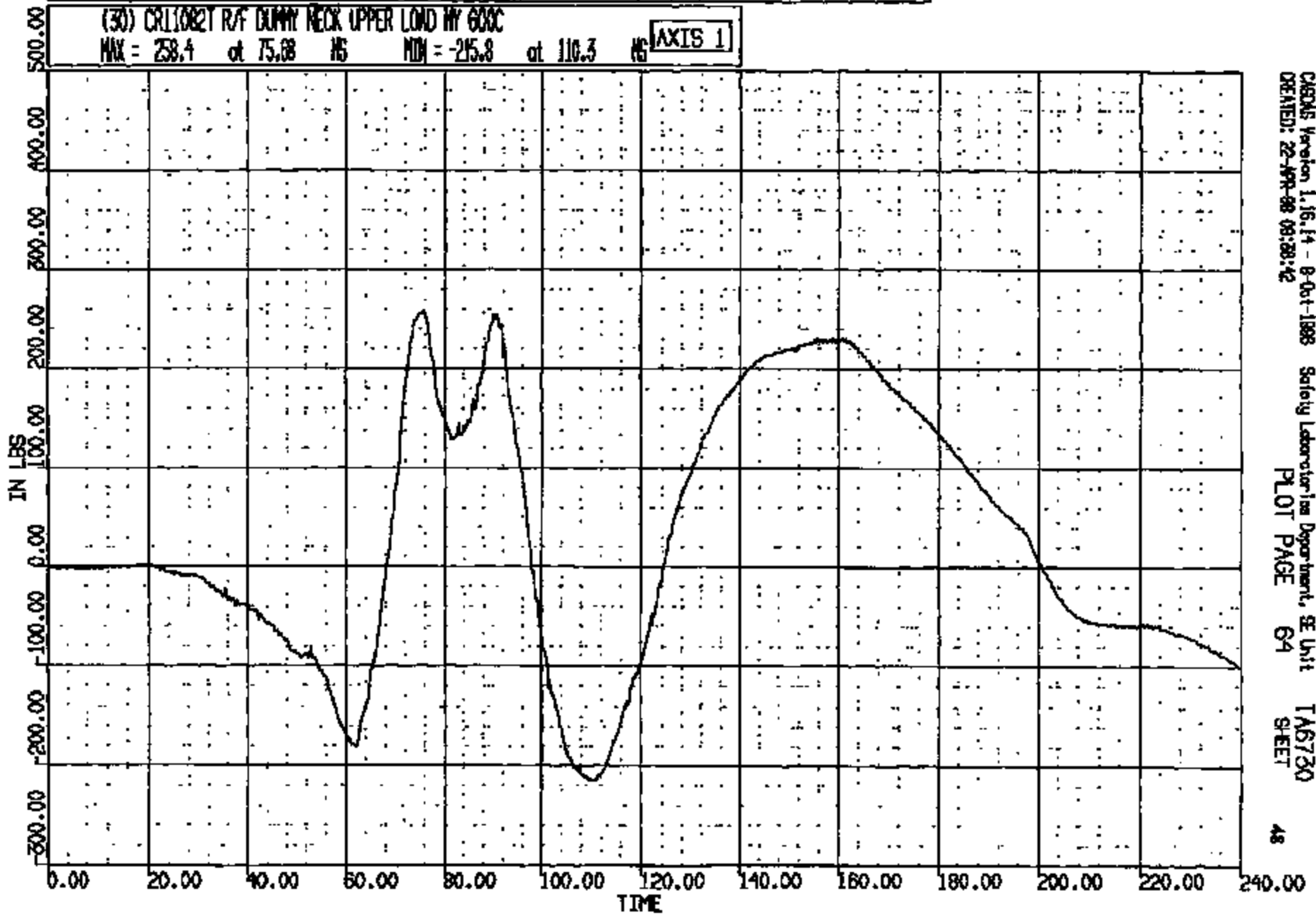
CRTS 0011082

CR R: 11082 TO: TAB730 DATE: 280422 08:40:04
100000 DN-101

(30) CRL1082T R/F DUMMY NECK UPPER LOAD HY 600C

MAX = 258.4 at 75.68 MS MIN = -215.8 at 110.3 MS

AXIS 1



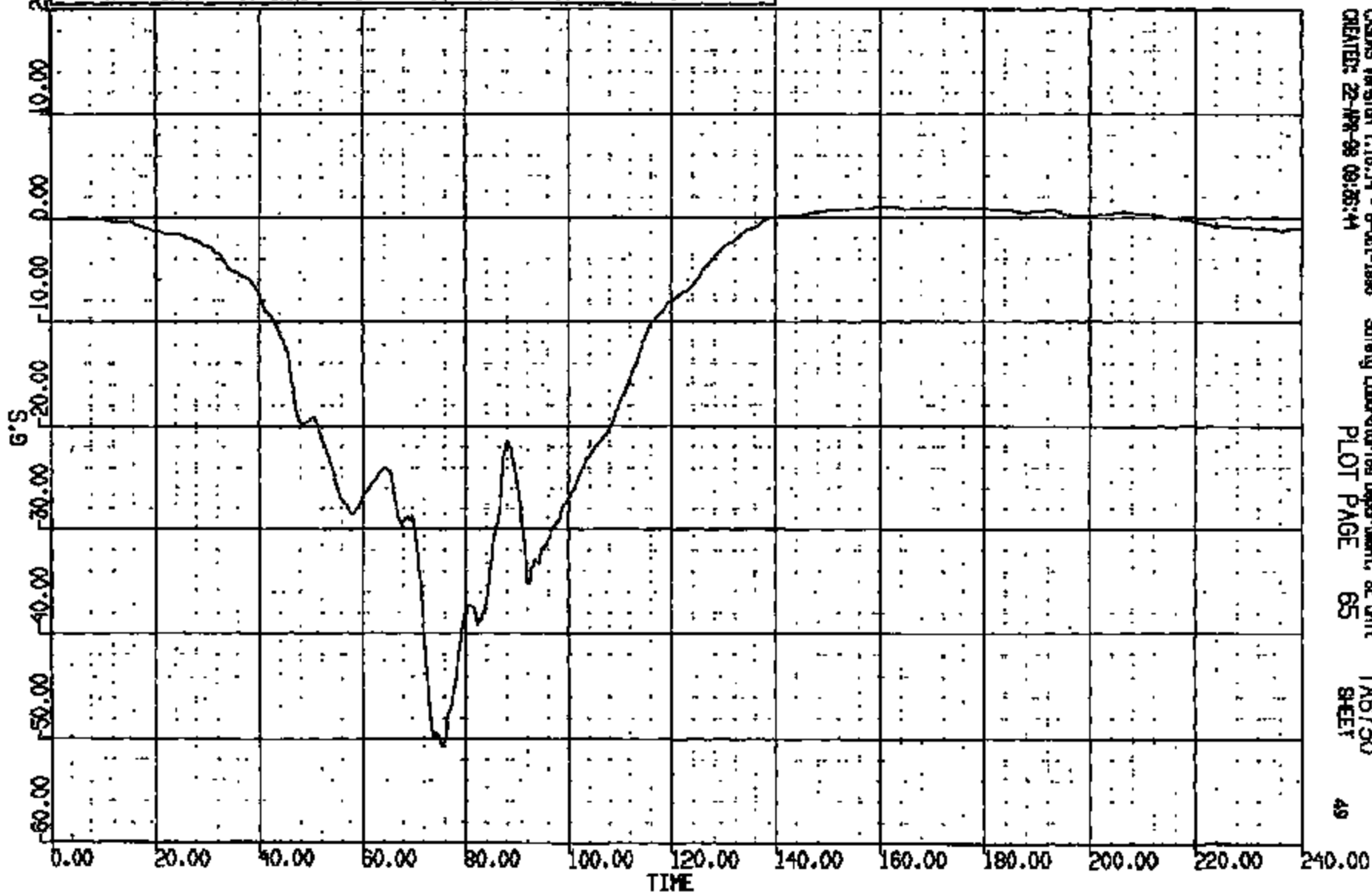
CASAS Version 1.16.14 - 8-Oct-1988 Safety Laboratories Department, SE Unit
CREATED: 22-APR-88 08:28:42 PLOT PAGE 64 SHEET

CR R: 11082 TO: TA6730 DATE: 980422 08:40:04
199900 DN-101

(31) CR11082T R/F DUMMY CHEST LONG 180C

MAX = 1.067 at 162.2 MS MIN = -50.75 at 75.00 MS

AXIS 1

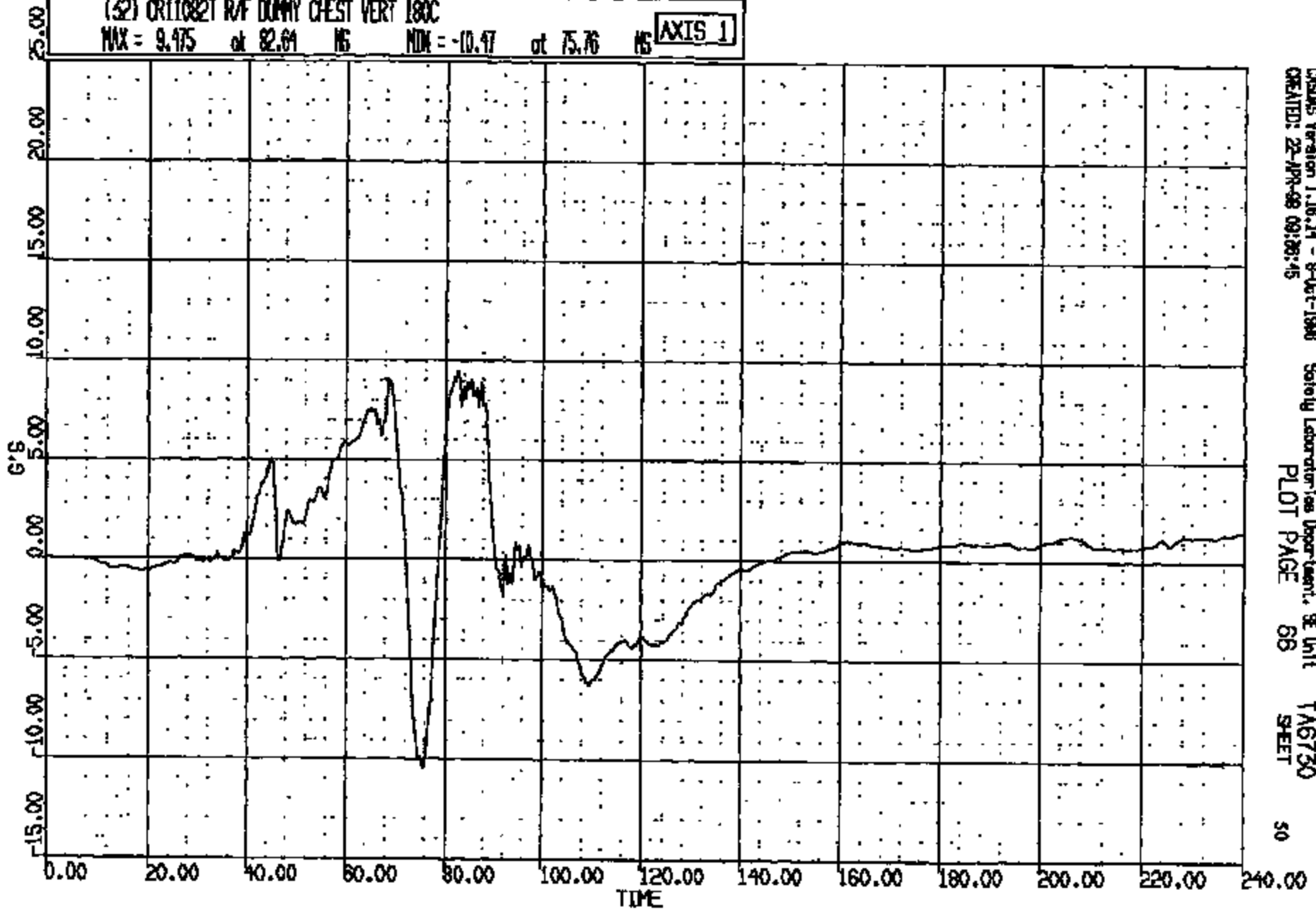


CR R: 11082 TO: TA6730 DATE: 980422 08:40:04
199900 DN-101

(32) CR11082T R/F DUMMY CHEST VERT 180C

MAX = 9.975 at 82.64 MS MIN = -10.47 at 75.76 MS

AXIS 1

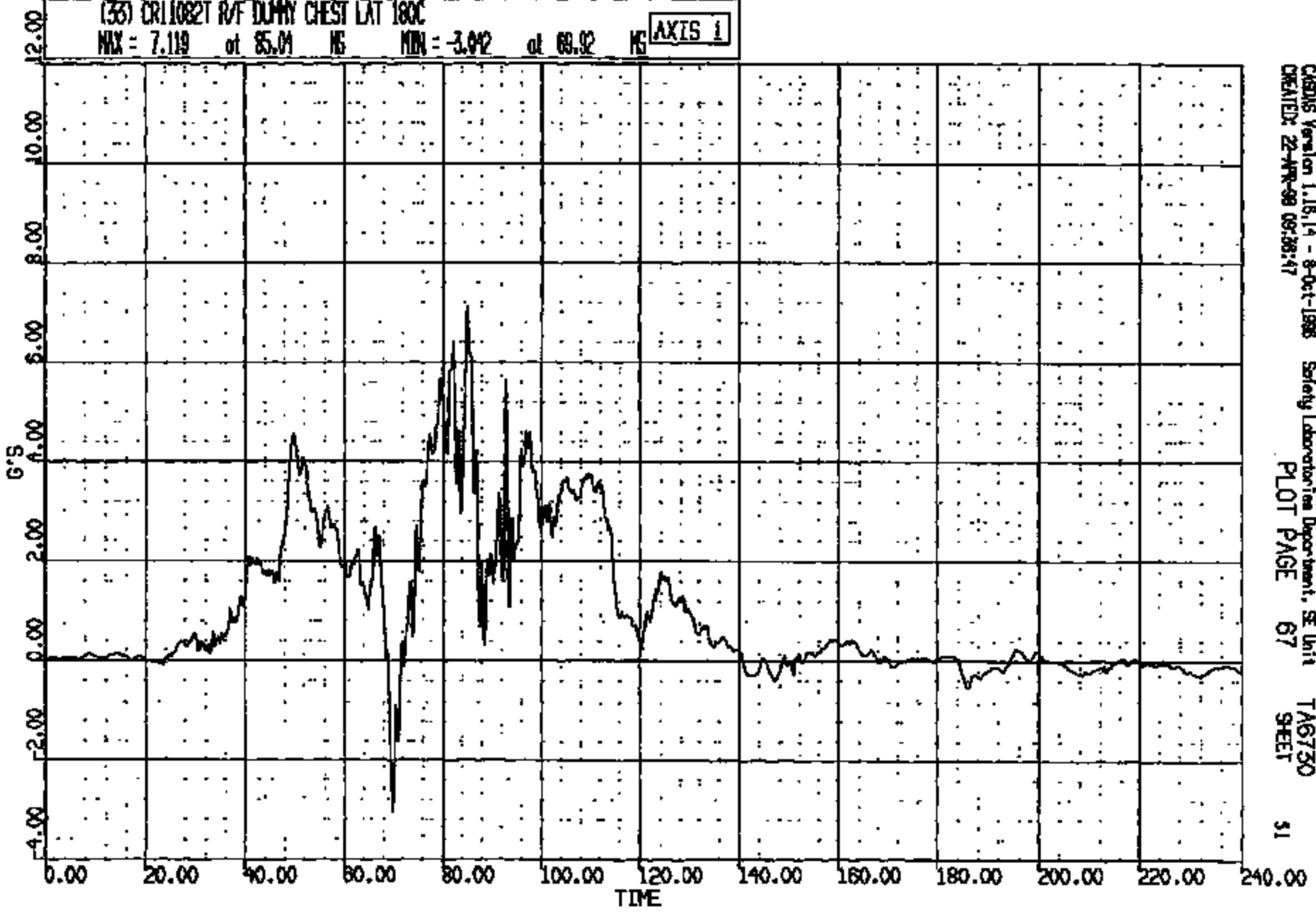


CHADS Version 1.16.14 - 8-Oct-1998 Safety Laboratories Department, 9E Unit TA6730
CREATED: 22-APR-98 09:28:45 PLOT PAGE 66 SHEET 50

CRTS 0011082

CR R: 11082 TO: TA6730 DATE: 880422 08:40:04
188900 DN-101

(33) CR11082T RVF DUMMY CHEST LAT 180C
MAX = 7.119 at 85.01 MS MIN = -3.042 at 68.02 MS **AXIS 1**

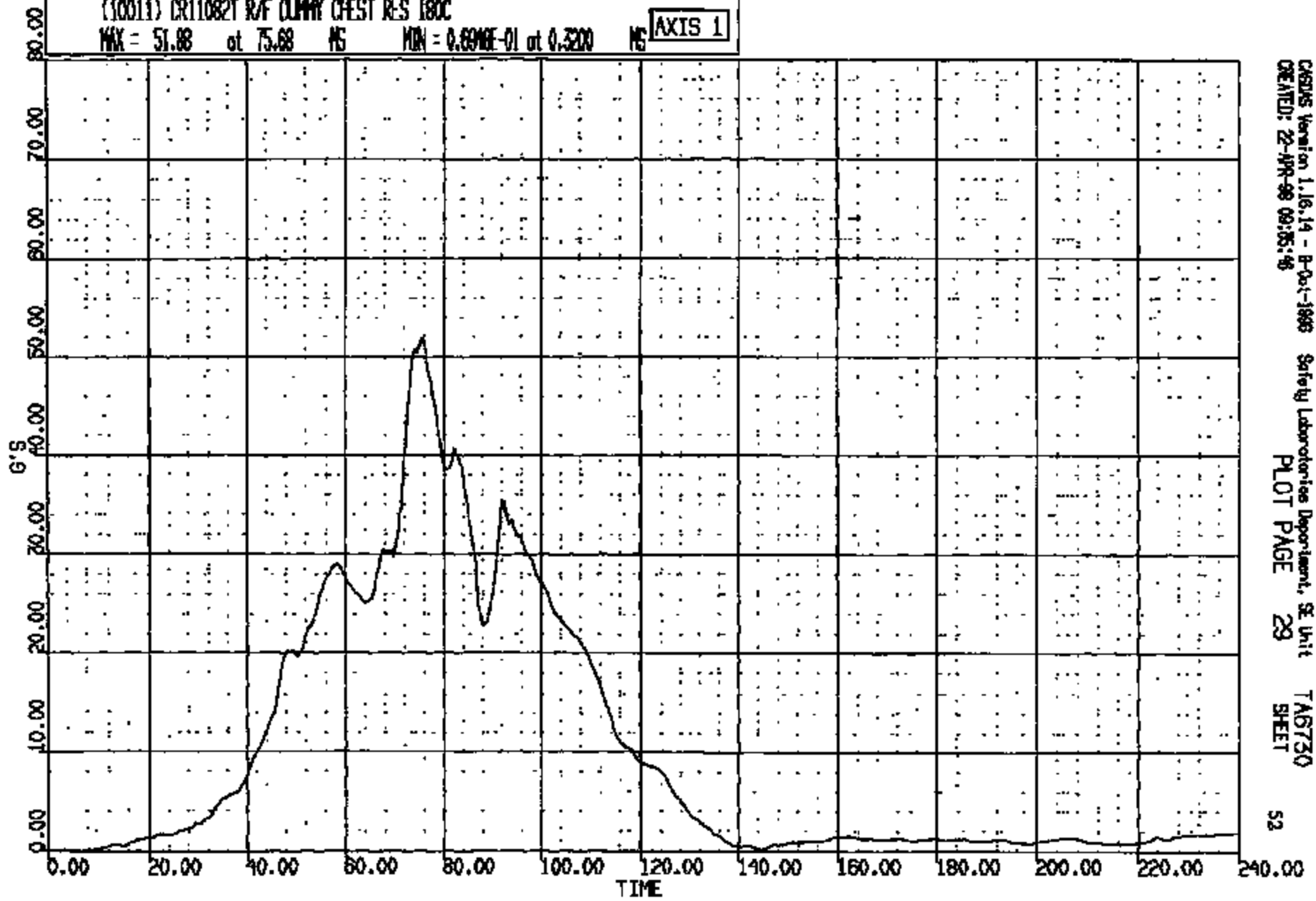


CRISIS Version 1.16.14 - 8-Oct-1988 Safety Laboratories Department, SE Unit TA6730
CREATED: 22-MAR-88 08:38:47 PLOT PAGE 67 SHEET 51

CRIS 0011082

CR R: 11082 TO: TA6730 DATE: 880422 08:40:04
188900 DN-101
CUMDUR = 48.833 Duration time = 3.0000

(10011) CR11082T R/F DUMMY CHEST RES 180C
MAX = 51.88 at 75.68 MS MIN = 0.69ME-01 at 0.3200 MS **AXIS 1**



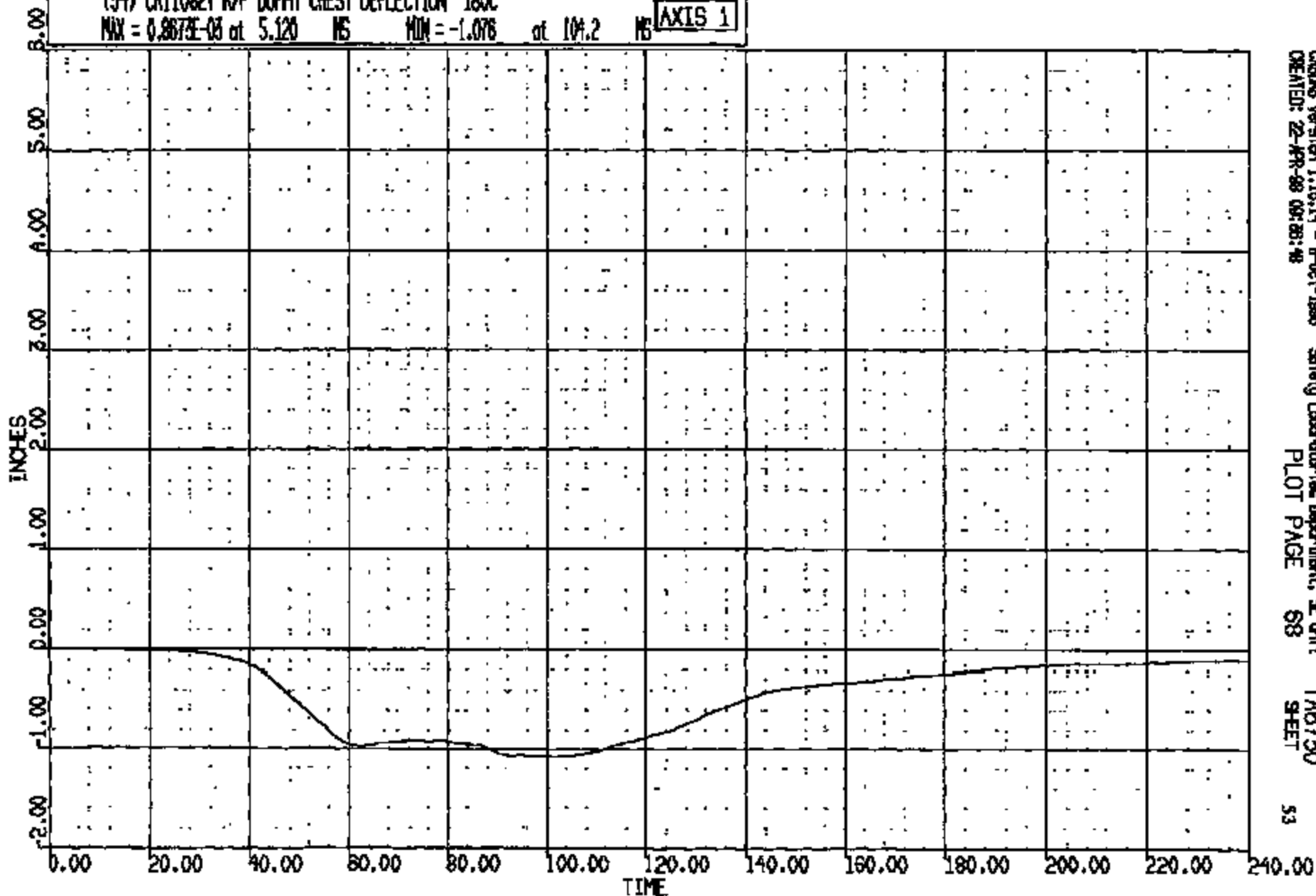
CASUS Version 1.16.14 - P-04-1888 Safety Laboratories Department, St. Unit
CREATED: 22-APR-88 09:35:46
PLOT PAGE 29
TAS730
SHEET

CR R: 11082 TO: TA6730 DATE: 880422 08:40:04
199900 DN-101

(34) CR11082T R/F DUMMY CHEST DEFLECTION 180C

MAX = 0.8673E-03 at 5.120 MS MIN = -1.076 at 104.2 MS

AXIS 1



CRIDAS Version 1.18.14 - 8-Oct-1988
CREATED: 22-APR-88 08:28:48

Safety Laboratories Department, SE Unit
PLOT PAGE 58

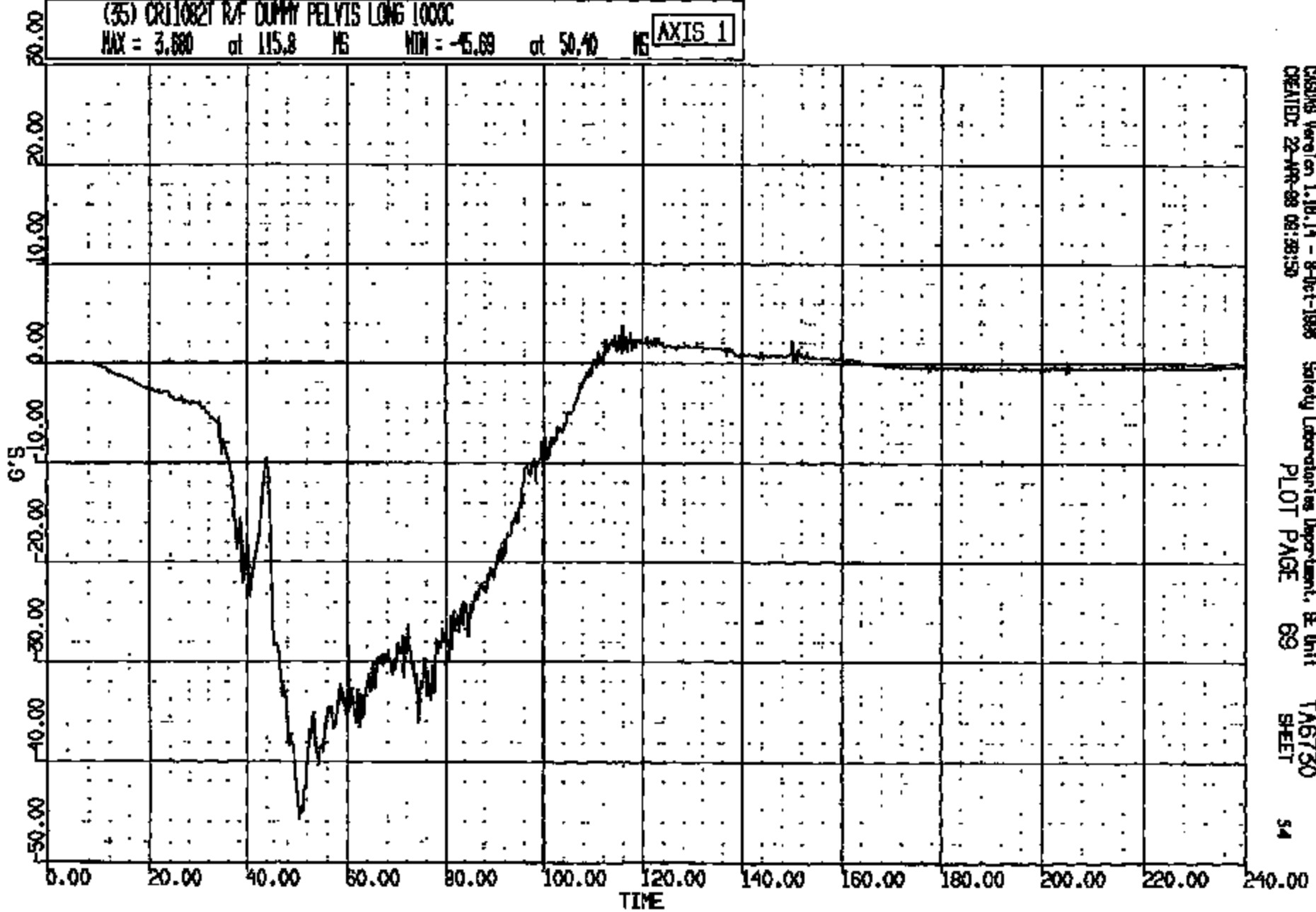
TA6730
SHEET

53

CRTS 0011082

CR R: 11082 TO: TAB730 DATE: 880422 08:40:04
188800 DN-101

(35) CR110821 R/F DUMMY PELVIS LONG 1000C
MAX = 3.880 at 115.8 MS MIN = -45.69 at 50.40 MS AXIS 1

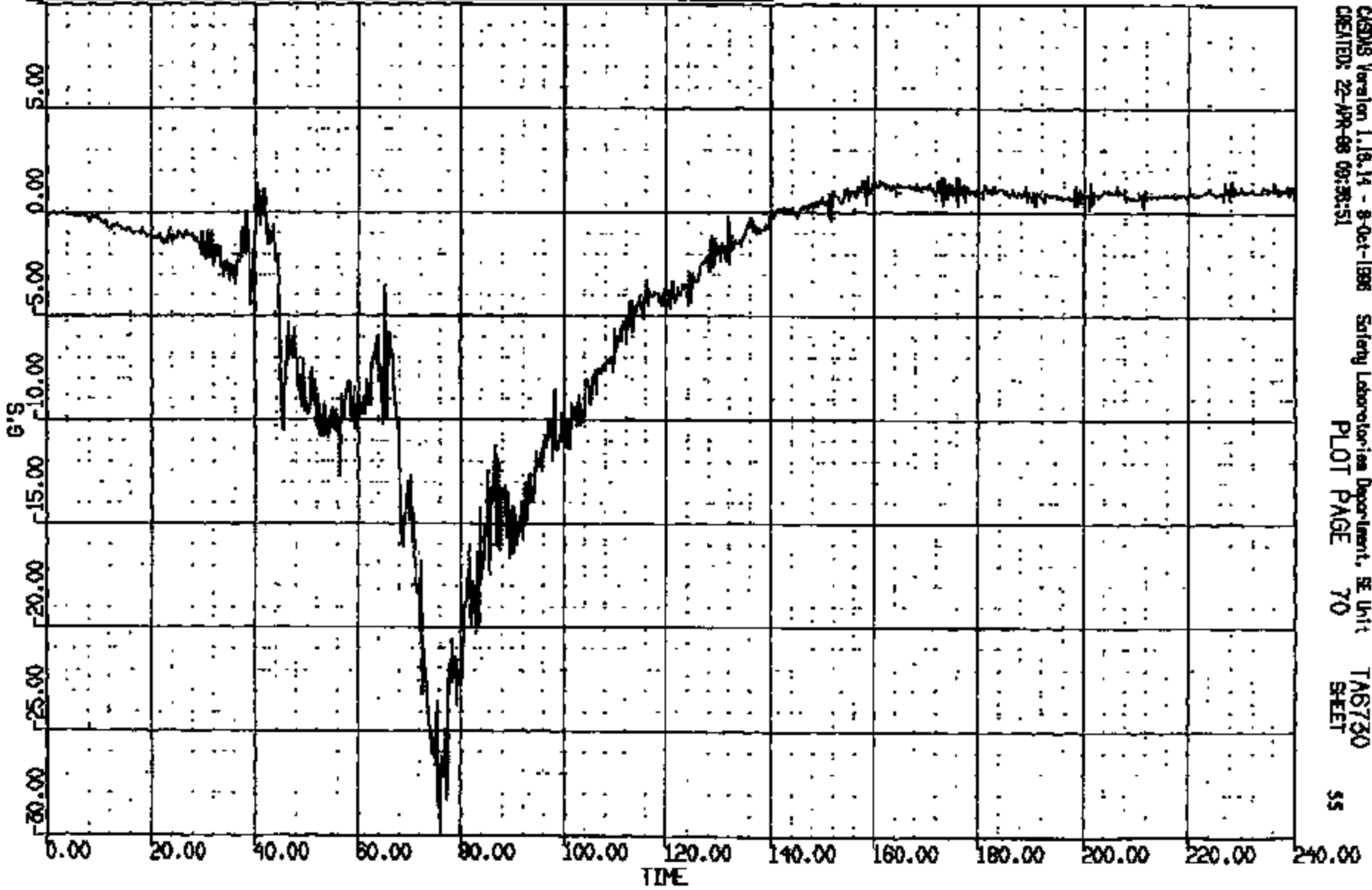


CASDB Version 1.10.14 - 8-Oct-1988 Safety Laboratories Department, BE Unit TAB730
CREATED: 22-MAR-88 09:38:50 PLOT PAGE 69 SHEET 54

CRTS 0011082

CR #: 11082 TO: TA6730 DATE: 980422 08:40:04
199900 DN-101

(36) CR11082T R/F DUMMY PELVIS VERT 1000C
MAX = 1.716 at 158.6 MS MIN = -29.91 at 76.08 MS **AXIS 1**



CASUS Version 1.13.14 - 8-Oct-1998 Safety Laboratories Department, SE Unit
CREATED: 22-JUN-98 09:38:51
PLOT PAGE 70 SHEET 55

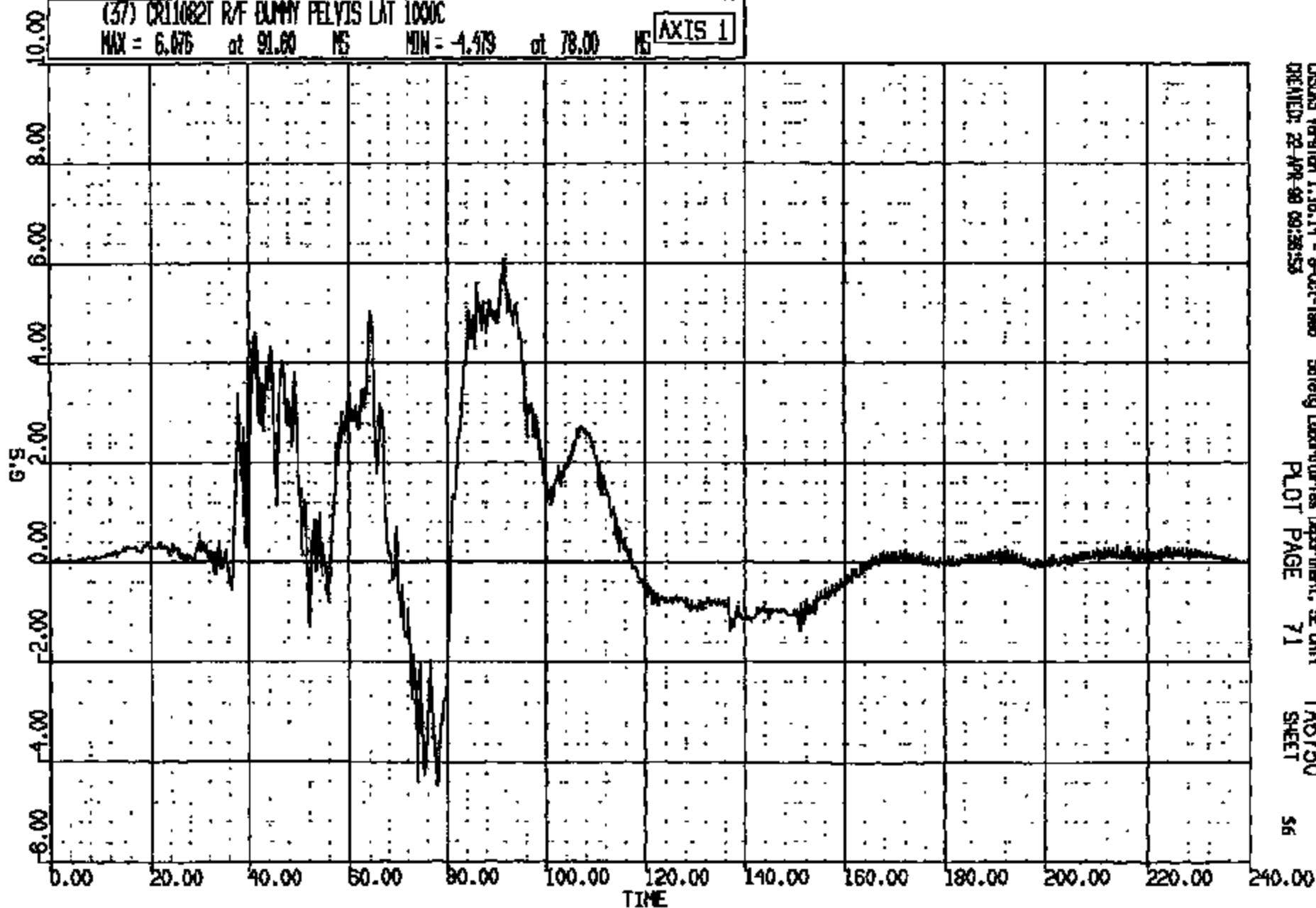
CRTS 0011082

CR R: 11082 TO: TA6730 DATE: 990422 08:40:04
199900 DN-101

(57) CR110821 R/F DUMMY PELVIS LAT 1000C

MAX = 6.676 at 91.00 MS MIN = -4.979 at 78.00 MS

AXIS 1



CASAS Version 1.18.14 - 9-Oct-1999
CREATED: 22 APR 99 09:28:53

Safety Laboratories Department, SE Unit

PLOT PAGE 71

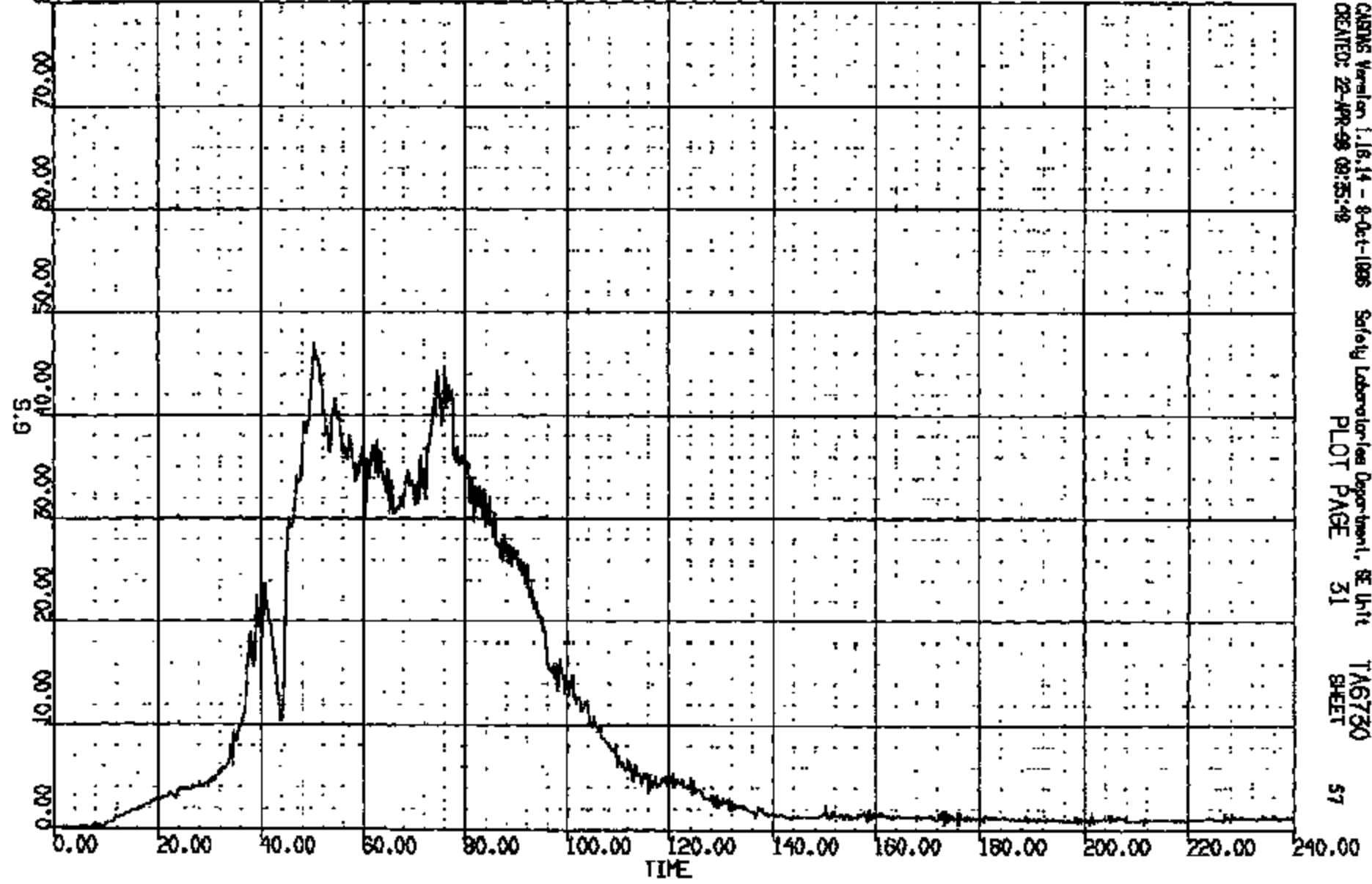
TA6730
SHEET

56

CRTS 0011082

CR R: 11082 TO: TAB730 DATE: 880422 08:40:04
199900 DN-101

(10014) CR11082T R/F BUNNY PELVIS RES 1000C
MAX = 46.72 at 50.40 MS MIN = 0.285E-01 at 0.7200 MS **AXIS 1**

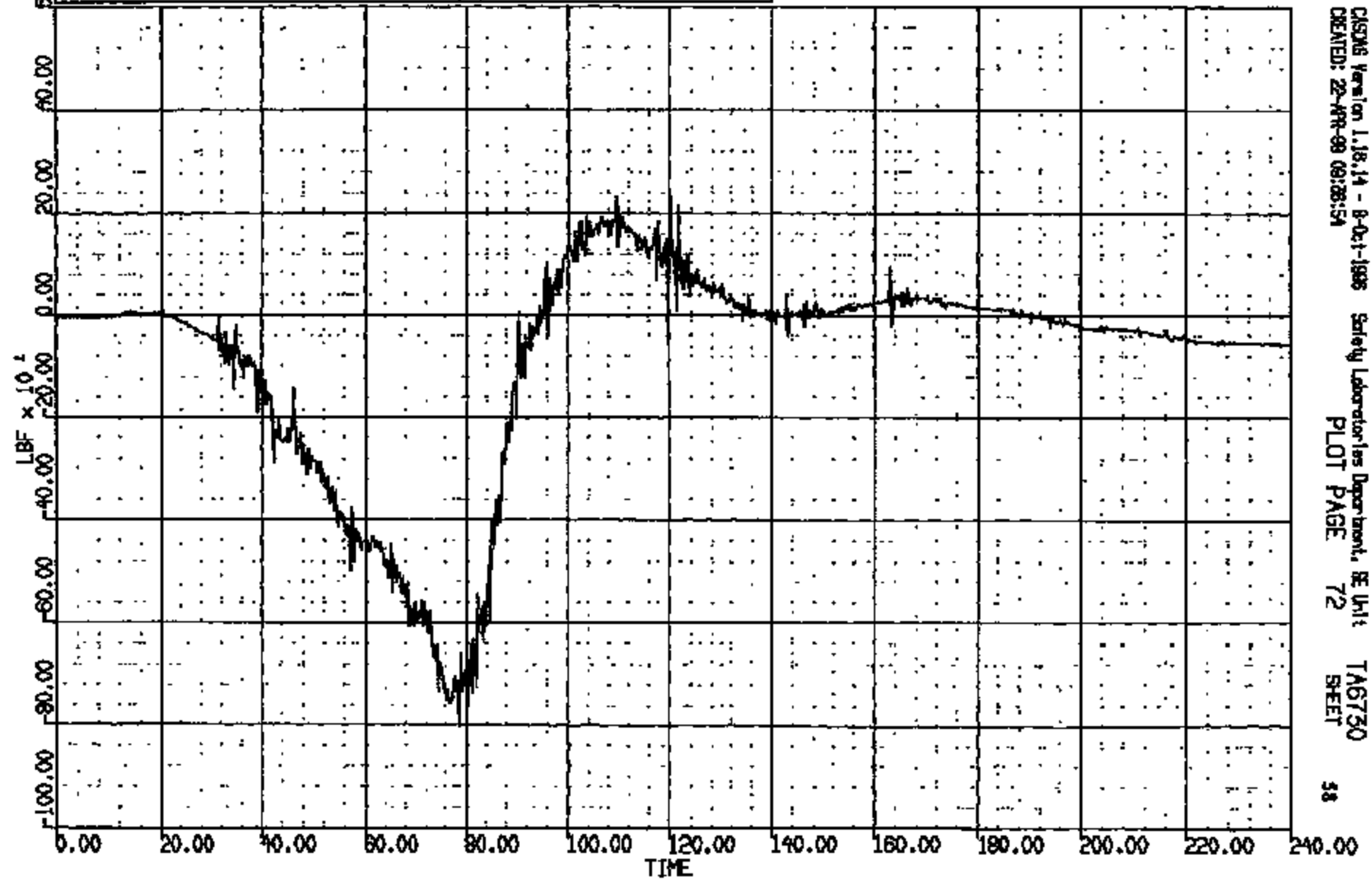


CRSIS Version 1.16.14 - 8-Oct-1988 Safety Laboratories Department, SE Unit TAB730
CREATED: 22-APR-98 09:55:48 PLOT PAGE 31 SHEET 57

CRIS 0011082

CR #: 11082 TO: TA6730 DATE: 880422 08:40:04
188800 DN-101

(38) CRT10821 R/F DUMMY LUMBAR SPINE LOAD FX 1000C
MAX = 233.4 at 109.6 MS MIN = -805.7 at 78.64 MS **AXIS 1**

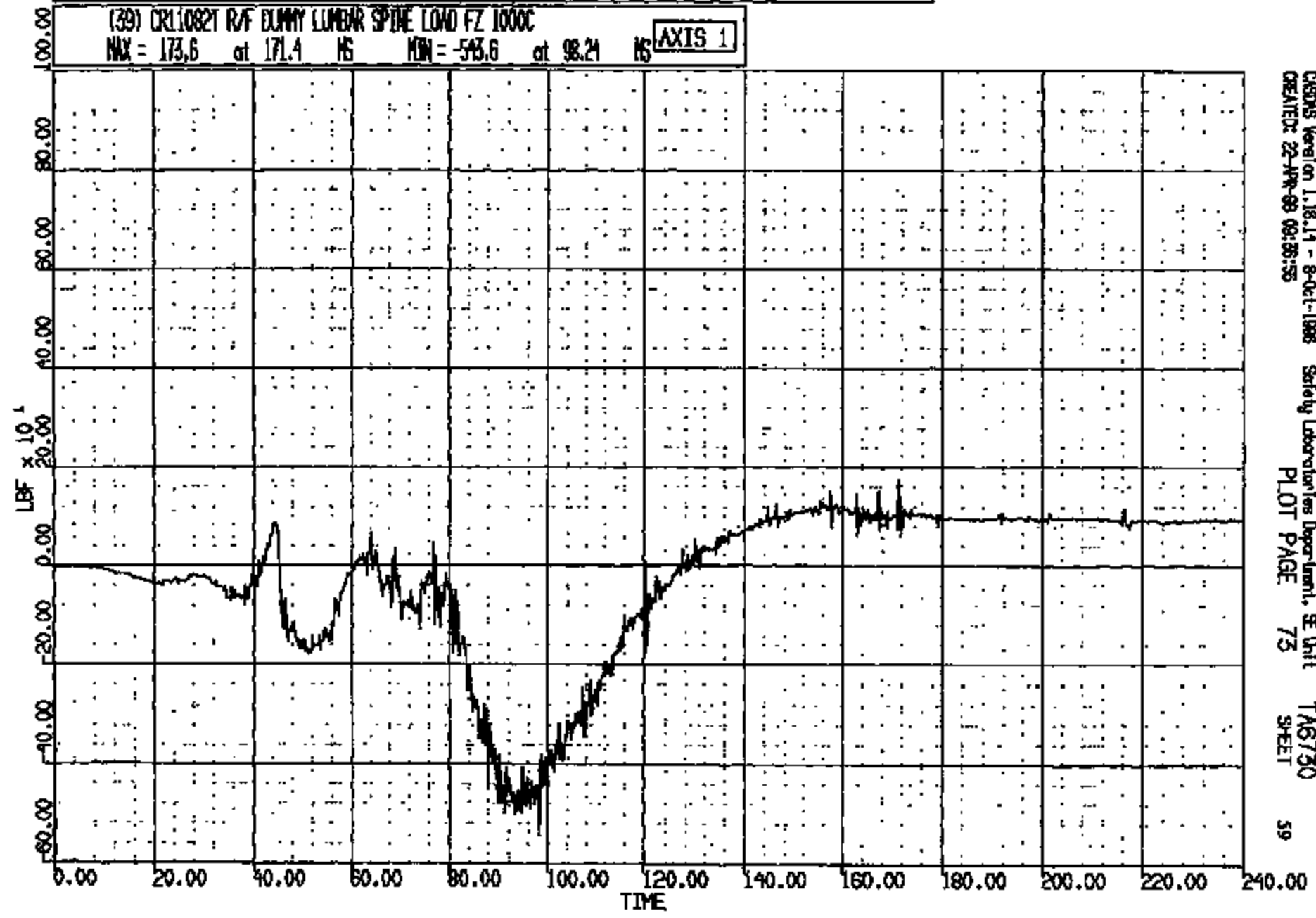


CISDB Version 1.18.14 - 8-21-1988 Safety Laboratories Department, BE Unit TA6730
CREATED: 22-APR-88 09:28:54 PLOT PAGE 72 SHEET 58

CRTS 0011082

CR R: 11082 TO: TA6730 DATE: 980422 08:40:04
199900 DN-101

(39) CR110821 R/F DUMMY LUMBAR SPINE LOAD FZ 1000C
MAX = 173.6 at 171.4 MS MIN = -543.6 at 98.24 MS **AXIS 1**

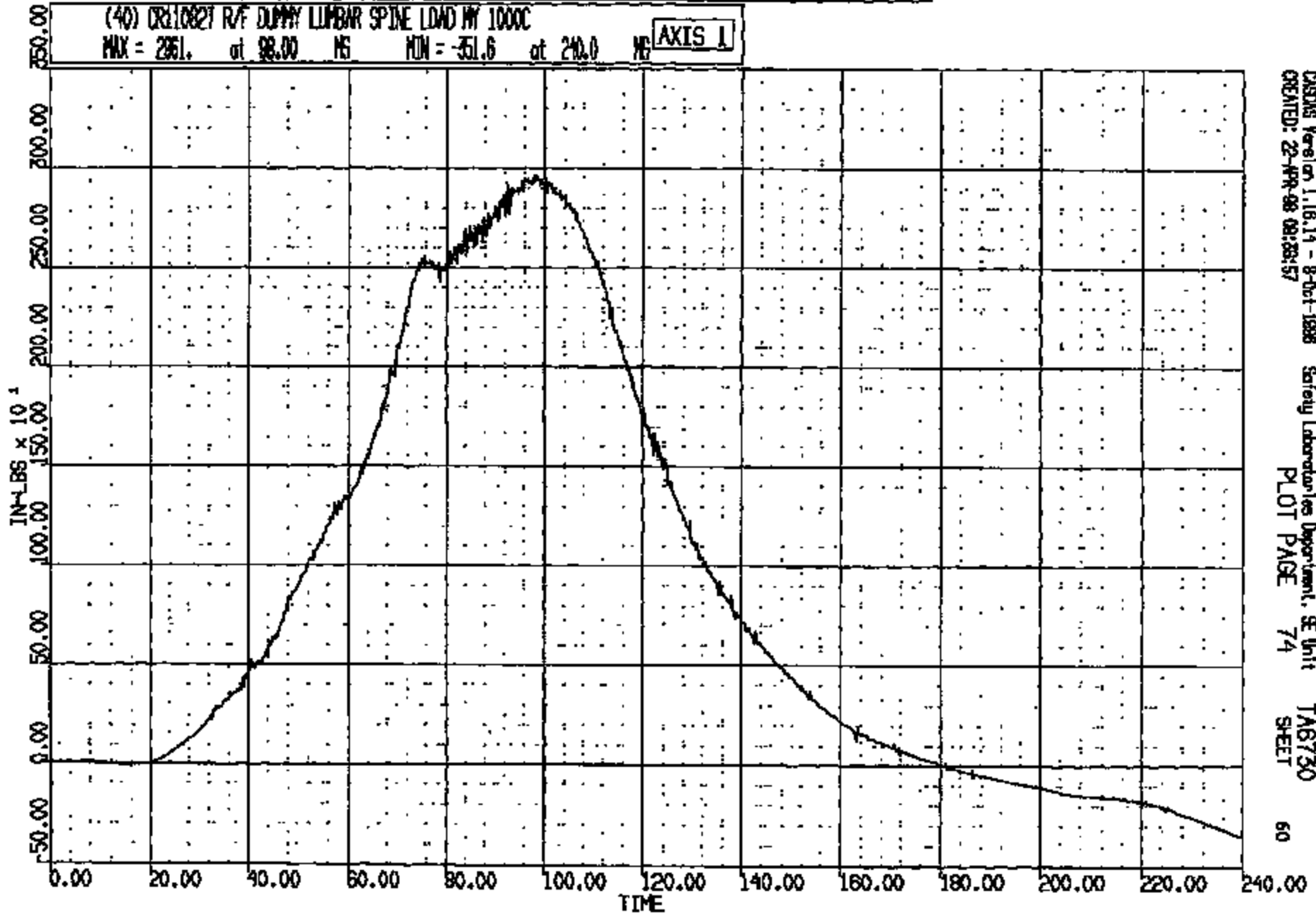


CRS05 Version 1.18.14 - 8-Oct-1988 Safety Laboratories Department, SE Unit TA6730
CREATED: 22-APR-98 09:35:55 PLOT PAGE 73 SHEET 59

CRTS 0011082

CR R: 11082 TO: TAB730 DATE: 980422 08:40:04
199900 DN-101

(40) CR110821 R/F DUMMY LUMBAR SPINE LOAD NY 1000C
MAX = 285.1 at 98.00 MS MIN = -351.6 at 240.0 MS **AXIS 1**

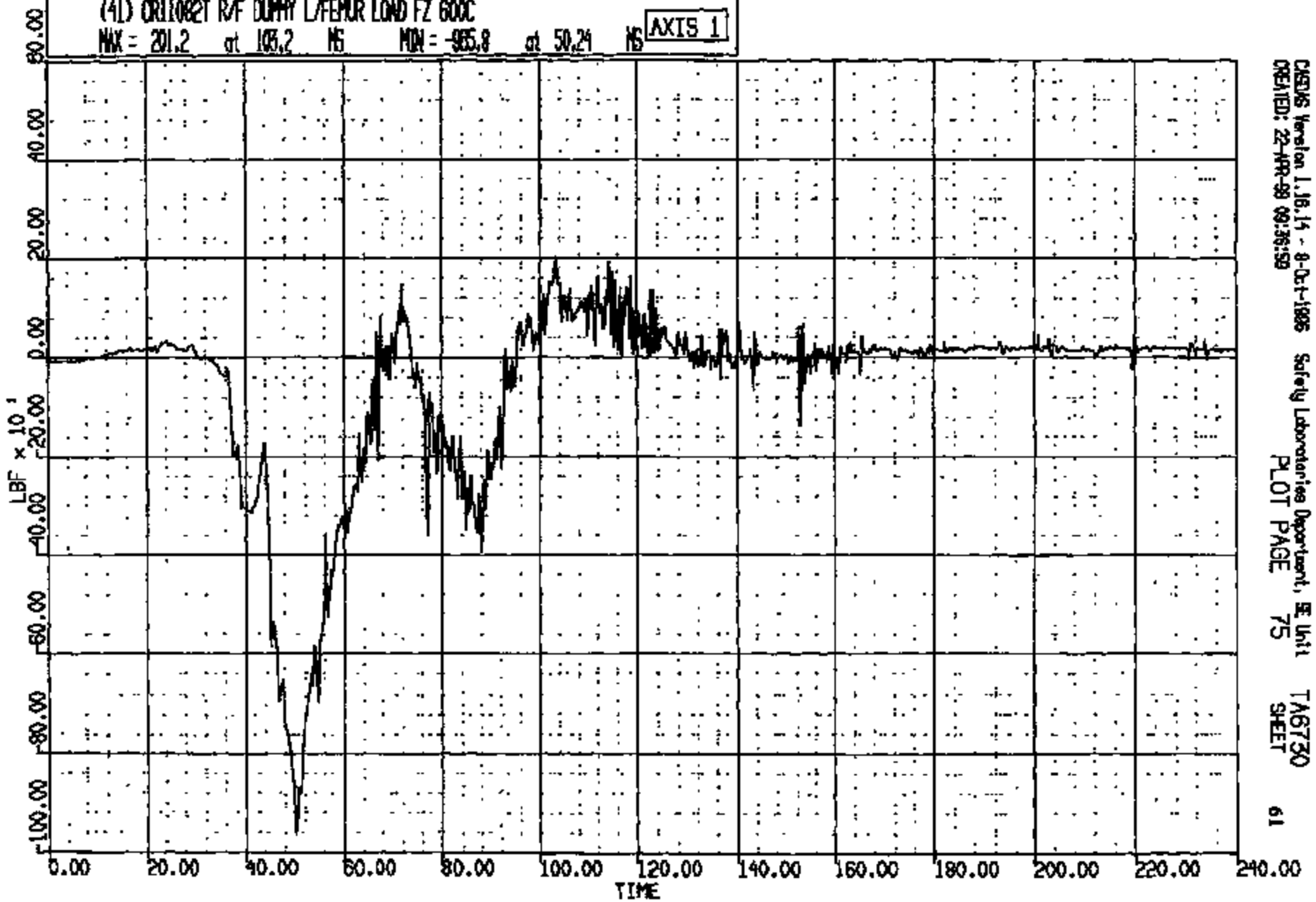


CRS/MS Version 1.16.14 - 8-Oct-1998 Safety Laboratories Department, SE Unit TAB730
CREATED: 22-APR-98 09:28:57 PLOT PAGE 74 SHEET 60

CRIS 0011082

CR R: 11082 TO: TAB730 DATE: 980422 08:40:04
188000 DN-101

(41) CR110821 R/F DUMMY L/FEMUR LOAD FZ 600C
MAX = 201.2 at 105.2 MS MIN = -985.8 at 50.24 MS **AXIS 1**

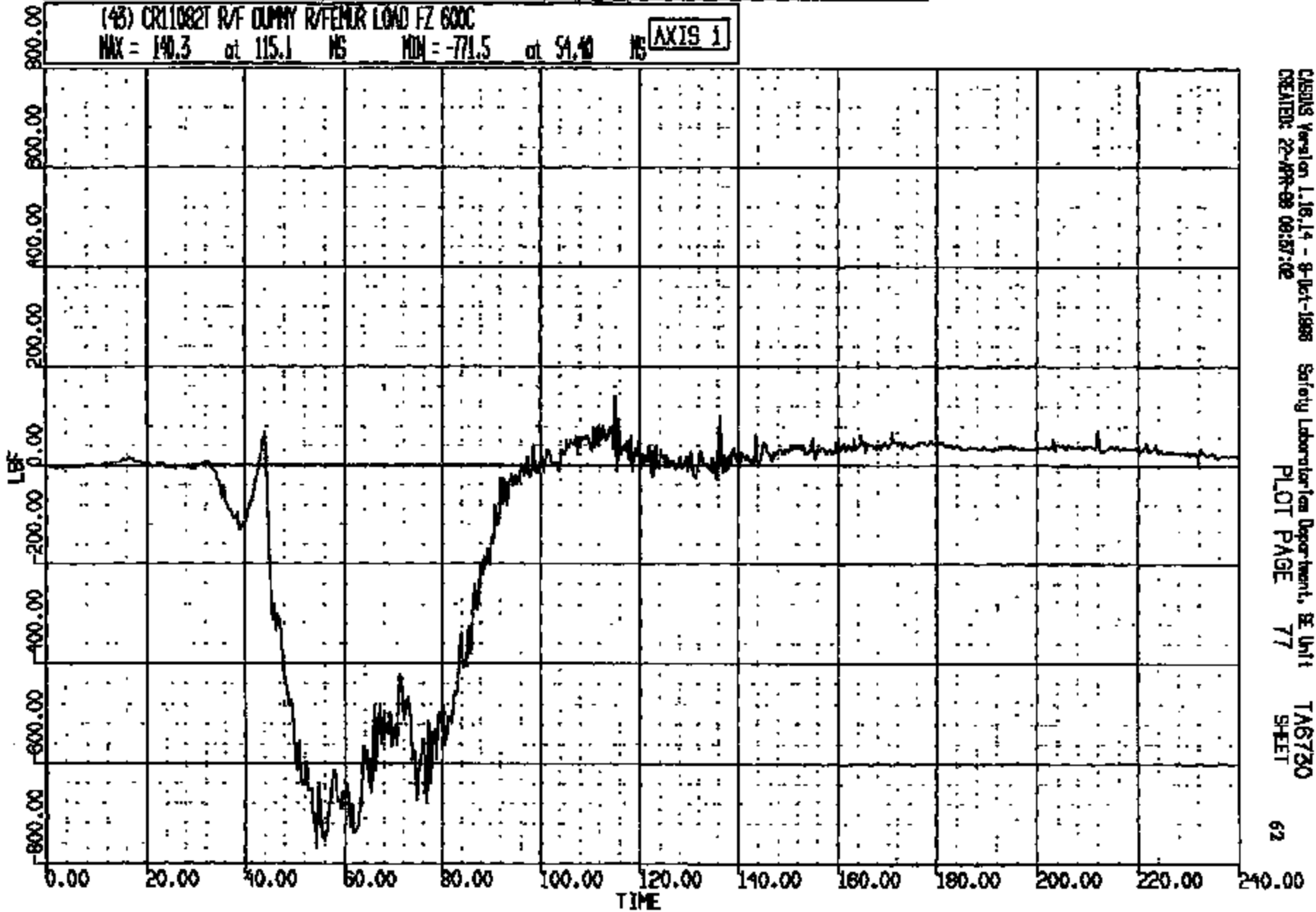


CHENG Version 1.16.14 - 8-Oct-1995 Safety Laboratories Department, E. Unit
CREATED: 22-APR-98 09:36:59 PLOT PAGE 75 TA6730 SHEET 61

CRTS 0011082

CR R: 11082 TO: TAB730 DATE: 880422 08:40:04
188900 DN-101

(48) CR11082T R/F DUMMY R/FEMUR LOAD FZ 600C
MAX = 140.3 at 115.1 MS MIN = -771.5 at 54.40 MS **AXIS 1**



CRSIS Version 1.16.14 - 9-Oct-1988 Safety Laboratories Department, SE Unit
CREATED: 22-APR-88 08:57:02
PLOT PAGE 77 SHEET 62

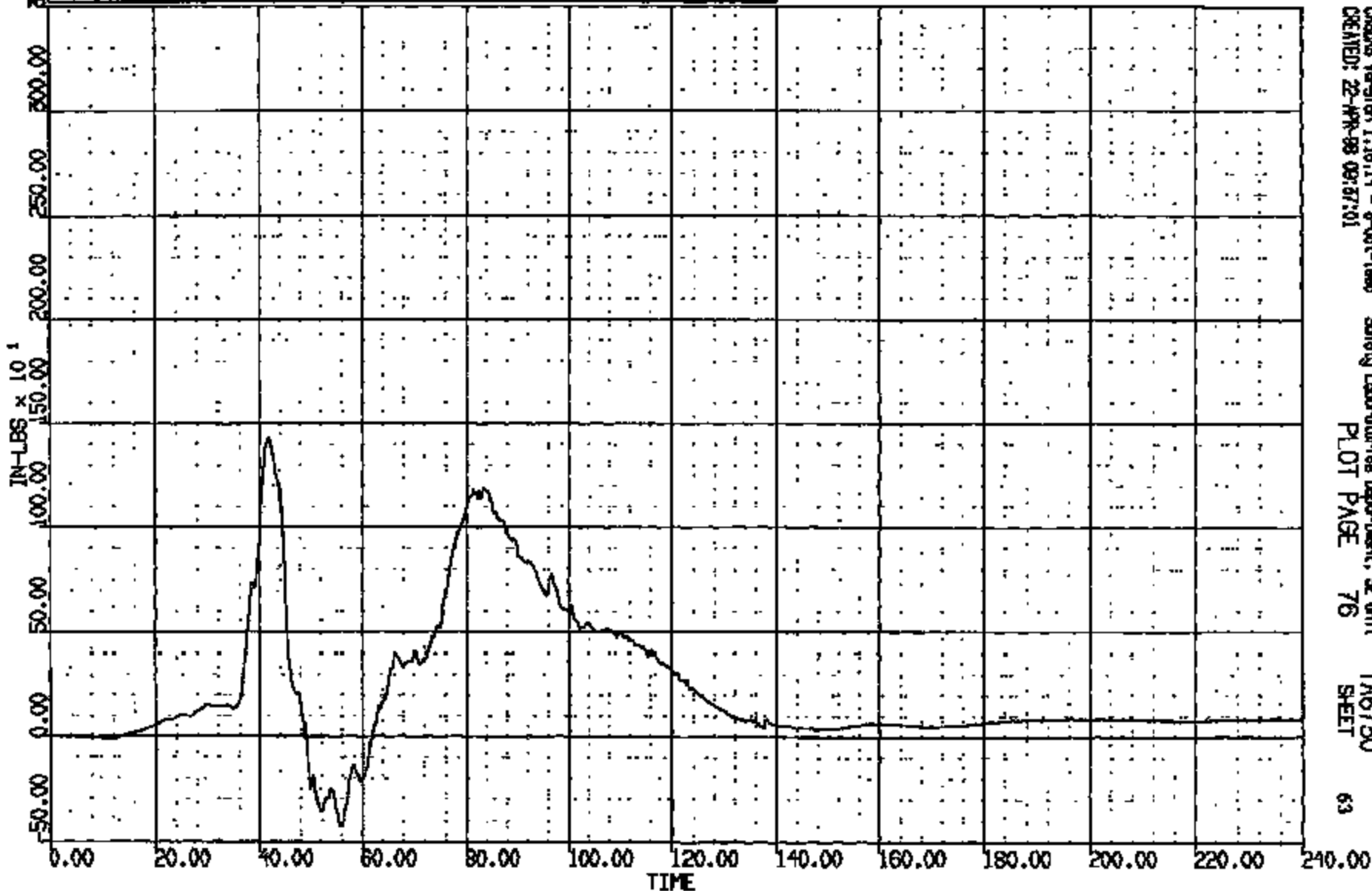
CRIS 0011082

CR R: 11082 TO: TA6730 DATE: 980422 08:40:04
199800 DN-101

(42) CR11082T R/F DUMMY L/FEMUR LOAD MY 600C

MAX = 1431. at 41.84 MS MIN = -429.8 at 55.80 MS

AXIS 1



CRS005 Version 1.10.14 - 8-04-1989
CREATED: 22-MAR-88 09:37:01

Safety Laboratories Department, SE Unit
PLOT PAGE 76

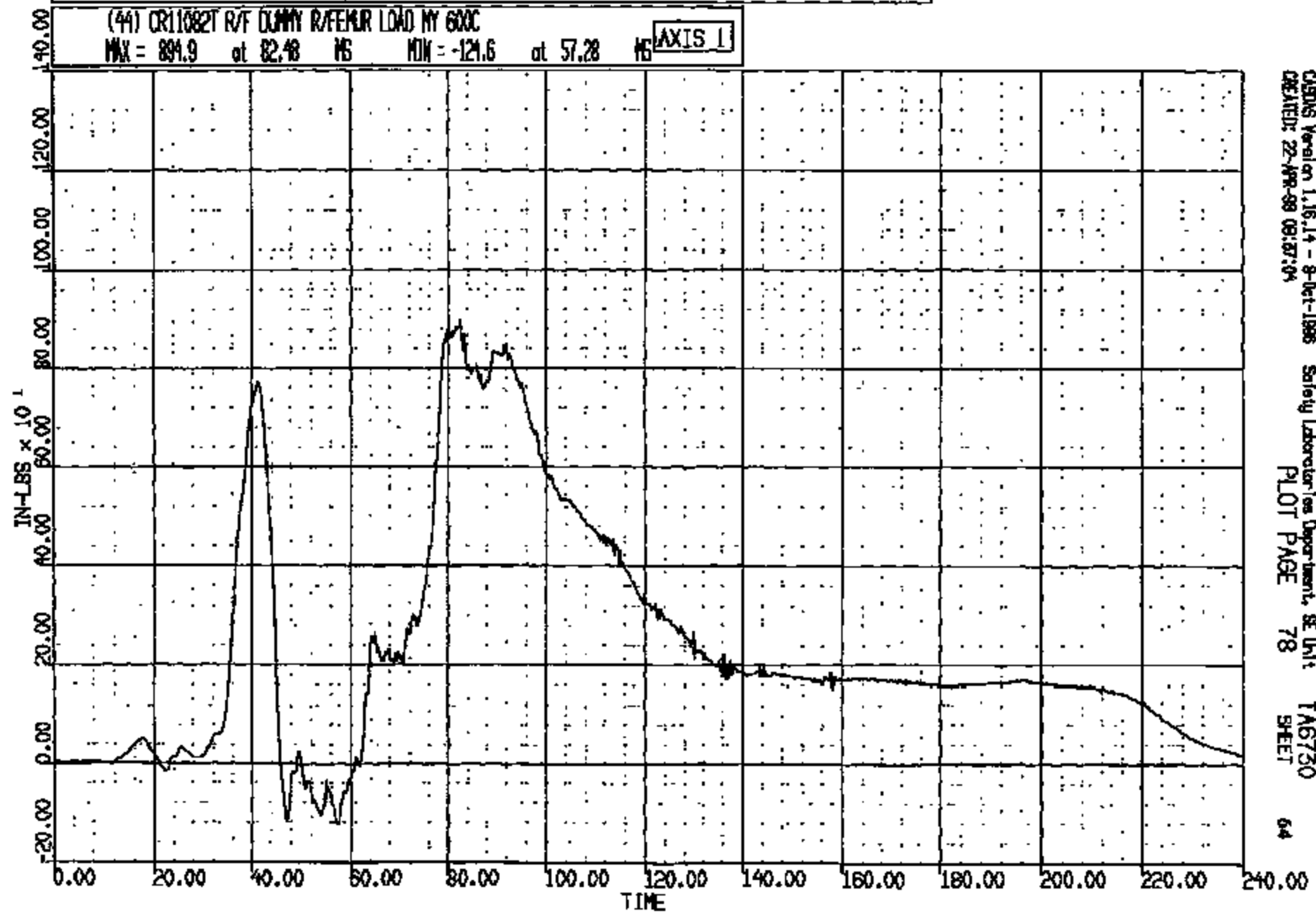
TA6730
SHEET

63

CRTS 0011082

CR R: 11082 TO: TA6730 DATE: 880422 08:40:04
100000 DN-101

(44) CR11082T R/F DUMMY R/FEMUR LOAD NY 600C
MAX = 894.9 at 82.48 MS MIN = -121.6 at 57.28 MS **AXIS 1**

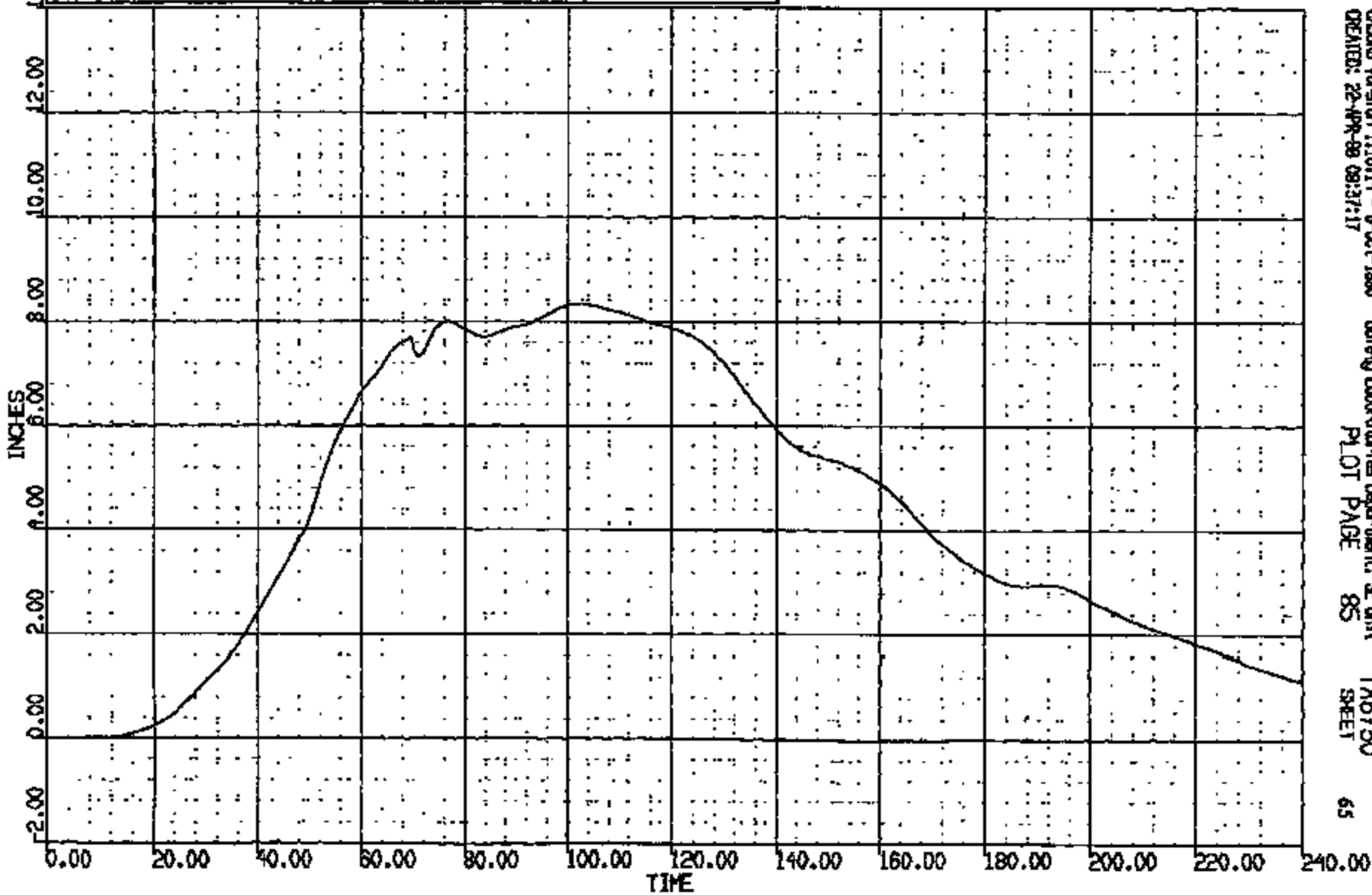


CRS016 Verbal on 1.16.14 - 8-Oct-1988 Safety Laboratories Department, SE Unit TA6730
CREATED: 22-APR-88 08:37:04 PLOT PAGE 78 SHEET 64

CRTS 0011082

CR #: 11082 TO: TAB750 DATE: 890422 08:40:04
18000 DN-101

(57) CR110821 R/F DUMMY L/KNEE S.P. 60C
MAX = 8.535 at 102.3 MS MIN = -.9536E-02 at 0.8800 MS **AXIS 1**

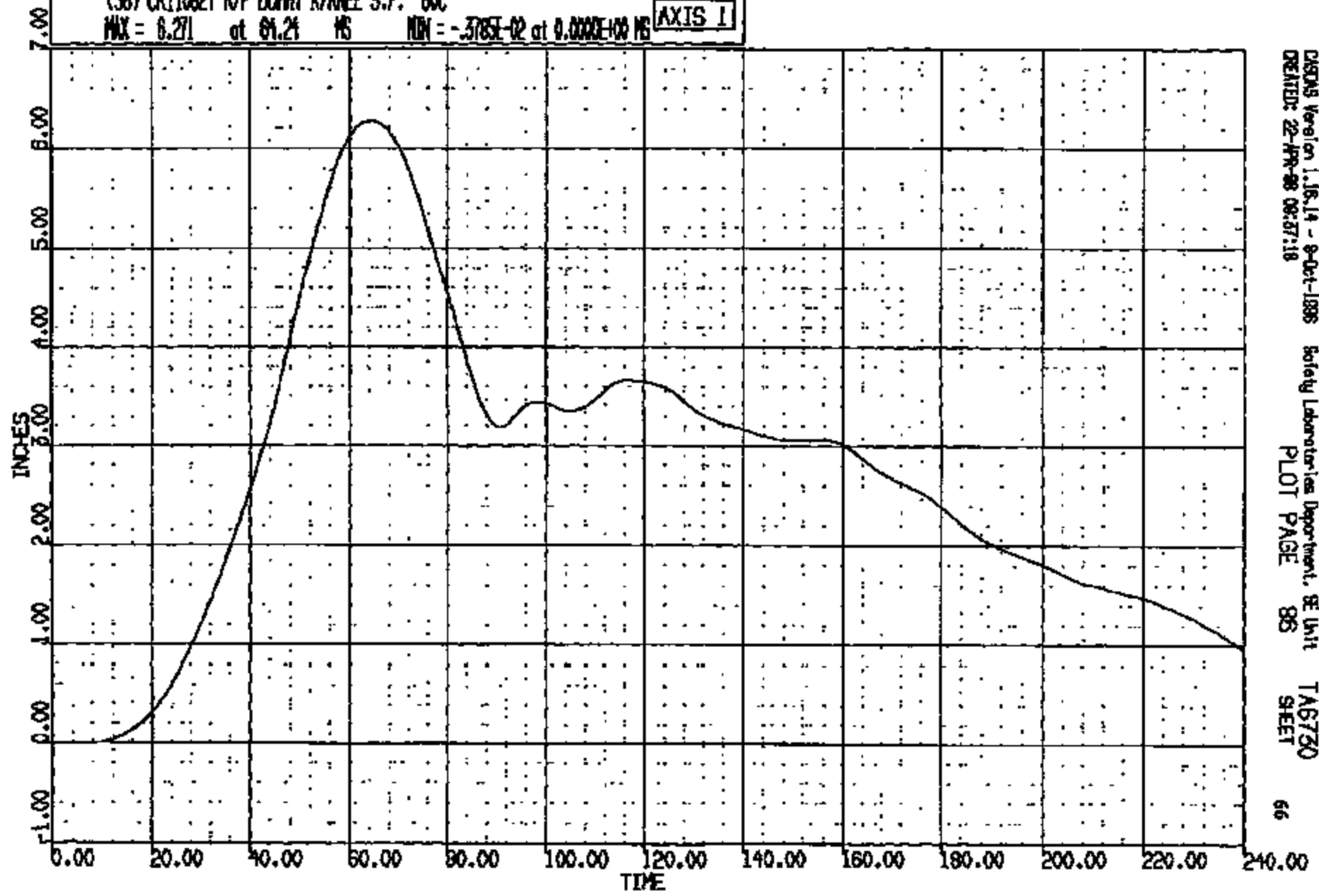


CRS05 Version 1.16.14 - 8-Oct-1988 Safety Laboratories Department, SE Unit TAB750
CREATED: 22-APR-89 09:37:17 PLOT PAGE 85 SHEET 65

CRIS 0011082

CR R: 11082 TC: TAB730 DATE: 880422 08:40:04
199900 DN-101

(58) CR11082T R/F DUMMY R/KNEE S.P. 60C
MAX = 6.271 at 61.24 MS MIN = -.3785E-02 at 9.000E+00 MS **AXIS 1**



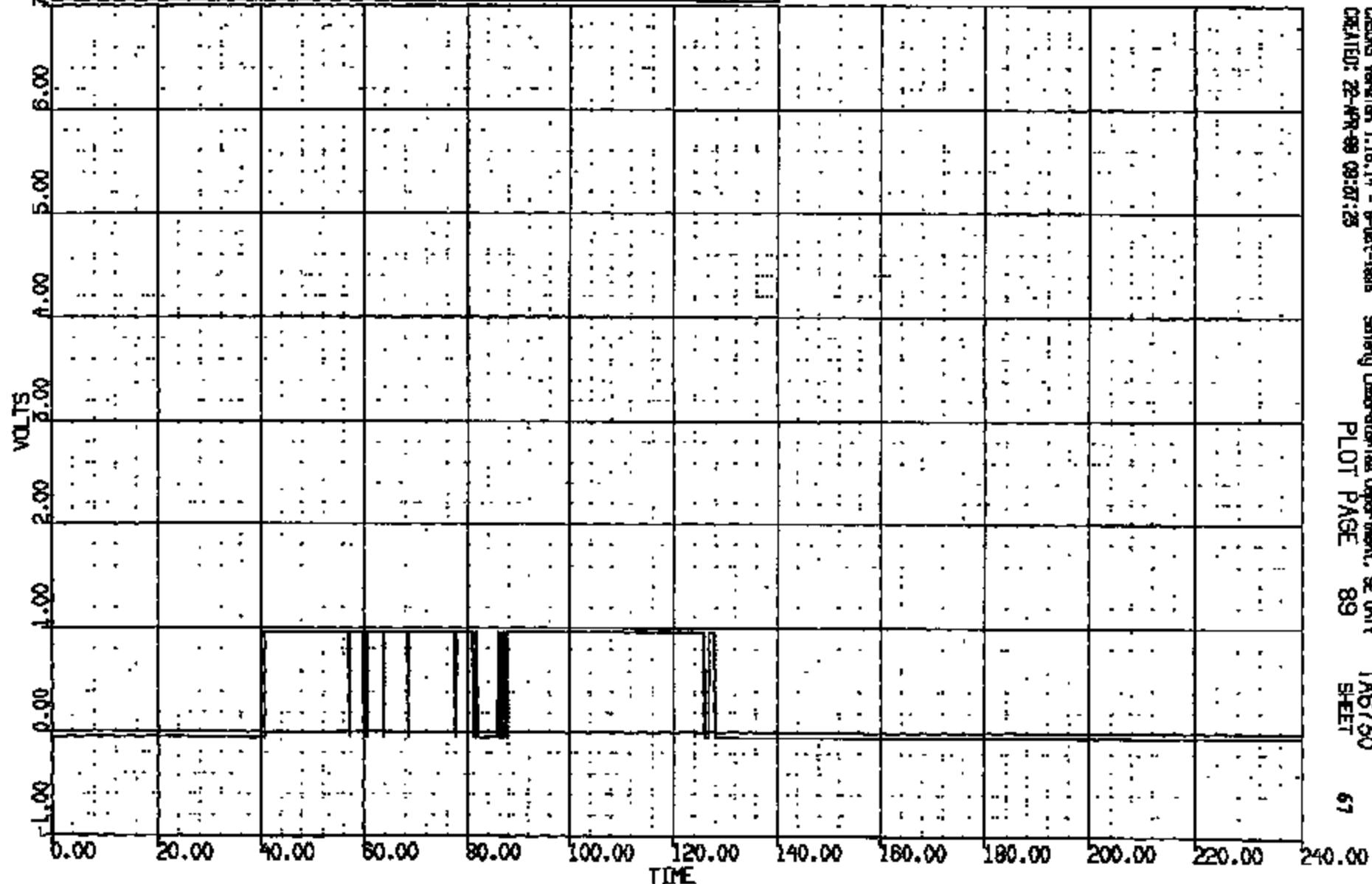
CRS Version 1.16.14 - 8-Oct-1995 Safety Laboratories Department, SE Unit TAB730
CREATED: 22-APR-88 08:37:18 PLOT PAGE 86 SHEET 66

CRTS 0011082

CR R: 11082 TO: TAB730 DATE: 980422 09:40:04
198900 DN-101

(61) CR11082T R/F DUMMY L/R/E SW 4000C
MAX = 0.9570 at 40.90 NS MIN = -.4395E-01 at -.7629E-05 NS

AXIS 1



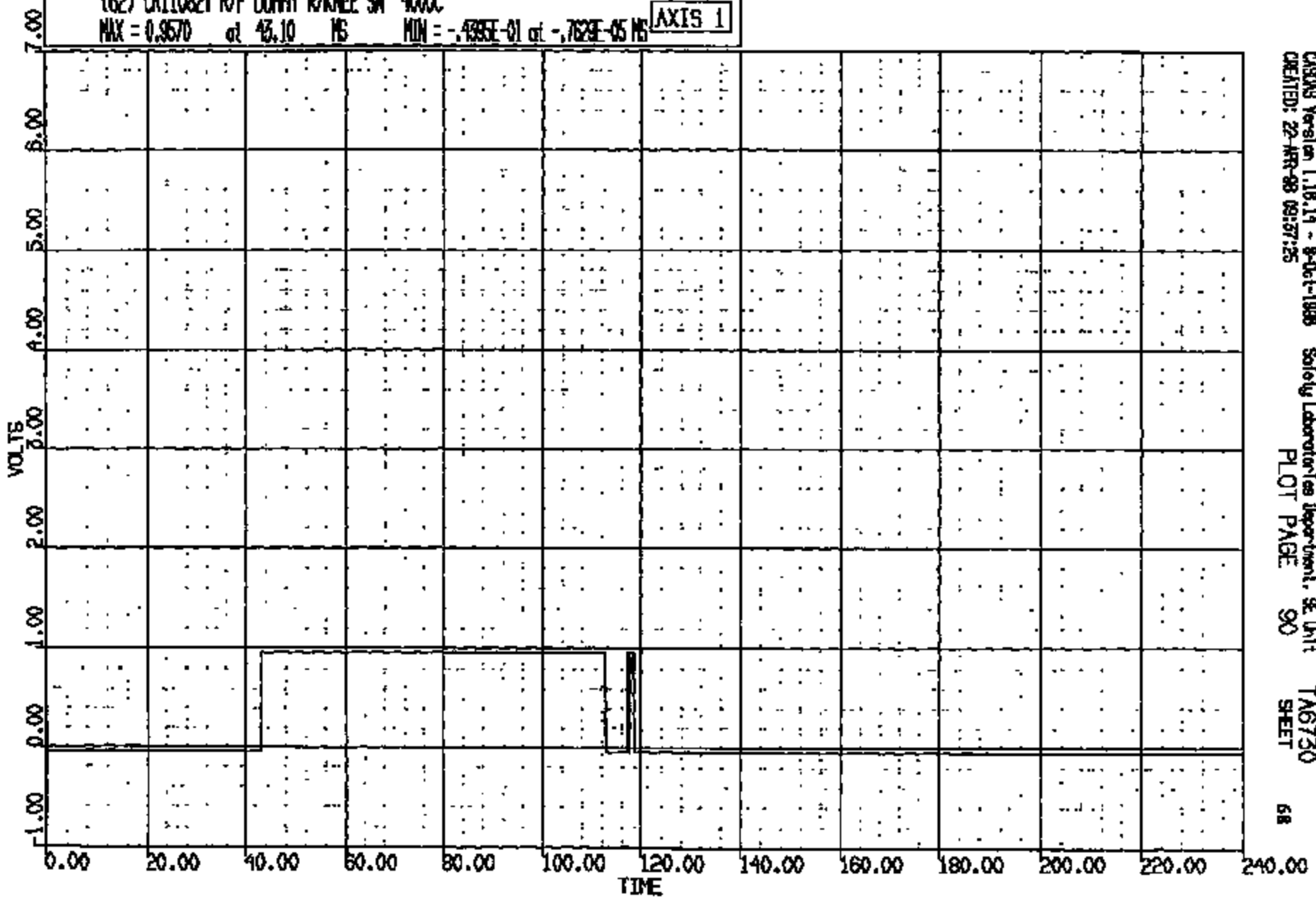
CRS05 Version 1.18.14 - 9-Oct-1998 Safety Laboratories Department, SE Unit TAB730
CREATED: 22-APR-99 09:07:25 PLOT PAGE 89 SHEET 67

CRTS 0011082

CR R: 11082 TO: TAB730 DATE: 880422 08:40:04
188900 DN-101

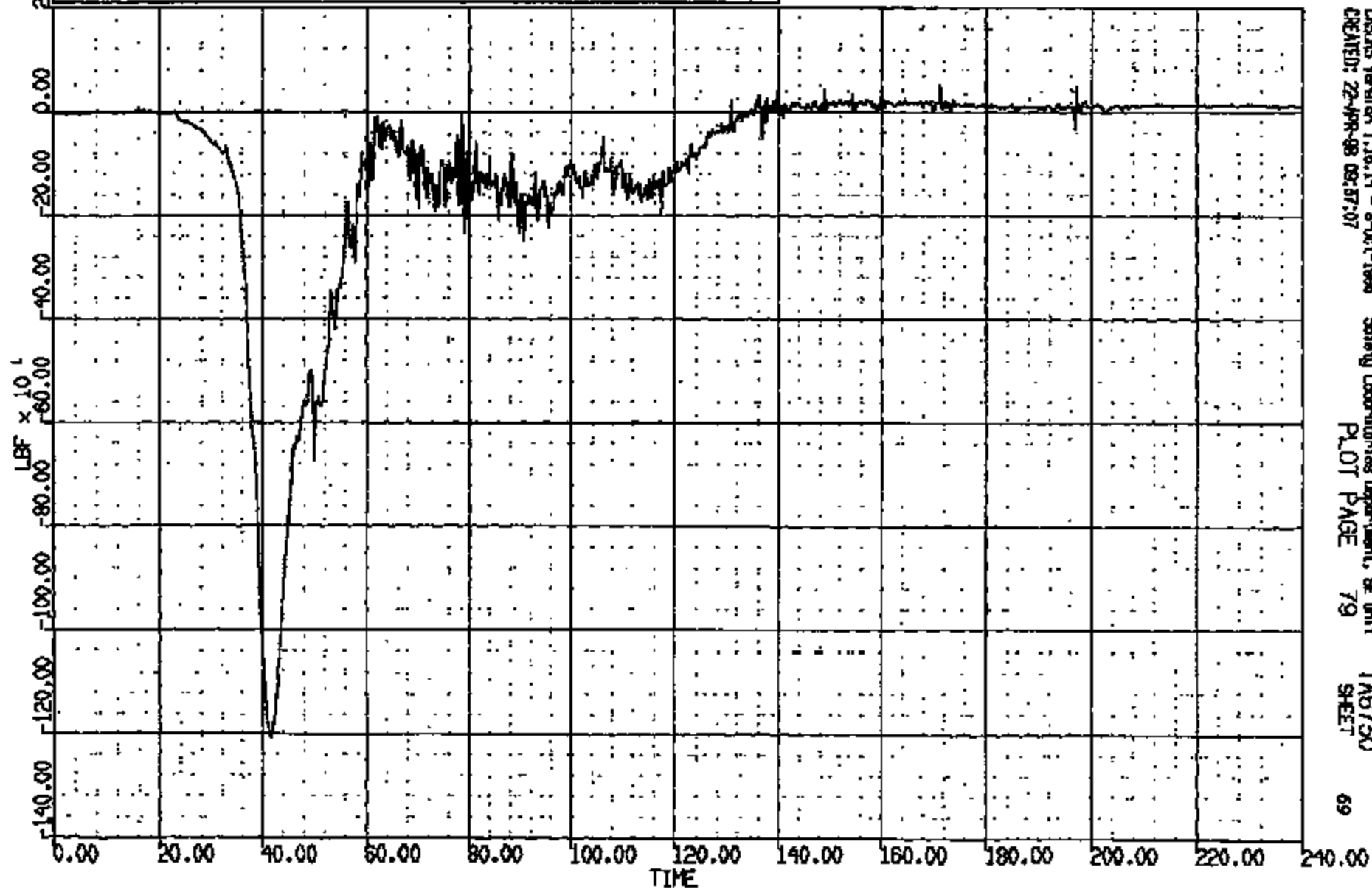
(62) CR110821 R/F DUMMY R/KNEE SW 4000C
MAX = 0.9570 at 43.10 MS MIN = -.435E-01 at -.762E-05 MS

AXIS 1



CR R: 11082 TD: TAB730 DATE: 990422 08:40:04
199900 DN-101

(45) CR11082T R/F DUMMY LAP/TIBIA LOAD FZ 600C
MAX = 51.74 at 171.2 MS MIN = -1298. at 41.60 MS **AXIS 1**

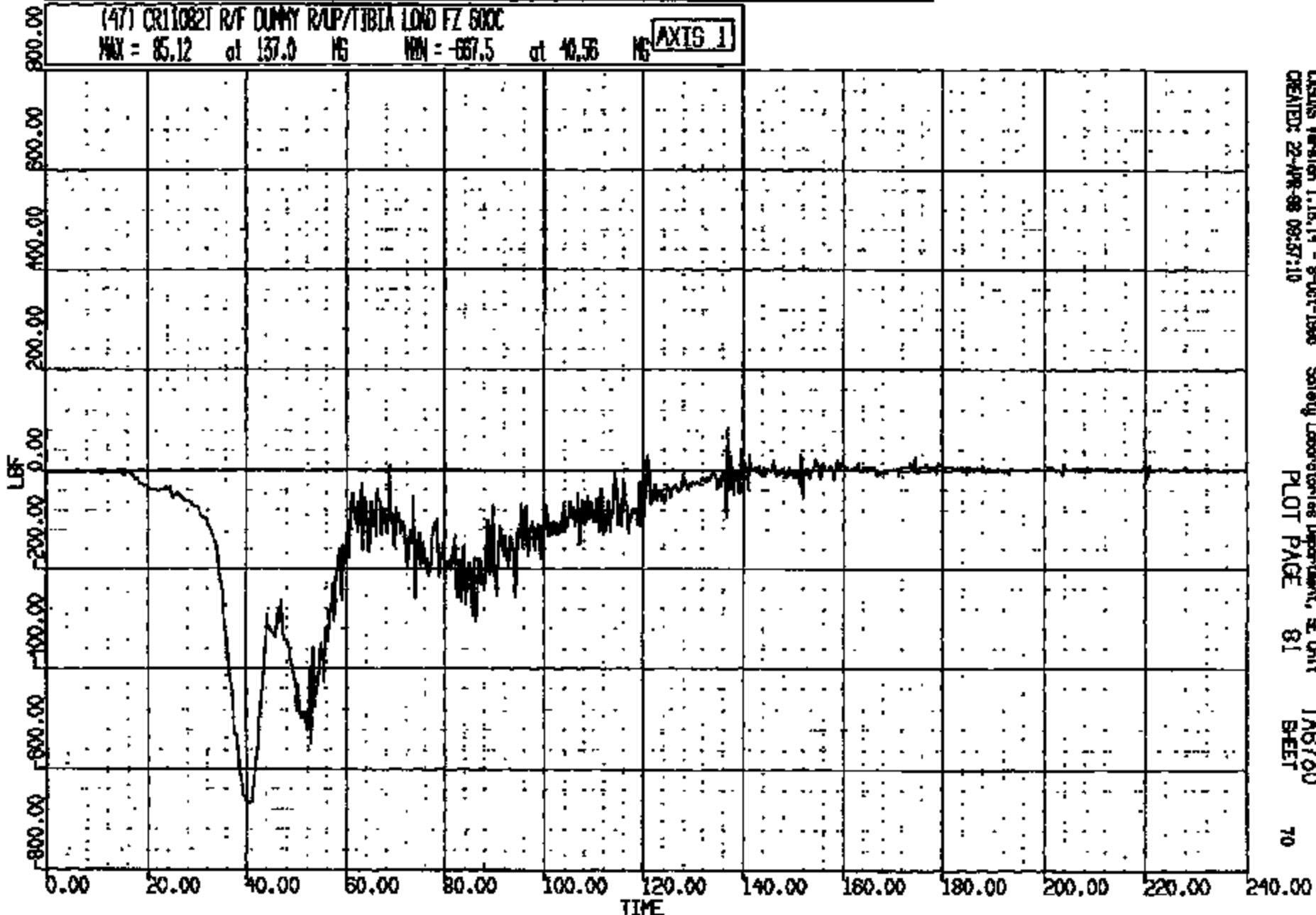


CRSIS Version 1.16.14 - 8-04-1998 Safety Laboratories Department, SE Unit TAB730
CREATED: 22-APR-98 08:37:07 PLOT PAGE 79 SHEET 69

CRTS 0011082

CR R: 11082 TO: TA6730 DATE: 880422 08:40:04
199800 DN-101

(47) CR11082T R/F DUMMY R/UP/TIBIA LOAD FZ 500C
MAX = 85.12 at 137.0 MG MIN = -667.5 at 40.56 MG **AXIS 1**

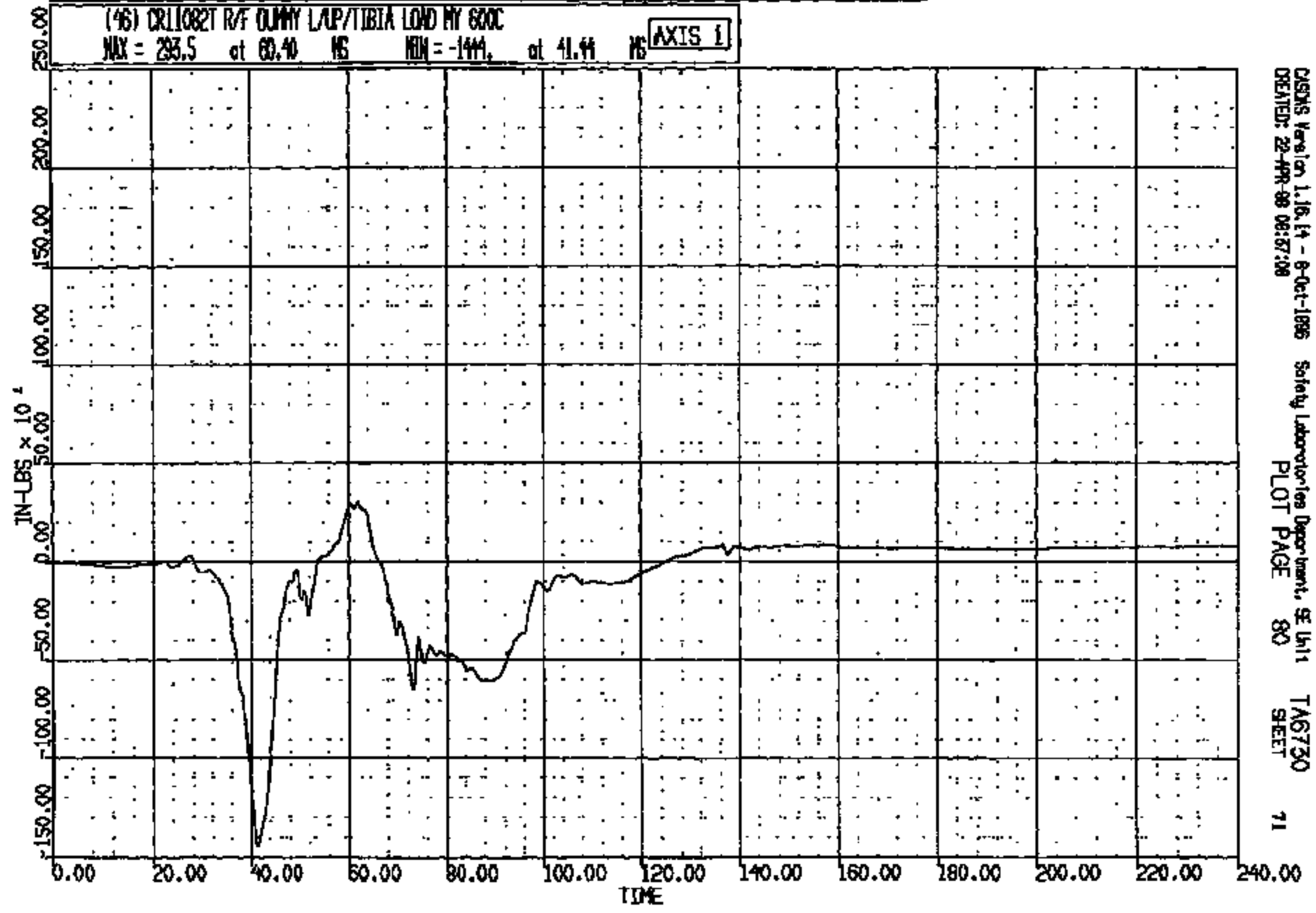


CASUS Version 1.1B.14 - 9-Oct-1986 Safety Laboratories Department, SE Unit
CREATED: 22-APR-88 08:57:10 PLOT PAGE 81 TA6730 SHEET 70

CRTS 0011082

CR R: 11082 TO: TA6730 DATE: 880422 08:40:04
199900 DN-101

(46) CR11082T R/F DUMMY LAP/TIBIA LOAD MY 600C
MAX = 233.5 at 60.40 MS MIN = -144.4 at 41.44 MS **AXIS 1**

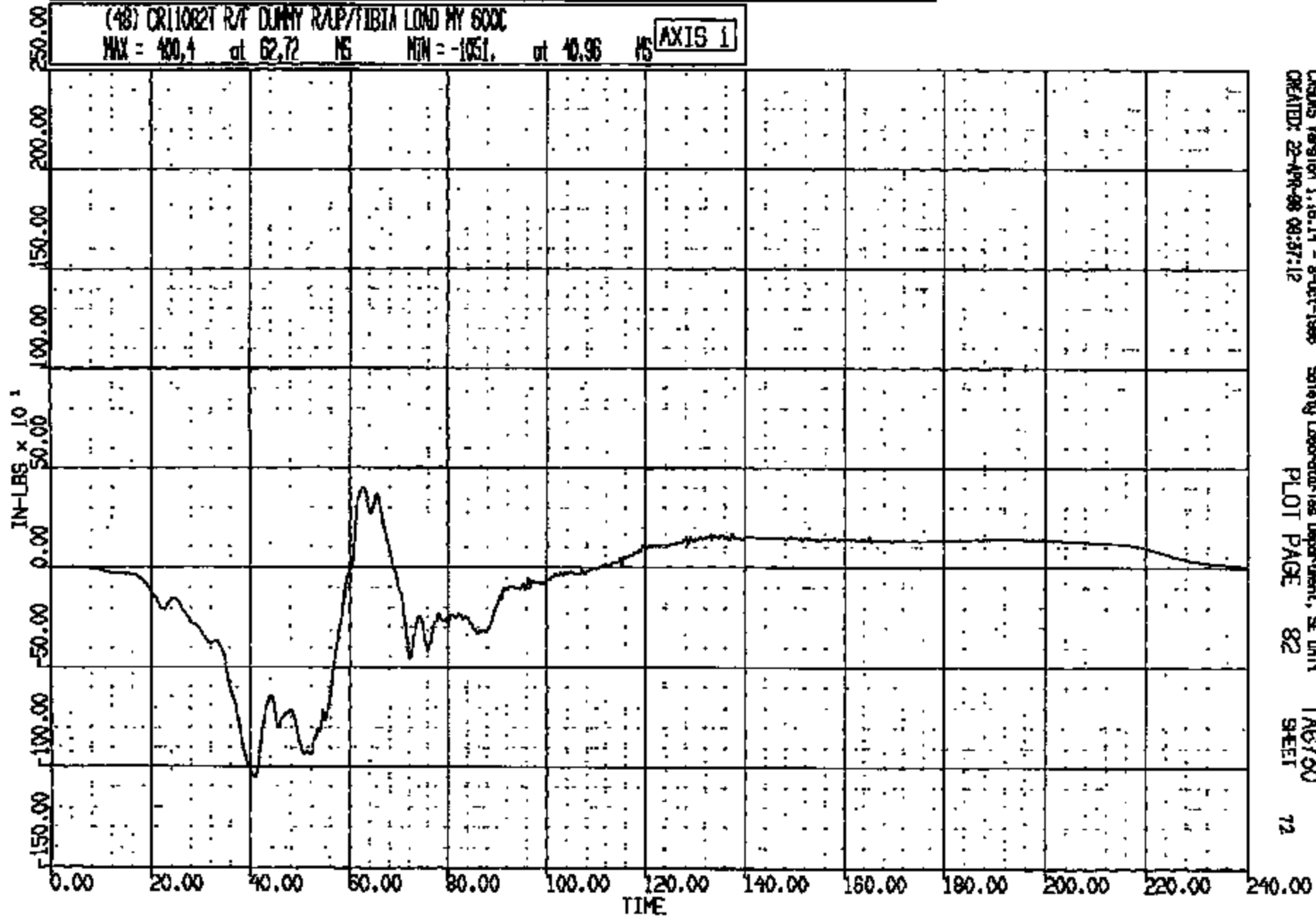


CRTS Version 1.16.14 - 8-Oct-1985 Safety Laboratories Department, SE Unit
CREATED: 22-APR-88 08:57:08 PLOT PAGE 80 SHEET 71

CRTS 0011082

CR R: 11082 TO: TAG730 DATE: 880422 08:40:04
198900 DN-101

(48) CR11082T R/F DUMMY R/P/TIBIA LOAD MY 600C
MAX = 400.4 at 62.72 MS MIN = -105.1 at 40.96 MS **AXIS 1**

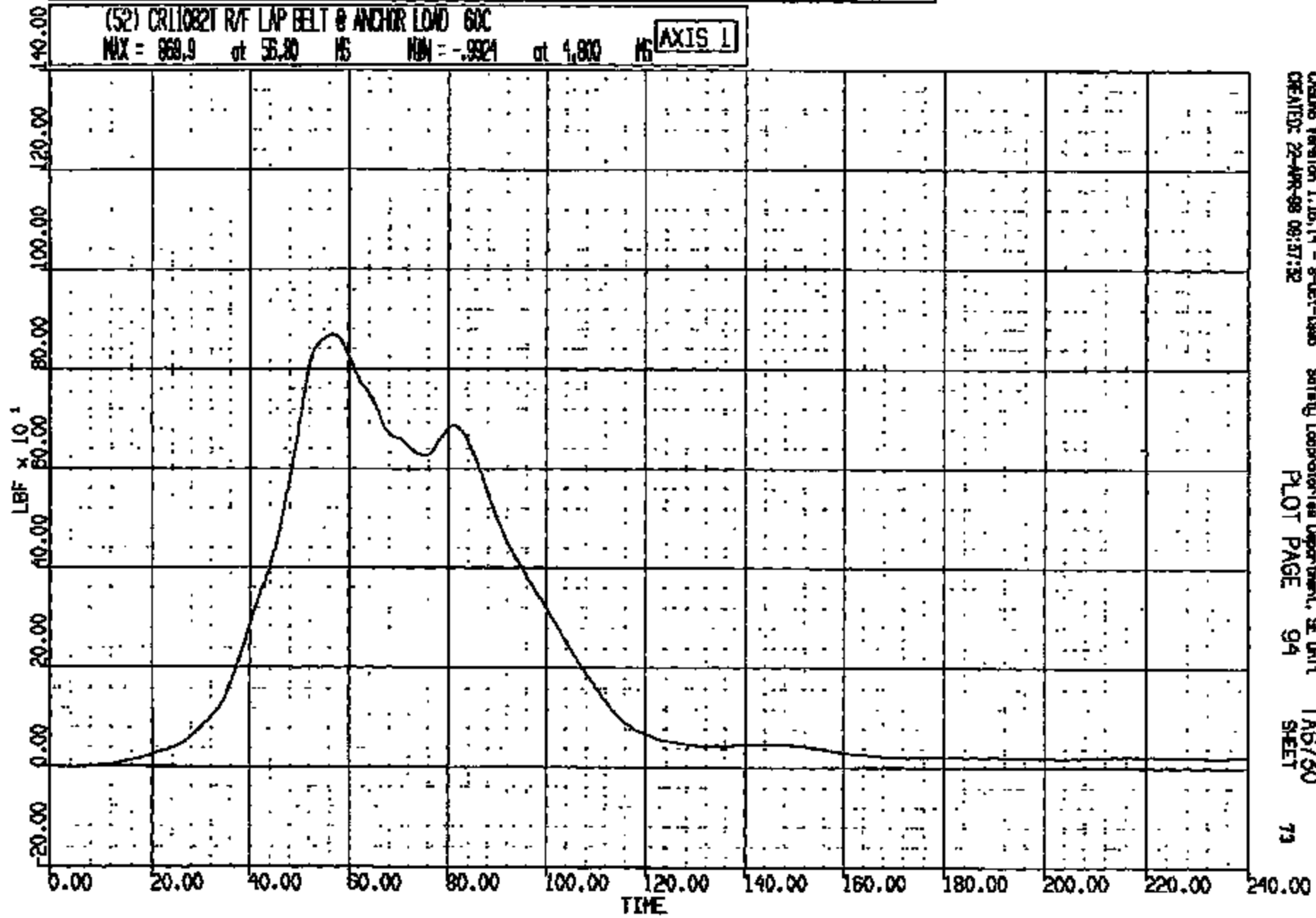


CRAMS Version 1.15.14 - 8-Oct-1988 Safety Laboratories Department, SE Unit
CREATED: 22-APR-88 08:37:12 PLOT PAGE 82 TAG730 SHEET 72

CRTS 0011082

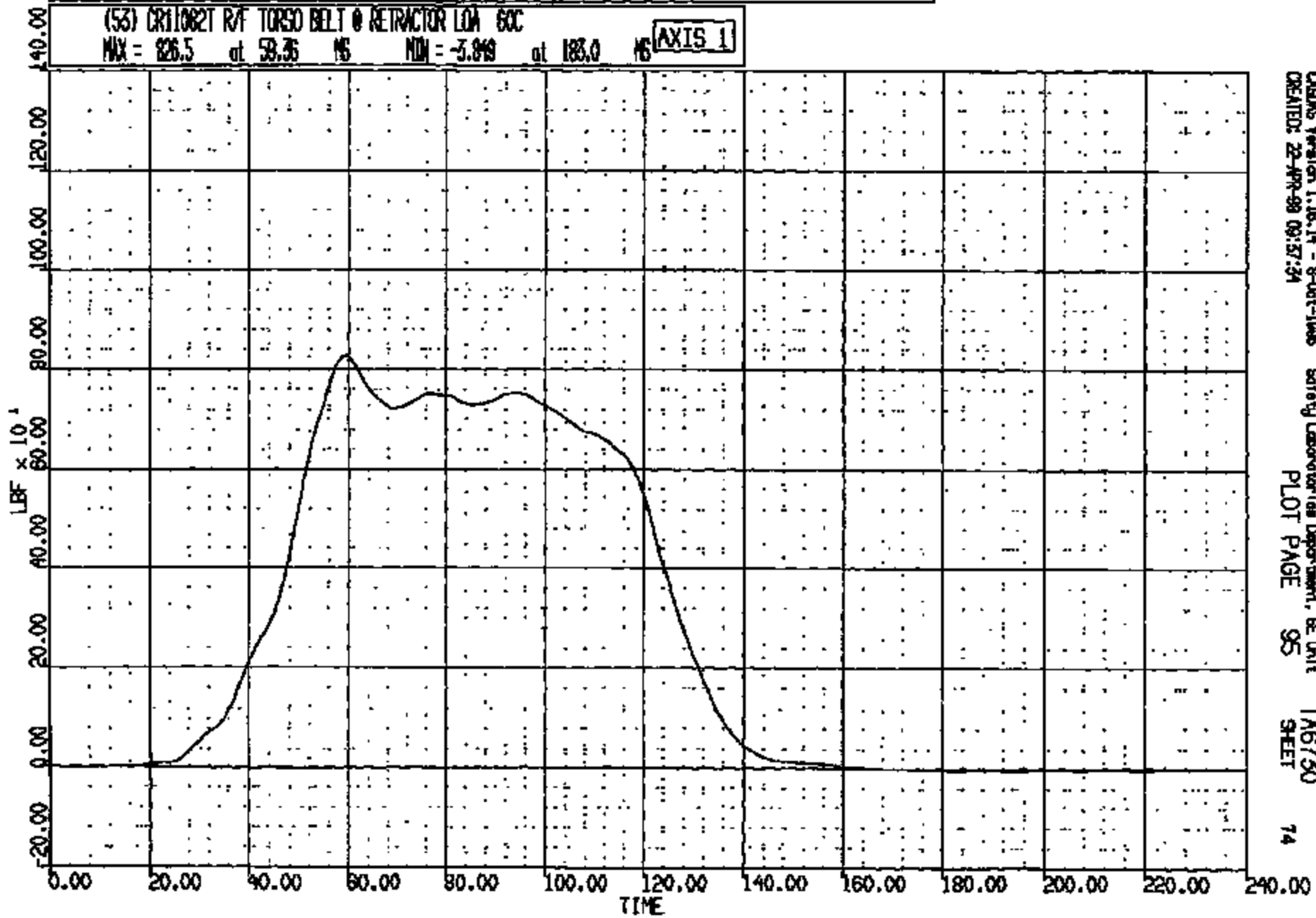
CR R: 11082 TO: TAB730 DATE: 980422 08:40:04
199900 DN-101

(52) CRL10821 R/F LAP BELT @ ANCHOR LOAD 60C
MAX = 868.9 at 56.80 MS MIN = -.9924 at 1.800 MS **AXIS 1**



CR R: 11082 TO: TAG730 DATE: 980422 08:40:04
199900 DN-101

(53) CR11082T R/F TORSO BELT @ RETRACTOR LOA 60C
MAX = 826.5 at 58.36 MS MIN = -3.849 at 183.0 MS **AXIS 1**

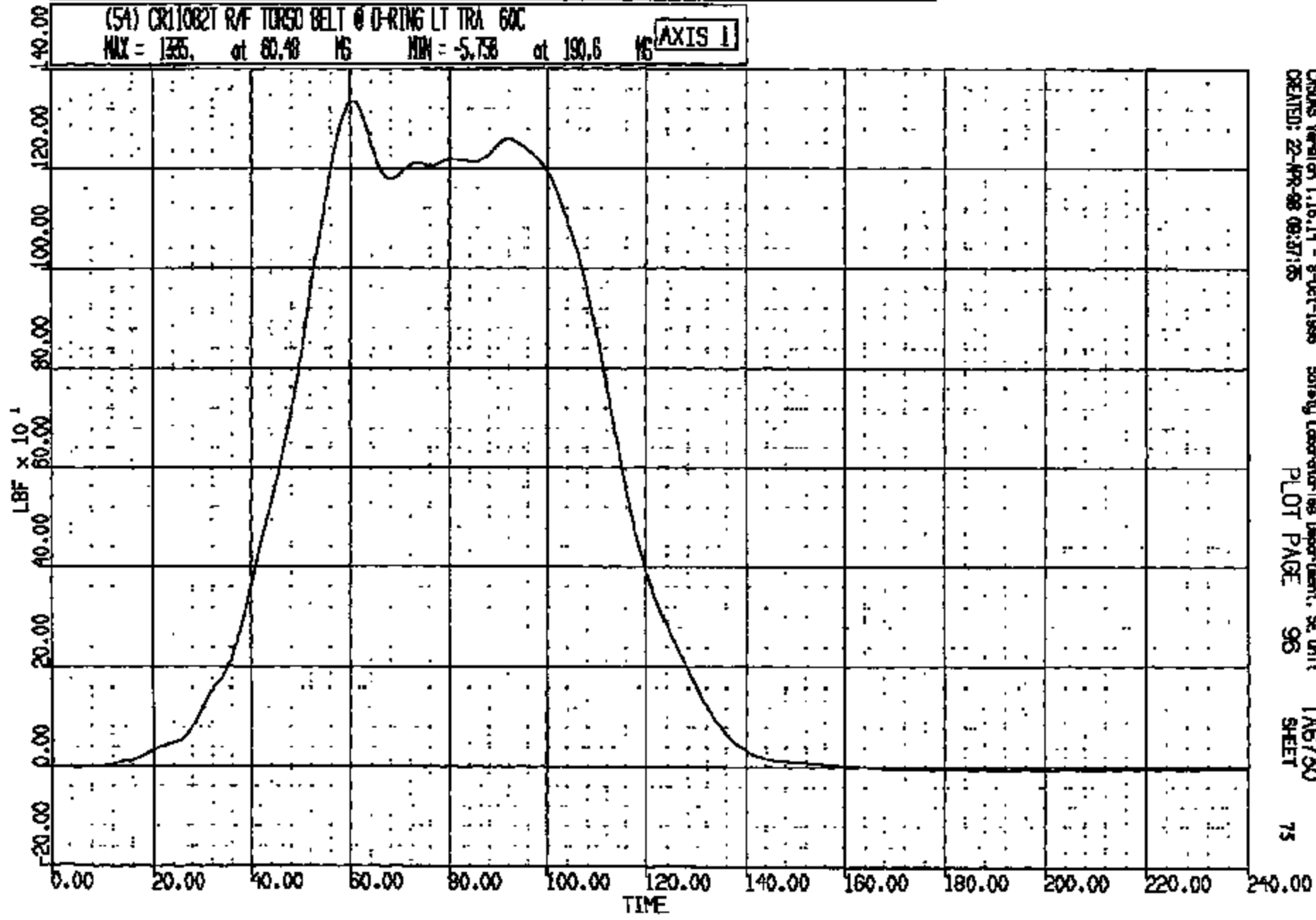


CASDS Version 1.18.14 - 9-Oct-1998 Safety Laboratories Department, BE Unit TAG730
CREATED: 22-APR-98 09:57:34 PLOT PAGE 95 SHEET 74

CRIS 0011082

CR R: 11082 TO: TA6730 DATE: 880422 08:40:04
189900 DN-101

(5A) CR11082T R/F TORSO BELT @ D-RING LT TRA 60C
MAX = 1335. at 80.40 MS MIN = -5.758 at 190.6 MS **AXIS 1**

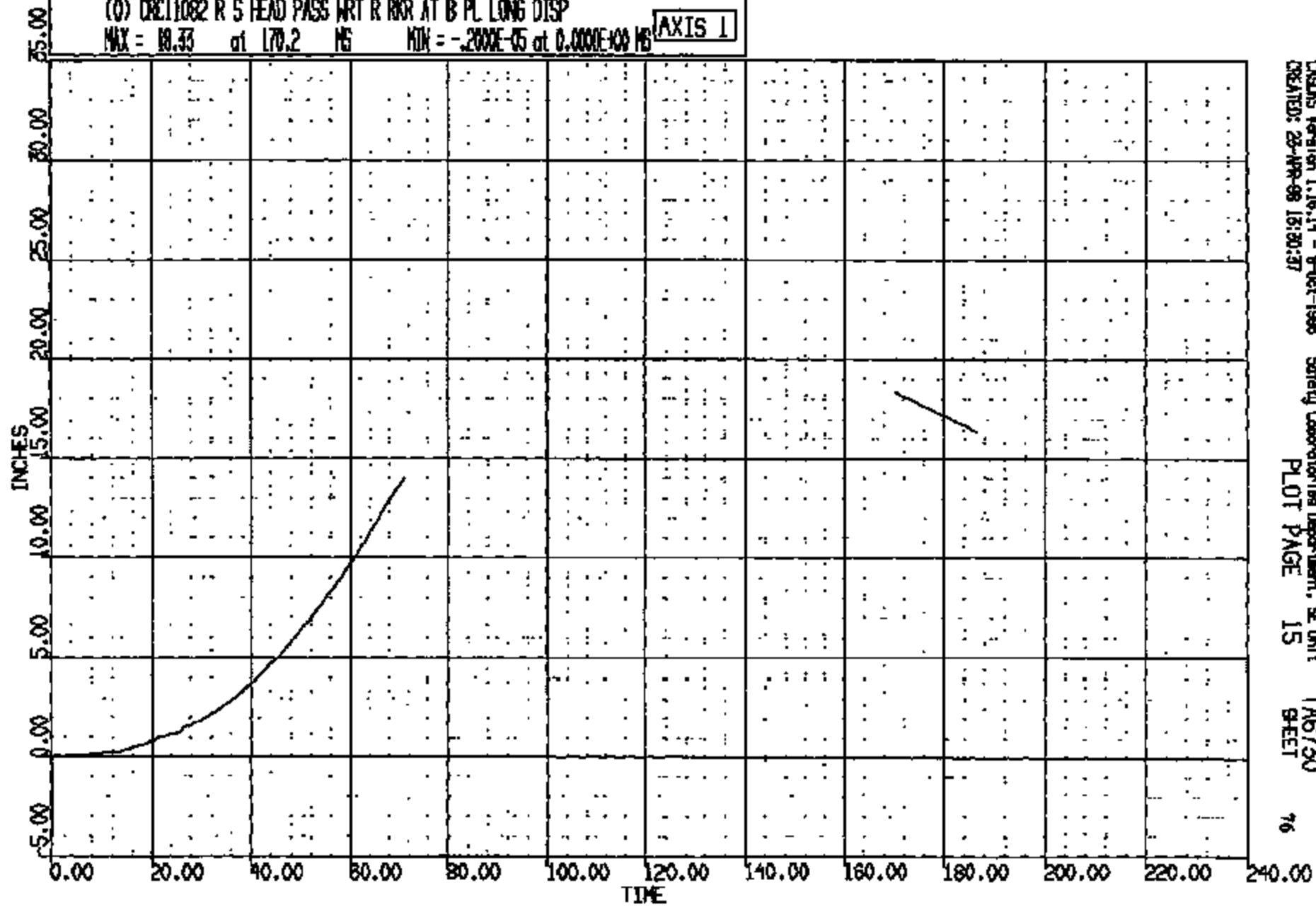


CRS005 Verbal on 1.16.14 - 8-Oct-1988 Safety Laboratories Department, SE Unit TA6730
CREATED: 22-APR-98 08:37:25 PLOT PAGE 96 SHEET 75

CRIS 0011082

CR R: 11082 YD: TA6730 DATE: 880422 08:40:04
198800 DN-101

(0) CR11082 R 5 HEAD PASS WRT R RNR AT B PL LONG DISP
MAX = 18.33 at 170.2 MS MIN = -.2000E-05 at 0.000E+00 MS **AXIS 1**

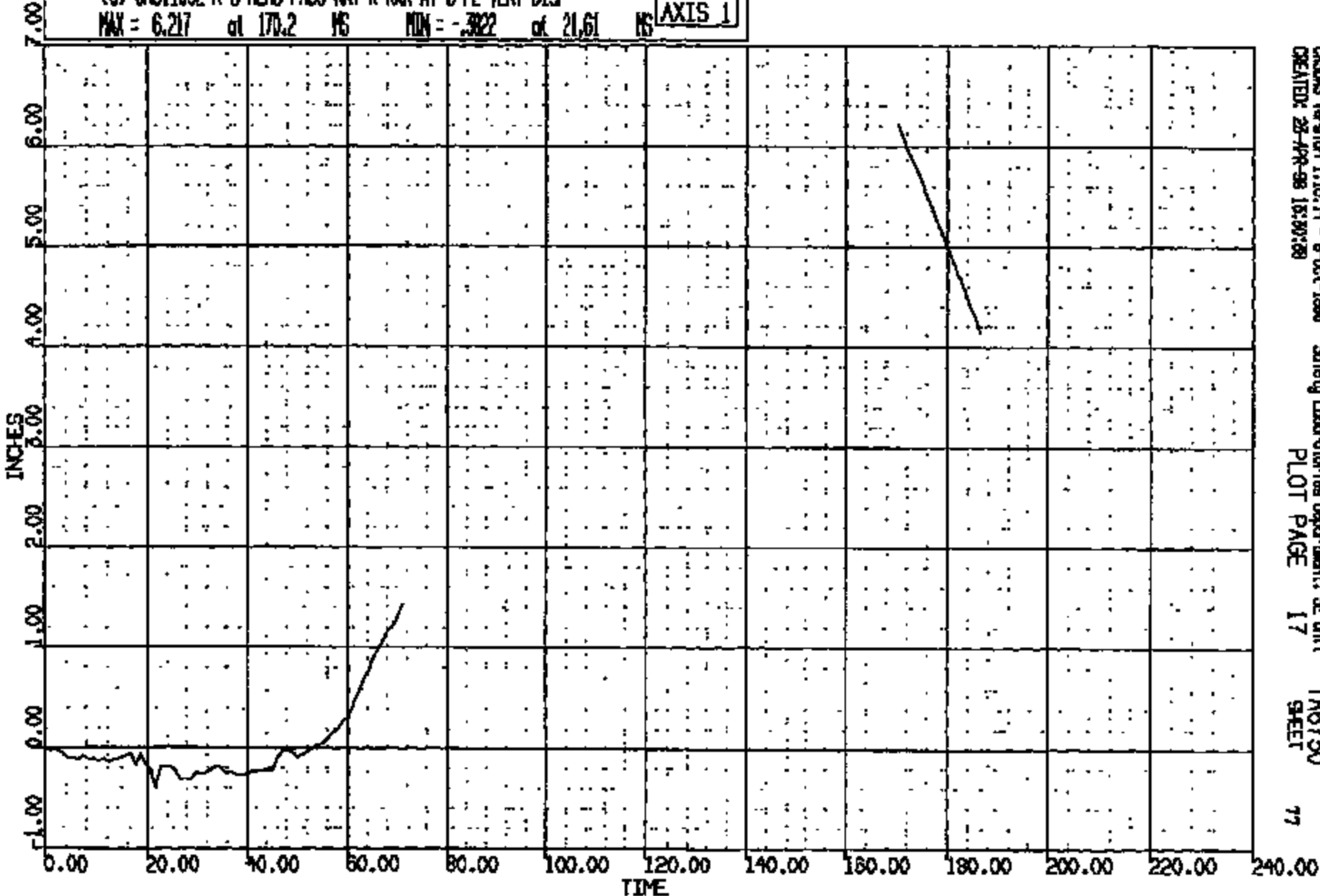


CRYSIS Version 1.16.14 - 9-Oct-1988 Safety Laboratories Department, SE Unit
CREATED: 25-APR-98 15:30:37
TA6730
PLOT PAGE 15 SHEET 76

CRIS 0011082

CR R: 11082 TO: TAB730 DATE: 980422 08:40:04
189900 DN-101

(0) CR11082 R 5 HEAD PASS WRT R RKR AT B PL VERT DISP
MAX = 6.217 at 170.2 MS MIN = -3.922 at 21.61 MS **AXIS 1**

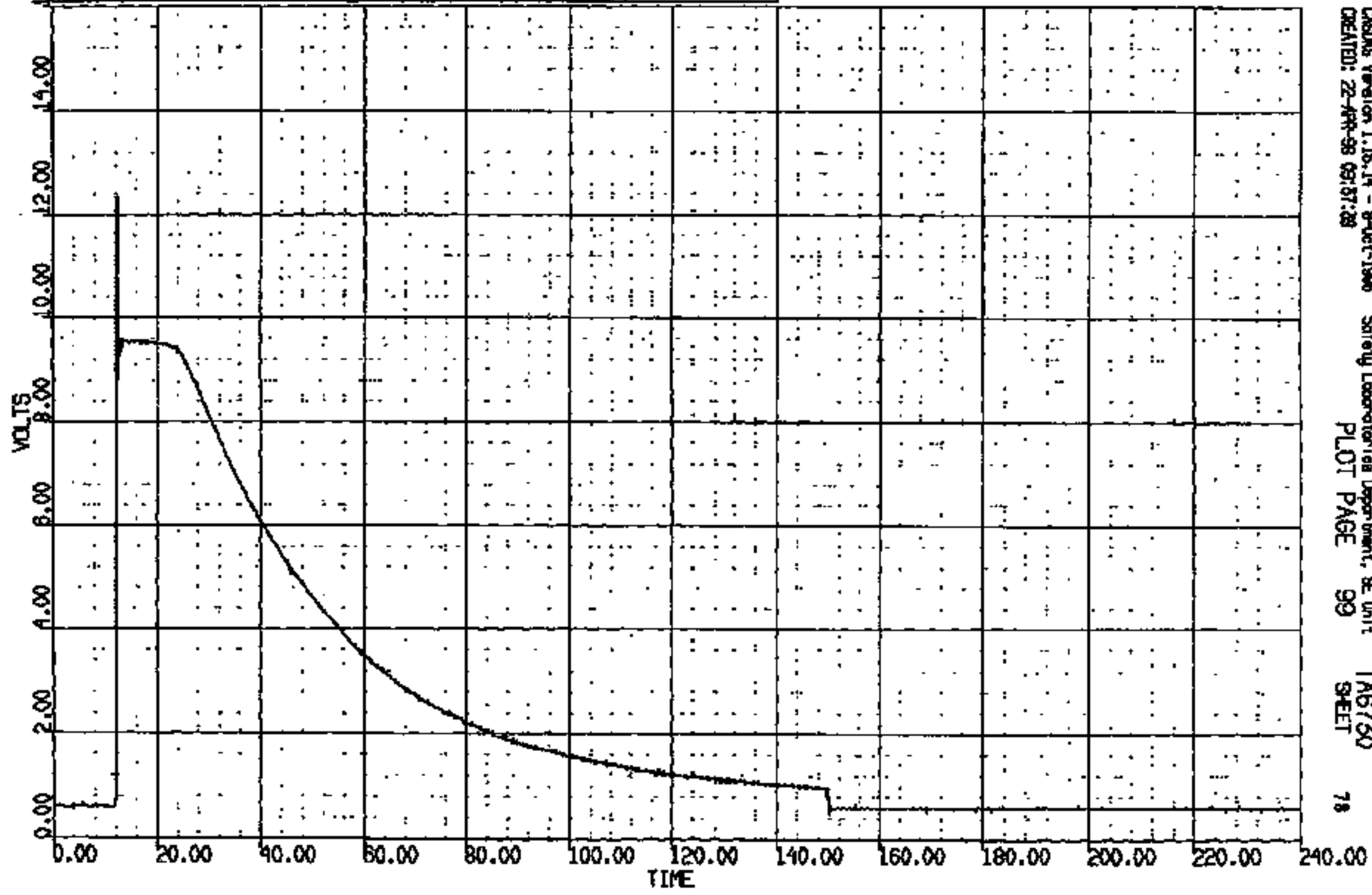


CADDS Version 1.16.14 - 8-Oct-1998 Safety Laboratories Department, GE Unit
CREATED: 25-APR-98 15:30:28 PLOT PAGE 17 SHEET 77
TAB730

CRTS 0011082

CR R: 11082 TD: TA6730 DATE: 980422 08:40:04
189900 DN-101

(65) CR11082T DRIVER SOURCE VOLTAGE 4000C
MAX = 12.33 at 12.29 MS MIN = 0.4883 at 150.1 MS **AXIS 1**

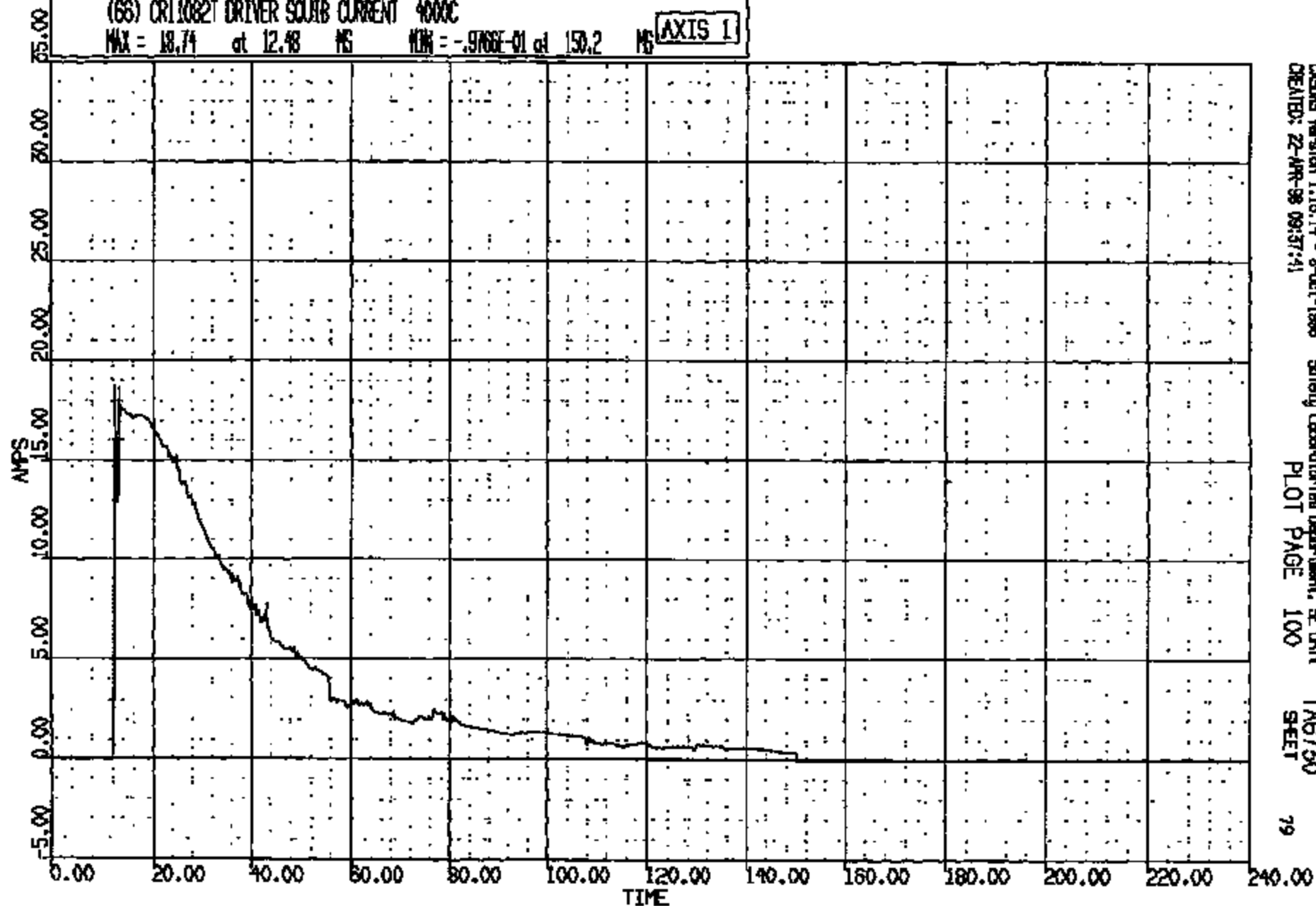


CRS/MS Version 1.18.14 - 8-Oct-1998 Safety Laboratories Department, SE Unit
CREATED: 22-APR-98 09:57:28 PLOT PAGE 99 SHEET 78

CRIS 0011082

CR R: 11082 TO: TAB730 DATE: 980422 08:40:04
199900 DN-101

(66) CR11082T DRIVER SOUTH CURRENT 4000C
MAX = 18.74 at 12.48 MS MIN = -.9766E-01 at 150.2 MS **AXIS 1**

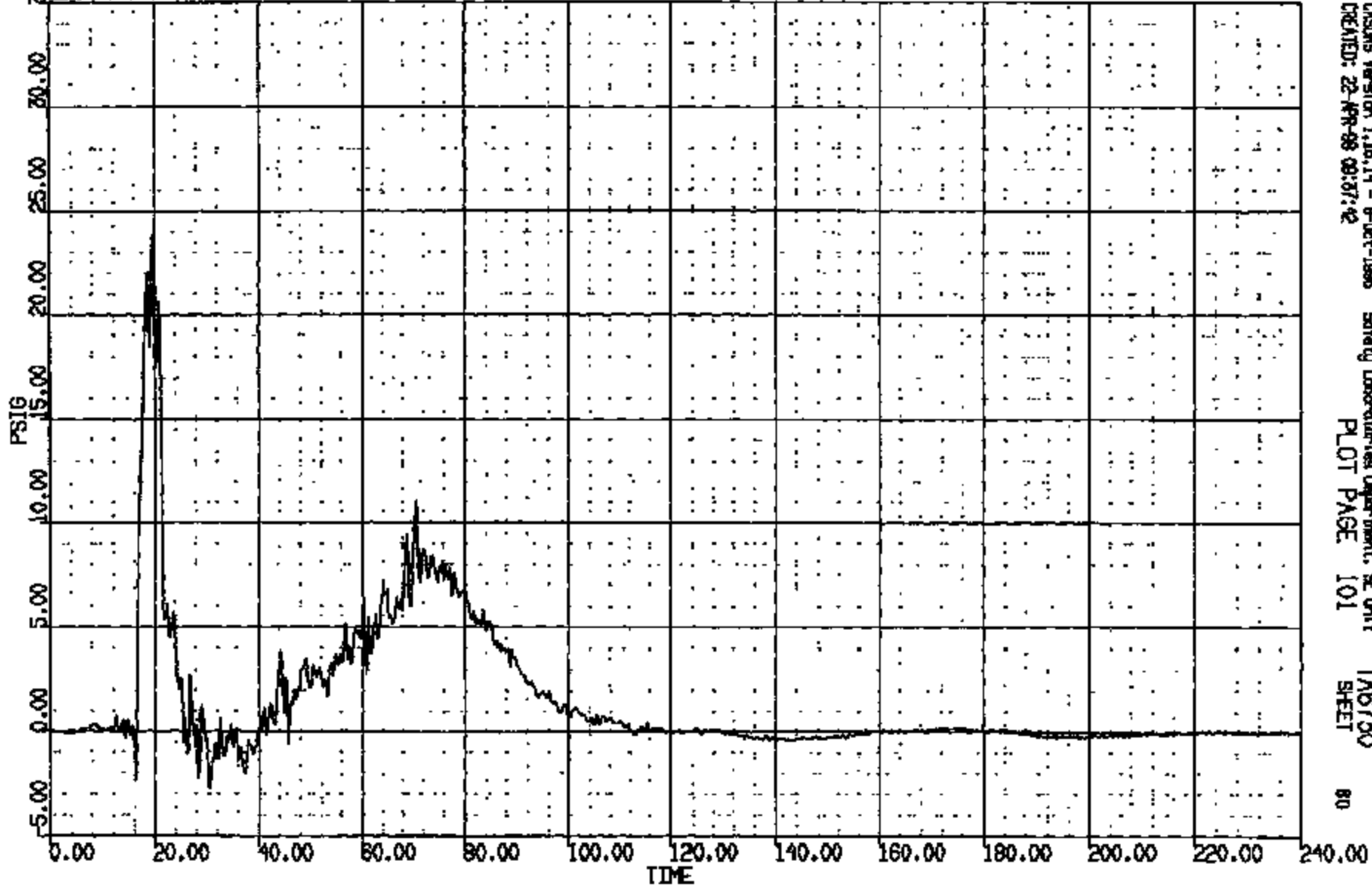


CRS08 Version 1.16.14 - 8-Oct-1998 Safety Laboratories Department, SE Unit
CREATED: 22-APR-98 09:37:41
PLOT PAGE 100 SHEET 79

CRIS 0011082

CR R: 11082 TO: TA6730 DATE: 880422 08:40:04
199800 DN-101

(67) CR11082T DRIVER BAG PRESSURE 1000C
MAX = 23.85 at 19.88 MS MIN = -2.684 at 30.72 MS **AXIS 1**



CADMS Version 1.16.14 - 8-Oct-1998 Safety Laboratories Department, SE Unit TA6730
CREATED: 22-APR-98 09:37:42 PLOT PAGE 101 SHEET 80

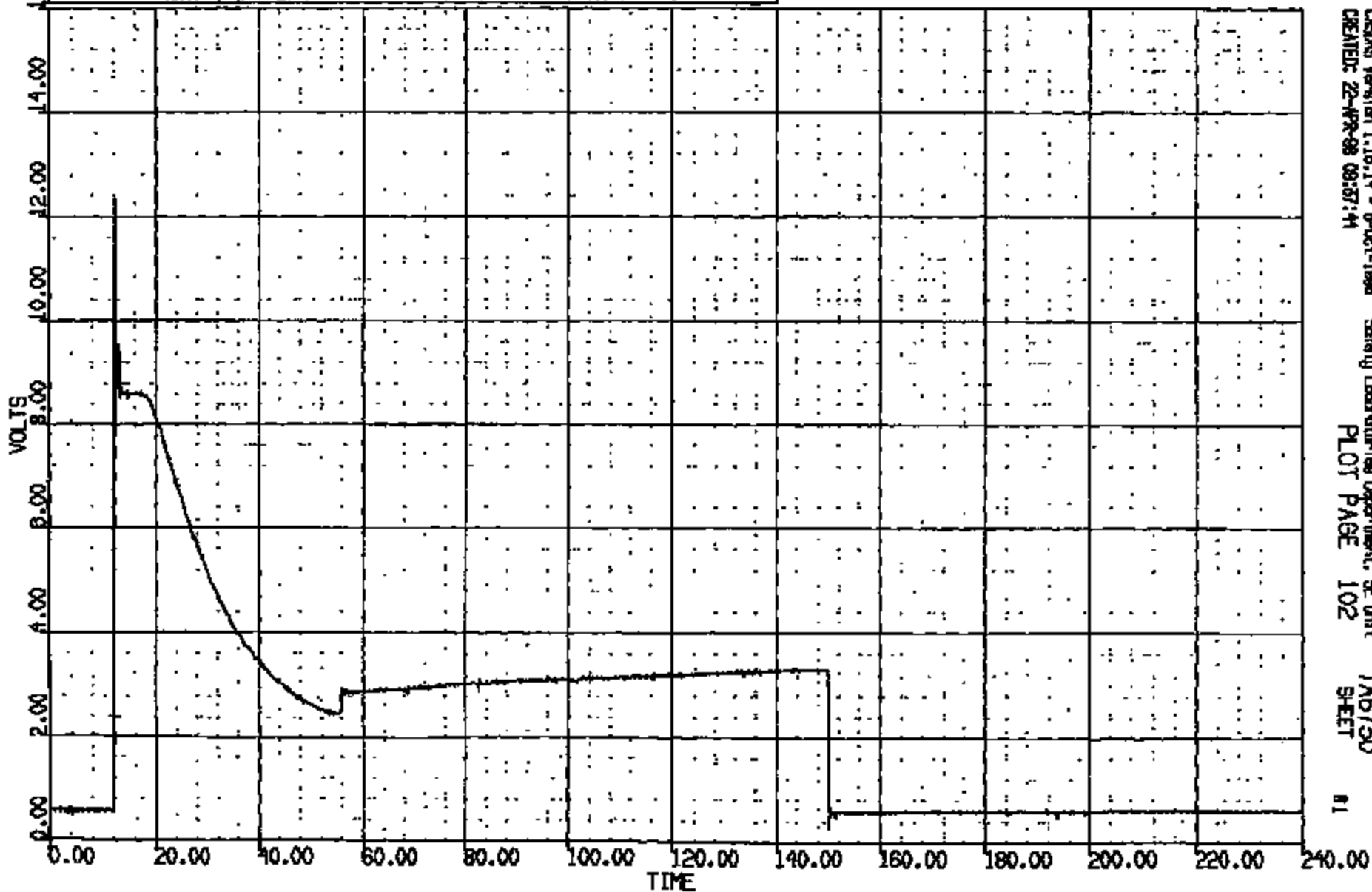
CRTS 0011082

CR# R: 11082 TO: TA6730 DATE: 980422 08:40:04
189900 DN-101

(68) CR11082T PASSENGER SQUIB VOLTAGE 4000C

MAX = 12.33 at 12.24 MS MIN = 0.2686 at 150.1 MS

AXIS 1



CRSAS Version 1.16.14 - 9-Oct-1998 Safety Laboratories Department, SE Unit TAB730
CREATED: 22-APR-98 09:57:44 PLOT PAGE 102 SHEET #1

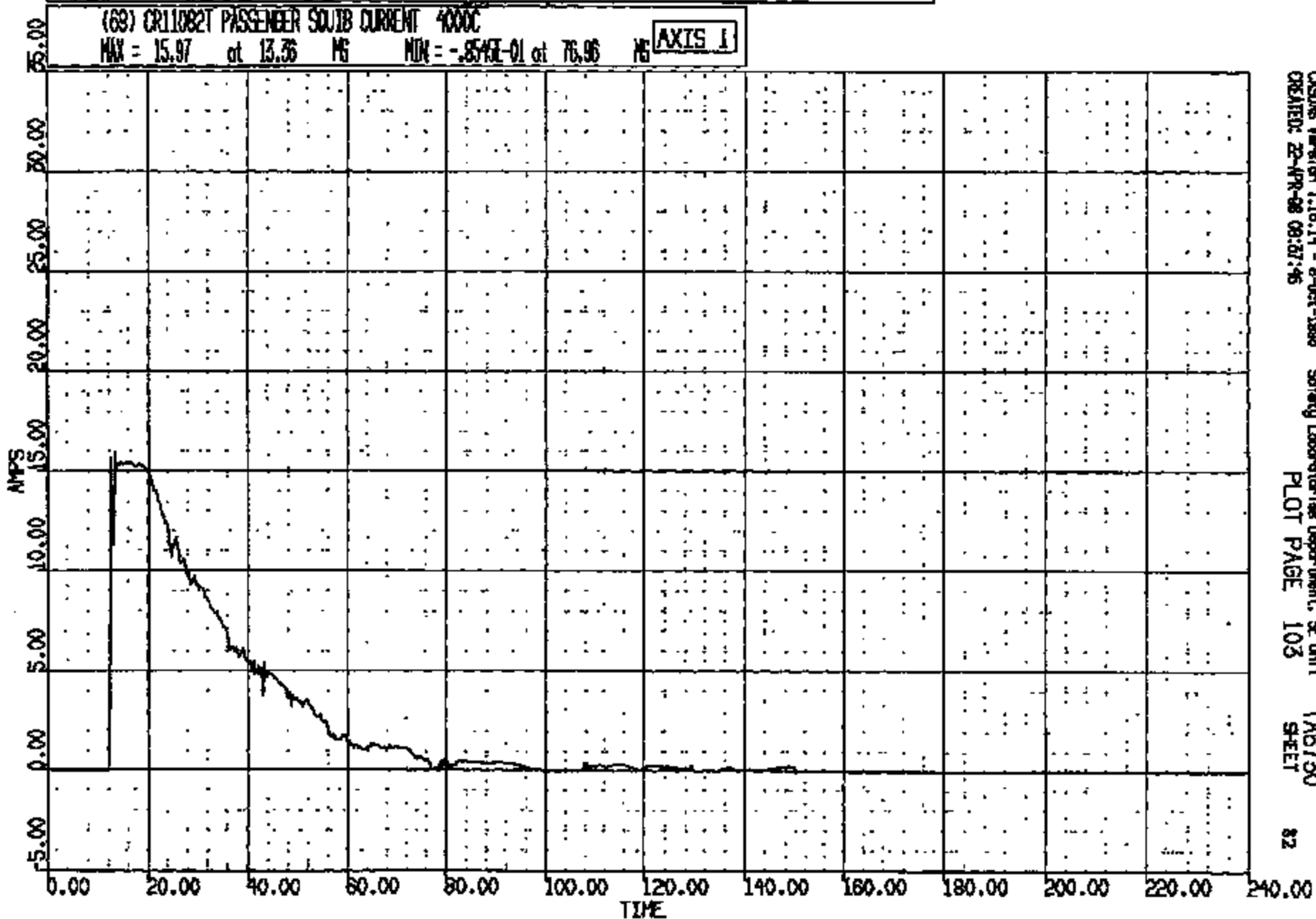
CRIS 0011082

CR R: 11082 TO: TAB730 DATE: 880422 08:40:04
189800 DN-101

(69) CR11082T PASSENGER SQUB CURRENT 4000C

MAX = 15.97 at 13.36 MS MIN = -.854E-01 at 76.96 MS

AXIS 1



CRSING Version 1.18.14 - 8-04-1988
CREATED: 22-APR-98 08:37:46

Safety Laboratories Department, SE Unit 1
PLOT PAGE 103

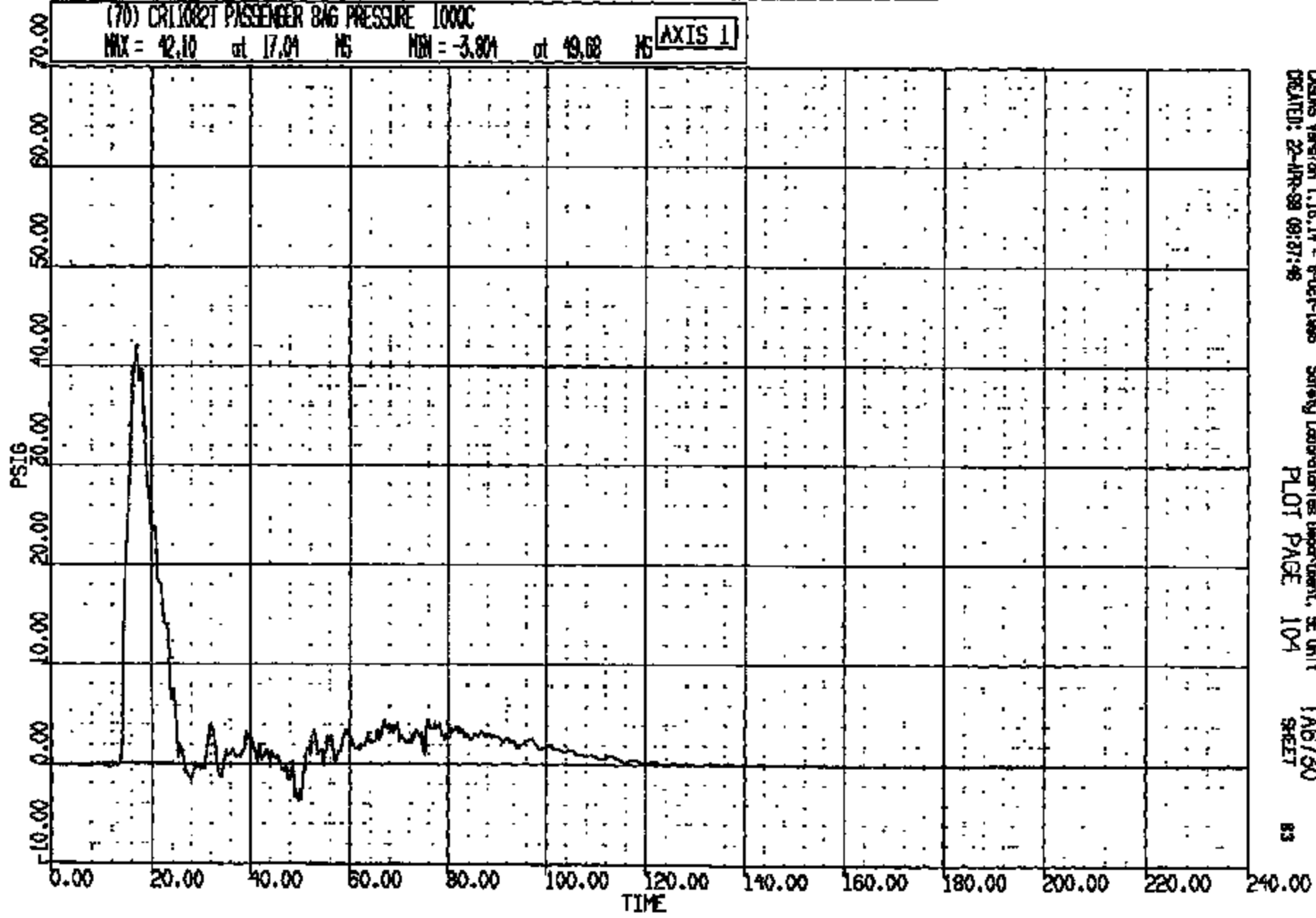
TAB730
SHEET

82

CRIS 0011082

CR R: 11082 TO: TAG730 DATE: 880422 08:40:04
189800 DN-101

(70) CRT1082T PASSENGER BAG PRESSURE 1000C
MAX = 42.10 at 17.04 MS MIN = -3.904 at 49.68 MS **AXIS 1**



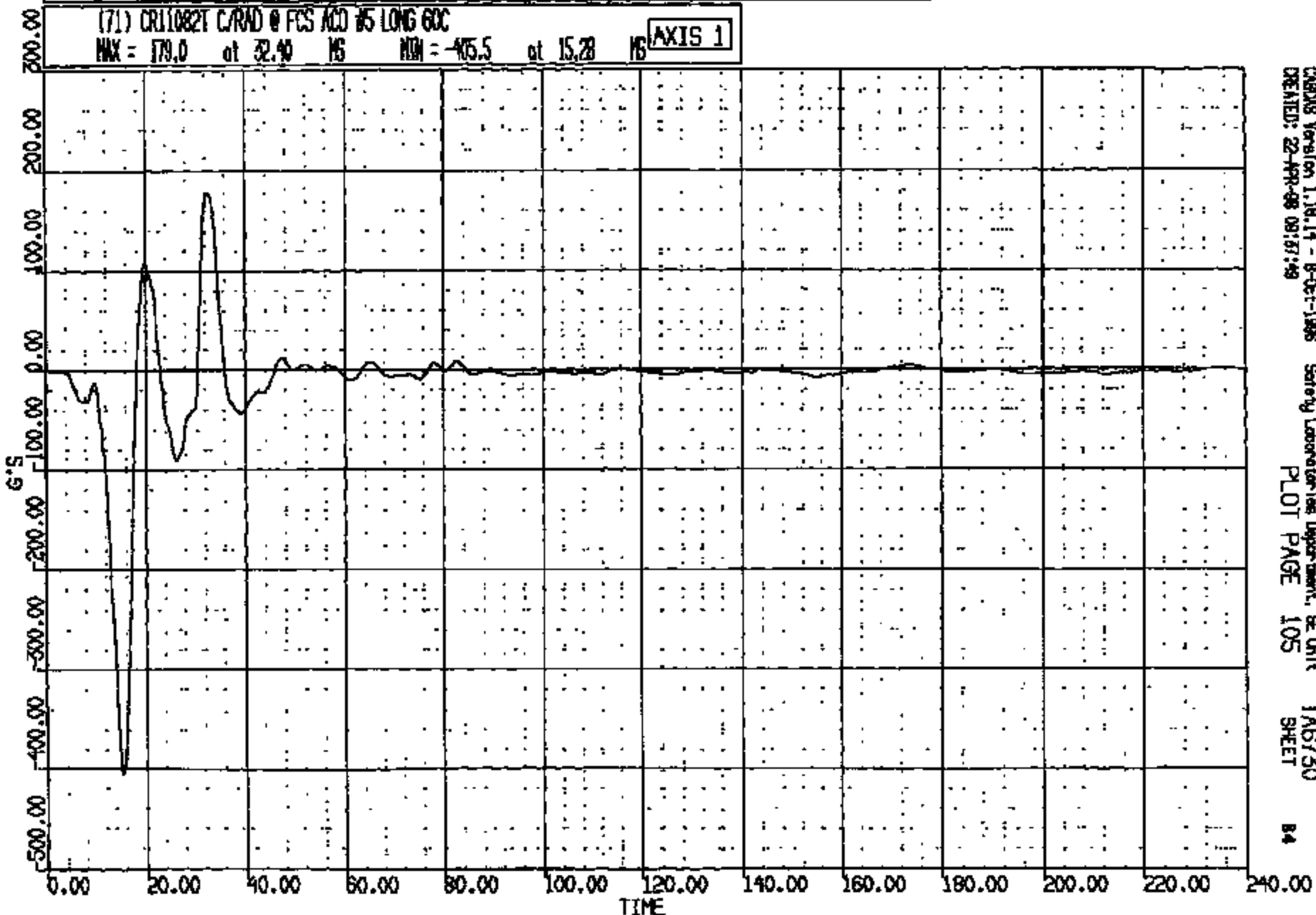
CRSINS Version 1.16.14 - 8-Oct-1988 Safety Laboratories Department, SE Unit TAG730
CREATED: 22-APR-88 09:37:48 PLOT PAGE 104 SHEET 83

CRTS 0011082

CR R: 11082 TO: TA6730 DATE: 880422 08:40:04
189900 DN-101

(71) CR11082T C/RAD @ FCS ACD #5 LONG 60C

MAX = 179.0 at 32.40 MS MIN = -405.5 at 15.28 MS **AXIS 1**



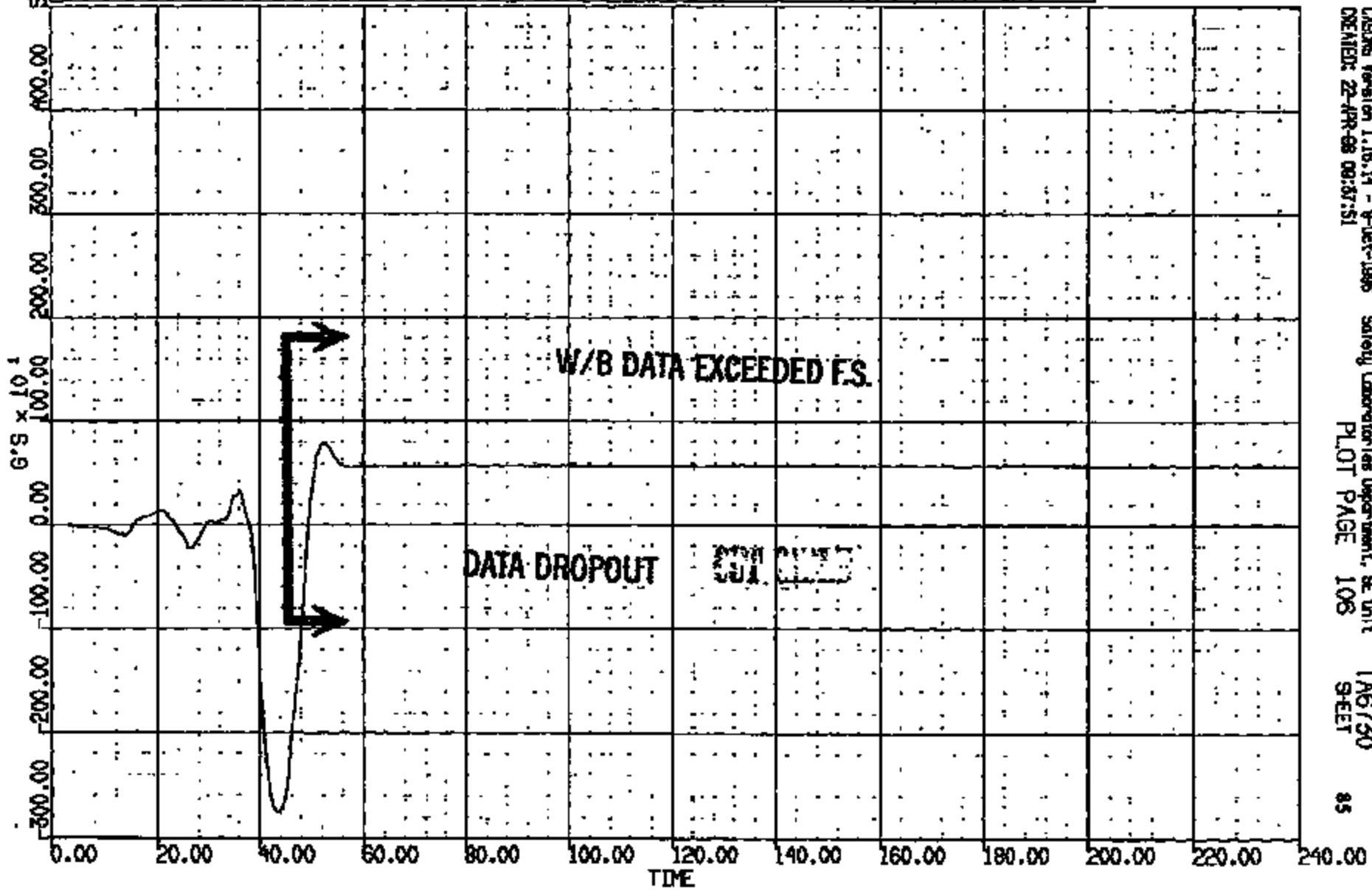
CARDIS Version 1.10.14 - 8-Oct-1986 Safety Laboratories Department, GE Unit
CREATED: 22-APR-88 09:57:49
PLOT PAGE 105
TA6730
SHEET 84

CRTS 0011082

CR R: 11082 TO: TAG730 DATE: 980422 08:40:04
180000 DN-101

(72) CR11082T C/RAD @ FCS ADD 85 WERT 60C
MAX = 787.1 at 52.32 NS MIN = -2759. at 43.60 NS **AXIS 1**

MINI KEY:
* - Histogram data exceeded full scale
o - Histogram data 250.0% of full scale
^ - All data < 12.5% of full scale
- 5% percent offset at T-zero



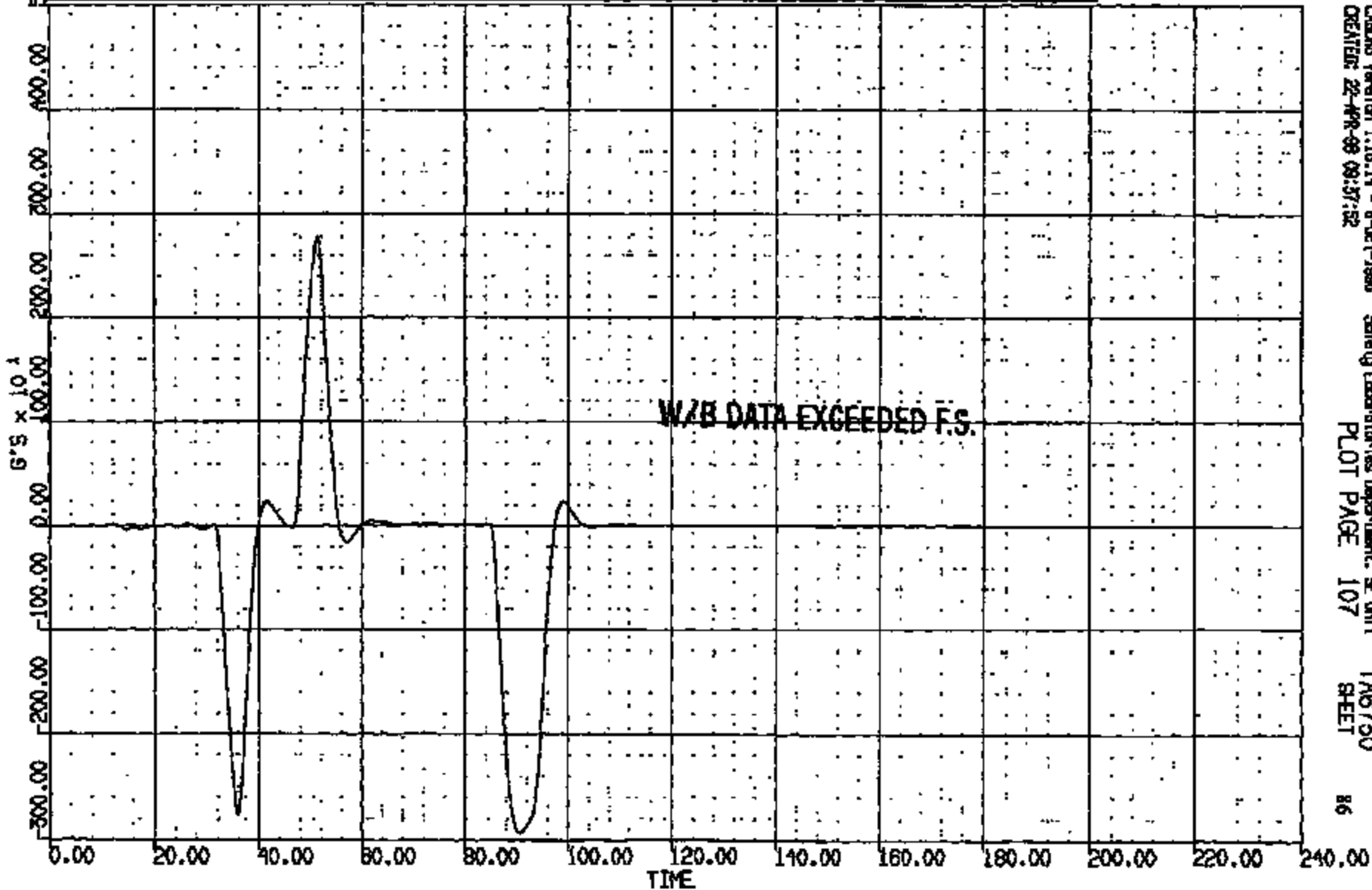
CISX86 Version 1.16.14 - 9-Oct-1996 Safety Laboratories Department, SE Unit
CREATED: 22-APR-98 08:37:51 PLOT PAGE 108 SHEET TAG730 85

CRTS 0011082

CR #: 11082 TO: TA6730 DATE: 880422 08:40:04
10000 DN-101

(73) CR11082T C/RAD @ FCS ACC #5 LAT 60C
MAX = 2779. at 51.20 MS MIN = -2800. at 90.04 MS **AXIS 1**

ANOMALY KEY:
* - W/8 data exceeded full scale
* - W/8 data 750.0% of full scale
* - All data < 10.0% of full scale
* - 21 percent offset at T-zero

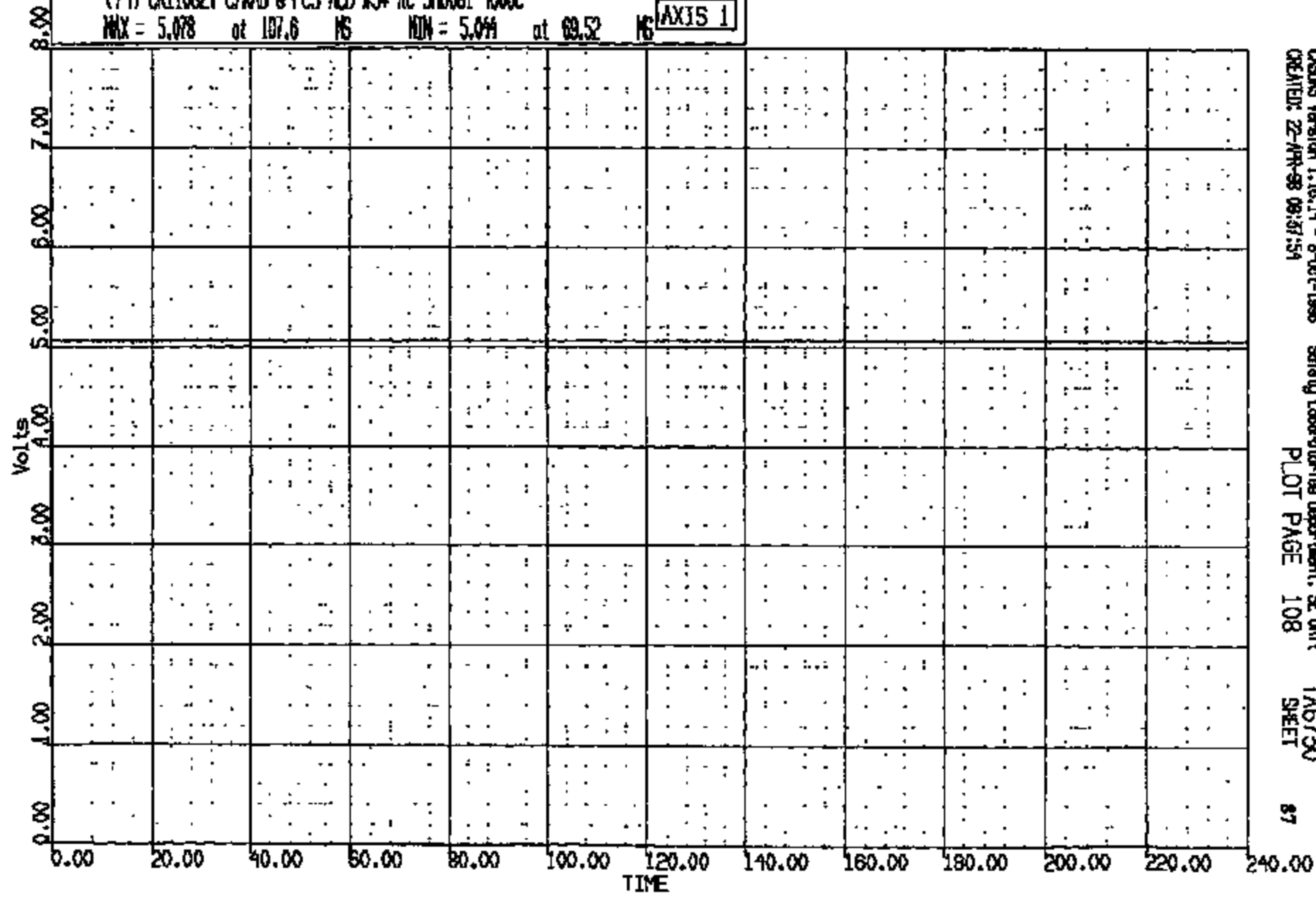


CRSIS Version 1.15.14 - 8-Oct-1988 Safety Laboratories Department, SE Unit TA6730
CREATED: 22-APR-88 09:37:52 PLOT PAGE 107 SHEET 86

CRIS 0011082

CR R: 11082 TO: TA6730 DATE: 880422 08:40:04
199900 DN-101

(74) CR11082T C/RAD @ FCS ACD AS* AC 500081 4000C
MAX = 5.078 at 107.6 MS MIN = 5.044 at 09.52 MS **AXIS 1**



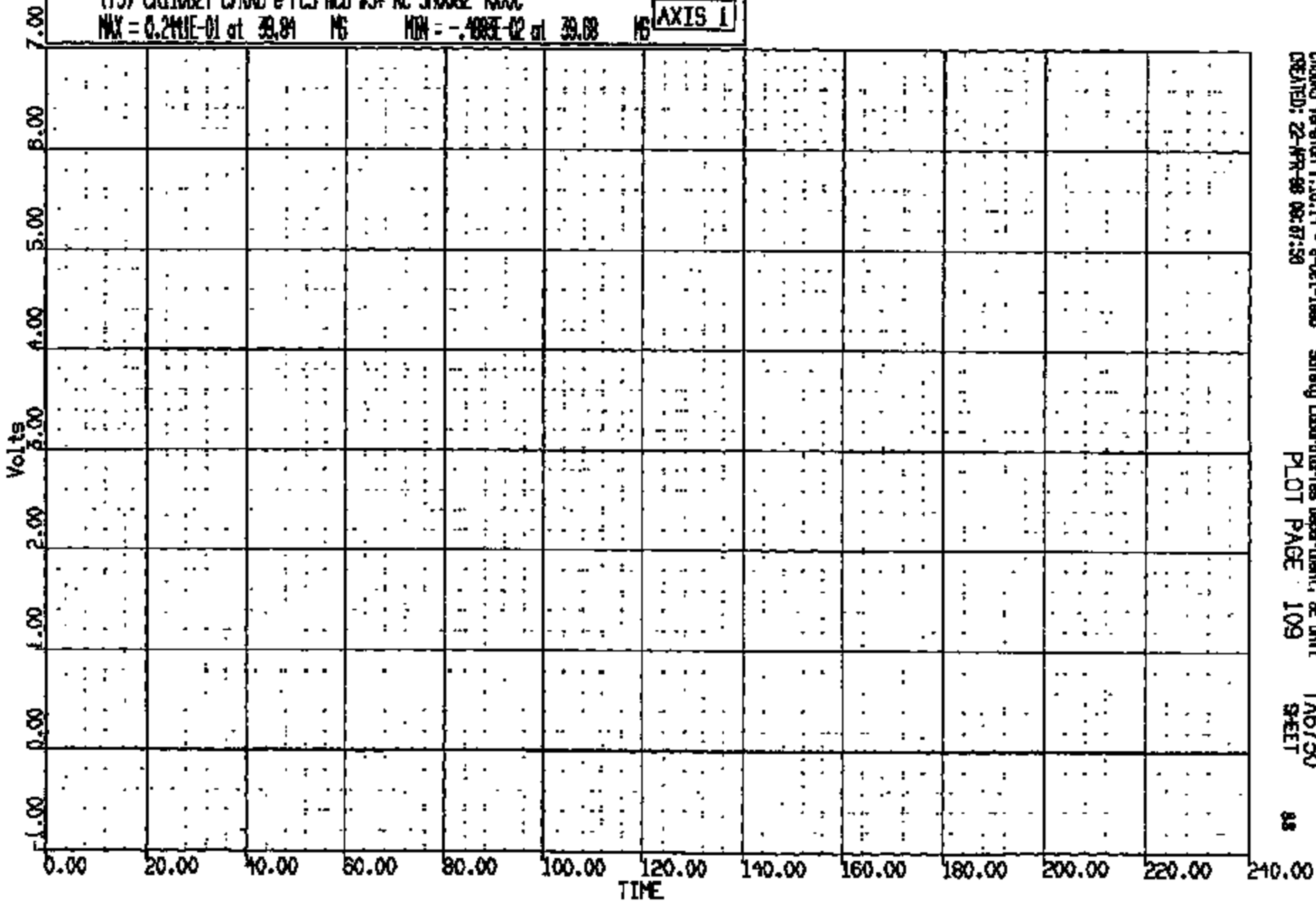
CRSIS Version 1.16.14 - 8-Oct-1995 Safety Laboratories Department, SE Unit TA6730
CREATED: 22-APR-98 09:37:54 PLOT PAGE 108 SHEET 87

CRIS 0011082

CR R: 11082 TO: TAB730 DATE: 980422 08:40:04
18800 DN-101

(75) CR11082T C/RAD @ FCS ACD #5* AC SMOOR2 400C
MAX = 0.241E-01 at 39.84 MS MIN = -.408E-02 at 39.88 MS

AXIS 1

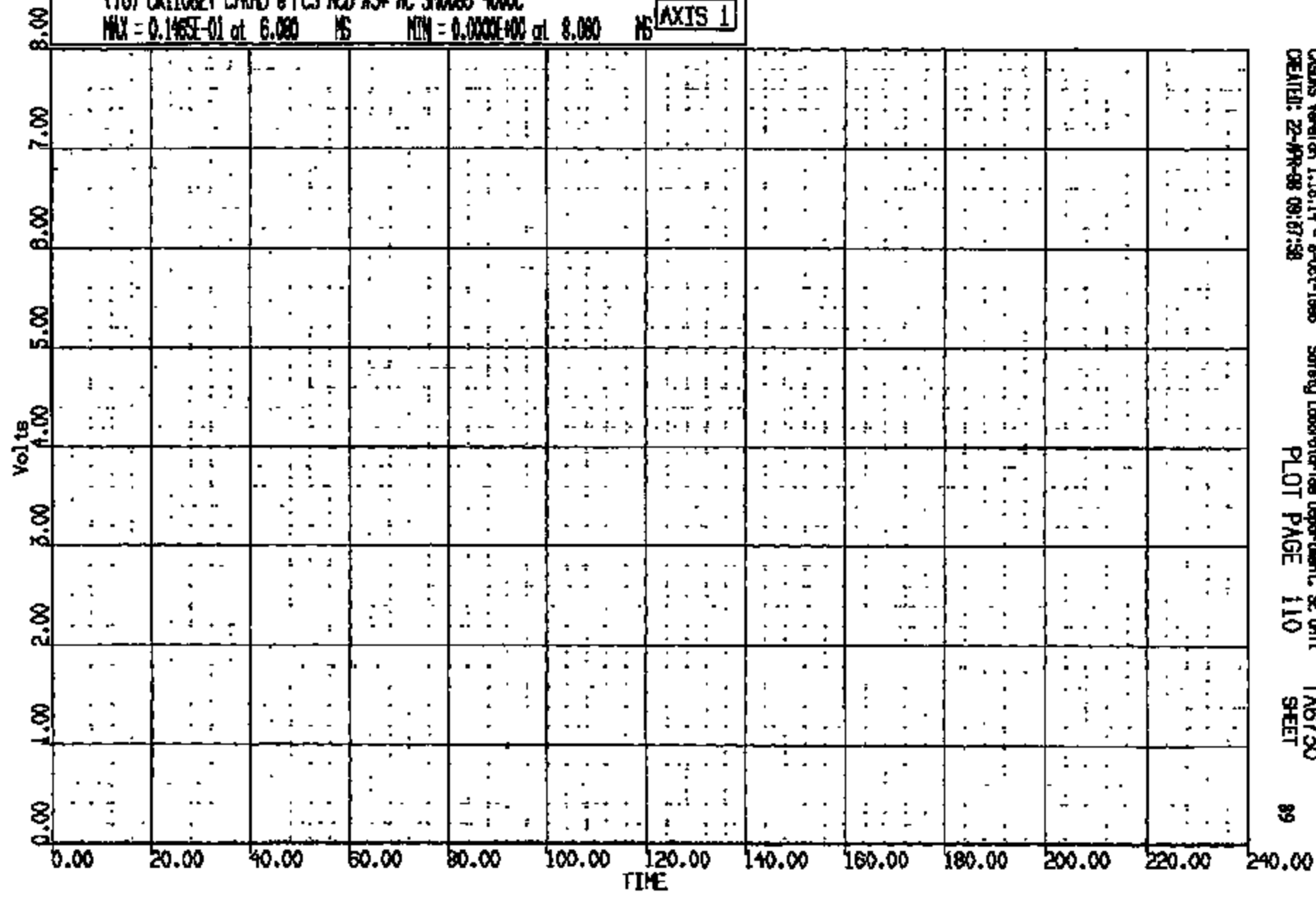


CASIMS Version 1.16.14 - 8-Oct-1995 Safety Laboratories Department, BE Unit
CREATED: 22-APR-98 08:57:50 PLOT PAGE 109 SHEET 98

CRIS 0011082

CR R: 11082 TO: TA6730 DATE: 880422 08:40:04
10000 DN-101

(76) CR11082T C/RAD @ FCS ACD #5* AC 500083 4000C
MAX = 0.1465E-01 at 6.080 MS MIN = 0.0000E+00 at 8.080 MS **AXIS 1**



CRSIS Verbal on 1.16.14 - 8-Oct-1988 Safety Laboratories Department, SE Unit TA6730
CREATED: 22-APR-88 09:07:58 PLOT PAGE 110 SHEET 89

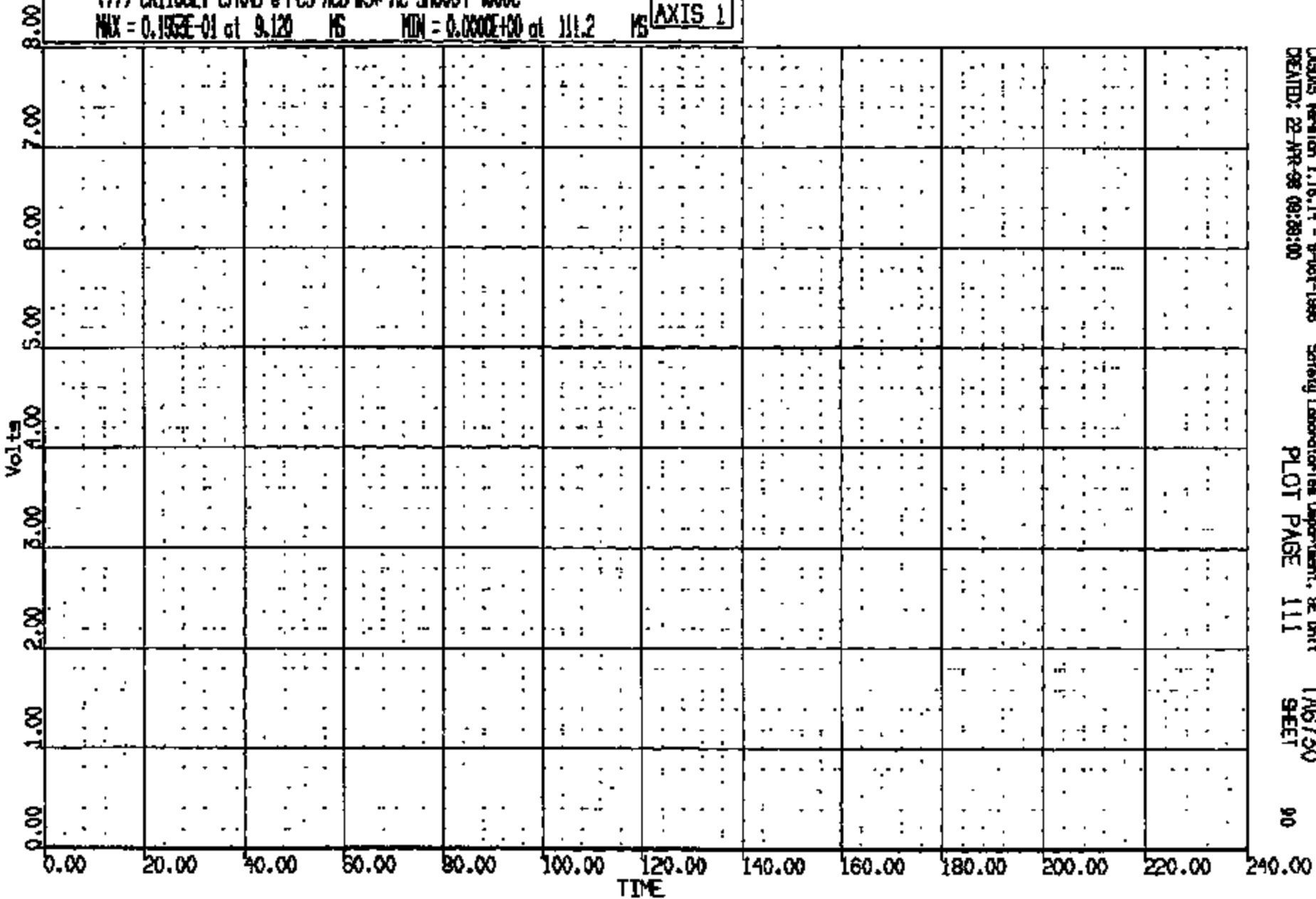
CRIS 0011082

CR R: 11082 TO: TA6730 DATE: 980422 08:40:04

199600 DN-101

(77) CR11082T C/RAD @ FCS ACD #5* AC 9H0009 4000C
MAX = 0.195E-01 at 9.120 MS MIN = 0.0000E+00 at 111.2 MS

AXIS 1



CRYSIS Version 1.16.14 - 9-Oct-1998
CREATED: 22-APR-98 09:29:00

Safety Laboratories Department, BE Unit
PLOT PAGE 111

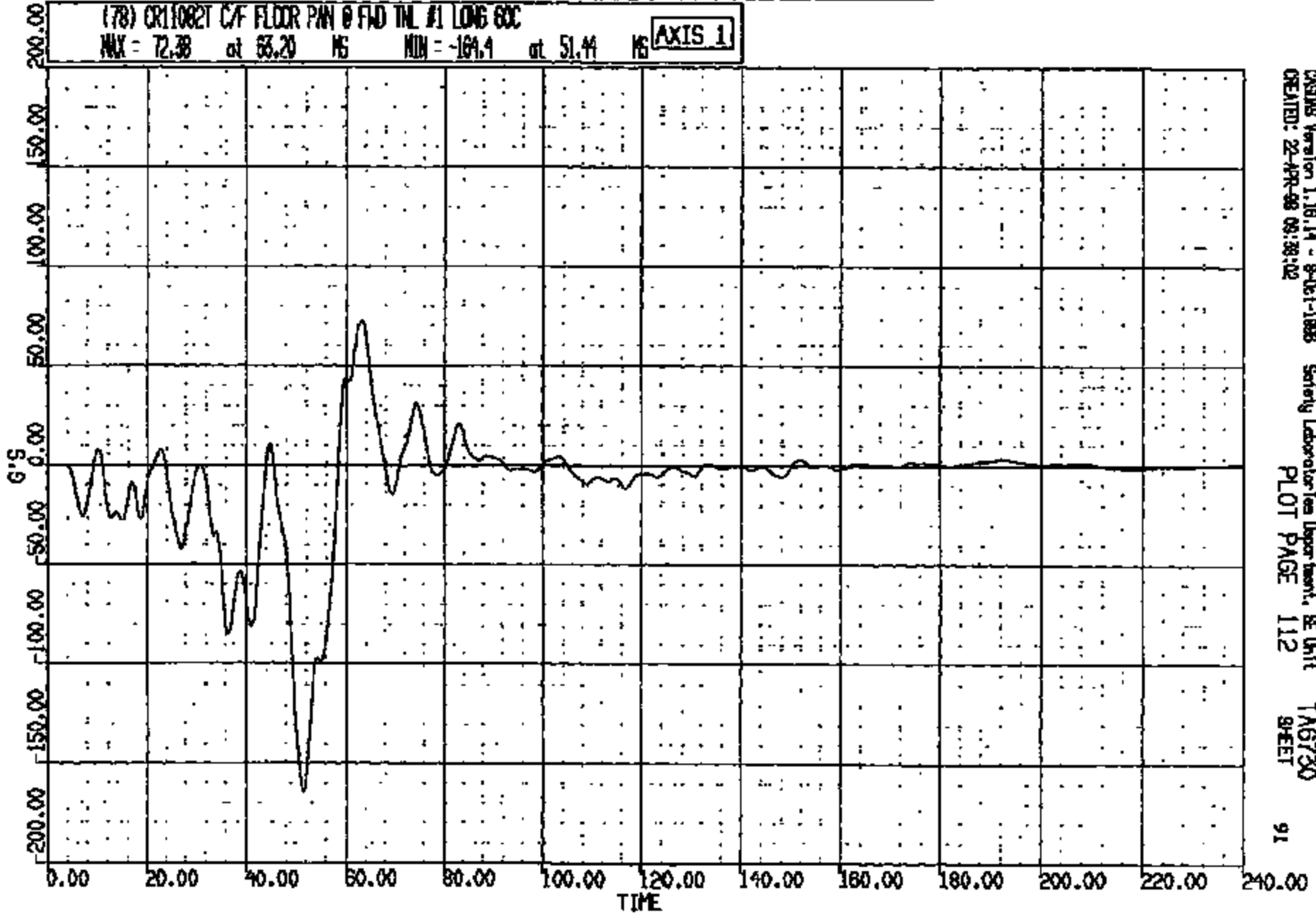
TA6730
SHEET

90

CRIS 0011082

CR R: 11082 TO: TAB730 DATE: 980422 08:40:04
198800 DN-101

(78) CR11082T C/F FLOOR PAN @ FWD TNL #1 LONG 6XC
MAX = 72.38 at 63.20 MS MIN = -169.4 at 51.44 MS **AXIS 1**



CASMS Version 1.16.14 - 9-0-1-1998 Seafing Laboratories Department, EE Unit TAB730
CREATED: 22-APR-98 09:38:02 PLOT PAGE 112 SHEET 91

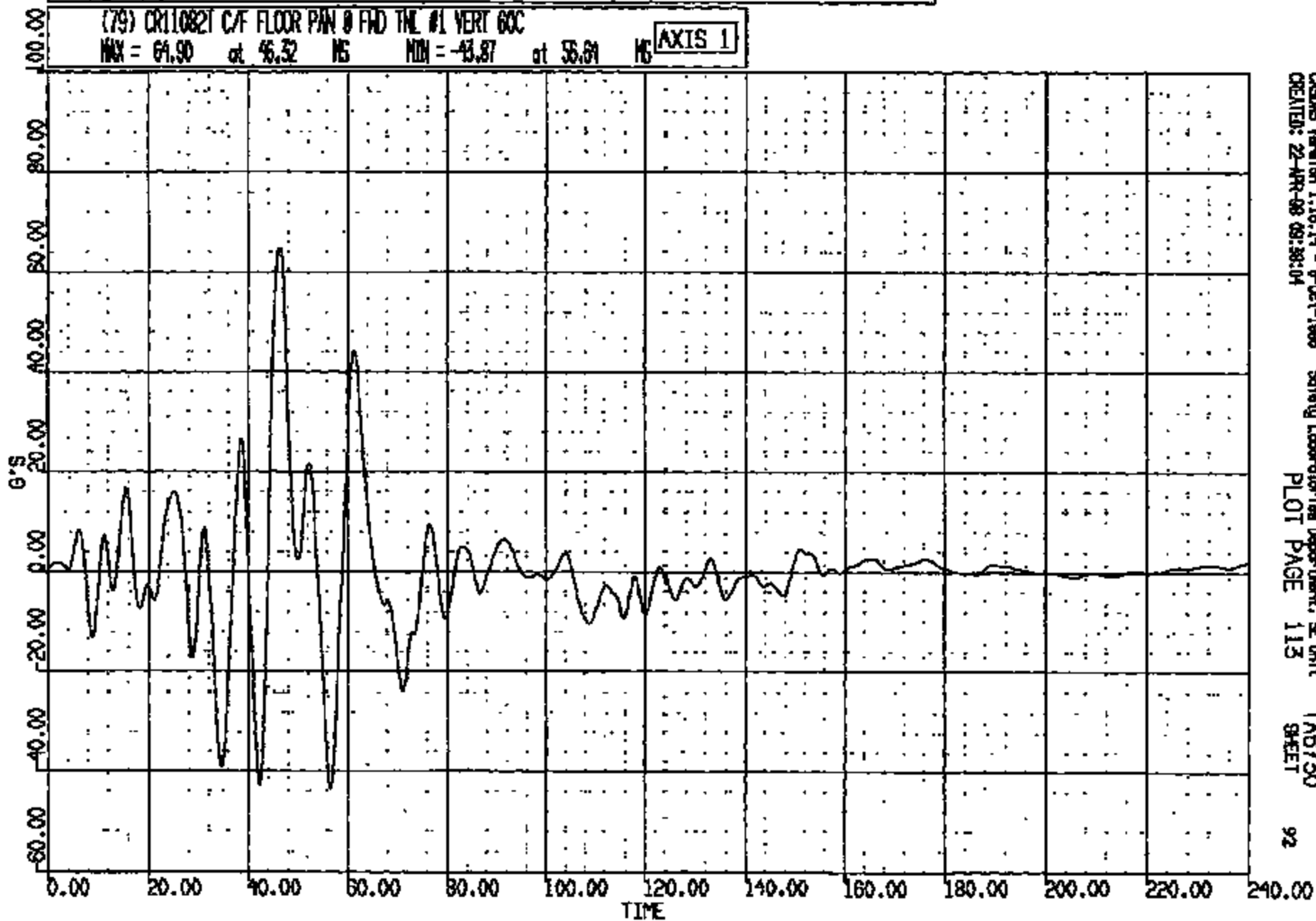
CR1S 0011082

CR R: 11082 TO: TA6730 DATE: 980722 08:40:04
199900 DN-101

(79) CR110821 C/F FLOOR PAN @ FWD TNL #1 VERT 60C

MAX = 64.90 at 46.32 MS MIN = -43.87 at 56.61 MS

AXIS 1



CREAMS Version 1.18.14 - 8-Oct-1998
CREATED: 22-APR-98 09:30:04

Safety Laboratories Department, SE Unit
PLOT PAGE 113

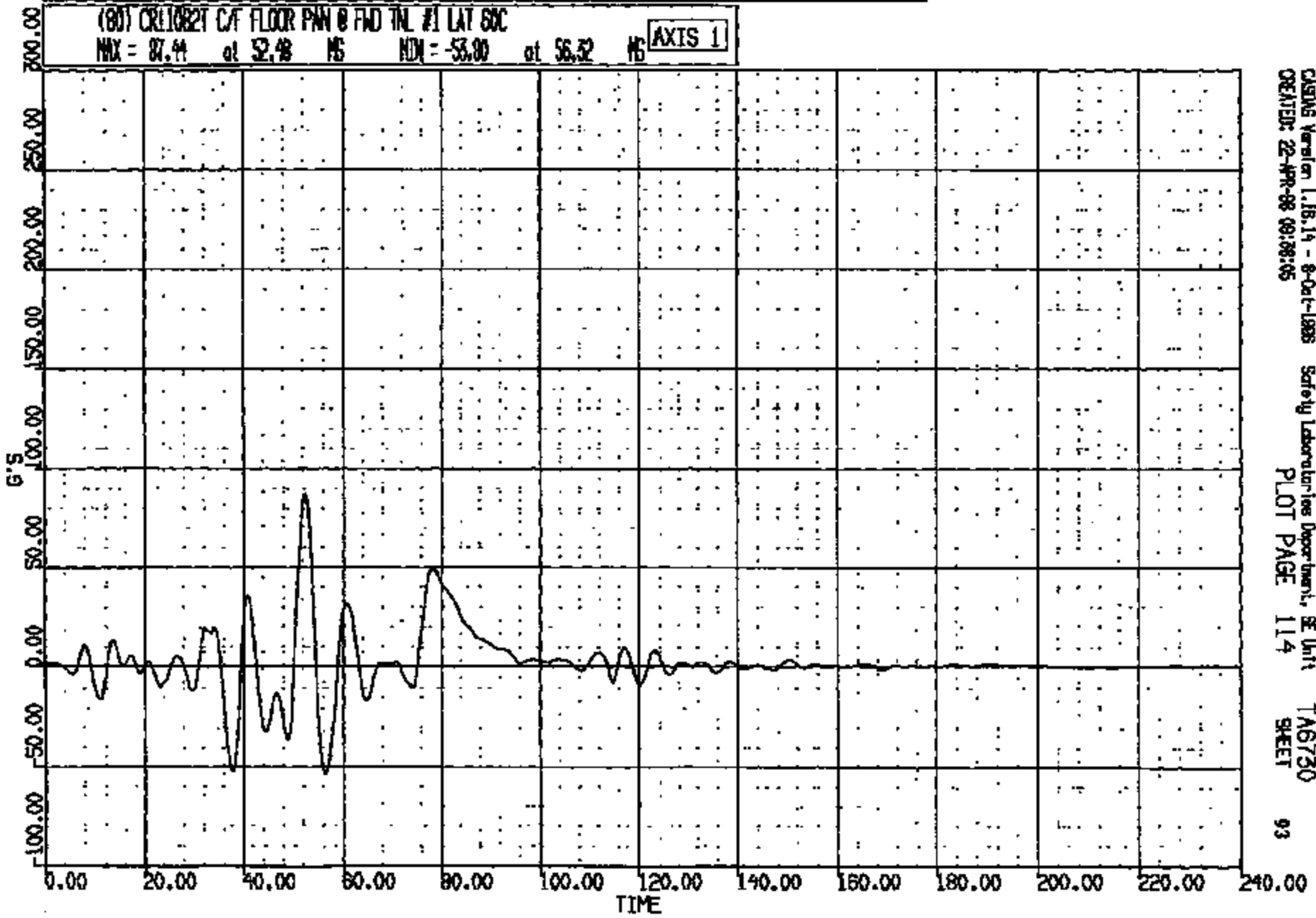
TA6730
SHEET

92

CRIS 0011082

CR R: 11082 TO: TAG730 DATE: 990422 08:40:04
10000 DN-101

(80) CR11082T C/F FLOOR PAN @ FWD TNL #1 LAT 60C
MAX = 87.44 at 52.98 MS MIN = -53.00 at 56.32 MS AXIS 1

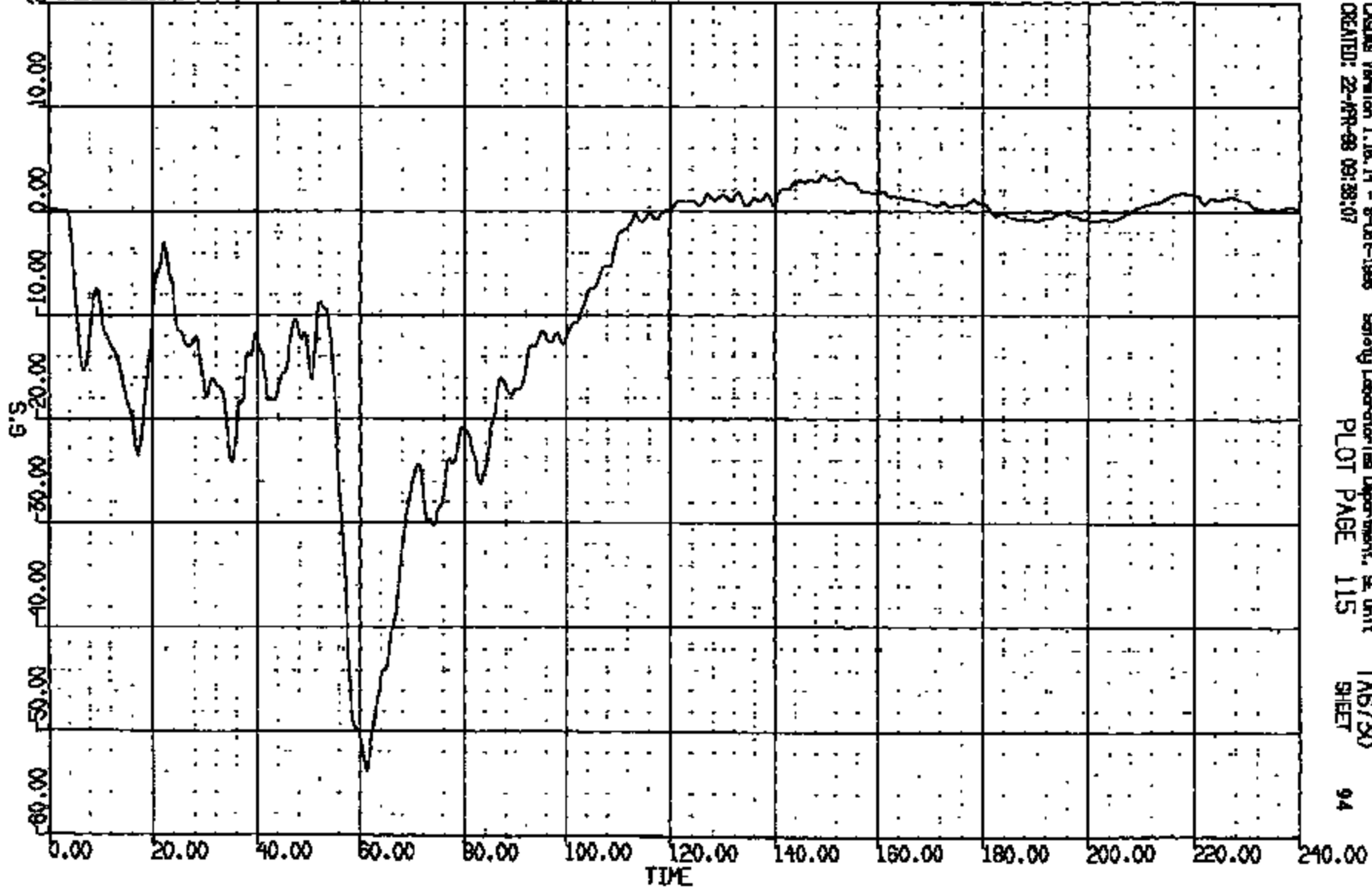


CASING Version 1.16.14 - 8-Oct-1995 Safety Laboratories Department, SE Unit TAG730
CREATED: 22-APR-98 09:38:05 PLOT PAGE 114 SHEET 93

CRTS 0011082

CR R: 11082 TO: TAG730 DATE: 980422 08:40:04
189600 DN-101

(81) CR11082T C/F FLOOR PAN @ TUNNEL #2 LONG 60C
MAX = 3.454 at 149.5 MS MIN = -53.94 at 61.44 MS **AXIS 1**



CRSING Version 1.16.14 - 8-Oct-1998 Safety Laboratories Department, SE Unit TAG730
CREATED: 22-APR-98 09:38:07 PLOT PAGE 115 SHEET 94

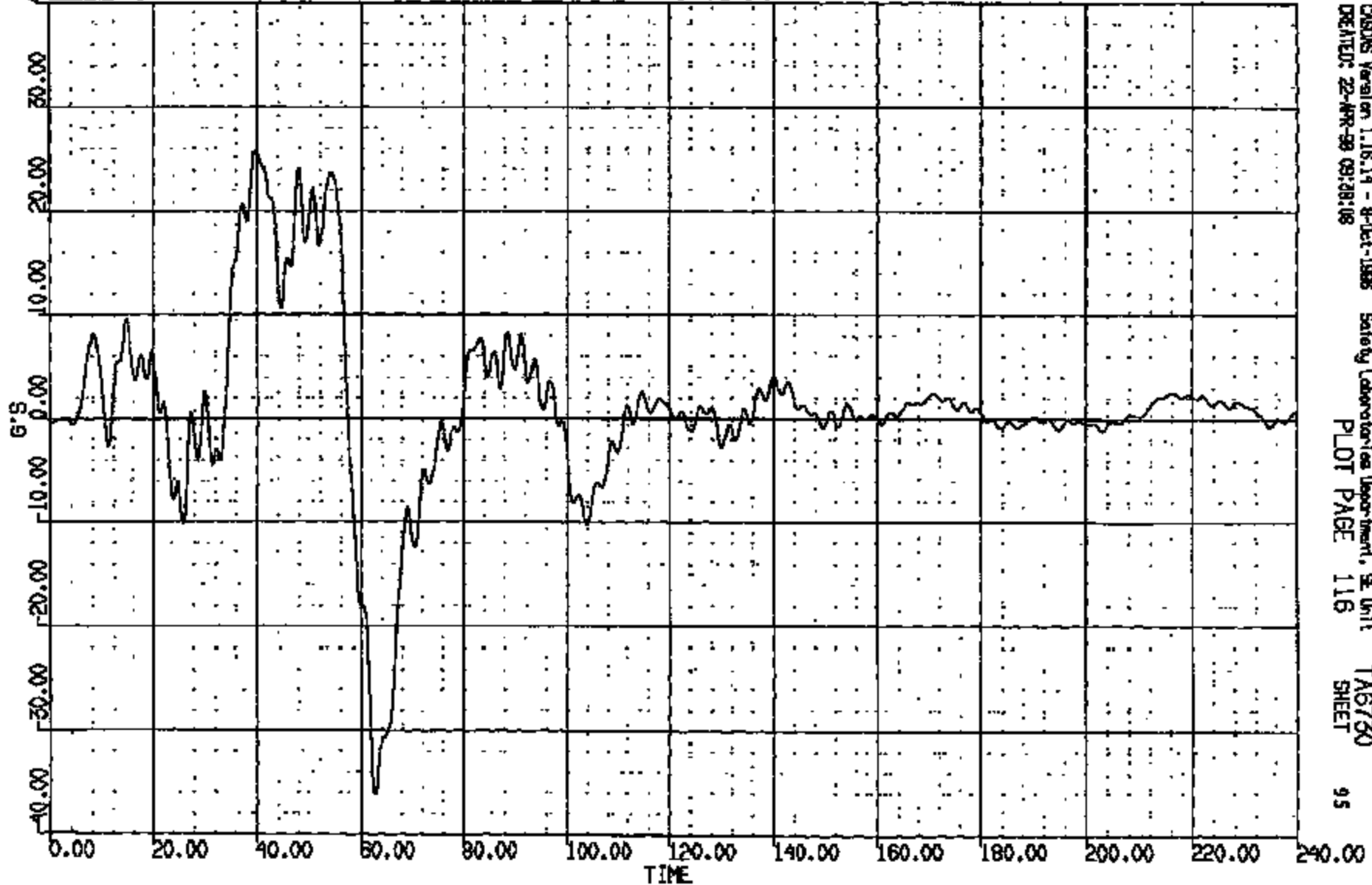
CRIS 0011082

CR R: 11082 TO: TA6730 DATE: 980422 08:40:04
199900 DN-101

(82) CR11082T C/F FLOOR PAN @ TUNEL #2 VERT 60C

MAX = 25.73 at 39.68 MS MIN = -35.31 at 62.72 MS

AXIS 1

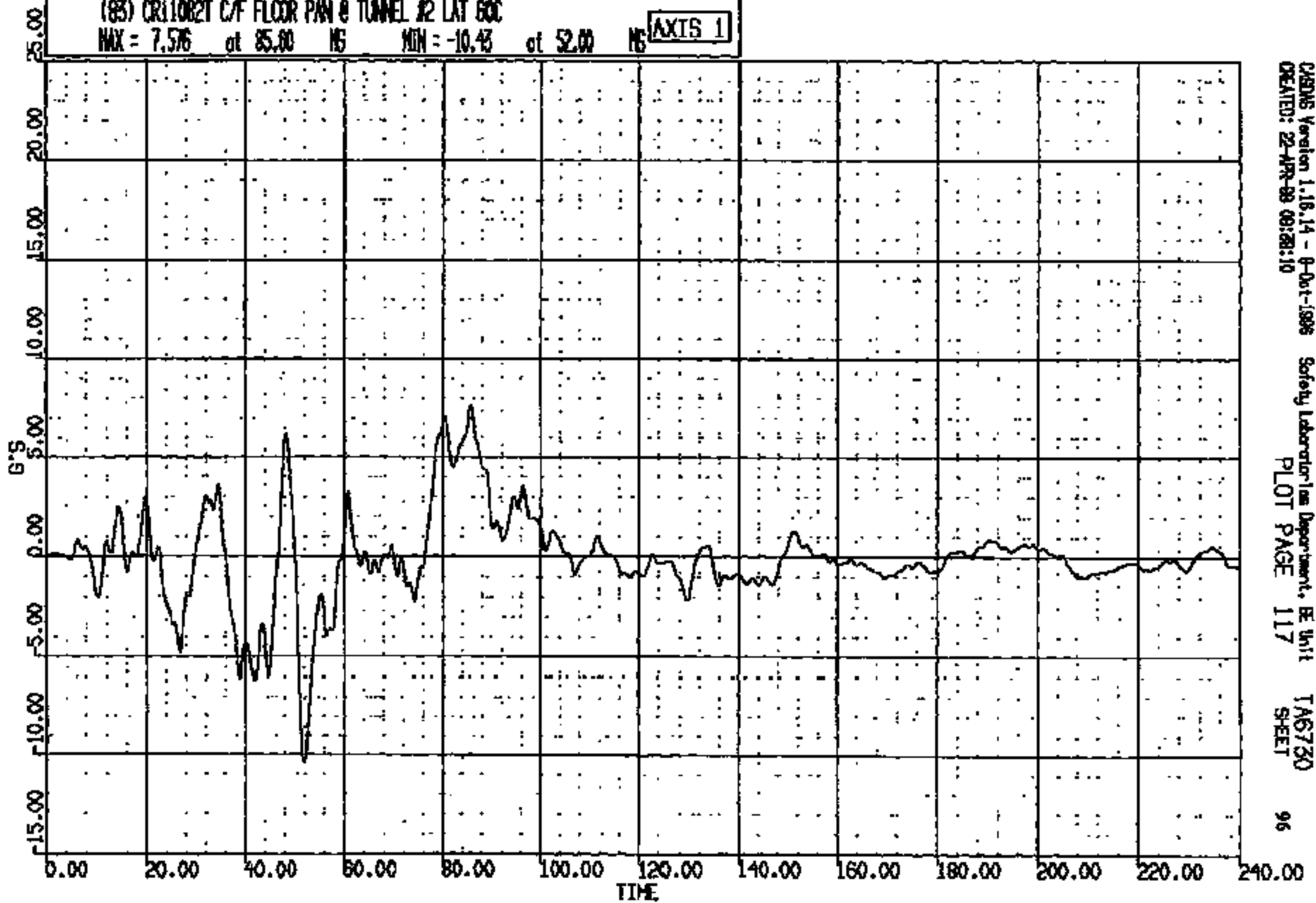


CRSIS Version 1.16.14 - 8-Oct-1998 Safety Laboratories Department, SE Unit TA6730
DATE/TIME: 22-APR-99 09:28:08 PLOT PAGE 116 SHEET 95

CRIS 0011082

CR R: 11082 TO: TAB730 DATE: 980422 08:40:04
199900 DN-101

(83) CR11082T C/F FLOOR PAN @ TUNNEL #2 LAT 600
MAX = 7.576 at 85.00 NS MIN = -10.43 at 52.00 NS **AXIS 1**



CHASIS Version 1.16.14 - 9-Oct-1998
CREATED: 22-APR-99 09:28:10

Safety Laboratories Department, BE Unit
PLOT PAGE 117

TAB730
SHEET 96

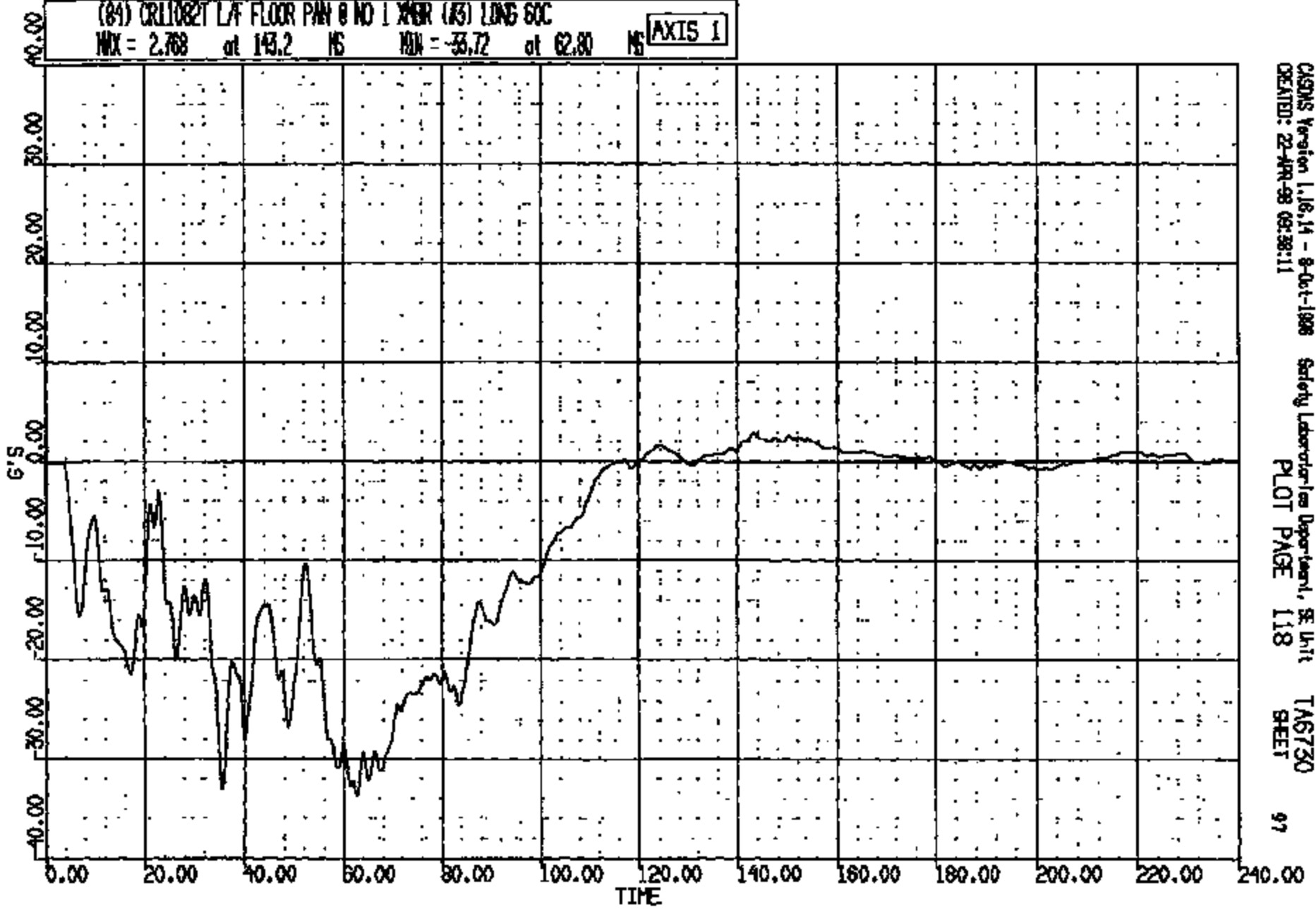
CRIS 0011082

CR R: 11082 TO: TAG730 DATE: 980422 08:40:04
198800 ON-101

(84) CR11082T L/A FLOOR PAN # NO 1 XMR (K3) LONG 60C

MAX = 2.768 at 143.2 MS MIN = -33.72 at 62.80 MS

AXIS 1



CASINS Version 1.16.14 - 8-Oct-1988
CREATED: 22-APR-98 08:38:11

Safety Laboratories Department, SE Unit
PLOT PAGE 118

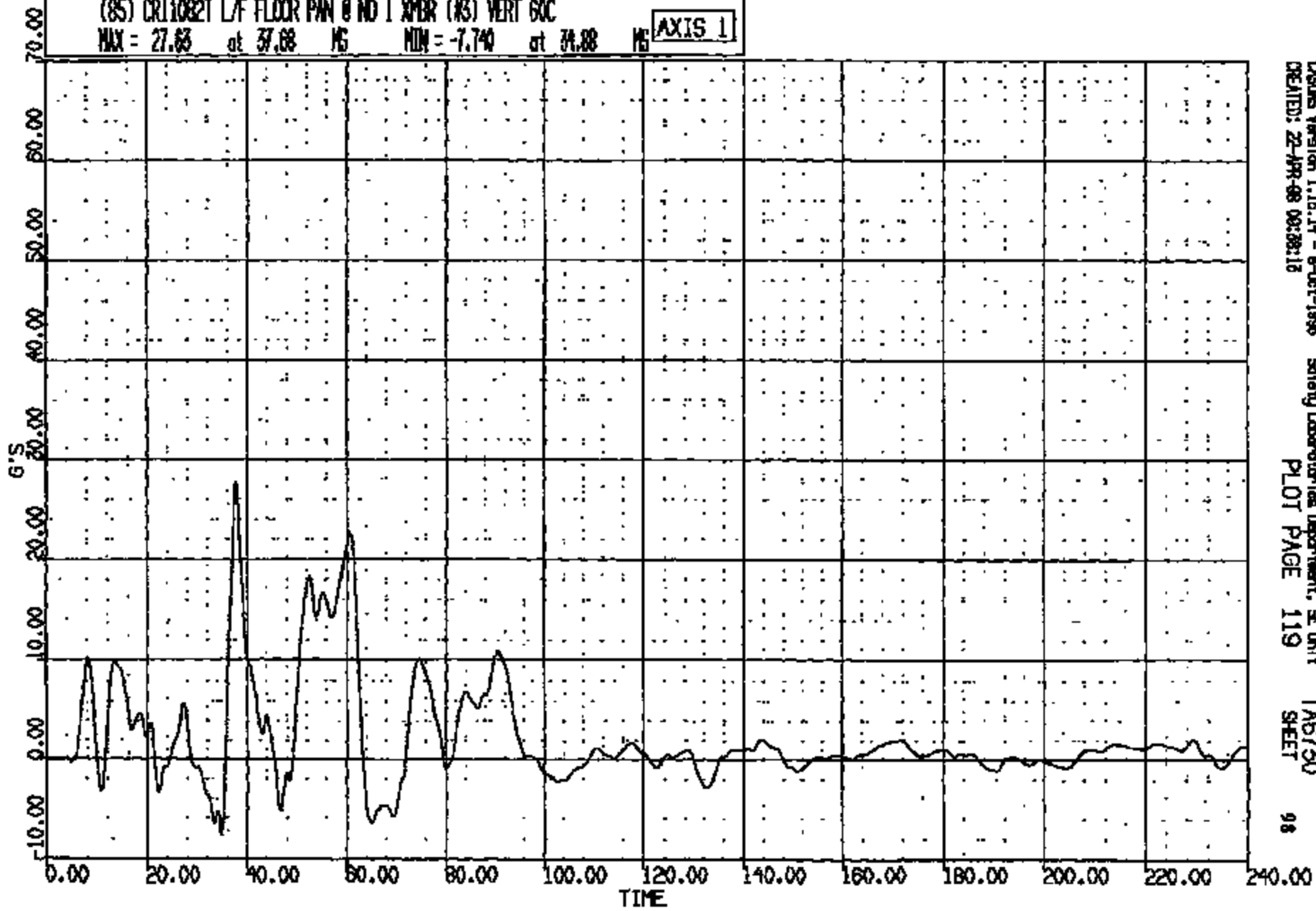
TAG730
SHEET

97

CR11082

CR R: 11082 TO: TA6730 DATE: 980422 08:40:04
100000 DN-101

(85) CRT11082T L/F FLOOR PAN @ NO 1 SMDR (NS) VERT 60C
MAX = 27.63 at 37.88 MS MIN = -7.740 at 74.88 MS **AXIS 1**



CASIMS Version 1.16.14 - 8-Oct-1998 Safety Laboratories Department, SE Unit
CREATED: 22-APR-98 08:38:15 PLOT PAGE 119 SHEET 98

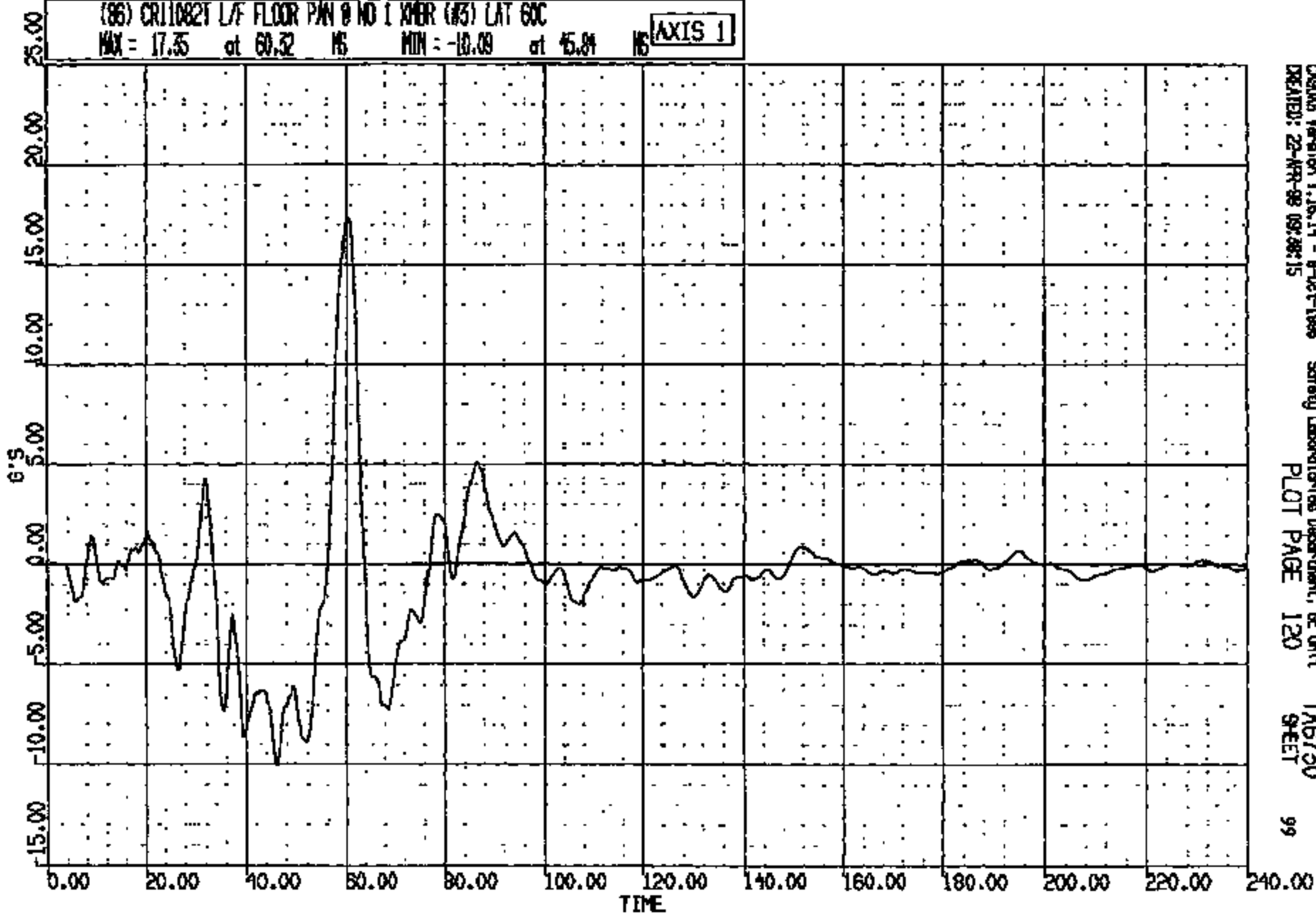
CRTS 0011082

CR R: 11082 TO: TA6730 DATE: 980422 08:40:04
100000 DN-101

(86) CR110821 L/F FLOOR PAN 0 NO 1 XMR (#3) LAT 60C

MAX = 17.35 at 60.32 MS MIN = -10.09 at 45.04 MS

AXIS 1



CASPER Version 1.16.14 - 8-Oct-1998
DRAFTER: 22-MAR-98 09:28:15

Safety Laboratories Department, BE Unit
PLOT PAGE 120

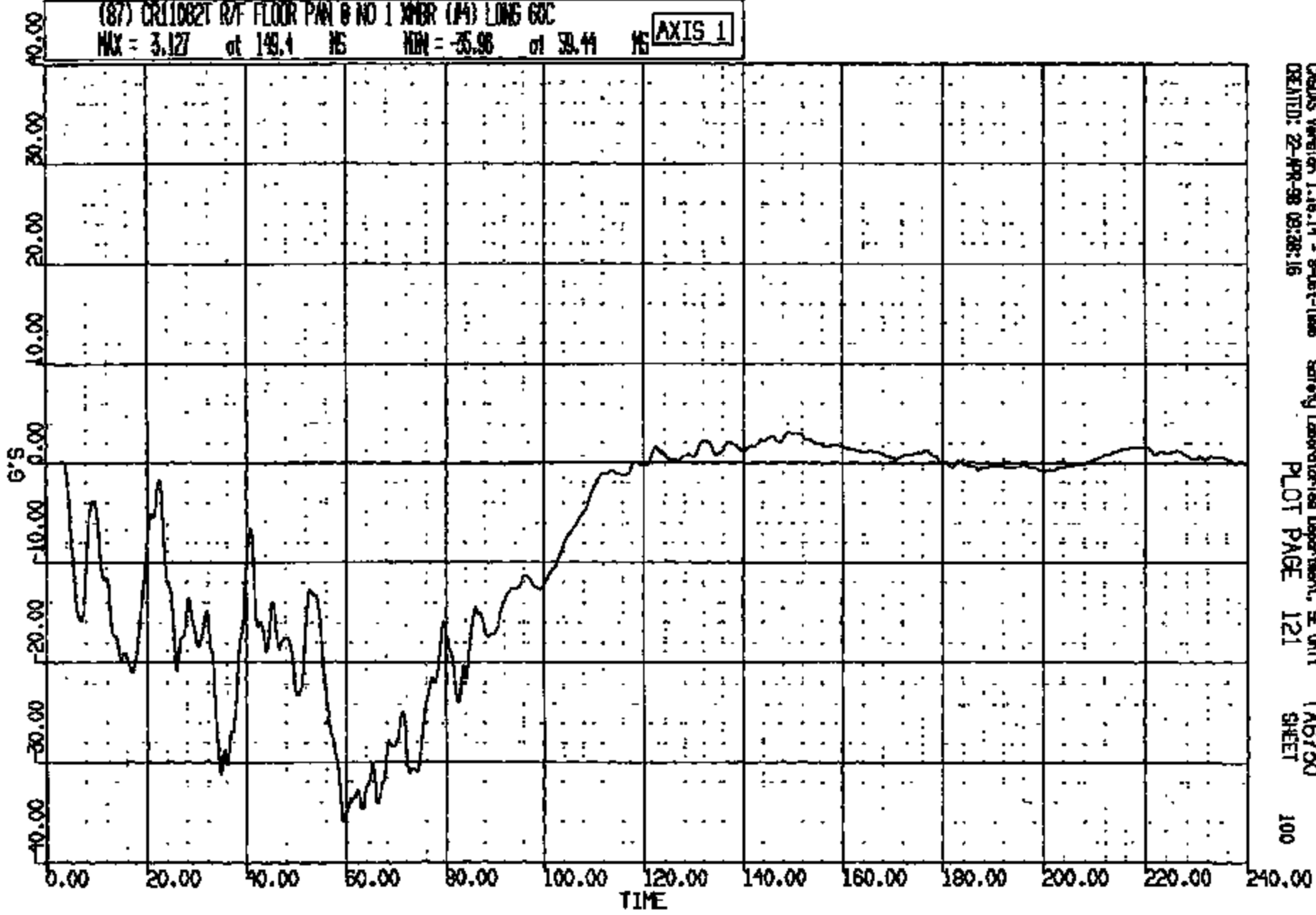
TA6730
SHEET

99

CRTS 0011082

CR R: 11082 TD: TAB730 DATE: 980422 08:40:04
188600 DN-101

(87) CR11082T R/F FLOOR PAN 8 NO 1 XMR (M) LONG GC
MAX = 3.127 at 149.4 MS MIN = -25.98 at 59.44 MS **AXIS 1**

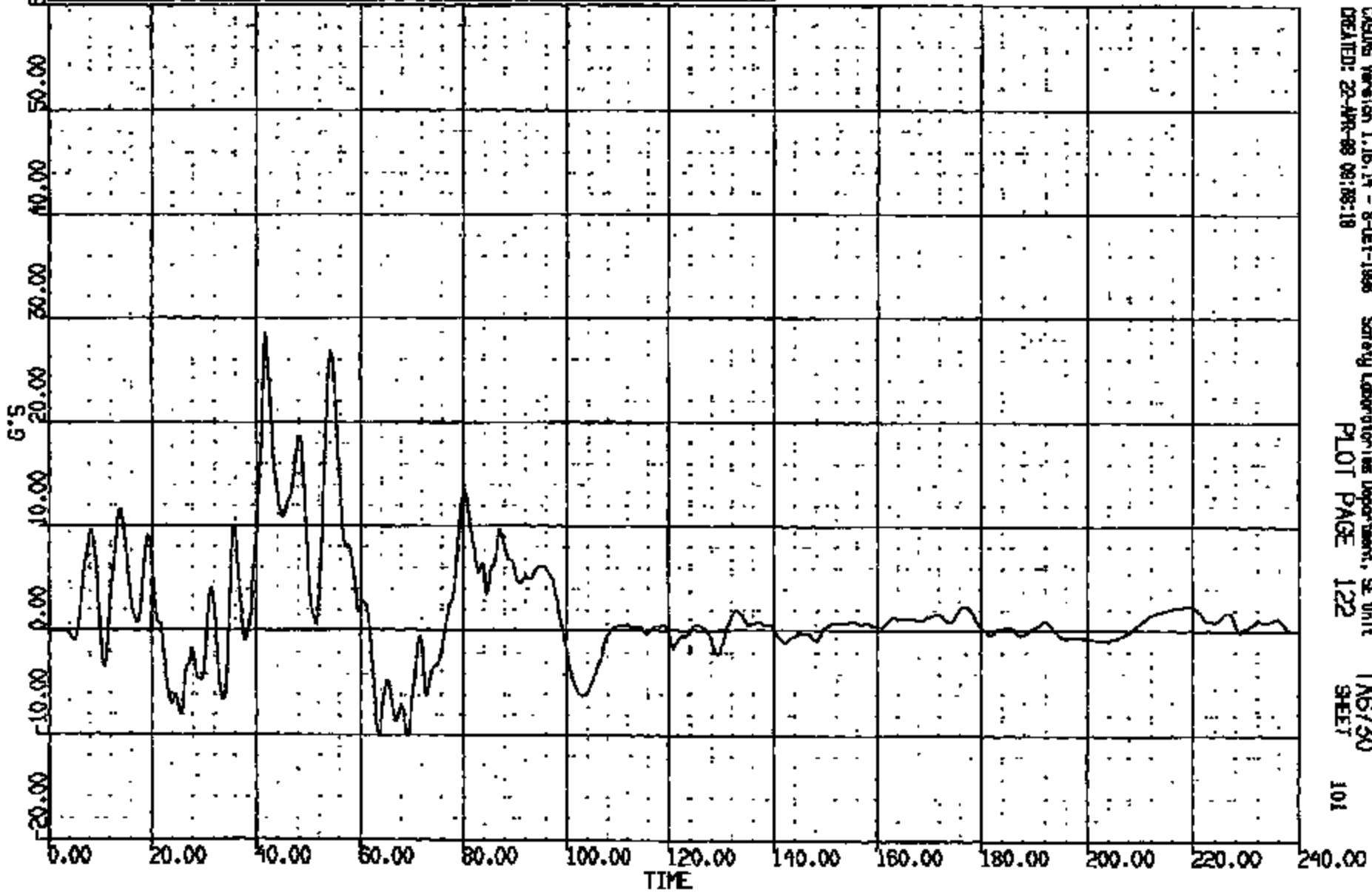


GENUS Version 1.16.14 - 8-Oct-1998 Safety Laboratory Department, SE Unit TAB730
CENTID: 22-APR-98 09:28:16 PLOT PAGE 121 SHEET 100

CRTS 0011082

CR R: 11082 TO: TAB730 DATE: 980422 08:40:04
199800 DN-101

(88) CR11082T R/F FLOOR PAN @ NO 1 XMR (84) VERT 60C
MAX = 28.46 at 41.75 MS MIN = -10.33 at 69.28 MS **AXIS 1**

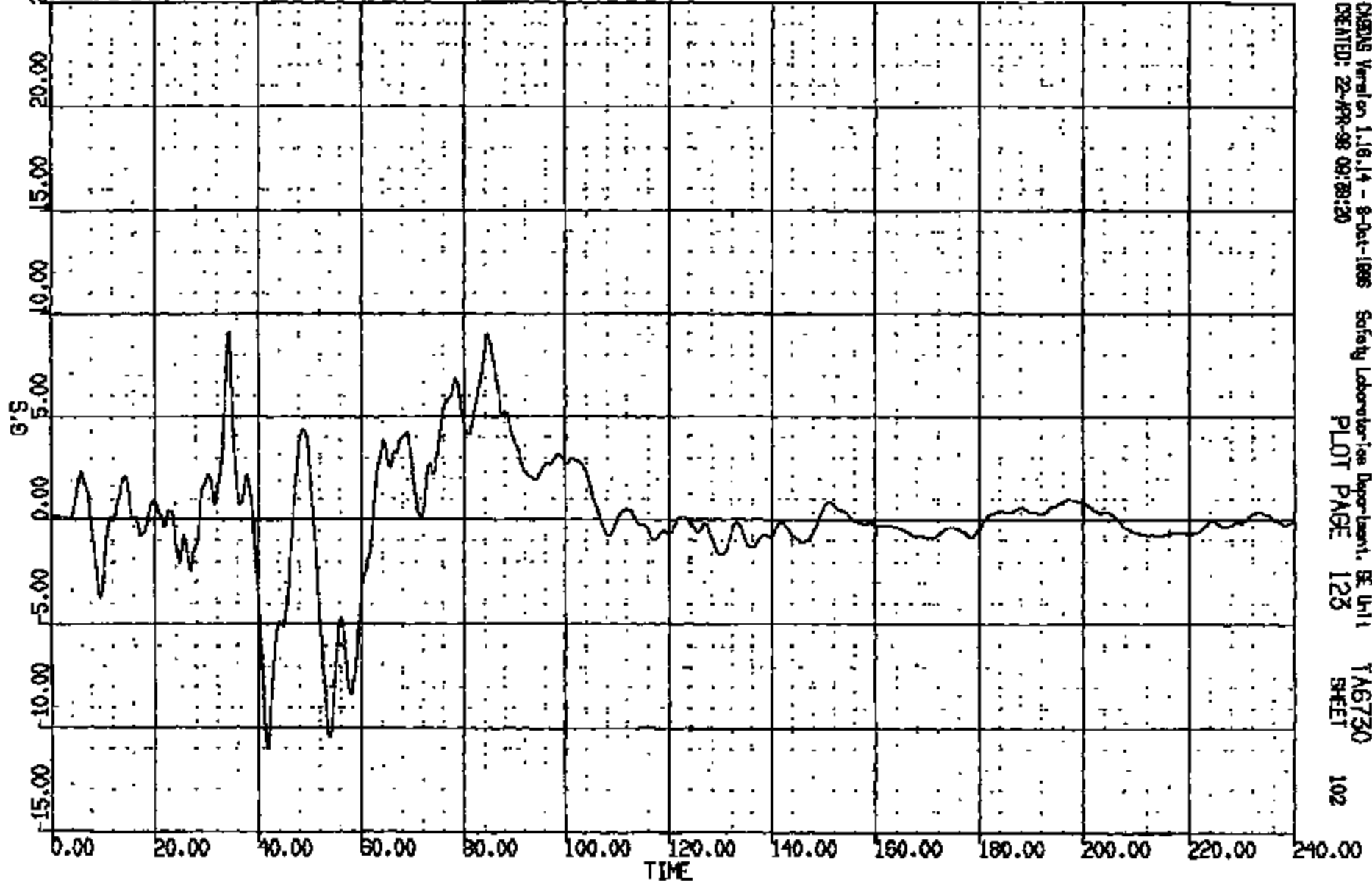


CASINS Version 1.16.14 - 8-01-1998 Safety Laboratories Department, SE Unit
CREATED: 22-APR-98 08:08:18
PLOT PAGE 122 SHEET 101

CRIS 0011082

CR R: 11082 TO: TAB730 DATE: 980422 08:40:04
188900 CN-101

(89) CR11082I R/F FLOOR P/W @ ND 1 XMR (#4) LAT SOC
MAX = 9.017 at 34.52 MS MIN = -10.96 at 41.60 MS **AXIS 1**

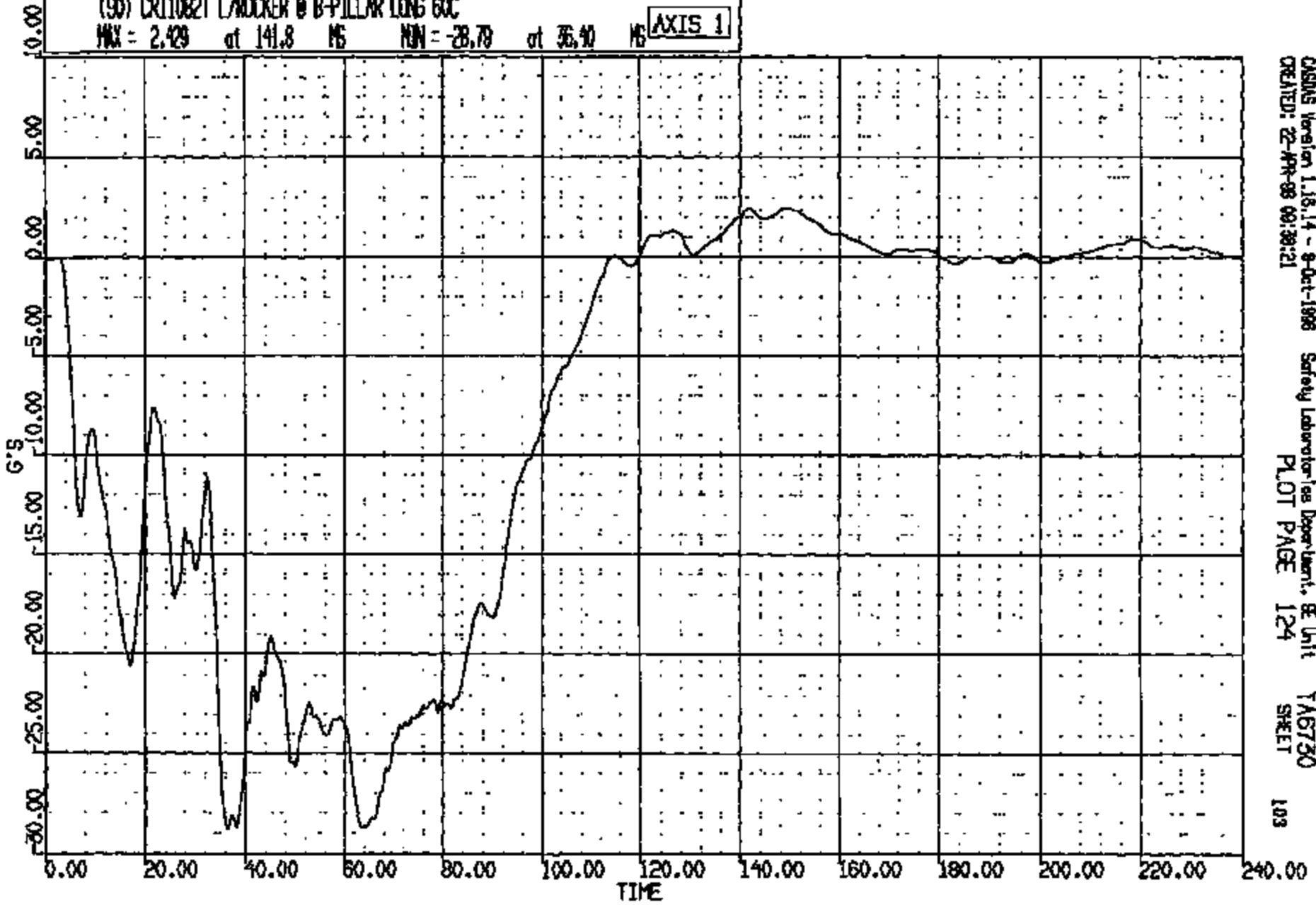


CRSING Version 1.16.14 - 8-Oct-1998 Safety Laboratory Department, BE UH11
CREATED: 22-APR-98 09:29:20 PLOT PAGE 123 SHEET 102

CRTS 0011082

CR R: 11082 TO: TAB730 DATE: 280422 08:40:04
198800 DN-101

(90) CR110821 L/ROCKER @ B-PILLAR LONG 60C
MAX = 2.429 at 141.8 MS MIN = -28.79 at 35.90 MS **AXIS 1**



CASINS Version 1.15.14 - 8-Oct-1998 Safety Laboratories Department, BE Unit TAB730
CREATED: 22-APR-98 09:30:21 PLOT PAGE 124 SHEET 103

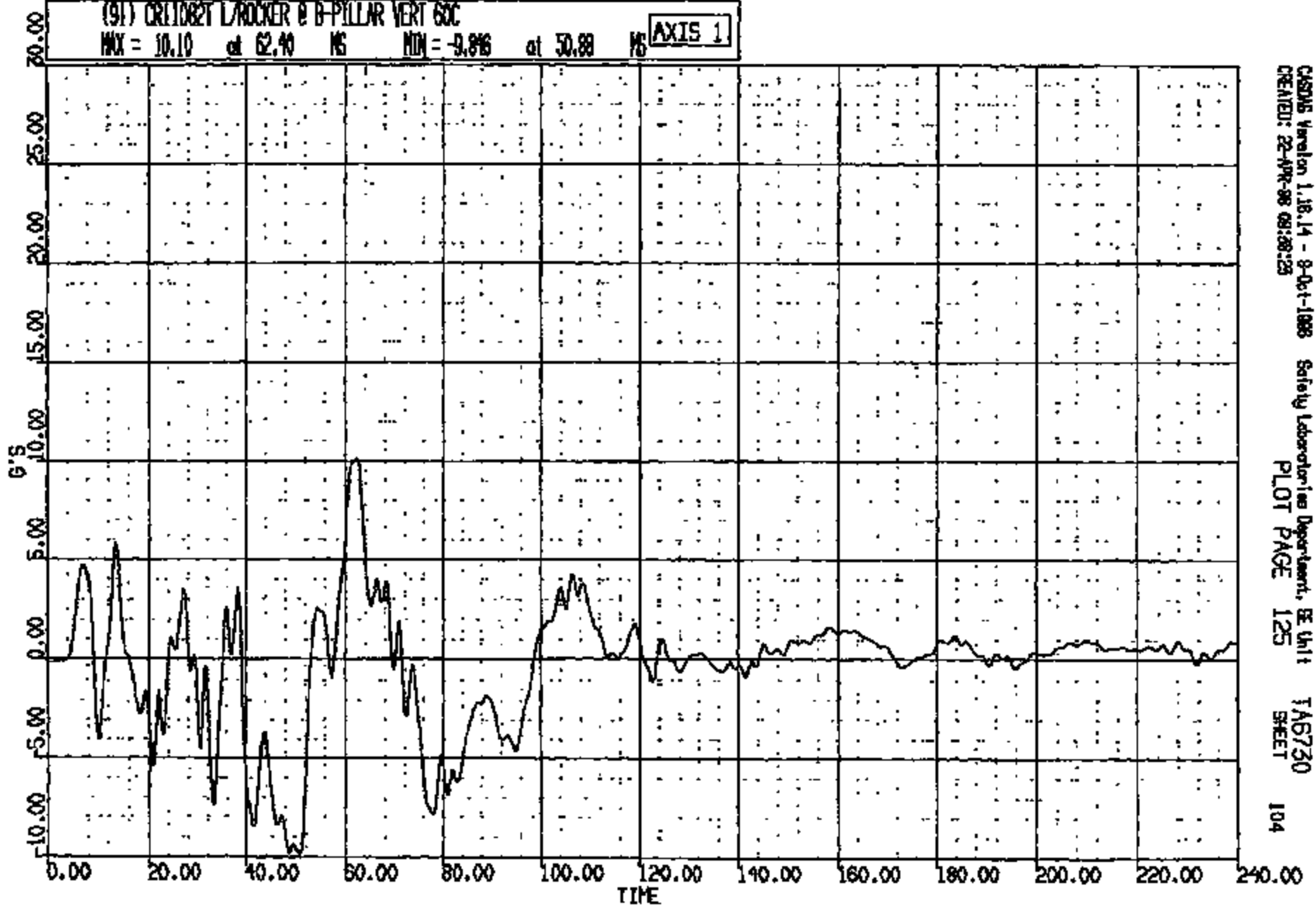
CRIS 0011082

CR R: 11082 TO: TA6730 DATE: 980422 08:40:04
18800 DN-101

(91) CRT1082T L/ROCKER @ B-PILLAR VERT SOC

MAX = 10.10 at 62.40 MS MIN = -9.816 at 50.88 MS

AXIS 1



CASMS Version 1.18.14 - 8-Oct-1988
CREATED: 22-APR-98 09:28:23

Safety Laboratories Department, EE Unit
PLOT PAGE 125

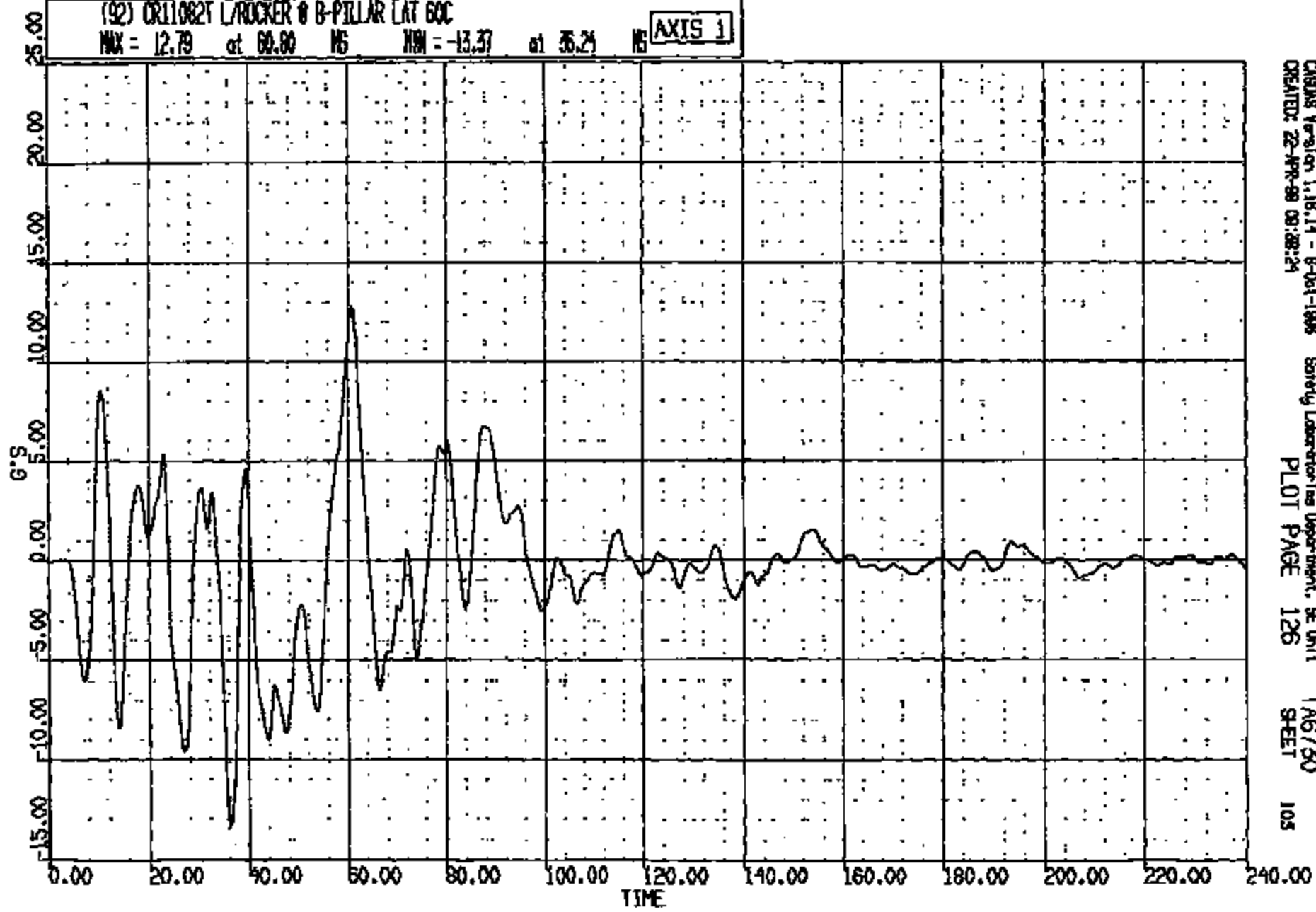
TA6730
SHEET

104

CRTS 0011082

CR R: 11082 TO: TAG730 DATE: 880422 08:40:04
188800 DN-101

(92) CR11082T L/ROCKER @ B-PILLAR LAT 60C
MAX = 12.79 at 00.00 MS MIN = -13.37 at 35.24 MS **AXIS 1**



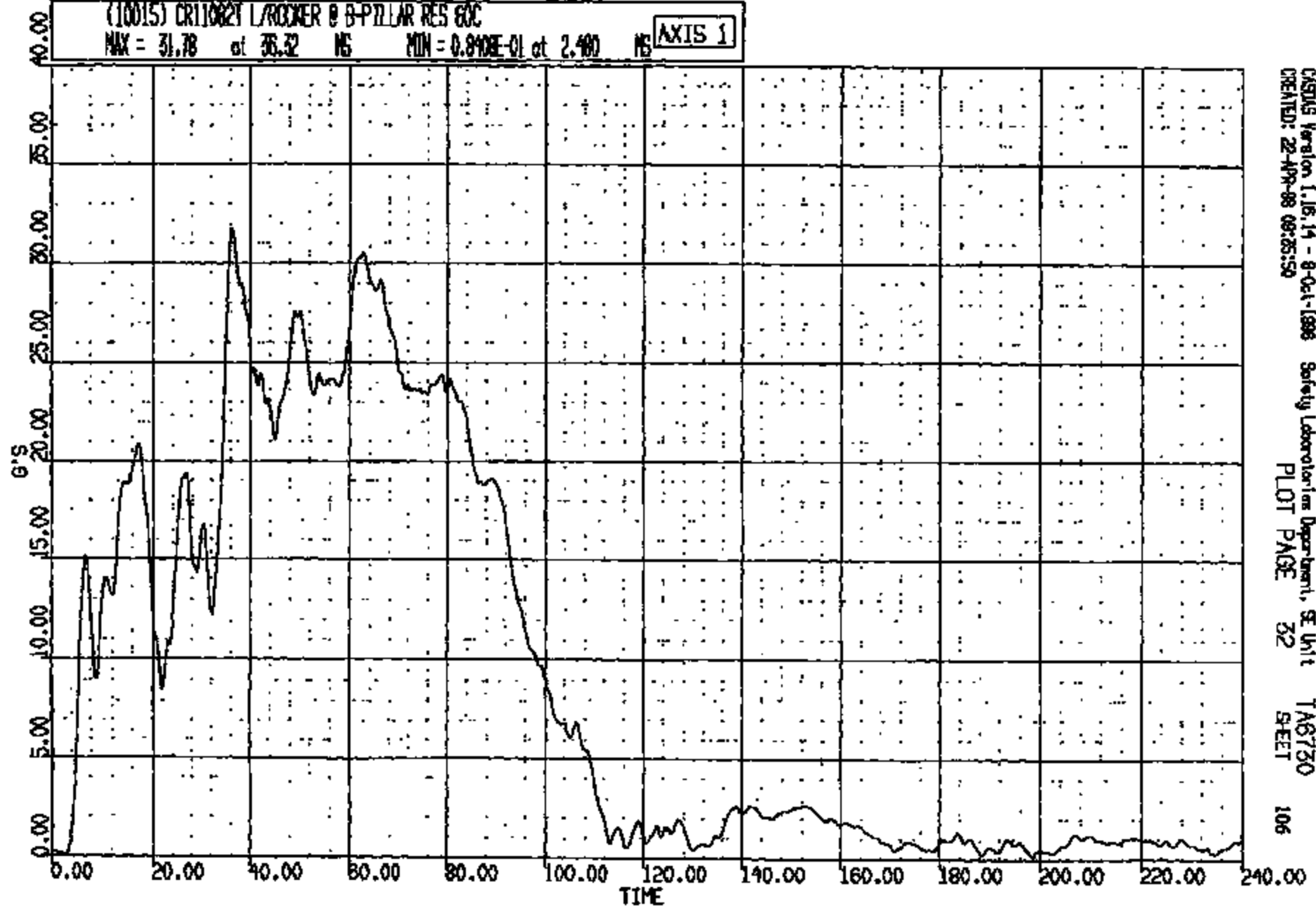
CADWAS Version 1.16.14 - B-041-1888 Safety Laboratories Department, SE Unit TAG730
CREATED: 22-APR-88 08:38:24 PLOT PAGE 126 SHEET 105

CRTS 0011082

CR R: 11082 TO: TAB730 DATE: 980922 08:40:04
188600 DN-101

(10015) CR11082T L/ROCKER @ B-PILLAR RES 60C
MAX = 31.78 at 35.32 MS MIN = 0.840E-01 at 2.480 MS

AXIS 1

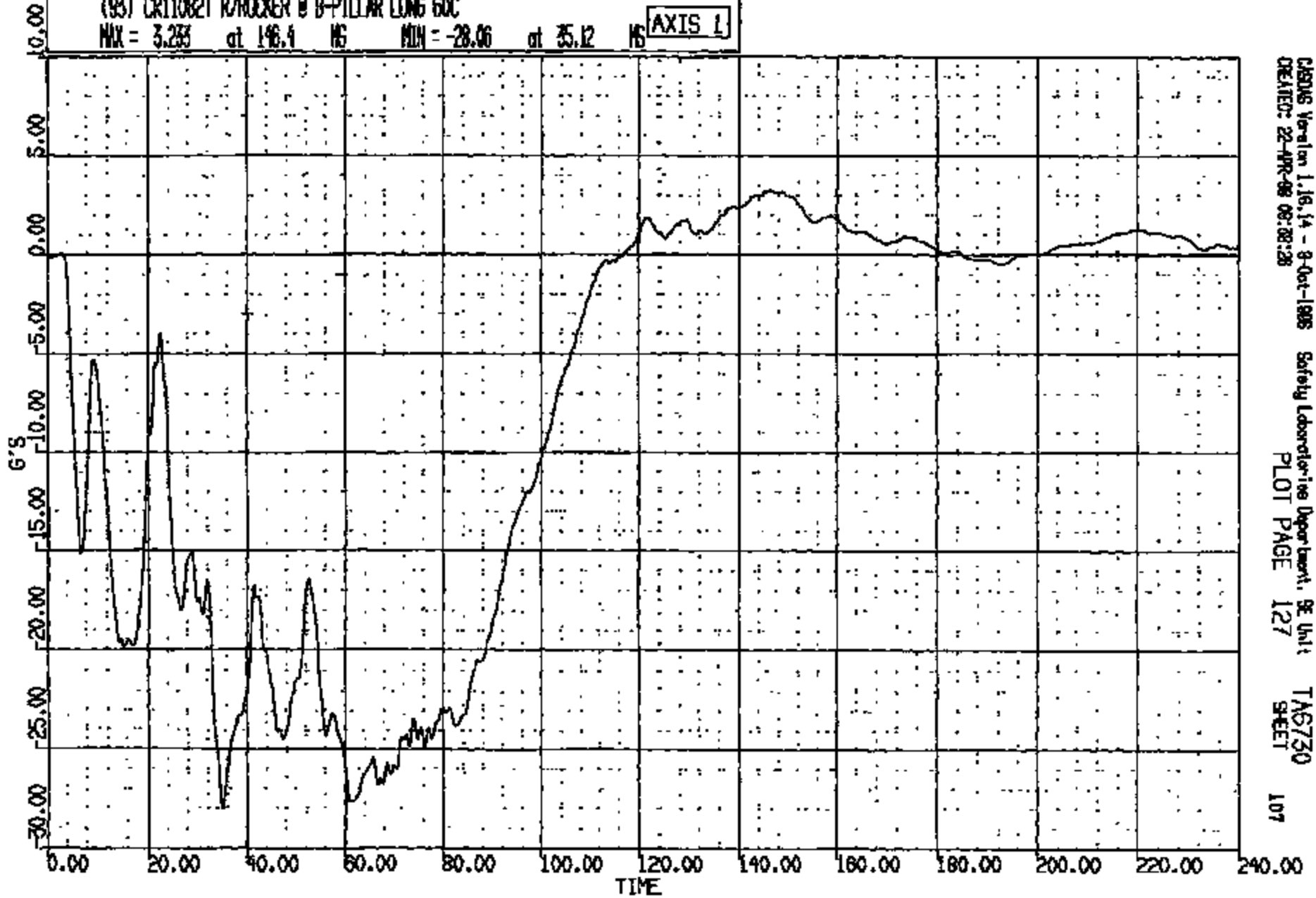


CASIS Version 1.16.14 - 8-Oct-1998 Safety Laboratories Department, SE Unit TAB730
CREATED: 22-APR-88 09:25:50 PLOT PAGE 32 SHEET 106

CRTS 0011082

CR R: 11082 TO: TAG730 DATE: 980422 08:40:04
199900 DN-101

(93) CR11082T R/ROCKER @ B-PILLAR LONG 60C
MAX = 3.253 at 146.4 MS MIN = -28.06 at 35.12 MS **AXIS 1**



CASINS Version 1.16.14 - 8-Oct-1995
CREATED: 22-APR-98 08:28:28

Safety Laboratories Department, GE Unit
PLOT PAGE 127

TAG730
SHEET

107

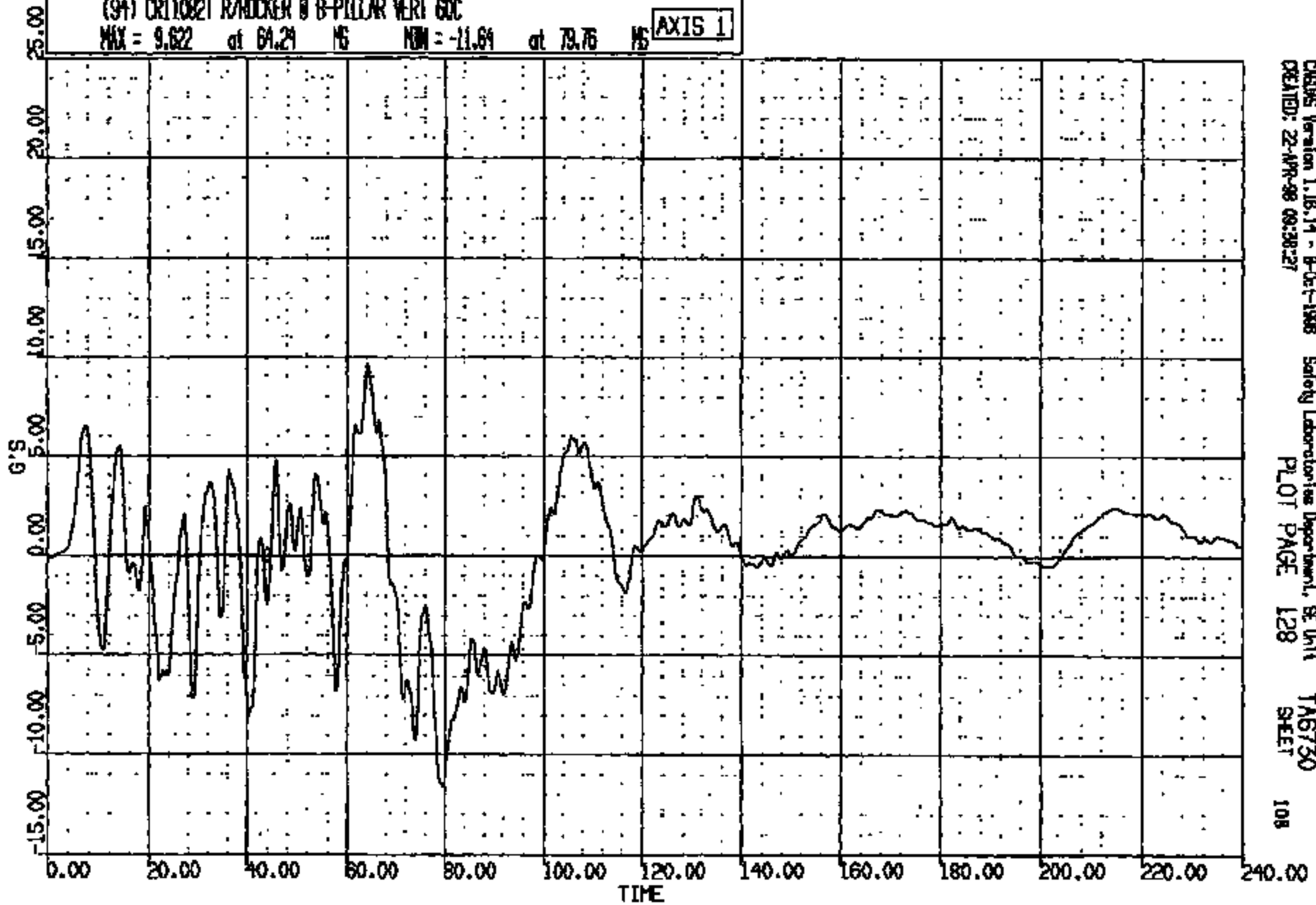
CRTS 0011082

CR R: 11082 TO: TA6730 DATE: 980422 08:40:04
199600 DN-101

(94) CR11082T R/ROCKER @ B-PILLAR VERT G/C

MAX = 9.822 at 64.24 MS MIN = -11.64 at 79.76 MS

AXIS 1



CADDS Version 1.18.14 - B-D-1-1998 Safety Laboratories Department, SE Unit
CREATED: 22-APR-98 09:38:27 PLOT PAGE 128 SHEET 108

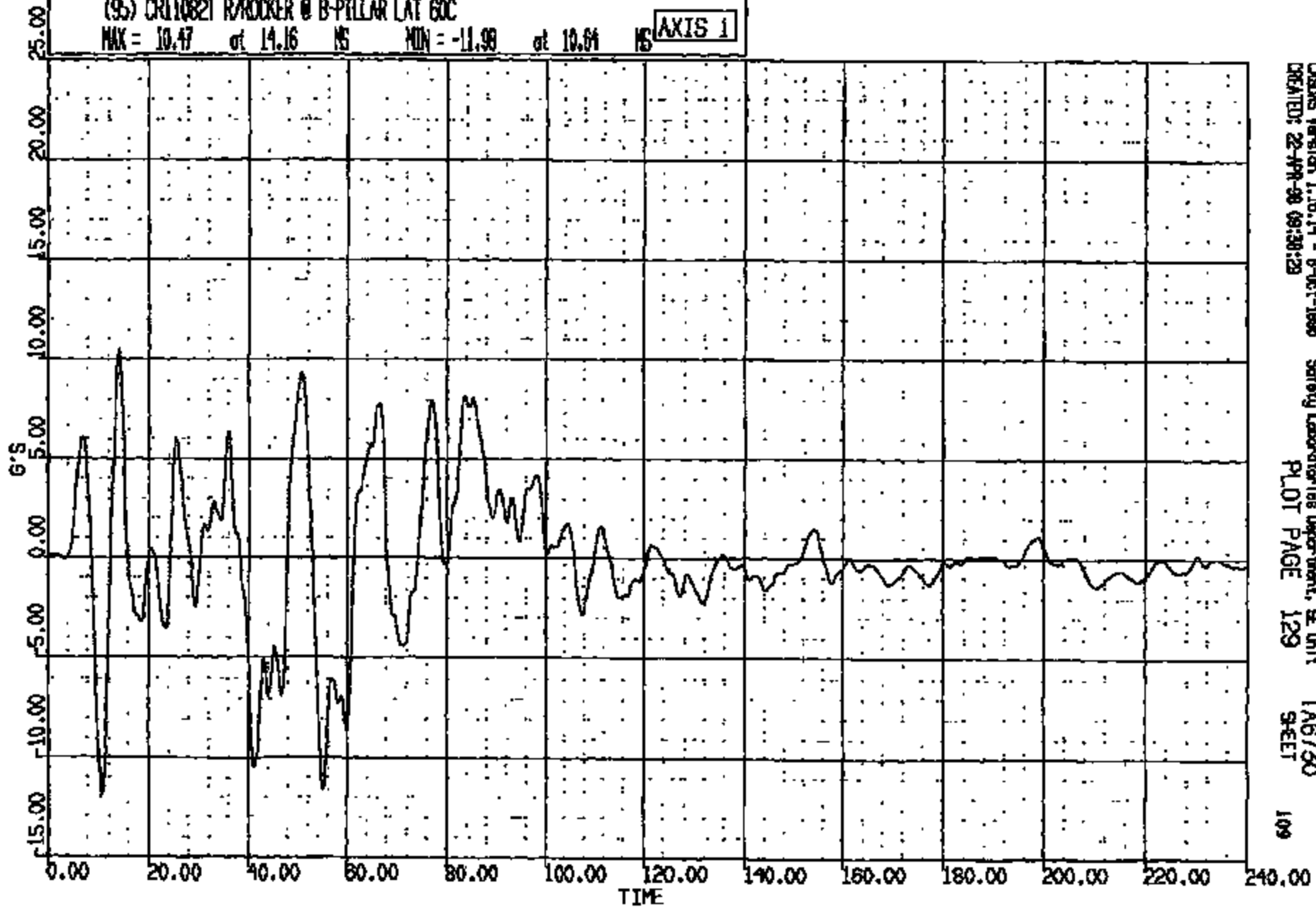
CRTS 0011082

CR R: 11082 TO: TA6730 DATE: 880422 08:40:04
189900 DN-101

(95) CRT10821 R/ROCKER @ B-PILLAR LAT 60C

MAX = 10.47 at 14.16 MS MIN = -11.98 at 10.64 MS

AXIS 1



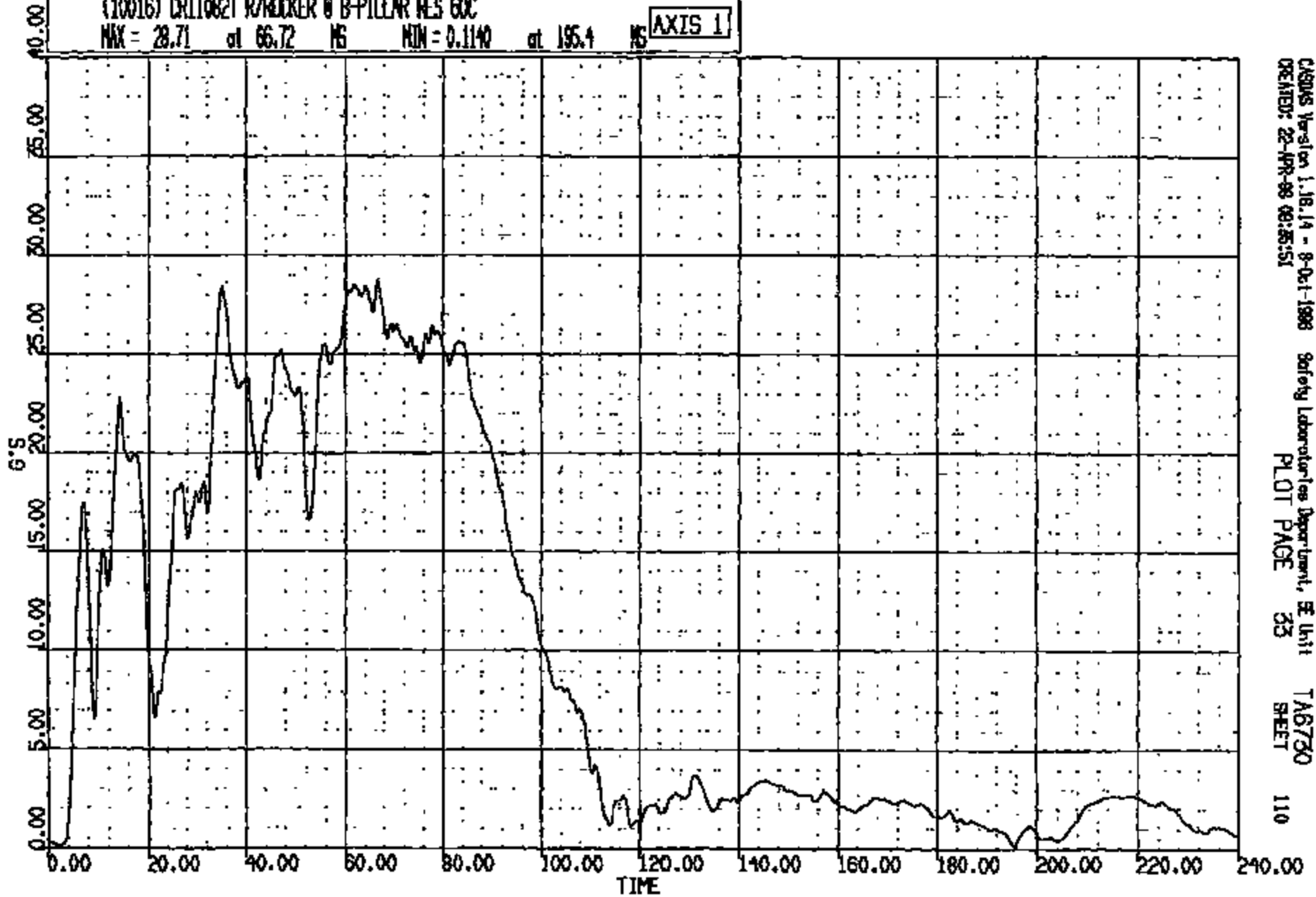
CADDS Version 1.16.14 - 8-04-1988 Safety Laboratories Department, SE Unit
CREATED: 22-APR-88 09:38:23
PLOT PAGE 129 SHEET 109

CRTS 0011082

CR #: 11082 TO: TAB750 DATE: 980422 08:40:04
199900 DN-101

(10016) CR11082T R/ROCKER @ B-PILLAR RES 60C
MAX = 28.71 at 66.72 MS MIN = 0.1140 at 195.4 MS

AXIS 1



CADNAS Version 1.18.14 - 8-01-1998
CREATED: 22-APR-98 08:35:51

Safety Laboratories Department, SE Unit
PLOT PAGE 33

TAB750
SHEET 110

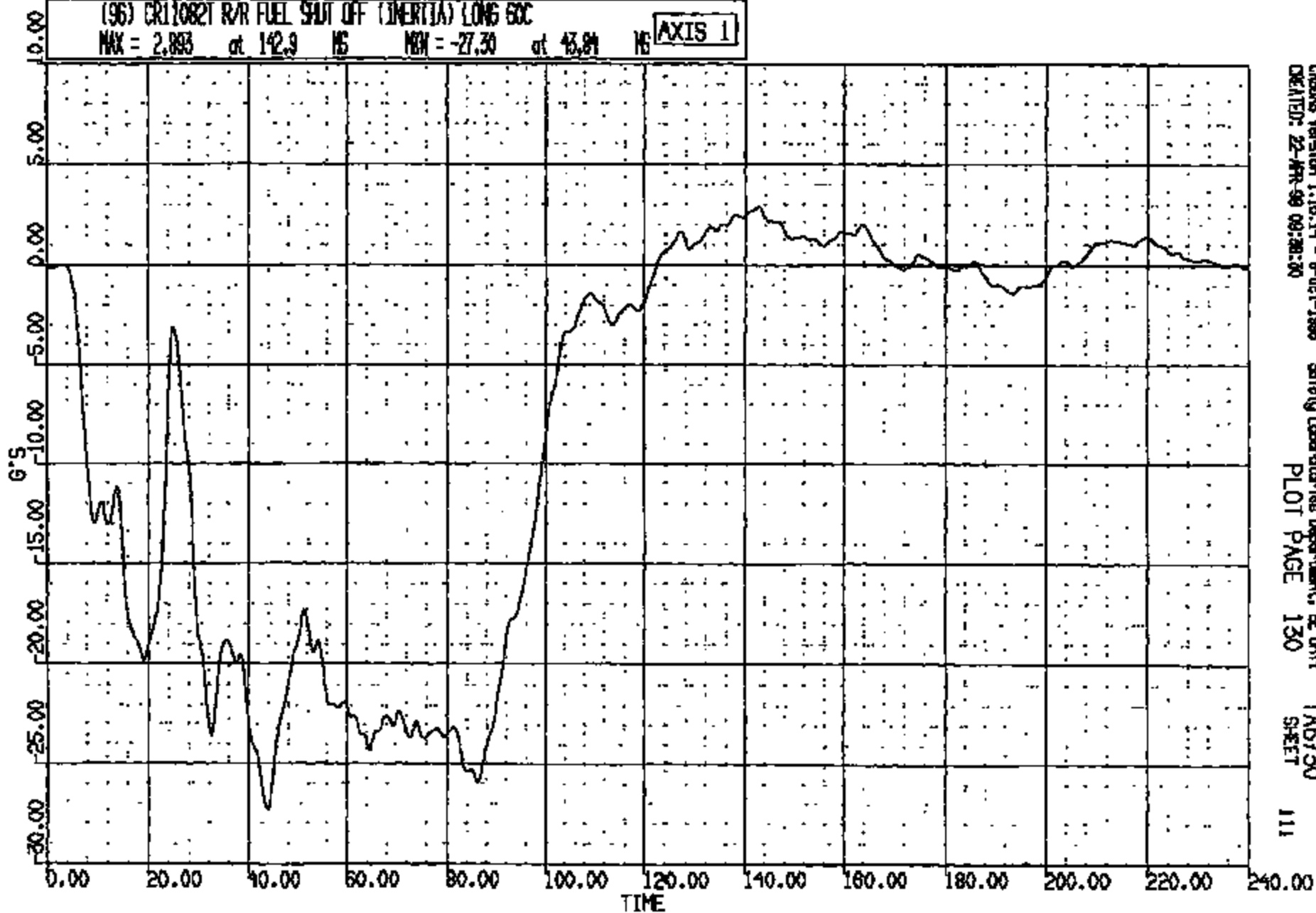
CRIS 0011082

CR R: 11082 TD: TA6730 DATE: 980422 08:40:04
198800 DN-101

(96) CR110821 R/R FUEL SHUT OFF (INERTIA) LONG SOC

MAX = 2.893 at 142.9 MS MIN = -27.30 at 43.84 MS

AXIS 1



CRS Version 1.16.14 - 8-Oct-1998
CREATED: 22-APR-99 09:38:30

Safety Laboratories Department, SE Unit
PLOT PAGE 130

TA6730
SHEET

111

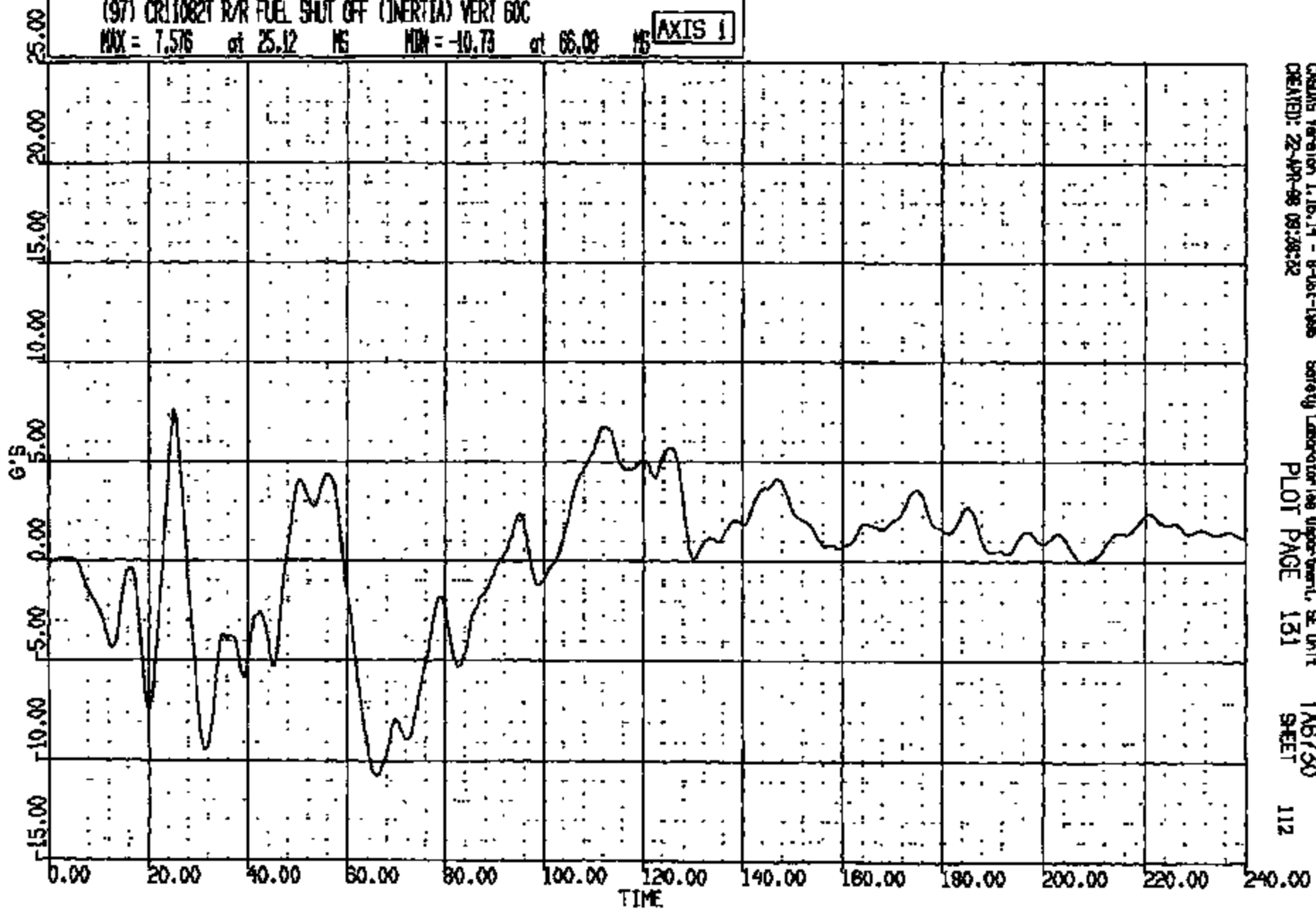
CRTS 0011082

CR R: 11082 TO: TAG730 DATE: 880422 08:40:04
180000 DN-101

(97) CR11082T R/R FUEL SHUT OFF (INERTIA) VERT GDC

MAX = 7.576 at 25.12 MS MIN = -10.73 at 66.08 MS

AXIS 1



CREAMS Version 1.16.14 - 8-Oct-1998
CREATED: 22-APR-98 09:28:32

Safety Laboratory (Department), SE Unit
PLOT PAGE 131

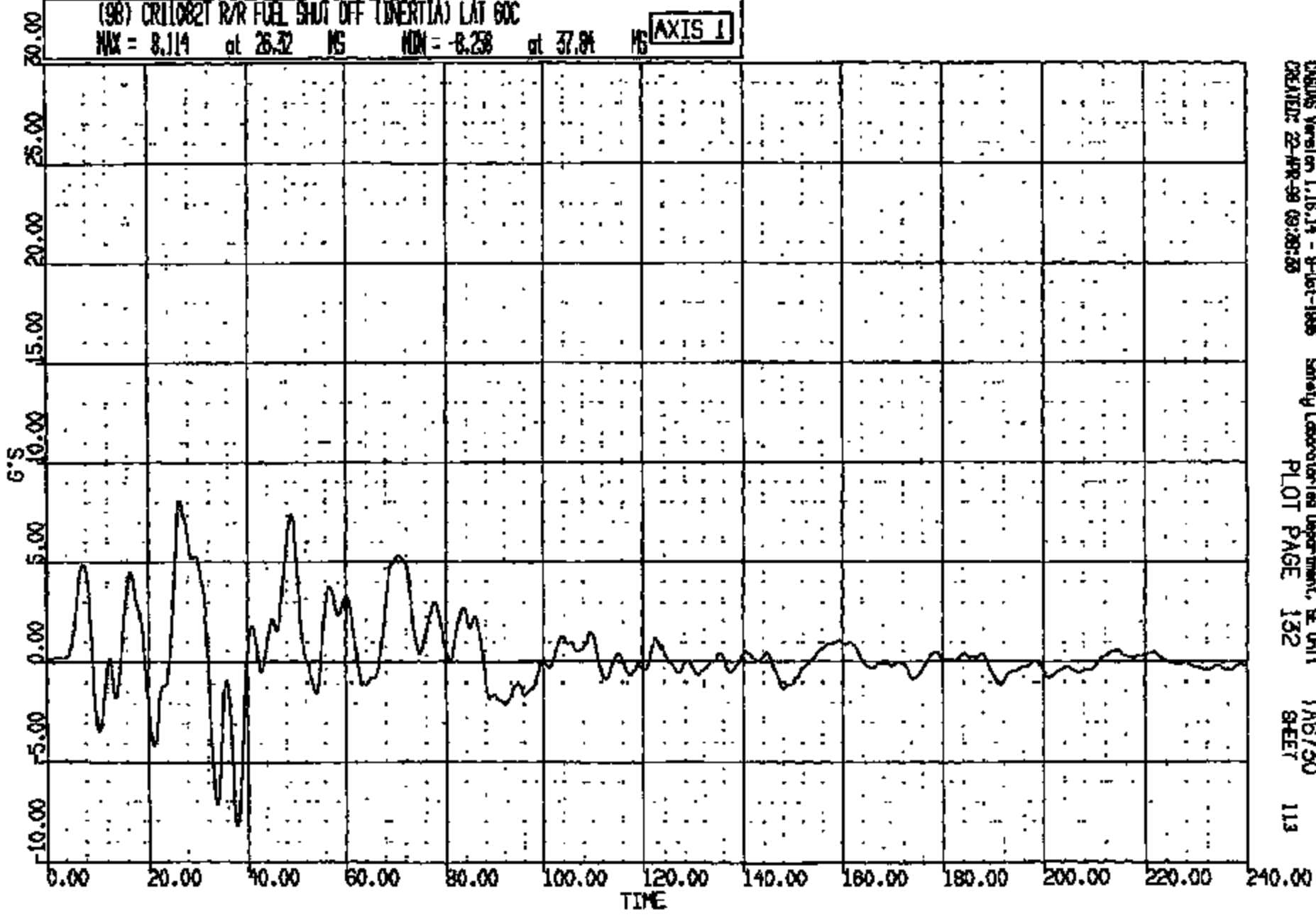
TAG730
SHEET

112

CRTS 0011082

CR RI 11082 TO: TA6730 DATE: 980722 08:40:04
189800 DN-101

(98) CR110821 R/R FUEL SHUT OFF (INERTIA) LAT 60C
MAX = 8.114 at 26.32 MS MIN = -8.238 at 37.84 MS **AXIS 1**

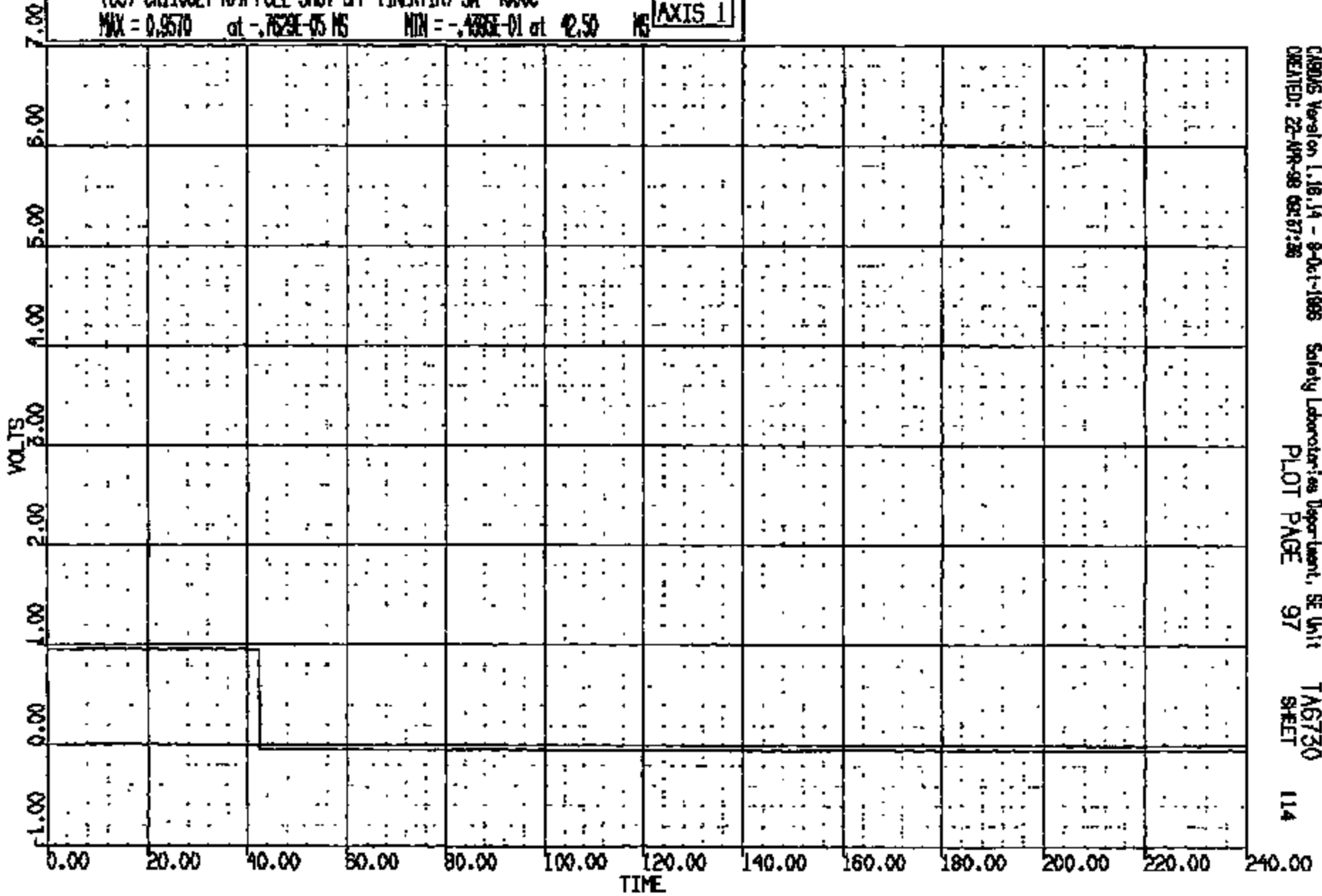


CRSUS Version 1.16.14 - 8-Oct-1998 Safety Laboratories Department, SE 411 TA6730
CREATED: 22-APR-98 09:28:25 PLOT PAGE 132 SHEET 113

CRIS 0011082

CR R: 11082 TO: TAB730 DATE: 980422 08:40:04
100000 DN-101

(63) CR110821 R/W FUEL SHUT OFF (INERTIA) SW 4000C
MAX = 0.9570 at -.7629E-05 MS MIN = -.4385E-01 at 42.50 MS **AXIS 1**



CARDAS Version 1.16.14 - 9-04-1998
CREATED: 22-MAR-98 08:57:26

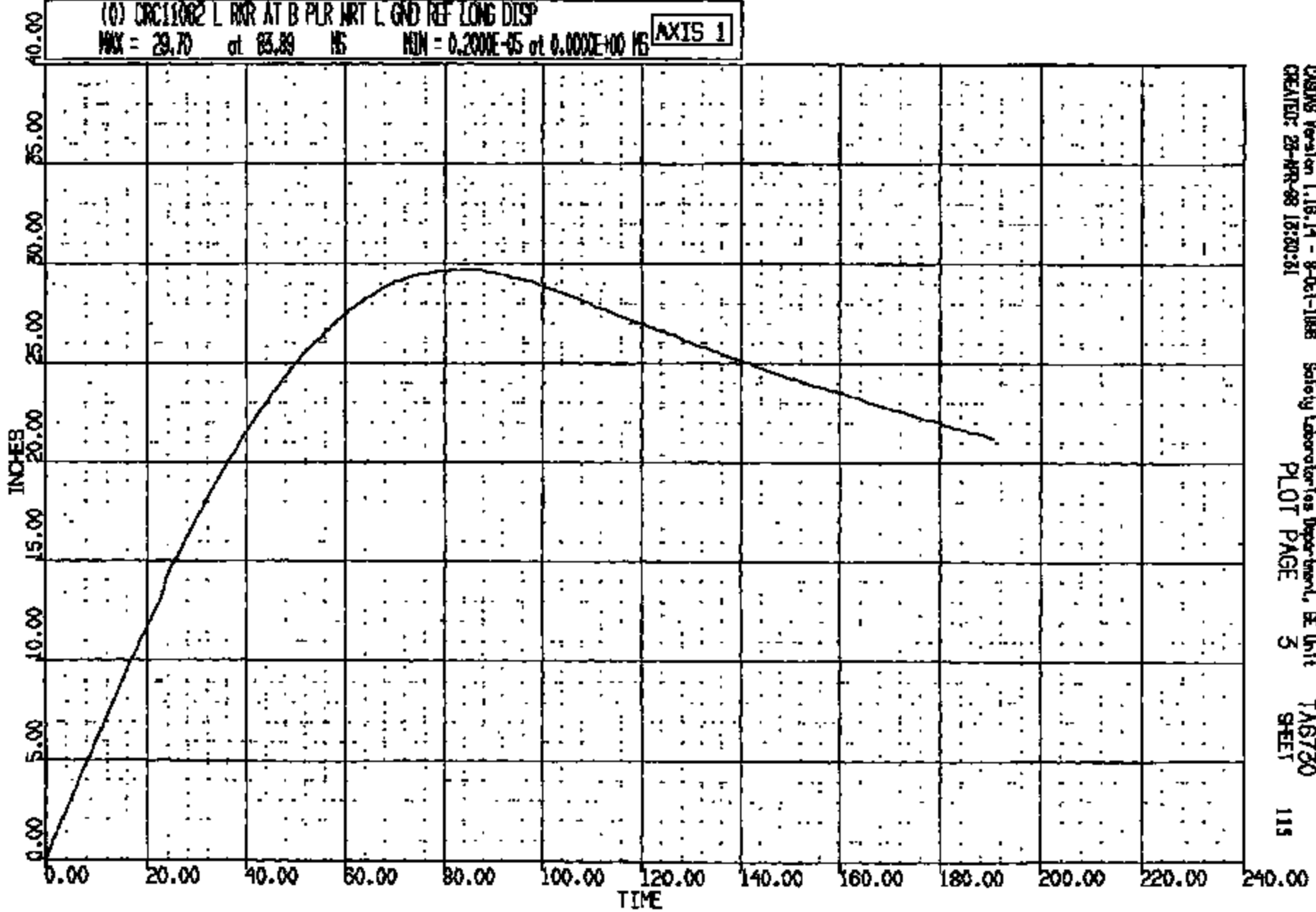
Safety Laboratories Department, SE Unit
PLOT PAGE 97

TAB730
SHEET

114

CR R: 11082 TO: TAB730 DATE: 880422 08:40:04
199000 DN-101

(0) CR011082 L ROR AT B PLR WRT L GND REF LONG DISP
MAX = 29.70 at 83.89 MS MIN = 0.200E-05 at 0.000E+00 MS **AXIS 1**

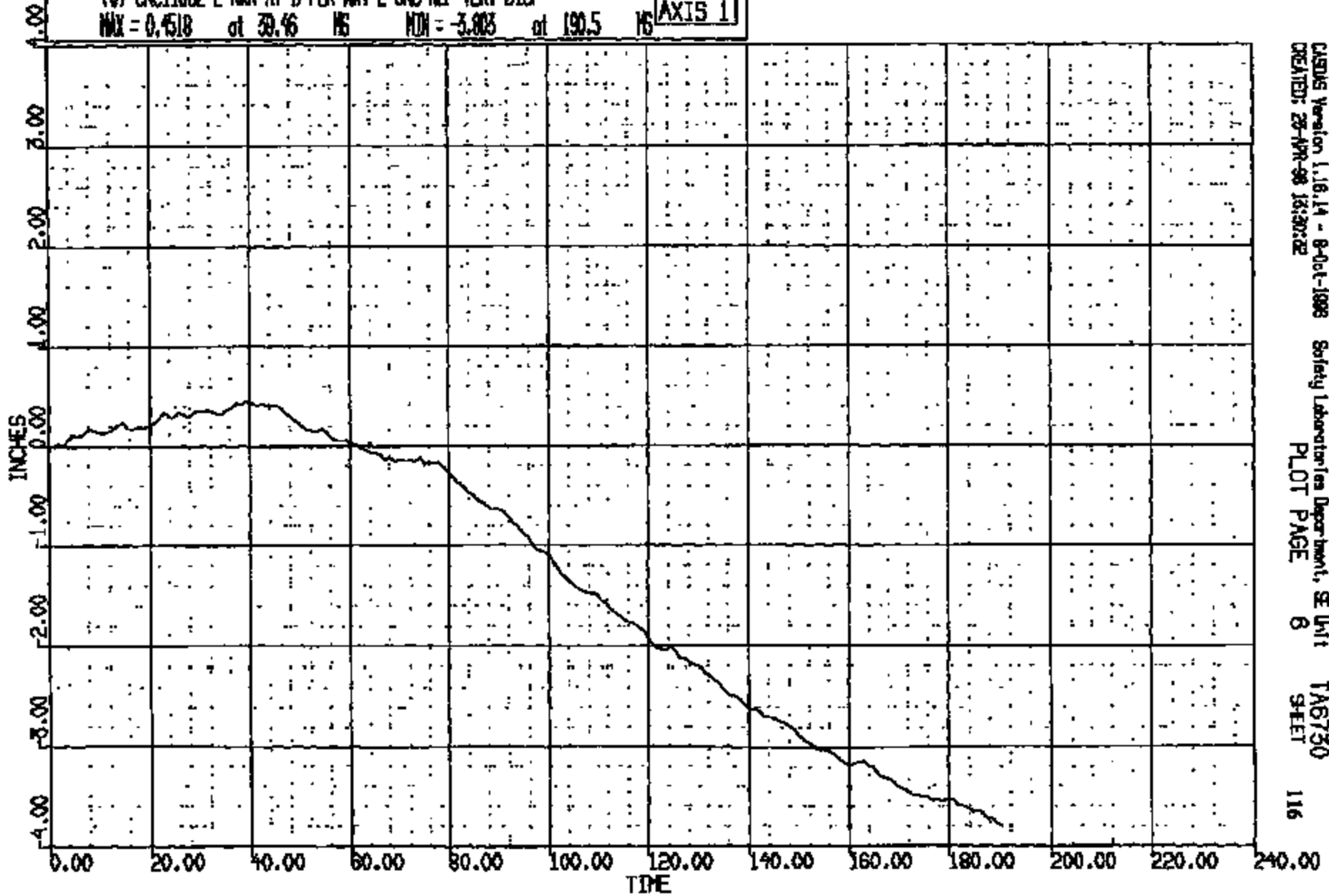


CASONS Version 1.18.14 - 8-01-1988 Safety Laboratories Department, BE Unit
CREATED: 28-MAR-88 16:30:51
PLOT PAGE 3
TAB730
SHEET 115

CRIS 0011082

CR R: 11082 TO: TAB730 DATE: 980422 08:40:04
199900 DN-101

(0) CR011082 L RMR AT B PLR WRT L GND REF VERT DISP
MAX = 0.4518 at 39.46 HS MIN = -3.803 at 190.5 HS **AXIS 1**



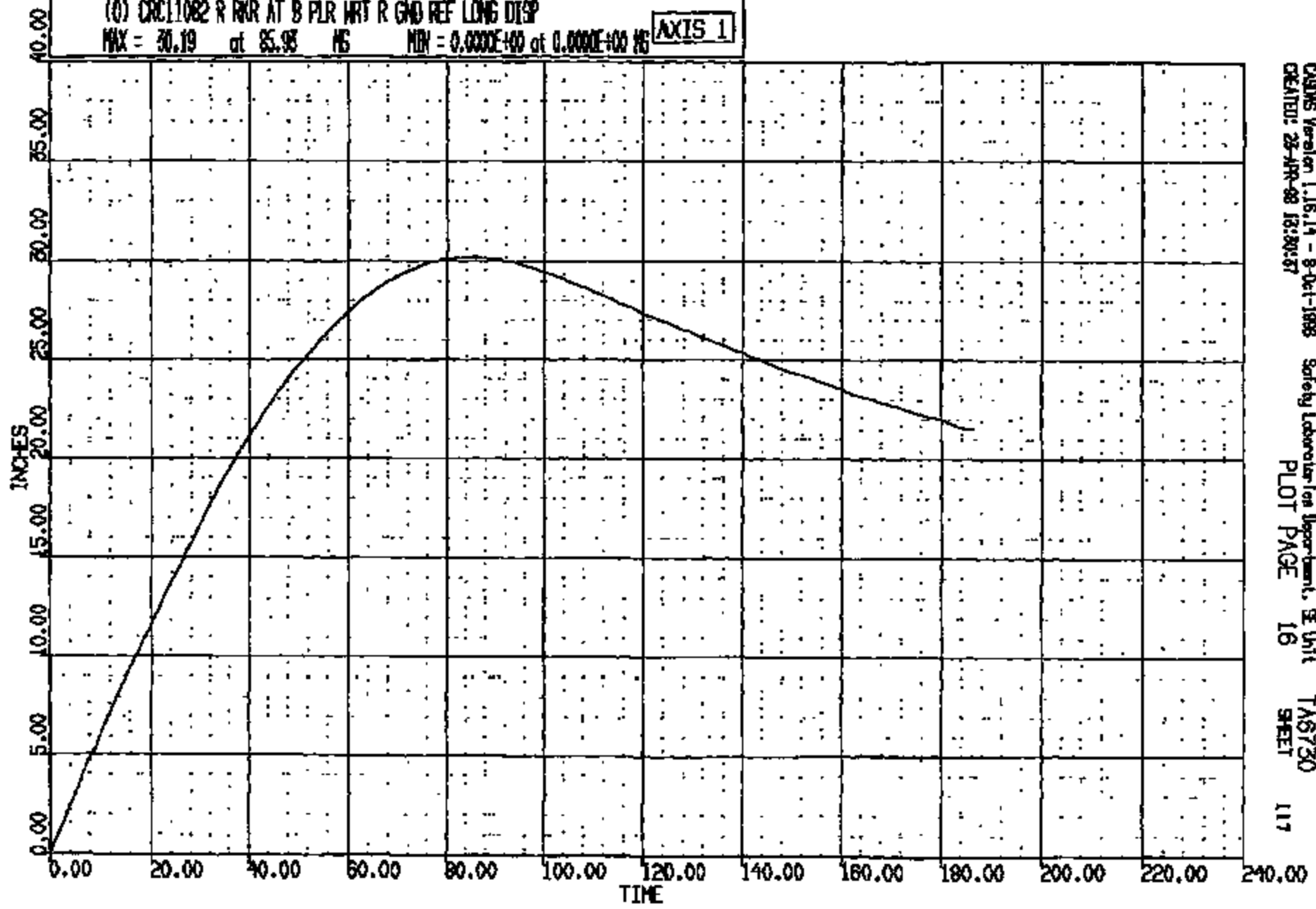
CADWIS Version 1.18.14 - 9-01-1999 Safety Laboratories Department, SE Unit
CREATED: 25-APR-98 16:30:22
PLOT PAGE 6
TAB730
SHEET 116

CRIS 0011082

CR R: 11082 TO: TAB730 DATE: 980422 08:40:04
10000 DN-101

(0) CRCL1082 R RWR AT B PLR WRT R GND REF LONG DISP
MAX = 30.19 at 85.98 MS MIN = 0.000E+00 at 0.000E+00 MS

AXIS 1

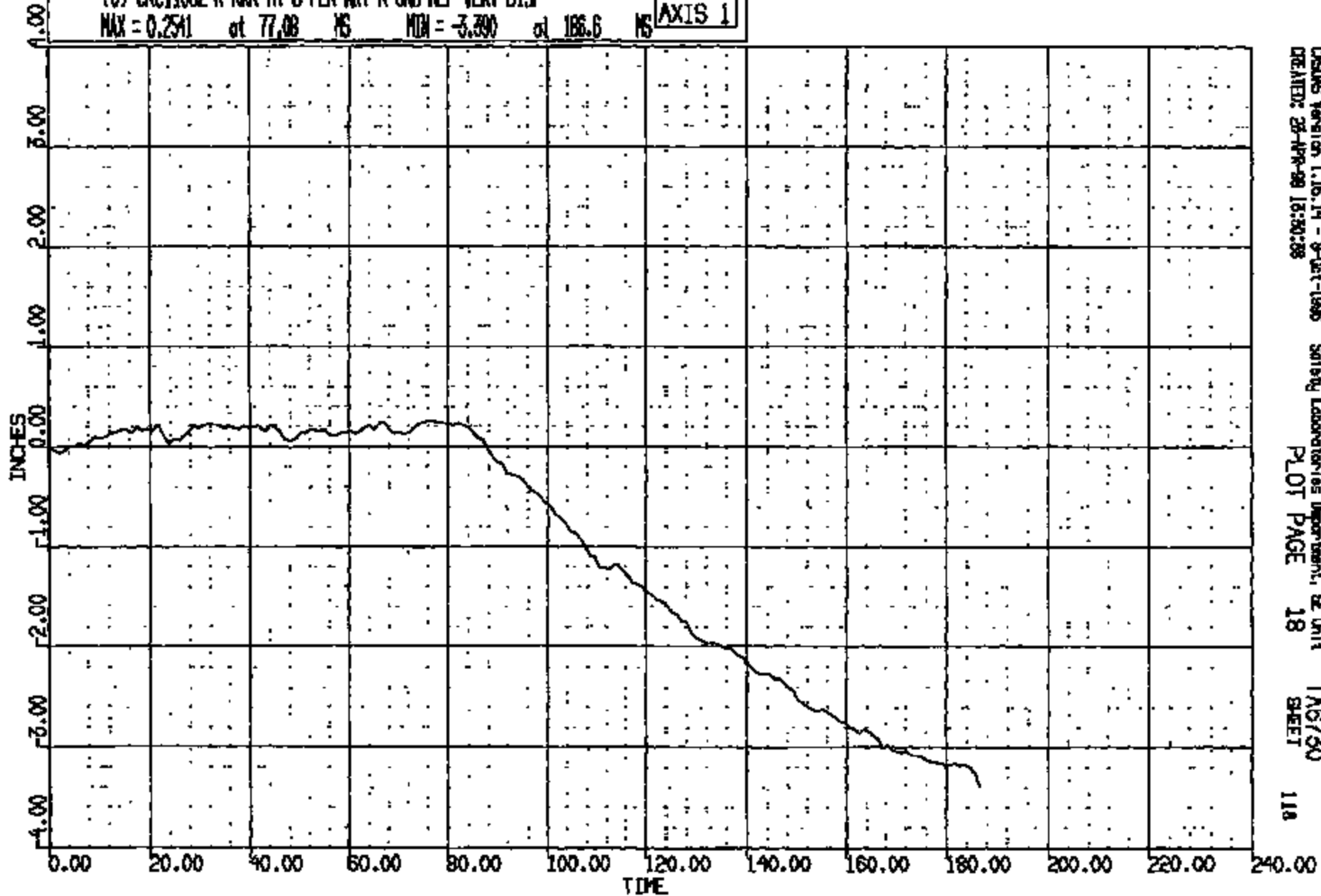


CADDS Version 1.16.14 - 8-Oct-1998 Safety Laboratories Department, SE Unit TAB730
CREATED: 25-APR-98 12:30:57 PLOT PAGE 16 SHEET 117

CRTS 0011082


CR R: 11082 TO: TAG730 DATE: 880422 08:40:04
188500 DN-101

(0) CRCL1082 R ROR AT B PLR NRT R GND REF VERT DISP
MAX = 0.2541 at 77.08 MS MIN = -3.390 at 186.6 MS **AXIS 1**



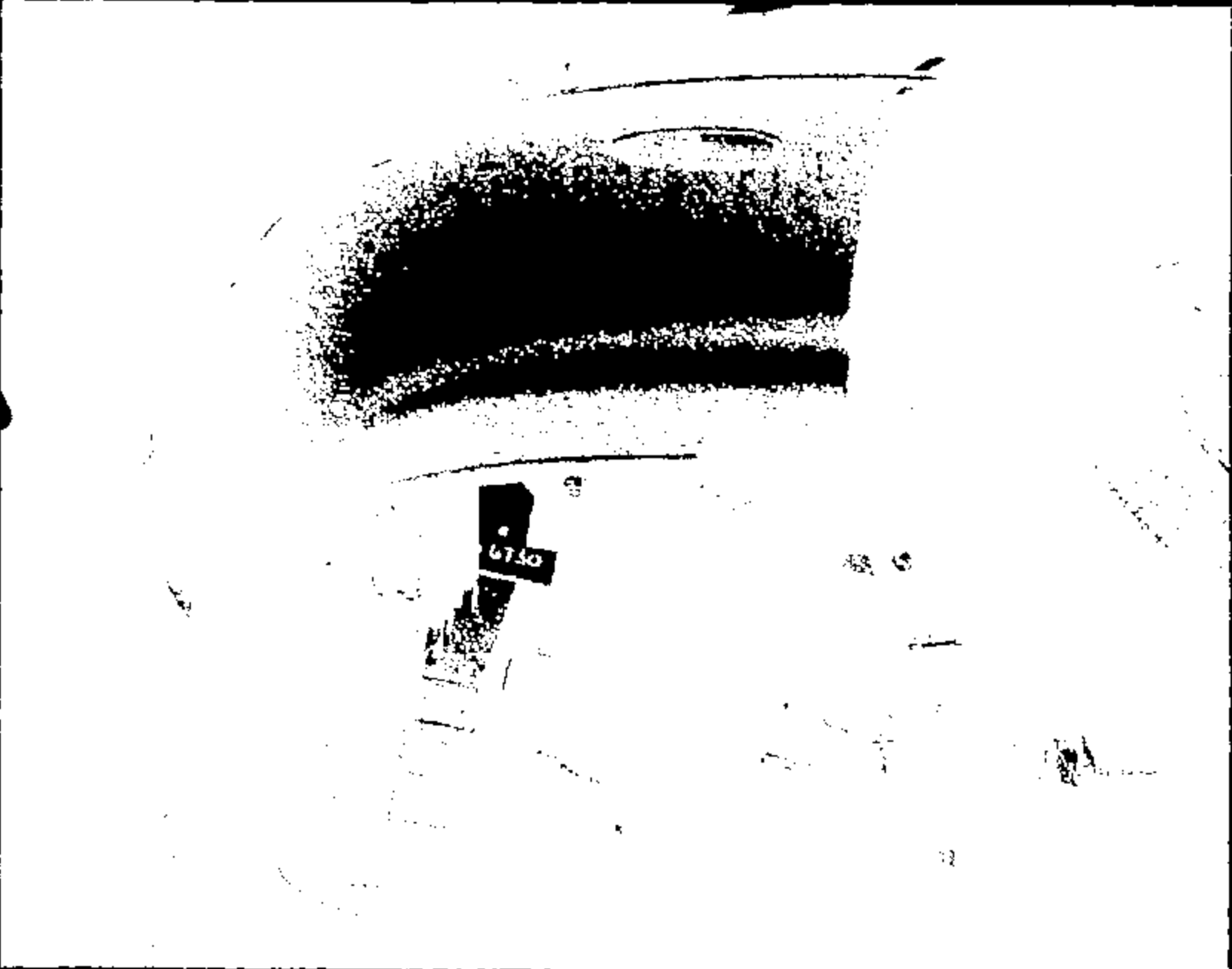
CRSNGS Version 1.16.14 - 9-Oct-1988 Safety Laboratories Department, EE Unit TAG730
CREATED: 28-APR-88 15:30:38 PLOT PAGE 18 SHEET 118

CRIS 0011082




Name: 11087001.JPG

CRTS 0011082



Name: 11082002.JPG


CRIS 0011082



Name:

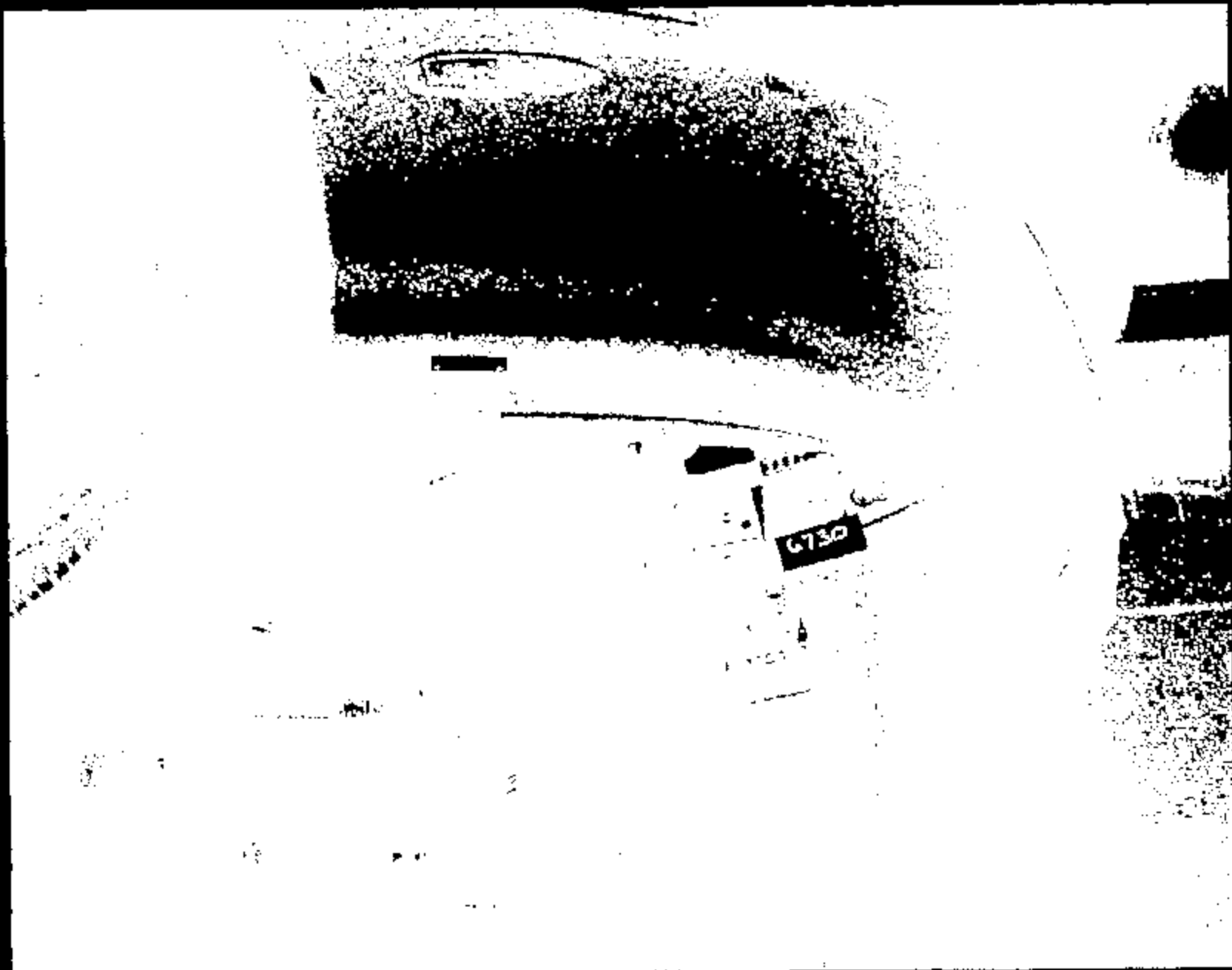
11882003.JPG

CRTS 0011082




Name :

11082004.JPG



Name : 11082005.JPG


CRIS 0011082



Name :

11082006.J50


CRIS 0011082



Name :

11062007.JPG

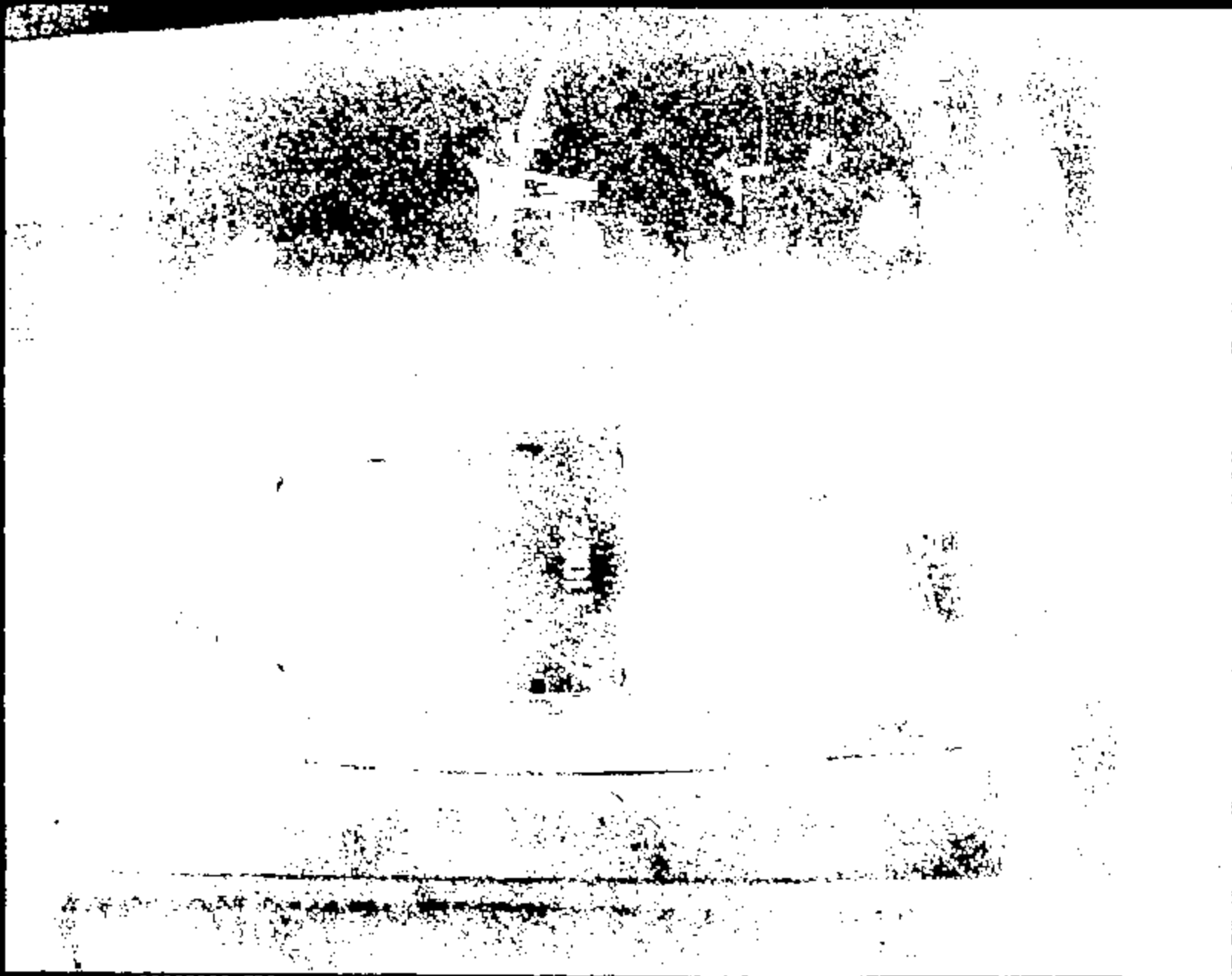
CRTS 0011082



Name :

11082006.JPG


CRTS 0011082



Name :

11082009.JPG


CRTS 0011082



Photos :

11082010.JPG

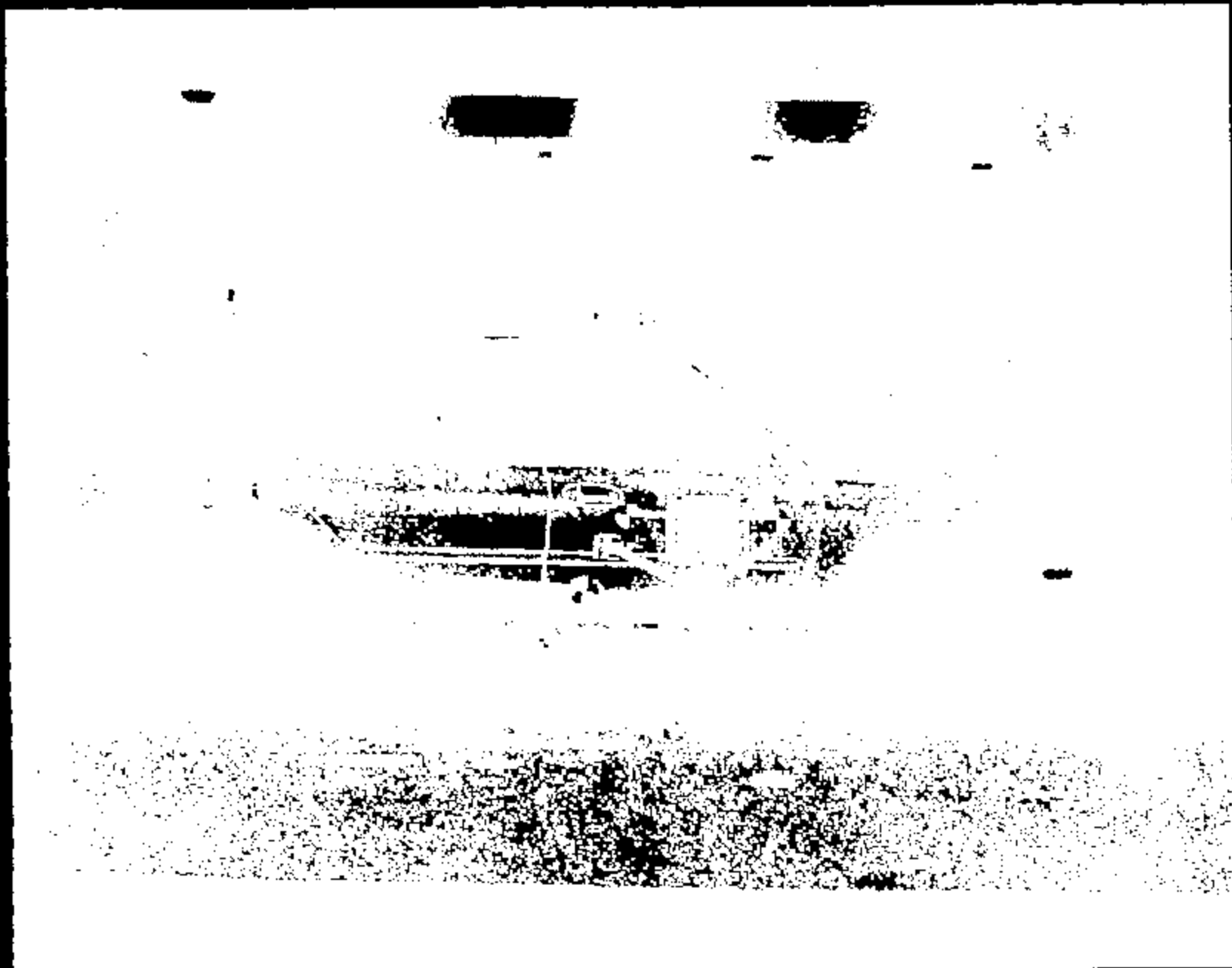
CRTS 0011082



Name :

11082011.JPG


CRTS 0011082



CRTS 0011082


Name :

11082012.JPG




Name: 11082013.JPG

CRTS 0011082



Name : 11082014.JPG

CRIS 0011082



Frame:


11082015.JPG

CRTS 0011082



Name: 11082016.JPG

CRTS 0011082



Name: 11082017.JPG

CRIS 0011082



6730



Name : 11082019.JPG



Name: 11082020.JPG

CRTS 0011082




Name: 11082021.JPG

CRTS 0011082



Name :

11082022.JPG



Name : 11082023.JPG



Name :

11082024.JPG

CRTS 0011082



Name :

11002025.JPG



Name: 11082026.JPG


CRTS 0011082



Name :

11092027.JPG


CRTS 0011082



Name :


11082028.JPG

CRTS 0011082



Name : 11082029.JPG


CRTS 0011082



Name:

11082030.JPG


CRTS 0011082



Page 1

11082031.JPG


CRTS 0011082



Name:

11082032.JPG

CRTS 0011082



Name: 11082033.JPG

CRIS 0011082




Name : 11082034.JPG



Image: 11082035.JPG

CRIS 0011082



Name :

11082036.JPG

CRTS 0011082





Name :

11082038.JPG

CRTS 0011082



Name :

11082039.JPG

CRTS 0011082



NAME1

11082040.JPG

CRTS 0011082



Name:

11082041.JPG

CKTS 0011082



CRTS 0011082


Name : 11082042.JPG



Page:

11082043.JPG


CRTS 0011082



Name:


11082044.JPG

CRIS 0011082



Name :


11082045.JPG



Name:

11082046.JPG


CRIS 0011082



Name :

11082047.JPG

CRTS 0011082



North 1

11082048.JPG


CRTS 0011082



Name :

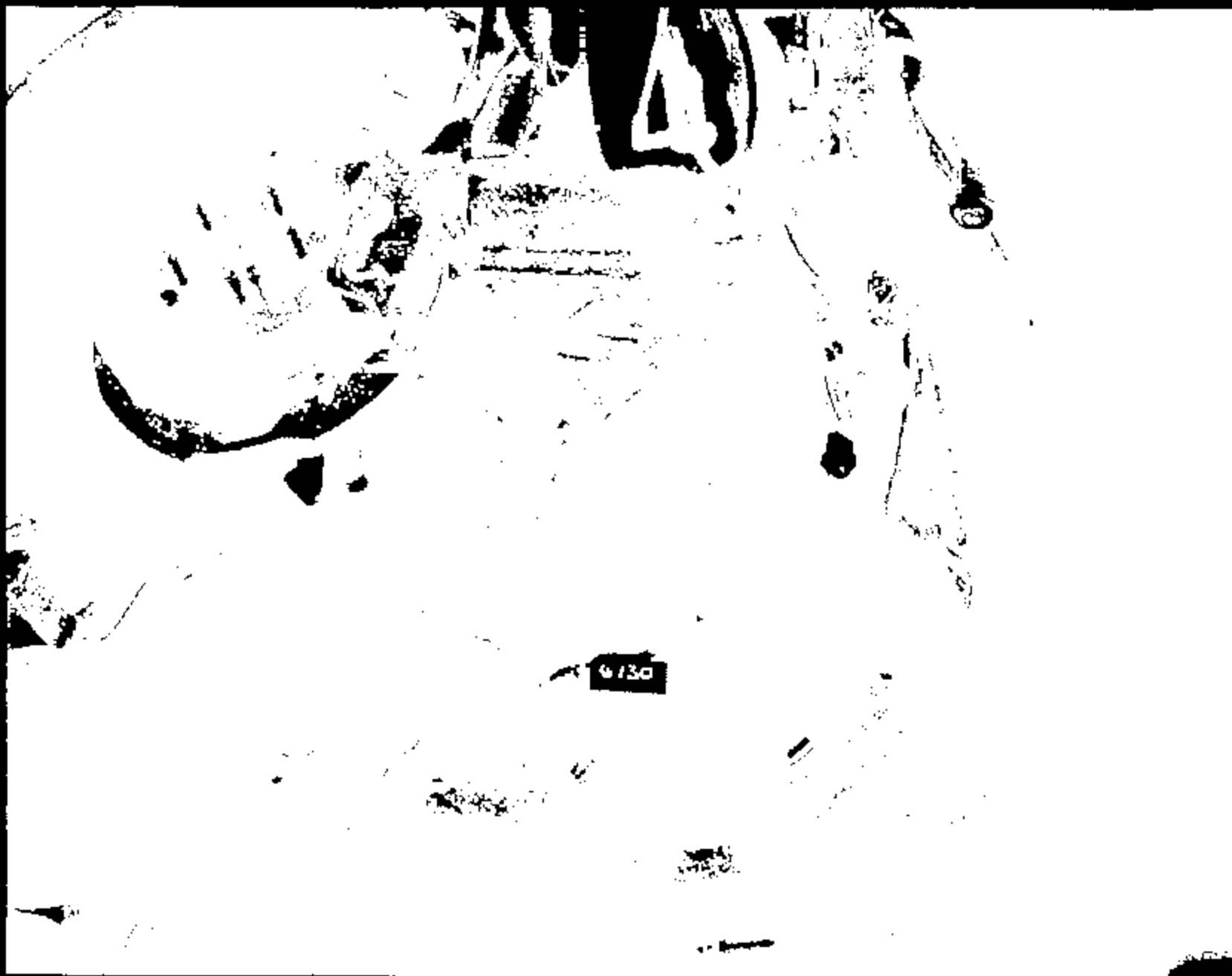
11082049.JPG

CRIS 0011082



Name: 11082090.JPG

CRTS 0011082



Name :

11002051.JPG

CRIS 0011082



Name :

11092052.JPG

CRIS 0011082



6730

CRIS 0011082

Name :


11082053.JPG



Name :


11082054.JPG

CRIS 0011082



Name : 11082055.JPG

CRTS 0011082



Vehicle
On To
Strip

Name : 11082056.JPG

CRTS 0011082



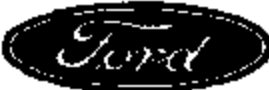
File: 11082057.JPG



Name :

1102058 .JPG

CRTS 0011082

 GTO Test Request		Requester/Coordinator (PROF# ID):	
		KEWING	
Testing Authority: Crash Barrier Test Lab		Date Submitted:	Requested Completion Date: 09-APR-08
Requestor Reference Number:		Requester/Coordinator (PROF# ID): KURT EWING	
Test Procedure Number: BT-25	Test Title and / or Subject of Test: DN101 35mph Frontal Barrier Impact		
Billable Requestor Dept No.: T081 AV2E16A	Worksheet/Work Order Number: F14	Test conducted to certify control item compliance with Government Regulations:	
Billable Requestor PROF# ID: KEWING	Billable Requestor Name: KURT EWING	Yes: <input type="checkbox"/>	No: <input checked="" type="checkbox"/>
Complete the following two questions as indicated 1 - Rational for not replacing this test by CAE Analysis (Check appropriate boxes)		2 - What is the expected Test Outcome: (Check appropriate boxes)	
Test Purpose/Test Procedure or Description of Test: T067-0T-05 Fixed Barrier Collision Test - Occupant Crash Protect (Interim Proc)			
<div style="border: 1px solid black; padding: 5px; display: inline-block;"> "RECORD COPY" Schedule No. <u>7-7-12</u> Retain Until <u>2018</u> </div>			
Signature Approvals (As Required for Control Purposes)			
Requesting Engineer <u>KURT EWING</u>		Testing Engineer _____	
Requesting Supervisor/Manager <u>JIM BOLAND</u>		Testing Supervisor _____	

BARRIER TEST REQUEST

TA5730

TEST OBJECTIVE: DEVELOPMENT, OCCUPANT PERFORMANCE, FUEL SYSTEM INTEGRITY
 IMPACT SPEED (MPH) = 35
 TEST PROCEDURE: ST-25
 IMPACT TEST VEHICLE FRONTALLY INTO 90 DEGREE RIGID BARRIER.
 PLEASE CONDUCT POST TEST FUEL SYSTEM PRESSURE CHECK.

TEST VEHICLE TAG: 679T248
 TEST VEHICLE VIN: 1FAPP82U4V0169164
 MODEL: DN161
 MODEL YEAR: 1999
 TASK NO.: F1
 BILLABLE DEPT.: T561
 PDL: CDC 0267

FUEL: TYPE = STODDARD FILL LEVEL (GAL.) = 8

TIRE PRESSURE (PSI): FRONT = 30 REAR = 30 SPARE = NA
 CURB WEIGHT (LBF.): FRONT = 2131 REAR = 1163 TOTAL = 3294
 TEST WEIGHT (LBF.): FRONT = 2289 REAR = 1905 TOTAL = 3654
 +/- = 28

RIDE HEIGHTS (IN): FRONT = LEVEL RKR REAR = LEVEL RKR
 +/- = TO GROUND +/- = TO GROUND

MAY REMOVE: EXHAUST, DECK LID, DOOR GLASS, INTERIOR TRIM, FUEL TANK.
 DO NOT PLACE WEIGHT: FRONT FOOTWELLS, OR UNDERHOOD LOCATIONS OTHER THAN IN ENGINE (SEE BELOW).
 MAX ADD TO ENGINE: 75 LBF.
 LOAD TO TEST WEIGHT & LEVEL ROCKERS WRT GROUND.
 SPRING INSERTS ACCEPTABLE.

OCCUPANT TYPE: LEFT FRONT = HYBRID 3 60TH %
 RIGHT FRONT = HYBRID 3 60TH %

DUMMY POSITIONING: ST-25 DRIVER FOOT-REST: YES

SEAT POSITIONING:

	LONG	VERT	BACK ANGLE (DEG.)	PKG CHK.
LEFT FRONT =	MID	FULL DWN	27.8 (FRAME)	Y
RIGHT FRONT =	MID	FULL DWN	27.8 (FRAME)	Y

NOTE TO PACKAGE LAB: PLEASE RECORD BODY COORDINATES OF ROCKER @ B-PILLAR TOT ALSO.

RESTRAINTS USAGE:

	BELT	PYRO BELT	FRY BAG	SIDE BAG
LEFT FRONT =	X		X	
RIGHT FRONT =	X		X	

SENSOR SYSTEM: REMOTE DEPLOY @ 12 ms.

BARRIER TEST REQUEST

TA8730

DIMENSIONAL ANALYSIS: NONE

STILL PHOTO: STANDARD PRE & POST TEST

HIGH SPEED FILM:

OFFBOARD			ONBOARD		
1	RIGHT	OVERALL	1	RIGHT	FRONT DOOR
2	RIGHT	A-PILLAR FORWARD	2	RIGHT	RETRACTOR
3	RIGHT	DUMMY KINEMATICS	3	RIGHT	D-RING
4	LEFT	OVERALL	4	RIGHT	OVER SHOULDER
5	LEFT	A-PILLAR FORWARD	5	LEFT	FRONT DOOR
6	LEFT	DUMMY KINEMATICS	6	LEFT	RETRACTOR
7	OVERHEAD	OVERALL	7	LEFT	D-RING
8	OVERHEAD	A-PILLAR FORWARD	8	LEFT	OVER SHOULDER
9	PIT	A-PILLAR FORWARD			
TOTAL OFFBOARD = 9			TOTAL ONBOARD = 8		

FILM ANALYSIS:

LEFT ROCKER DISP. & VELOCITY @ B-PILLAR WRT GROUND
 RIGHT ROCKER DISP. & VELOCITY @ B-PILLAR WRT GROUND
 LEFT DUMMY HEAD DISP. & VELOCITY WRT LEFT ROCKER @ B-PILLAR
 RIGHT DUMMY HEAD DISP. & VELOCITY WRT RIGHT ROCKER @ B-PILLAR
 VEHICLE PITCH
 VEHICLE DROP

DIGITIZED FILM:

OFFBOARD	3	RIGHT	DUMMY KINEMATICS
OFFBOARD	6	LEFT	DUMMY KINEMATICS

SPECIAL BUILD INSTRUCTIONS:

- 1 UPDATE DRIVER AIR BAG (TBD)
- 2 UPDATE PASSENGER AIR BAG (TBD)
- 3 UPDATE RIGHT & LEFT FRONT SEAT BELT ASSEMBLIES (TBD)
- 4 UPDATE RAD SUPPORT CENTER TO ACCEPT PCB & ACCEL.
- 6 UPDATE ECU MODULE.
- 6 REMOVE HOOD, EXHAUST, DECKLED, SIDE WINDOW GLASS
- 7 UPDATE FRONT BUMPER TO RA120 MATERIAL BEAM (DO NOT REPLACE FRONT FASCIA).
- 8 UPDATE FUEL SUPPLY LINE BUNDLE.
- 8 COLOR CONTRAST UNDERHOOD COMPONENTS AND FRONT BUMPER.

CONTACTS:

	NAME	PHONE	PAGER
REQUESTOR:	K. EWING	24-88188	KEM
BLD. COORD:	B. PAGANO	32-90845	BPAG
SUPERVISOR:	K. ARTHURS	38-05159	KART

File: TA8730, Tab: REQUEST
 Revised: 03/16/98
 Printed: 3/16/98, 7:19 AM

DUMMY MEASUREMENT REPORT
CRASH BARRIER

TEST NUMBER 11082
TEST ORDER NUMBER TA6730

DUMMY POSITION LEFT FRONT
DUMMY ABBREV 50H3

ABSOLUTE MEASUREMENTS (INCH)	MEASUREMENT
LEG (HYB II)/KNEE (HYB III) TO INST PANEL LEFT	2.80
LEG (HYB II)/KNEE (HYB III) TO INST PANEL RIGHT	3.10
ROCKER TARGETS TO GROUND FRONT	7.10
ROCKER TARGETS TO GROUND REAR	7.20
NOSE TO STEERING WHEEL	14.40
NOSE TO INSTRUMENT PANEL	
INSTRUMENT PANEL TO TORSO	
STEERING WHEEL TO TORSO	7.20
STEERING WHEEL TOP LEGS	1.20
KNEE SPREAD OS-OS (HYB II)/CL-CL (HYB III)	9.20
SEAT BACK ANGLE	22.70
PELVIC ANGLE	22.20
HEAD ANGLE	0.40
ROCKER ANGLE	0.20
NECK BRACKET ANGLE	0.00
BUMPER TARGET TO GROUND	

RELATIVE MEASUREMENTS (INCH)	VRT FRT RKR TGT
HEAD LAT	15.40
HEAD VERT	38.20
HEAD LONG	14.10

SHOULDER LAT
SHOULDER VERT
SHOULDER LONG

H-POINT LAT	11.20
H-POINT VERT	12.10
H-POINT LONG	10.10

O/S KNEE BOLT LAT	11.30
O/S KNEE BOLT VERT	17.10
O/S KNEE BOLT LONG	-5.10

DUMMY MEASUREMENT REPORT
CRASH BARRIER

NUMBER 11082
TEST ORDER NUMBER TA6730

DUMMY POSITION RIGHT FRONT
DUMMY ABBREV 50H3

ABSOLUTE MEASUREMENTS (INCH)	MEASUREMENT
LEG(HYB II)/KNEE(HYB III) TO INST PANEL LEFT	3.10
LEG(HYB II)/KNEE(HYB III) TO INST PANEL RIGHT	3.10
ROCKER TARGETS TO GROUND FRONT	7.20
ROCKER TARGETS TO GROUND REAR	7.20
NOSE TO STEERING WHEEL	
NOSE TO INSTRUMENT PANEL	22.40
INSTRUMENT PANEL TO TORSO	17.60
STEERING WHEEL TO TORSO	
STEERING WHEEL TOP LEGS	
KNEE SPREAD OS-OS(HYB II)/CL-CL(HYB III)	7.80
SEAT BACK ANGLE	27.90
PELVIC ANGLE	22.40
HEAD ANGLE	0.10
ROCKER ANGLE	0.20
NECK BRACKET ANGLE	0.00
BUMPER TARGET TO GROUND	

RELATIVE MEASUREMENTS (INCH)	WRT FRT RKR TGT
HEAD LAT	14.70
HEAD VERT	37.70
HEAD LONG	16.60

SHOULDER LAT
SHOULDER VERT
SHOULDER LONG

H-POINT LAT	9.80
H-POINT VERT	12.50
H-POINT LONG	10.80

O/S KNEE BOLT LAT	11.60
O/S KNEE BOLT VERT	16.40
O/S KNEE BOLT LONG	-4.90



"RECORD COPY"
 Schedule No. 7-7-12
 Retain Until 2018
 OCCASIONALLY

FINAL TEST REPORT

**Global Test Operations
 Advanced Vehicle Technology**

TO: J. Boland

Test Order No. T-6782
Work Task W. O. No. F14
Test Date 5/20/98
Date Reported 6/5/98
Sheet 1 of 114

SUBJECT: Crash Test 11108 (90° Front Fixed Barrier Impact at 34.9 ± 0.4 mph, 56.2 ± 0.6 km/h) - 1998 Taurus (DN-101) 4-Door Sedan

REQUESTED BY: Vehicle Safety and CAE Department, Advanced Vehicle Technology - K. Ewing

OBJECT: To obtain development data relative to FMVSS 208.

SUMMARY OF TEST RESULTS: See Section 1.0 for injury criteria data.


 5/4/98
 Concur: R. Burns
 Section Supervisor
 Operations Engineering Section


 A. Galar
 Product Test Engineer

VEHICLE DATA:

Make and Model 1999 Taurus (DN-101) 4-Door Sedan

ID Numbers 1FAFP82U6WG189198, 579-W-248, DC9808

Power Train 3.0L, EFI, Automatic Transaxle

Fuel Tank(s) Test Condition: Removed

Front Seat(s) Type: Bucket
 Cover: Cloth
 Tracks/Position: Manual/Mechanical Mfid
 Seat Backs/Position: Adjustable/LF: 22.3° Rear of Vertical,
 RF: 22.9° Rear of Vertical
 Head Restraints/Position: Adjustable/Up

Restraint System LF: 3-Point Continuous Loop Active Belt and
 Steering Wheel Air Bag
 RF: 3-Point Continuous Loop Active Belt and
 Instrument Panel Air Bag

Occupants LF & RF: 50th Percentile Male, Hybrid III,
 Instrumented

Test Weight Front: 2900 lb (1048 kg)
 Rear: 1664 lb (709 kg)
 Total: 3564 lb (1763 kg)

Tires Front: P205/85R15 80 psi (207 kPa)
 Rear: P205/85R15 80 psi (207 kPa)
 Spars: Removed

Significant Content or Accessories: Air Conditioning, Power Steering, Power Brakes, Tilt Steering Wheel

GENERAL TEST COMMENTS:

1. Test Procedure

The test was performed according to the following Corporate test procedure(s):

Occupant Crash Protection, T657-ST-25 dated July 17, 1996.

2. Remarks

Crash movies, pre- and post-crash still images of the test vehicle and copies of this report are available through the Operations Engineering Section, Safety Laboratories Department, GTO. The crash still images are stored and archived on CD ROMs. The file names of the still images are listed under crash number and a three digit sequence number which are 11108001 through 11108082.

TEST RESULTS:**1.0 Occupant Injury Data (EMVSS 906)**

	<u>L. F. Dummy</u>	<u>R. F. Dummy</u>
Head Injury Criteria (HIC)	265	352
Interval		
t1	63 ms	64 ms
t2	99 ms	100 ms
Chest resultant acceleration level at 3 ms cumulative duration	48 g	39 g
Chest Deflection (Hybrid III)	1.4 in	1.8 in
Peak axial compression load:		
Left femur	680 lb	733 lb
Right femur	620 lb	802 lb
Peak axial tension load:		
Left femur	24 lb	239 lb
Right femur	169 lb	108 lb
Dummy contained within the vehicle during the crash	Yes	Yes

Time histories of the dummy instrumentation are included in this report.

Time histories of the dummy dynamic displacements obtained from Film Analysis are included in this report.

Time histories of the air bag/sensor(s) are included in this report.

Time histories of any requested derived data (i.e. integrations, etc.) were given to the requesting activity and are not included in this report.

2.0 Vehicle Crush, Film Analysis and/or Instrumentation Data

	<u>Maximum Dynamic Longitudinal Crush</u>	
	<u>in.</u>	<u>(mm)</u>
Left Side	28.9	(734)
Right Side	29.8	(744)

Time histories of the vehicle accelerations and other instrumentation are included in this report.

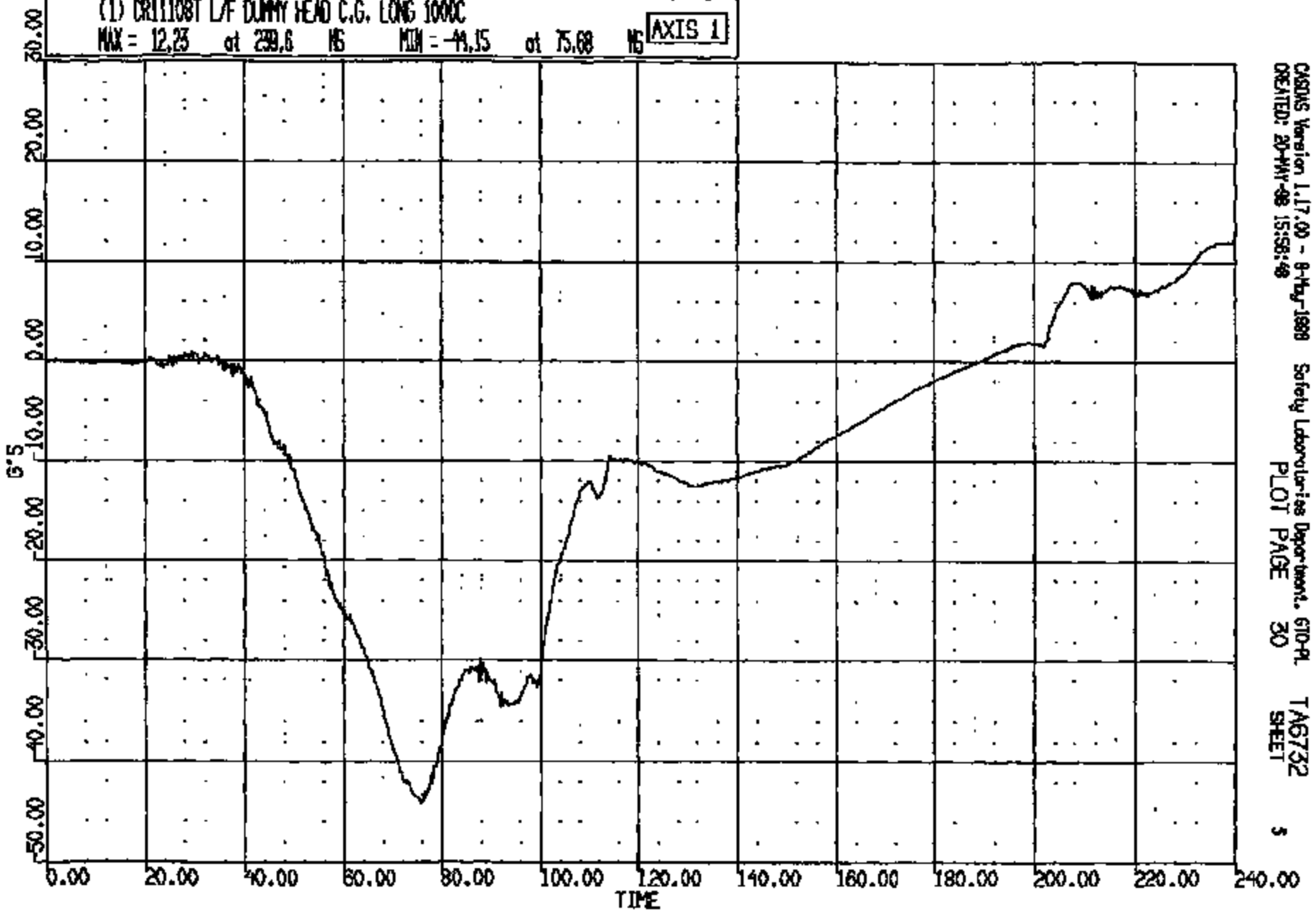
Time histories of vehicle dynamic displacements obtained from Film Analysis are included in this report.

Time histories of any requested derived data (i.e. integrations, etc.) were given to the requesting activity and are not included in this report.

CR R: 11108 TO: TAG732 DATE: 980520 15:10:56
1999 DN-101

(1) CR11108T L/F DUMMY HEAD C.G. LONG 1000C
MAX = 12.23 at 239.6 NS MIN = -44.15 at 75.68 NS

AXIS 1



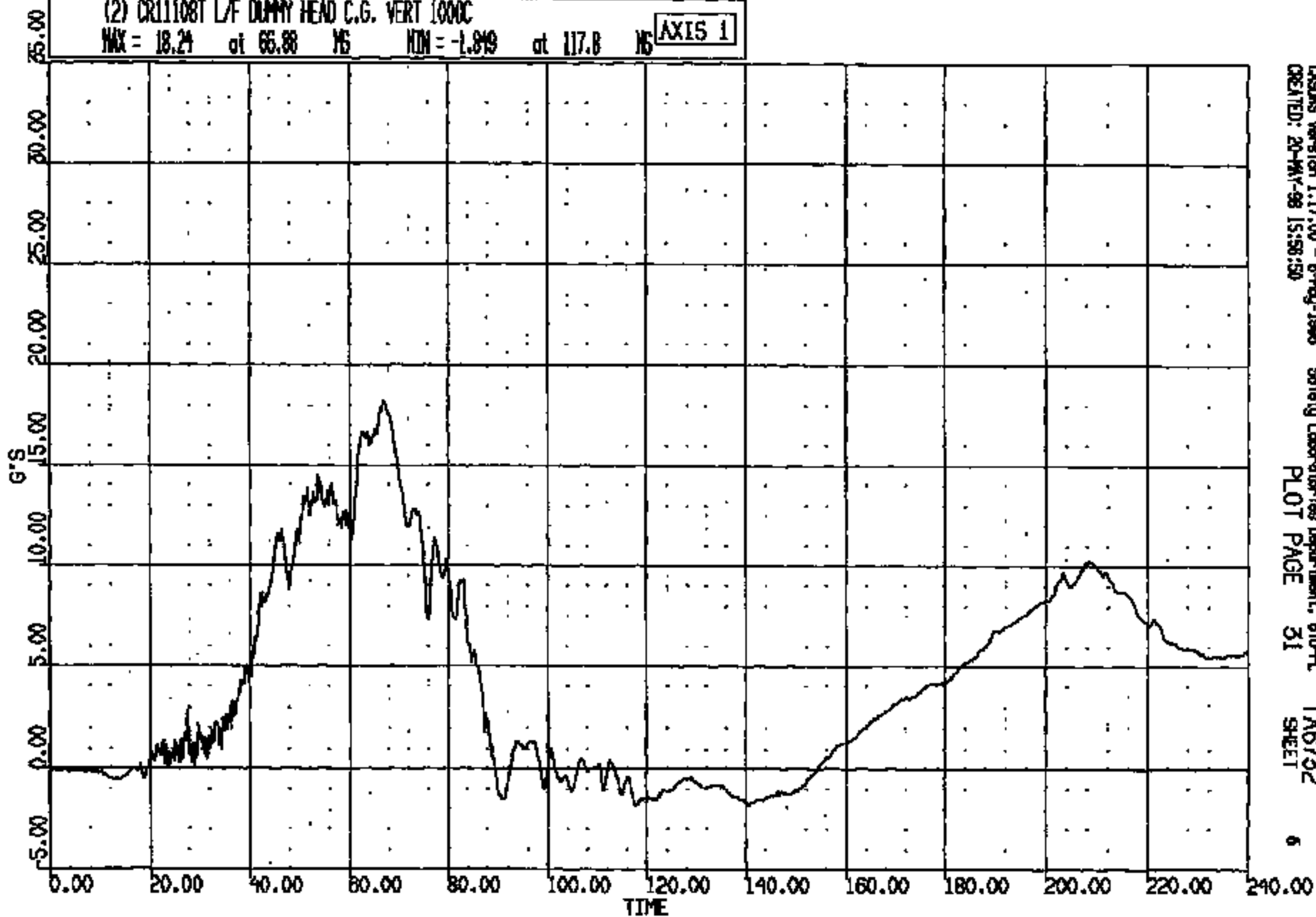
CASINS Version 1.17.00 - 8-May-1999 Safety Laboratories Department, 610-PL TAG732
CREATED: 20-MAY-98 15:58:49 PLOT PAGE 30 SHEET 5

CRTS 0011108

CR R = 11108 TO: TA6732 DATE: 980520 15:10:58
1099 ON-101

(2) CR11108T L/F DUMMY HEAD C.G. VERT 1000C

MAX = 18.24 at 65.88 MS MIN = -1.919 at 117.8 MS AXIS 1



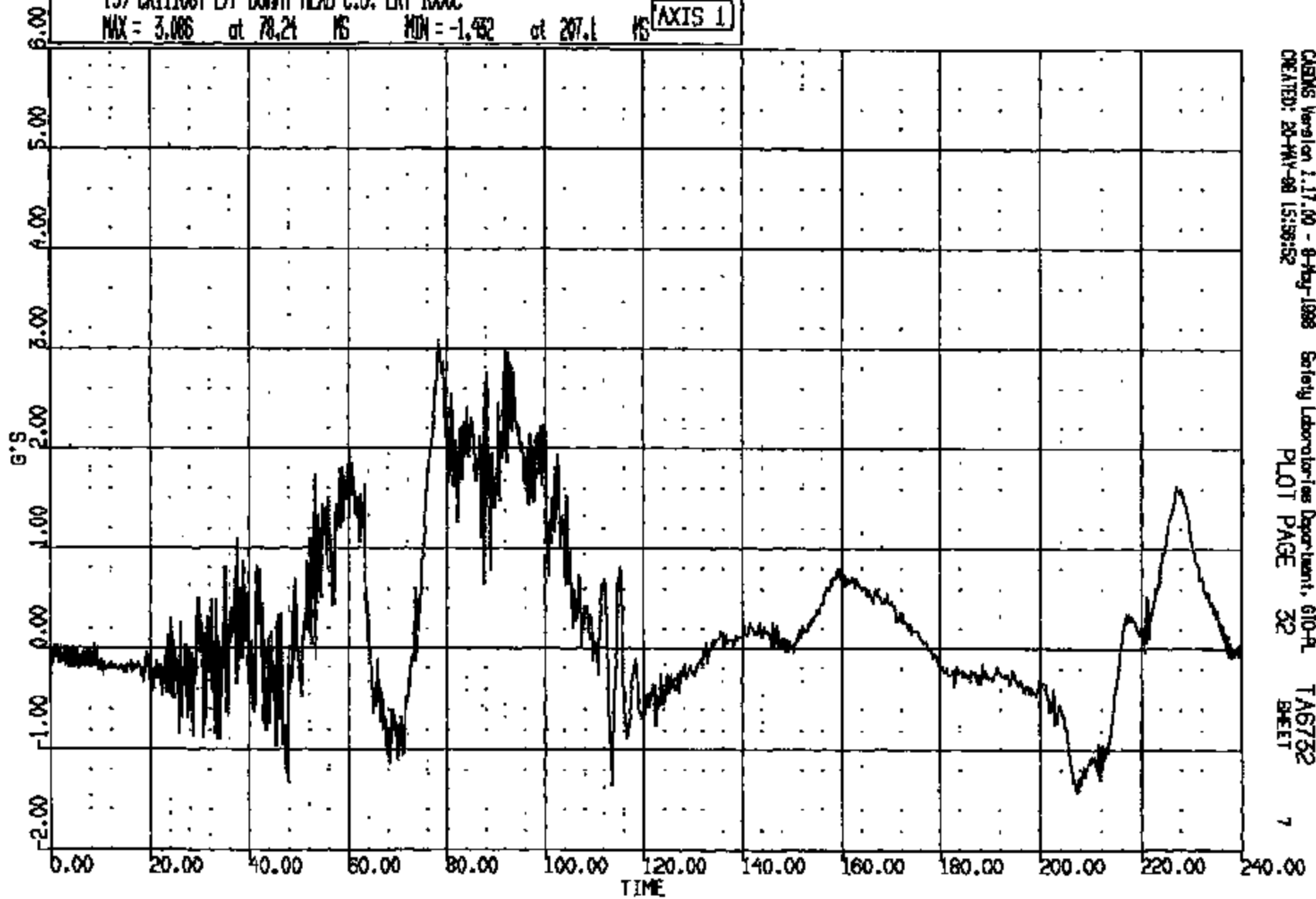
CRTS 0011108

CR R: 11108 TO: TAB732 DATE: 880520 15:10:56
1888 DN-101

(3) CR11108T L/F DUMMY HEAD C.G. LAT 1000C

MAX = 3.086 at 78.24 MS MIN = -1.452 at 207.1 MS

AXIS 1

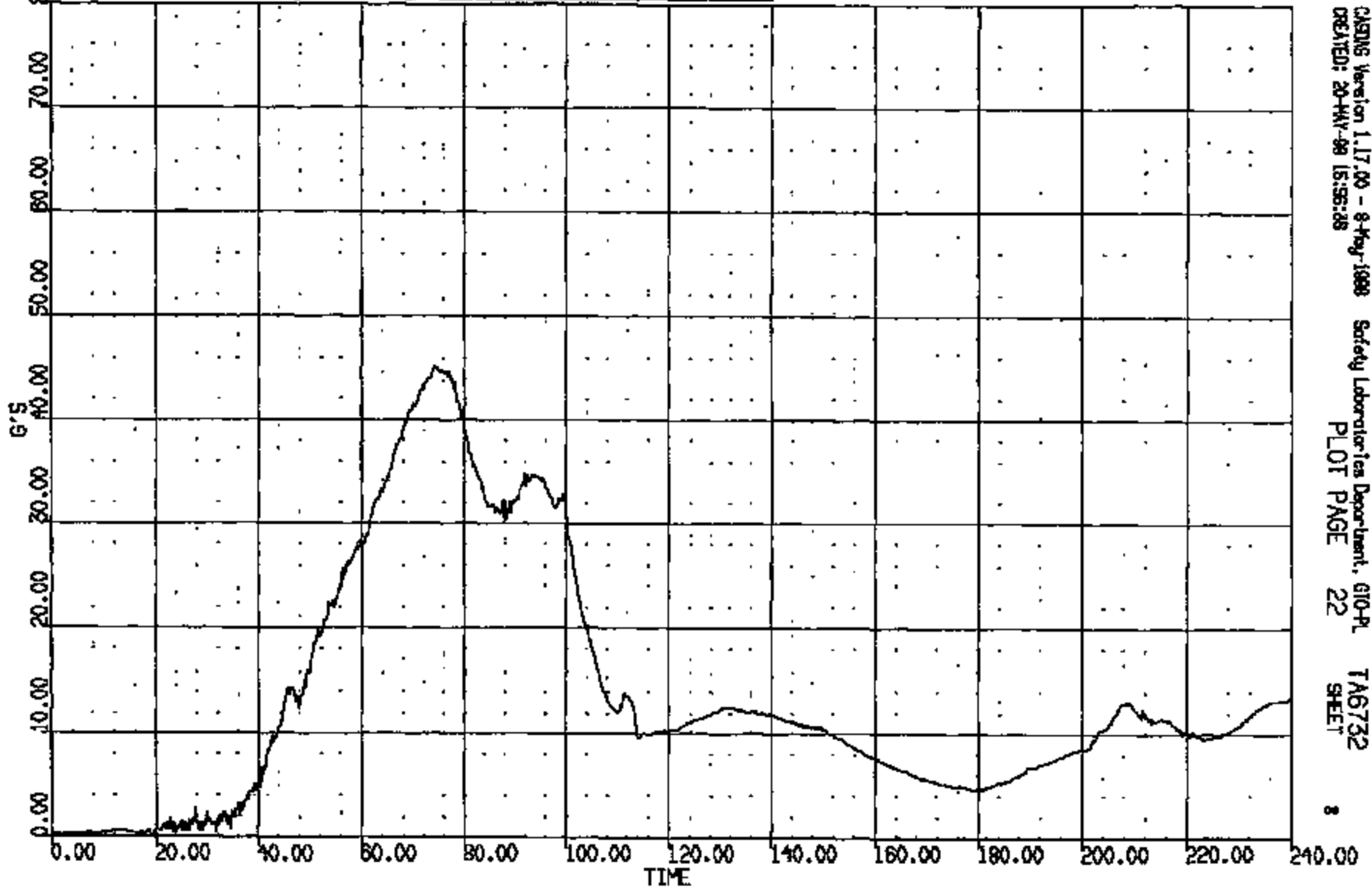


CRSINS Version 1.17.00 - 8-May-1988 Safety Laboratories Department, 610-PL
CREATED: 20-MAY-88 15:58:52 PLOT PAGE 32 SHEET 7

CRTS 0011108

IIR: 11108 TO: TAB732 DATE: 990520 15:10:58
 DZ: 101
 DUR: 240.0 T1/T2: NS / 104.
 DUR: 30.0 T1/T2: NS / 80.
 DUR: 15.0 T1/T2: NS / 81.4

(10001) CR1108T L/F DUMMY HEAD C.G. RES 1000C
 MAX = 45.10 at 79.16 MS MIN = 0.2888E-02 at 2.720 MS AXIS 1



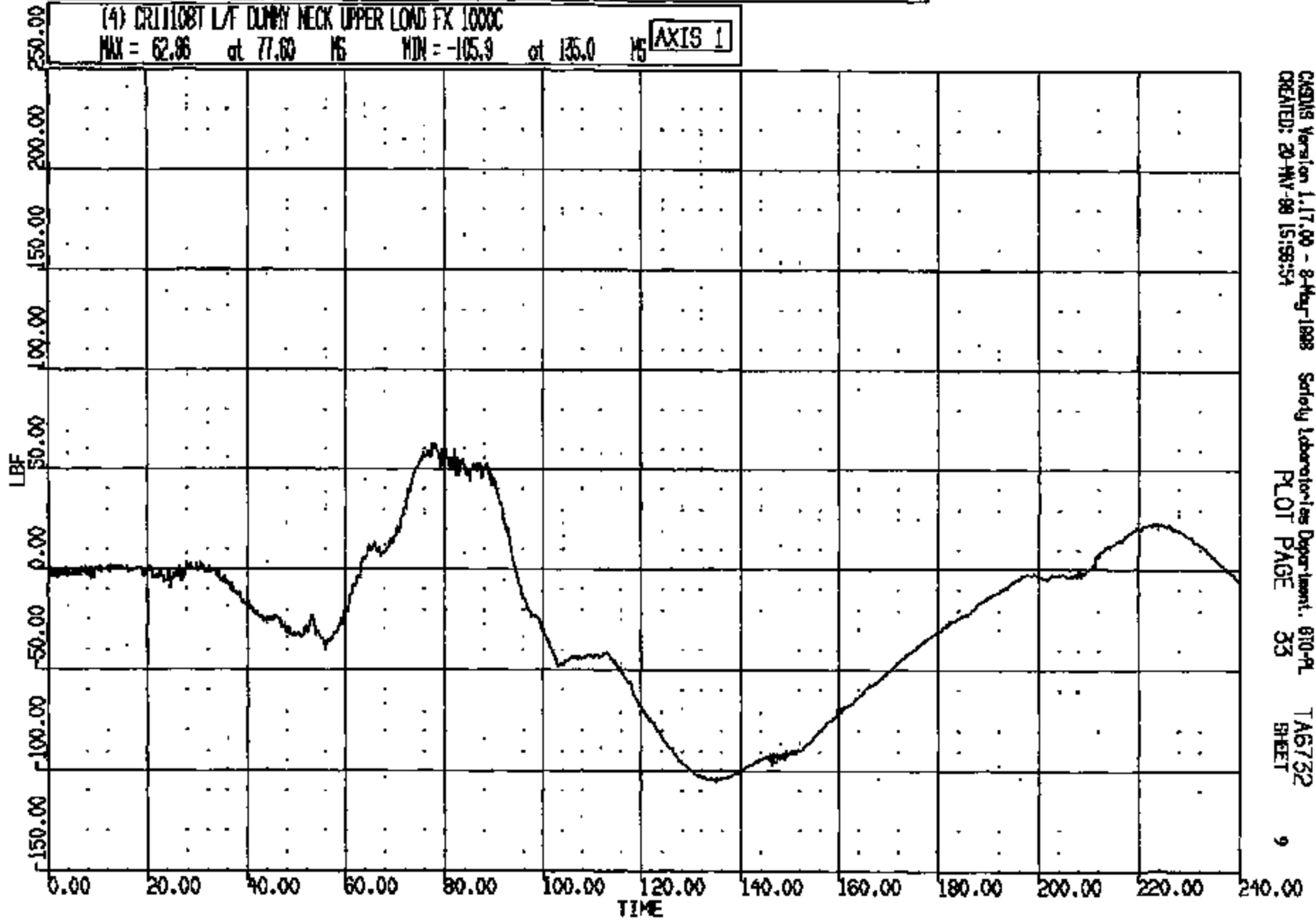
CRTS 0011108

CR R: 11108 TO: TA6732 DATE: 980520 13:10:58
1998 DN-101

(4) CRT11108T L/T DUMMY NECK UPPER LOAD FX 1000C

MAX = 62.86 at 77.60 MS MIN = -105.9 at 135.0 MS

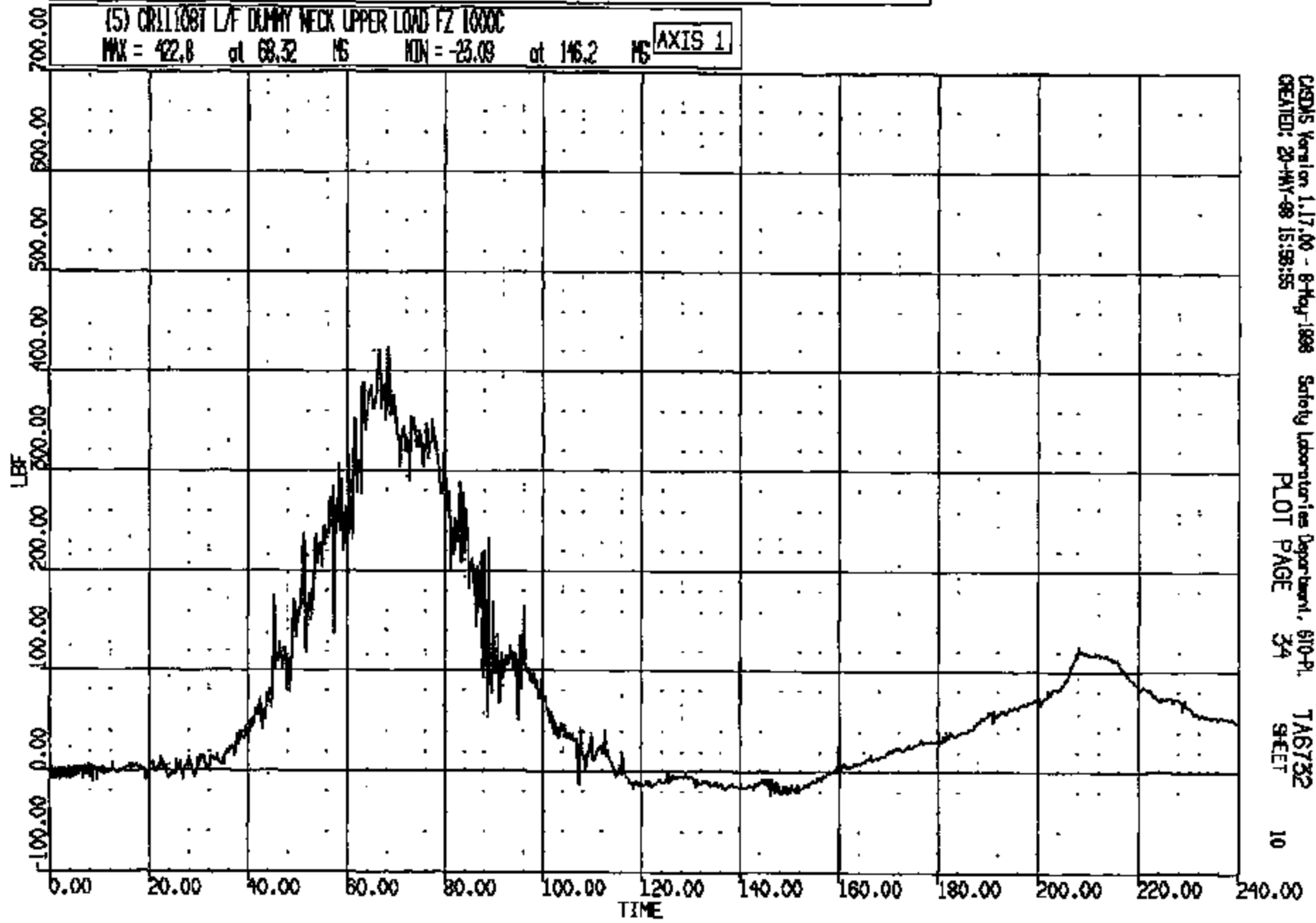
AXIS 1



CRTS 0011108

CR R: 11108 TO: TA6732 DATE: 880520 15:10:58
1988 DN-101

(5) CR11108 L/F DUMMY NECK UPPER LOAD FZ TOXOC
MAX = 422.8 at 68.32 MS MIN = -23.09 at 146.2 MS **AXIS 1**

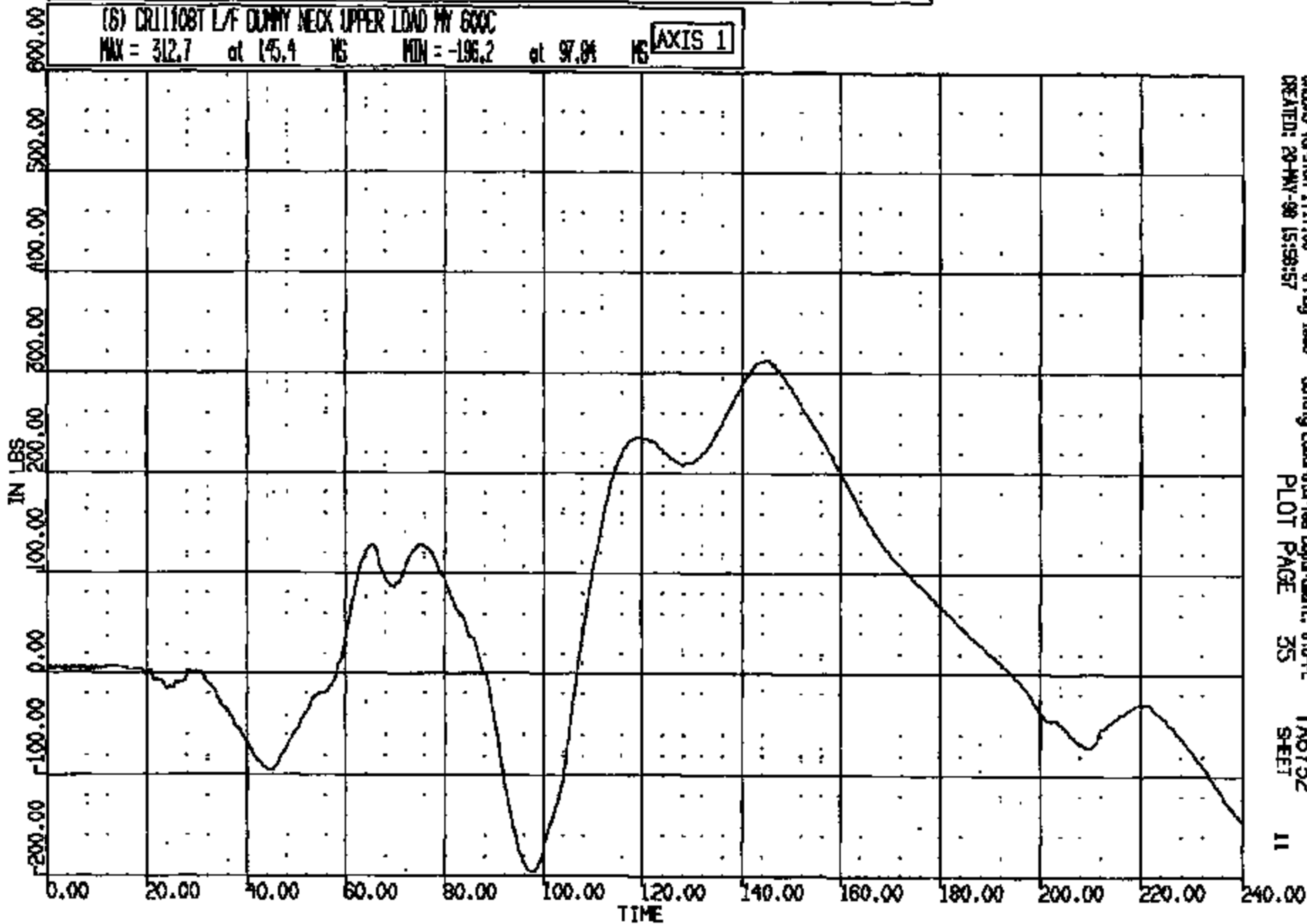


CASDS Version 1.17.00 - 8-May-1988 Safety Laboratories Department, 610-P1
CREATED: 20-MAY-88 15:58:55 PLOT PAGE 34 SHEET 10

CRTS 0011108

CR R: 11108 TO: TAB752 DATE: 980520 15:10:58
1998 DN-101

(S) CR11108T L/F DUMMY NECK UPPER LOAD MY 600C
MAX = 312.7 at 145.4 MS MIN = -196.2 at 97.04 MS **AXIS 1**



CADDS Version 1.17.00 - 8-May-1998 Safety Laboratories Department, 610-P
CREATED: 20-MAY-98 15:58:57 PLOT PAGE 35 SHEET 11

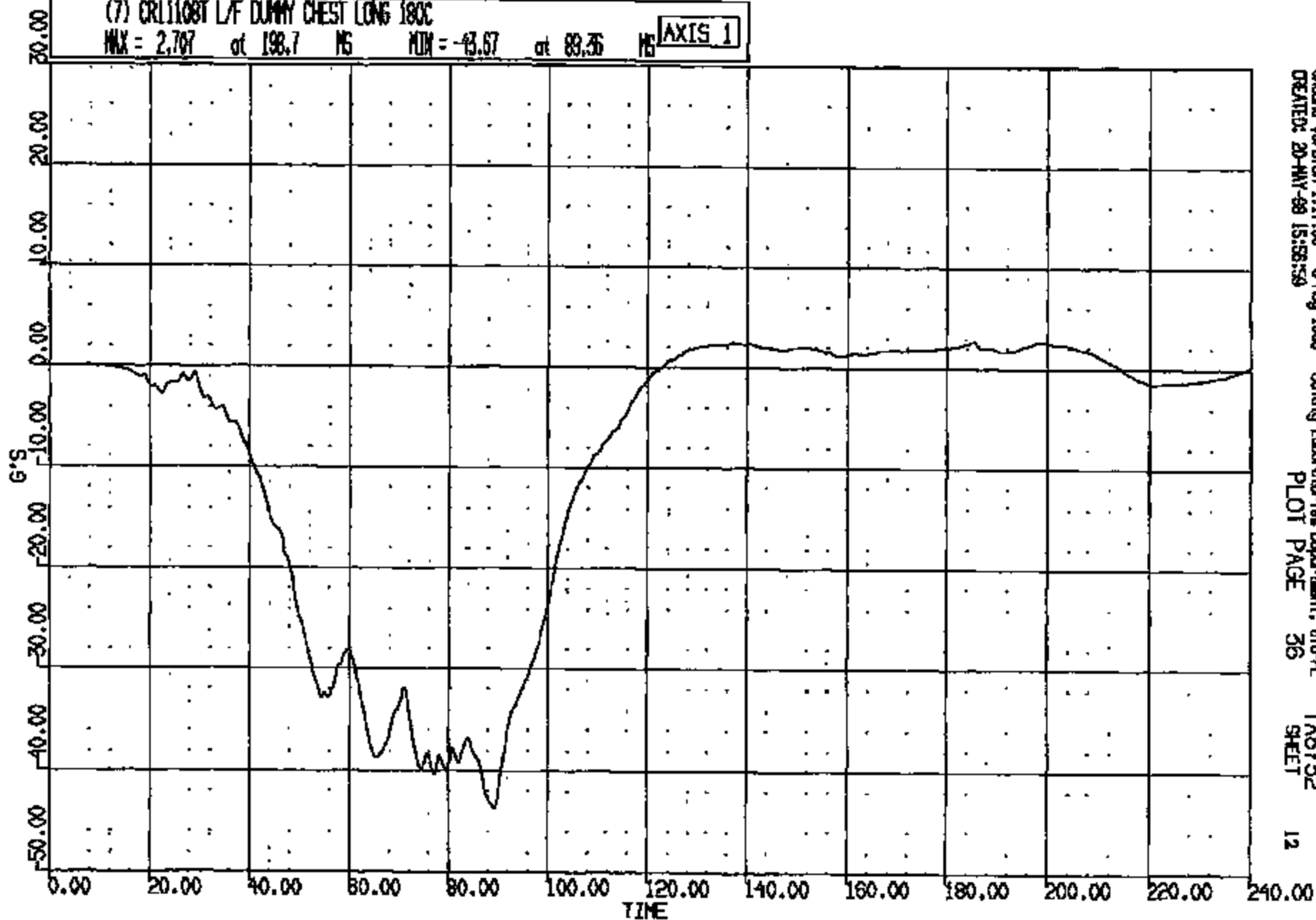
CR11108

DR R: 11108 TO: TAG732 DATE: 880520 15:10:58
1988 DN-101

(7) CRTS108T L/F DUMMY CHEST LONG 180C

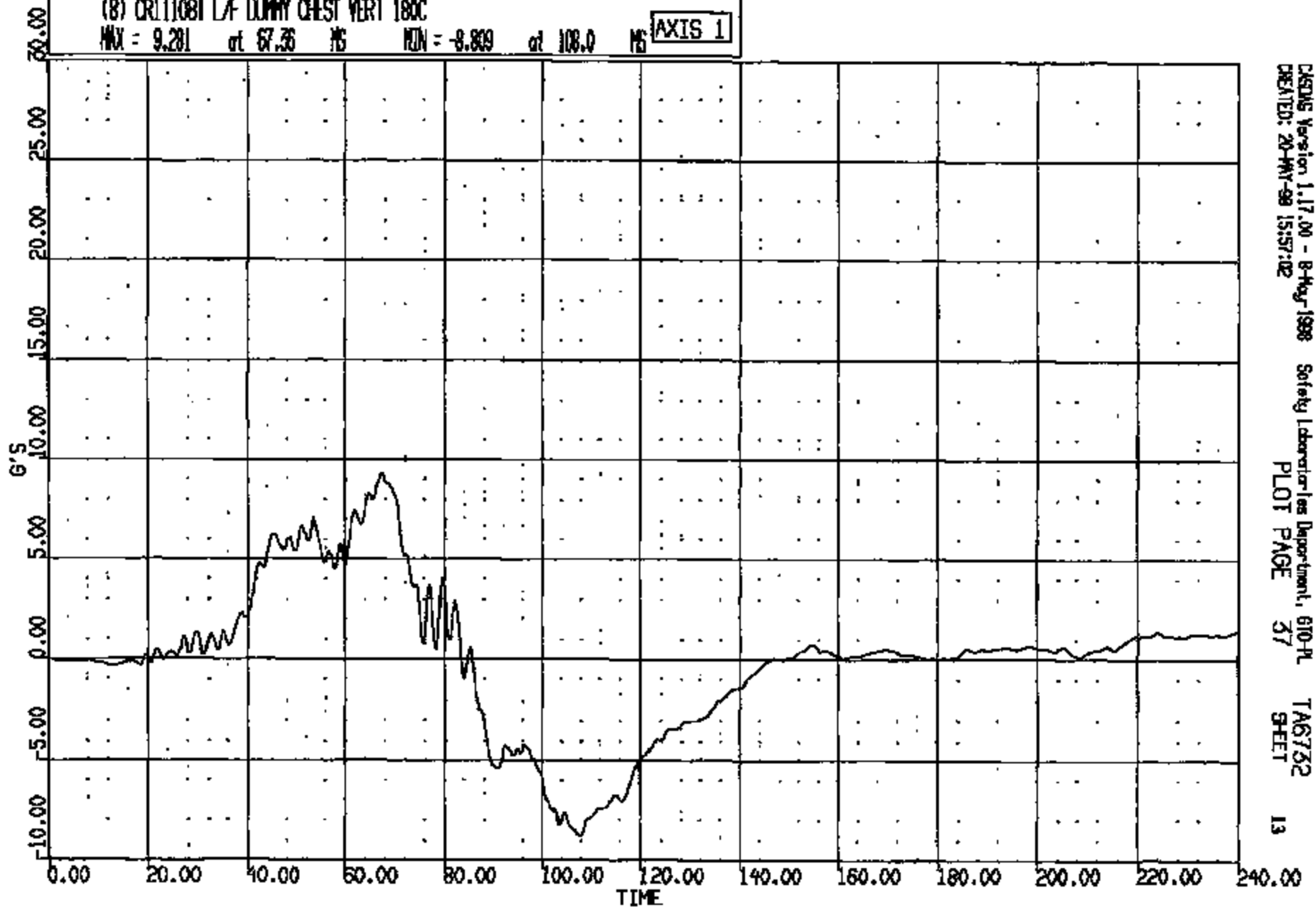
MAX = 2.707 at 198.7 MS MIN = -43.67 at 89.35 MS

AXIS 1



CR R: 11108 TO: TAB732 DATE: 980520 15:10:56
1998 07-101

(8) CR111081 L/F DUMMY CHEST VERT 180C
MAX = 9.281 at 67.36 MS MIN = -8.809 at 108.0 MS **AXIS 1**



CASDS Version 1.17.00 - 8-Aug-1998 Safety Laboratories Department, 610-PL
CREATED: 20-MAY-99 15:57:02
PLOT PAGE 37 SHEET 13

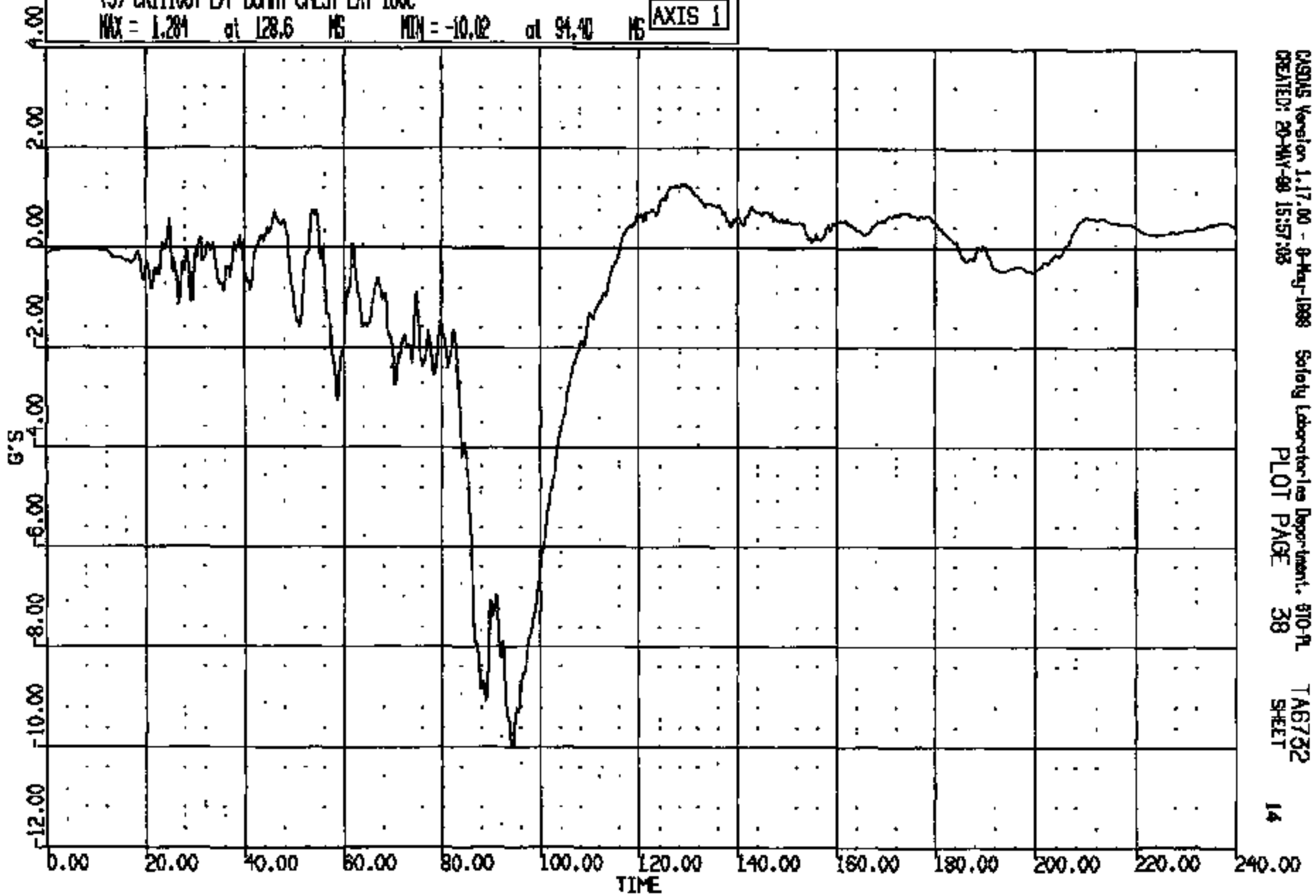
CRTS 0011108

CR R: 11108 TC: TA6732 DATE: 880520 15:10:58
1988 DN-101

(9) CR11108T L/T DUMMY CHEST LAT 180C

MAX = 1.284 at 128.6 MS MIN = -10.02 at 94.40 MS

AXIS 1

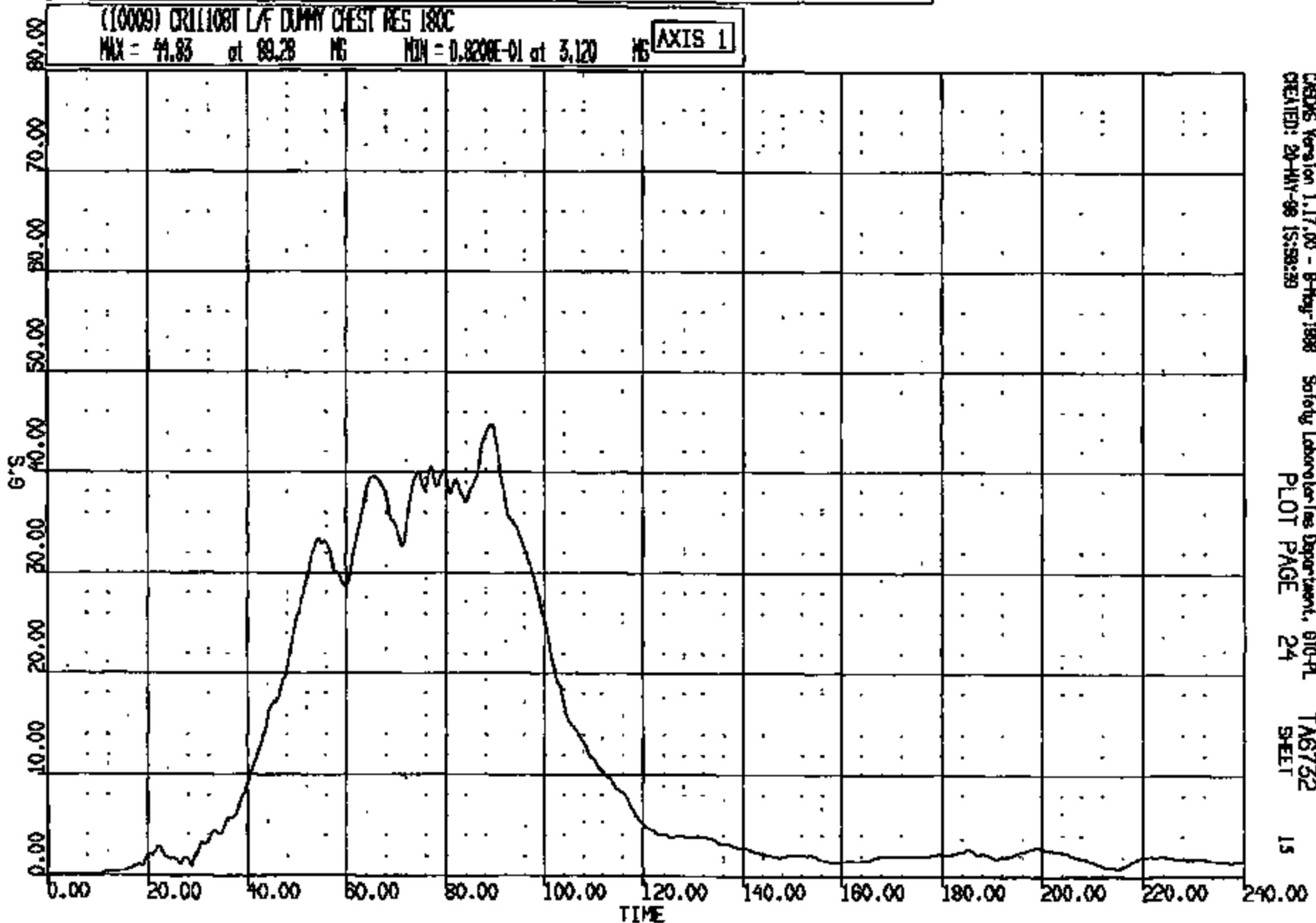


CASONS Version 1.17.00 - 8-May-1988 Safety Laboratories Department, 810-A
CREATED: 20-MAY-88 15:57:03 PLOT PAGE 38 TA6732 SHEET 14

CRTS 0011108

CR R: 11108 TO: TA6732 DATE: 980520 15:10:58
1888 DN-101
CUMDUR = 42.531 Duration time = 2.9998

(10009) CR11108T L/F DUMMY CHEST RES 180C
MAX = 44.83 at 89.28 MS MIN = 0.8200E-01 at 3.120 MS **AXIS 1**



CRTS 0011108

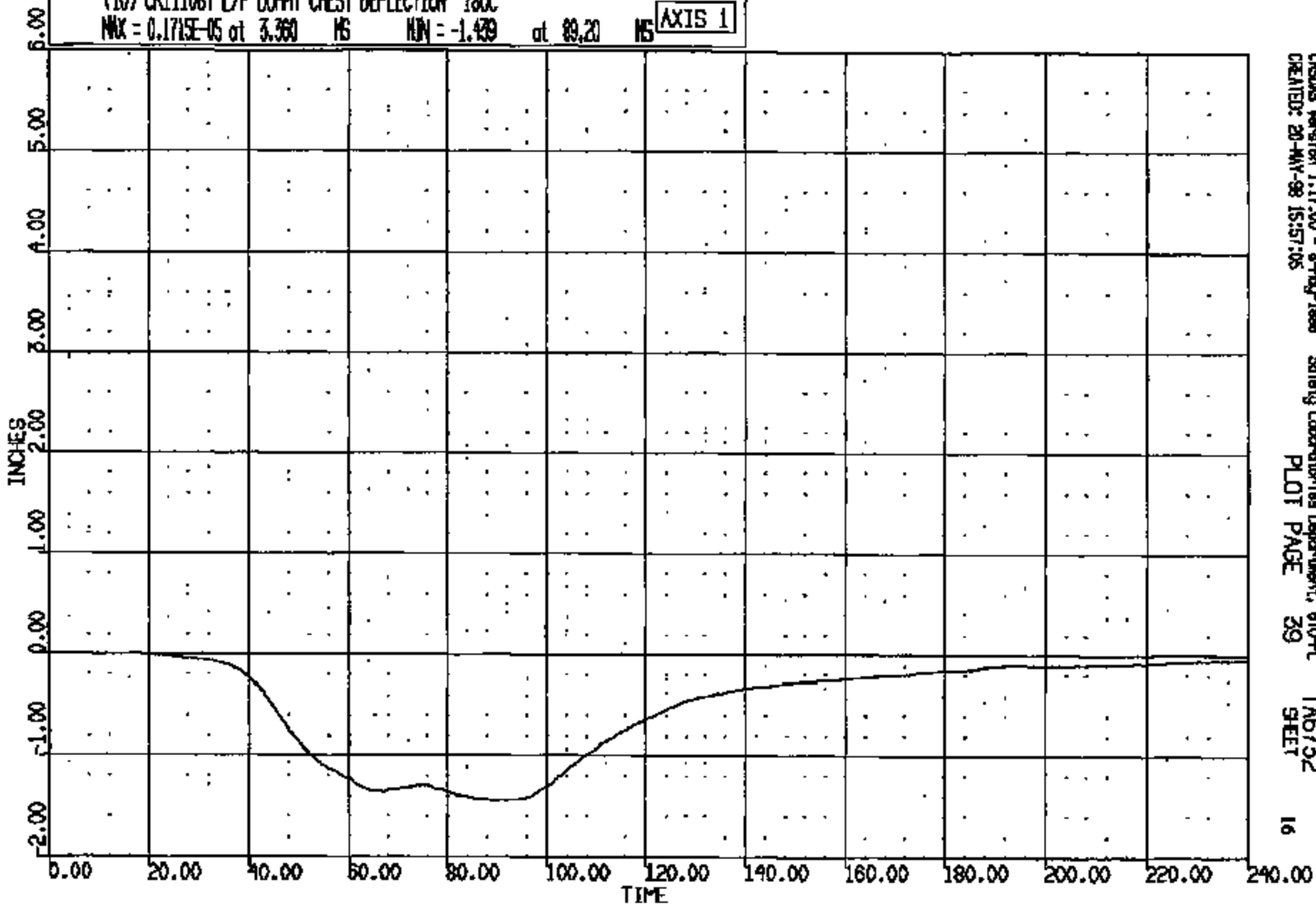
CAEWS Version 1.17.00 - 8-May-1998 Safety Laboratories Department, 610-PL
CREATED: 20-MAY-98 15:58:29 PLOT PAGE 24 SHEET 15

CR R: 11108 TO: TAB732 DATE: 980520 15:10:50
1998 DN-101

(10) CR11108T L/F DUMMY CHEST DEFLECTION 180C

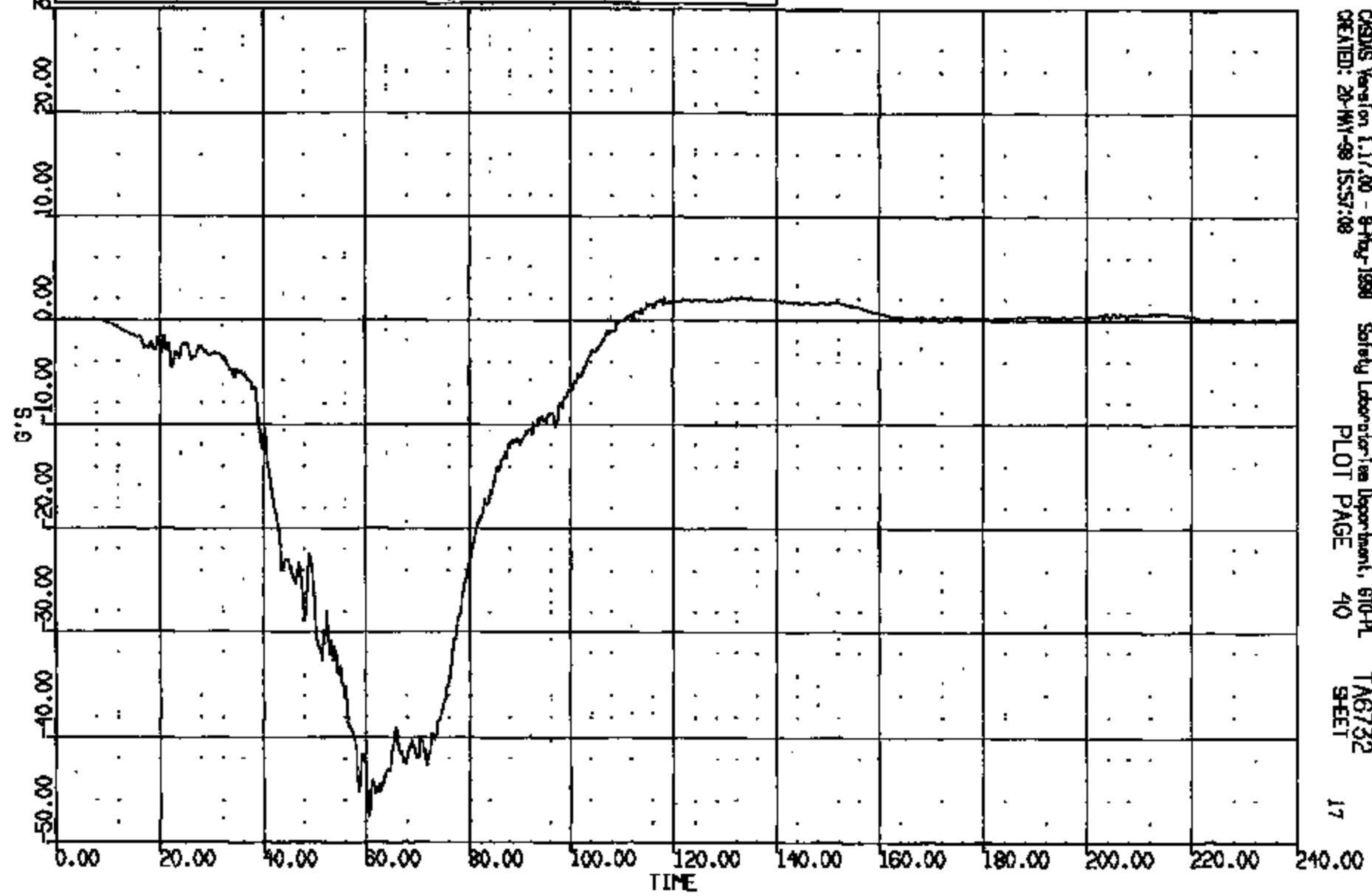
MAX = 0.1715E-05 at 3.360 MS MIN = -1.439 at 89.20 MS

AXIS 1



CR R: 11108 TO: TA6732 DATE: 980520 15:10:58
1998 DN-101

(11) CR11108T L/F DUMMY PELVIS LONG 1000C
MAX = 2.229 at 131.9 MS MIN = -47.43 at 60.64 MS **AXIS 1**

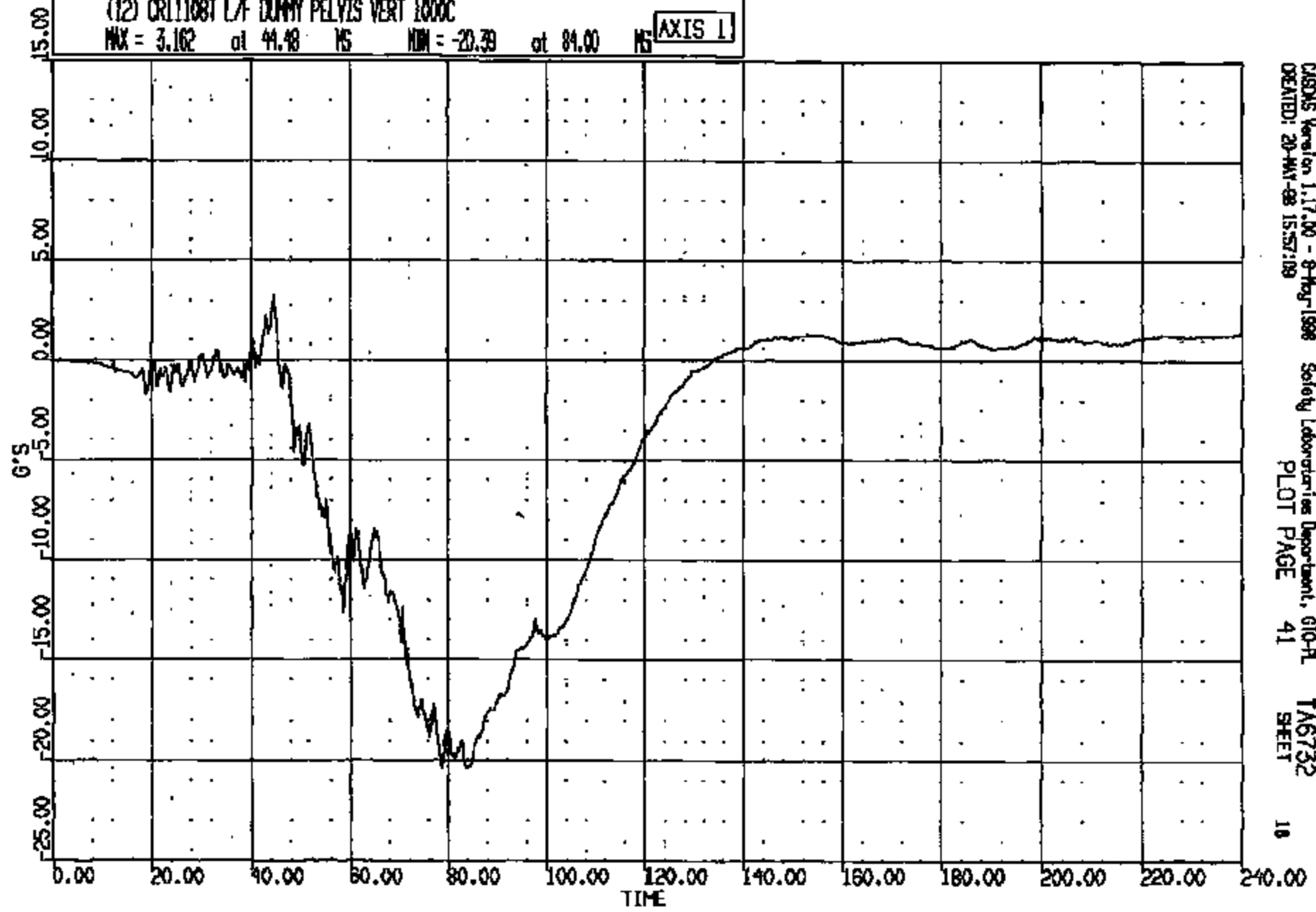


CASUS Version 1.17.00 - 9-Feb-1998 Safety Laboratory Department, 610-PL
CREATED: 20-MAY-98 15:57:08 PLOT PAGE 40 SHEET 17

CRTS 0011108

CR R: 11108 TO: TA6732 DATE: 980520 15:10:58
1998 DN-101

(12) CR11108T L/F DUMMY PELYS VERT 1000C
MAX = 3.162 at 44.48 MS MIN = -20.39 at 84.00 MS **AXIS 1**

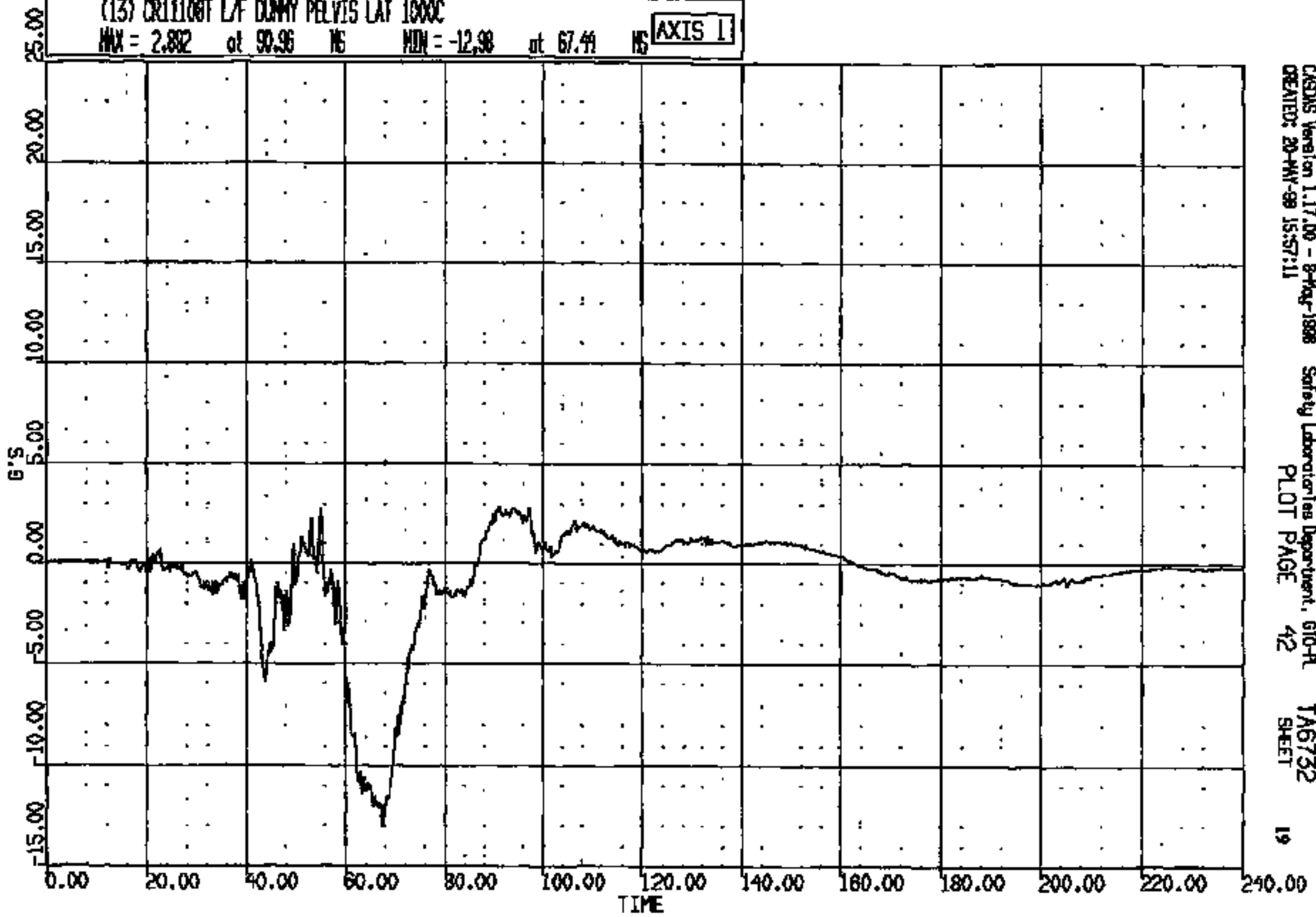


CASDS Version 1.17.00 - 8-May-1998 Safety Laboratories Department, 610-PL
CREATED: 20-MAY-98 15:57:09 PLOT PAGE 41 TA6732 SHEET 10

CRTS 0011108

CR R: 11108 TO: TA6732 DATE: 980520 16:10:56
1998 DN-101

(13) CR1100T L/F DUMMY PELVIS LAF 1000C
MAX = 2.882 at 90.96 MS MIN = -12.98 at 67.49 MS **AXIS 1**



CASDS Version 1.17.00 - 8-May-1998 Safety Laboratories Department, 610-A
CREATED: 20-MAY-98 15:57:11 PLOT PAGE 42 TA6732 SHEET 19

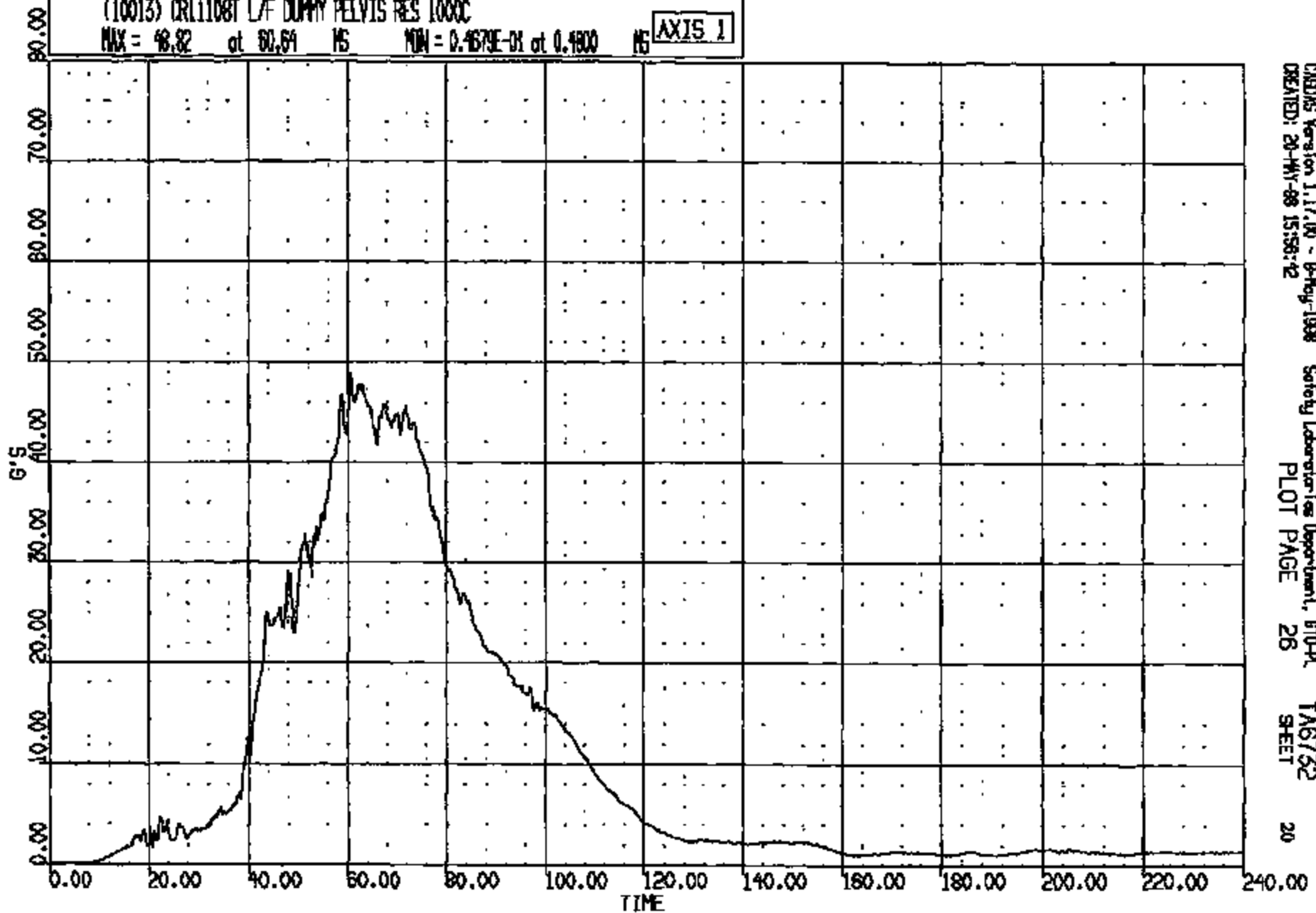
CRTS 0011108

CR #: 11108 TO: TA6732 DATE: 980620 15:10:58
1998 DN-101

(10013) CRL1108T L/F DUMMY PELVIS RES 1000C

MAX = 48.82 at 60.64 MS MIN = 0.4679E-03 at 0.4800 MS

AXIS 1

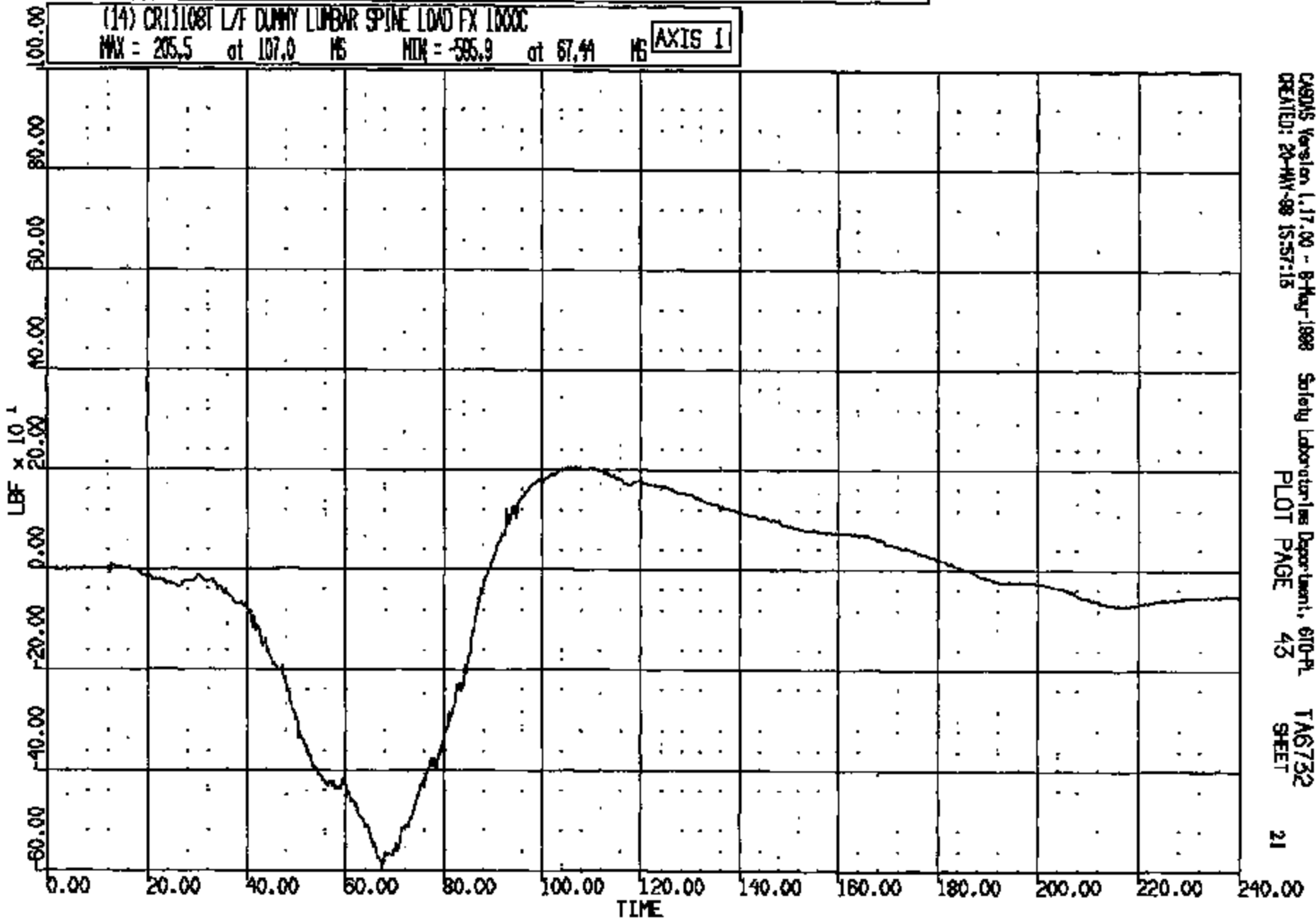


CADDS Version 1.17.00 - 8-Aug-1998 Safety Laboratories Department, 610-P
CREATED: 20-MY-88 15:55:42 PLOT PAGE 26 SHEET 20

CRTS 0011108

CR R: 11108 TO: TAB732 DATE: 880620 15:10:56
1988 DN-101

(14) CR11108T L/F DUMMY LUMBAR SPINE LOAD FX 1000C
MAX = 205.5 at 107.0 MS MIN = -595.9 at 67.44 MS **AXIS 1**



CASINS Version 1.17.00 - 8-May-1988
CREATED: 20-MAY-88 15:57:15

Safety Laboratories Department, 610-PL
PLOT PAGE 43

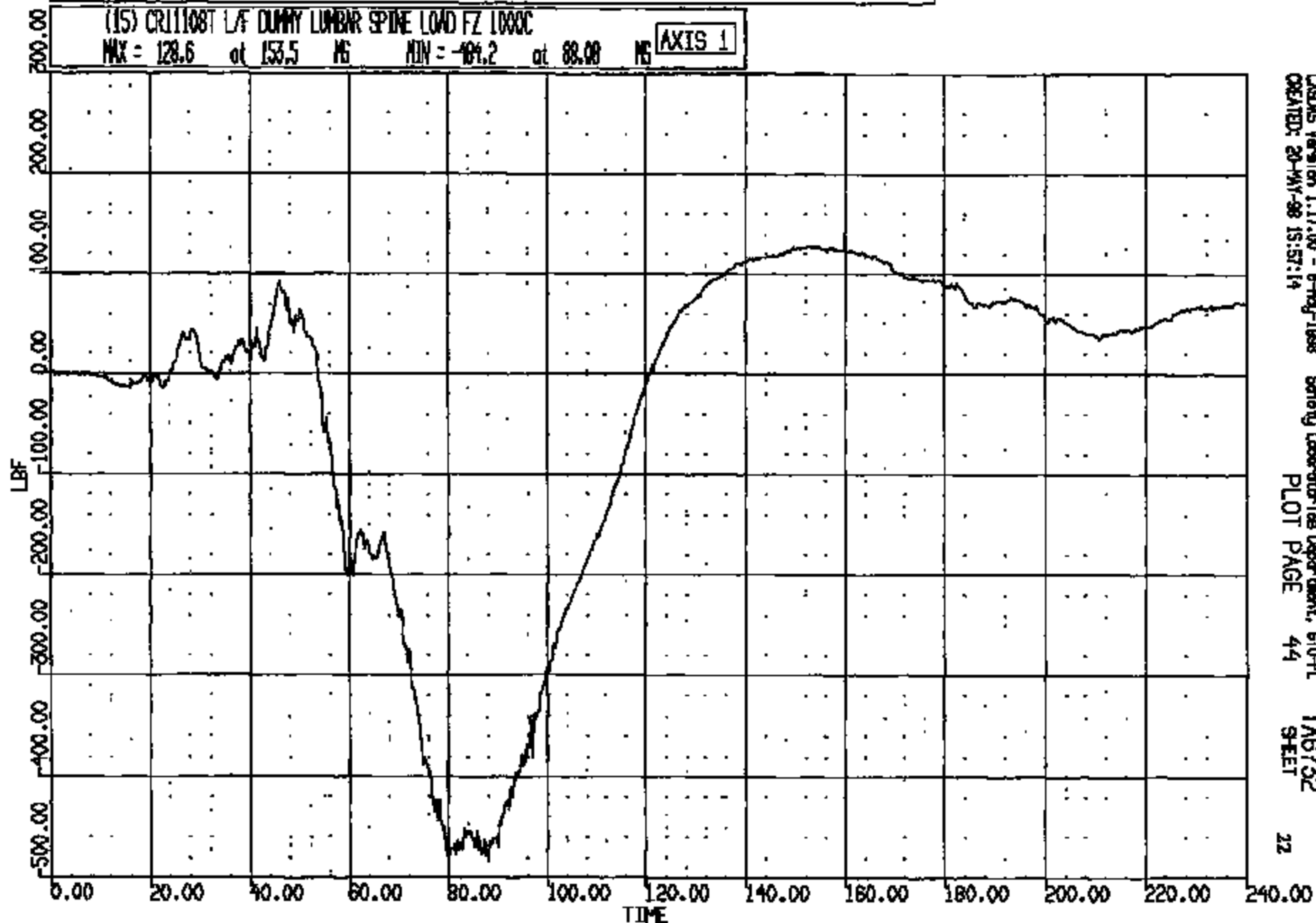
TAB732
SHEET

21

CRTS 0011108

CR R: 11108 TO: TAB732 DATE: 880520 15:10:56
1988 DN-101

(15) CRT1108T L/F DUMMY LUMBAR SPINE LOAD FZ 1000C
MAX = 128.6 at 153.5 MS MIN = -494.2 at 88.00 MS **AXIS 1**



CASAS Version 1.17.00 - 8-May-1988
CREATED: 20-MAY-88 15:57:14

Safety Laboratories Department, B10-PL
PLOT PAGE 44

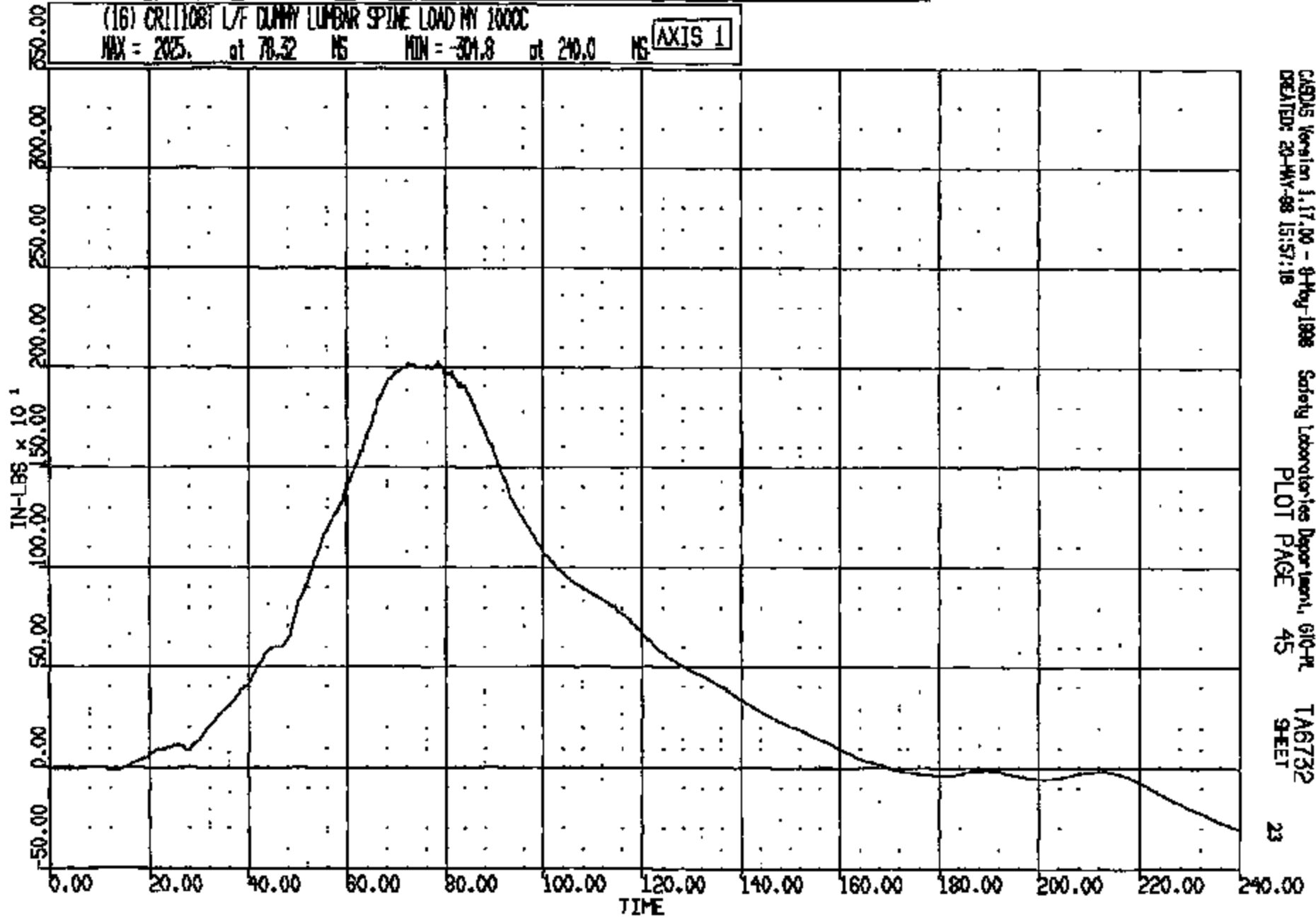
TAB732
SHEET

22

CRTS 0011108

CR R: 11108 TO: TA6732 DATE: 990520 15:10:56
1999 DN-101

(16) CRT11081 L/F DUMMY LUMBAR SPINE LOAD NY 1000C
MAX = 2025. at 78.32 NS MIN = -304.8 at 240.0 NS **AXIS 1**

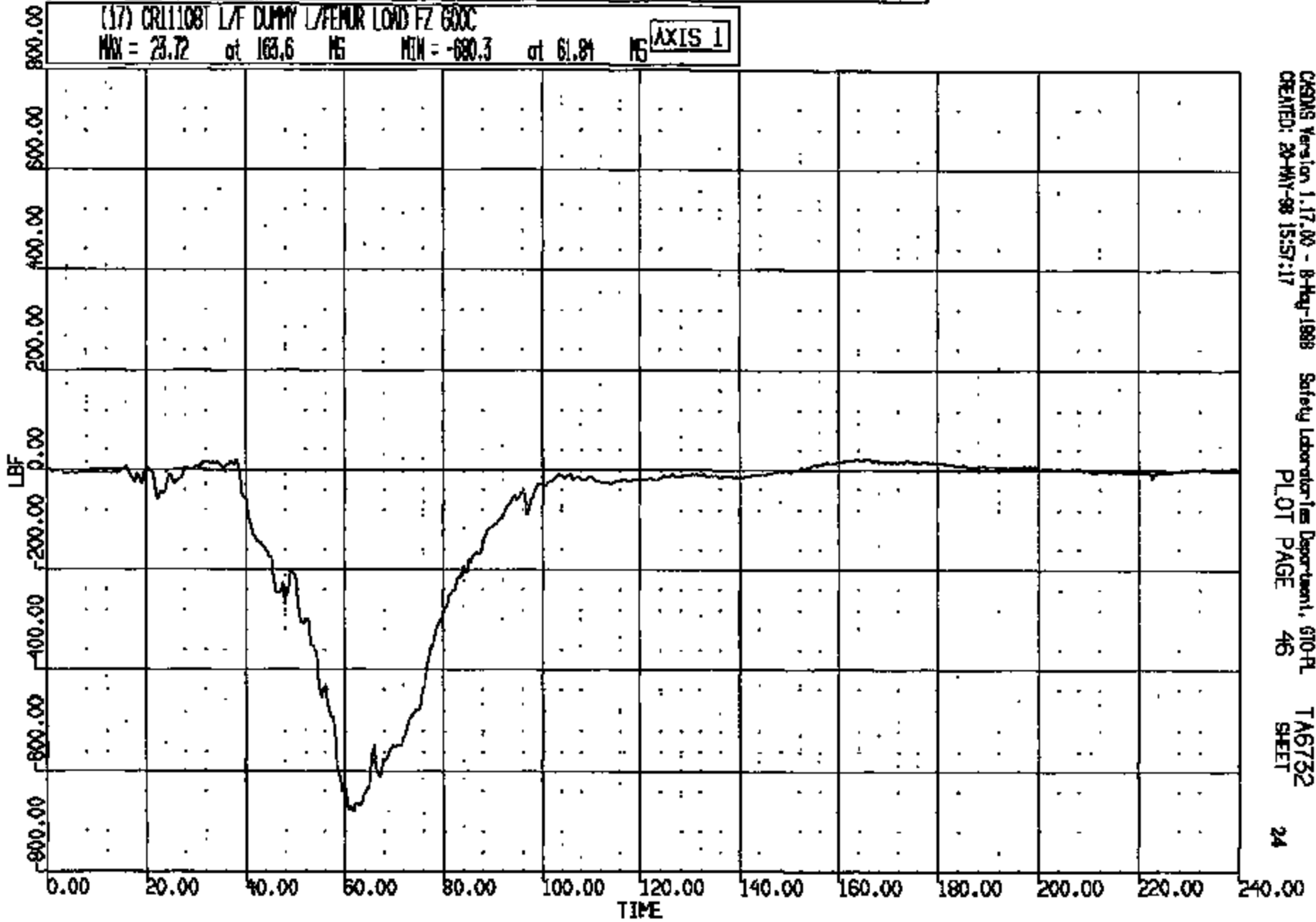


CASDS Version 1.17.00 - 9-May-1998 Safety Laboratories Department, G10-PL
CREATED: 20-May-98 15:57:18 PLOT PAGE 45 TA6732 SHEET 23

CRTS 0011108

CR R: 11108 TO: TA6732 DATE: 980520 15:10:58
1998 DN-101

(17) CR11108 L/F DUMMY L/FEMUR LOAD FZ 600C
MAX = 23.72 at 163.6 MS MIN = -680.3 at 61.84 MS **AXIS 1**



CRS08 Version 1.17.00 - 8-May-1998 Safety Laboratories Department, 610-PL TA6732
CREATED: 20-MAY-98 15:57:17 PLOT PAGE 46 SHEET 24

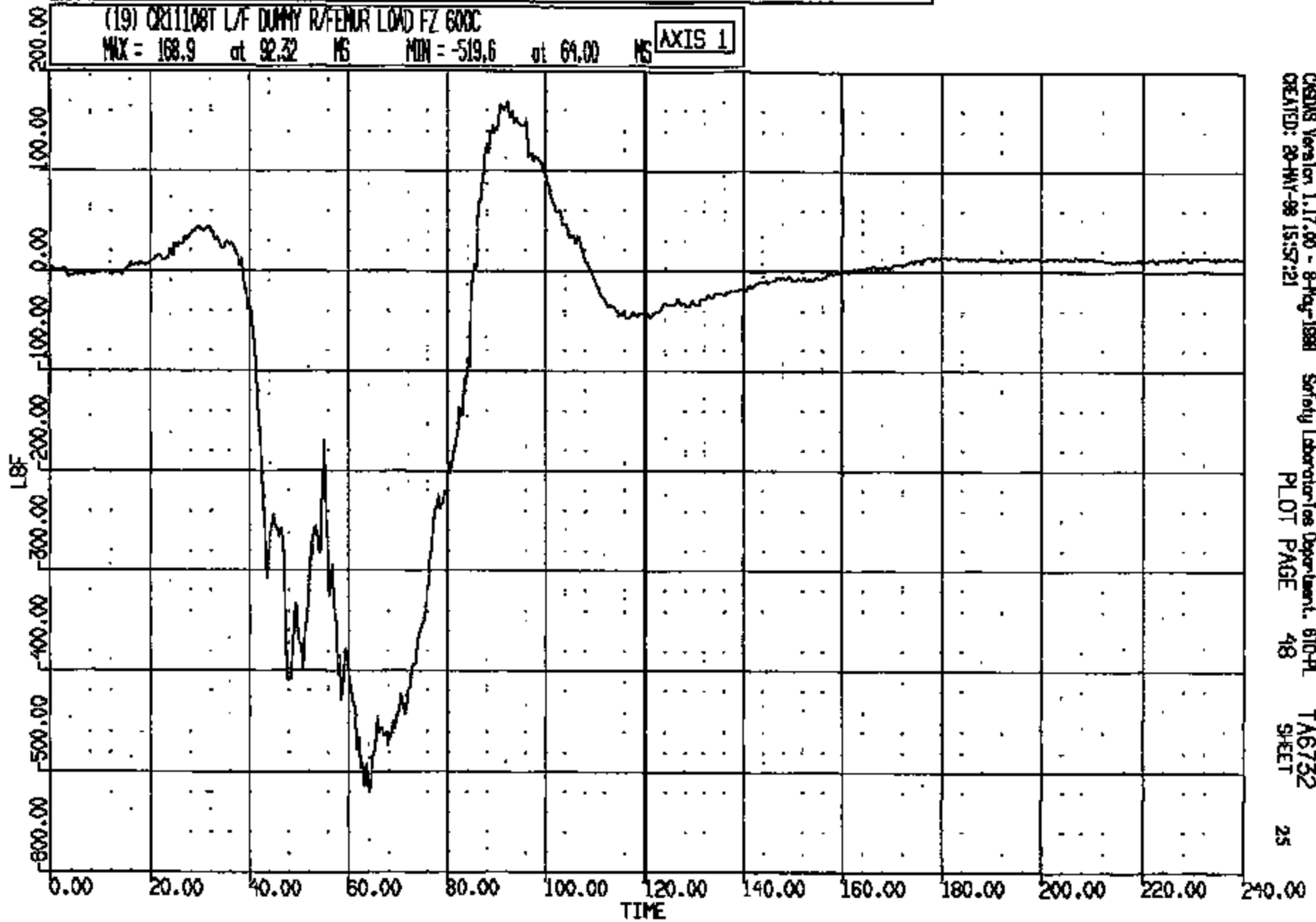
CR11108

CRT: 11108 TO: TA6732 DATE: 980520 15:10:58
1998 07-101

(19) CR11108T L/F DUMMY R/FENUR LOAD FZ 600C

MAX = 168.9 at 92.32 MS MIN = -519.6 at 64.00 MS

AXIS 1



CRSIS Version 1.17.00 - 8-May-1998
CREATED: 20-MAY-98 15:57:21

Safety Laboratories Department, 610-PL
PLOT PAGE 48

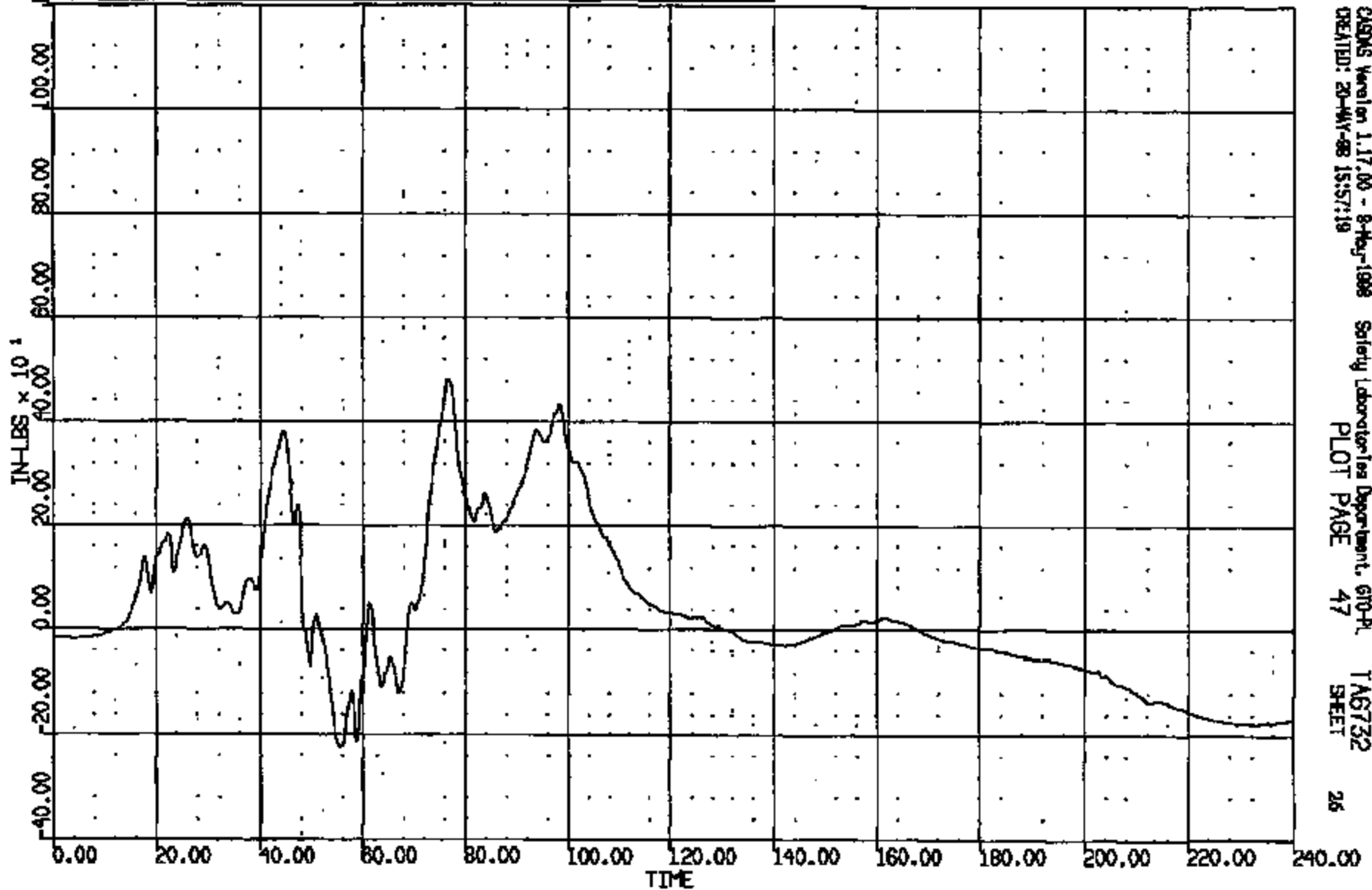
TA6732
SHEET

25

CRTS 0011108

CR R: 11108 TO: T A6732 DATE: 980520 15:10:58
1998 DN-101

(18) CR11108T L/F DUMMY L/FEMUR LOAD MY 600C
MAX = 479.2 at 76.56 MS MIN = -225.7 at 55.44 MS **AXIS 1**

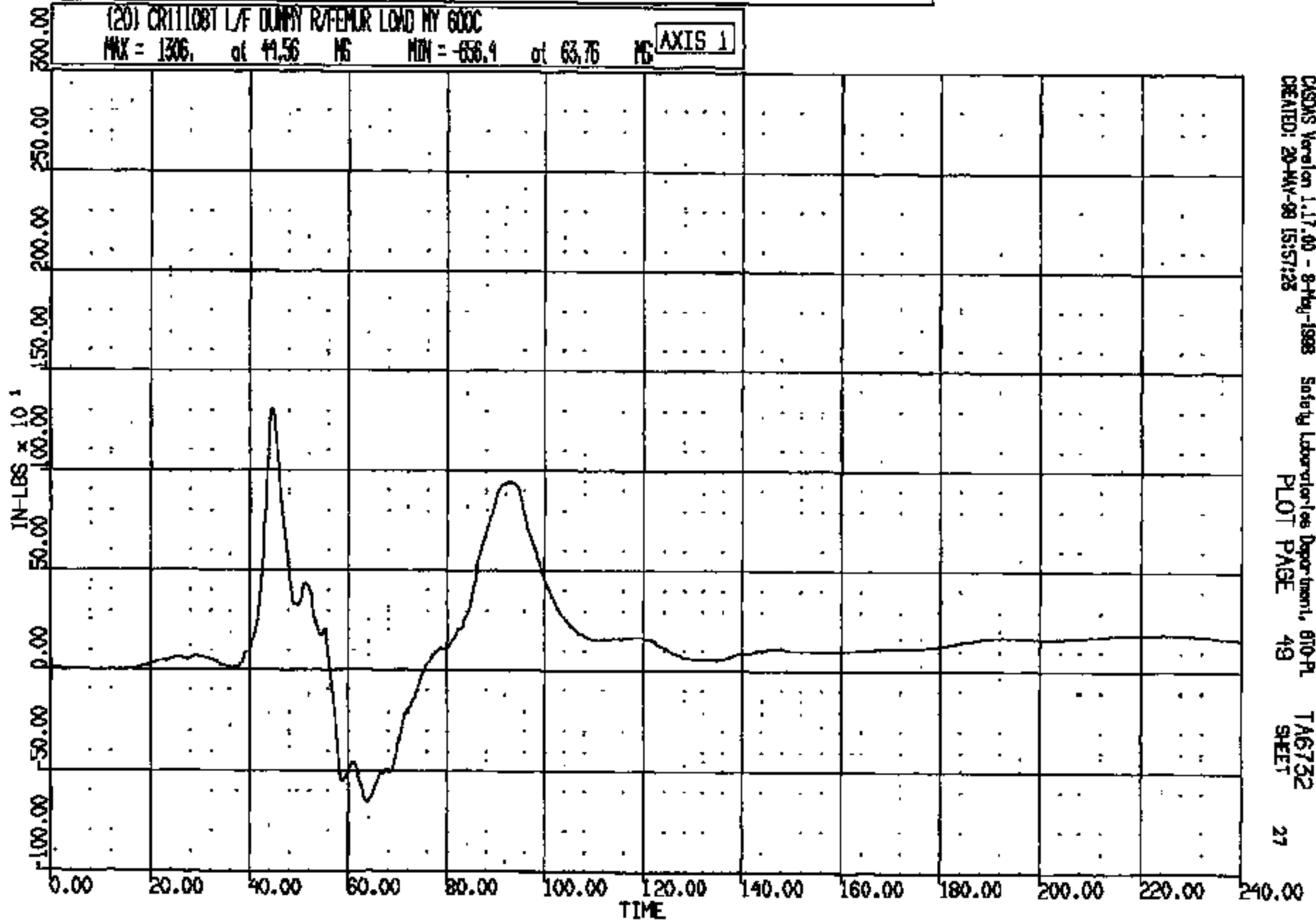


CASONS Version 1.17.00 - 8-May-1998 Safety Laboratories Department, 610-PL
CREATED: 20-MAY-98 15:57:19 PLOT PAGE 47 T A6732 SHEET 26

CRTS 0011108

CR R: 11108 TC: TAB732 DATE: 860520 15:10:56
1989 DN-101

(20) CR11108T L/F DUNNY R/FEMUR LOAD NY 600C
MAX = 1306. at 41.56 MS MIN = -656.4 at 63.76 MS **AXIS 1**



CASDS Version 1.17.00 - 8-May-1988 Safety Laboratories Department, 810-PL
CREATED: 20-MAY-98 15:17:25 PLOT PAGE 49 TAB732
SHEET 27

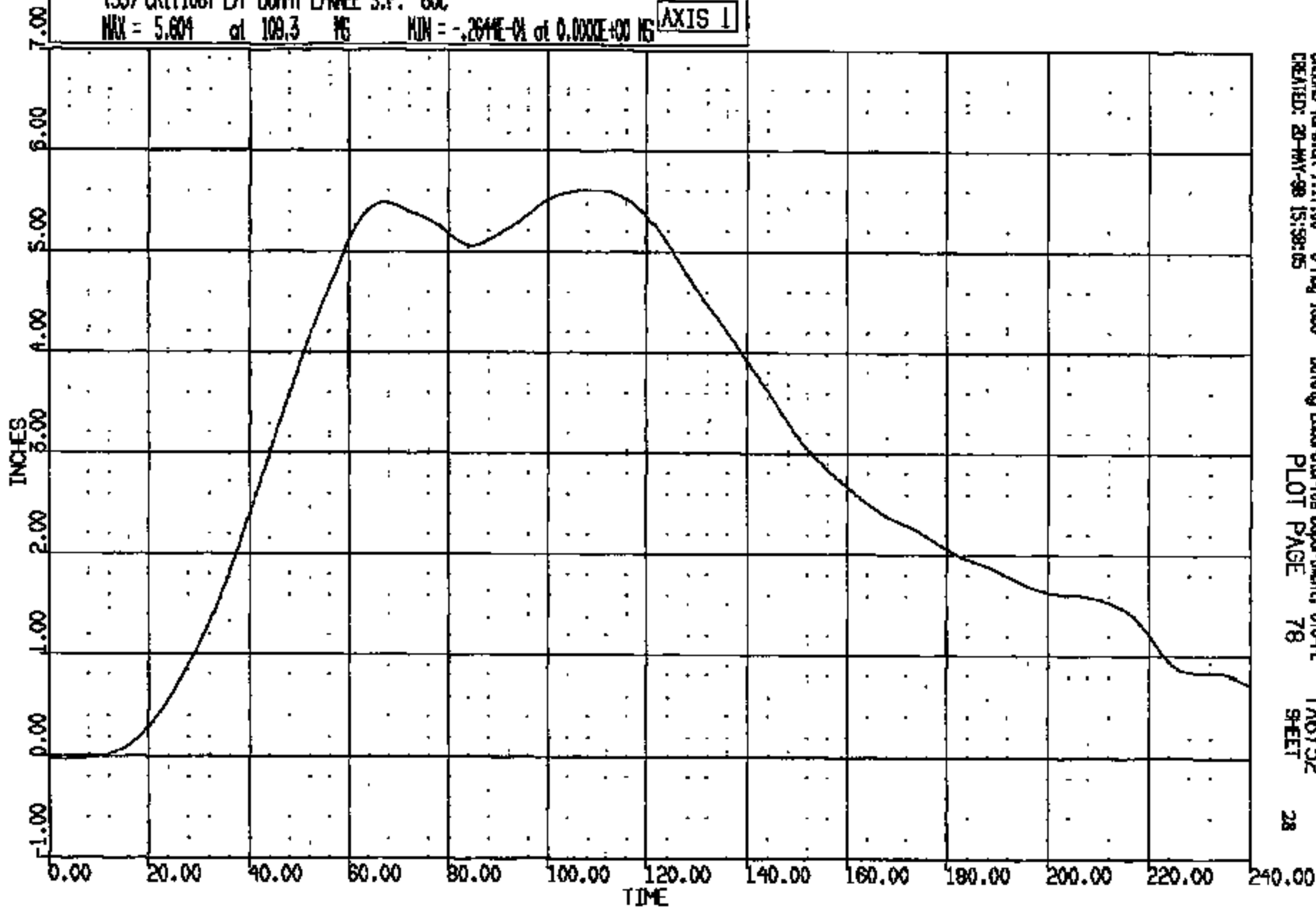
CRTS 0011108

CR R: 11108 TO: TA6732 DATE: 280520 15:10:58
1999 ON-101

(55) CR11108T L/F DUMMY L/WEE S.P. 60C

MAX = 5.609 at 109.3 MS MIN = -.264E-04 at 0.000E+00 MS

AXIS 1



CASAS Version 1.17.00 - 8-May-1998
CREATED: 20-May-98 15:58:05

Safety Laboratories Department, 610-PL
PLOT PAGE 78

TA6732
SHEET

28

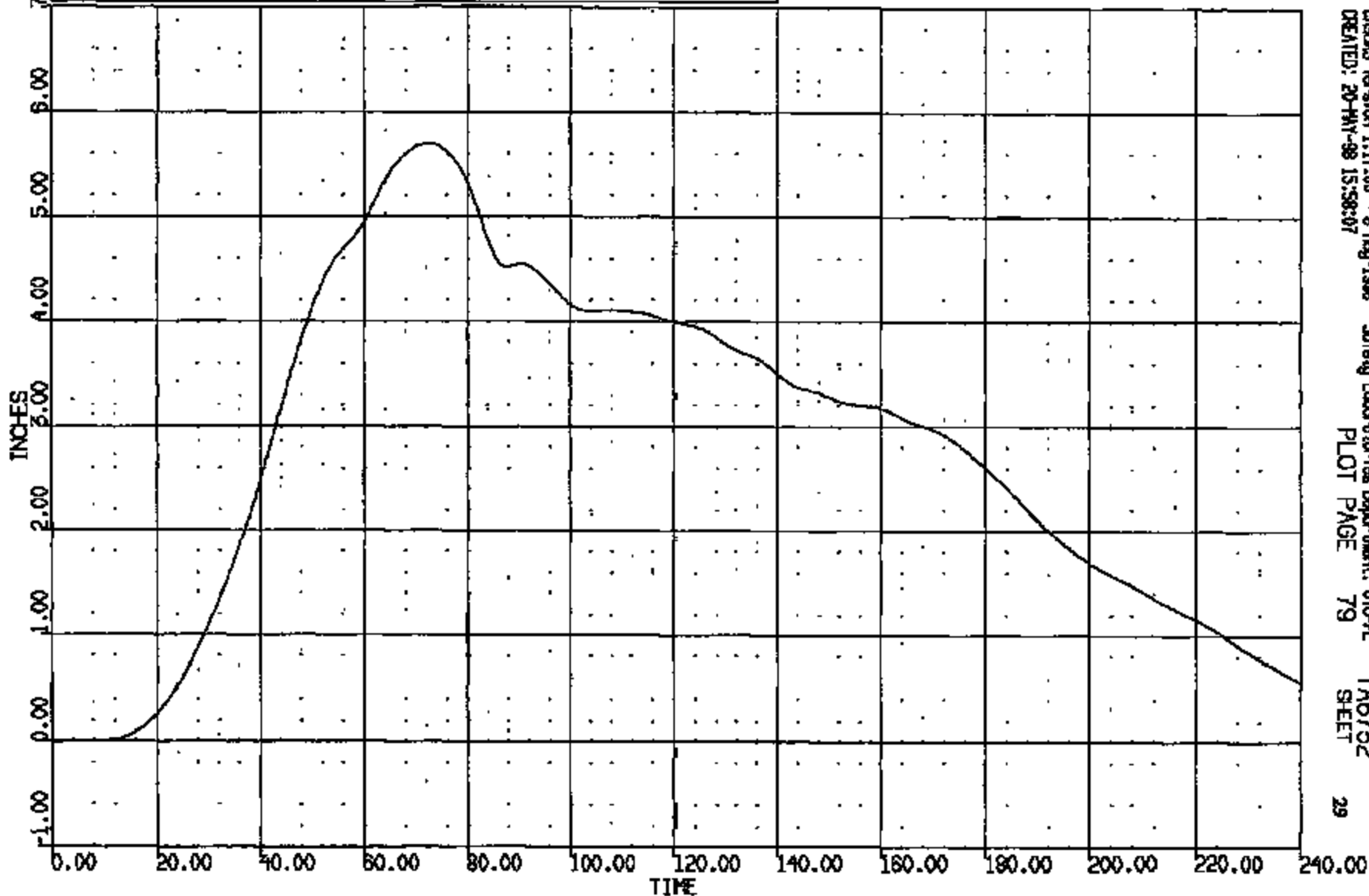
CRTS 0011108

CR R: 11108 TO: TA6732 DATE: 980520 15:10:58
1998 DN-101

(56) CR111081 L/F DUMMY R/WEE S.P. 60C

MAX = 5.698 at 72.48 MS MIN = -.3419E-02 at 3.600 MS

AXIS 1



CAEWS Version 1.17.00 - 8-May-1998 Safety Laboratory Department, 810-PL TA6732
CREATED: 20-MAY-98 15:58:07 PLOT PAGE 79 SHEET 29

CR1S 0011108

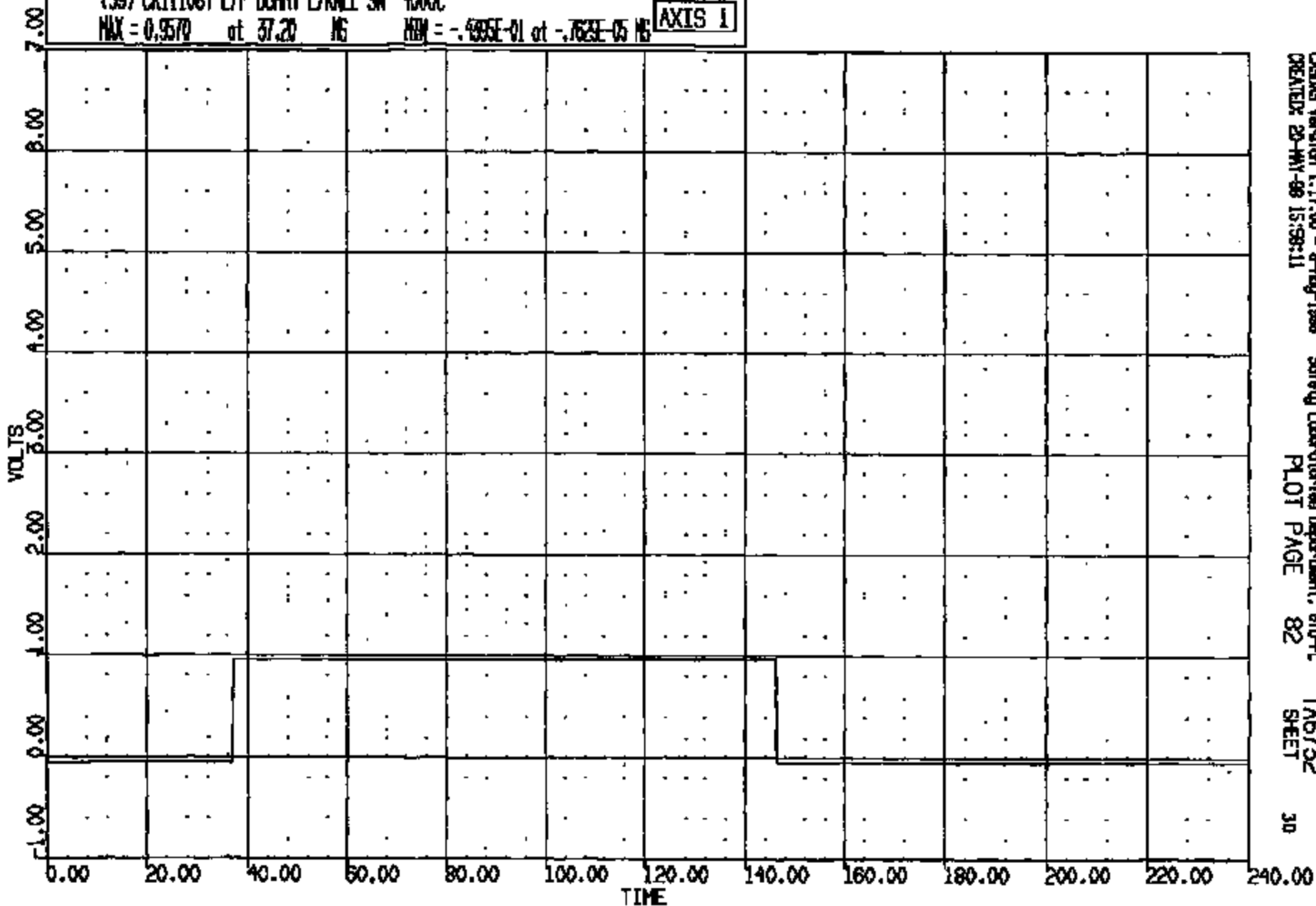
CR R: 11108 TO: T6732 DATE: 080620 15:10:58

1999 DN-101

(59) CRT11081 L/F DUNN LARNEE SN 4000C

MAX = 0.9570 at 37.20 MS MIN = -.4895E-01 at -.7625E-05 MS

AXIS 1



CRTS 0011108

CASYS Version 1.17.00 - 8-May-1998
CREATED: 20-MAY-98 15:58:11

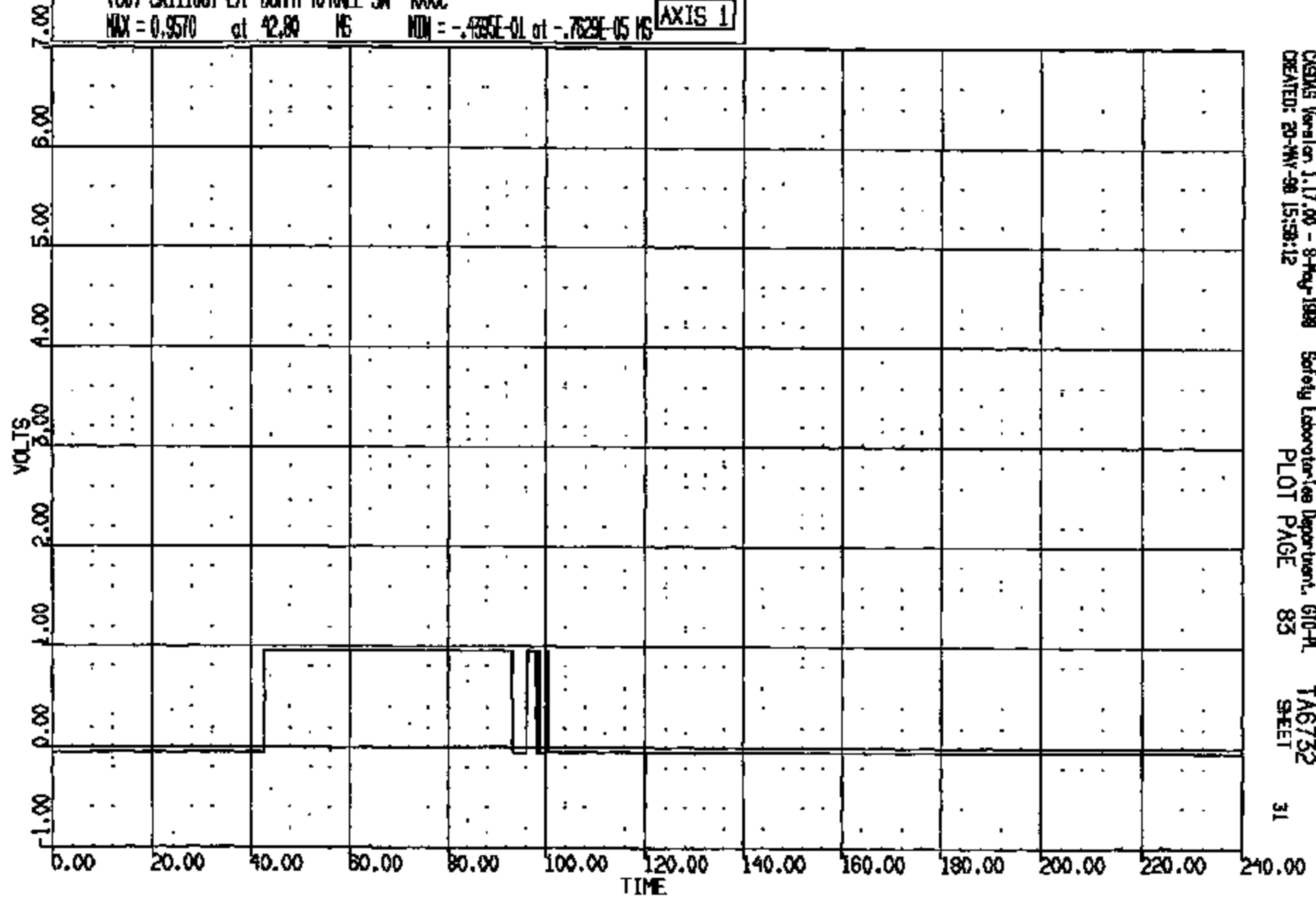
Safety Laboratories Department, 610-PL
PLOT PAGE 82

T6732
SHEET

30

CR R: 11108 TO: TA6732 DATE: 980526 15:10:58
1998 DN-101

(60) CR11108T L/F DUMMY R/KNEE SN 4000C
MAX = 0.9570 at 42.80 MS MIN = -.4335E-01 at -.7629E-05 MS **AXIS 1**



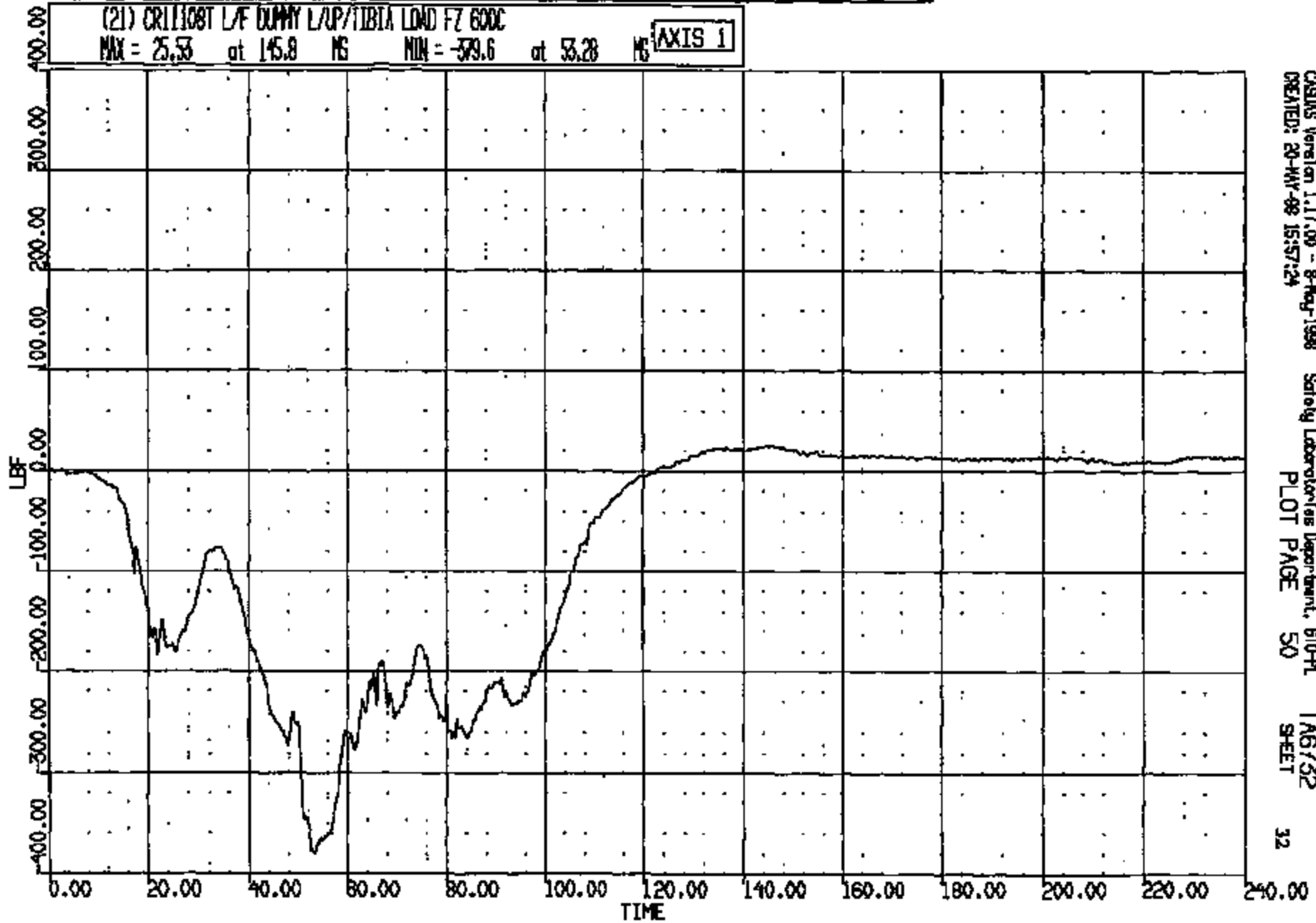
CRTS 0011108

CR R: 11108 TO: TAG732 DATE: 880530 15:10:58
1988 DN-101

(21) CR11108T L/F DUMMY L/UP/TIBIA LOAD FZ 600C

MAX = 25.53 at 145.8 MG MIN = -379.6 at 53.28 MG

AXIS 1



CADDS Version 1.17.00 - 8-May-1988
CREATED: 20-MAY-88 15:57:24

Safety Laboratories Department, 610-PL
PLOT PAGE 50

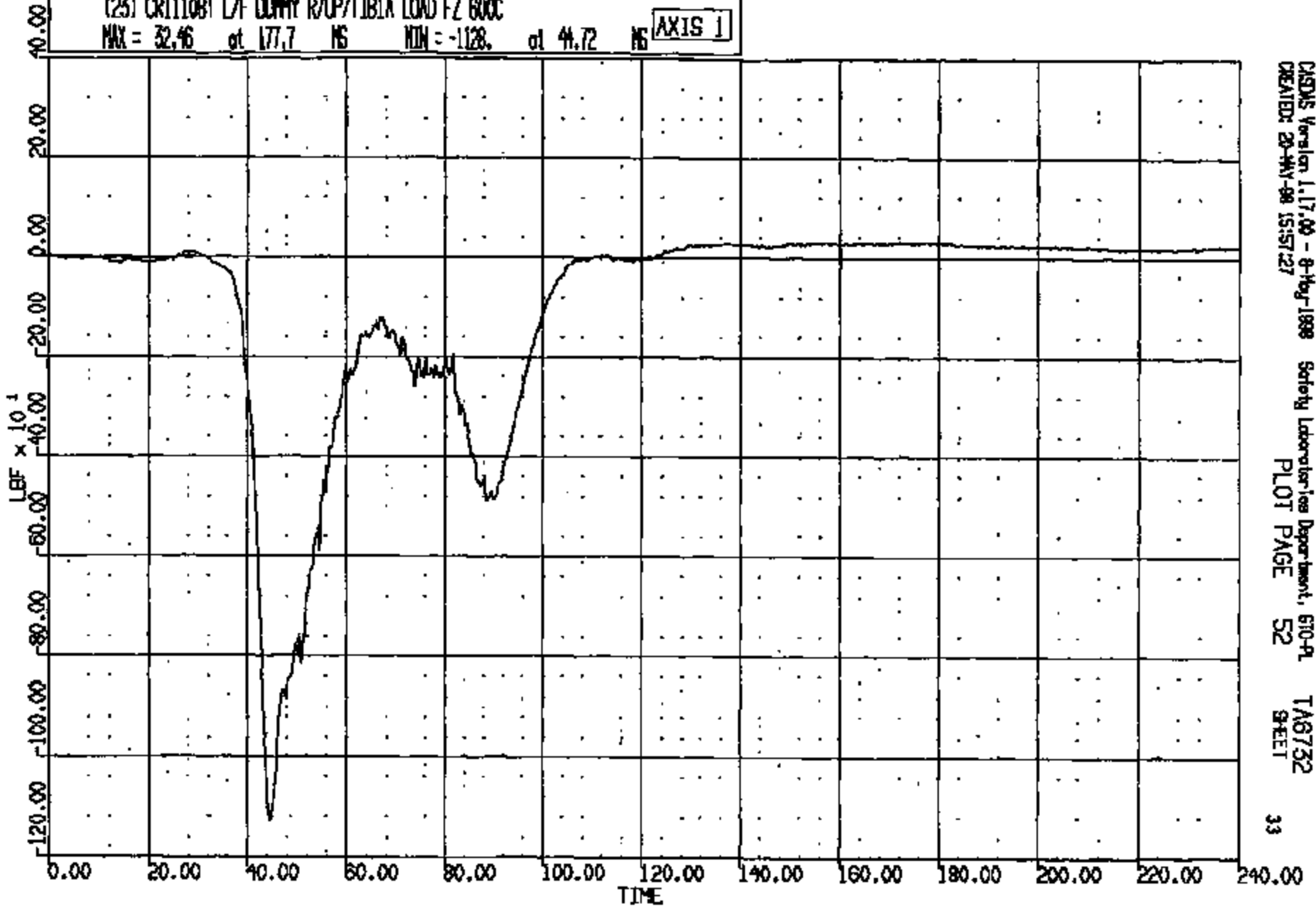
TAG732
SHEET

32

CRTS 0011108

CR R: 11108 TO: TA6732 DATE: 980520 15:10:58
1998 DN-101

(23) CR11108T L/F DUMMY R/UP/TIBIA LOAD FZ 600C
MAX = 32.46 at 177.7 MS MIN = -1128. at 41.72 MS **AXIS 1**



CASDS Version 1.17.00 - 8-May-1998 Safety Laboratories Department, 610-PL
CREATED: 20-MAY-98 15:57:27 PLOT PAGE 52 TA6732
SHEET

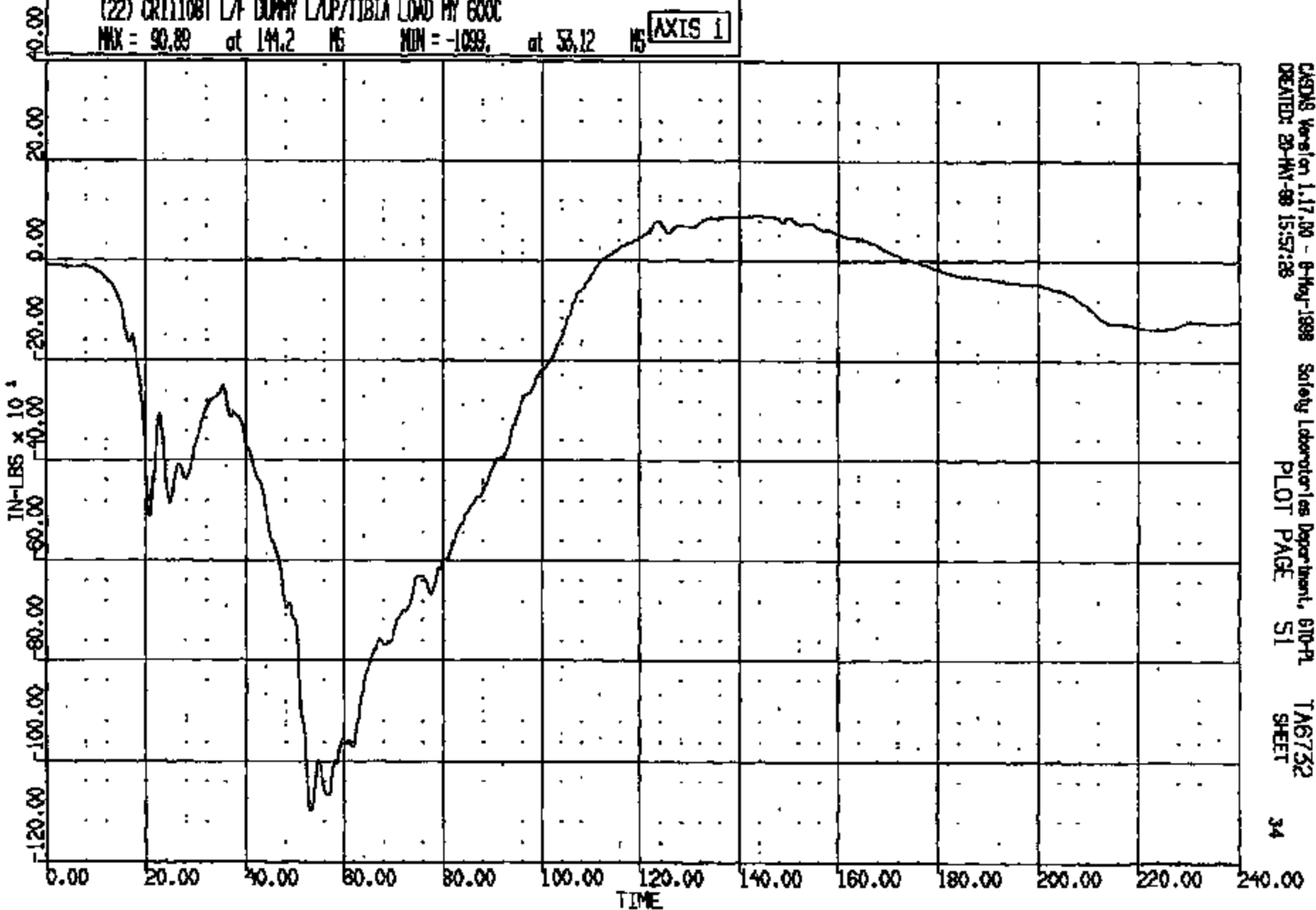
CRTS 0011108

CR R: 11108 TO: TA6732 DATE: 880520 15:10:58
1988 ON-101

(22) CR11108T L/F DUMMY LAP/TIBIA LOAD HY 600C

MAX = 90.89 at 141.2 MS MIN = -109.9 at 53.12 MS

AXIS 1



CARDs Version 1.17.00 - 8-May-1988
CREATED: 20-MAY-88 15:57:28

Safety Laboratories Department, 610-PL
PLOT PAGE 51

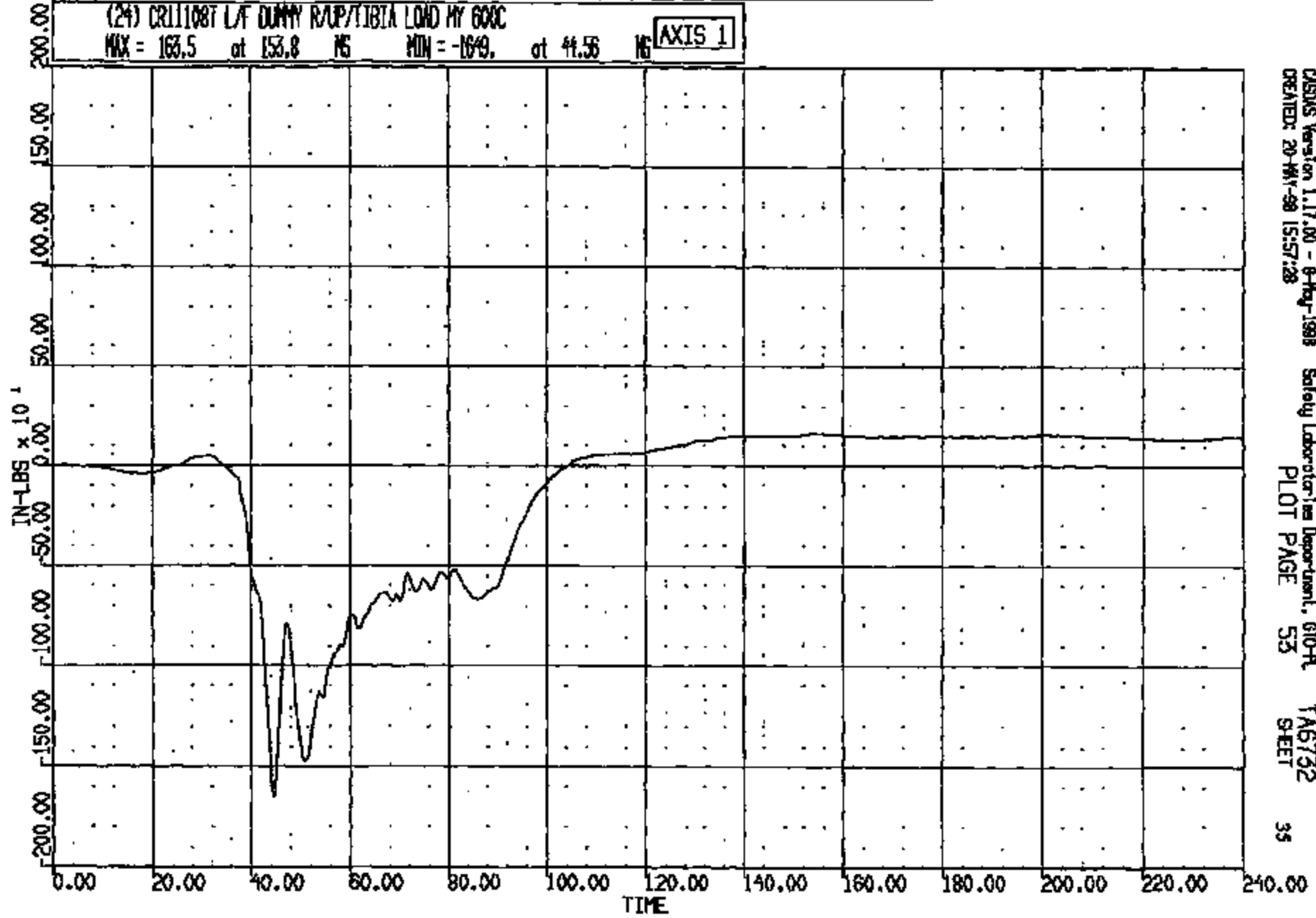
TA6732
SHEET

34

CRTS 0011108

CR R: 11108 TO: TA6732 DATE: 980520 16:10:56
1998 DN-101

(24) CR11108T L/R DUMMY R/UP/TIBIA LOAD HY 600C
MAX = 163.5 at 153.8 MS MIN = -164.9 at 41.56 MS **AXIS 1**

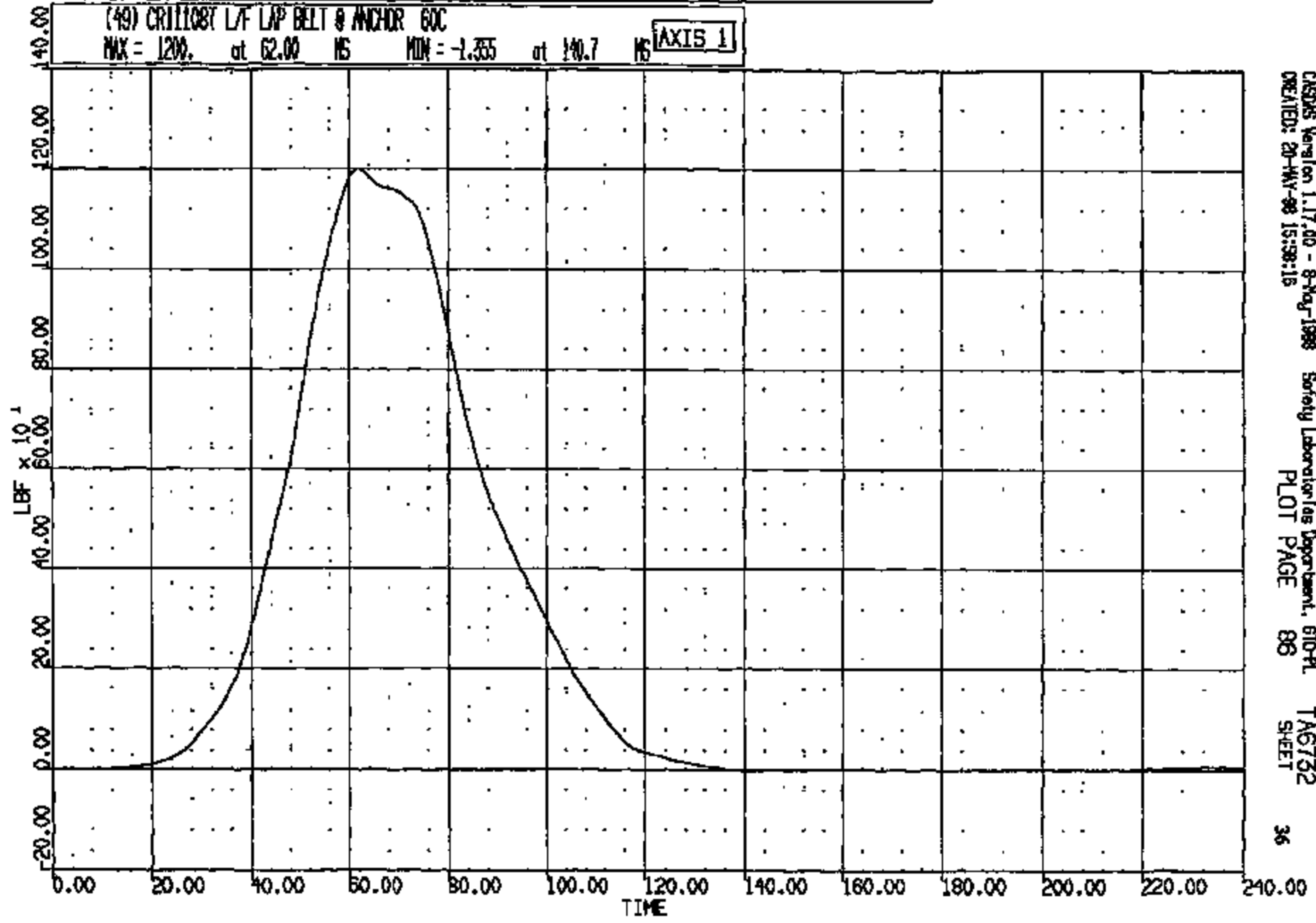


CASUS Version 1.17.00 - 8-Aug-1998 Safety Laboratories Department, 610-PL TA6732
CREATED: 20-MAY-98 15:57:28 PLOT PAGE 53 SHEET 35

CRIS 0011108

CR R: 11108 TO: TAB732 DATE: 980520 15:10:56
1998 ON-101

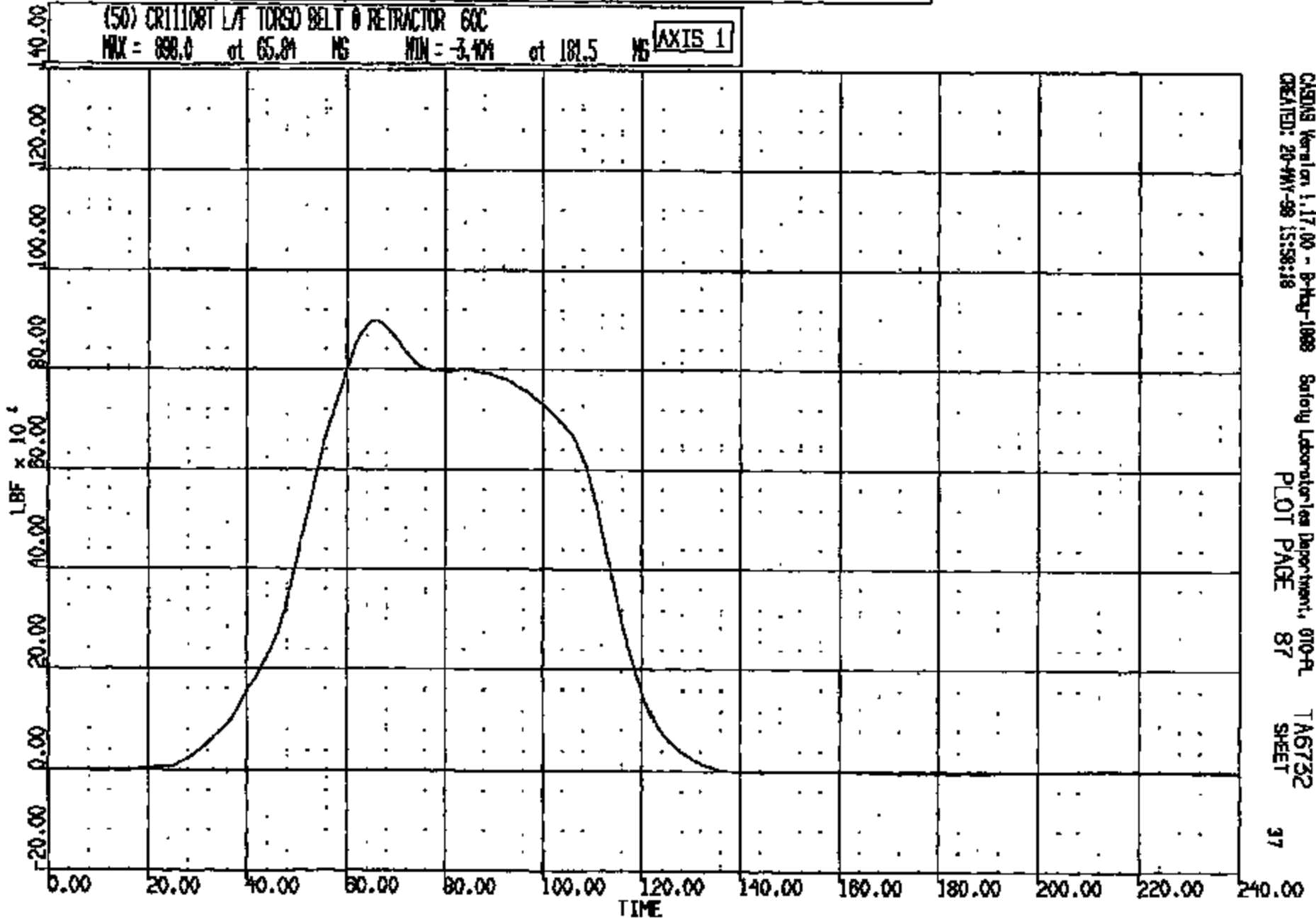
(49) CR111087 L/F LAP BELT & ANCHOR GOC
MAX = 1200. at 62.00 MS MIN = -1.355 at 140.7 MS [AXIS 1]



CR R: 11108 TO: TA6752 DATE: 880520 15:10:56
1988 DN-101

(50) CR11108T L/F TORSO BELT & RETRACTOR 60C

MAX = 898.0 at 65.84 MS MIN = -3.404 at 181.5 MS AXIS 1



CASINS Version 1.17.00 - 8-May-1988
CREATED: 20-MAY-88 15:58:18

Safety Laboratories Department, 010-FL
PLOT PAGE 87

TA6752
SHEET

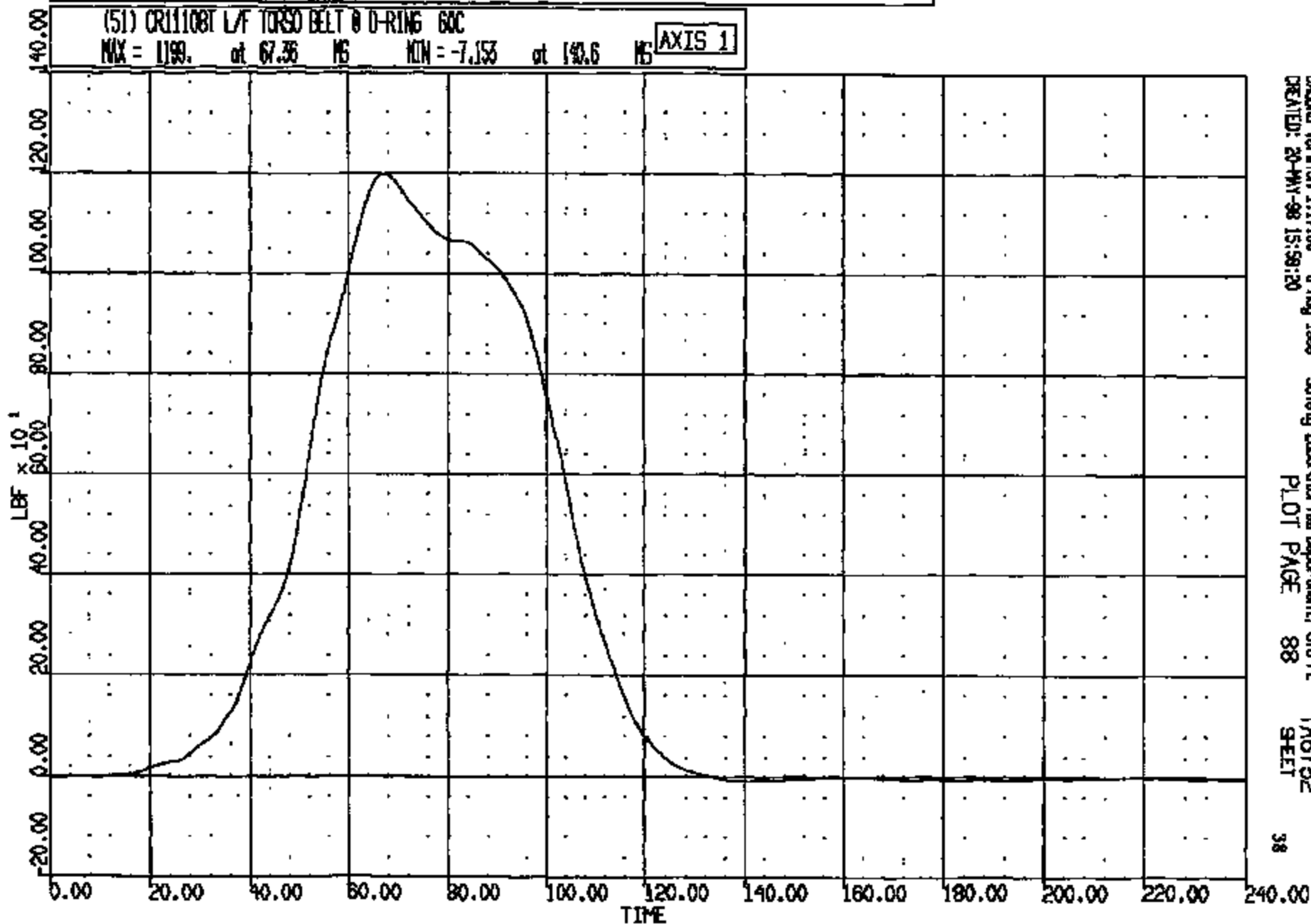
37

CRTS 0011108

CR: 11108 TO: TA6732 DATE: 980320 15:10:56
1998 07-101

(51) CR11108 L/F TORSO BELT @ O-RING 60C

MAX = 1199. at 67.36 MS MIN = -7.156 at 140.6 MS AXIS 1



CASINS Version 1.17.00 - 8-May-1998
CREATED: 20-MAY-98 15:59:20

Safety Laboratory Department, G10-PL
PLOT PAGE 88

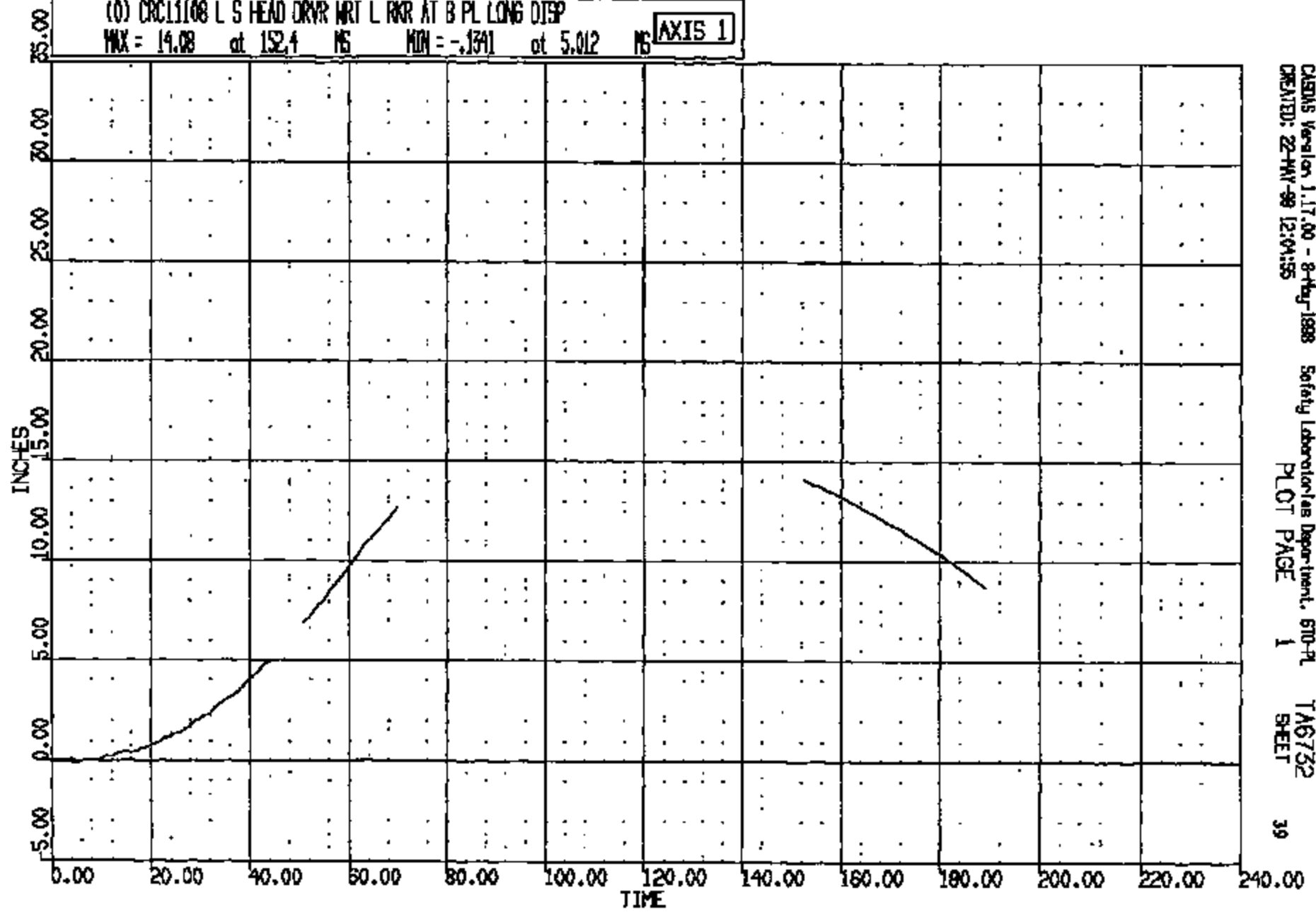
TA6732
SHEET

38

CRTS 0011108

CR R: 11108 TO: TA6732 DATE: 980520 15:10:59
1998 DN-101

(0) CRCL1108 L S HEAD DRV R RT L RGR AT B PL LONG DISP
MAX = 14.08 at 132.4 MS MIN = -.1391 at 5.012 MS **AXIS 1**

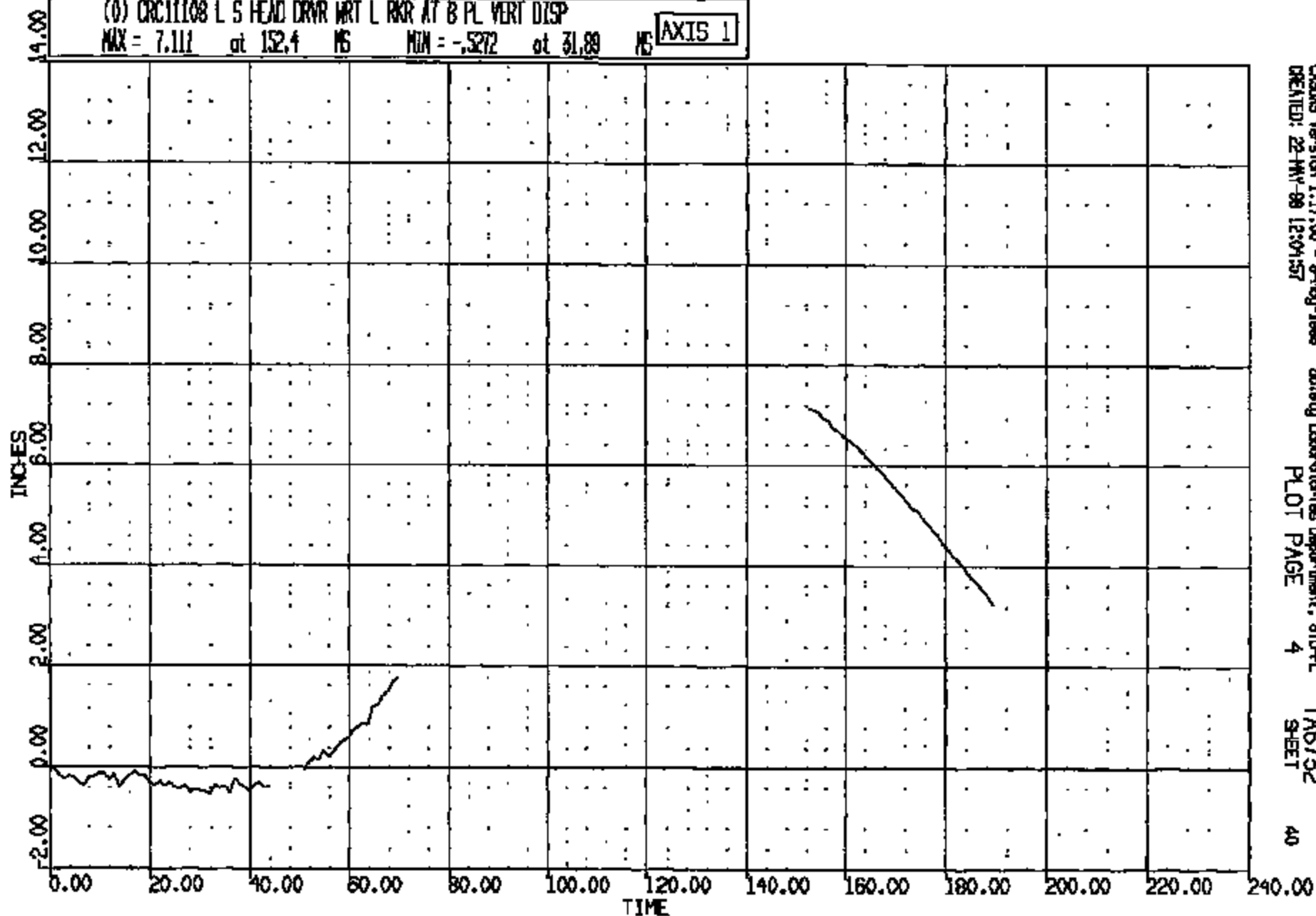


CLIENTS Version 1.17.00 - 8-May-1998 Safety Laboratories Department, 610-PL
CREATED: 22-MAY-98 12:04:55 PLOT PAGE 1 TA6732 SHEET 39

CRTS 0011108

CR R: 11108 TO: TA6732 DATE: 980520 15:10:58
1998 DN-101

(0) CRCT1108 L S HEAD DRVW WRT L RKR AT B PL VERT DISP
MAX = 7.111 at 152.4 MS MIN = -.5272 at 31.89 MS **AXIS 1**

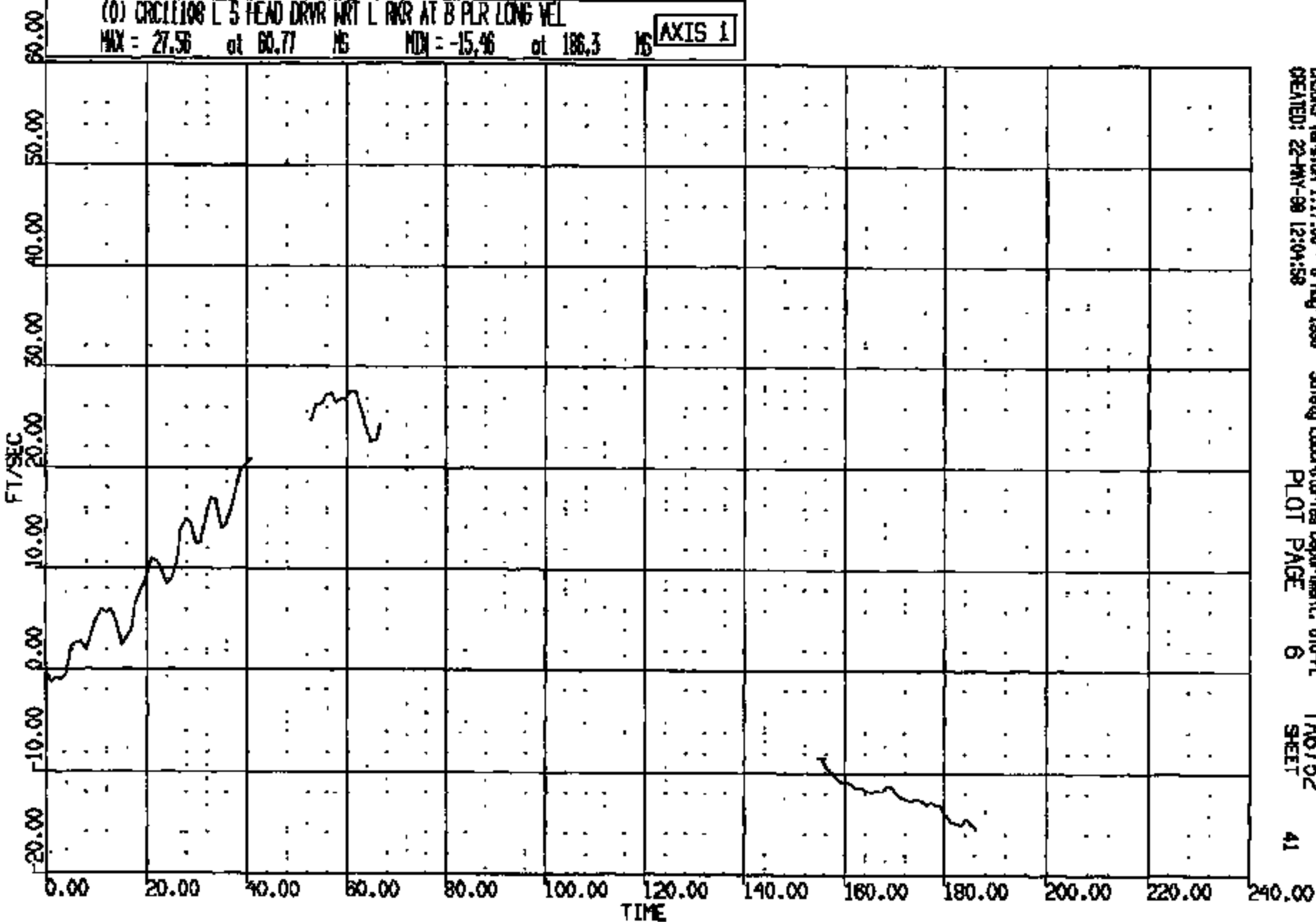


CRTS 0011108

CASUS Version 1.17.00 - 9-May-1998 Safety Laboratories Department, STDFL
CREATED: 22-MAY-98 12:04:57 PLOT PAGE 4 TA6732 SHEET 40

CR R: 11108 TO: TA6752 DATE: 980520 15:10:38
1998 DN-101

(0) CRCL1108 L 5 HEAD DRVR WRT L RWR AT B PLR LONG VEL
MAX = 27.56 at 60.77 MS MDN = -15.46 at 186.3 MS **AXIS 1**



CRSRS Version 1.17.00 - 8-May-1998 Safety Laboratories Department, 610-PL
CREATED: 22-MAY-98 12:04:58 PLOT PAGE 6 TA6752 SHEET 41

CRIS 0011108

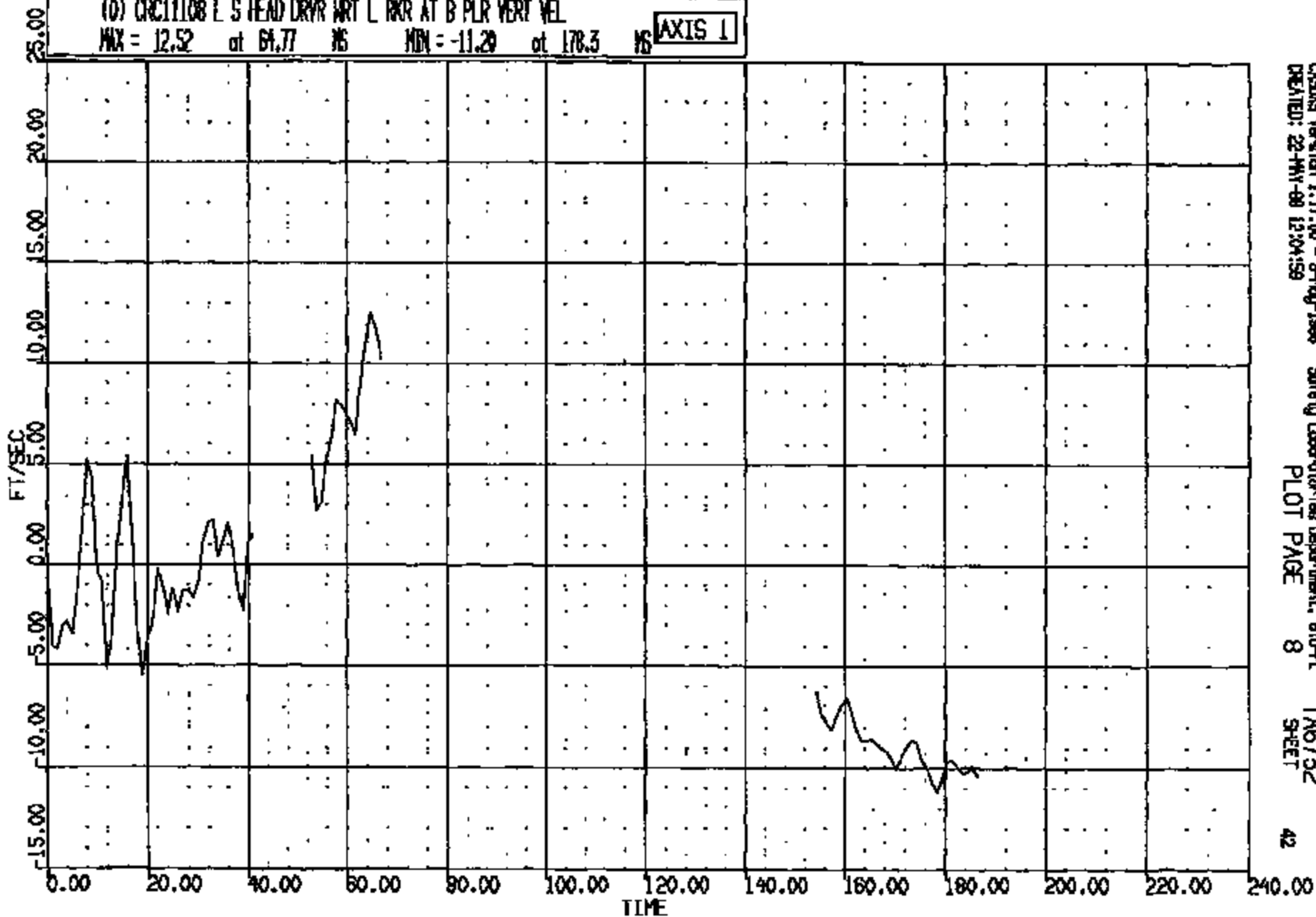
CR R: 11108 TO: TA6732 DATE: 880520 15:10:58

1988 DN-101

(0) CRCT1108 L S HEAD DRVW WRT L RWR AT B PLR VERT VEL

MAX = 12.52 at 61.77 MS MIN = -11.20 at 178.3 MS

AXIS 1



CRSIS Version 1.17.00 - 8-Aug-1988
CREATED: 22-MAY-88 12:04:59

Safety Laboratories Department, 610-P1
PLOT PAGE 8

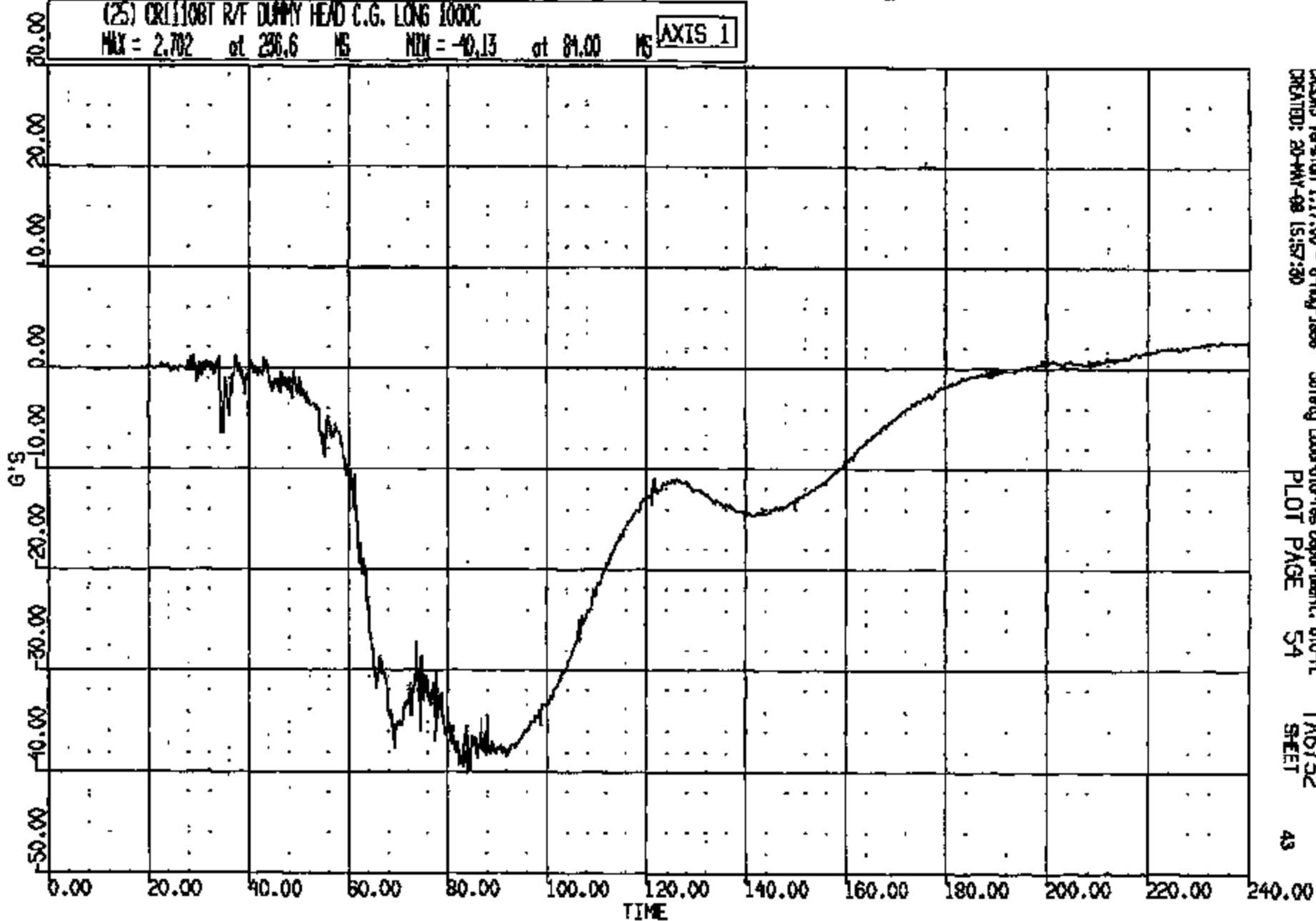
TA6732
SHEET

42

CRTS 0011108

CR R: 11108 TO: TAB732 DATE: 980520 15:10:58
1998 DN-101

(25) CR11108T R/F DUMMY HEAD C.G. LONG 1000C
MAX = 2.702 at 296.6 MS MIN = -40.13 at 81.00 MS **AXIS 1**



CASMS Version 1.17.00 - 6-May-1998
CREATED: 20-MAY-98 15:57:30

Safety Laboratories Department, 610-PL
PLOT PAGE 54

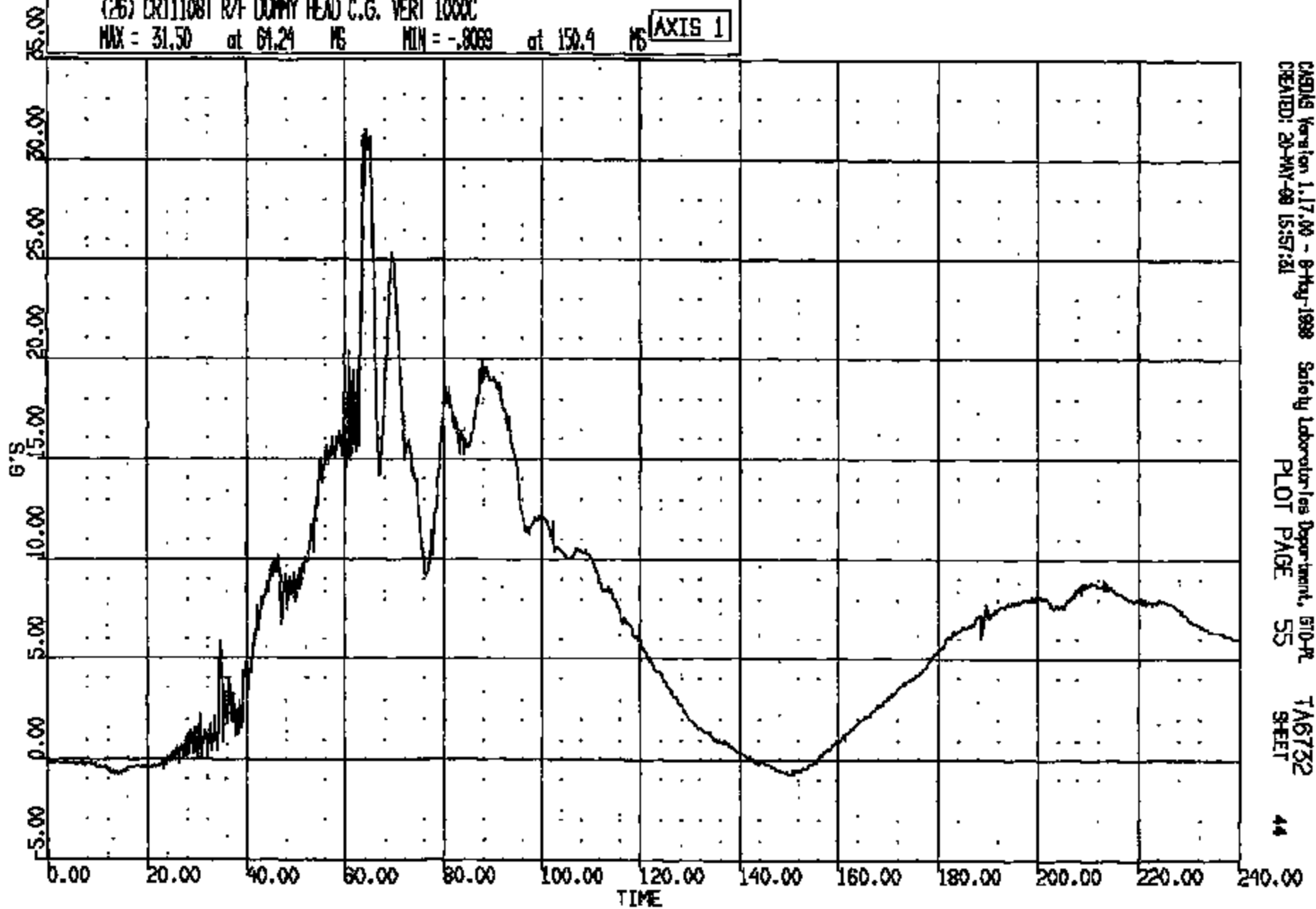
TAB732
SHEET

43

CRTS 0011108

CR R: 11108 TO: TA6732 DATE: 980520 18:10:56
1998 DN-101

(26) CR11108T R/F DUMMY HEAD C.G. VERT 1000C
MAX = 31.50 at 61.24 MS MIN = -.8069 at 150.4 MS **AXIS 1**

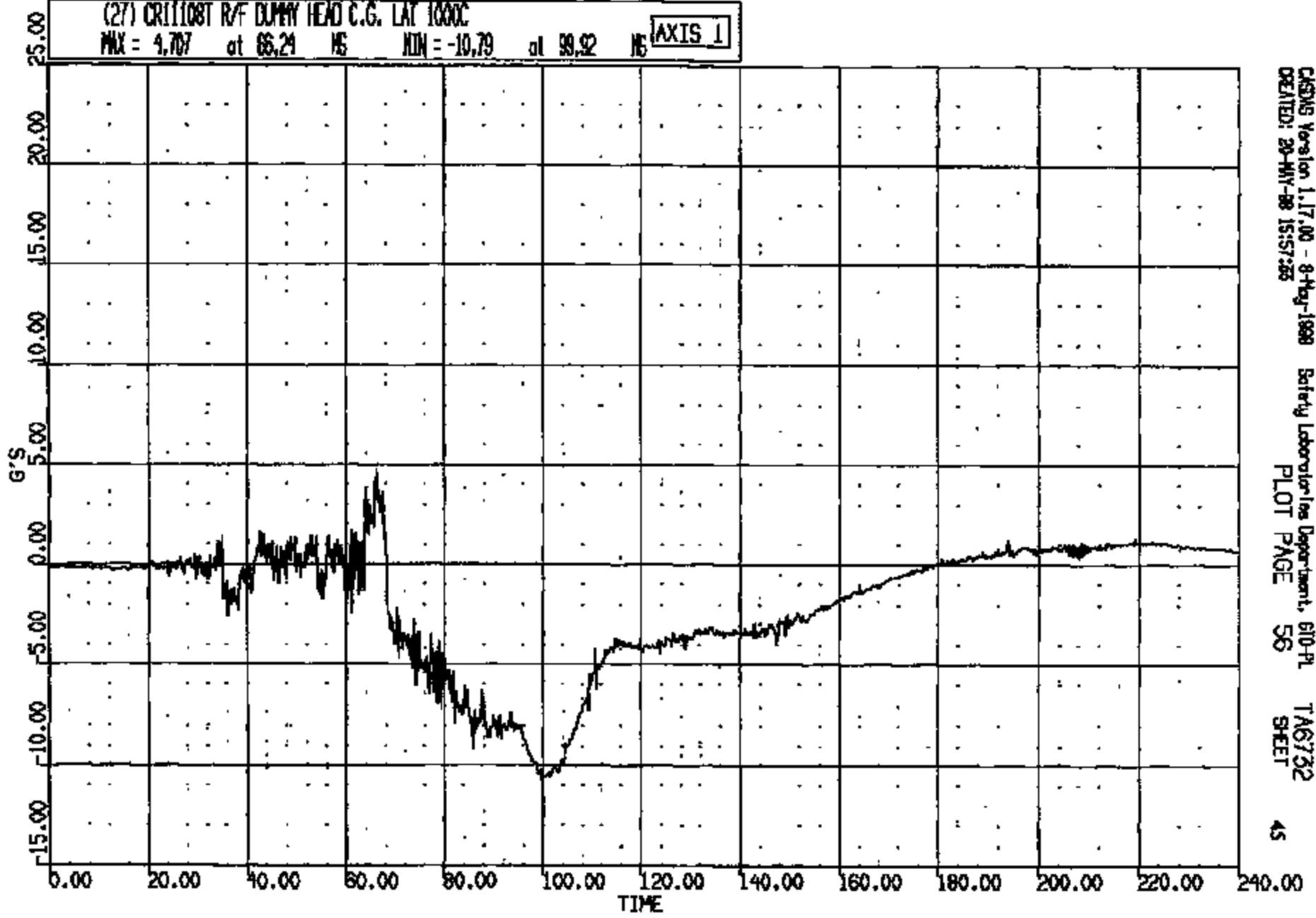


CASDS Version 1.17.00 - 9-May-1998 Safety Laboratories Department, 610-PL TA6732
CREATED: 20-MAY-98 15:57:31 PLOT PAGE 55 SHEET 44

CRTS 0011108

CR R: 11108 TO: TA6732 DATE: 980520 15:10:58
1998 DN-101

(27) CR11108T R/F DUMMY HEAD C.G. LAT 1000C
MAX = 4.707 at 66.24 MS MIN = -10.79 at 99.92 MS **AXIS 1**

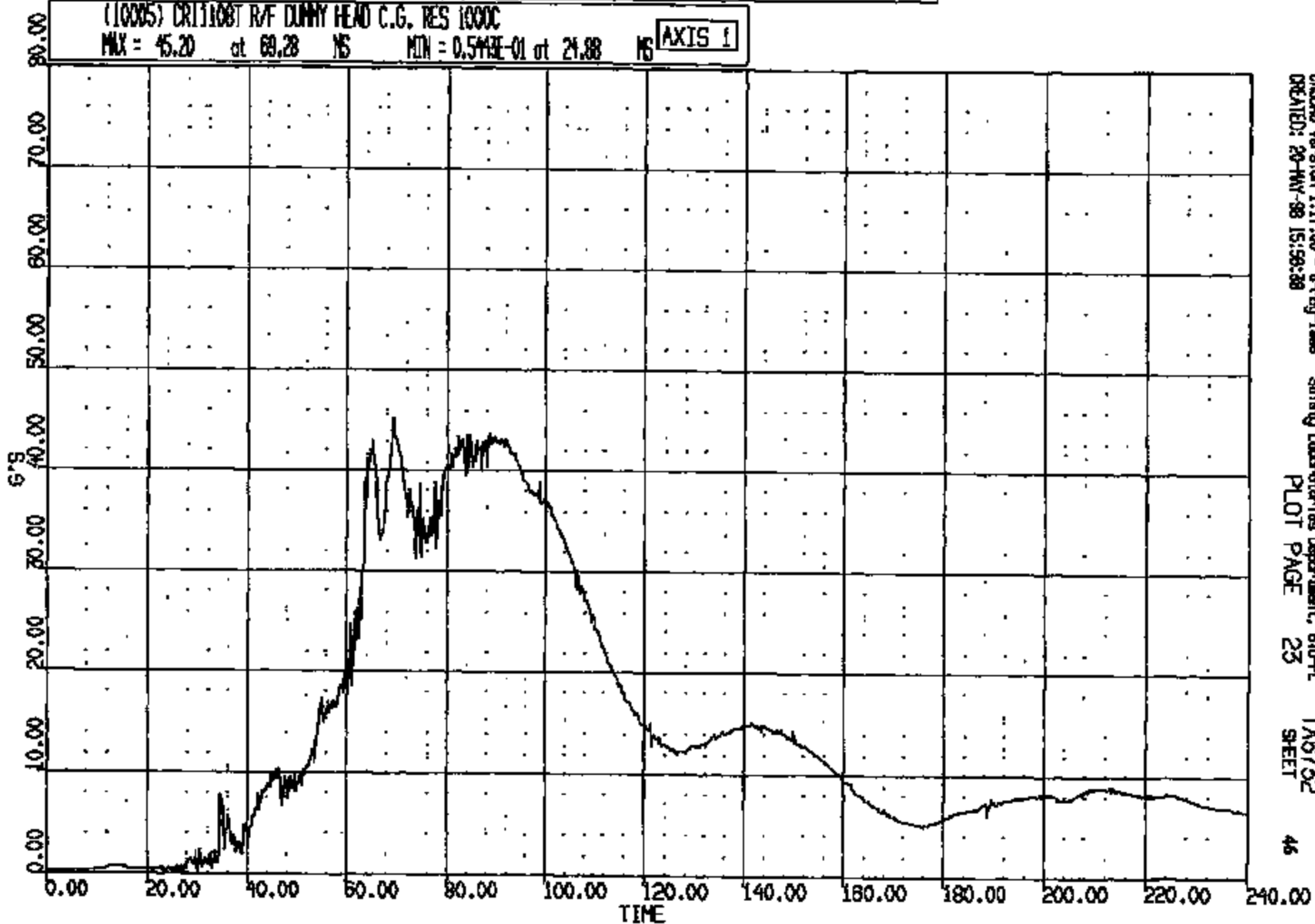


CASINS Version 1.17.00 - 8-May-1998 Safety Laboratories Department, 610-PL
CREATED: 20-MAY-98 15:57:25 PLOT PAGE 56 TA6732
SHEET 45

CRTS 0011108

CUR R: 11108 TO: TA6732 DATE: 880820 15:10:58
 I1H008 DZ 11101
 I1H008 DUR: 240.0 T1/T2: 881.0 // 112.
 I1H008 DUR: 60.0 T1/T2: 701.7 // 80.7
 I1H008 DUR: 15.0 T1/T2: 78.0 // 84.7

(10005) CR11108T R/F DUNNY HEAD C.G. RES 1000C
 MAX = 45.20 at 69.28 NS MIN = 0.544E-01 at 21.88 NS **AXIS 1**

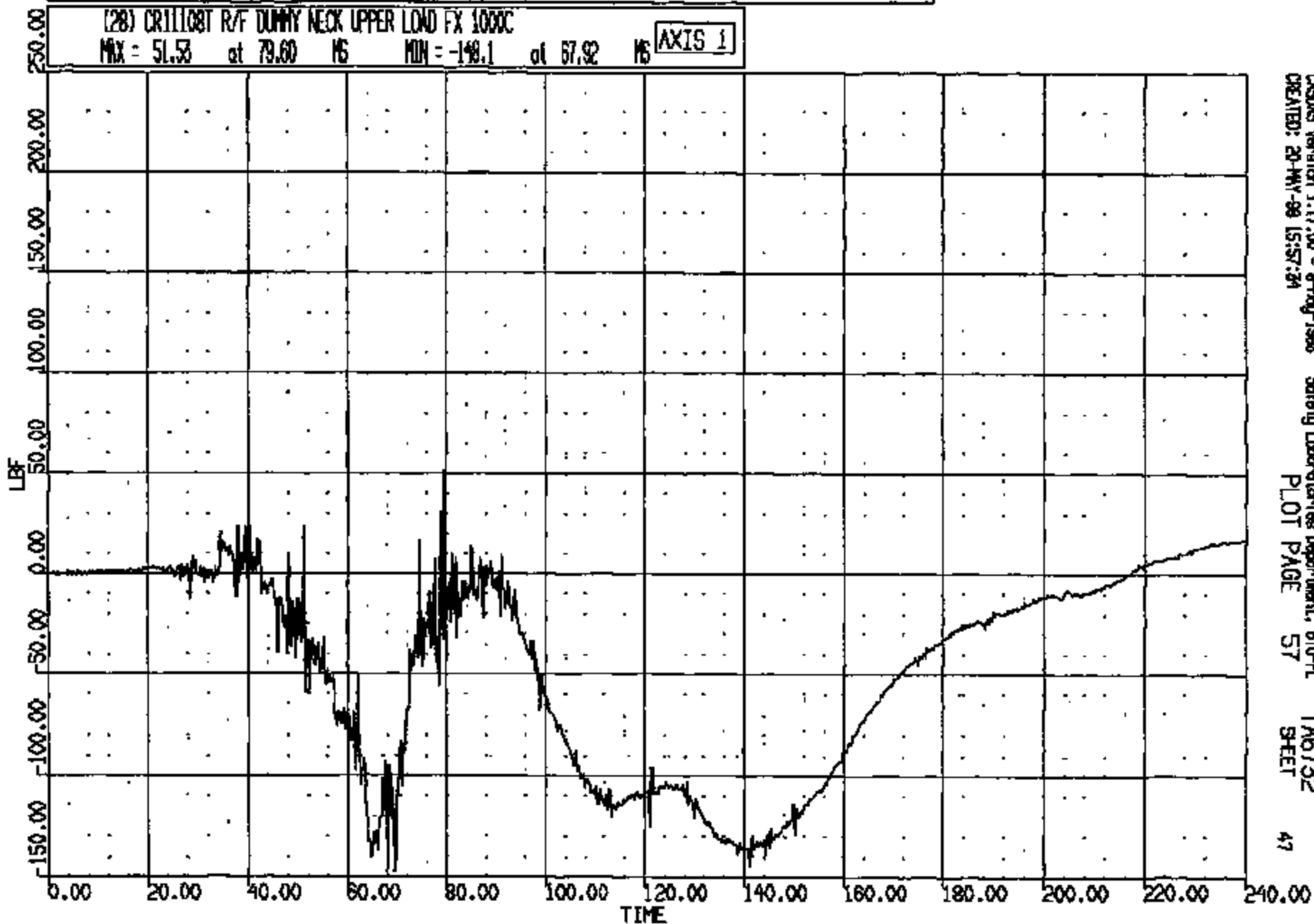


CR R: 11108 TO: TA6732 DATE: 880520 15:10:58
1988 DN-101

(28) CR11108T R/F DUMMY NECK UPPER LOAD FX 1000C

MAX = 51.53 at 79.60 MS MIN = -148.1 at 67.92 MS

AXIS 1



CASDS Version 1.17.00 - 8-Aug-1988
CREATED: 20-MAY-88 15:57:24

Safety Laboratories Department, 810-PL
PLOT PAGE 57

TA6732
SHEET

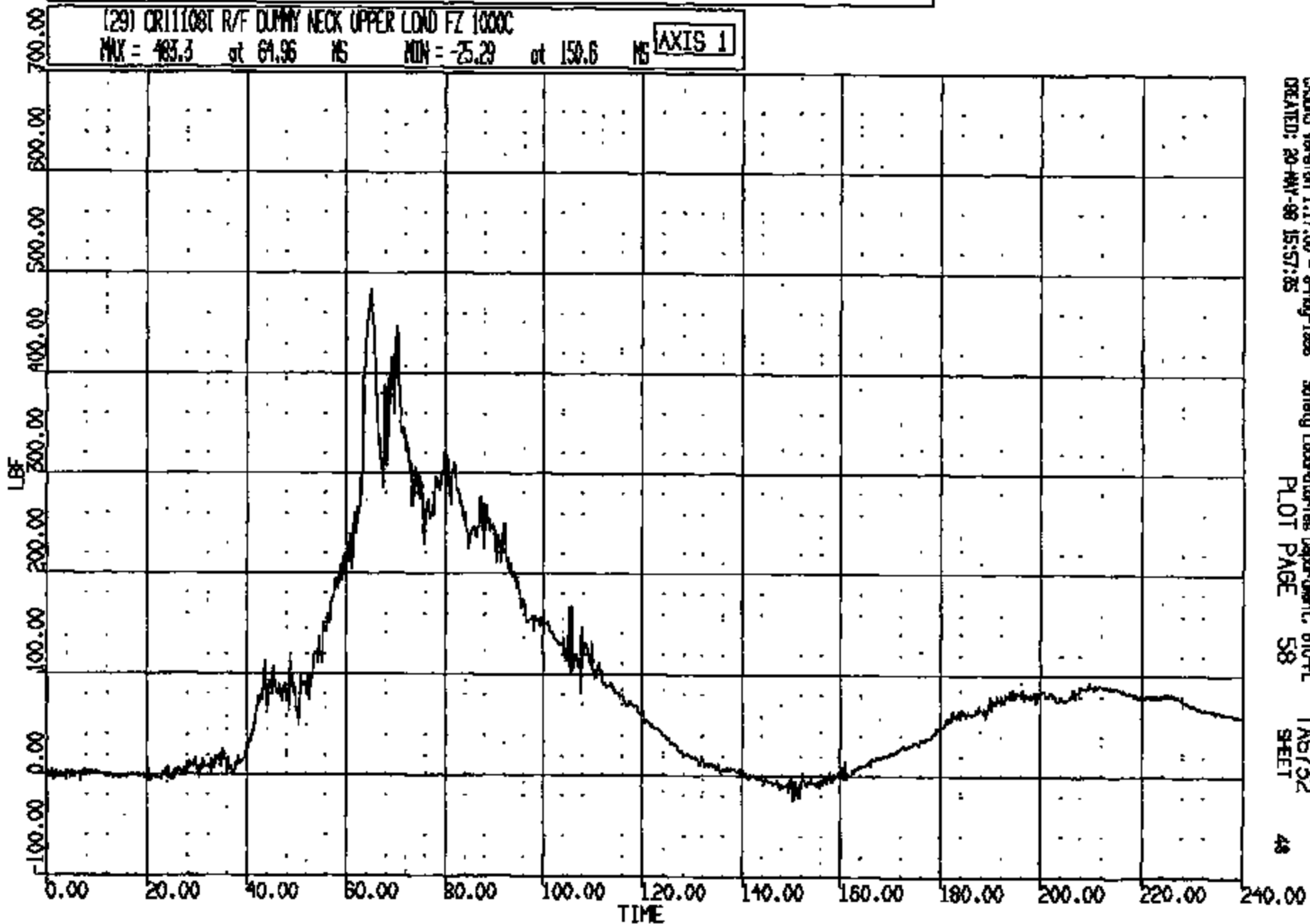
47

CRTS 0011108

CR R: 11108 TO: TAG732 DATE: 980620 15:10:58
1998 DN-101

(29) CR11108T R/F DUMMY NECK UPPER LOAD FZ 1000C

MAX = 483.3 at 64.96 MS MIN = -25.29 at 150.6 MS **AXIS 1**



CASDS Version 1.17.00 - 8-May-1998
CREATED: 20-MAY-98 15:57:35

Safety Laboratories Department, 810-PL
PLOT PAGE 58

TAG732
SHEET

48

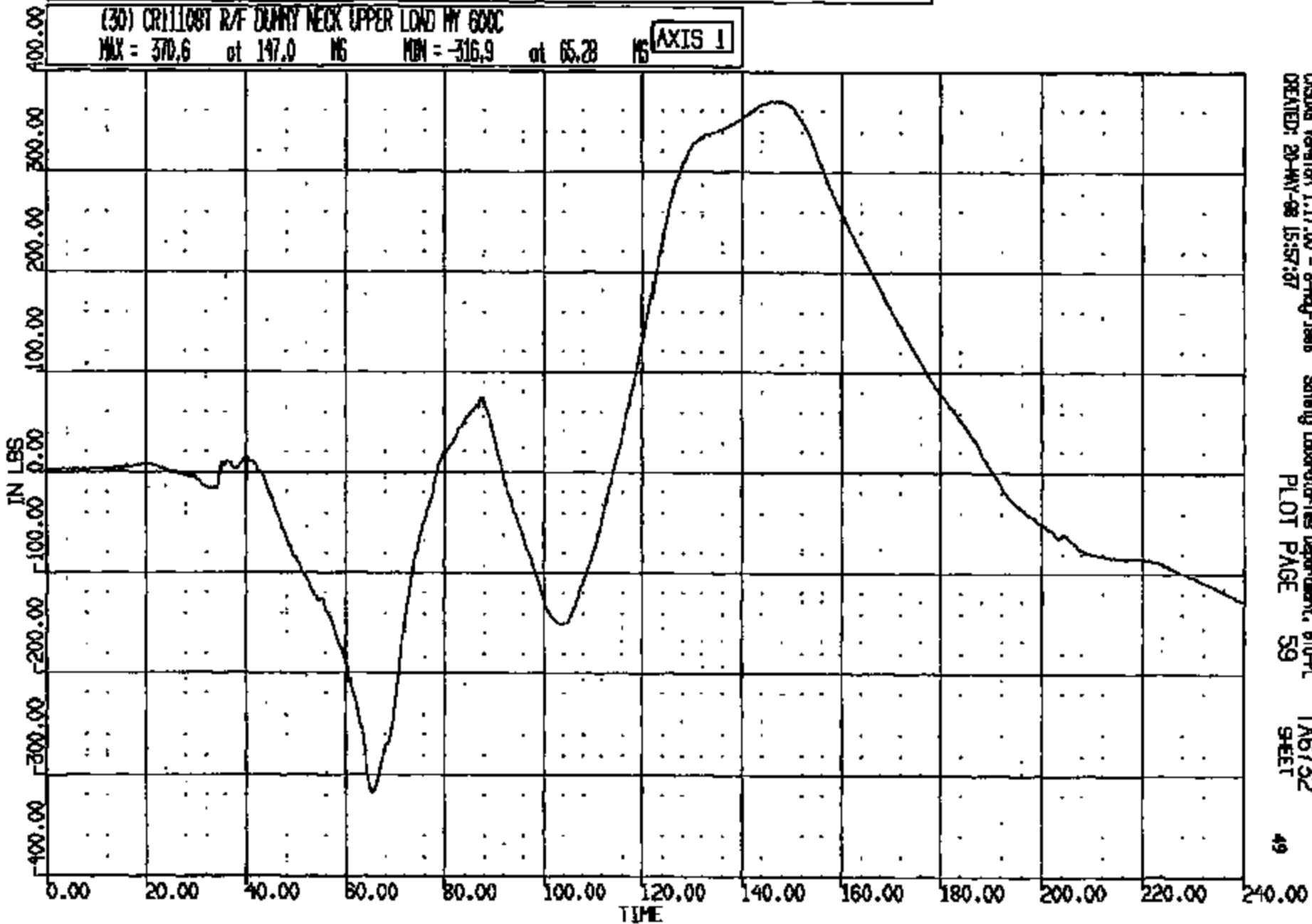
CRTS 0011108

CR R: 11108 TO: TA6732 DATE: 980520 15:10:58
1999 DN-101

(30) CR11108T R/F DUMMY NECK UPPER LOAD HY 600C

MAX = 370.6 at 147.0 MS MIN = -316.9 at 65.28 MS

AXIS 1



CASDAS Version 1.17.00 - 8-May-1998
OPERATED: 20-MAY-98 15:57:37

Safety Laboratories Department, 870-PL
PLOT PAGE 59

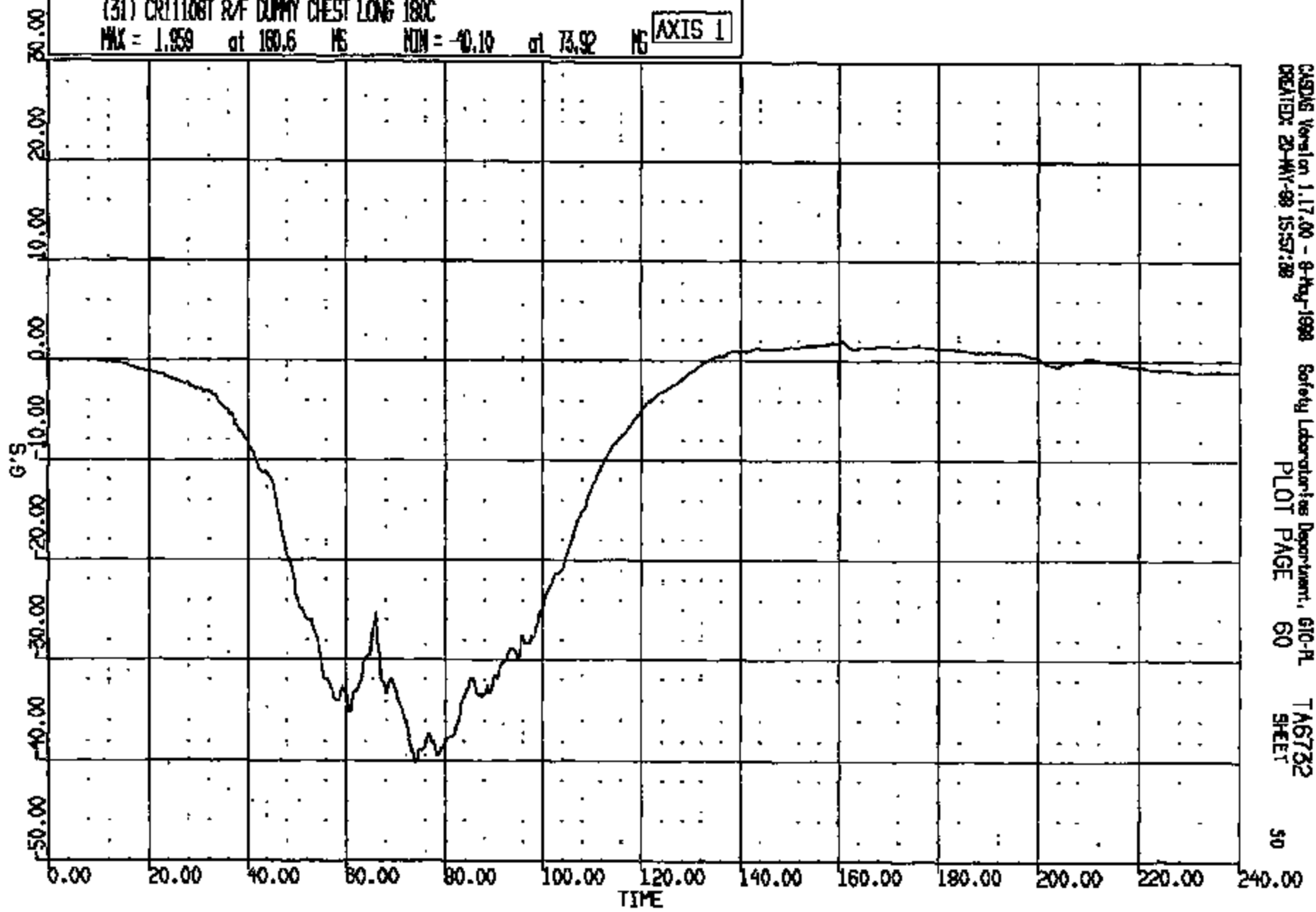
TA6732
SHEET

49

CRTS 0011108

CR R: 11108 TO: TAB732 DATE: 980526 15:10:58
1998 DN-101

(31) CR11108T R/F DUMMY CHEST LONG 180C
MAX = 1.959 at 160.6 MS MIN = -40.10 at 73.92 MS **AXIS 1**

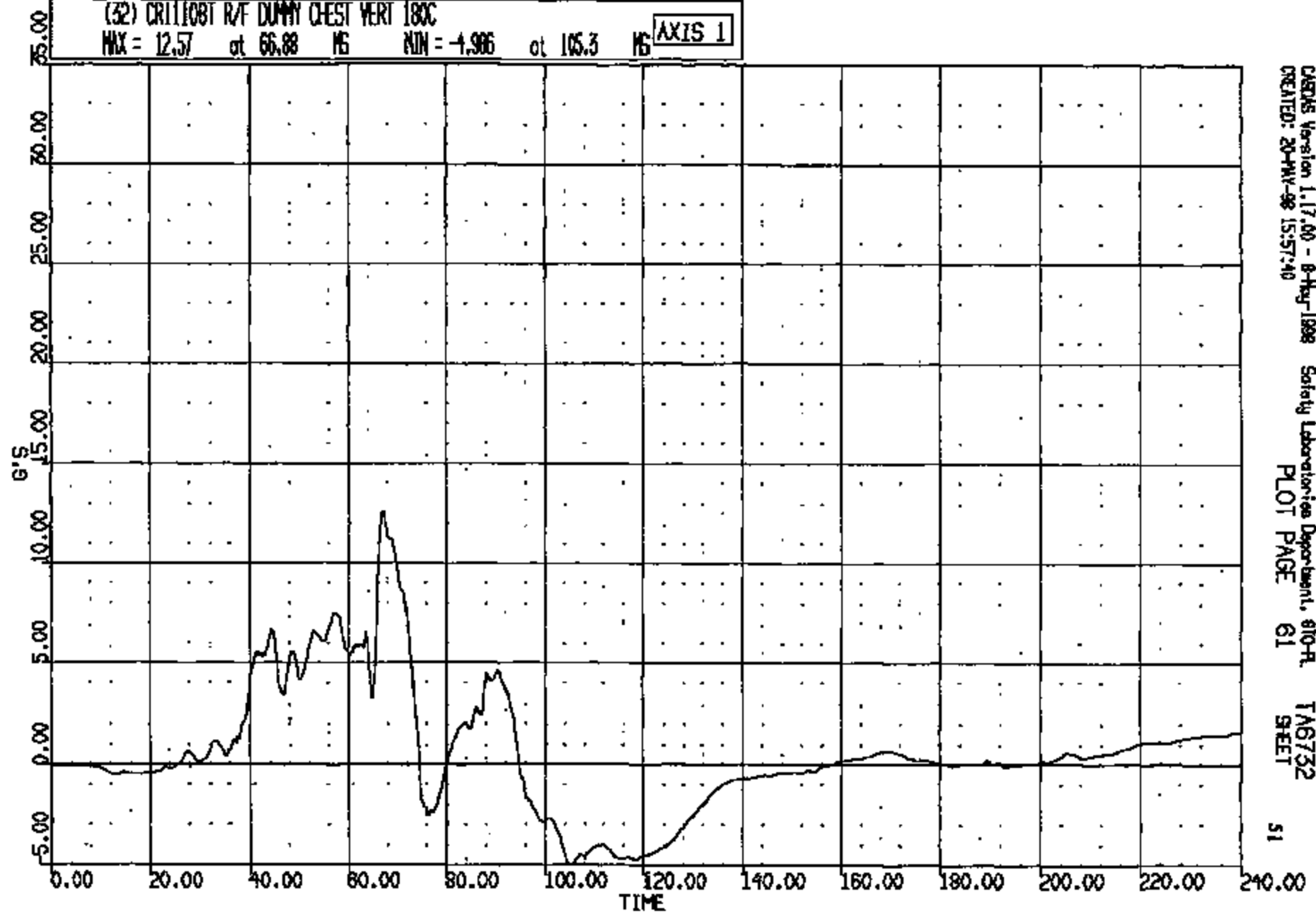


CRTS 0011108

CASDS Version 1.17.00 - 9-Aug-1998 Safety Laboratories Department, 610-A
CREATED: 20-MAY-98 15:57:28 PLOT PAGE 60 SHEET 50

CR #: 11108 TO: TA6732 DATE: 880820 15:10:58
1988 DN-101

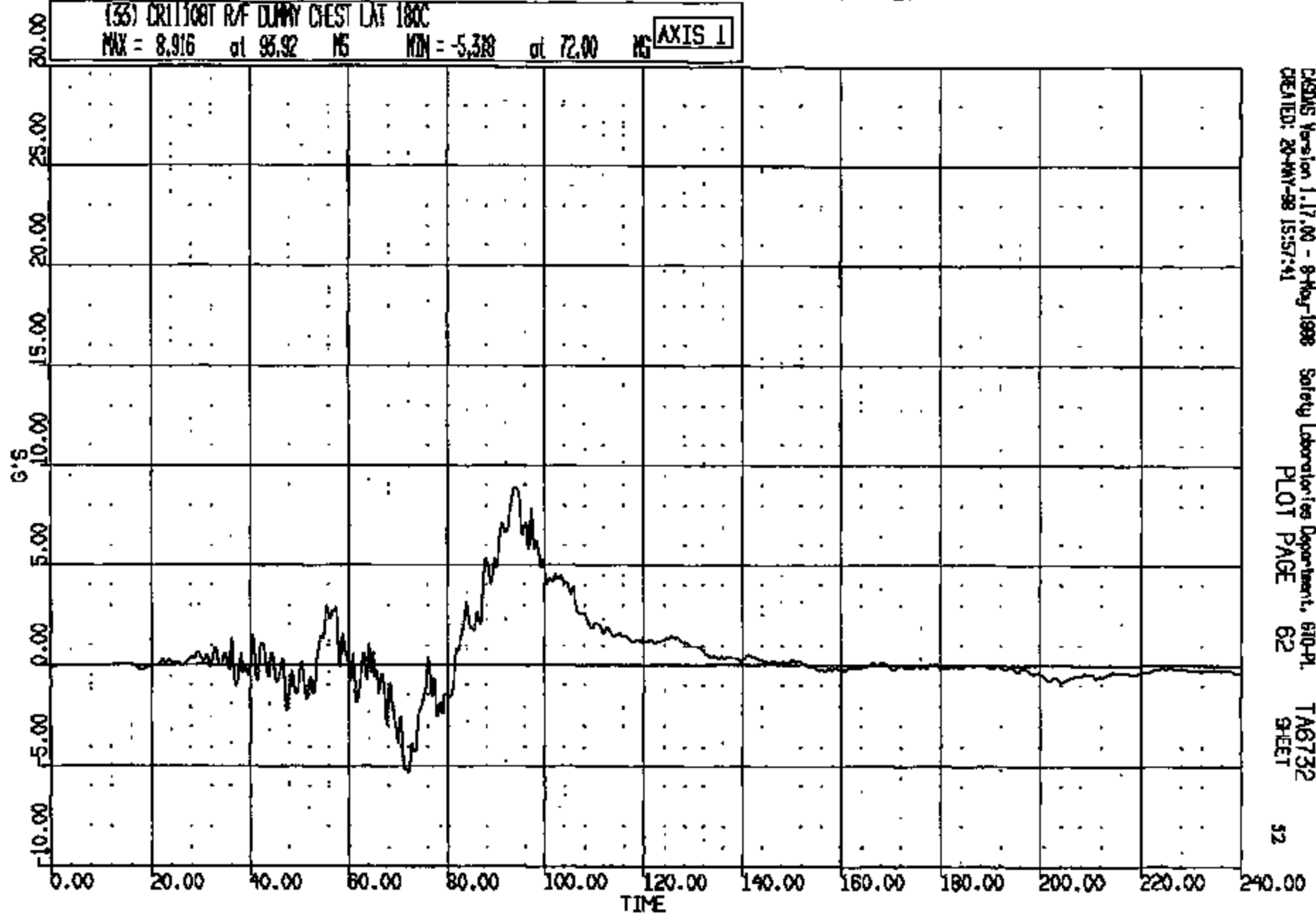
(32) CR11108T R/F DUMMY CHEST VERT 180C
MAX = 12.57 at 66.88 MS MIN = -1.906 at 105.3 MS **AXIS 1**



CARDAS Version 1.17.00 - 8-May-1988 Safety Laboratories Department, 810-R
CREATED: 20-MAY-98 15:57:40 PLOT PAGE 61 TA6732
SHEET

CR R: 11108 TO: TA6732 DATE: 980520 15:10:58
1800 DN-101

(33) CR11108T R/F DUMMY CHEST LAT 180C
MAX = 8.916 at 95.92 MS MIN = -5.318 at 72.00 MS **AXIS 1**



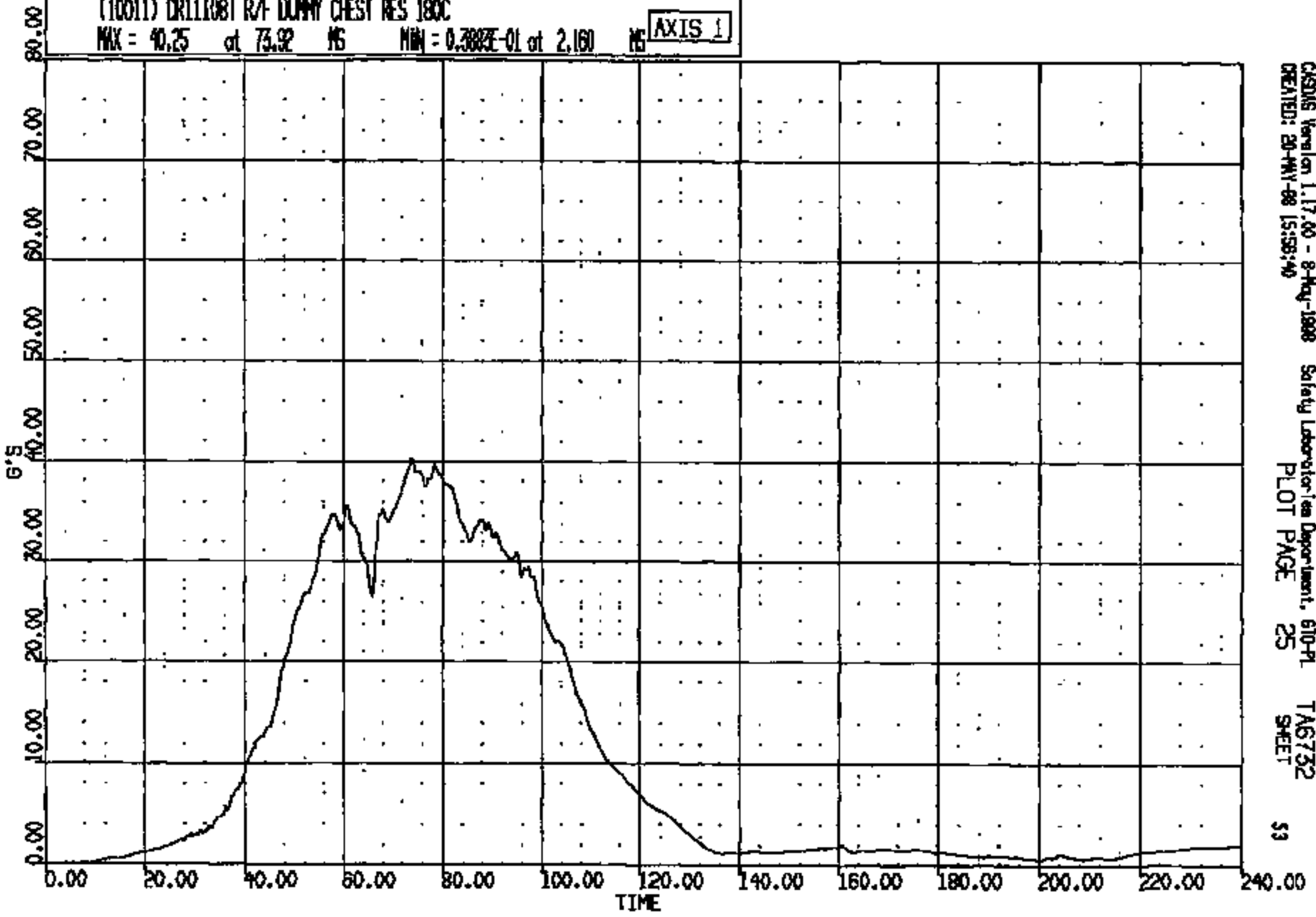
CASMS Version 1.17.00 - 8-May-1998 Safety Laboratories Department, 610-PL
CREATED: 20-MAY-98 15:57:41 PLOT PAGE 62 TA6732 SHEET 52

CRTS 0011108

DR R: 11108 TO: TA6732 DATE: 980520 15:10:58
1999 DN-101
CUMDUR = 38.889 Duration time = 2.9871

(10011) DRILLHST R/F DUNNY CHEST RES 180C
MAX = 40.25 at 73.92 MS MIN = 0.3883E-01 at 2.160 MS

AXIS 1



CASONS Version 1.17.00 - 8-May-1998 Safety Laboratories Department, 610-PL
CREATED: 20-MAY-98 15:58:40 PLOT PAGE 25 SHEET 53

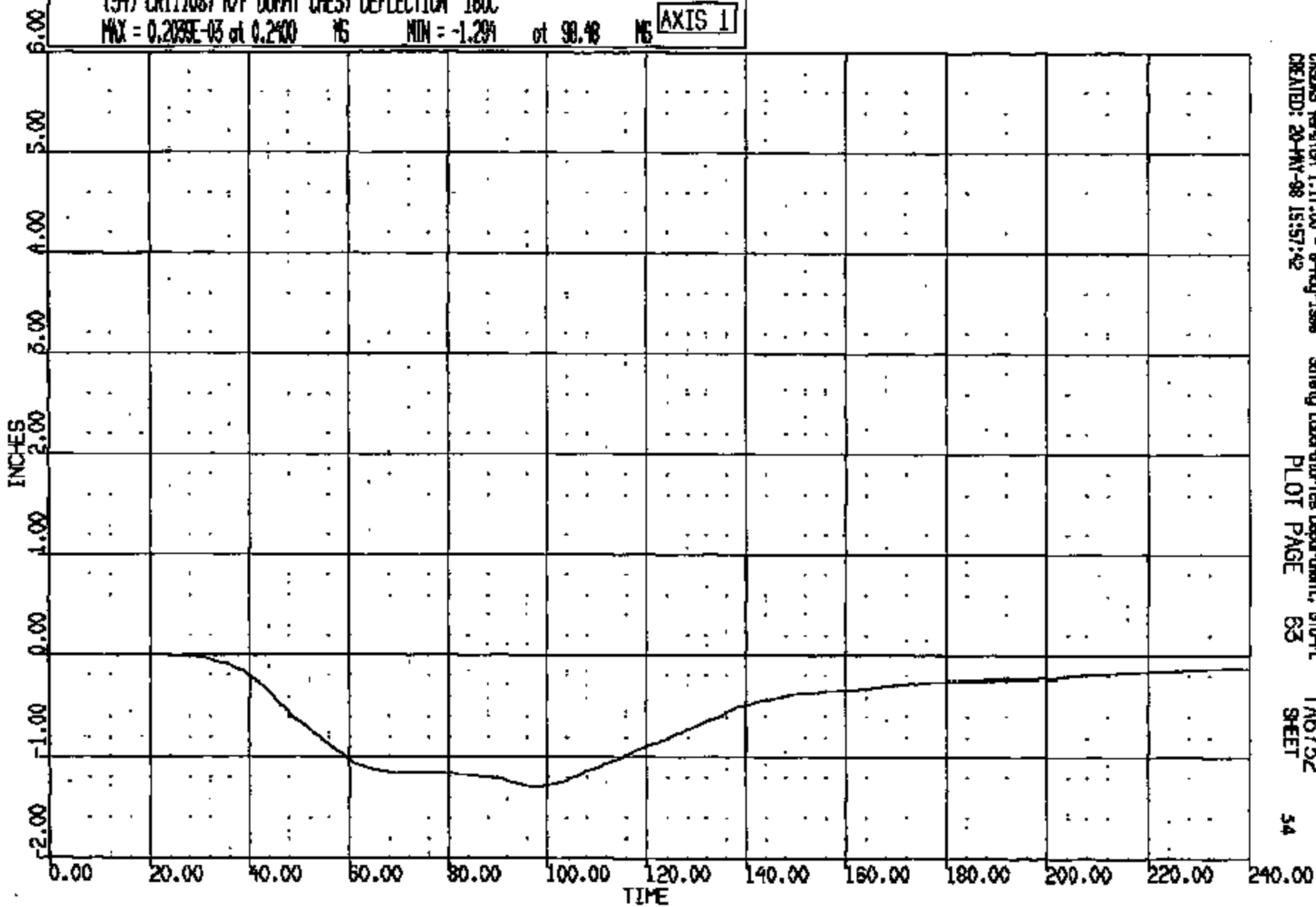
CRTS 0011108

CR R: 11108 TO: TA6732 DATE: 980520 15:10:58
1998 DN-101

(34) CR111087 R/F DUMMY CHEST DEFLECTION 180C

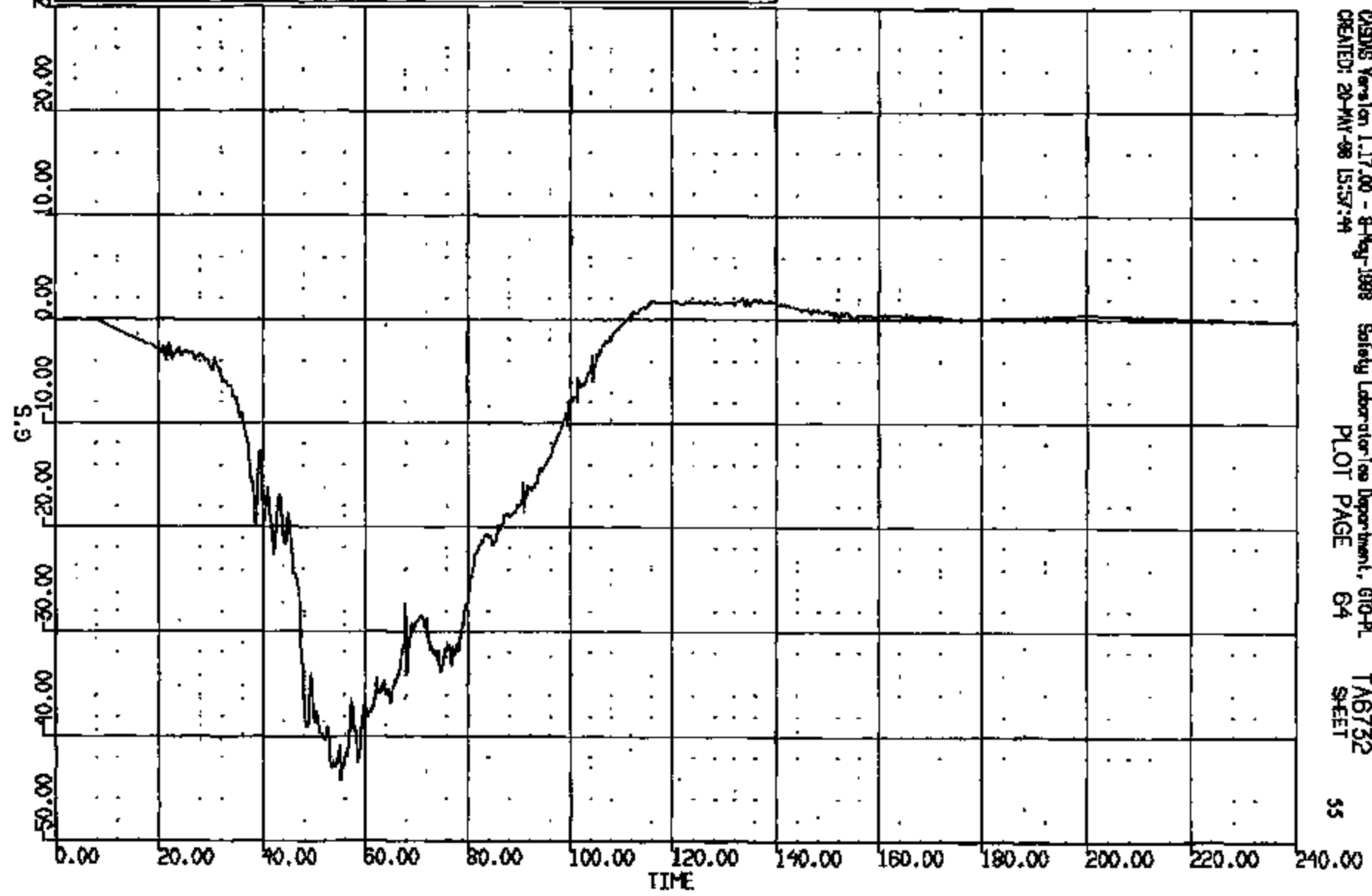
MAX = 0.2039E-03 at 0.2400 MS MIN = -1.204 at 98.48 MS

AXIS 1



CR R: 11108 TO: TA6732 DATE: 980320 15:10:58
1998 DN-101

(35) CR11108T R/F DUFFY PELVIS LONG 1000C
MAX = 2.101 at 133.5 MS MIN = -44.24 at 55.28 MS **AXIS 1**



CASIMS Version 1.17.00 - 8-May-1998 Safety Laboratories Department, 610-PL
CREATED: 20-MAY-98 15:57:44 PLOT PAGE 64 TA6732
SHEET 55

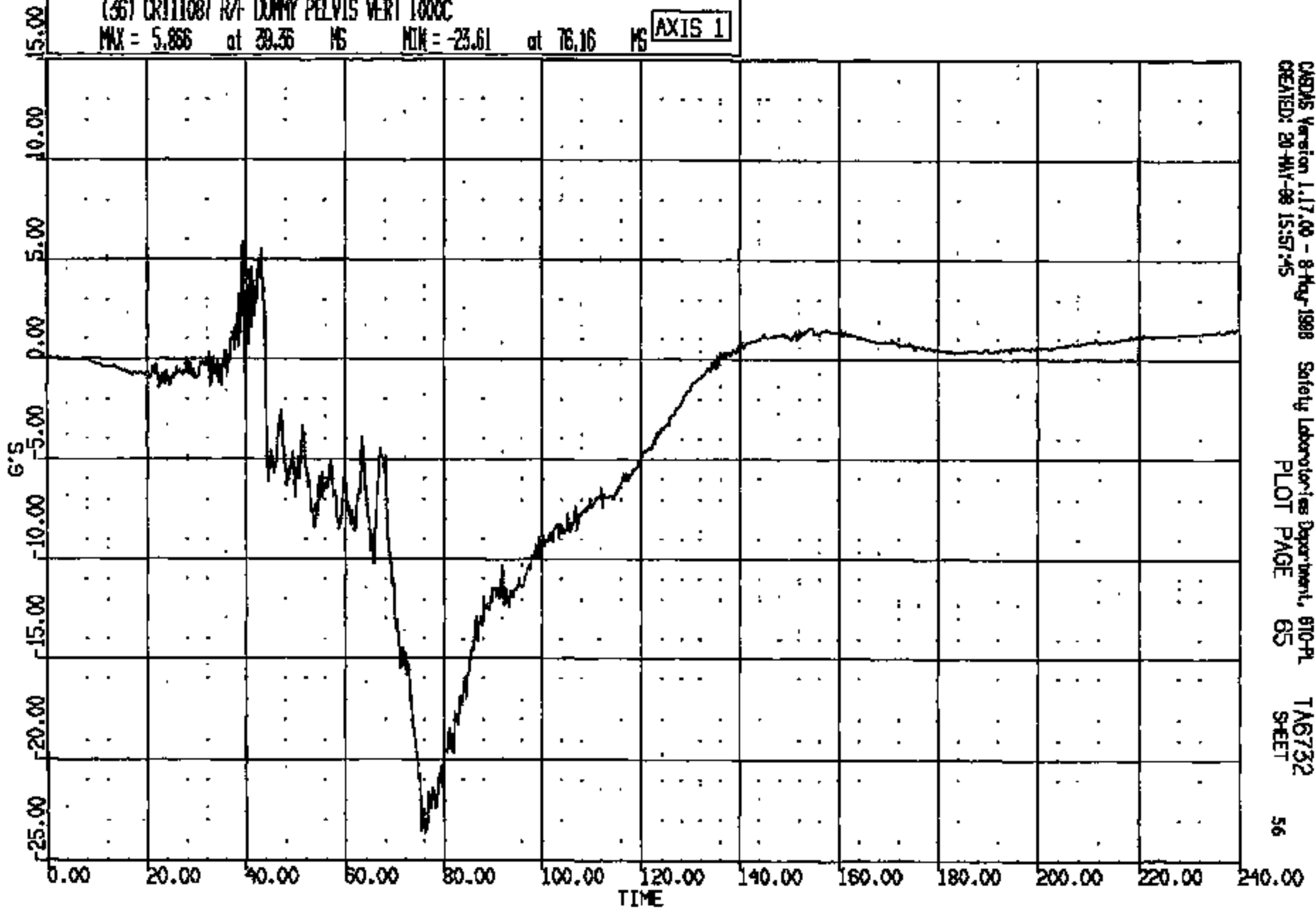
CRTS 0011108

CR R: 11108 TO: TA6732 DATE: 880520 15:10:56
1988 DN-101

(36) CR111087 R/F DUMMY PELVIS VERT 1000C

MAX = 5.866 at 39.36 MS MIN = -23.61 at 76.16 MS

AXIS 1



CARDAS Version 1.17.00 - 8 May 1988
CREATED: 20-MAY-88 15:57:45

Safety Laboratories Department, 610-PL
PLOT PAGE 65

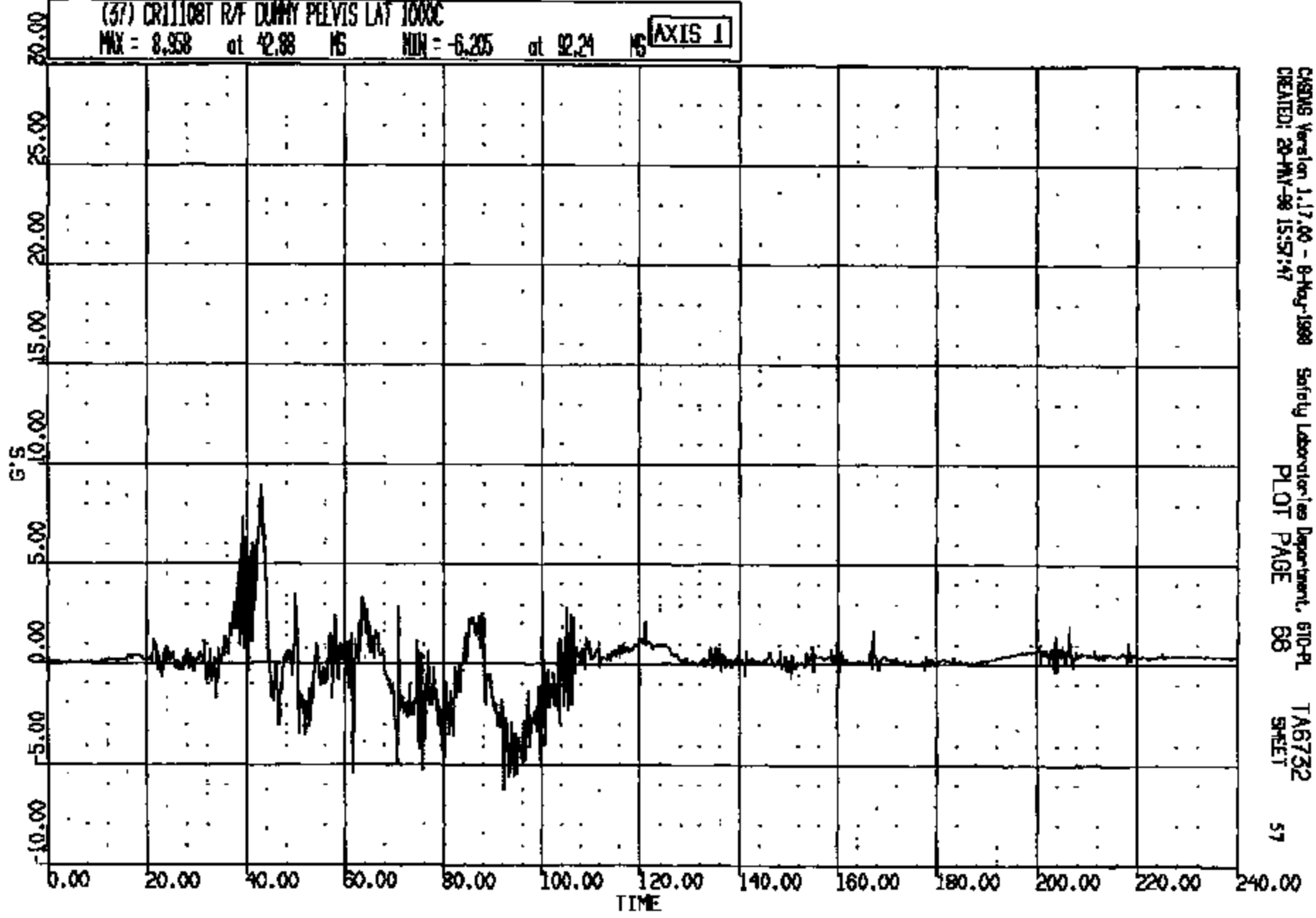
TA6732
SHEET

56

CRTS 0011108

CR R: 11108 TO: TAB732 DATE: 980520 15:10:58
1998 DN-101

(37) CR11108T R/F DUMMY PELVIS LAT 100XC
MAX = 8.958 at 42.88 MS MIN = -6.205 at 92.24 MS **AXIS 1**



CASMS Version 1.17.00 - 8-May-1998 Safety Laboratories Department, 610-PL
CREATED: 20-MAY-98 15:57:47 PLOT PAGE 68 SHEET 57

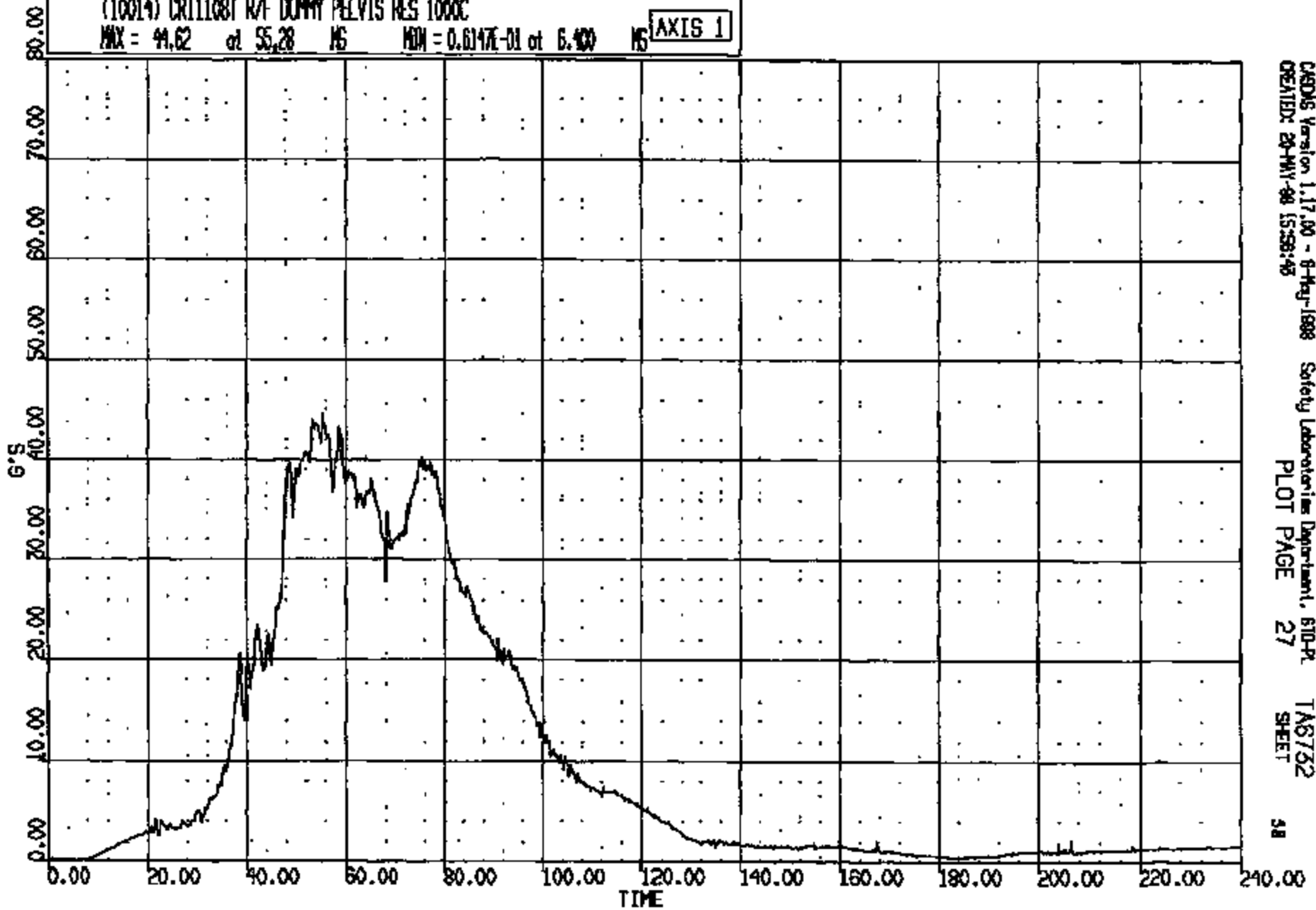
CRTS 0011108

CR R: 11108 TO: TAB732 DATE: 880520 15:10:58
1988 DN-101

(10014) CR11108T R/F DUMMY PELVIS RES 1000C

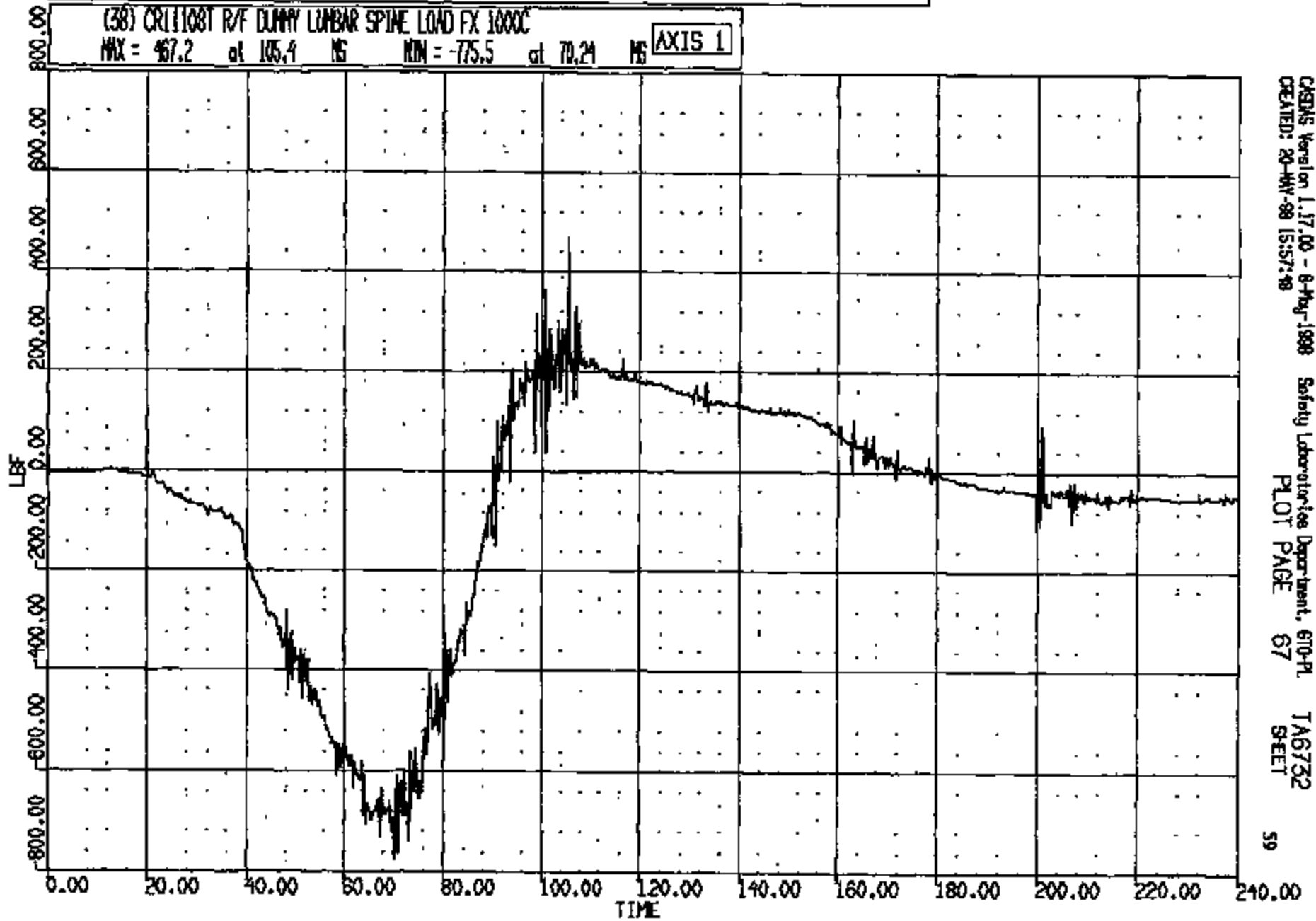
MAX = 41.62 at 55.28 MS MIN = 0.6147E-01 at 6.400 MS

AXIS 1



CR R: 11108 TO: TAB732 DATE: 880320 18:10:58
1988 DN-101

(38) CRT1108T R/F DUMMY LUMBAR SPINE LOAD FX 10000
MAX = 467.2 at 105.4 MS MIN = -775.5 at 70.24 MS **AXIS 1**

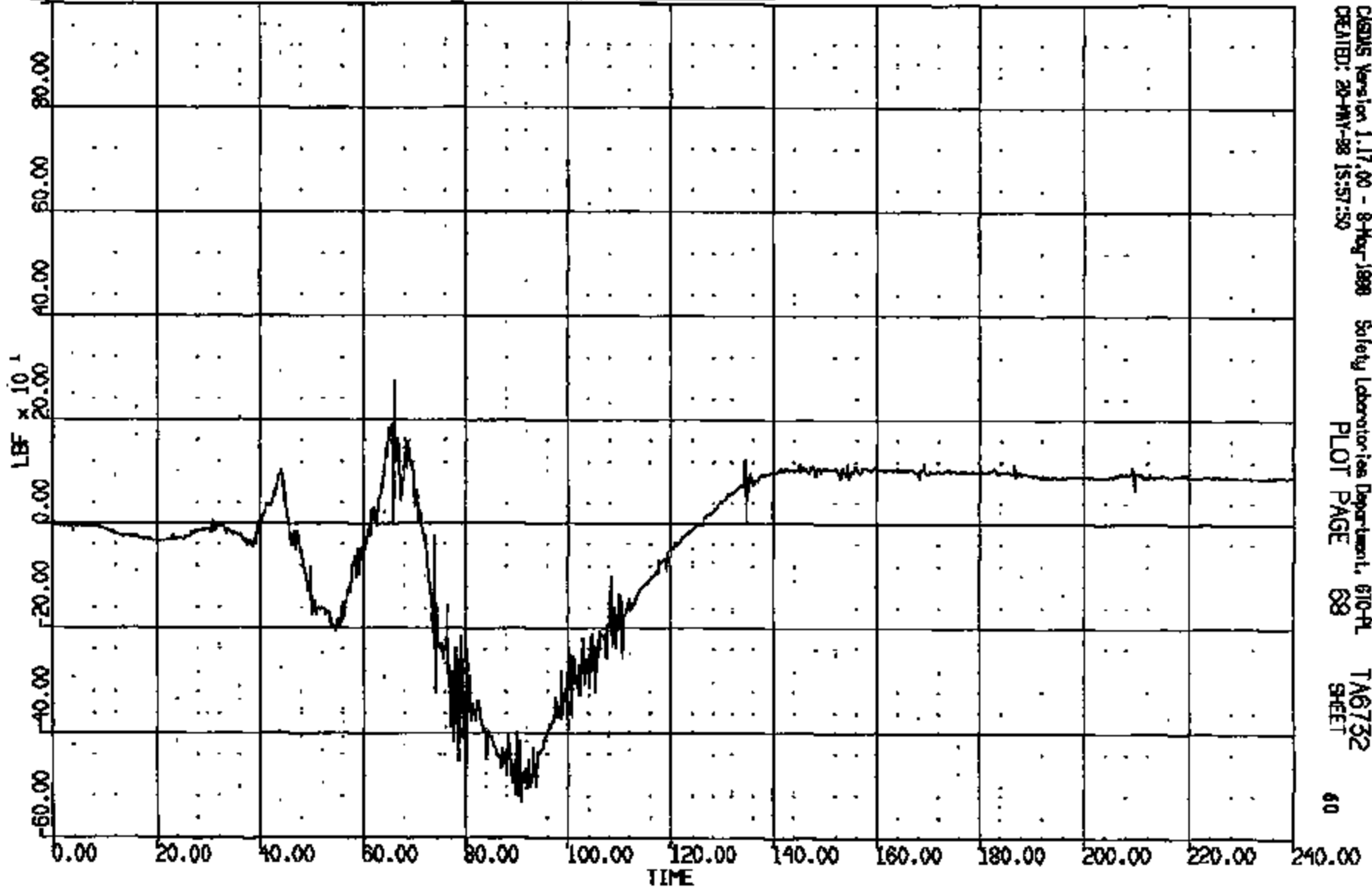


CADNAS Version 1.17.00 - 8-May-1988 Safety Laboratories Department, 610-PL
CREATED: 20-MAY-88 15:57:38
PLOT PAGE 67 SHEET 59

CRTS 0011108

CR R: 11108 TO: TA6732 DATE: 980520 15:10:56
1998 DN-101

(33) CR11108T R/T DUMMY LUMBAR SPINE LOAD FZ 1000C
MAX = 273.5 at 66.08 MS MIN = -531.2 at 91.09 MS **AXIS 1**



CASUS Version 1.17.00 - 8-May-1998 Safety Laboratories Department, 610-PL
CREATED: 20-MAY-98 15:57:50 PLOT PAGE 68 TA6732
SHEET 60

CRTS 0011108

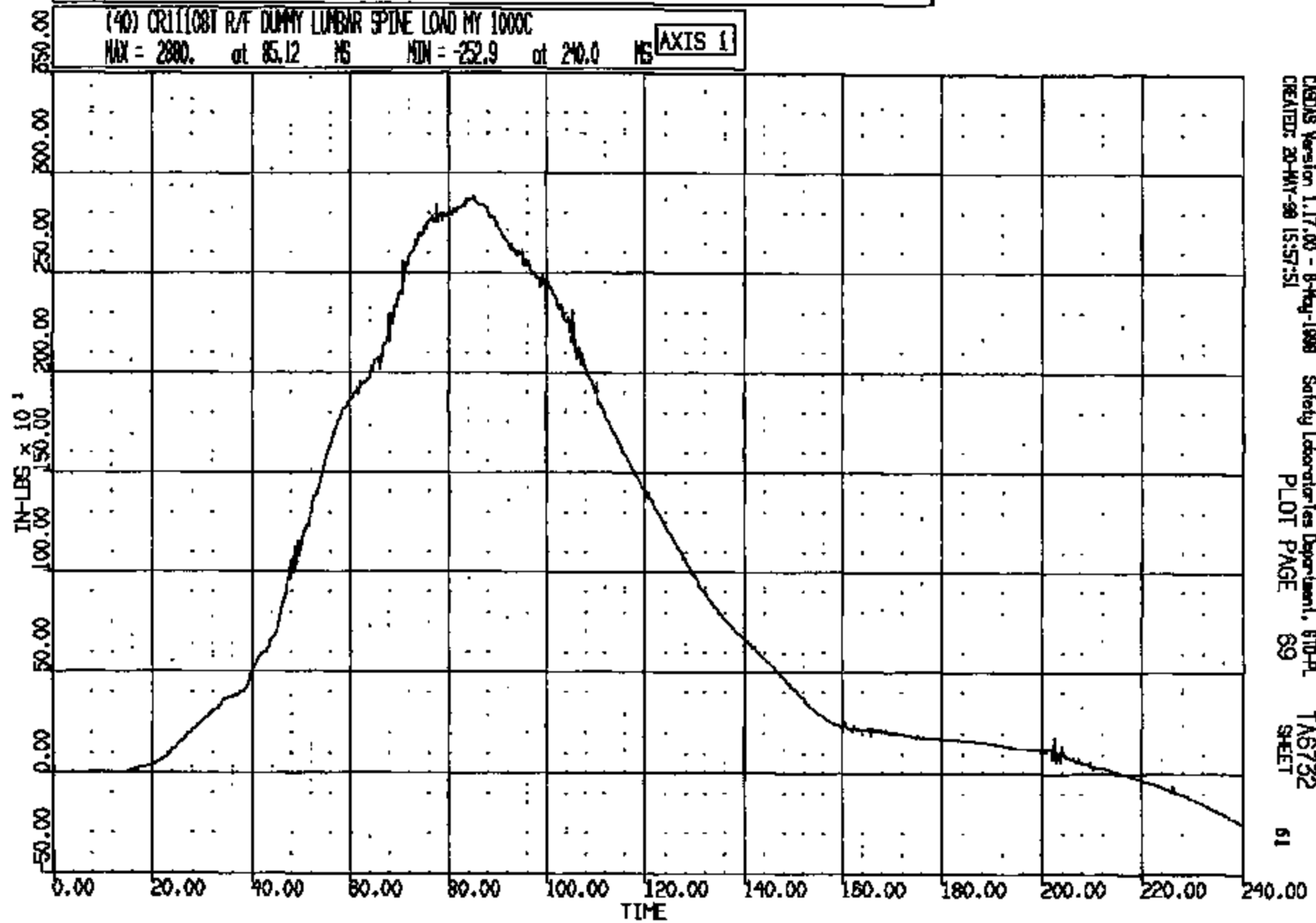
CR #: 11108 TO: TAB732 DATE: 980520 15:10:58

1998 DN-101

(40) CR1108T R/F DUMMY LUMBAR SPINE LOAD MY 1000C

MAX = 2800. at 85.12 MS MIN = -252.9 at 240.0 MS

AXIS 1



CADDS Version 1.17.00 - 8-May-1998 Safety Laboratories Department, 610-PL
CREATED: 20-MAY-98 15:57:51
PLOT PAGE 69
TAB732
SHEET 61

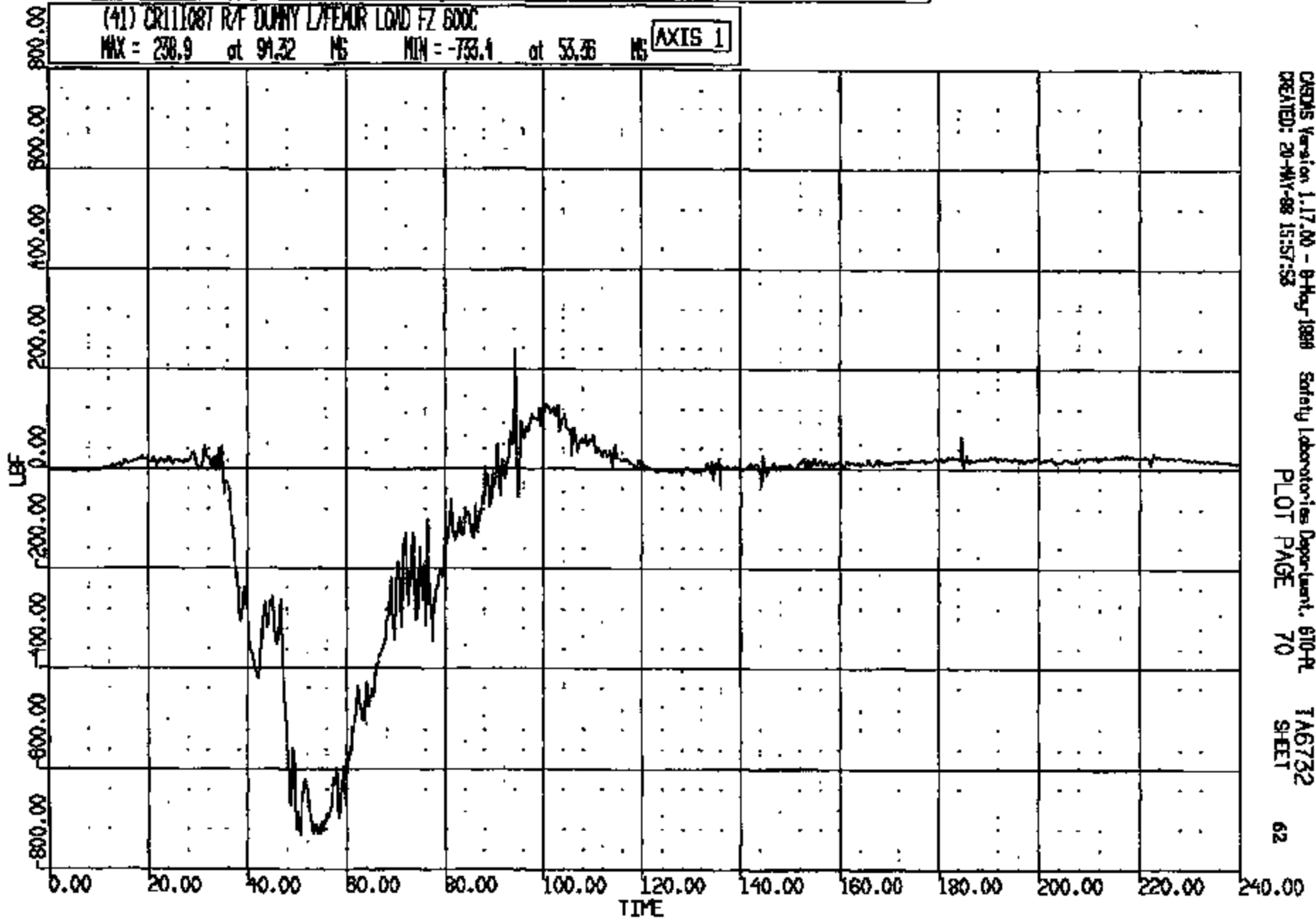
CRTS 0011108

CR R: 11108 TO: TA6732 DATE: 980520 15:10:58
1998 DN-101

(41) CR111087 R/F DUNNY L/TEMUR LOAD FZ 600C

MAX = 238.9 at 91.32 MS MIN = -733.1 at 53.36 MS

AXIS 1



CADMS Version 1.17.00 - 9-May-1998
CREATED: 20-MAY-98 15:57:53

Safety Laboratories Department, 610-PL
PLOT PAGE 70

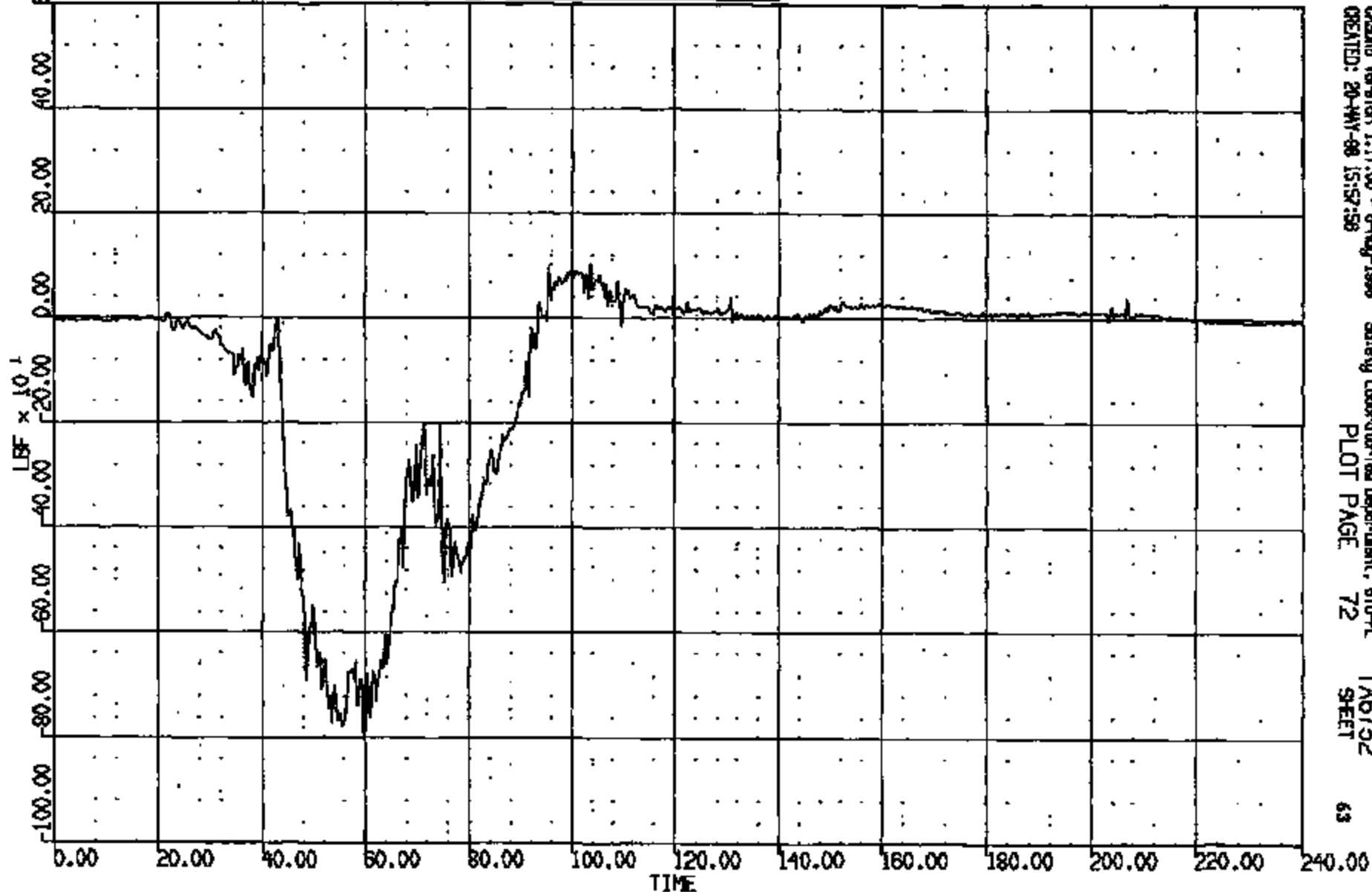
TA6732
SHEET

62

CRTS 0011108

CR R: 11108 TO: TA6732 DATE: 880520 16:10:38
1988 DN-101

(43) CR11108T R/F DUMMY REFEROR LOAD FZ 600C
MAX = 102.7 at 103.7 MS MIN = -902.2 at 58.84 MS **AXIS 1**

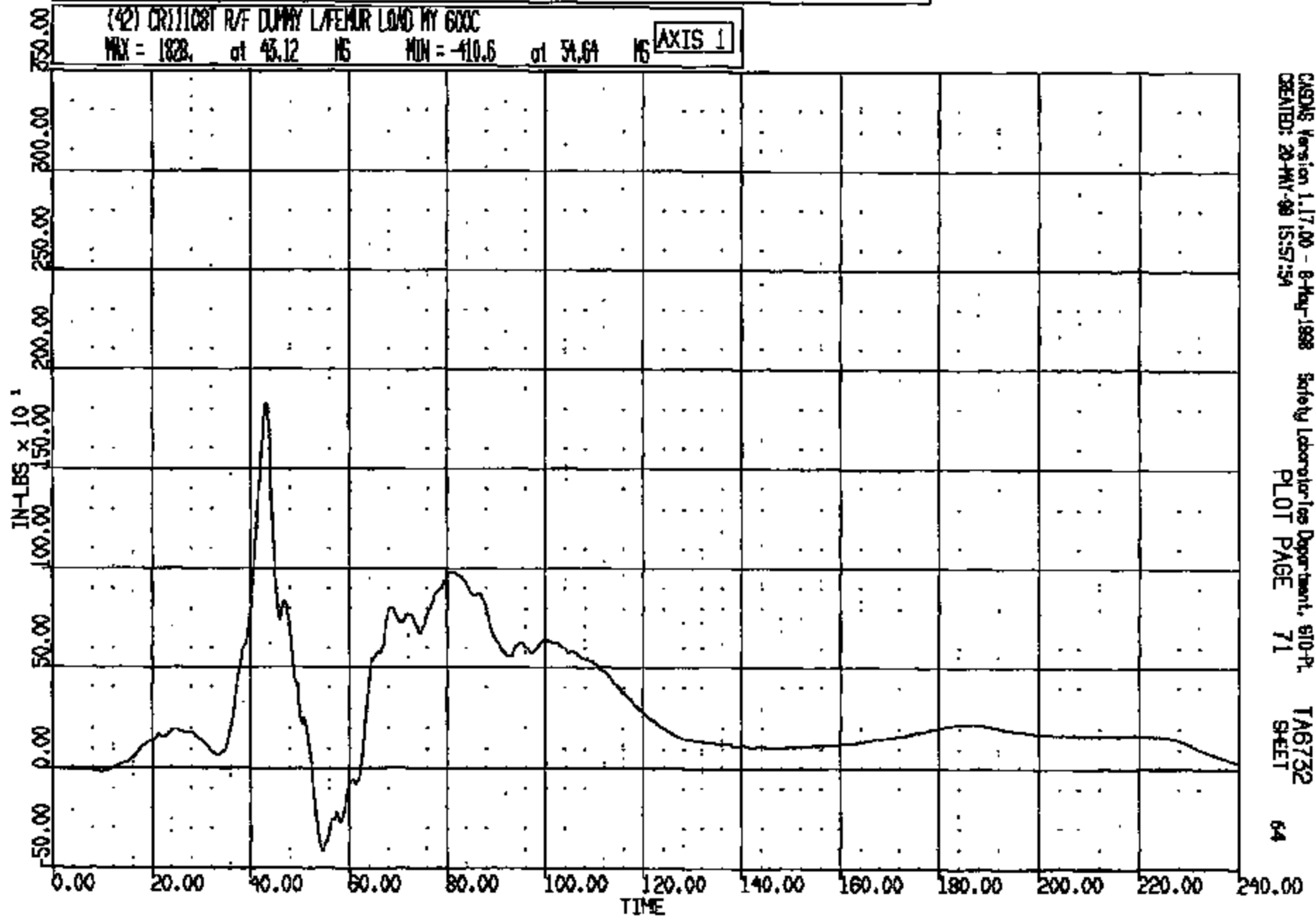


CASINS Version 1.17.00 - 9-May-1988 Safety Laboratories Department, 610-A
CREATED: 20-MAY-88 15:57:58 PLOT PAGE 72 SHEET 63

CRTS 0011108

CR R: 11108 TO: TA6732 DATE: 990520 15:10:56
1999 DN-101

(42) CR11108T R/F DUMMY LA FEMUR LOAD NY 600C
MAX = 1828. at 45.12 MS MIN = -410.6 at 51.64 MS **AXIS 1**

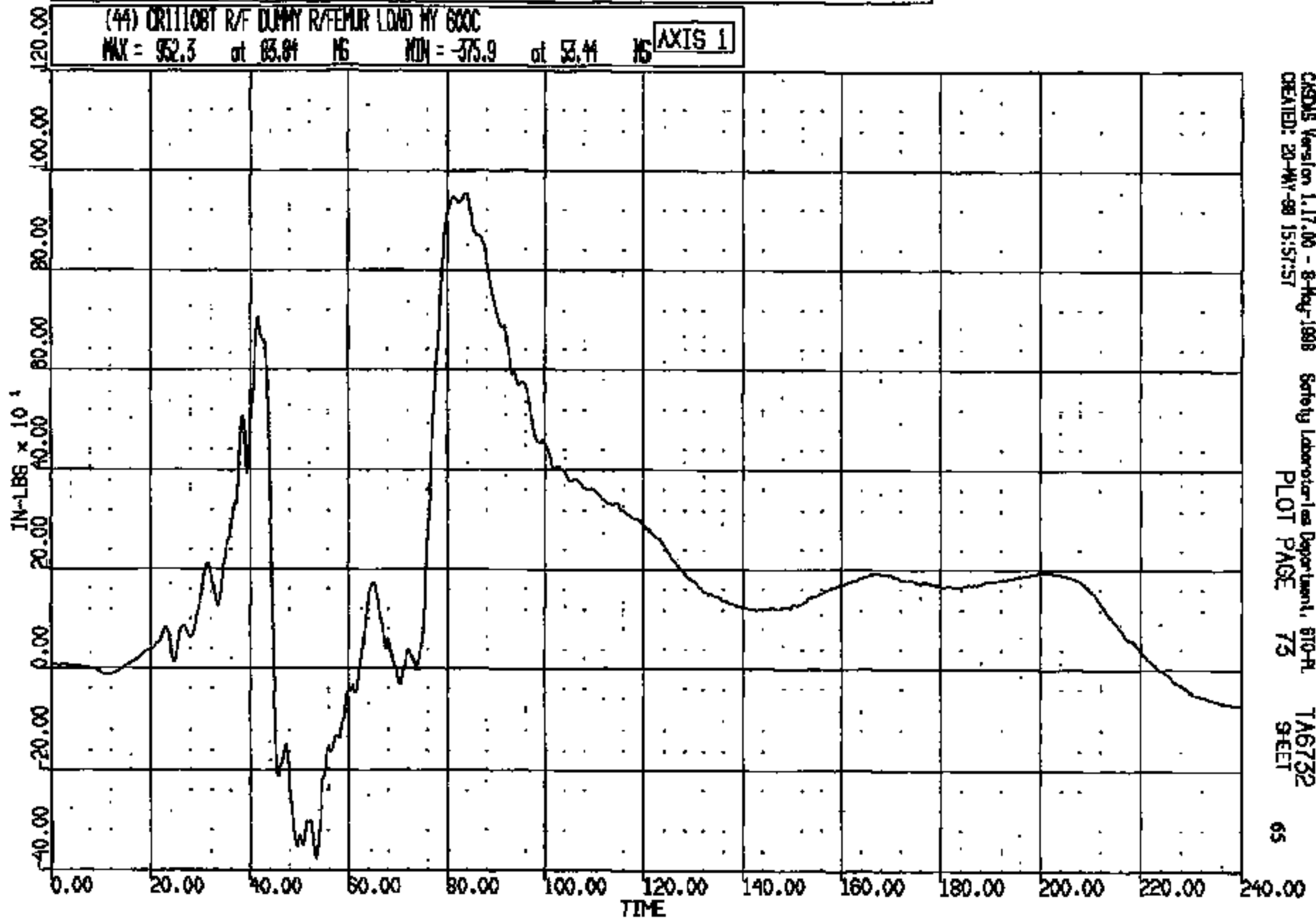


CASDAQ Version 1.17.00 - 8-May-1998 Safety Laboratories Department, 610-PL
CREATED: 20-MAY-99 15:57:54 PLOT PAGE 71 TA6732 SHEET 64

CRTS 0011108

CR R: 11108 TO: TA6732 DATE: 980320 15:10:58
1998 DN-101

(44) CR11108T R/F DUMMY R/FEMUR LOAD NY 600C
MAX = 952.3 at 83.84 MS MIN = -375.9 at 53.44 MS **AXIS 1**

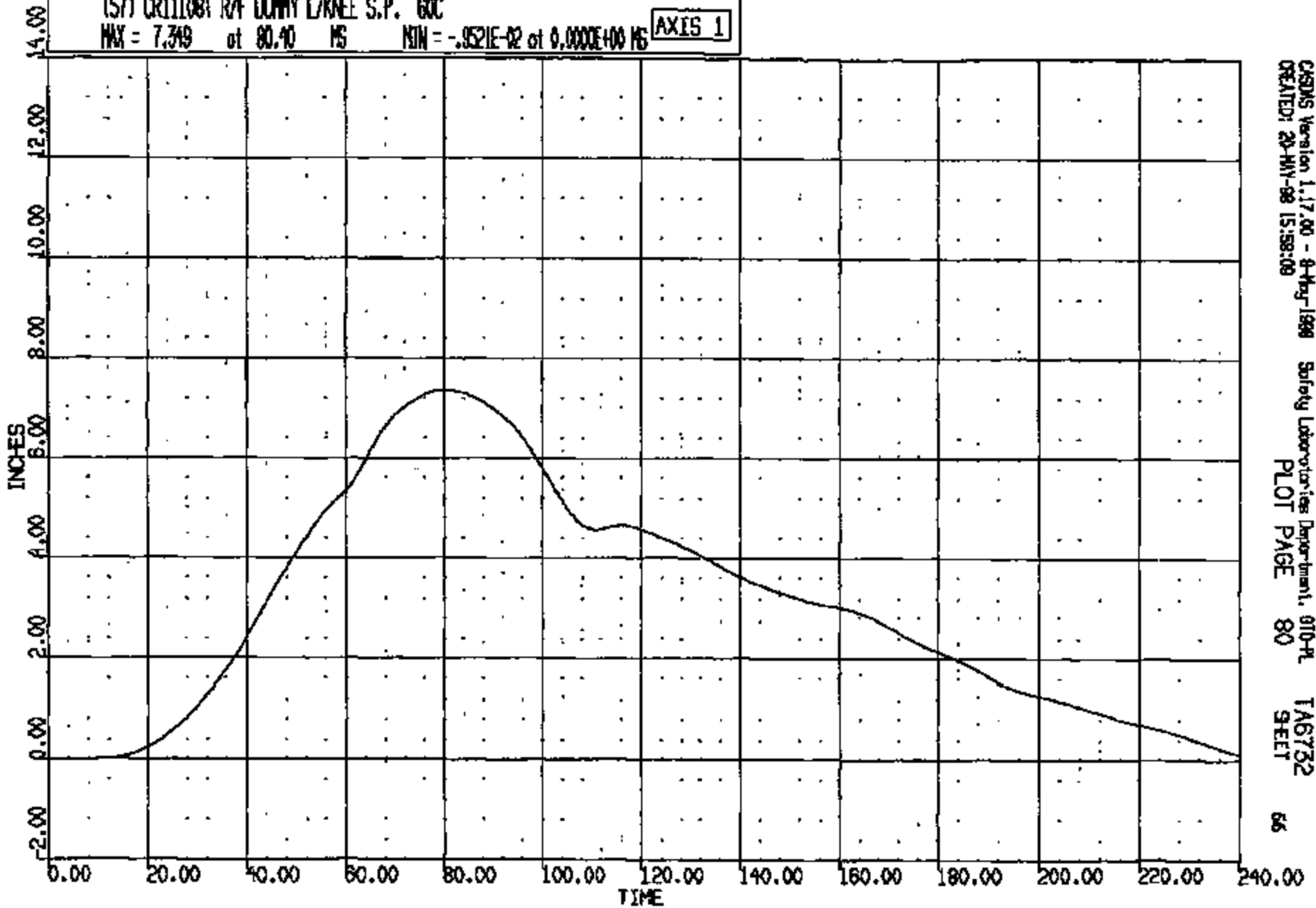


CASDS Version 1.17.00 - 8-Aug-1998 Safety Laboratories Department, B10-PL
CREATED: 20-MAY-98 15:57:57 PLOT PAGE 73 TA6732
SHEET 65

CRTS 0011108

CR R: 11108 TO: TA6732 DATE: 980520 15:10:58
1998 DN-101

(57) CR11108T R/F GUNNY L/KNEE S.P. 60C
MAX = 7.349 of 80.90 MS MIN = -.9521E-02 of 0.0000E+00 MS **AXIS 1**



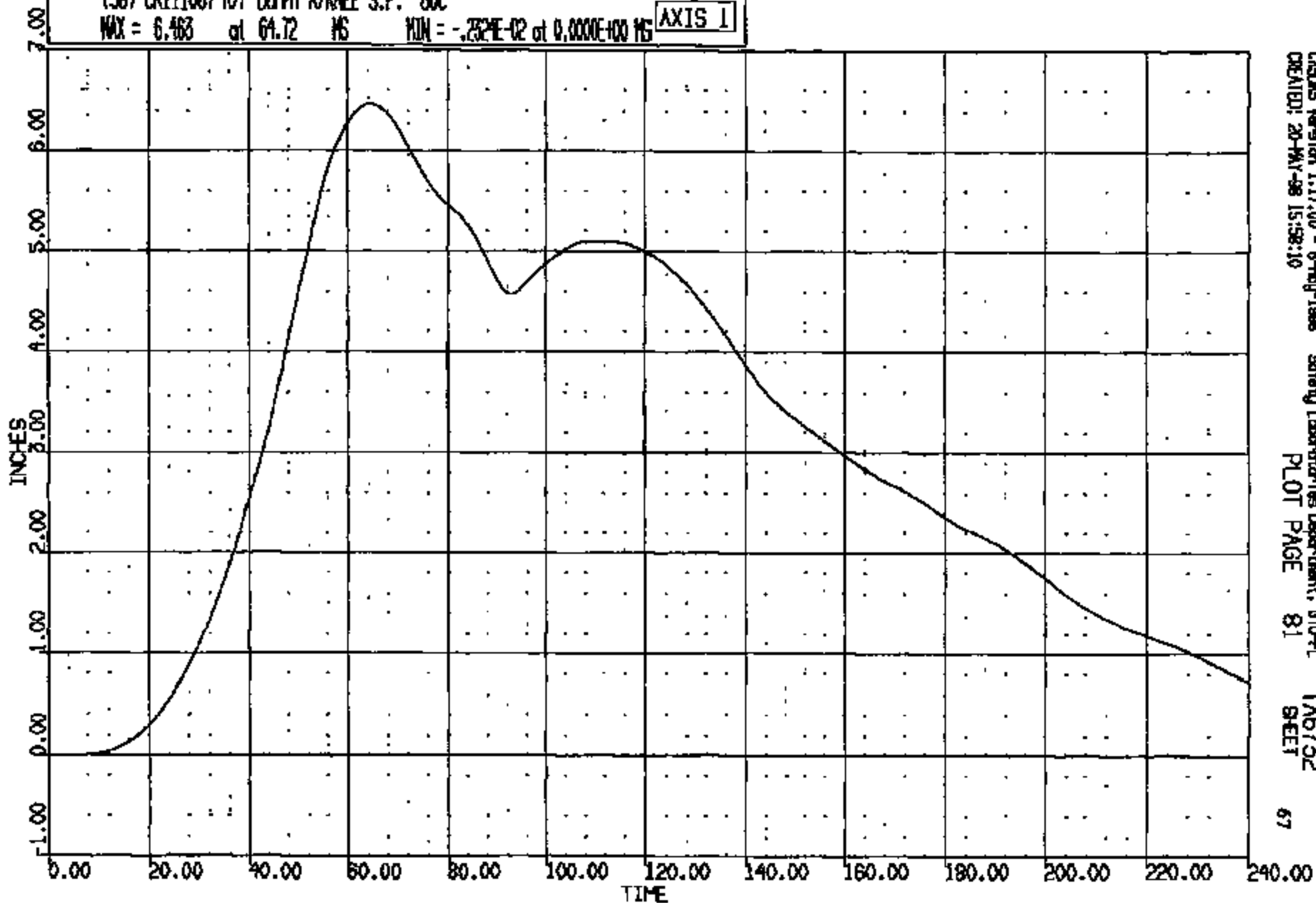
CASIMS Version 1.17.00 - 8-May-1998 Safety Laboratories Department, 010-PL
CREATED: 20-MAY-98 15:58:08 PLOT PAGE 80 SHEET 66

CRTS 0011108

CR R: 11108 TD: TA6732 DATE: 980520 15:10:58
1998 DN-101

(58) CR111087 R/F DUMMY R/KNEE S.P. SOC
MAX = 6.463 at 64.72 MS MIN = -.252E-02 at 0.000E+00 MS

AXIS 1



CASAS Version 1.17.00 - 8-May-1998
CREATED: 20-MAY-98 15:58:10

Safety Laboratories Department, 610-PL
PLOT PAGE 81

TA6732
SHEET

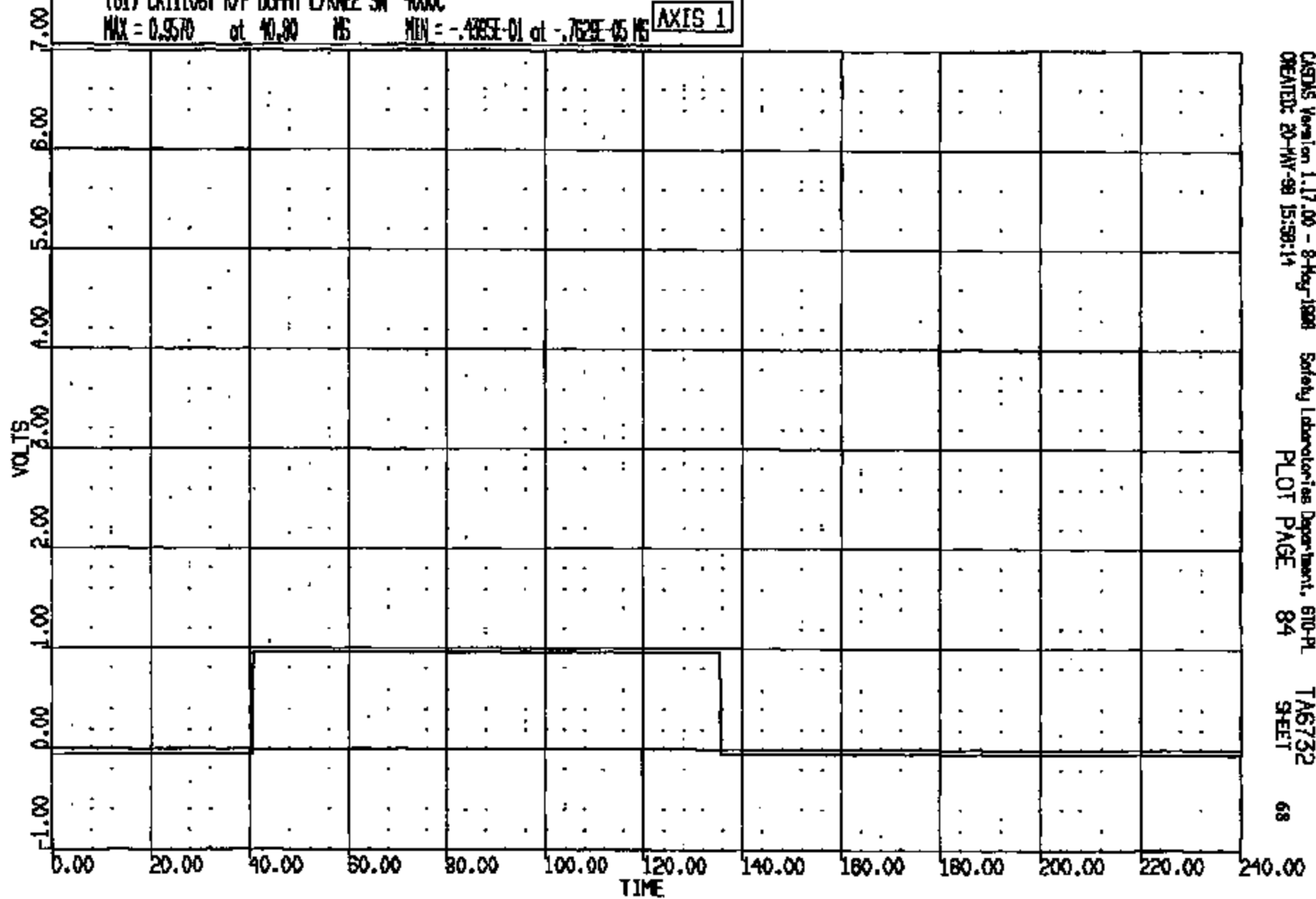
67

CRTS 0011108

CR R: 11108 TO: TA6732 DATE: 990520 15:10:55
1999 DN-101

(61) CRIT1081 R/F DUMMY L/KNEE SW 4000C
MAX = 0.9570 at 40.80 MS MIN = -.4895E-01 at -.7629E-05 MS

AXIS 1



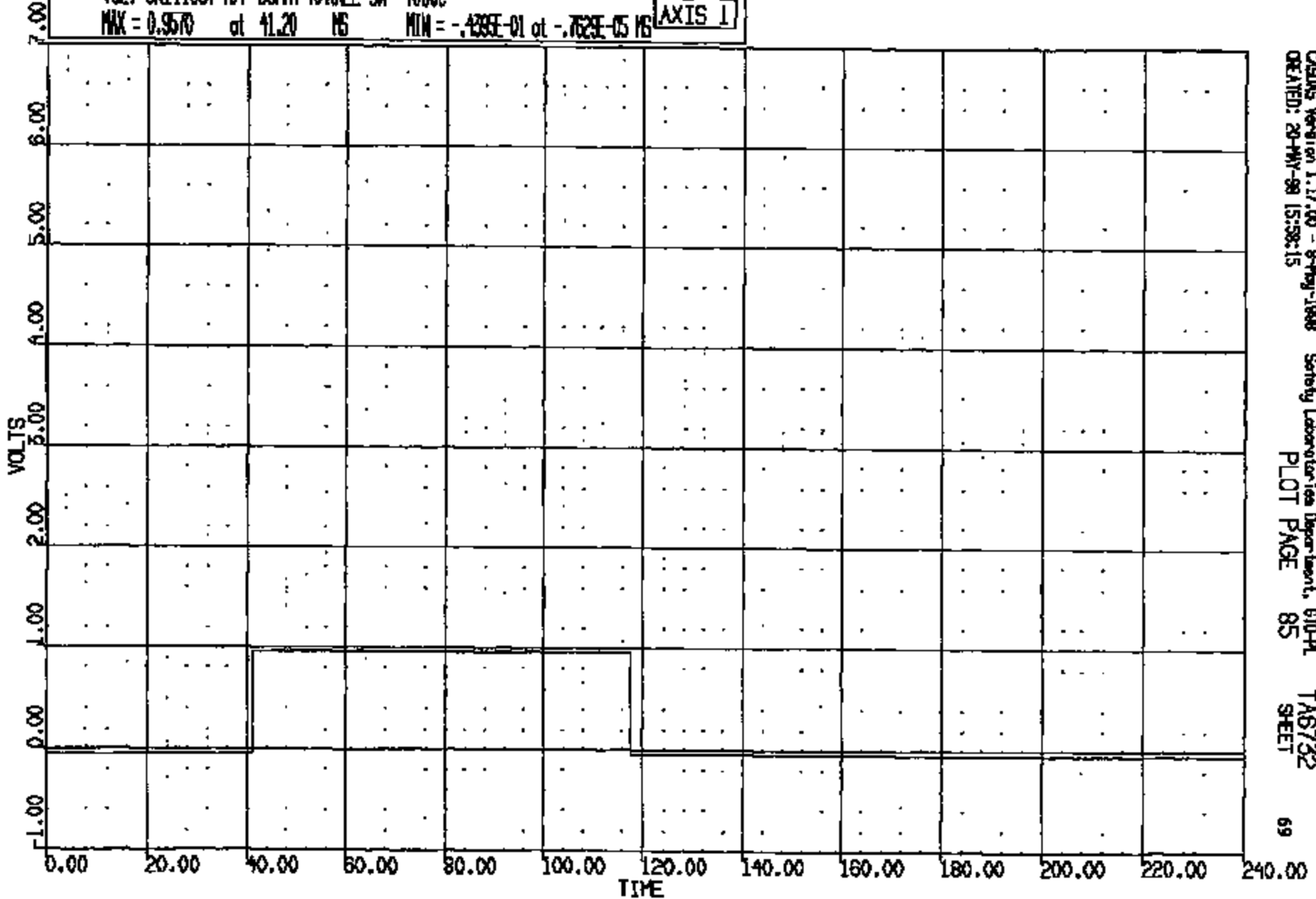
CASYS Version 1.17.00 - 8-May-1998 Safety Laboratories Department, 610-PL TA6732
CREATED: 20-MAY-98 15:58:14 PLOT PAGE 84 SHEET 68

CRTS 0011108

CR R: 11108 TO: TAB732 DATE: 860820 15:10:38
1988 DN-101

(62) CR11108T R/F DUMMY R/XNEE SW 4000C
MAX = 0.9570 at 41.20 MS MIN = -.439E-01 at -.762E-05 MS

AXIS 1

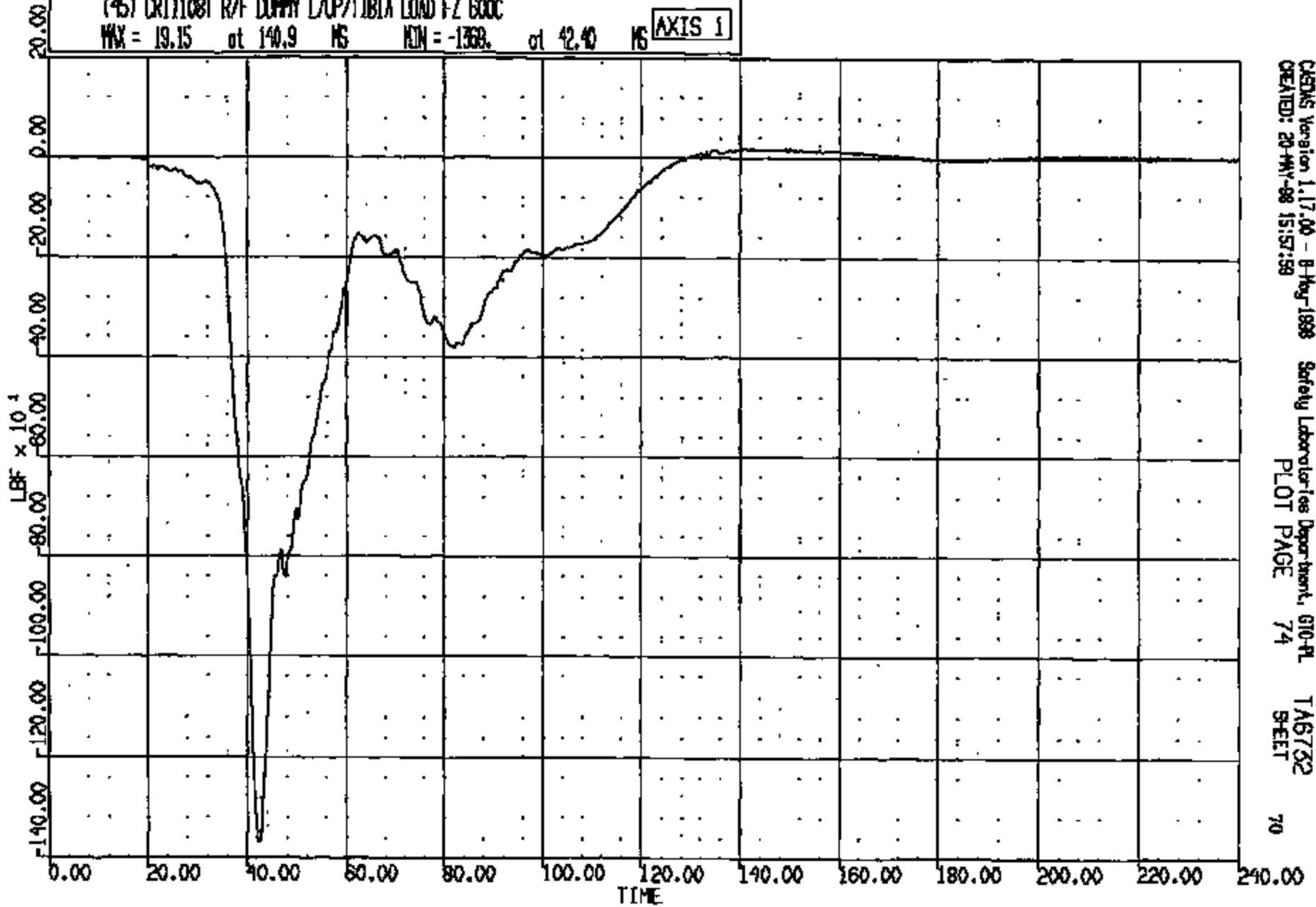


CASING Version 1.17.00 - 8-May-1988 Safety Laboratory Department, 610-PL
CREATED: 20-MAY-88 15:38:15 PLOT PAGE 85 TAB732 SHEET 69

CR11108

CR R: 11108 TO: TA6732 DATE: 980520 15:10:58
1998 ON-101

(45) CRITICAL R/F DUMMY LAP/TIBIA LOAD FZ 600C
MAX = 19.15 at 140.9 MS MIN = -1368. at 42.40 MS **AXIS 1**

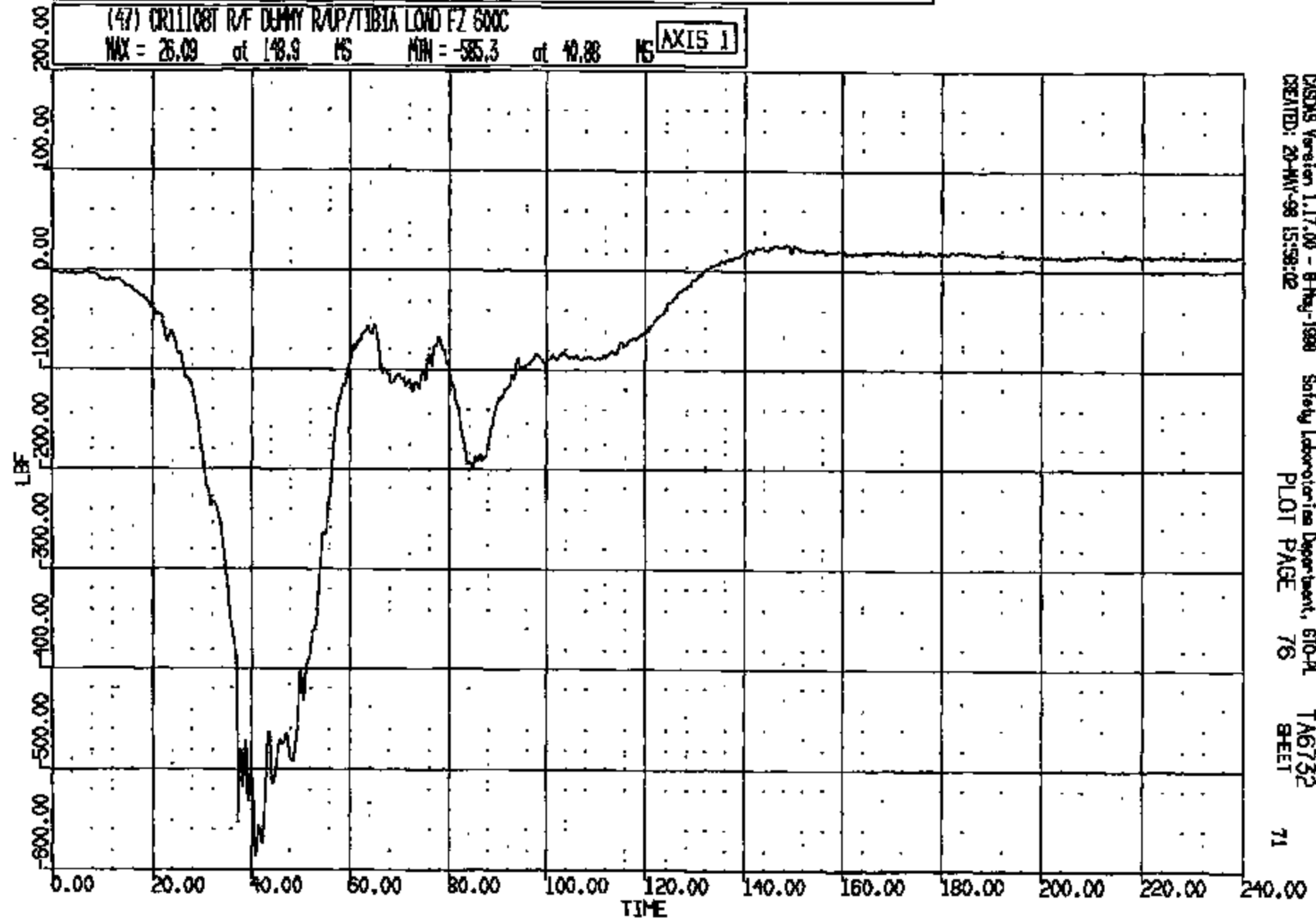


CADDS Version 1.17.00 - 8 May 1998 Safety Laboratories Department, 610-PL TA6732
CREATED: 20-MAY-98 15:57:58 PLOT PAGE 74 SHEET 70

CRTS 001108

CR R: 11108 TO: TA6732 DATE: 980520 15:10:58
1998 DN-101

(47) CR11108T R/F DUMMY RAMP/TIBIA LOAD FZ 500C
MAX = 26.09 at 148.9 MS MIN = -585.3 at 40.88 MS **AXIS 1**

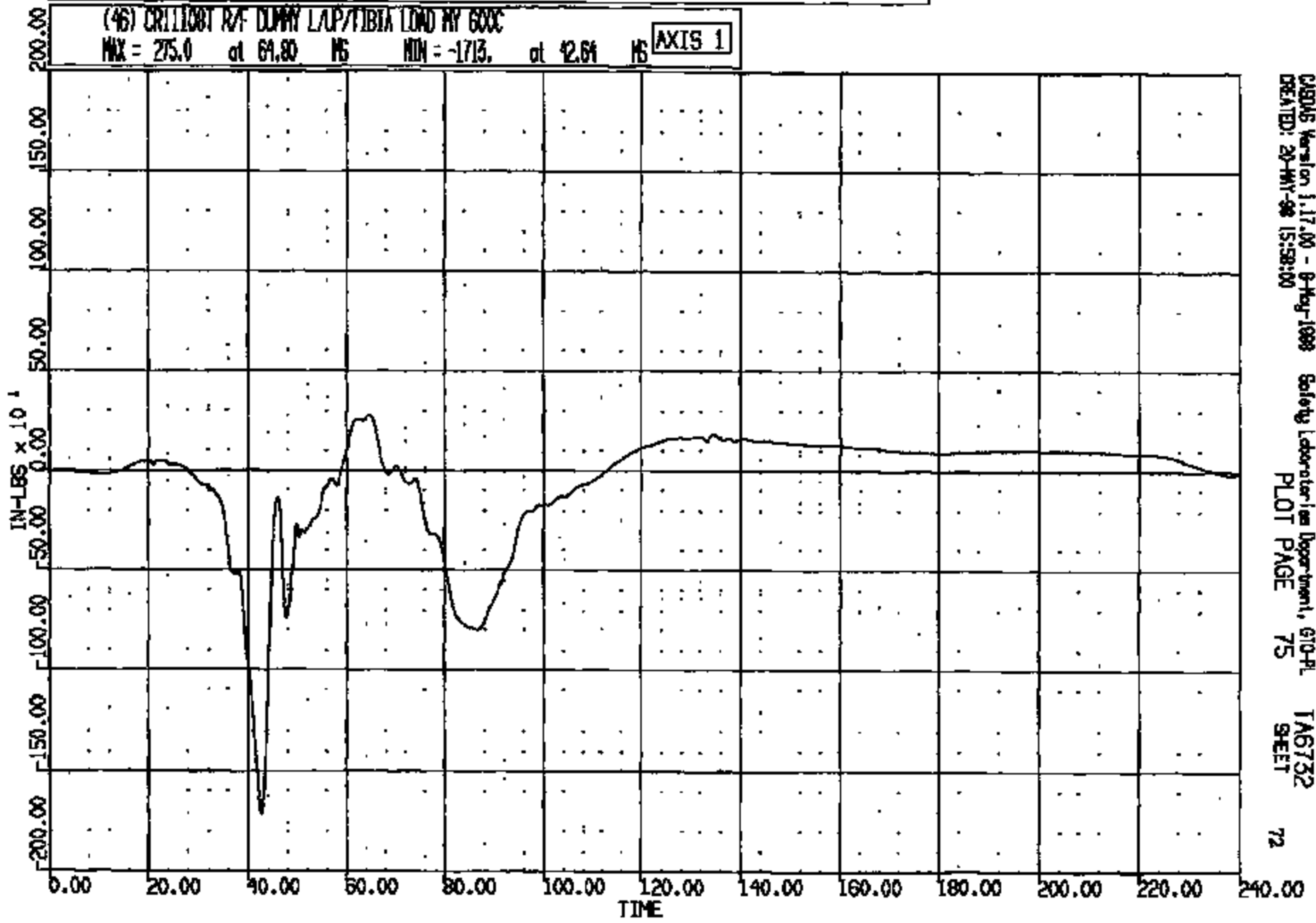


DADS Version 1.17.00 - 8 May 1998 Safety Laboratory Department, 610-A
CREATED: 20-MAY-98 15:58:02 PLOT PAGE 76 SHEET 71

CR11108

CR R: 11108 TO: TA6732 DATE: 880520 15:10:56
1988 DN-101

(46) CR11108T R/F DUMMY L/P/TIBIA LOAD NY 600C
MAX = 275.0 at 64.80 MS MIN = -173.0 at 42.64 MS **AXIS 1**

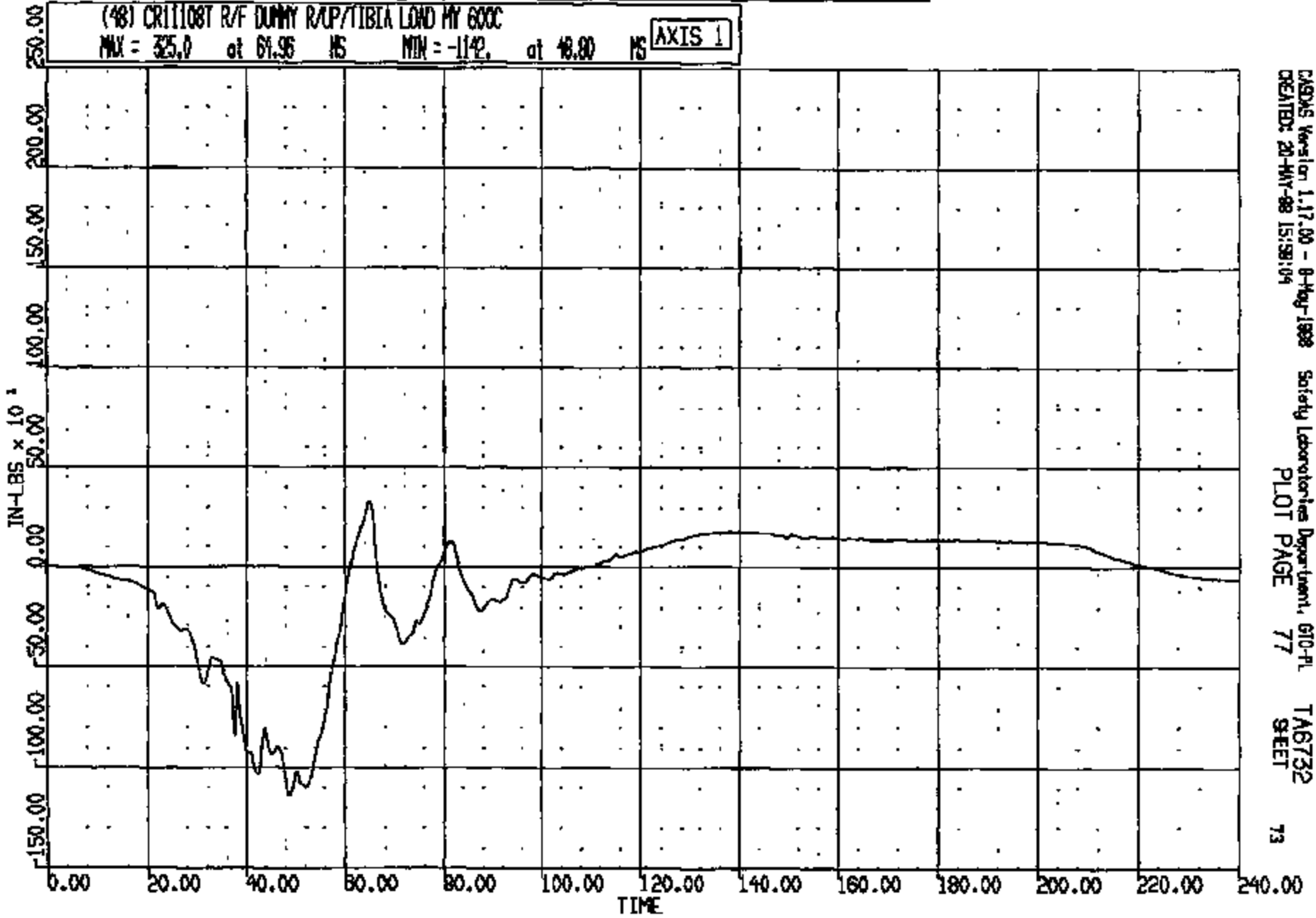


CRSAS Version 1.17.00 - 8-May-1988 Safety Laboratories Department, 610-PL
CREATED: 20-MAY-88 15:58:00 PLOT PAGE 75 SHEET 72

CRIS 0011108

CR R: 11108 TO: TA6732 DATE: 980520 15:10:58
1998 DN-101

(48) CR11108T R/F DUMMY R/UP/TIBIA LOAD MY 600C
MAX = 325.0 at 64.96 MS MIN = -114.2 at 48.80 MS **AXIS 1**



CASAS Version 1.17.00 - 8-May-1998 Safety Laboratories Department, 610-PL
CREATED: 20-MAY-98 15:59:04 PLOT PAGE 77 TA6732
73 SHEET

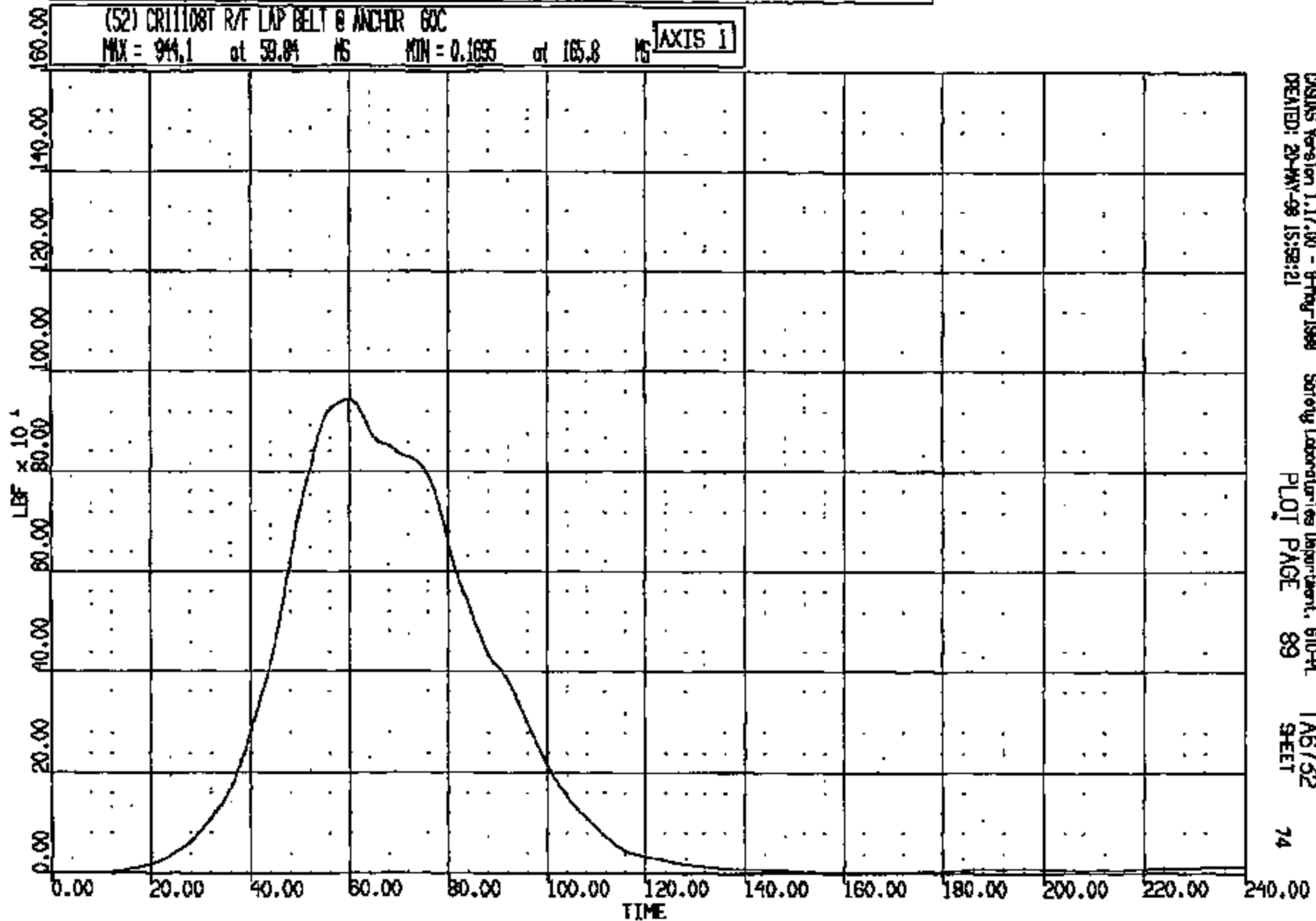
CRIS 0011108

CR R: 11108 TO: TA6732 DATE: 880520 15:10:58
1988 ON-101

(52) CR11108T R/F LAP BELT @ ANCHOR GOC

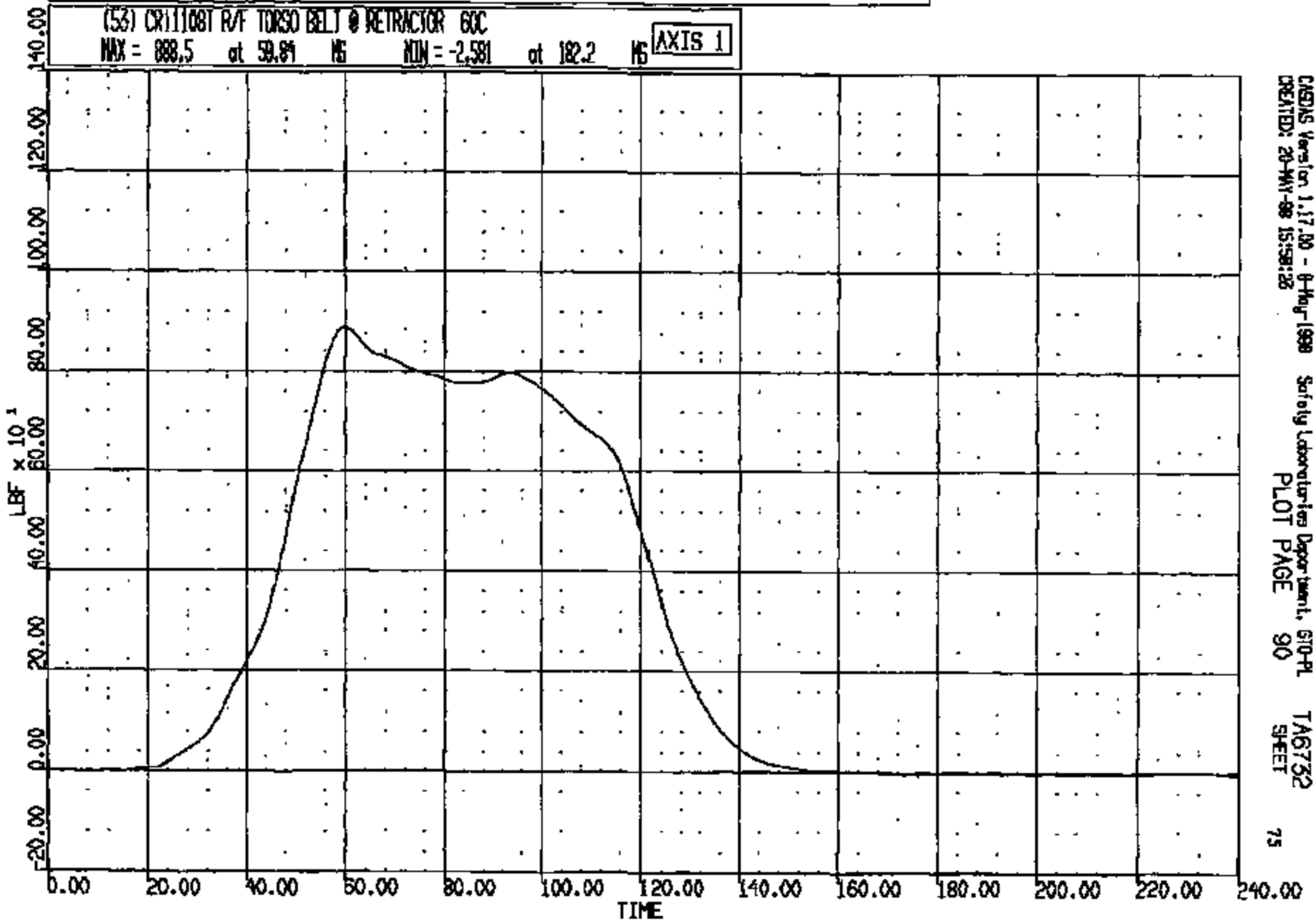
MAX = 944.1 at 59.84 MS MIN = 0.1695 at 165.8 MS

AXIS 1



CR R: 11108 TO: TA6732 DATE: 980526 15:10:58
1998 DN-101

(53) CR11108T R/F TORSO BELT @ RETRACTOR 60C
MAX = 888.5 at 58.84 MS MIN = -2.581 at 182.2 MS **AXIS 1**

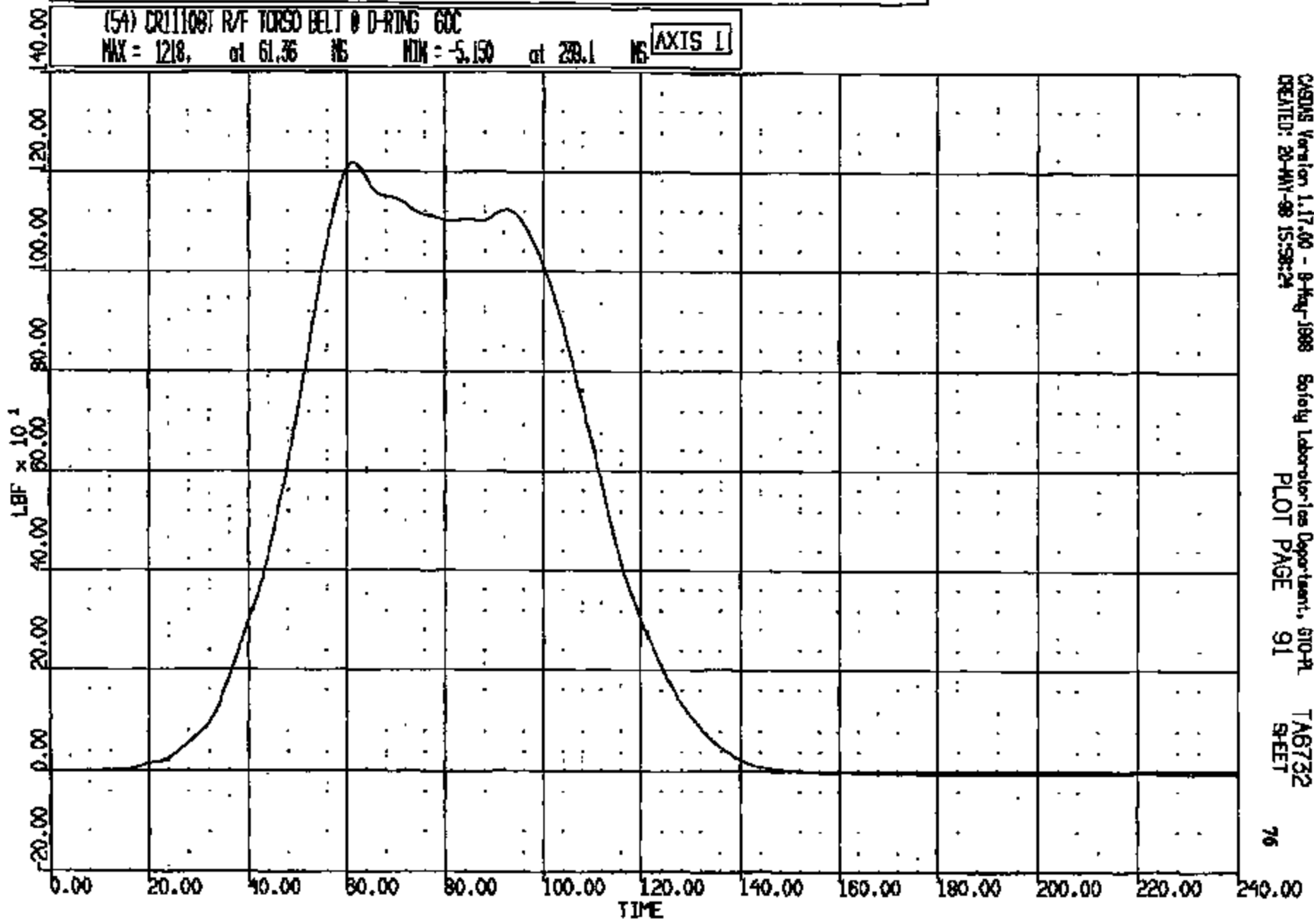


CASAS Version 1.17.00 - 6-May-1998 Safety Laboratories Department, 610-PL
CREATED: 26-MAY-98 15:58:26 PLOT PAGE 90 SHEET 75

CRTS 0011108

CR R# 11108 TC: TAB732 DATE: 980620 15:10:50
1998 DN-101

(5A) CR11108T R/F TORSO BELT @ D-RING 60C
MAX = 1218. at 61.36 MS MIN = -5.150 at 289.1 MS AXIS 1



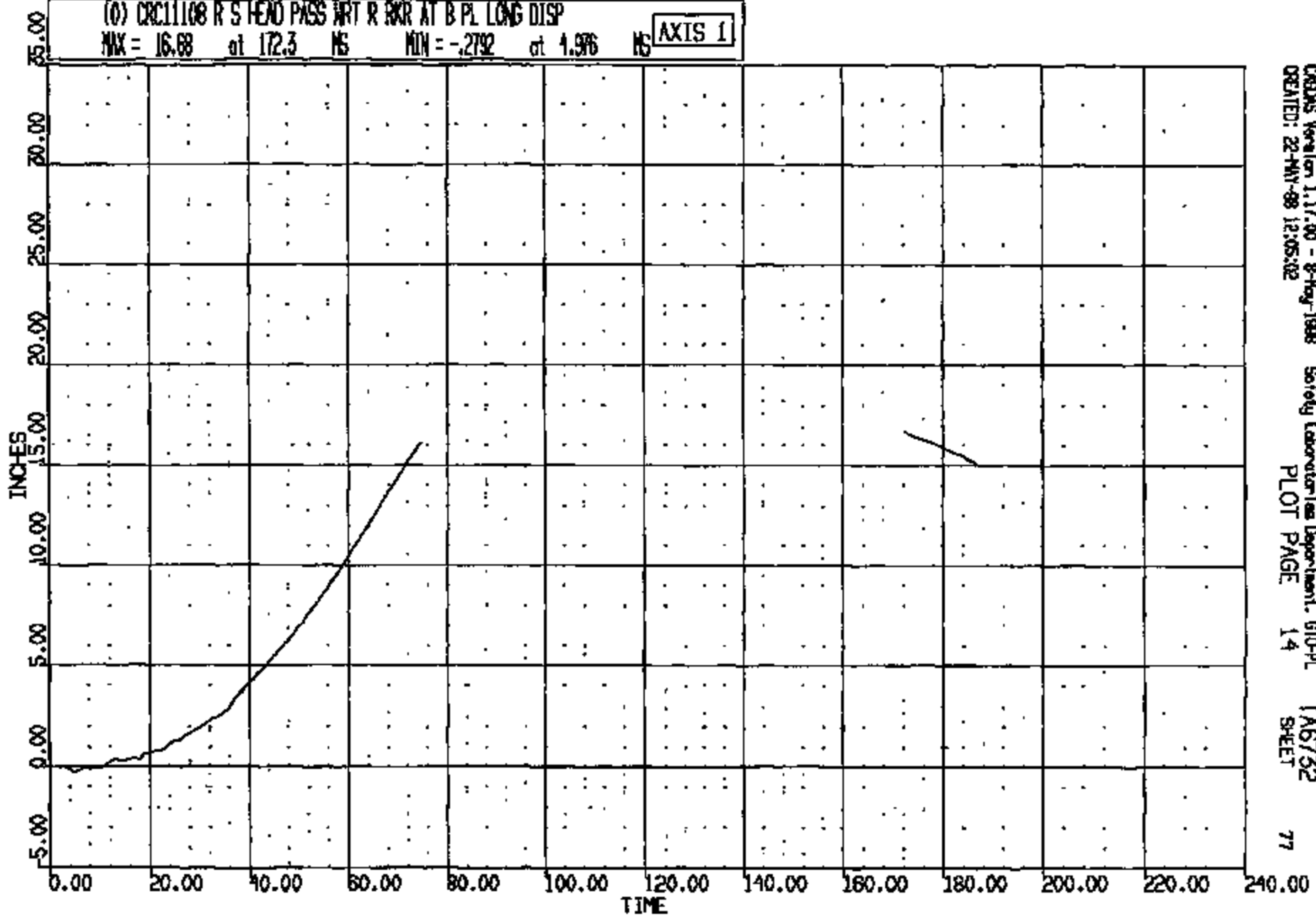
CASIMS Version 1.17.00 - 9-May-1998 Safety Laboratories Department, 610-A
CREATED: 20-MAY-98 15:58:24 PLOT PAGE 91 TA6732
SHEET

CR R: 11108 TO: TA6732 DATE: 980520 15:10:58
1999 DN-101

(0) CRCL1108 R S HEAD PASS WRT R RKR AT B PL LONG DISP

MAX = 16.68 at 172.3 MS MIN = -.2792 at 4.976 MS

AXIS 1



ORDNS Version 1.17.00 - 8-May-1998
CREATED: 22-MAY-98 12:05:02

Safety Laboratory/asm Department, GTO-PL
PLOT PAGE 14

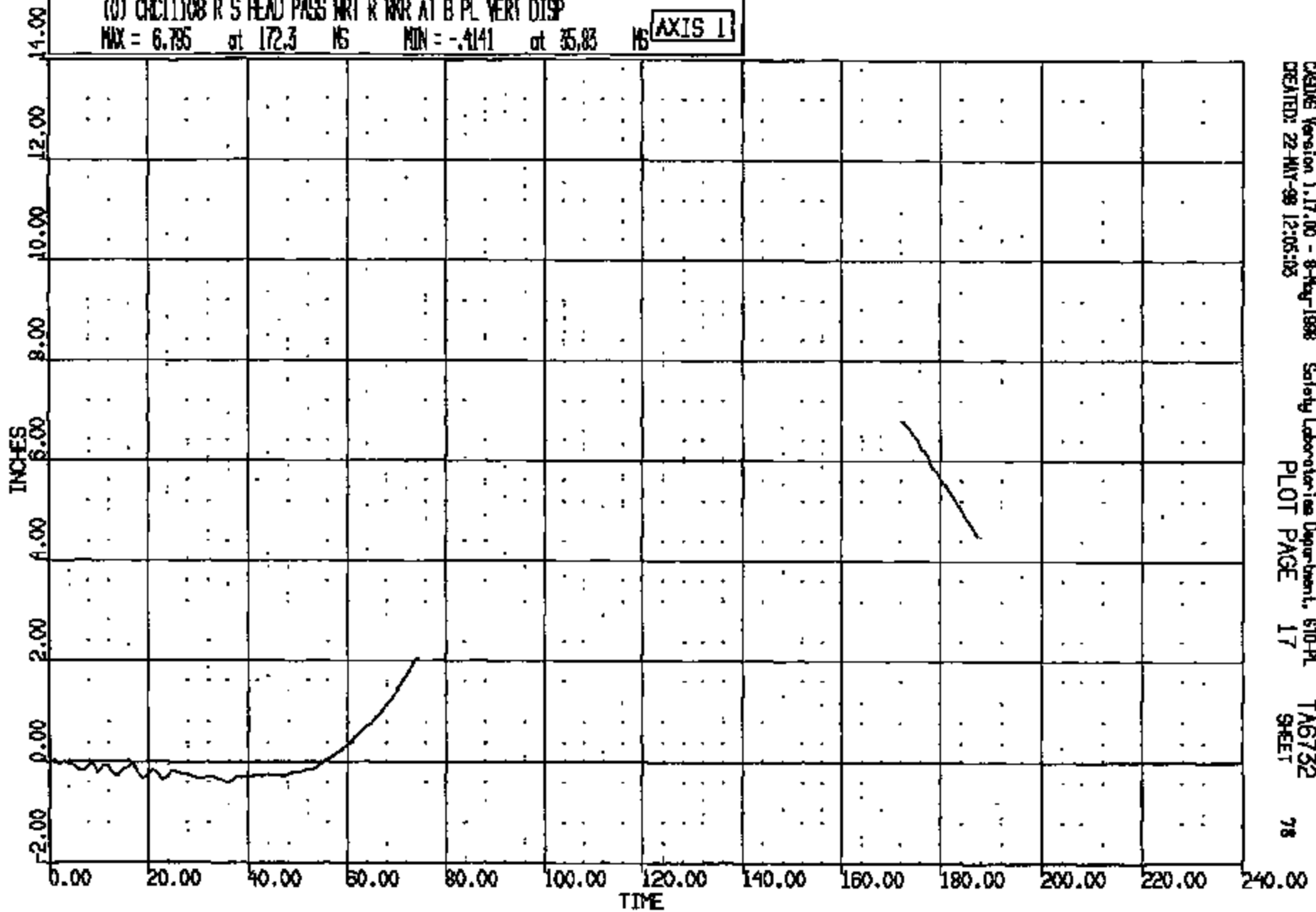
TA6732
SHEET

77

CRTS 0011108

CR R: 11108 TD: TA6732 DATE: 880520 15:10:58
1988 DN-101

(0) CR011108 R S HEAD PASS WRT R WVR AT B PL VERT DISP
MAX = 6.795 at 172.3 MS MIN = -.4141 at 35.83 MS **AXIS 1**



CASING Version 1.17.00 - 8-May-1988
CREATED: 22-MAY-99 12:05:03

Safety Laboratories Department, 610-PL
PLOT PAGE 17

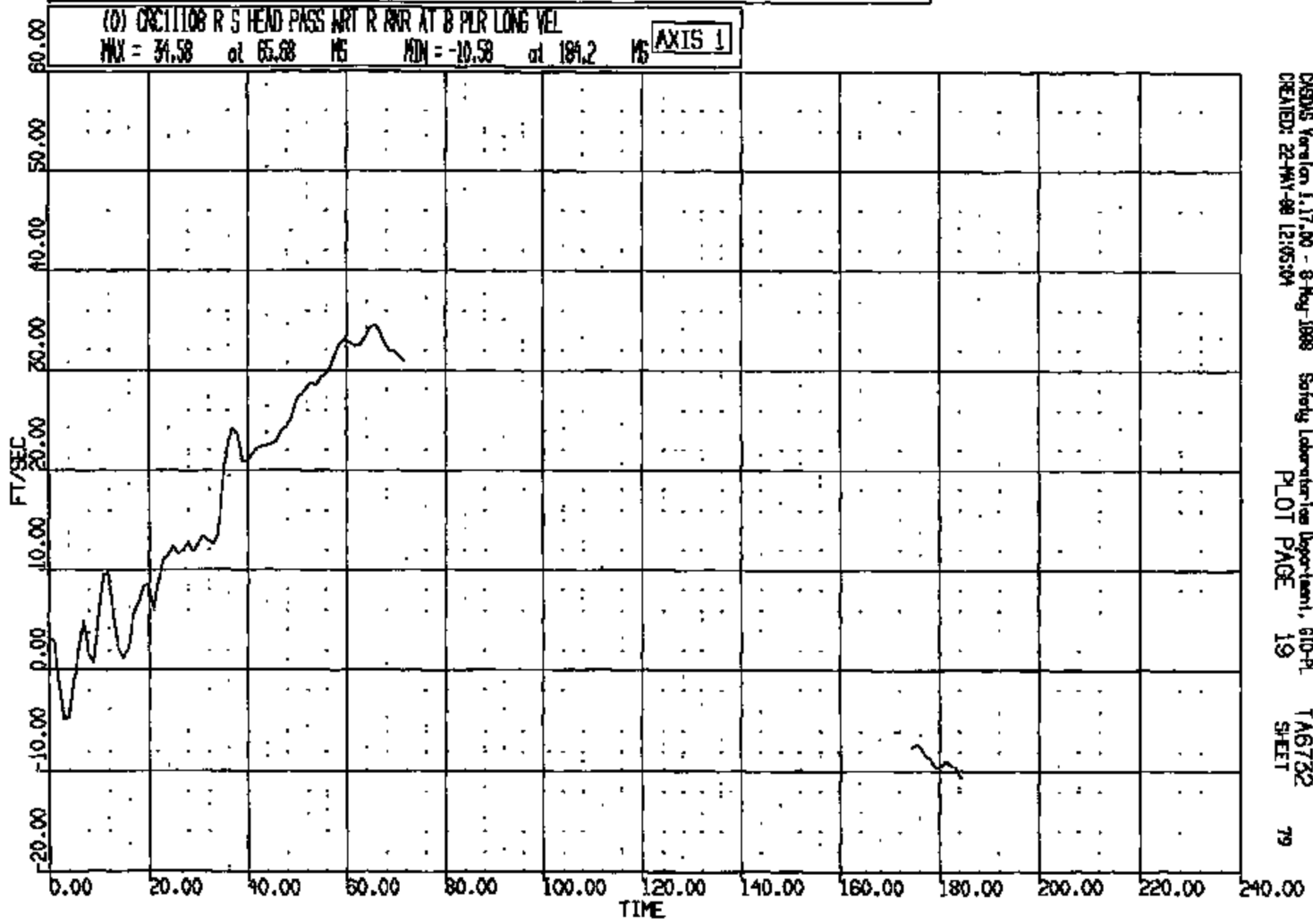
TA6732
SHEET

78

CRTS 0011108

CR R: 11108 TD: TA6732 DATE: 080520 15:10:50
1998 DN-101

(0) CR11108 R S HEAD PASS WRT R RNR AT B PLR LONG VEL
MAX = 31.58 at 65.88 MS MIN = -10.58 at 184.2 MS **AXIS 1**



CRS005 Version 1.17.00 - 8 May 1998 Safety Laboratory Department, 610-PL
CREATED: 22-MAY-98 12:05:04 PLOT PAGE 19 TA6732 SHEET 79

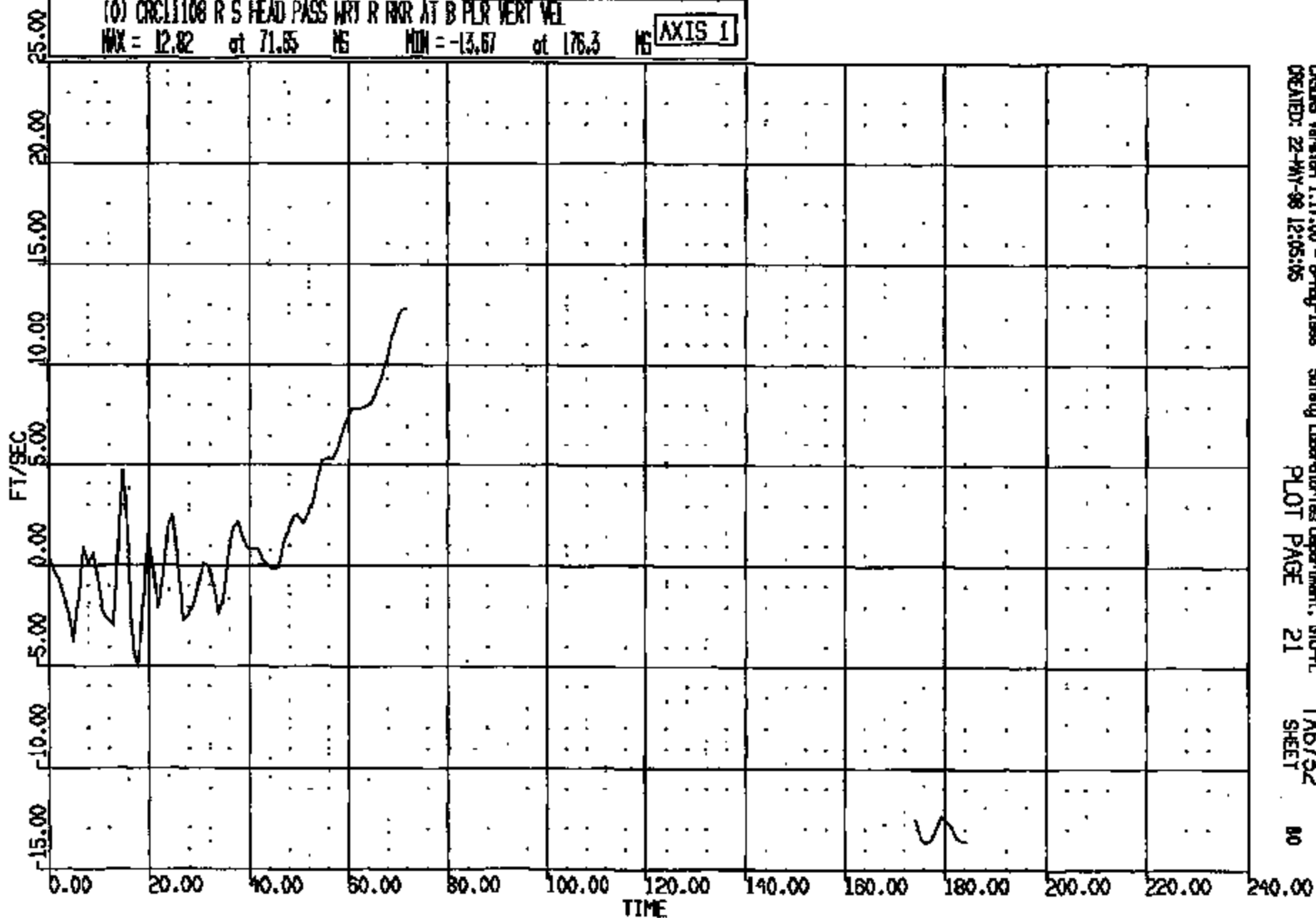
CRIS 0011108

CR R: 11108 TO: TA6732 DATE: 880520 15:10:58
1988 DN-101

(0) CRCL1108 R'S HEAD PASS WRT R ROR AT B PLR VERT VEL

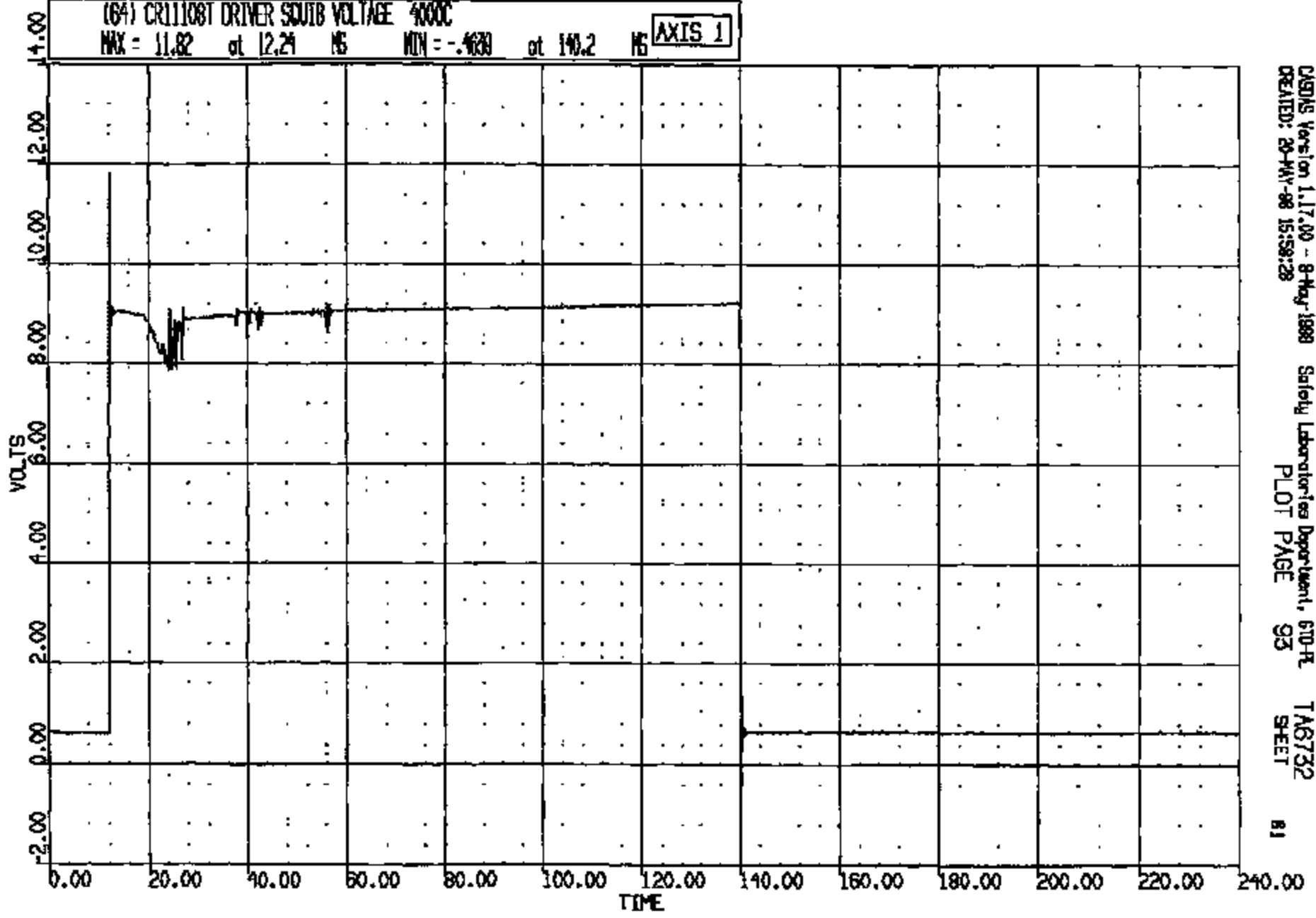
MAX = 12.82 at 71.85 MS MIN = -13.67 at 176.3 MS

AXIS 1



CR R: 11108 TO: TAB732 DATE: 880520 15:10:58
1988 DN-101

(64) CR11108T DRIVER SCOUT VOLTAGE 4000C
MAX = 11.82 at 12.24 MS MIN = -.4630 at 140.2 MS **AXIS 1**

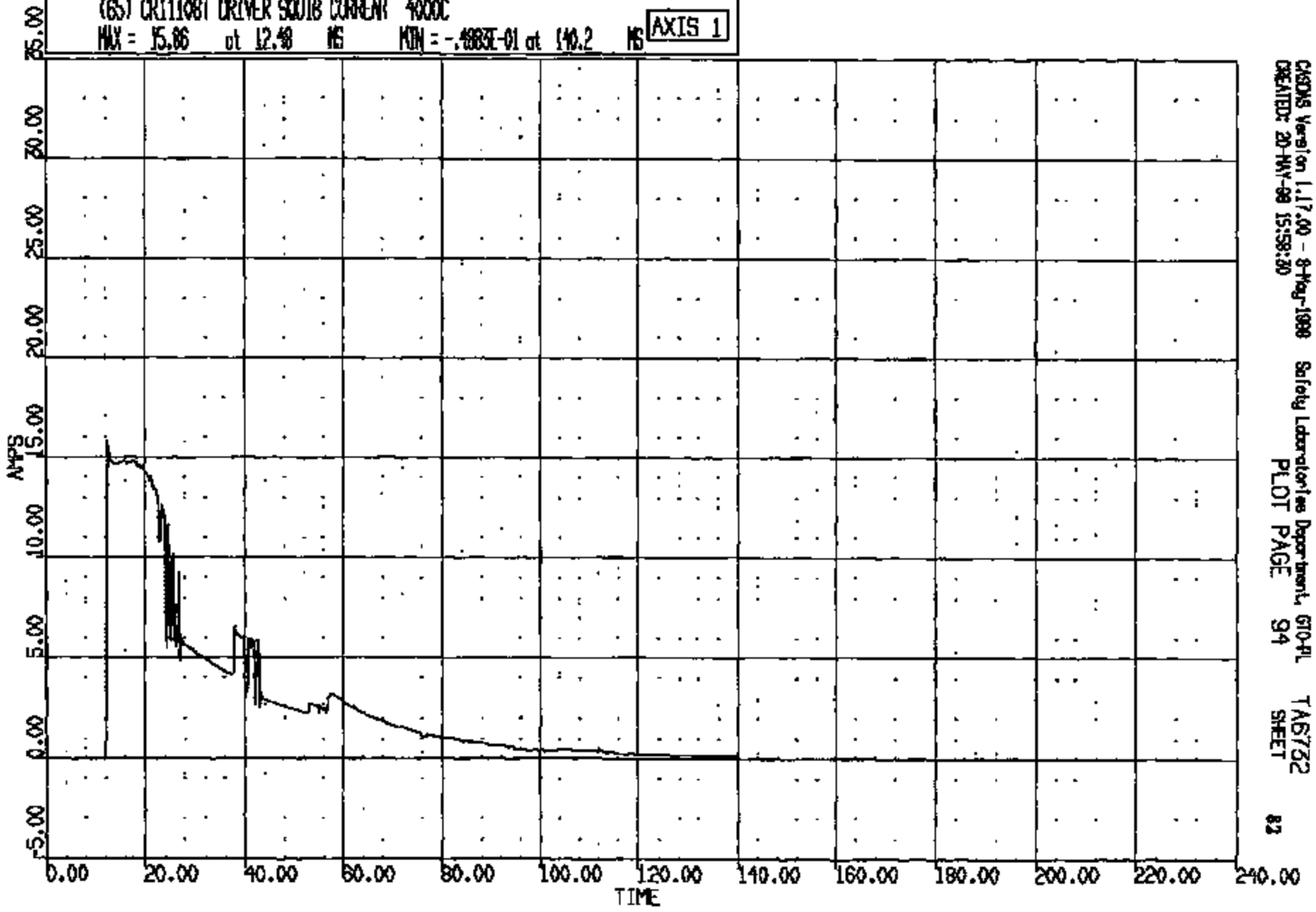


CRS Version 1.17.00 - 8-May-1988 Safety Laboratories Department, 610-PL
CREATED: 20-MAY-88 15:58:28 PLOT PAGE 93 TAB732 SHEET 81

CR11108

CR R: 11108 TD: TA6732 DATE: 980520 15:10:58
1998 DN-101

(65) CR11108T DRIVER SQUIB CURRENT 4000C
MAX = 15.86 at 12.48 MS MIN = -.4883E-01 at 140.2 MS **AXIS 1**

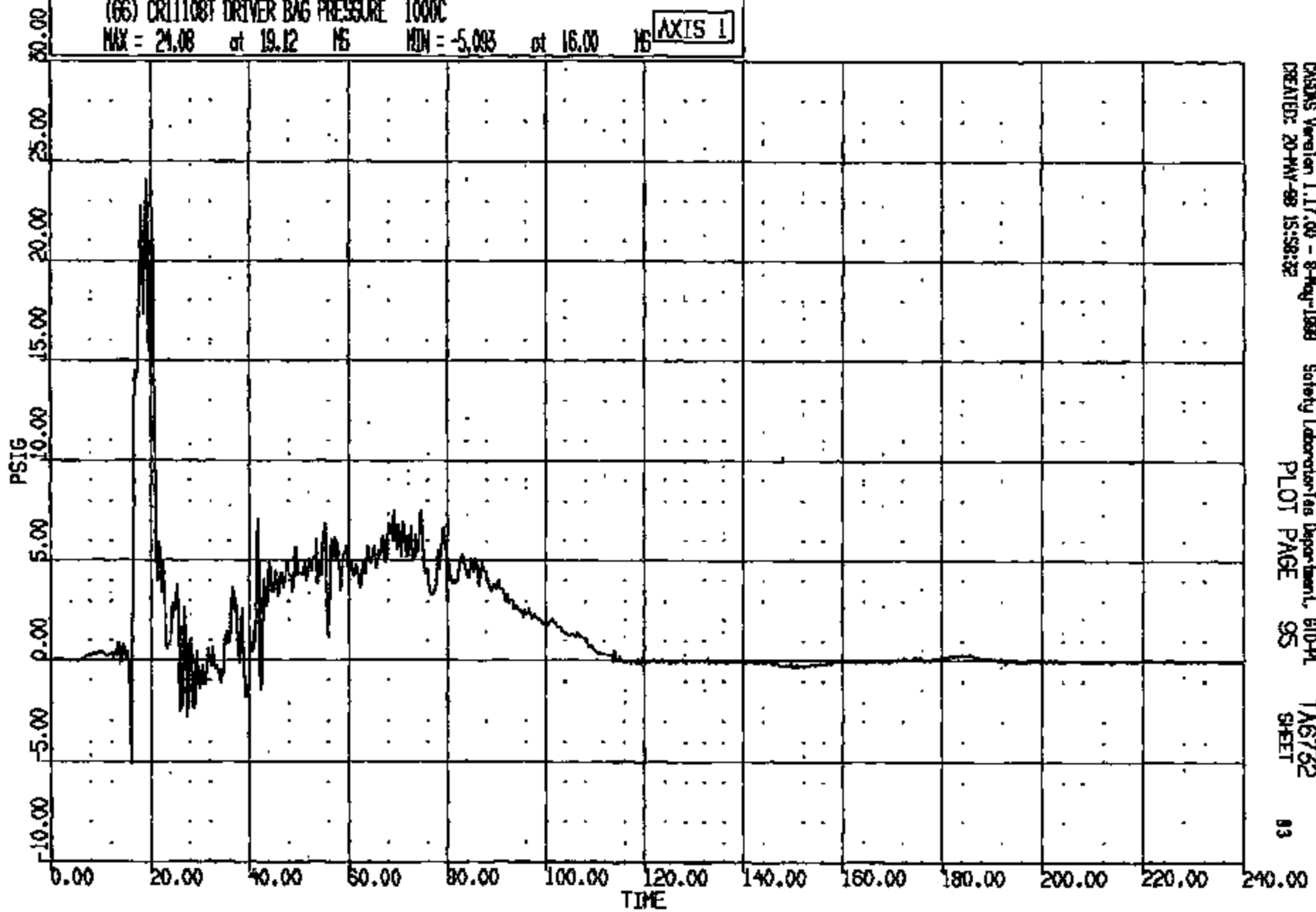


CASDS Version 1.17.00 - 8-May-1998 Safety Laboratories Department, G10-PL TA6732
CREATED: 20-MAY-98 15:58:30 PLOT PAGE 94 SHEET 83

CRTS 0011108

CR R: 11108 TO: TA6732 DATE: 880520 15:10:58
1988 DN-101

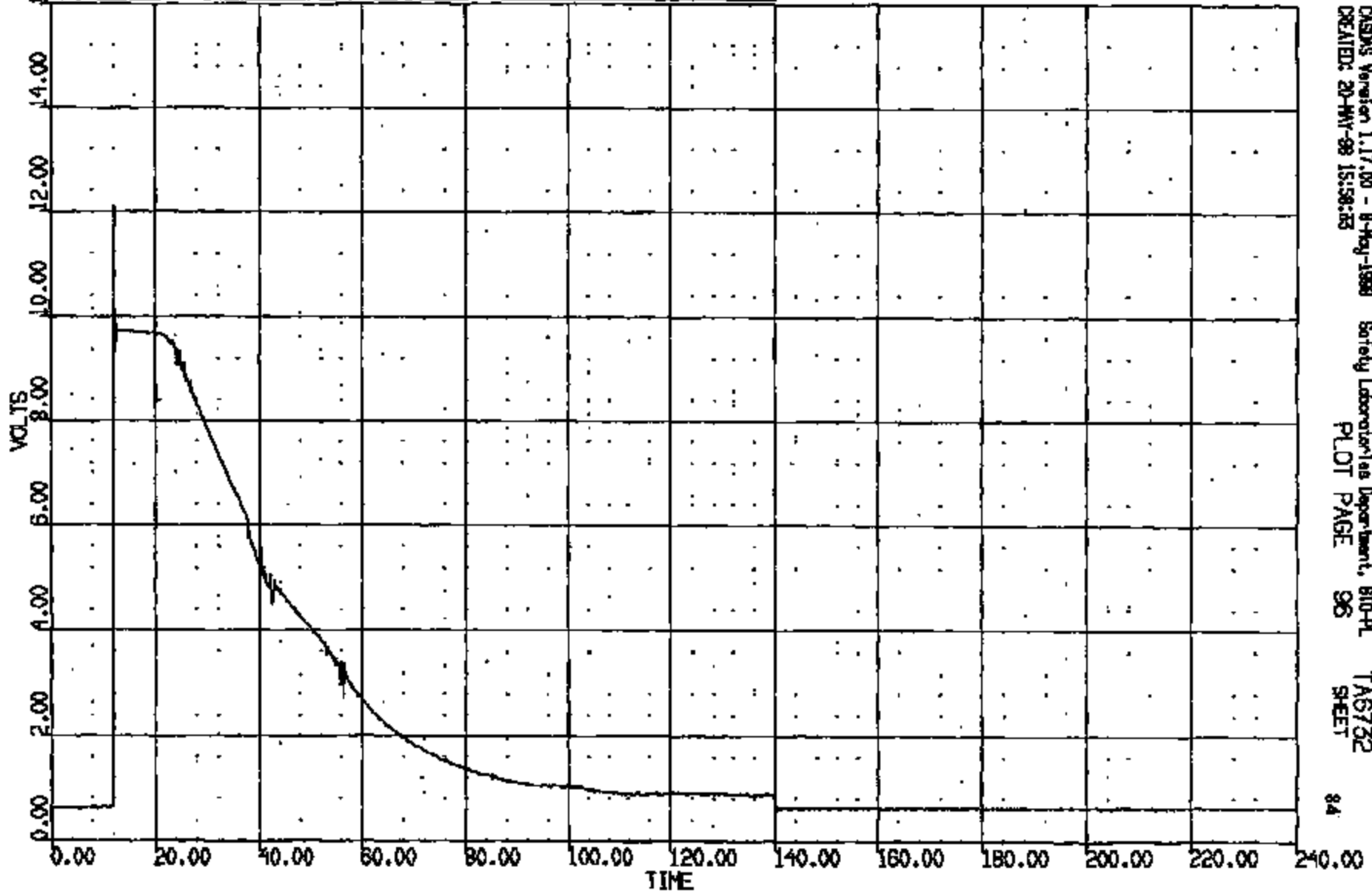
(66) CR1108T DRIVER BAG PRESSURE 1000C
MAX = 24.08 at 19.12 MS MIN = -5.093 at 16.00 MS **AXIS 1**



CASDS Version 1.17.00 - 8-May-1988 Safety Laboratories Department, 810-PL
CREATED: 20-MAY-88 15:58:32 PLOT PAGE 95 TA6732
SHEET 03

CR R: 11108 TO: TAG732 DATE: 880520 15:10:58
1988 DN-101

(67) CR11108 PASSENGER SQUAD VOLTAGE 4000C
MAX = 12.08 at 12.24 MS MIN = 0.5515 at 140.2 MS **AXIS 1**



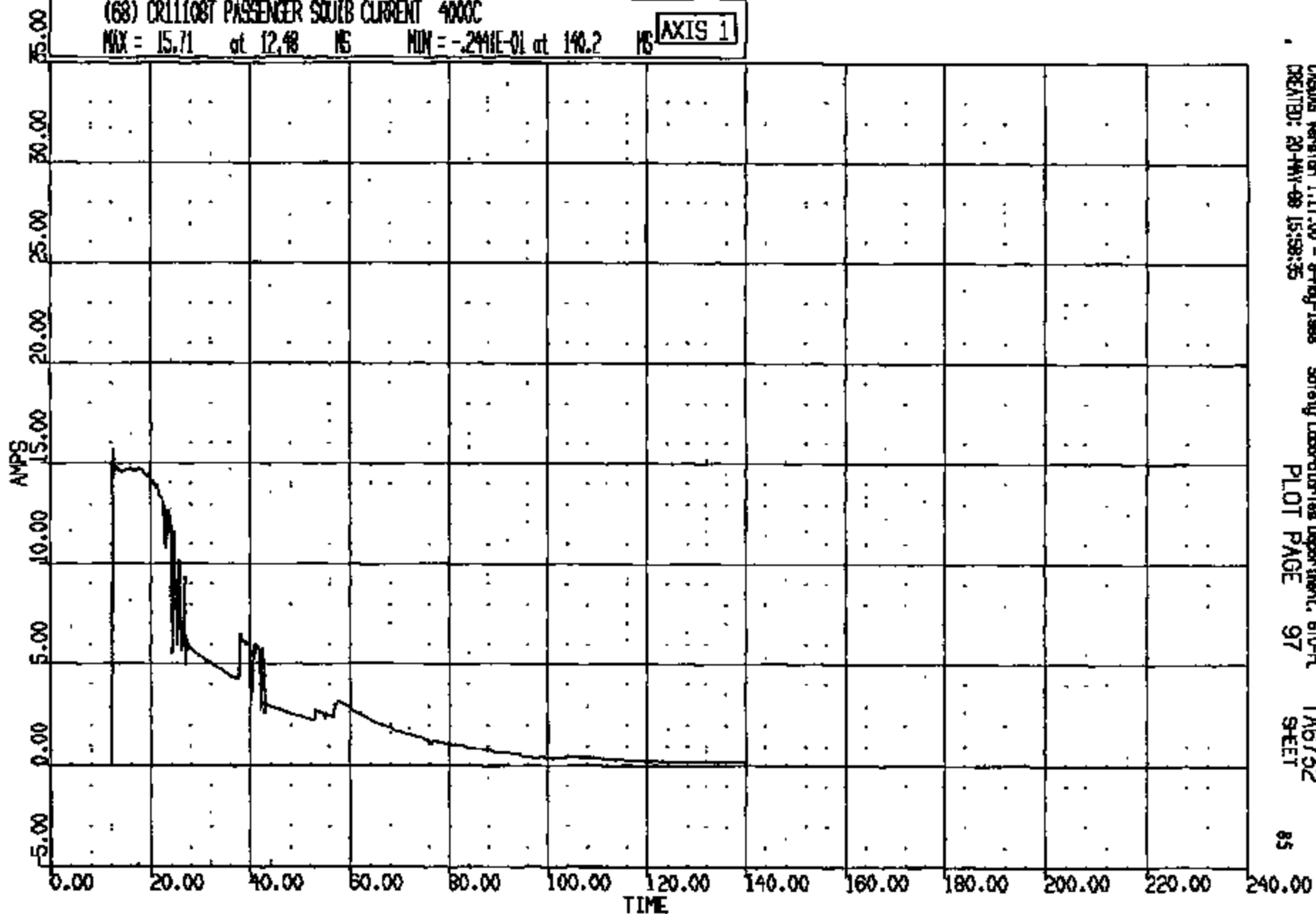
CASDS Version 1.17.00 - 8-May-1988 Safety Laboratories Department, 810-PL TAG732
CREATED: 20-MAY-88 15:58:15 PLOT PAGE 96 SHEET

CR R: 11108 TO: TAB732 DATE: 880520 15:10:58
1988 DN-101

(68) CR11108T PASSENGER SQUIB CURRENT 4000C

MAX = 15.71 at 12.48 MS MIN = -2.41E-01 at 140.2 MS

AXIS 1



CASME Version 1.17.00 - 8-Aug-1988
CREATED: 20-MAY-88 15:58:35

Safety Laboratories Department, 610-ft
PLOT PAGE 97

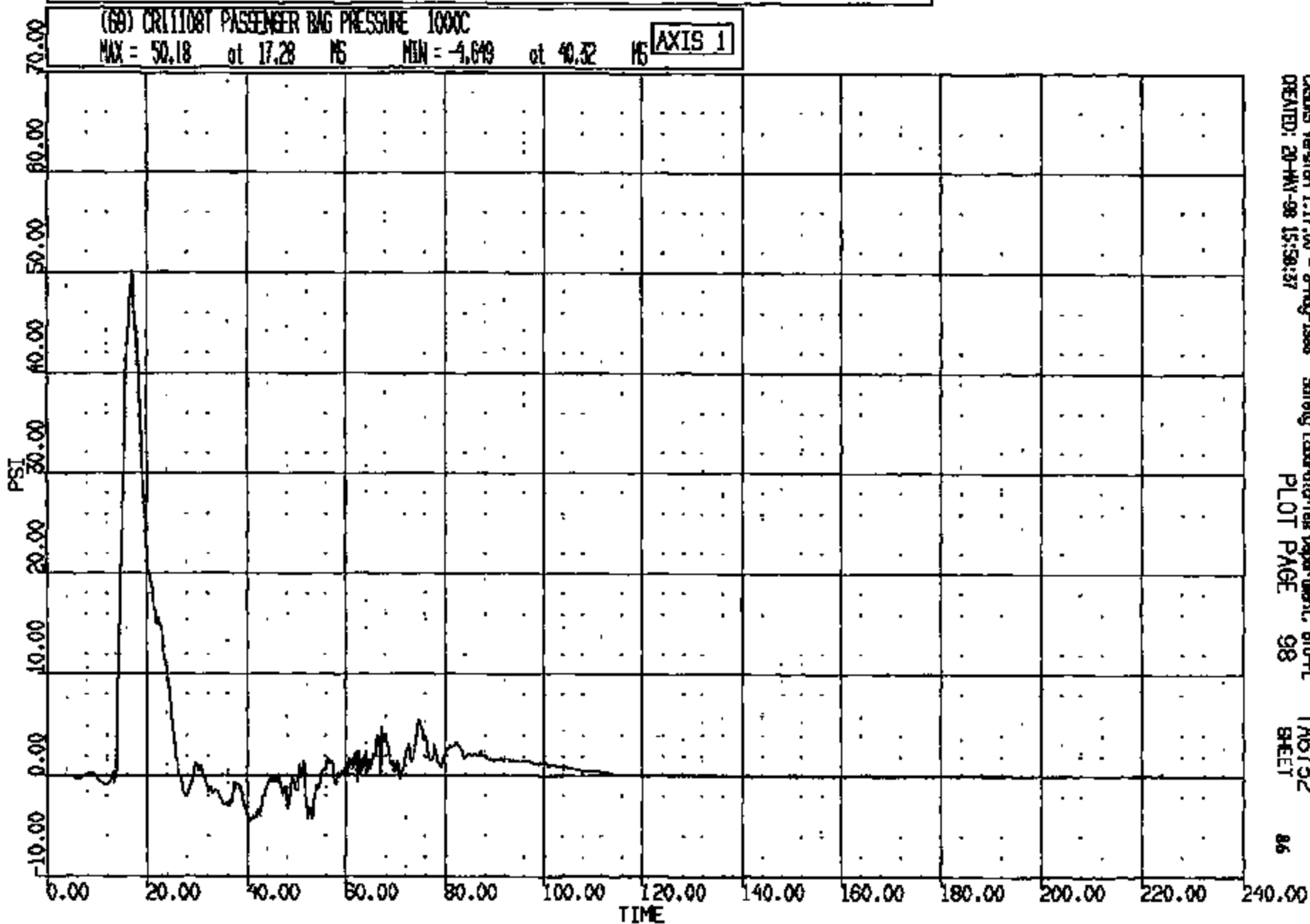
TAB732
SHEET

85

CRTS 0011108

CR R: 11108 TO: TA6732 DATE: 980520 15:10:58
1998 DN-101

(60) CR11108T PASSENGER BAG PRESSURE 1000C
MAX = 50.18 at 17.28 MS MIN = -4.649 at 40.32 MS **AXIS 1**



CARDIS Version 1.17.00 - 8-May-1998
CREATED: 20-MAY-98 15:58:37

Safety Laboratories Department, B10-PL
PLOT PAGE 98

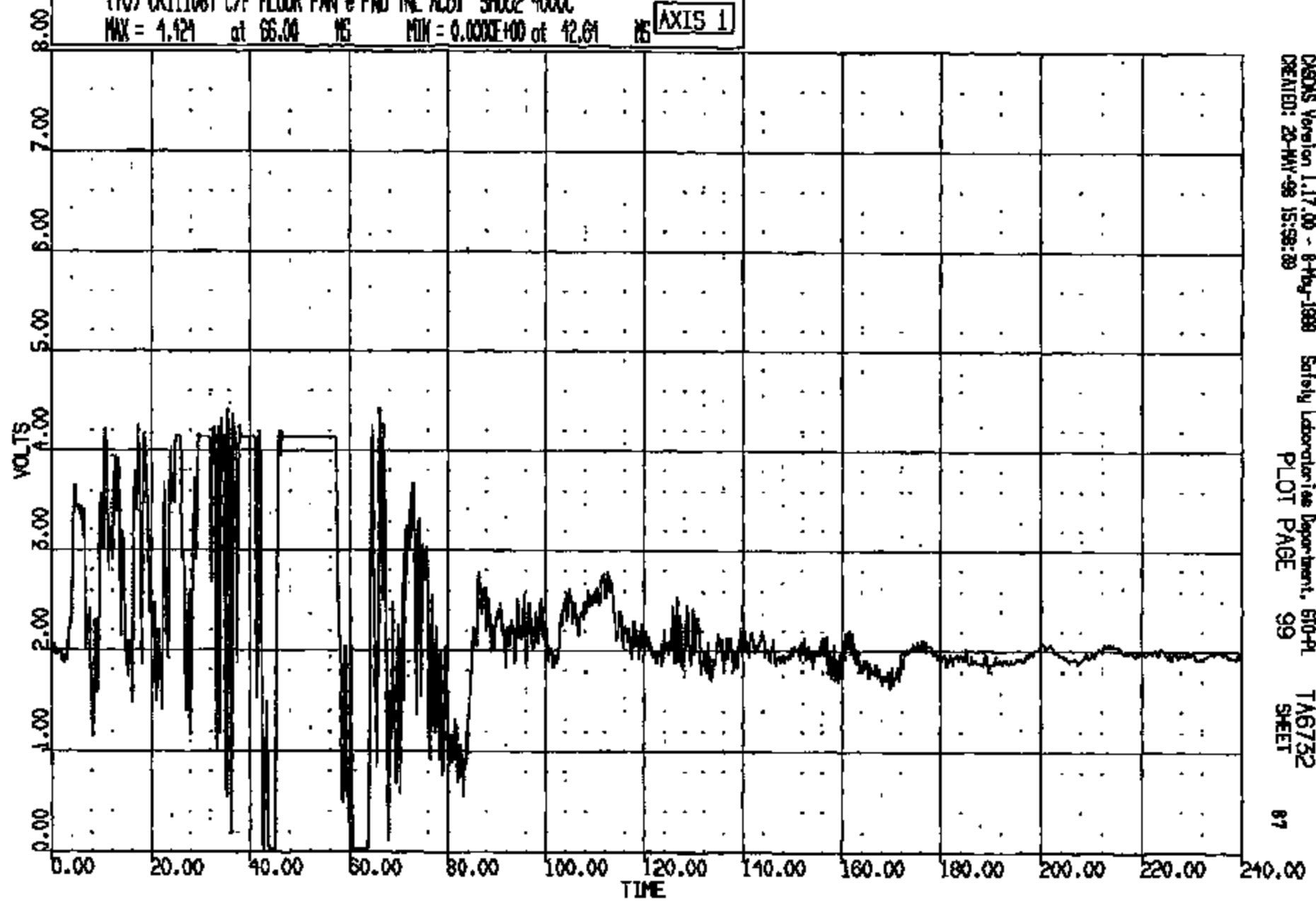
TA6732
SHEET

86

CRTS 0011108

CR #: 11108 TO: TA6732 DATE: 880520 15:10:58
1888 ON-101

(70) CR11108T C/F FLOOR PAN @ FMD TNL AC01 SMO02 4000C
MAX = 4.124 at 65.04 MS MIN = 0.000E+00 at 42.61 MS **AXIS 1**

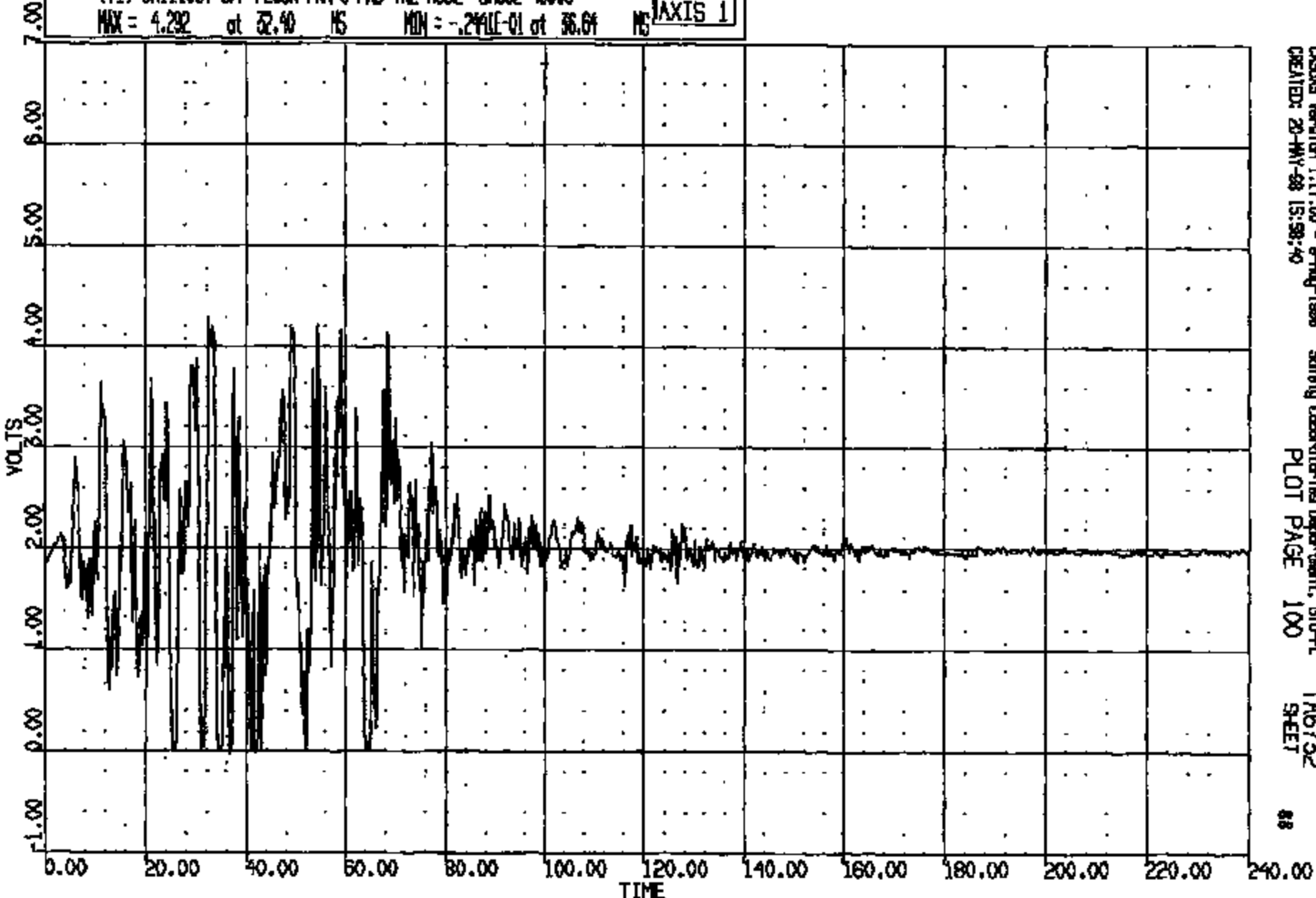


DIGDS Version 1.17.00 - 8-May-1988 Safety Laboratories Department, 610-PL TA6732
CREATED: 20-MAY-98 15:59:39 PLOT PAGE 99 SHEET 87

CRIS 0011108

CR #: 11108 TO: TA6732 DATE: 980520 15:10:56
1998 DN-101

(71) CR11108T C/F FLOOR PAN @ FWD TML ACC2 SMOO2 4000C
MAX = 4.292 at 32.40 MS MIN = -.244E-01 at 36.64 MS **AXIS 1**



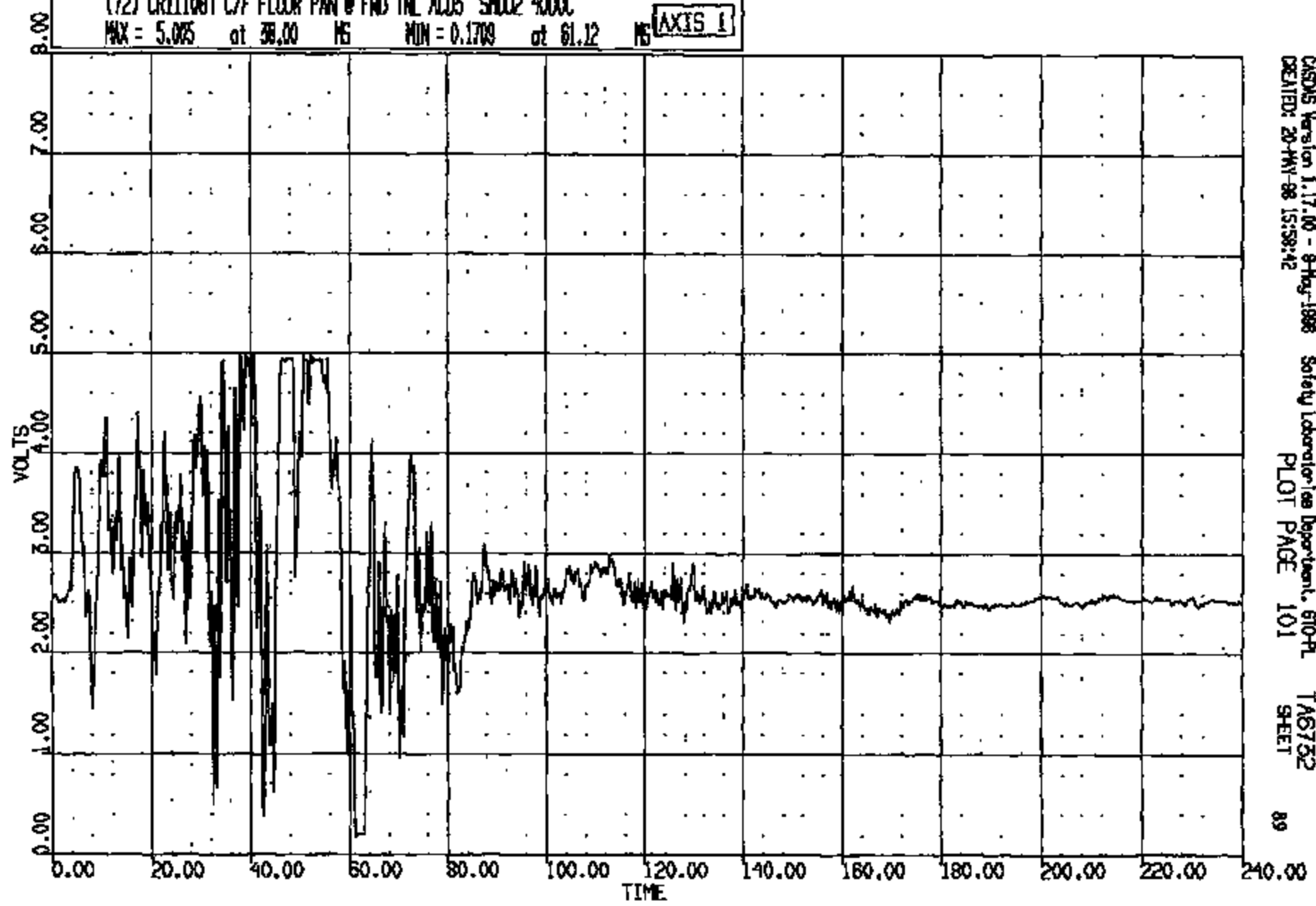
CASDA Version 1.17.00 - 8-May-1998 Safety Laboratories Department, SIO-PL
CREATED: 20-MAY-98 15:58:40 PLOT PAGE 100 TA6732 SHEET 88

CRTS 0011108

CR R: 11108 TO: TA6732 DATE: 980520 15:10:58
1999 ON-101

(72) CR11108T C/F FLOOR PAN @ FND TML AC03 SH002 4000C
MAX = 5.025 at 38.00 MS MIN = 0.1709 at 61.12 MS

AXIS 1



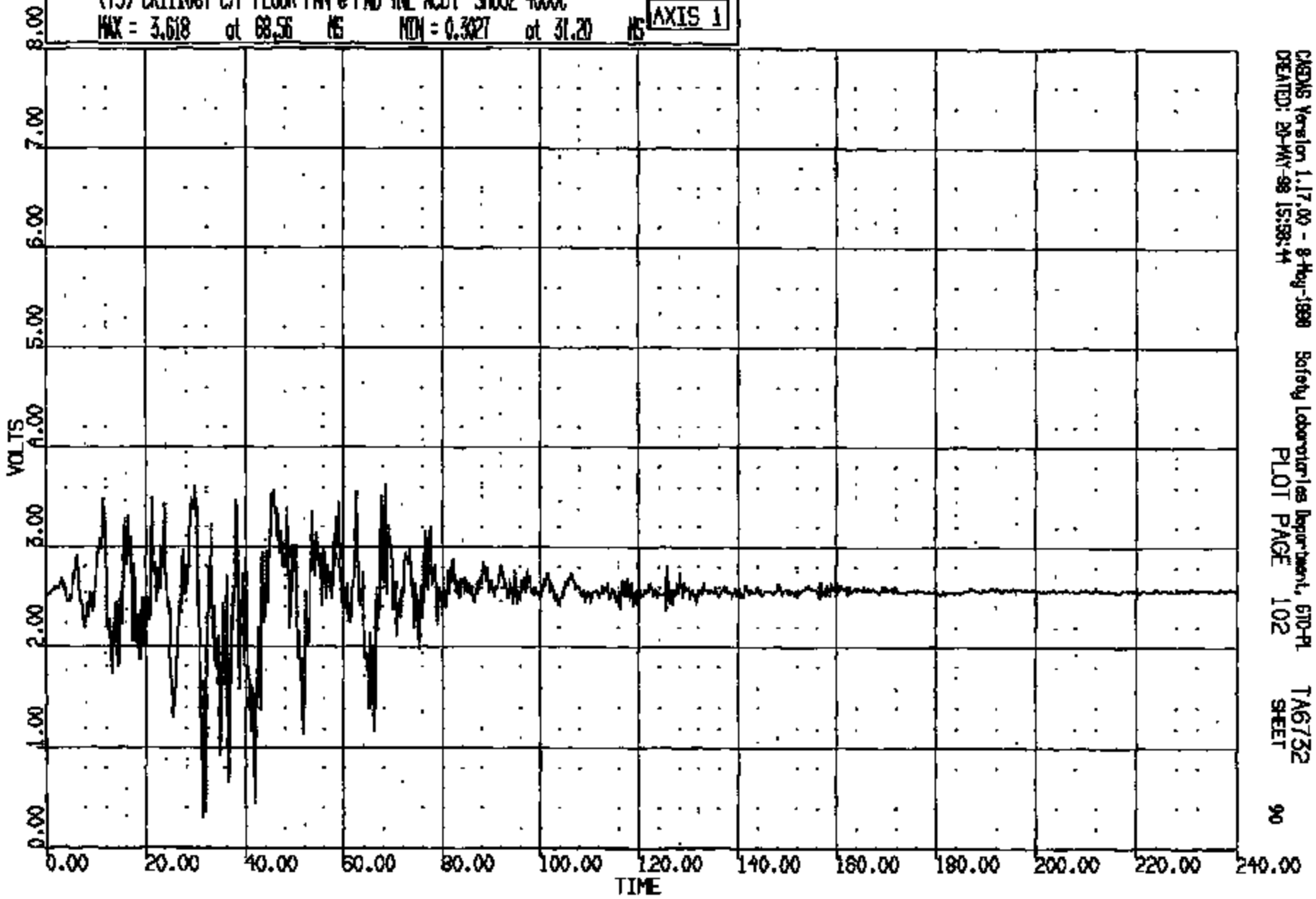
CRS015 Version 1.17.00 - 9-Aug-1998 Safety Laboratories Department, 610-PL TA6732
CREATED: 20-MAY-98 15:58:42 PLOT PAGE 101 SHEET 89

CR11108

CR R: 11108 TO: TA6732 DATE: 980520 15:10:58
1998 DN-101

(73) CR11108T C/F FLOOR PAN @ FWD TNL ACDA SH002 4000C
MAX = 3.618 at 68.56 MS MIN = 0.3027 at 31.20 MS

AXIS 1

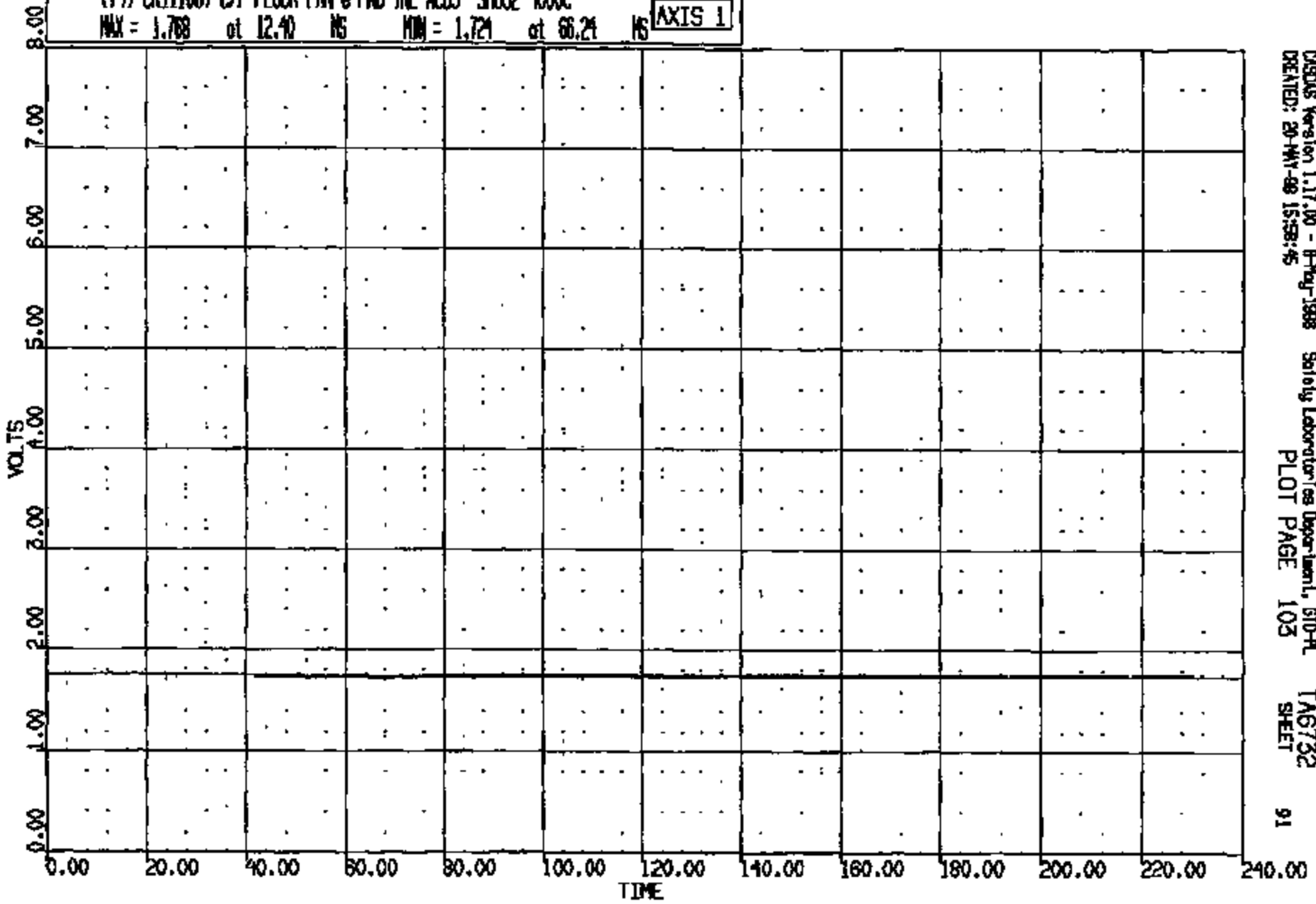


CRSIS Version 1.17.00 - 8-Aug-1998 Safety Laboratories Department, 610-PI TA6732
CREATED: 20-MAY-98 15:58:44 PLOT PAGE 102 SHEET 90

CRIS 0011108

CR R: 11108 TO: TA6732 DATE: 880520 18:10:58
1888 DN-101

(74) CR11108T C/F FLOOR PAN @ FWD TNL ACDS SHOC2 4000C
MAX = 1.768 at 12.40 NS MIN = 1.721 at 66.24 NS **AXIS 1**



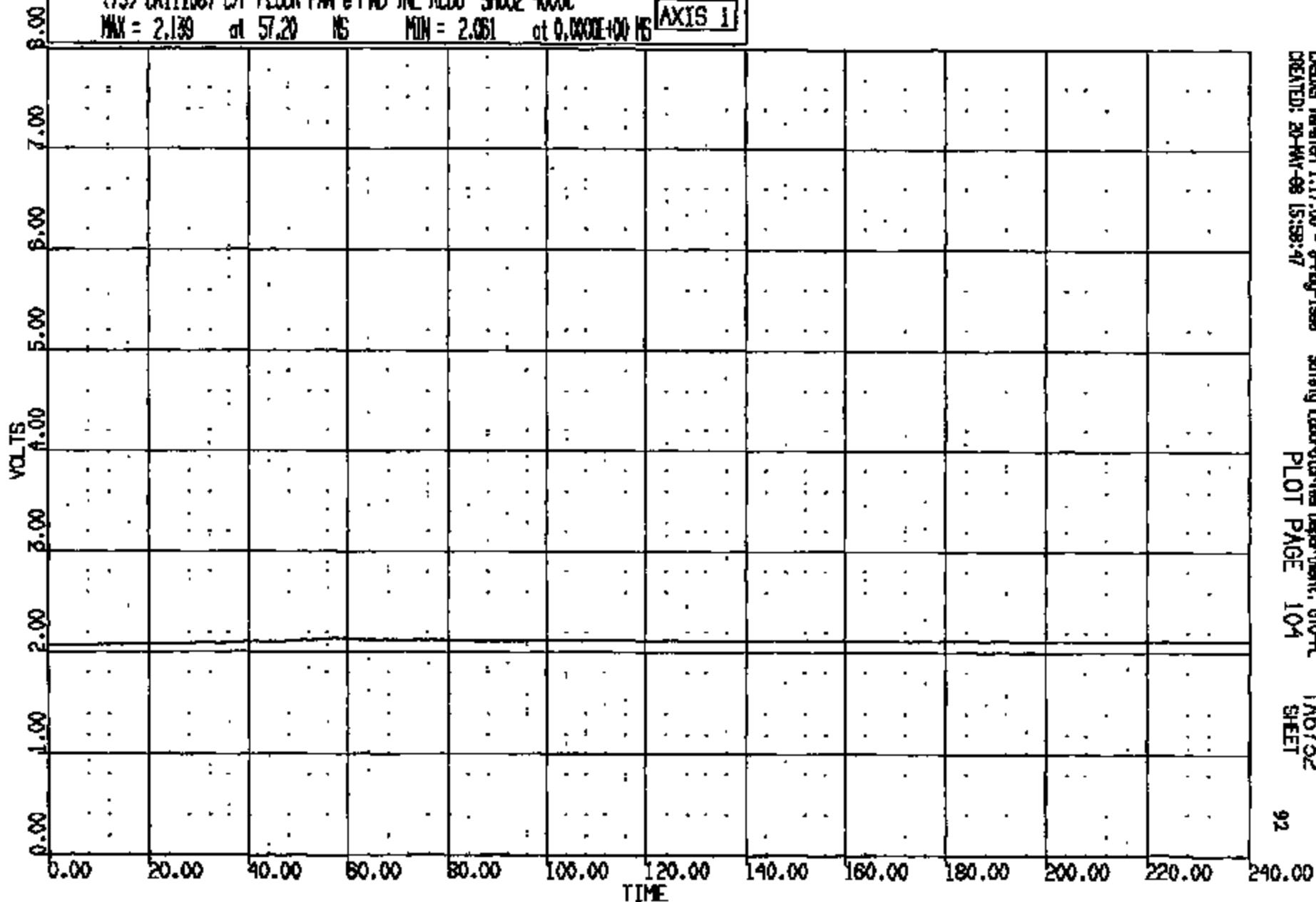
CASOLS Version 1.17.00 - 8-May-1988 Safety Laboratories Department, 610-PL
CREATED: 20-MAY-88 15:58:45 PLOT PAGE 103 SHEET 91

CR11108

CR R: 11108 TO: TA6732 DATE: 980520 18:10:58
1998 DN-101

(75) CR111087 C/F FLOOR PAN @ FWD TNL ACDS 5M002 4000C
MAX = 2.139 at 57.20 MS MIN = 2.061 at 0.000E+00 MS

AXIS 1



CASUS Version 1.17.00 - 8-Aug-1998
CREATED: 20-MAY-98 15:58:47

Safety Laboratories Department, 610-PL
PLOT PAGE 104

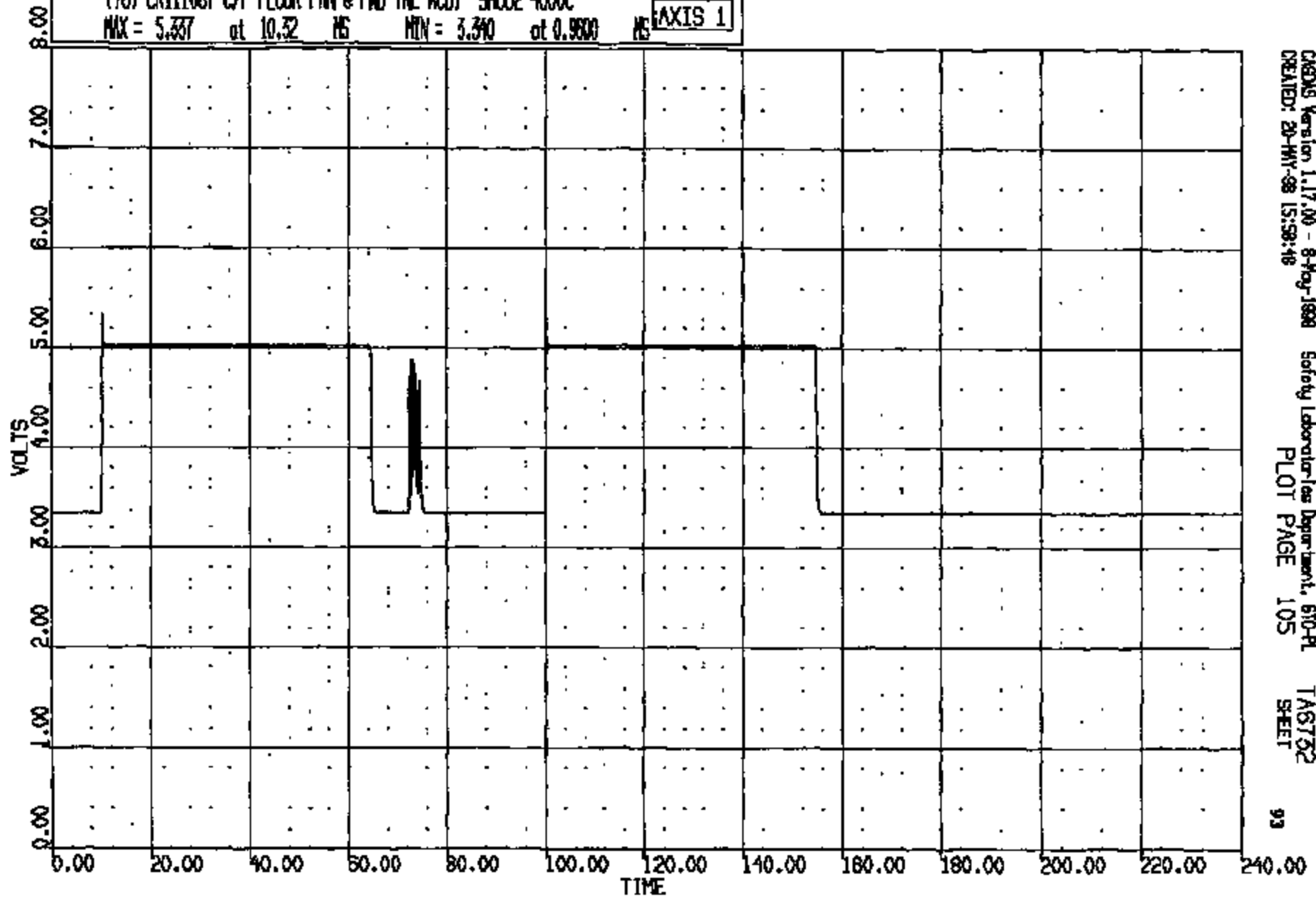
TA6732
SHEET

92

CR1S 0011108

CR R: 11108 TO: TAB752 DATE: 980520 15:10:58
1998 DN-101

(76) CR11108T C/F FLOOR PAN @ FWD TML AC07 5M002 4000C
MAX = 5.337 at 10.52 MS MIN = 3.340 at 0.9800 MS **AXIS 1**

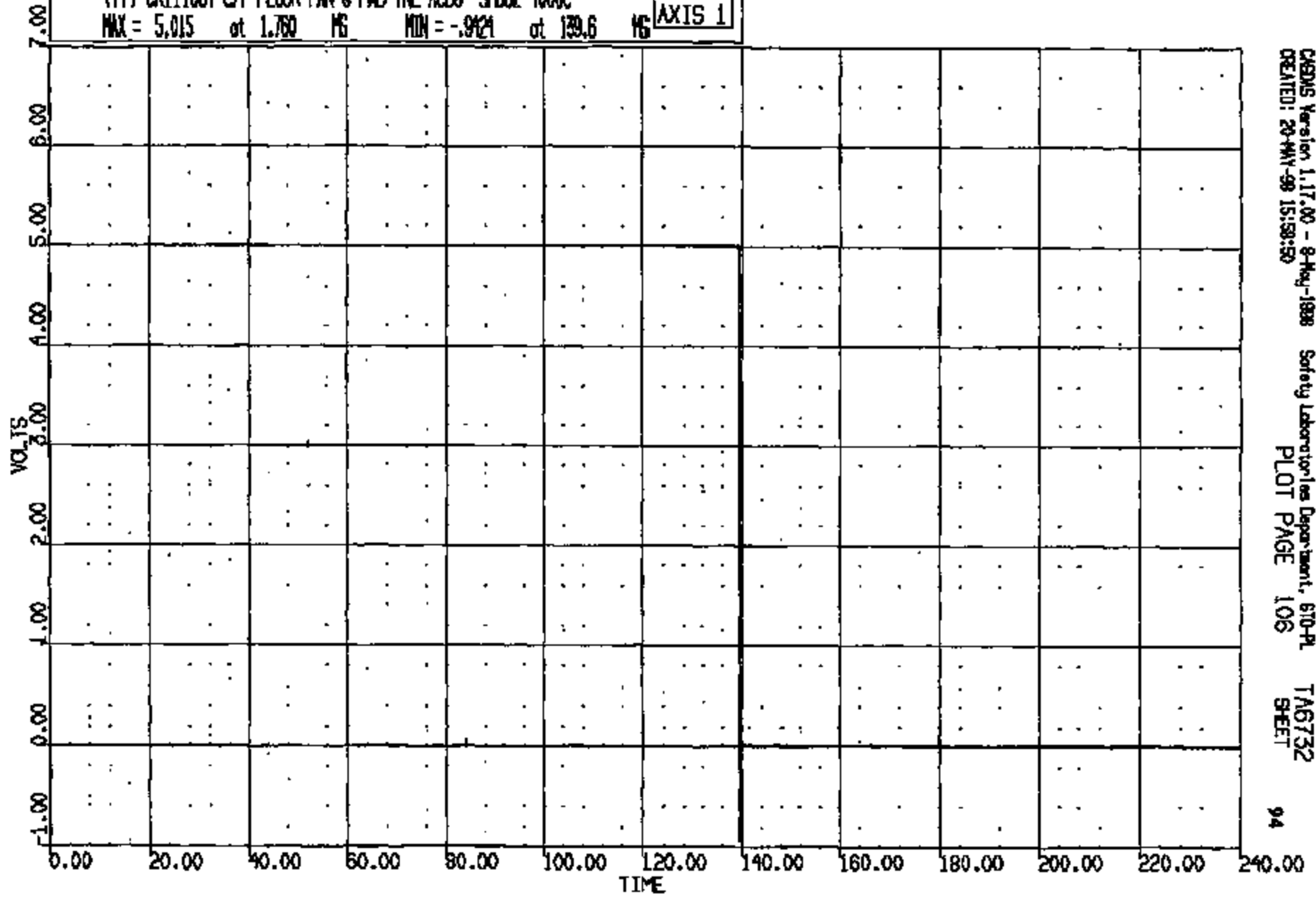


CRS05 Version 1.17.00 - 8-May-1998 Safety Laboratories Department, 610-PL
CREATED: 20-MAY-98 15:58:48 PLOT PAGE 105 TAB752 SHEET 93

CR11108

CR R: 11108 TD: TA6732 DATE: 890520 15:10:58
1989 DN-101

(77) CR11108T C/F FLOOR PAN @ FWD TNL ACDB SPOOR 40XOC
MAX = 5.015 at 1.760 MS MIN = -.9421 at 139.6 MS **AXIS 1**

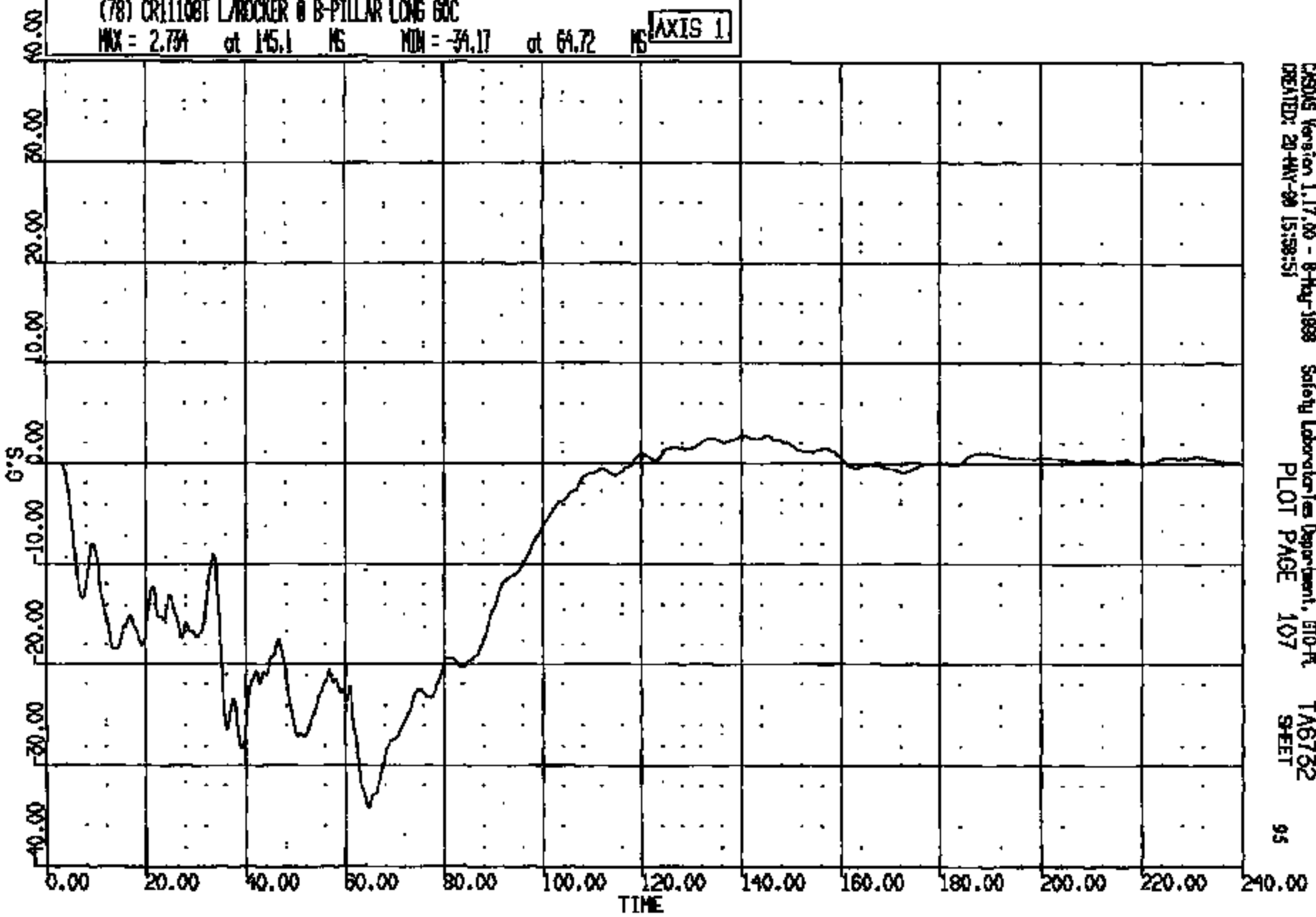


CASMS Version 1.17.00 - 8-May-1988 Safety Laboratories Department, 610-PL
CREATED: 20-MAY-99 15:58:50 PLOT PAGE 106 TA6732
SHEET 94

CR11108

CR R: 11108 TO: TA6732 DATE: 980520 15:10:58
1999 DN-101

(78) CR1108T L/ROCKER @ B-PILLAR LONG GOC
MAX = 2.734 at 145.1 MS MIN = -34.17 at 64.72 MS **AXIS 1**

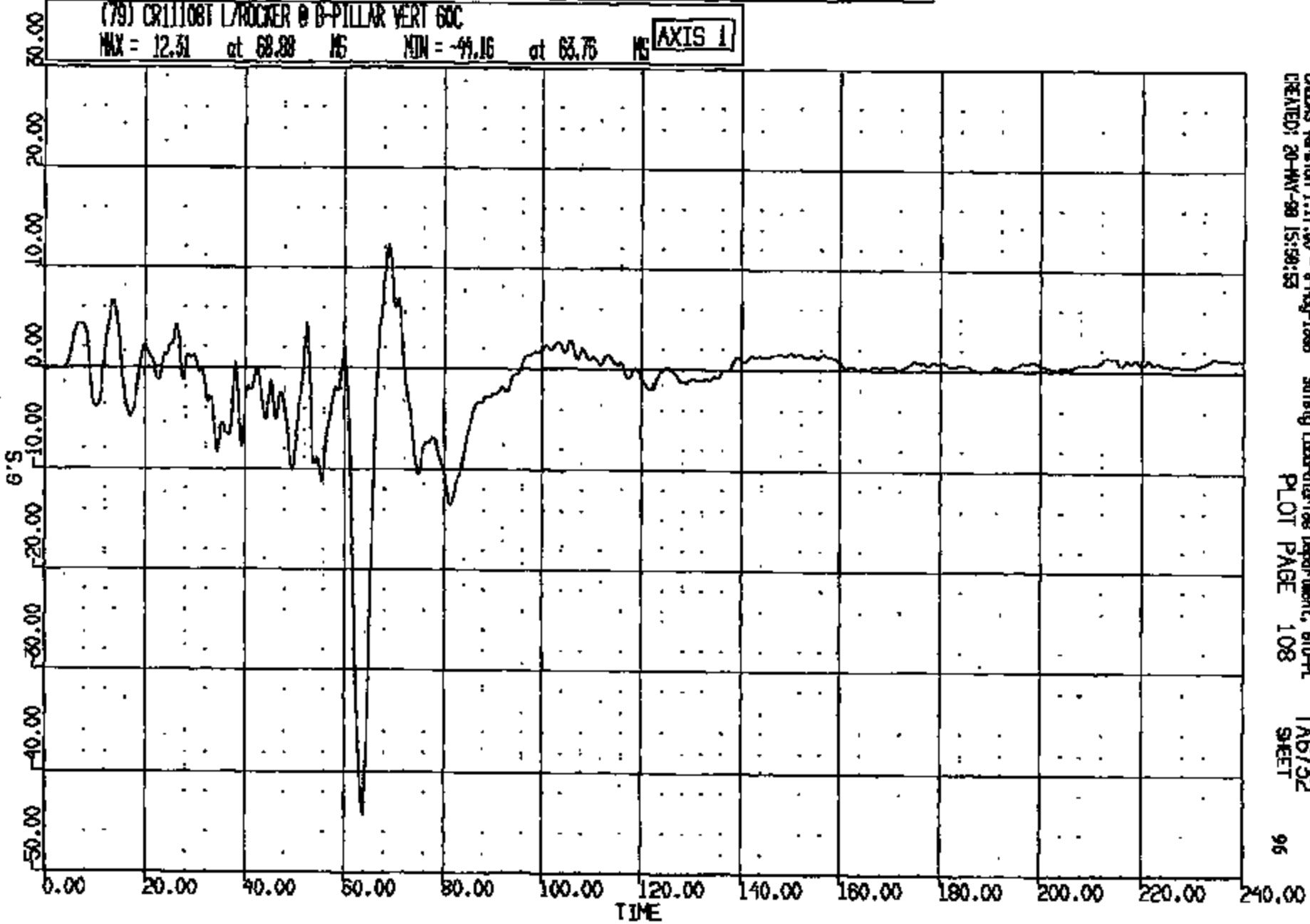


CASYS Version 1.17.00 - 8-May-1999 Safety Laboratories Department, 610 Ft. TA6732
CREATED: 20-MAY-99 15:58:51 PLOT PAGE 107 SHEET 95

CRTS 0011108

CR #: 11108 TO: TAG732 DATE: 980520 15:10:58
1998 DN-101

(79) CR11108T L/ROCKER @ G-PILLAR VERT 60C
MAX = 12.51 at 68.88 MS MIN = -49.16 at 63.76 MS **AXIS 1**

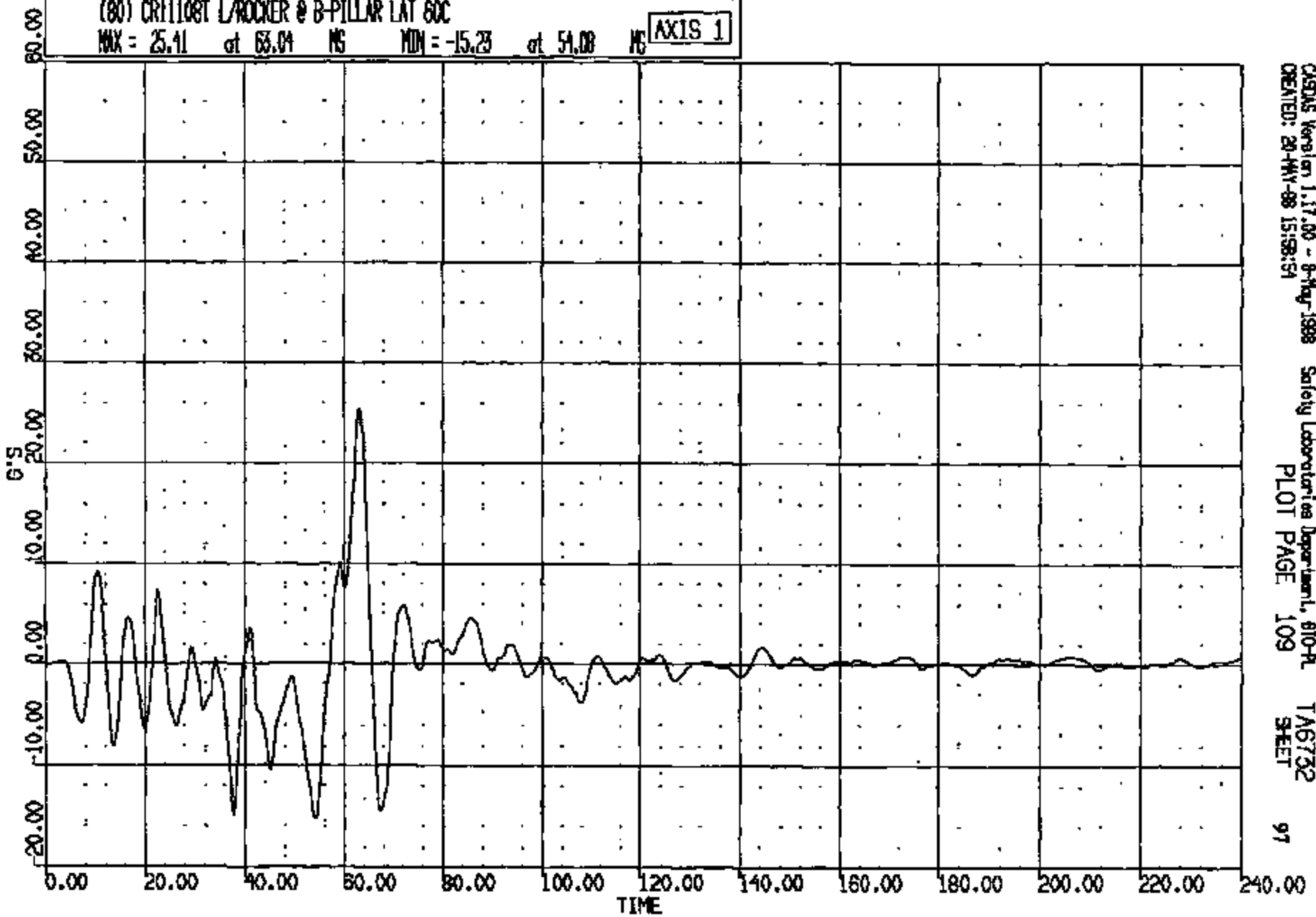


DISKS Version 1.17.00 - 8-May-1998 Safety Laboratory Department, STD-PL
CREATED: 20-MAY-98 15:50:53 PLOT PAGE 108 TAG732 SHEET 96

CRIS 0011108

CR R: 11108 TO: TAB732 DATE: 880520 18:10:58
1988 DN-101

(80) CR1108T L/ROCKER @ B-PILLAR LAT 60C
MAX = 25.41 at 63.04 MS MIN = -15.23 at 51.08 MS AXIS 1

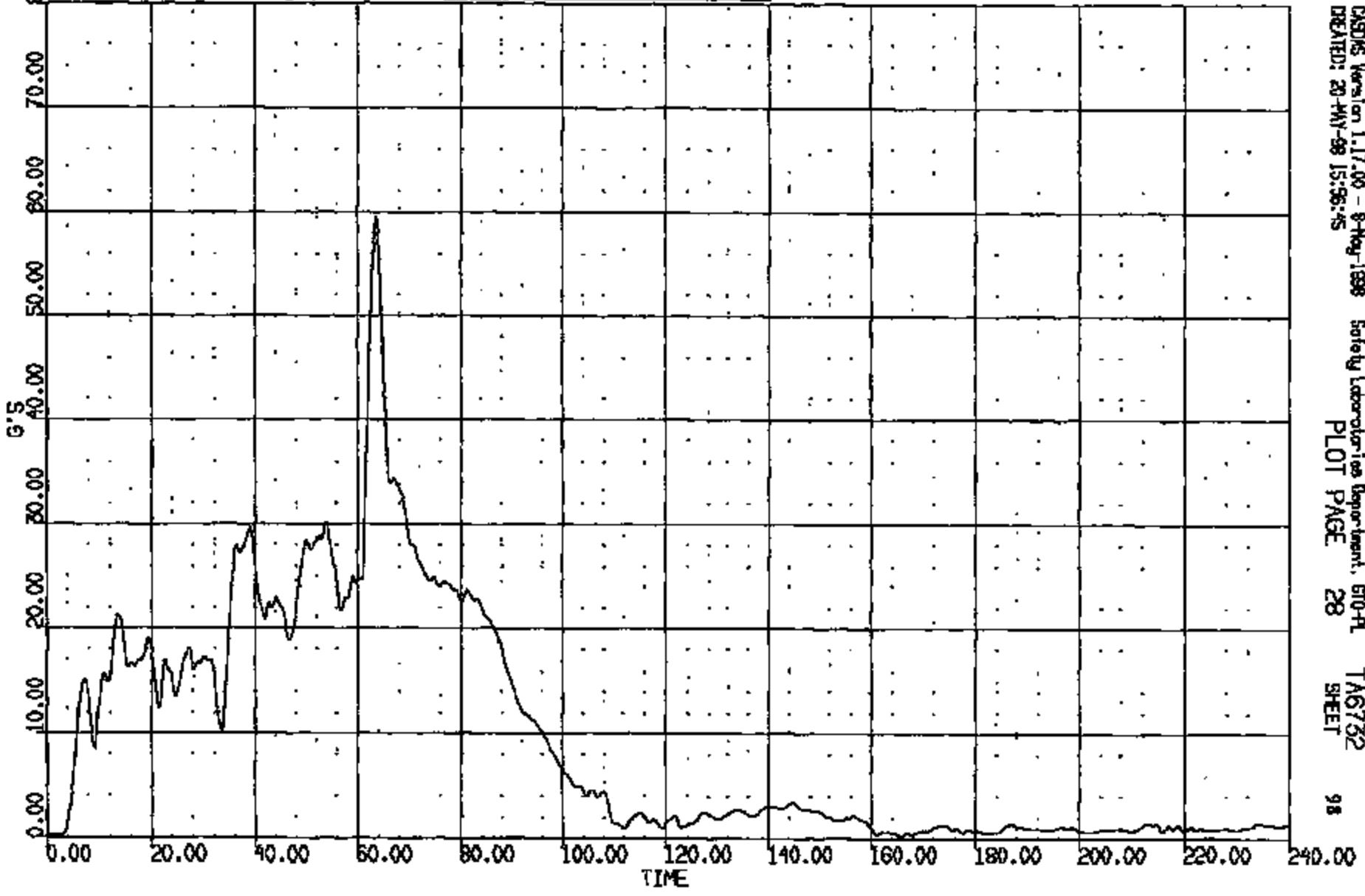


CASDS Version 1.17.00 - 8-May-1988 Safety Laboratories Department 1, 810-PL
CREATED: 20-MAY-88 15:58:54 PLOT PAGE 109 SHEET 97

CR1108T 0011108

CR R: 11108 TO: TAB732 DATE: 980520 15:10:58
1998 DN-101

(10015) CR11108T L/ROCKER @ B-PILLAR RES 60C
MAX = 59.48 at 63.68 MS MIN = 0.1543 at 1.360 MS **AXIS 1**



CASDS Version 1.17.00 - 8-May-1998 Safety Laboratories Department, 610-PL
CREATED: 20-MAY-98 15:56:45 PLOT PAGE 28 SHEET 98

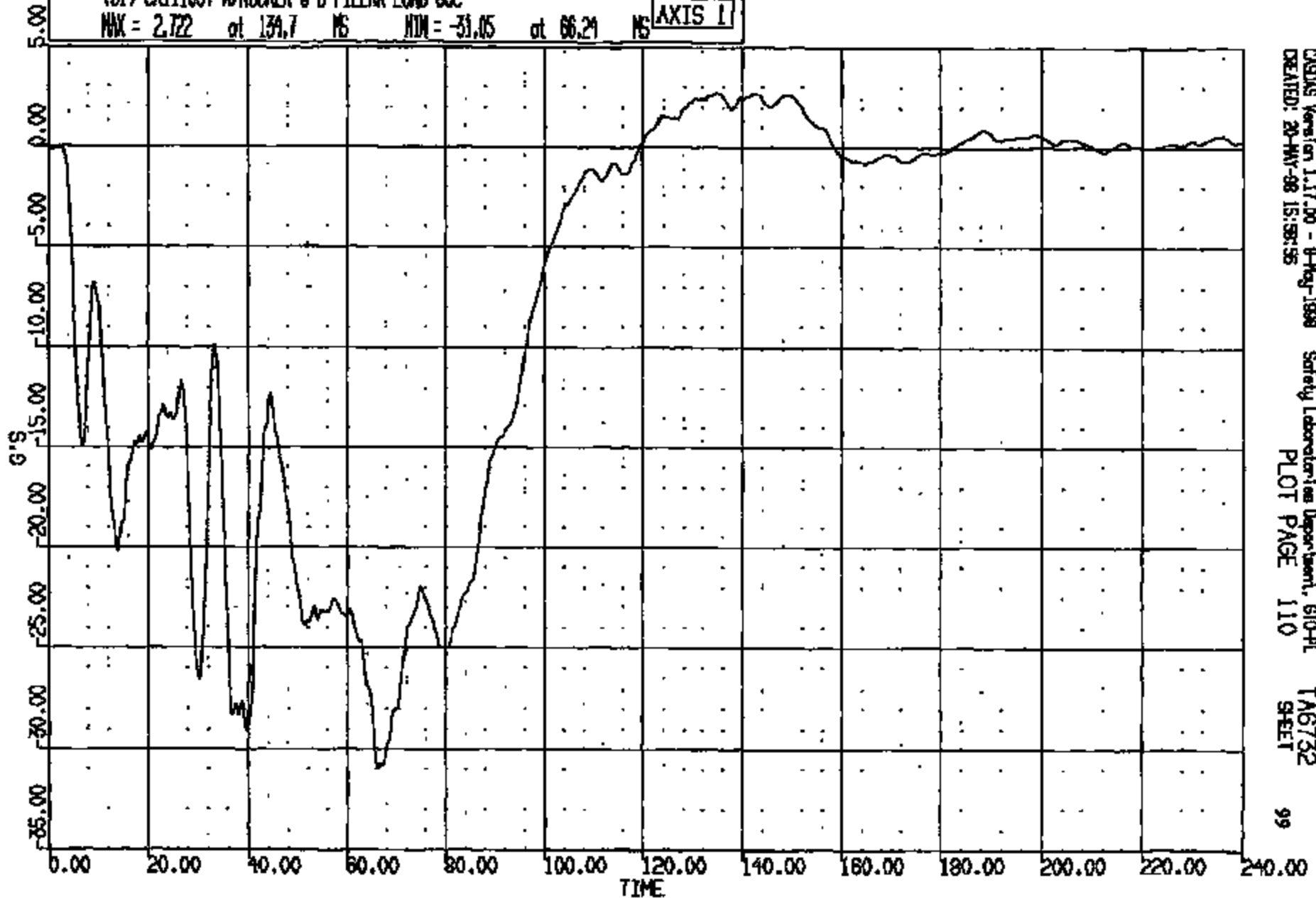
CR15 0011108

CR R: 11108 TO: TA6732 DATE: 980620 13:10:58
1998 DN-101

(81) CR11108T R/R/DKNER @ B-PILLAR LONG 60C

MAX = 2.722 at 139.7 MS MIN = -31.05 at 66.29 MS

AXIS 1



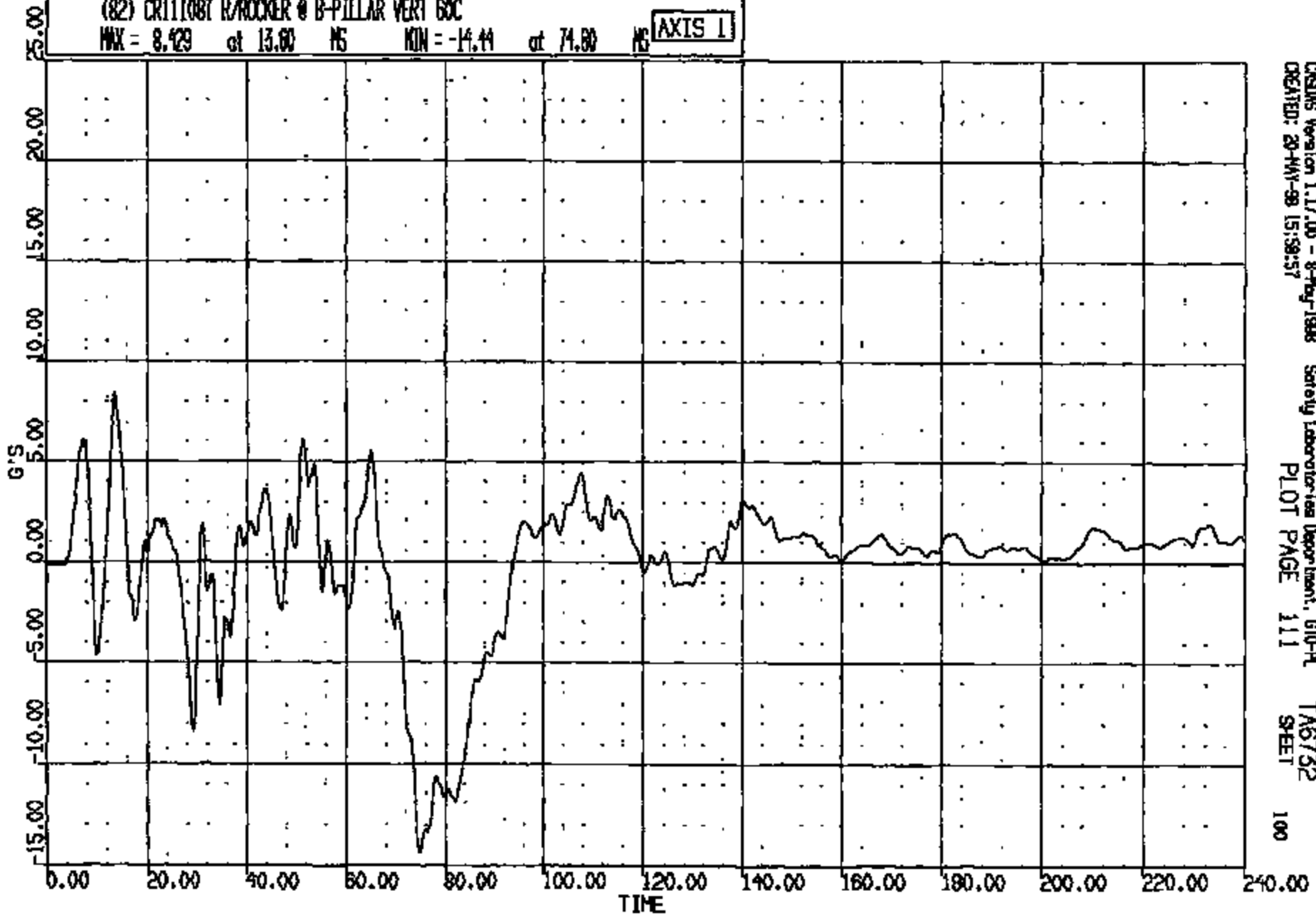
CADDS Version 1.17.00 - 8-May-1998
CREATED: 20-MAY-98 15:58:55

Safety Laboratories Department, 610-Pl
PLOT PAGE 110

TA6732
SHEET

CR #: 11108 TO: TA6732 DATE: 860520 16:10:58
1988 DN-101

(82) CR111087 R/ROCKER @ B-PILLAR VERT GOC
MAX = 8.429 at 13.80 MS MIN = -14.44 at 74.80 MS **AXIS 1**



CRSING Version 1.17.00 - 8-May-1988
CREATED: 20-MAY-98 15:58:57

Safety Laboratories Department, G10-PL
PLOT PAGE 111

TA6732
SHEET

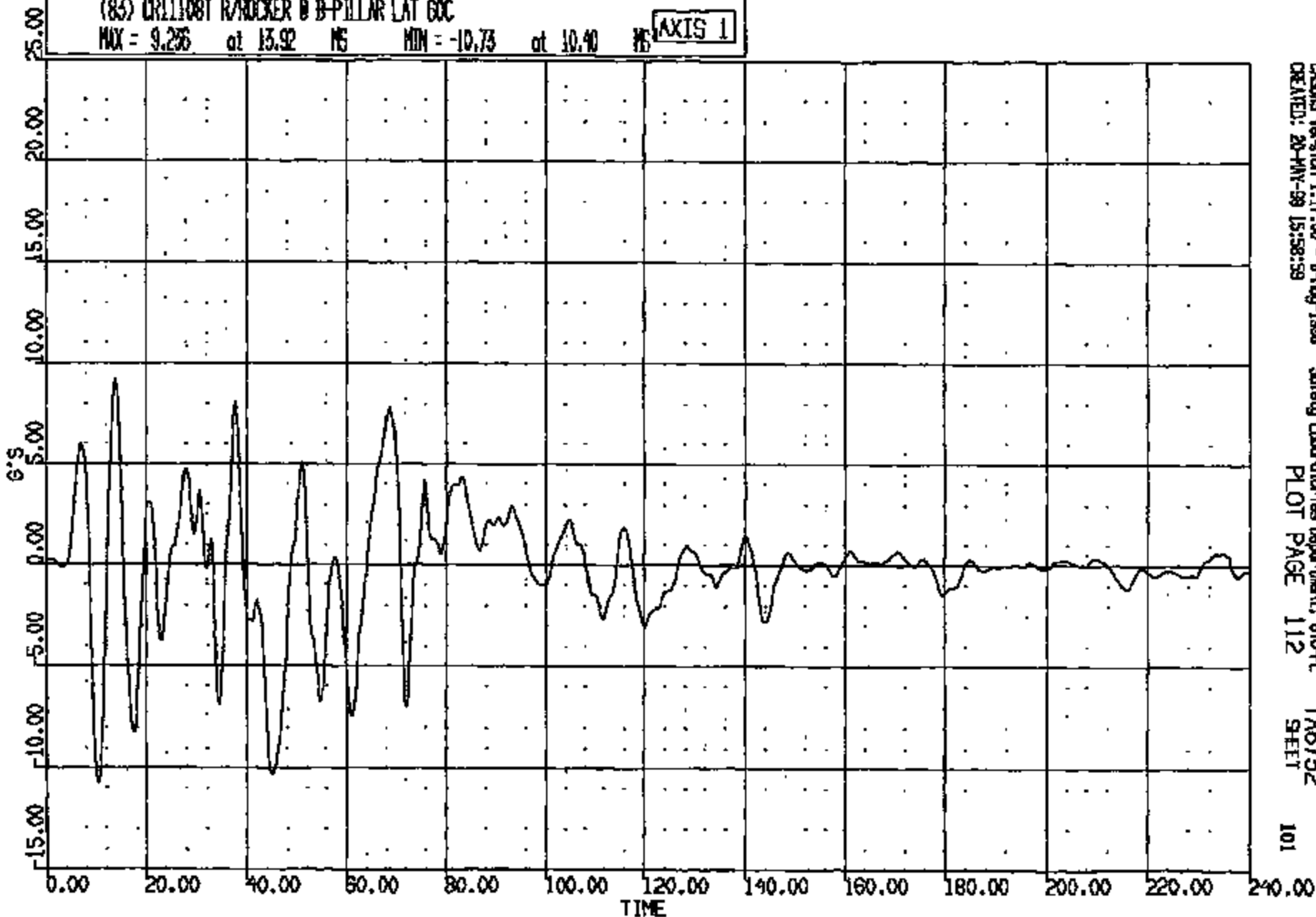
100

CRIS 0011108

CR R: 11108 TO: TA6732 DATE: 880520 15:10:58
1988 DN=101

(83) CR11108T R/ROCKER @ B-PILLAR LAT 60C
MAX = 9.295 at 13.92 MS MIN = -10.73 at 10.40 MS

AXIS 1

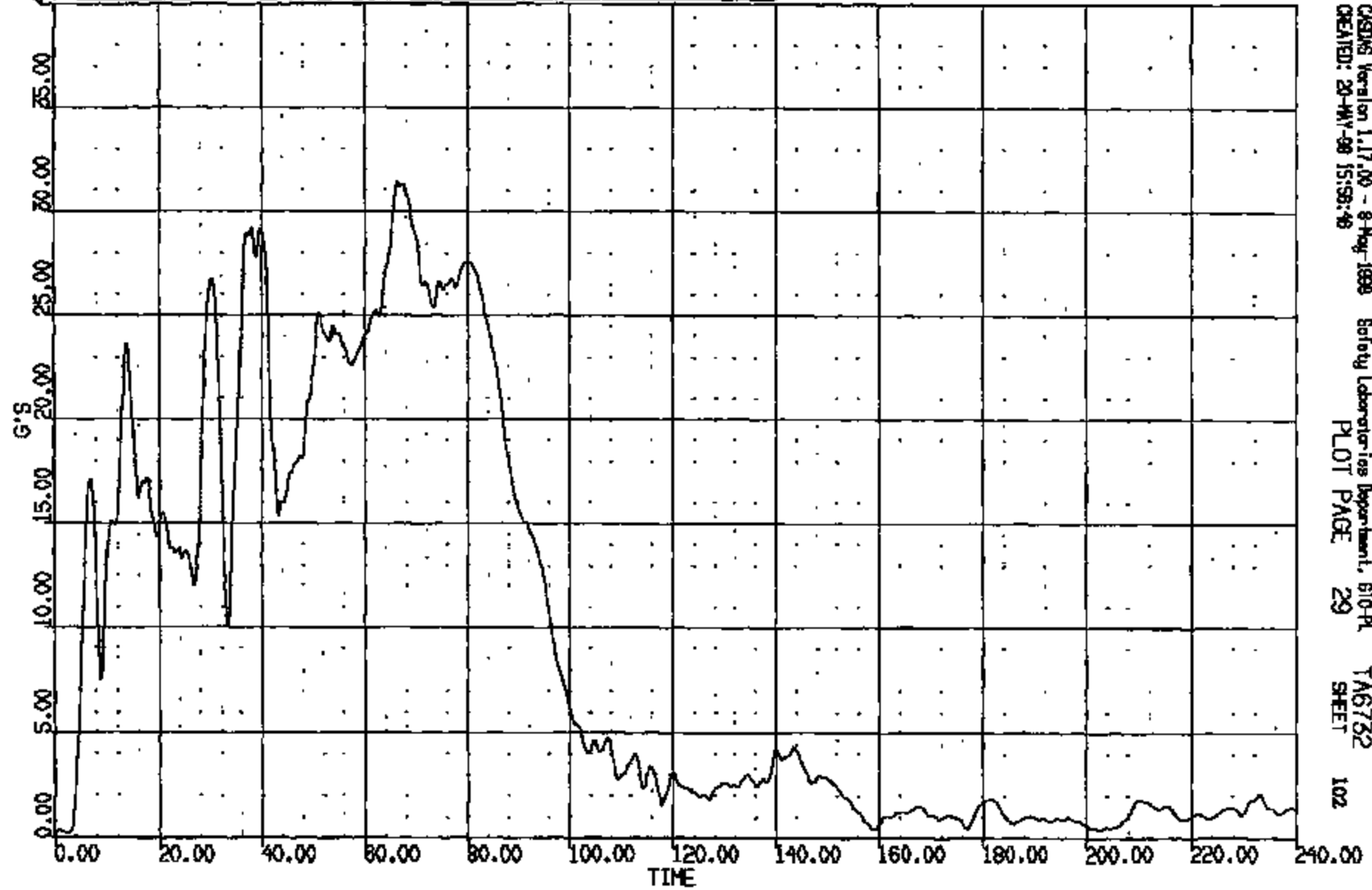


CRS0NS Version 1.17.00 - 8-Aug-1988 Safety Laboratories Department, 610-PL TA6732
CREATED: 20-MAY-89 15:58:59 PLOT PAGE 112 SHEET 101

CR11108

CR R: 11108 TO: TAB732 DATE: 980520 15:10:58
1998 DN-101

(10016) CR11108T R/ROCKER @ B-PILLAR RES 60C
MAX = 31.46 at 66.24 MS MIN = 0.1849 at 2.320 MS **AXIS 1**

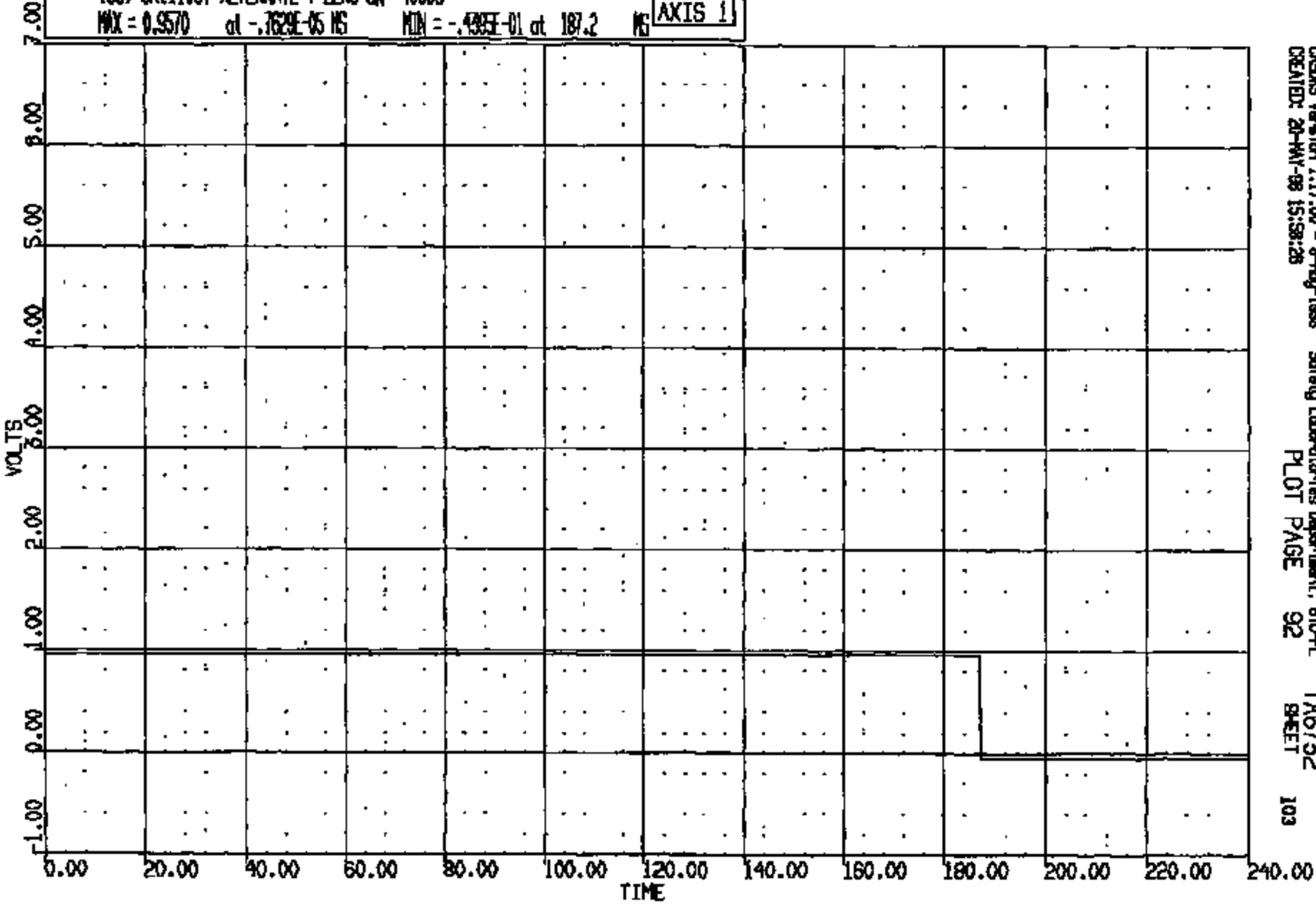


CASMS Version 1.17.00 - 8 May 1998 Safety Laboratories Department, 610-PL
CREATED: 20-MAY-98 15:58:46 PLOT PAGE 29 SHEET 102

CR11108

CR R: 11108 TO: TA6732 DATE: 880520 15:10:58
1988 DN-101

(63) CRL1108T ALTERNATE T-ZERO SW 4000C
MAX = 0.9570 at -.7629E-05 MS MIN = -.4935E-01 at 187.2 MS **AXIS 1**

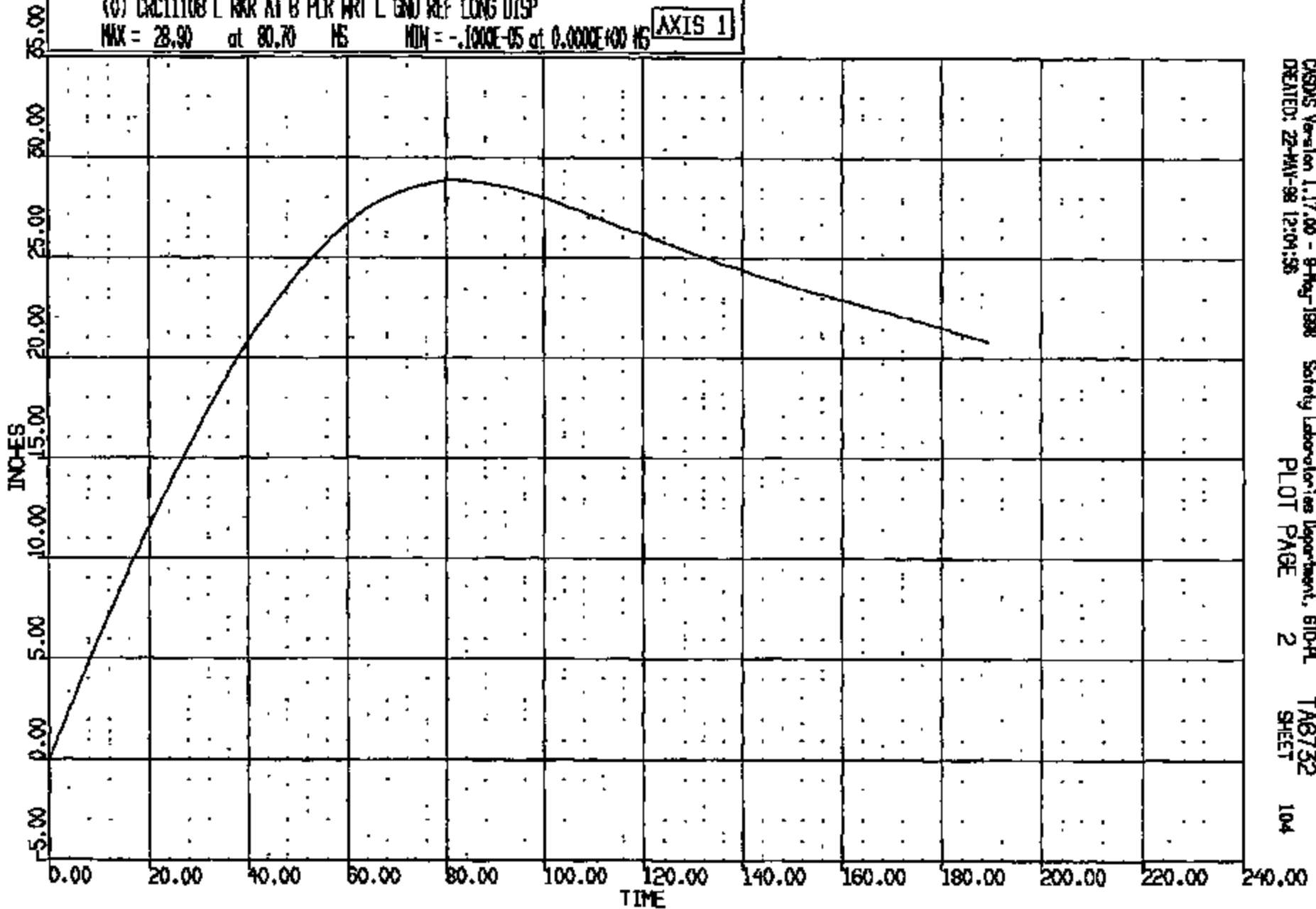


CASYS Version 1.17.00 - 8-May-1988 Safety Laboratories Department, 810-PL TA6732
CREATED: 20-MAY-88 15:58:28 PLOT PAGE 92 SHEET 103

CRIS 0011108

CR R: 11108 TO: TAB732 DATE: 980520 15:10:58
1998 DN-101

(0) CR011108 L RKR AT B PLR WRT L GND REF LONG DISP
MAX = 28.90 at 80.70 MS MIN = -.1000E-05 at 0.0000E+00 MS **AXIS 1**



CASDS Version 1.17.00 - 9-May-1998
CREATED: 22-MAR-98 12:04:58

Safety Laboratories Department, 610-HL
PLOT PAGE 2

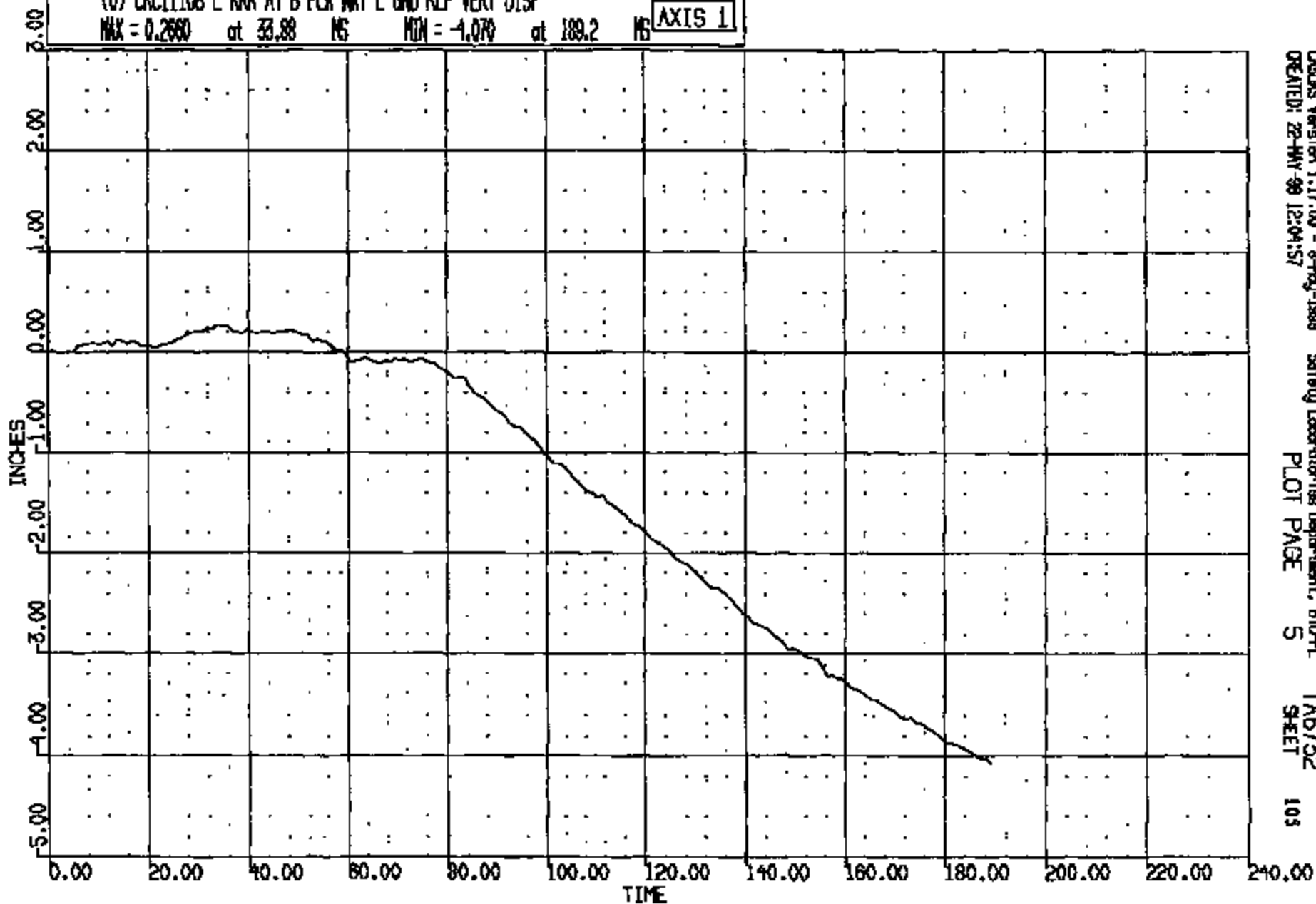
TAB732
SHEET

104

CRIS 0011108

CR R: 11108 TO: TA6732 DATE: 980520 15:10:50
1999 DN-101

(0) CRCL1108 L RKR AT B PLR WRT L GND REF VERT DISP
MAX = 0.2660 at 33.88 MS MIN = -4.070 at 189.2 MS **AXIS 1**



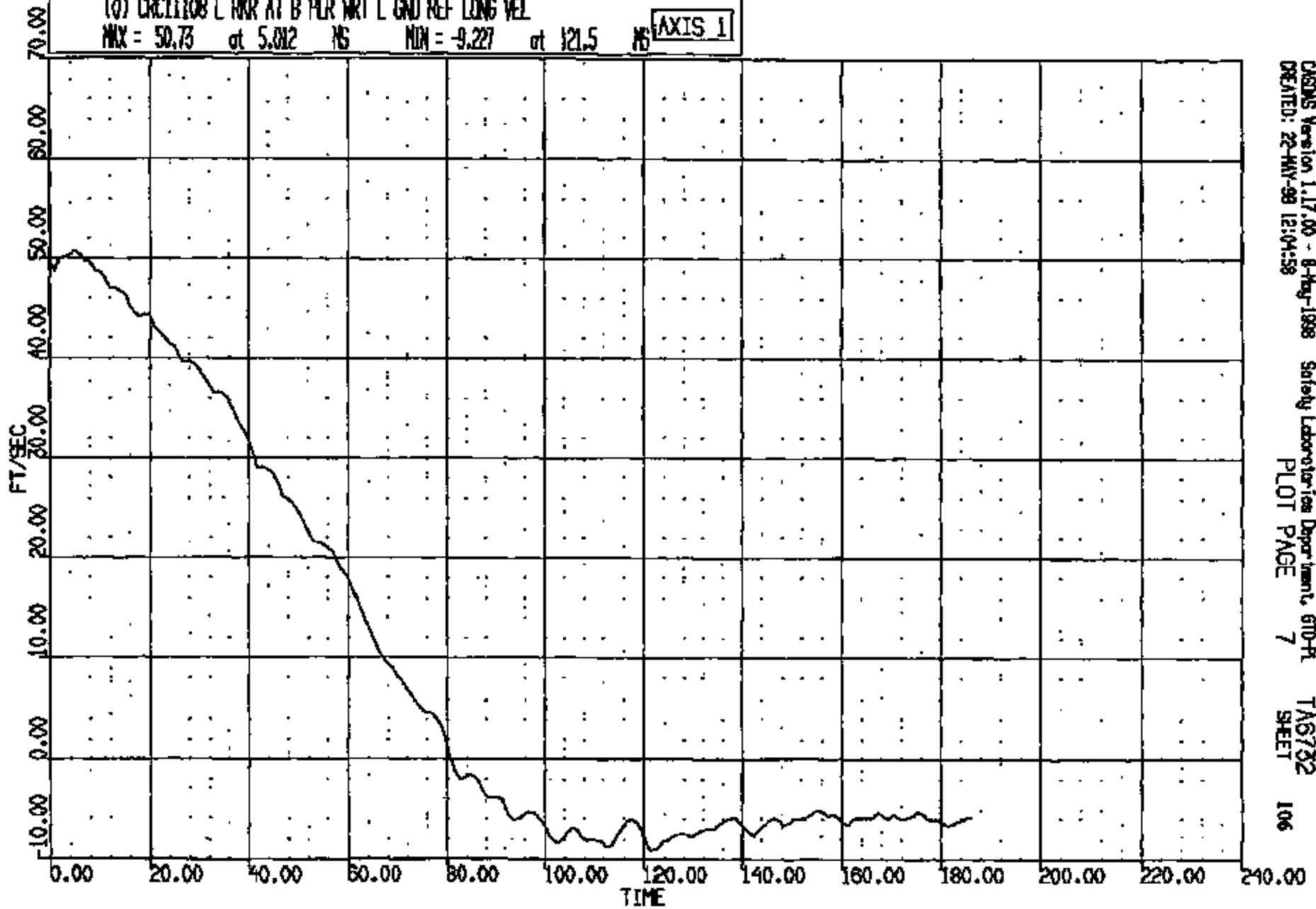
CASYS Version 1.17.00 - 8-May-1999 Safety Laboratories Department, BTD-PL
CREATED: 28-MAY-99 12:04:57 PLOT PAGE 5 TA6732 SHEET 105

CRTS 0011108

CR R: 11108 TO: TAG782 DATE: 880320 15:10:58
1988 DN-101

(0) CRCL1108 L RNR AT B PLR WRT L GND REF LONG VEL
MAX = 50.73 at 5.012 MS MIN = -9.227 at 121.5 MS

AXIS 1

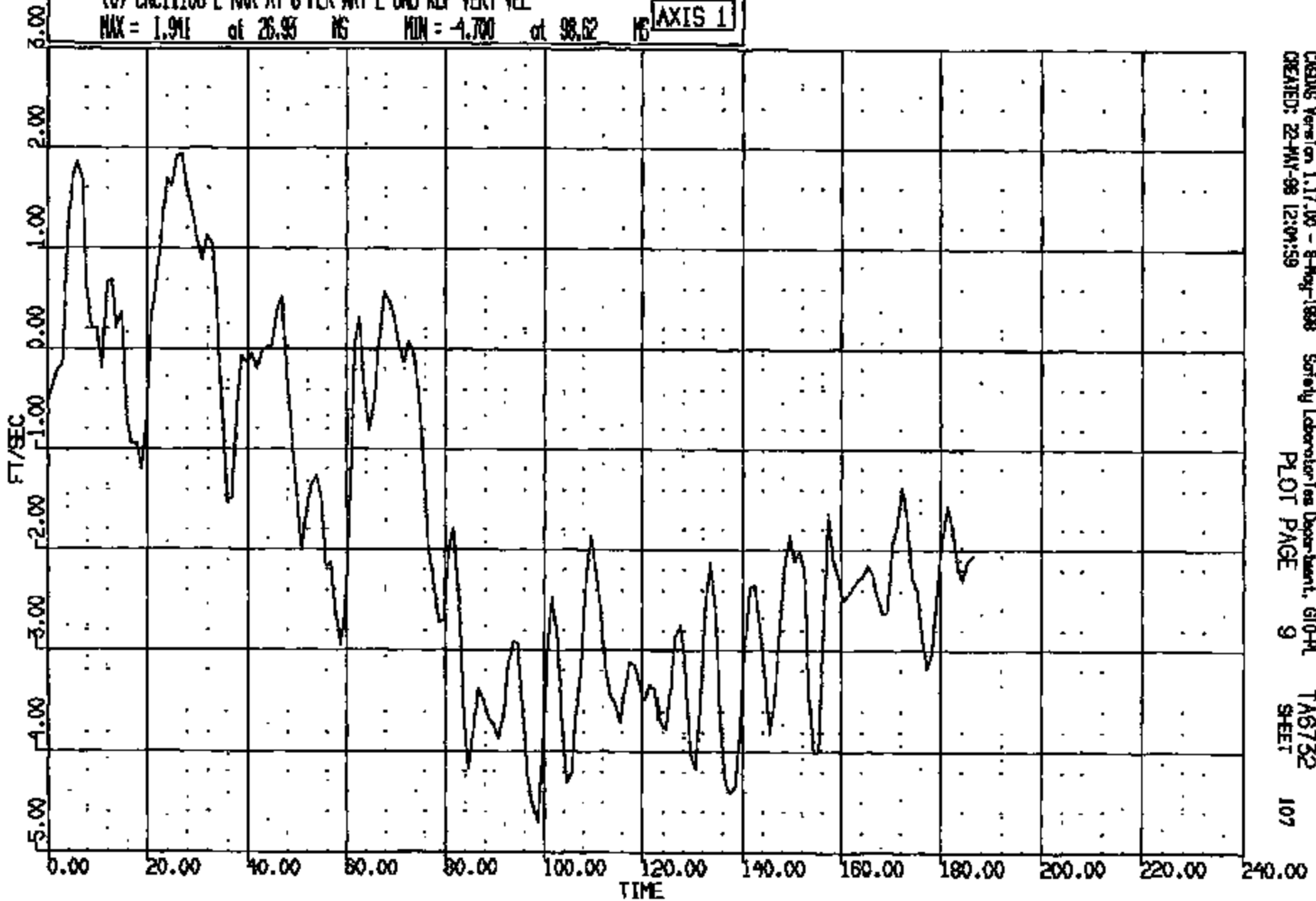


CASIMS Version 1.17.00 - 8-May-1988 Safety Laboratories Department, GMD-FI
CREATED: 22-MAY-88 12:04:58 PLOT PAGE 7 TAG782 SHEET 106

CRTS 0011108

CR R: 11108 TO: TA6732 DATE: 980520 16:10:58
1998 DN-101

(0) CH11108 L RWR AT B PLR WRT L GND REF VERT VEL
MAX = 1.91E at 26.95 MS MIN = -4.700 at 98.62 MS **AXIS 1**

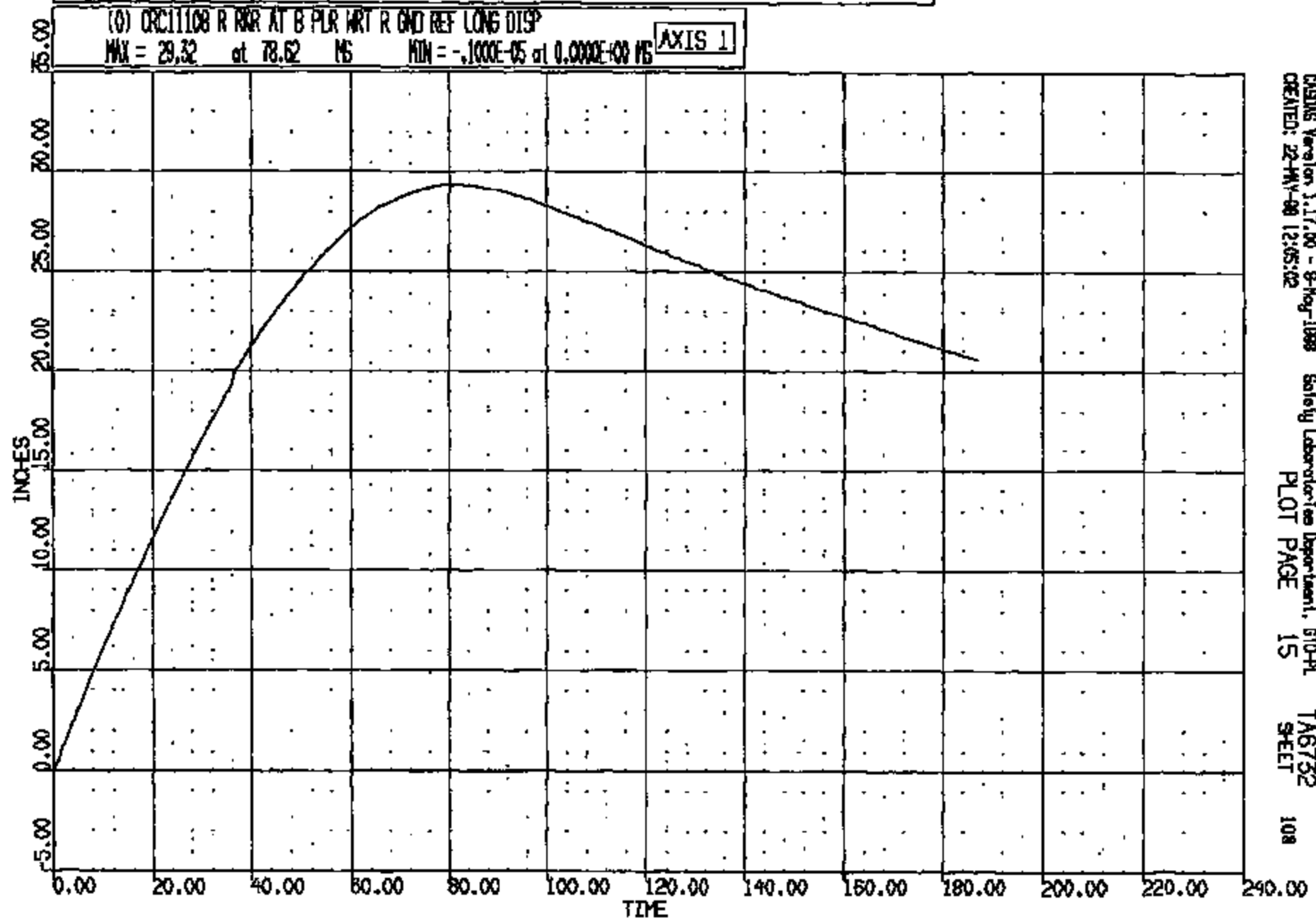


CRSING Version 1.17.00 - 8-May-1998 Safety Laboratory Department, G10-PL
CREATED: 22-MAY-98 12:04:59 PLOT PAGE 9 TA6732
SHEET 107

CRTS 0011108

CR R: 11108 TO: TA6732 DATE: 880520 15:10:58
1988 DN-101

(0) CRCT1108 R RNR AT B PLR WRT R AND REF LONG DISP
MAX = 29.32 at 78.62 MS MIN = -.1000E-05 at 0.0000E+00 MS **AXIS 1**

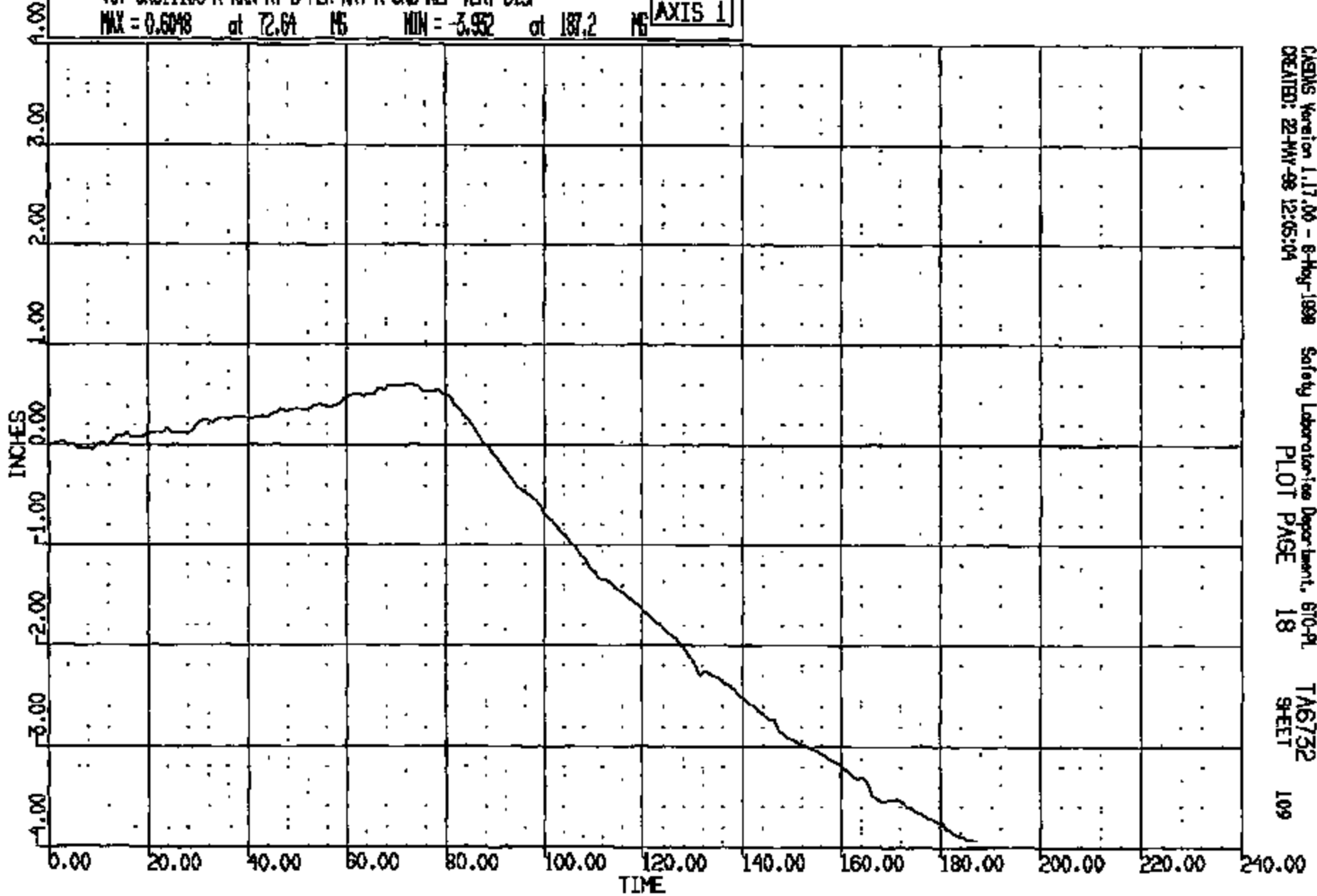


CRSING Version 1.17.00 - 8-Nov-1988 Safety Laboratories Department, 610-PL
CREATED: 22-MAY-88 12:05:02 PLOT PAGE 15 TA6732 SHEET 108

CRIS 0011108

CR R: 11108 TO: TAB732 DATE: 980520 16:10:58
1998 DN-101

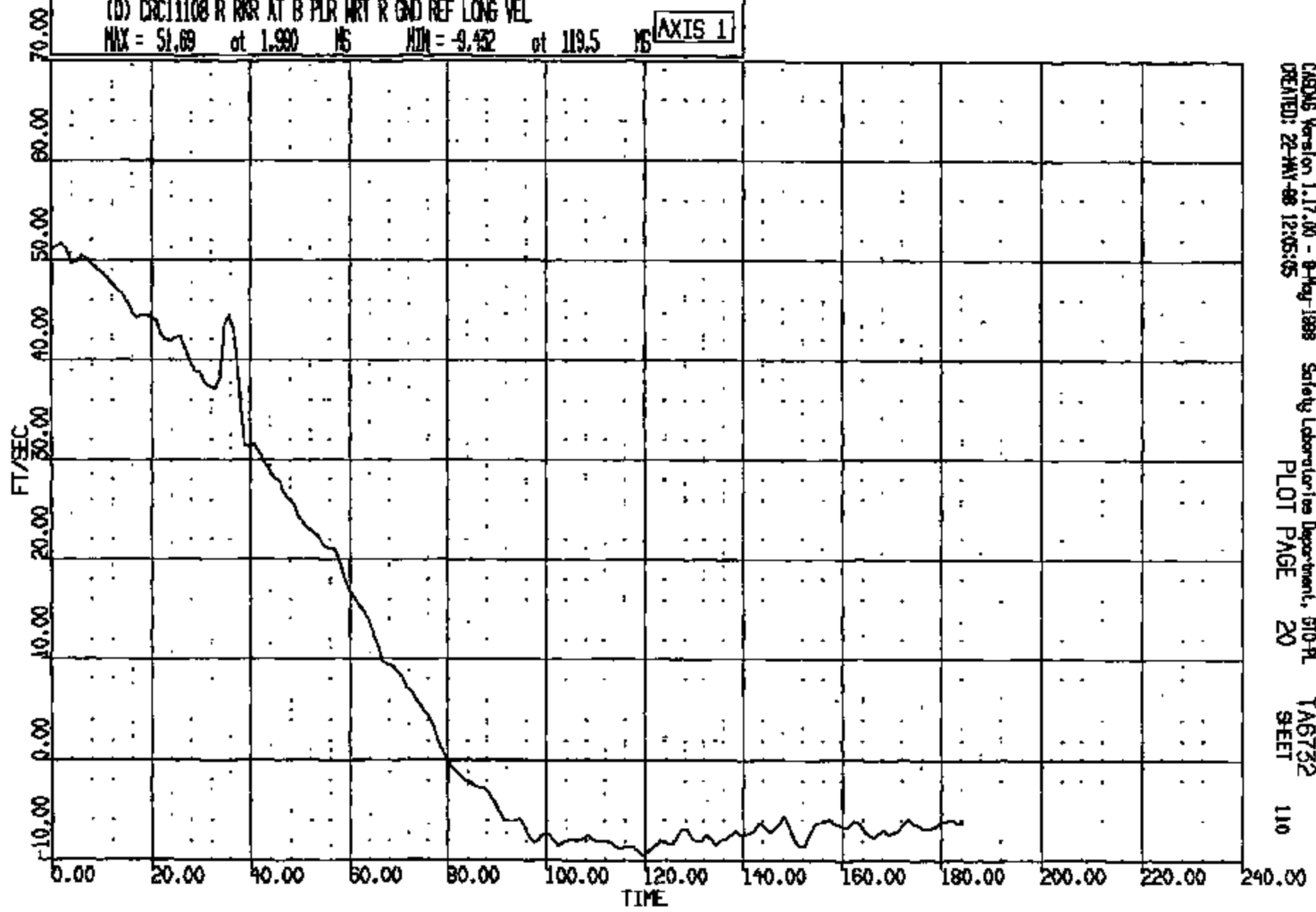
(0) CRCL1108 R RKR AT B PLR WRT R GND REF VERT DISP
MAX = 0.6048 at 72.64 MS MIN = -3.952 at 187.2 MS **AXIS 1**



CADDS Version 1.17.00 - 6-Aug-1998 Safety Laboratories Department, 610-PL
CREATED: 22-MY-98 12:05:04 PLOT PAGE 18 SHEET 109

CR R: 11108 TO: TA6732 DATE: 880520 15:10:58
1988 DN-101

(D) DDC11108 R RRR AT B PLR WRT R GND REF LONG VEL
MAX = 51.69 at 1.990 MS MIN = -9.432 at 119.5 MS AXIS 1

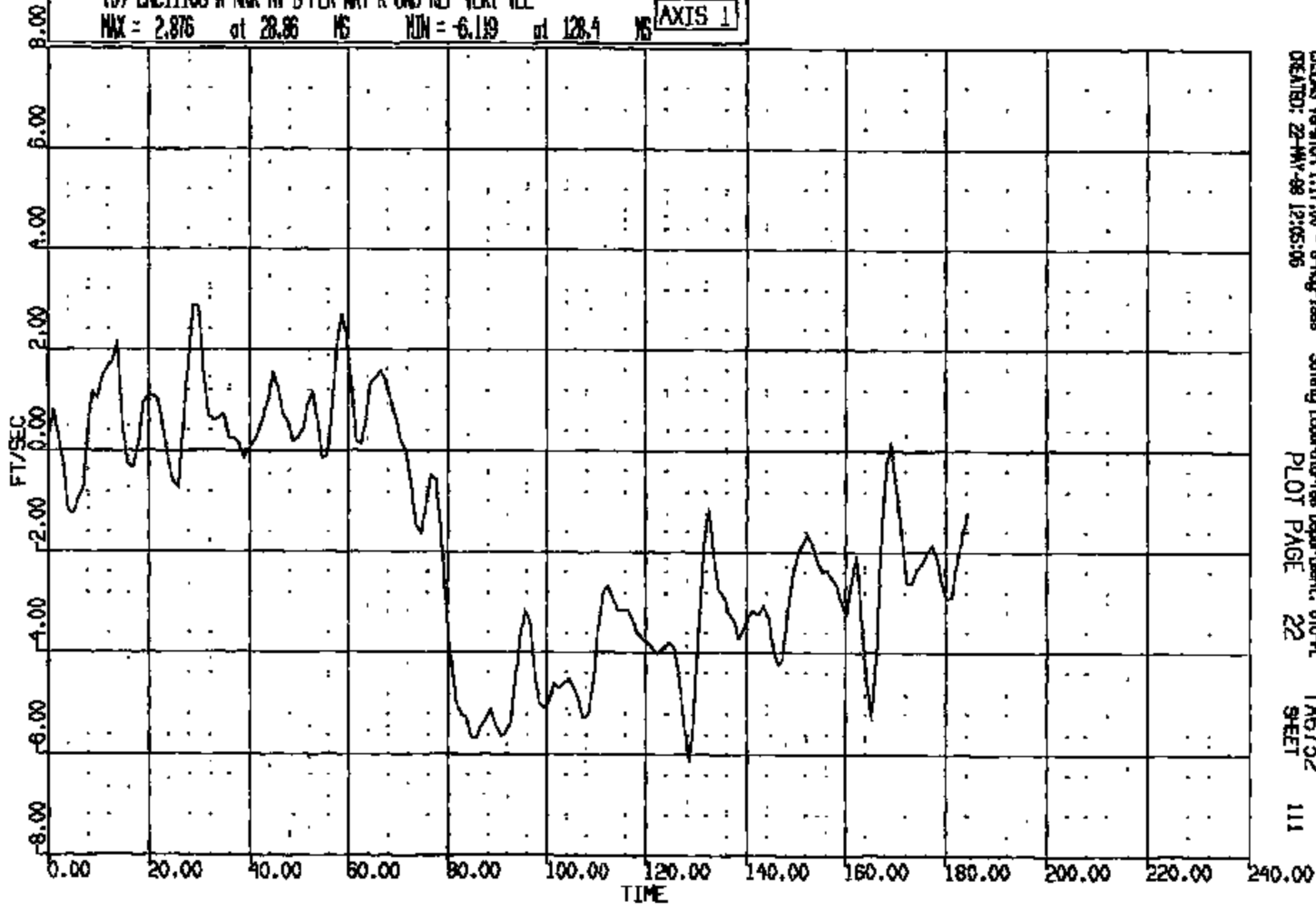


CASONS Version 1.17.00 - 8-May-1988 Safety Laboratories Department, 510-PL
CREATED: 22-MAY-88 12:05:05 PLOT PAGE 20 SHEET 110

CRTS 0011108

CR R: 11108 TO: TA6732 DATE: 98062 13:10:56
1999 DN-101

(0) CRIC11108 R ROR AT B PLR WRT R GND REF VERT VEL
MAX = 2.876 at 28.86 MS MIN = -6.119 at 128.4 MS **AXIS 1**

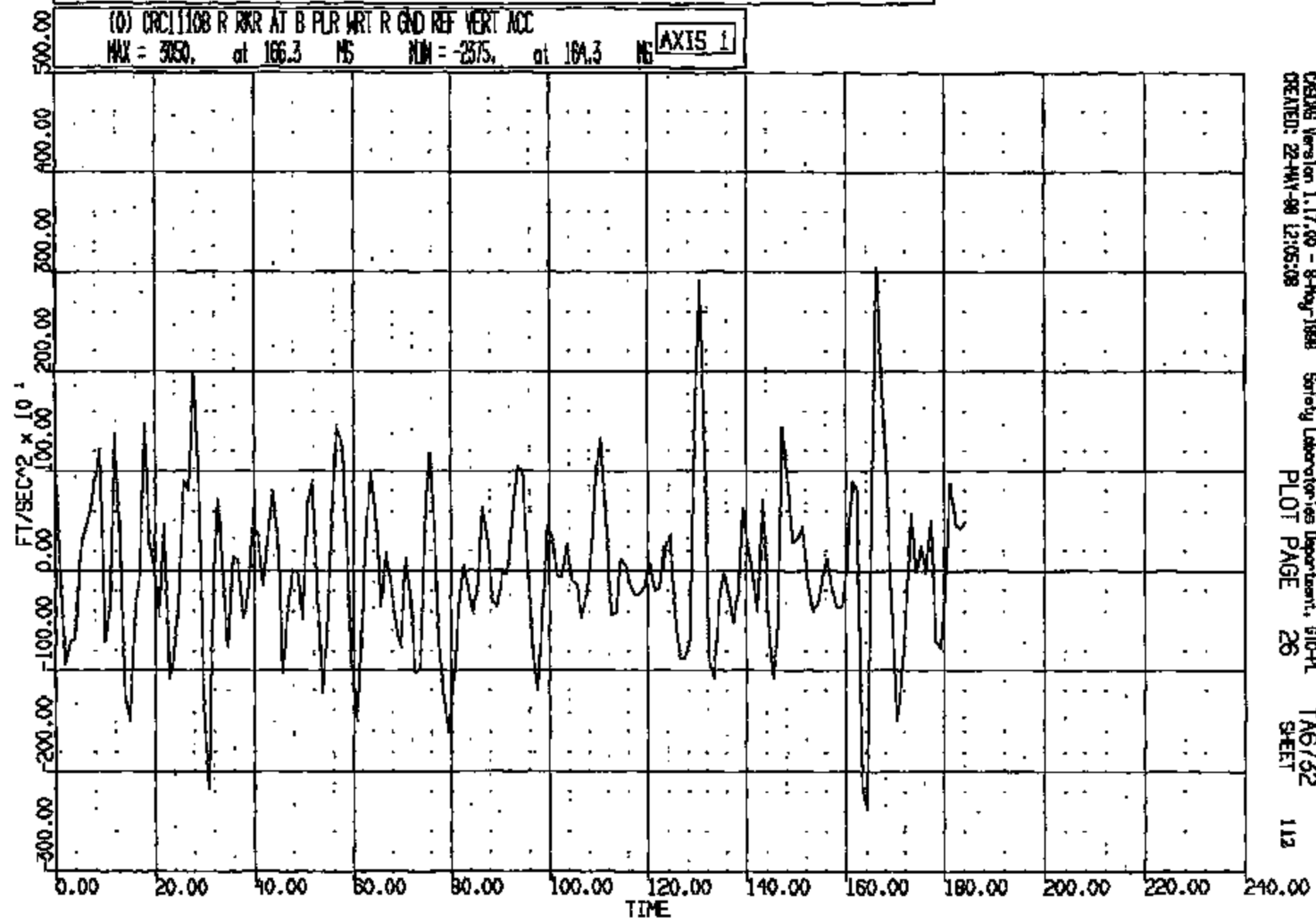


CASIMS Version 1.17.00 - 8-Kg-1998 Safety Laboratories Department, 610-PL
CREATED: 22-MAY-98 12:05:06 PLOT PAGE 22 TA6732 SHEET 111

CRTS 0011108

CR R: 11108 TO: TA6732 DATE: 980526 15:10:56
1998 DN-101

(0) CRCL1108 R RKR AT B PLR WRT R GND REF VERT ACC
MAX = 3050, at 166.3 MS MIN = -2375, at 164.3 MS **AXIS 1**

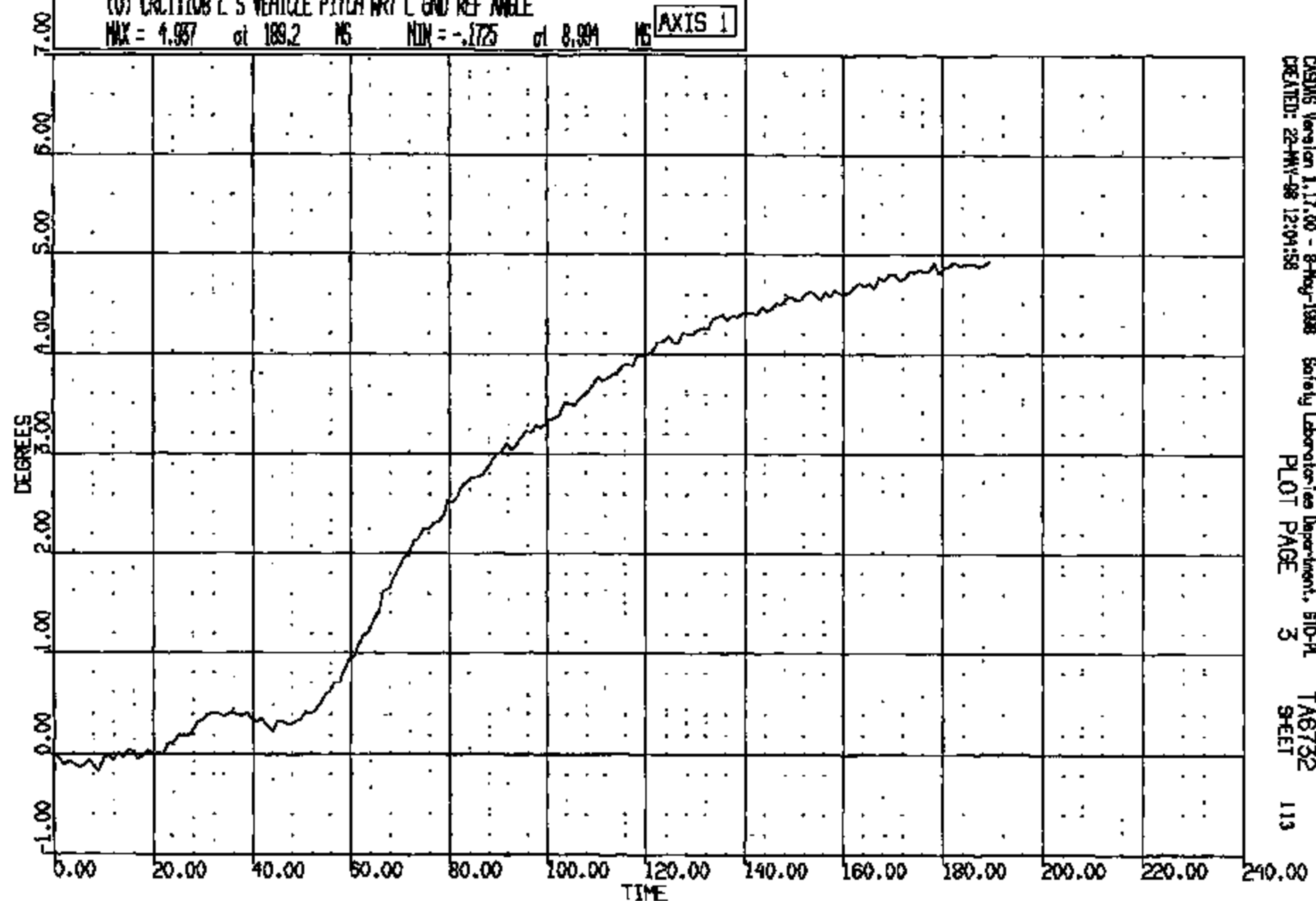


CAENIG Version 1.17.00 - 8-May-1998 Safety Laboratories Department, 510-PL
CREATED: 22-MAY-98 12:05:08 PLOT PAGE 26 TA6732
SHEET 112

CRTS 0011108

CR R: 11108 TO: TA6732 DATE: 080520 15:10:58
1998 DN-101

(0) CR011108 L'S VEHICLE PITCH WRT L GND REF ANGLE
MAX = 4.957 at 189.2 MS MIN = -.1725 at 8.994 MS **AXIS 1**

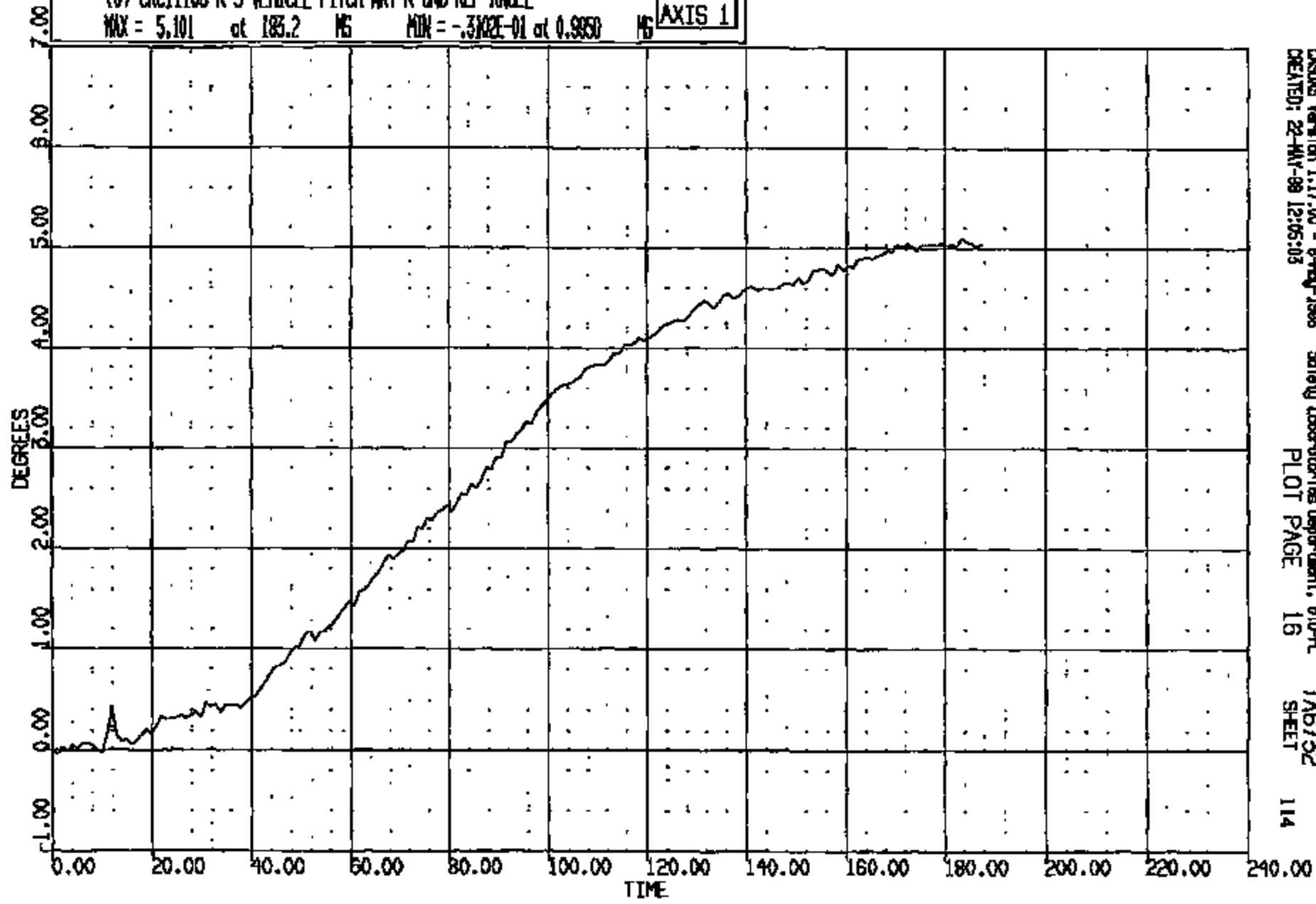


CRTS 0011108

CASIMS Version 1.17.00 - 8-May-1998 Safety Laboratories Department, SIO-PL
CREATED: 22-MAY-98 12:04:58 PLOT PAGE 3 TA6732 SHEET 113


CR R: 11108 TO: TA6732 DATE: 980520 15:10:58
1998 DN-101

(0) CRCL1108 R S VEHICLE PITCH WRT R END REF ANGLE
MAX = 5.101 at 183.2 MS MIN = -.3102E-01 at 0.9850 MS **AXIS 1**



CASONS Version 1.17.00 - 8-May-1988 Safety Laboratories Department, 610-A
CREATED: 22-MAY-98 12:05:03 PLOT PAGE 16 SHEET 114

CRTS 0011108



Name: 11108001.JPG

CRTS 0011108



Name :

11108002.JPG

CRTS 0011108



Name :

11108003.JPG

CRTS 0011108



Name: 11108004.JPG

CRTS 0011108



Name :

11108005.JPG

CRTS 0011108



Name: 11108006.JPG


CRIS 0011108



Name :

11108007.JPG

CRTS 0011108



Name :


11108008.JPG

CRTS 0011108




Name :

11108009.JPG




Name:

11168010.JPG



Name:


11108011.JPG



Name :

11108012.JPG


CRTS 0011108



Name:

11108013.JPG


CRTS 001108



Name :

11108014.JPG

CRTS 0011108



Name:


11108015.JPG

CRTS 0011108



Name: 11108016.JPG


CRTS 0011108



Name:


11108017.JPG

CRTS 0011108



Name:

11109018.jpg



Name |

11109019.JPG

CRIS 001108



Page 1

11108020.JPG

CRTS 0011108



Name: 11108021.JPG



6732

Name:

11108022.JPG


CRTS 0011108



Name:

11108023.JPG

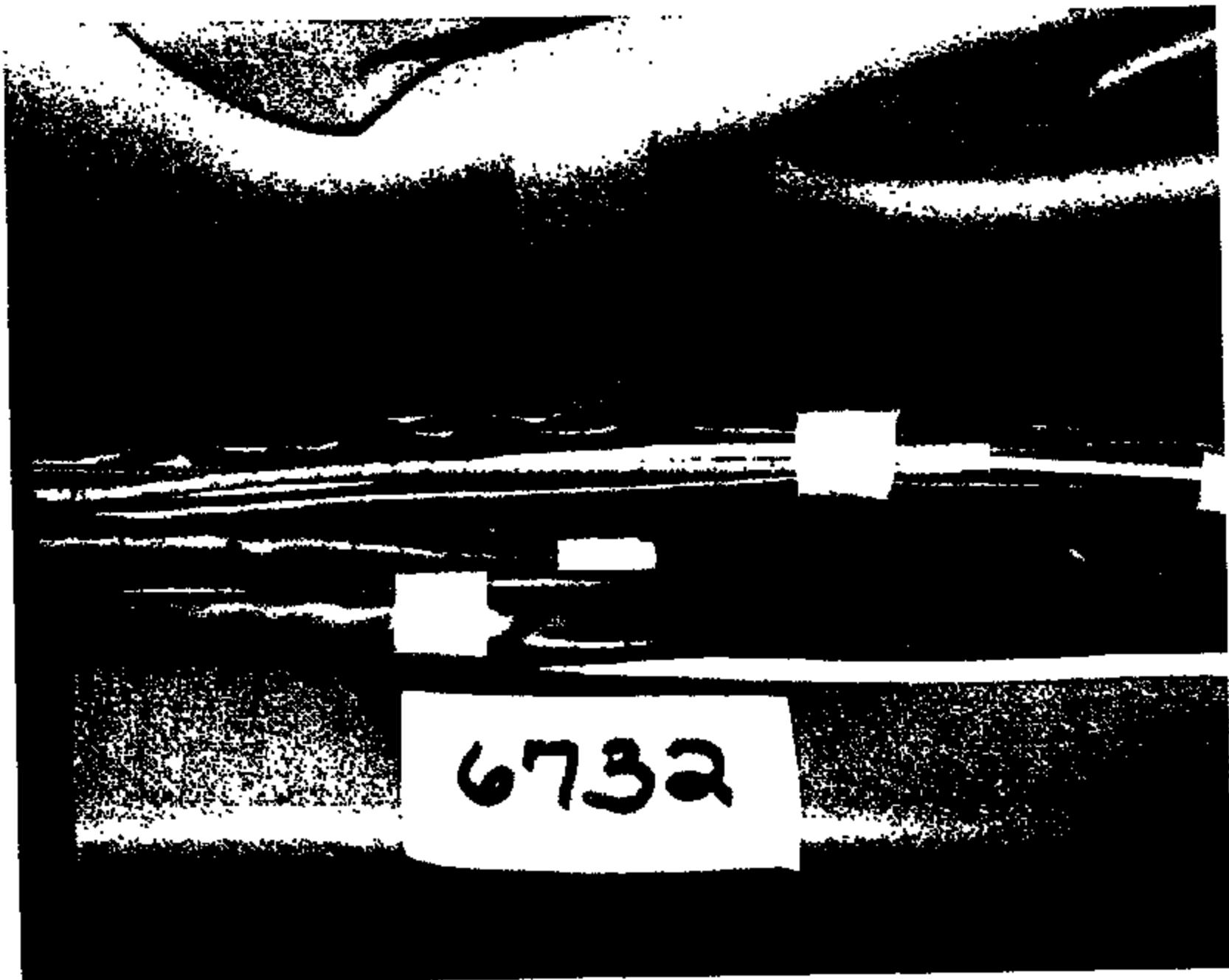
CRTS 0011108



Name:

11108024.JPG


CRTS 0011108



CRIS 001108

Name :

11108025.JPG



Name :

11108026.JPG

CRTS 0011108




Name : 11108027.JPG



Name: 11108028.JPG


CRTS 0011108



Name:

111B9029.JPG


CRTS 001108



Name:


11108030.JPG

CRTS 0011108



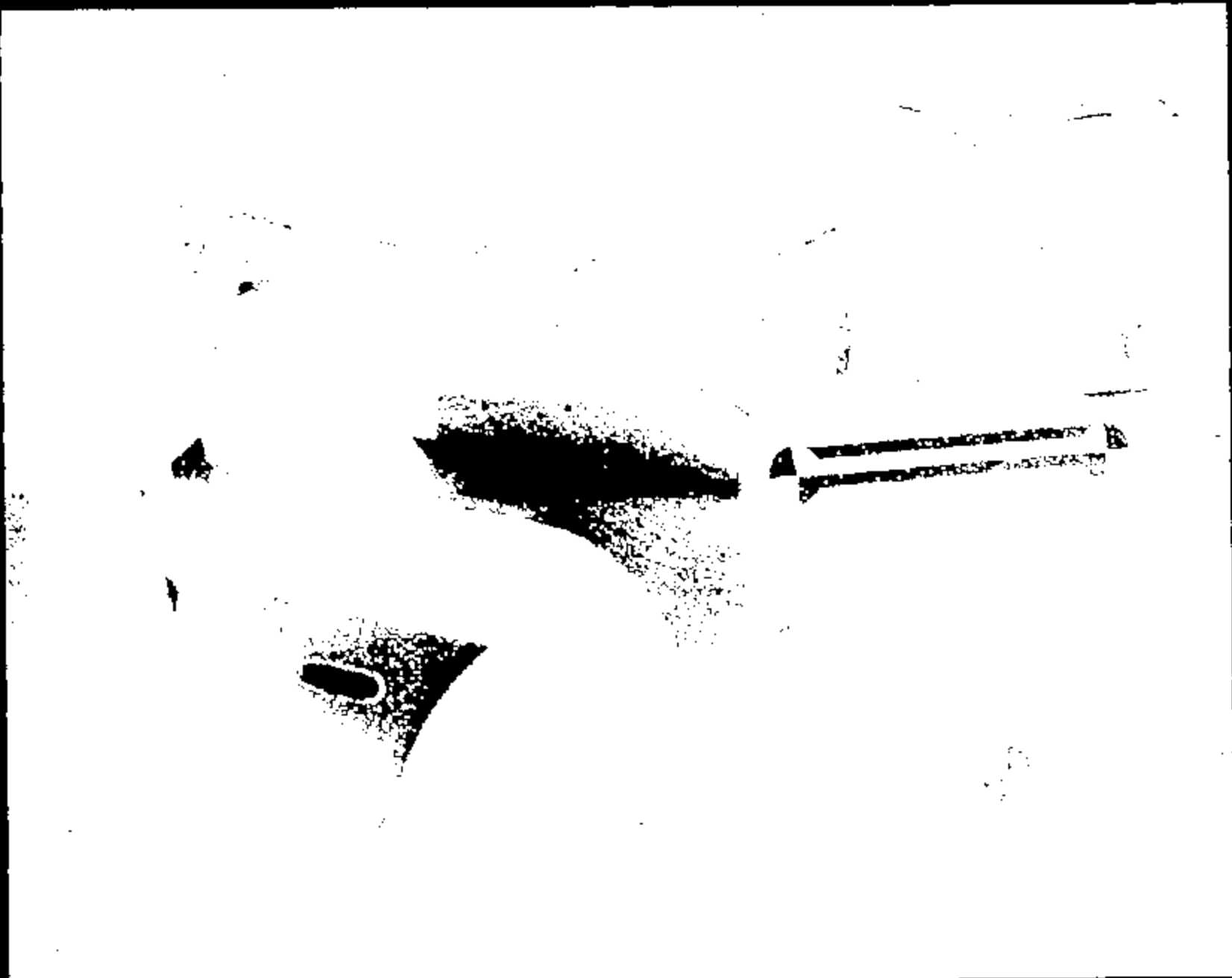
Name: 11108031.JPG

CRTS 0011108



Name: 11108032.JPG

CRTS 001108



Name:

11108033.JPG

CRTS 0011108



Name : 11108034.JPG





Image 1

11108035.JPG

CRIS 0011108



Name :

11108036.JPG

CRIS 0011108



Name : 11108037.JPG

CRTS 0011108



Name: 11108038.JPG

CRTS 0011108




Name :

11108039.JPG

CRTS 0011108



Name: 11108049.JPG



Name :

11108041.JF9



Name:

11108042.JPG

CRIS 0011108



Name:

11108043.JPG

CRIS 0011108



Name : 11108044.JPG




Name : 11108045.JPG



Image:

11108046.JPG

CRIS 0011108



Name:

11108047.JPG



Frame:

11108048.JPG


CRTS 0011108



Name :

11108049.JPG


CRIS 0011108



Name :

11108050.JPG

CRTS 0011108



Name:

11108081.JPG

CRTS 0011108



CRTS 0011108

Filename :

11108052.JPG



Image 1

-11108053.JPG

CRJTS 0011108



Name :

11108054.JPG


CRTS 0011108



Name :

11108055.JPG

CRIS 0011108



Name :

11108056.JPG

CRTS 0011108



CRTS 0011108

Name :

11108057.JPG



Image 1

11108058.JPG

CRTS 0011108



Image 1

11100059.JPG

CRJTS 0011108



Name:

11108050.JPG

CRTS 0011108



CRTS 0011108


Name :

11108061.JPG



Image :

11108062.JPG

 GTO Test Request		Requester/Coordinator (PROPS ID):	
		KEWING	
Testing Activity: Crash Barrier Test Lab		Date Submitted: 14-MAY-98	Requested Completion Date: 21-MAY-98
Requestor Reference Number: BT-25		Requester Reference Number:	
Test Title and / or Subject of Test: DN101 35mph Frontal Barrier Impact		Test conducted to certify control item compliance with Government Regulations:	
Billable Requestor Dept No.: T851 AV2216A		Worktask/Work Order Number: F14	Yes: <input type="checkbox"/> No: <input checked="" type="checkbox"/>
Billable Requestor PROPS ID: KEWING		Billable Requestor Name: KURT EWING	
<p>Complete the following two questions as indicated</p> <p>1 - Rational for not replacing this test by CAE Analysis</p> <p><input checked="" type="checkbox"/> No CAE Methodology or process available</p> <p><input checked="" type="checkbox"/> For CAE Correlation</p> <p><input type="checkbox"/> Insufficient confidence in CAE</p> <p><input type="checkbox"/> To obtain basis data for CAE</p> <p><input type="checkbox"/> Replacement or improvement of existing Test</p> <p><input type="checkbox"/> Testing is Outlier</p> <p><input type="checkbox"/> Mandatory or Regulatory</p> <p><input type="checkbox"/> Certification</p> <p><input type="checkbox"/> Development test for FBS</p> <p><input type="checkbox"/> Not applicable</p> <p>Other:</p> <p>(Check appropriate boxes)</p>			
<p>2 - What is the expected Test Outcome:</p> <p><input checked="" type="checkbox"/> Results will meet DVP/WOR requirements</p> <p><input type="checkbox"/> System Component will not meet Test specification</p> <p><input type="checkbox"/> Unknown</p> <p><input type="checkbox"/> Above is Based on CAE?</p> <p>Other:</p> <p>(Check appropriate boxes)</p>			
<p>Test Purpose/Test Procedure or Description of Test:</p> <p>T657-BT-25 Front Barrier Collision Test - Occupant Crash Protect (Interim Prod)</p>			
<div style="border: 2px solid black; padding: 5px; display: inline-block;"> <p>"RECORD COPY"</p> <p>Schedule No. <u>7-7-12</u></p> <p>Retain Until <u>2018</u></p> </div>			
Signature Approvals (As Required for Control Purpose)			
Requesting Engineer <u>KURT EWING</u>		Testing Engineer _____	
Requesting Supervisor/Manager <u>JM BOLAND</u>		Testing Supervisor _____	

BARRIER TEST REQUEST

TA6732

TEST OBJECTIVE: DEVELOPMENT, OCCUPANT PERFORMANCE
 IMPACT SPEED (MPH) = 38
 TEST PROCEDURE: ST-25
 IMPACT TEST VEHICLE FRONTALLY INTO 90 DEGREE RIGID BARRIER.

TEST VEHICLE TAG: 879W249
 TEST VEHICLE VIN: 1FAPR2L0WG109166
 MODEL: DNF101
 MODEL YEAR: 1999
 TASK NO.: F14
 BILLABLE DEPT.: T361
 PDL: CDC-0857

FUEL: TYPE= NONE FLL LEVEL (GAL.) = 0

TIRE PRESSURE (PSI): FRONT = 30 REAR = 30 SPARE = NA
 CURB WEIGHT (LBF.): FRONT = 2181 REAR = 1163 TOTAL = 3344
 TEST WEIGHT (LBF.): FRONT = 2289 REAR = 1595 TOTAL = 3884
 +/- = 28

RISE HEIGHTS (IN.): FRONT = LEVEL RKR +/- = TO GROUND REAR = LEVEL RKR +/- = TO GROUND

WEIGH UP INSTRUCTIONS:

MAY REMOVE: EXHAUST, DECK LID, DOOR GLASS, INTERIOR TRIM, FUEL TANK.
 DO NOT PLACE WEIGHT: FRONT FOOTWELLS, OR UNDERHOOD LOCATIONS OTHER THAN IN ENGINE (SEE BELOW).
 MAX ADD TO ENGINE: 75 LBF.
 LOAD TO TEST WEIGHT & LEVEL ROCKERS WRT GROUND.
 SPRING INSERTS ACCEPTABLE.

OCCUPANT TYPE: LEFT FRONT = HYBRID 3 50TH %
 RIGHT FRONT = HYBRID 3 50TH %

DUMMY POSITIONING: ST-25 DRIVER FOOT-REST: YES

SEAT POSITIONING:

	LONG	VERT	BACK ANGLE (DEG.)	PKG CHK.
LEFT FRONT =	MID	FULL DWN	22.7 (SPR/FRAME)	Y
RIGHT FRONT =	MID	FULL DWN	23.6 (SPR/FRAME)	Y

Handwritten signature and date: 5/20/98

NOTE TO PACKAGE LAB: PLEASE RECORD BODY COORDINATES OF ROCKER @ B-PILLAR TGT ALSO.

RESTRAINTS USAGE:

	BELT	PYRO BELT	FRT BAG	BIDE BAG
LEFT FRONT =	X		X	
RIGHT FRONT =	X		X	

SENSOR SYSTEM: REMOTE DEPLOY @ 12 ms. MONITOR SENSOR OUTPUTS.

BARRIER TEST REQUEST

TA5732

DIMENSIONAL ANALYSIS: NONE

STILL PHOTO: STANDARD PRE & POST TEST

HIGH SPEED FILM:

OFFBOARD			ONBOARD		
1	RIGHT	OVERALL			
2	RIGHT	A-PILLAR FORWARD	1	RIGHT	RETRACTOR
3	RIGHT	DUMMY KINEMATICS	2	RIGHT	D-RING
4	LEFT	OVERALL	3	RIGHT	OVER SHOULDER
5	LEFT	A-PILLAR FORWARD	4	LEFT	RETRACTOR
6	LEFT	DUMMY KINEMATICS	5	LEFT	D-RING
7	OVERHEAD	OVERALL	6	LEFT	OVER SHOULDER
8	OVERHEAD	A-PILLAR FORWARD			
9	PIT	A-PILLAR FORWARD			
TOTAL OFFBOARD =			9	TOTAL ONBOARD =	
				9	

FILM ANALYSIS:

LEFT ROCKER DISP. & VELOCITY @ B-PILLAR WRT GROUND. ✓
 RIGHT ROCKER DISP. & VELOCITY @ B-PILLAR WRT GROUND. ✓
 LEFT DUMMY HEAD DISP. & VELOCITY WRT LEFT ROCKER @ B-PILLAR. ✓
 RIGHT DUMMY HEAD DISP. & VELOCITY WRT RIGHT ROCKER @ B-PILLAR. ✓
 VEHICLE PITCH
 VEHICLE DROP

DIGITIZED FILM:

OFFBOARD	3	RIGHT	DUMMY KINEMATICS
OFFBOARD	6	LEFT	DUMMY KINEMATICS

SPECIAL BUILD INSTRUCTIONS:

- 1 UPDATE DRIVER AIR BAG (315d, 2x10" telhars, 2x50mm vent)
- 2 UPDATE PASSENGER AIR BAG (2.5mph, -22, 2x50mm vent)
- 3 UPDATE RIGHT & LEFT FRONT SEAT BELT ASSEMBLIES (DRIVER: 9.6mm dia. CFR; PASS: 9.3mm dia. CFR)
- 4 REMOVE EXHAUST DECKLID, SIDE WINDOW GLASS.
- 5 UPDATE FRONT BUMPER TO RA120 MATERIAL BEAM.

CONTACTS:

	NAME	PHONE	PAGER
REQUESTOR:	K. EWING	24-89185	KEM
BLD. COORD:	B. FAGANO	32-30945	BFAG
SUPERVISOR:	K. ARTHURS	39-05100	KART

File: TA5732, Tab: REQUEST
 Revised: 05/14/88
 Printed: 05/14/88, 3:08 PM

Page 2 of 2

Created By: K. Ewing, 24-89185

CRTS 0011108

Program: DN101

SENSOR MAP

Engineer: Mike Aron



TAG 732

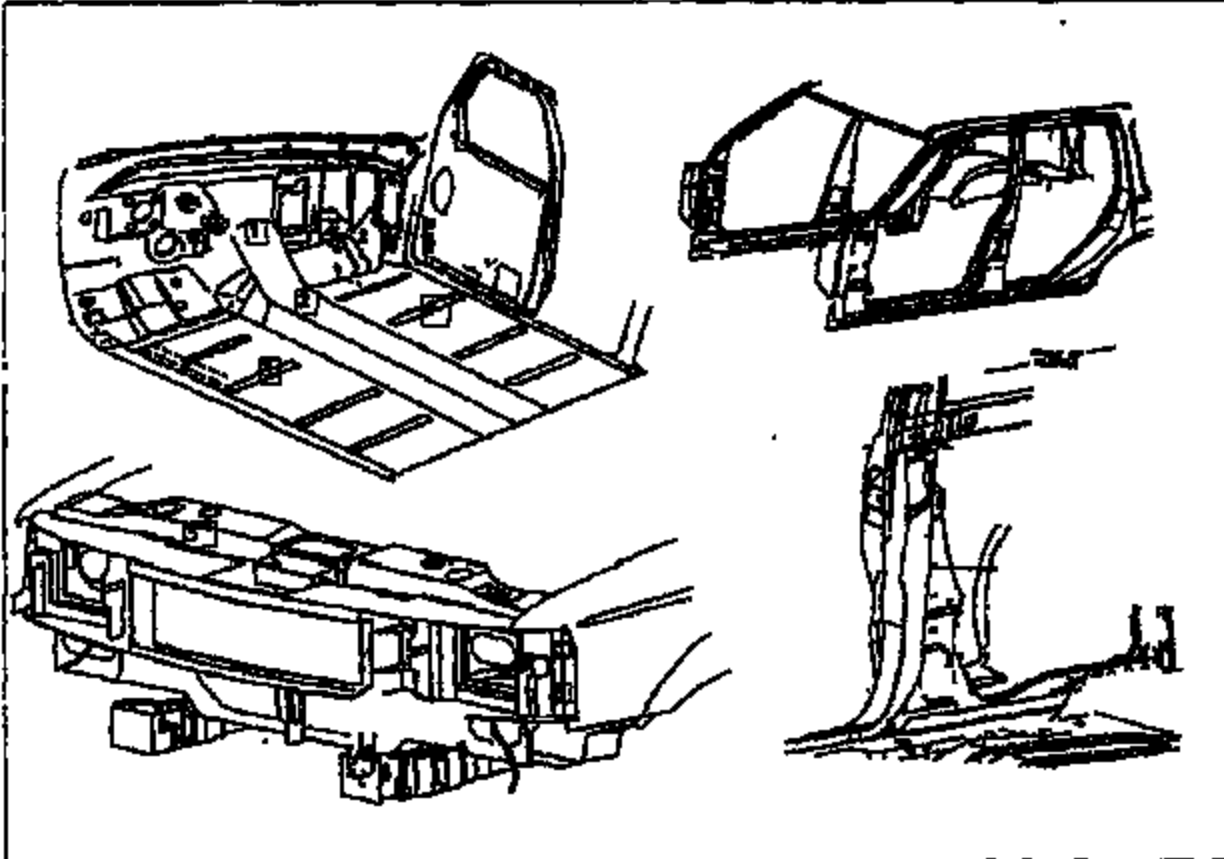
Build level: 6 star

Test Mode:



Date: 5/14/98

Time: 2:00 PM



1	FRY_FLUID_PAN_0_V1 (LMB NOT location)	AC01	Interrogator	ISAC X	2	0002	INT2-111
		AC02		ISAC Y	2		
		AC03		Analog X	2.5		
		AC04		Analog Y	2.5		
		AC05		Crash #1	2		
		AC06		Crash #2	2		
		AC07		Rollro	2.3		
		AC08		Steer	5		
		AC09					

DELETE
 (circled stamp) 5/19/98

Erin Kammitz 481802
 AVT Restraints

DN101star5.xls
 5/14/98

DUMMY MEASUREMENT REPORT
CRASH BARRIER

NUMBER 11108
TEST ORDER NUMBER TA6732

DUMMY POSITION LEFT
DUMMY ABBREV 50H3

FRONT

ABSOLUTE MEASUREMENTS (INCH)	MEASUREMENT
LEG (HYB II)/KNEE (HYB III) TO INST PANEL LEFT	3.60
LEG (HYB II)/KNEE (HYB III) TO INST PANEL RIGHT	3.50
ROCKER TARGETS TO GROUND FRONT	7.30
ROCKER TARGETS TO GROUND REAR	7.40
NOSE TO STEERING WHEEL	14.20
NOSE TO INSTRUMENT PANEL	
INSTRUMENT PANEL TO TORSO	
STEERING WHEEL TO TORSO	7.20
STEERING WHEEL TOP LEGS	1.70
KNEE SPREAD OS-OS (HYB II)/CL-CL (HYB III)	7.30
SEAT BACK ANGLE	22.30
PELVIC ANGLE	20.60
HEAD ANGLE	0.50
ROCKER ANGLE	0.60
NECK BRACKET ANGLE	7.00
BUMPER TARGET TO GROUND	

RELATIVE MEASUREMENTS (INCH)	WRT FRNT RKR TGT
HEAD LAT	14.60
HEAD VERT	32.50
HEAD LONG	12.10
SHOULDER LAT	
SHOULDER VERT	
SHOULDER LONG	
H-POINT LAT	10.20
H-POINT VERT	11.60
H-POINT LONG	8.10
O/S KNEE BOLT LAT	11.90
O/S KNEE BOLT VERT	16.60
O/S KNEE BOLT LONG	-6.60

DUMMY MEASUREMENT REPORT
CRASH BARRIER

ROW NUMBER 11108 DUMMY POSITION RIGHT FRONT
TEST ORDER NUMBER TA6732 DUMMY ABBREV 50E3

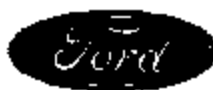
ABSOLUTE MEASUREMENTS (INCH)	MEASUREMENT
LEG (HYB II) / KNEE (HYB III) TO INST PANEL LEFT	3.70
LEG (HYB II) / KNEE (HYB III) TO INST PANEL RIGHT	3.50
ROCKER TARGETS TO GROUND FRONT	7.50
ROCKER TARGETS TO GROUND REAR	7.20
NOSE TO STEERING WHEEL	
NOSE TO INSTRUMENT PANEL	21.90
INSTRUMENT PANEL TO TORSO	17.60
STEERING WHEEL TO TORSO	
STEERING WHEEL TOP LEGS	
KNEE SPREAD OS-OS (HYB II) / CL-CL (HYB III)	7.80
SEAT BACK ANGLE	22.90
PELVIC ANGLE	22.60
HEAD ANGLE	0.50
ROCKER ANGLE	0.30
NECK BRACKET ANGLE	4.50
BUMPER TARGET TO GROUND	

RELATIVE MEASUREMENTS (INCH)	WRT FRT RKR TGT
HEAD LAT	15.60
HEAD VERT	37.80
HEAD LONG	13.10

SHOULDER LAT
SHOULDER VERT
SHOULDER LONG

H-POINT LAT	11.30
H-POINT VERT	11.80
H-POINT LONG	8.50

O/S KNEE BOLT LAT	12.50
O/S KNEE BOLT VERT	15.90
O/S KNEE BOLT LONG	-6.80



"RECORD COPY"
 Schedule No. 7-7-12
 Retain Until 2018
~~CONFIDENTIAL~~

FINAL TEST REPORT

**Global Test Operations
 Advanced Vehicle Technology**

TO:	J. Boland	Test Order No.	T-A6731
		Work Task W. O. No.	F14
		Test Date	5/22/98
		Date Reported	8/5/98
		Sheet	1 of 97

SUBJECT: Crash Test 11111 (90° Front Fixed Barrier Impact at 35.1 ± 0.4 mph, 56.5 ± 0.8 km/h) - 1999 Taurus (DN-101) 4-Door Sedan

REQUESTED BY: Vehicle Safety and CAE Department, Advanced Vehicle Technology -
 K. Ewing

OBJECT: To obtain development data relative to FMVSS 308 and 301.

**SUMMARY OF
 TEST RESULTS:**

- See Section 1.0 for injury criteria data.
- See Section 2.0 for fuel spillage data.


 Concur. **R. Burns**
 Section Supervisor
 Operations Engineering Section


R. House
 Test Development Engineer

VEHICLE DATA:

Make and Model 1999 Taurus (DN-101) 4-Door Sedan

ID Numbers 1FAFP62U6WG169196, 579-T-950, DC9904

Power Train 3.0L, EFI, Automatic Transaxle

Fuel Tank(s) Usable Capacity: 16.0 gal (60.6L)
Test Condition: The "run dry" tank was filled with 3.0 gallons (11.4L) of red-dyed Stoddard solvent.

Front Seat(s) Type: Bucket
Cover: Cloth
Tracks/Position: Manual/Mechanical Mid
Seat Backs/Position: Adjustable/LF: 29.1° Rear of Vertical,
RF: 22.8° Rear of Vertical
Head Restraints/Position: Adjustable/Up

Restraint System LF: 3-Point Continuous Loop Active Belt and
Steering Wheel Air Bag
RF: 3-Point Continuous Loop Active Belt and
Instrument Panel Air Bag

Occupants LF & RF: 50th Percentile Male, Hybrid III,
Instrumented

Test Weight Front: 2252 lb (1022 kg)
Rear: 1607 lb (729 kg)
Total: 3859 lb (1750 kg)

Tires Front: P205/65R15 30 psi (207 kPa)
Rear: P205/65R15 30 psi (207 kPa)
Spare: Removed

Significant Content or Accessories: Air Conditioning, Power Steering, Power Brakes, Tilt Steering Wheel

GENERAL TEST COMMENTS:**1. Test Procedure**

The test was performed according to the following Corporate test procedure(s):

- Fixed Barrier Collision, T657-ST-14 dated July 17, 1996.
- CFI and EFI Fuel Systems Stoddard Solvent Fill, ST-11 REF. 4.
- Occupant Crash Protection, T657-ST-25 dated July 17, 1996.

2. Remarks

Crash movies, pre- and post- crash still images of the test vehicle and copies of this report are available through the Operations Engineering Section, Safety Laboratories Department, GTO. The crash still images are stored and archived on CD ROMs. The file names of the still images are listed under crash number and a three digit sequence number which are 11111001 through 11111061.

TEST RESULTS:**1.0 Occupant Injury Data (FMVSS 208)**

	<u>L. F. Dummy</u>	<u>R. F. Dummy</u>
Head Injury Criteria (HIC)	827	845
Interval		
t1	60 ms	66 ms
t2	96 ms	102 ms
Chest resultant acceleration level at 3 ms cumulative duration	37 g	37 g
Chest Deflection (Hybrid III)	1.8 in	1.0 in
Peak axial compression load:		
Left femur	842 lb	856 lb
Right femur	687 lb	748 lb
Peak axial tension load:		
Left femur	168 lb	93 lb
Right femur	117 lb	97 lb
Dummy contained within the vehicle during the crash	Yes	Yes

Time histories of the dummy instrumentation are included in this report.

Time histories of the dummy dynamic displacements obtained from Film Analysis are included in this report.

Time histories of the air bag/sensor(s) are included in this report.

Time histories of any requested derived data (i.e. integrations, etc.) were given to the requesting activity and are not included in this report.

2.0 Fuel System Integrity (FMVSS 301)

The fuel system held pressure during a post-crash pressure check.

3.0 Vehicle Crush, Film Analysis and/or Instrumentation Data

	<u>Maximum Dynamic Longitudinal Crush</u>	
	<u>in.</u>	<u>(mm)</u>
Left Side	30.1	(765)
Right Side	30.6	(777)

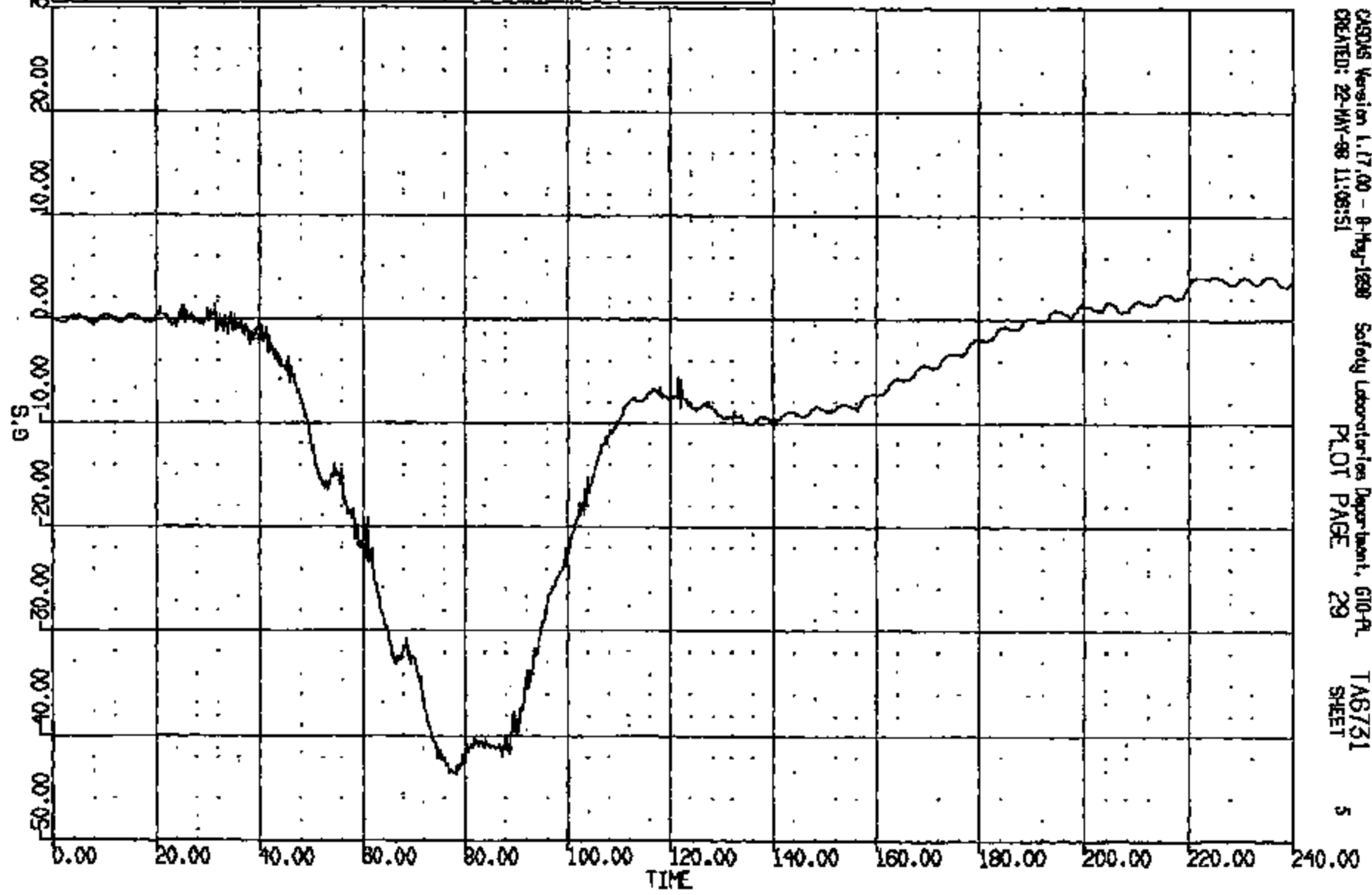
Time histories of the vehicle accelerations and other instrumentation are included in this report.

Time histories of vehicle dynamic displacements obtained from Film Analysis are included in this report.

Time histories of any requested derived data (i.e. integrations, etc.) were given to the requesting activity and are not included in this report.

DR R: 11111 TO: TAB731 DATE: 960322 10:19:15
1999 DN-101

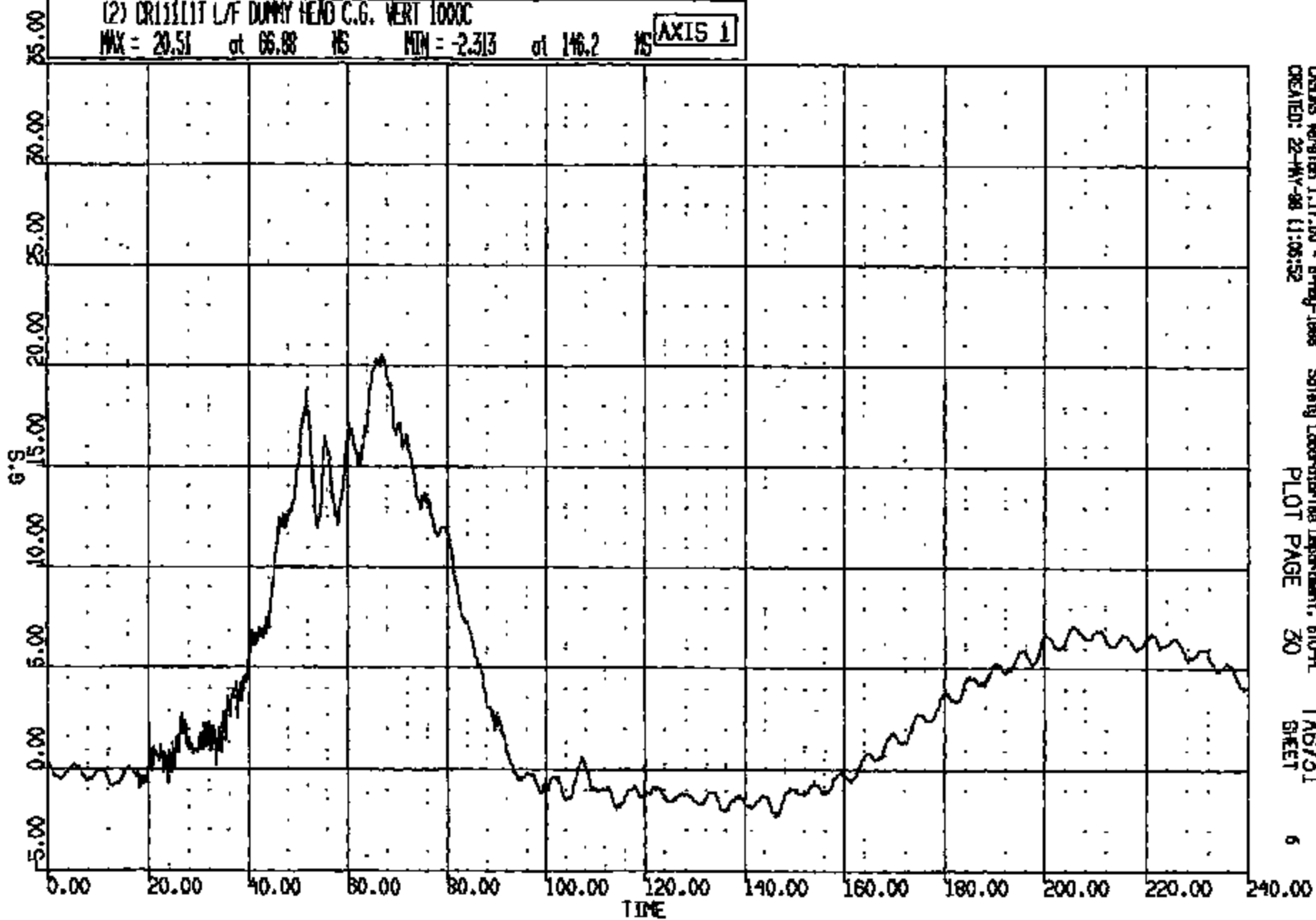
(1) CR1111T L/F DUMMY HEAD C.G. LONG 1000C
MAX = 4.259 at 255.6 MS MIN = -43.60 at 78.24 MS **AXIS 1**



CRTS 0011111

CR R: 11111 TO: TAB731 DATE: 980522 10:19:15
1998 DN-101

(2) CRISLIT L/F DUMMY HEAD C.G. VERT 1000C
MAX = 20.51 at 66.88 MS MIN = -2.313 at 146.2 MS AXIS 1



CRS0NS Version 1.17.00 - 9-May-1998 Safety Laboratories Department, SID-PL
CREATED: 22-MY-98 11:05:52 PLOT PAGE 30 TAB731 SHEET 6

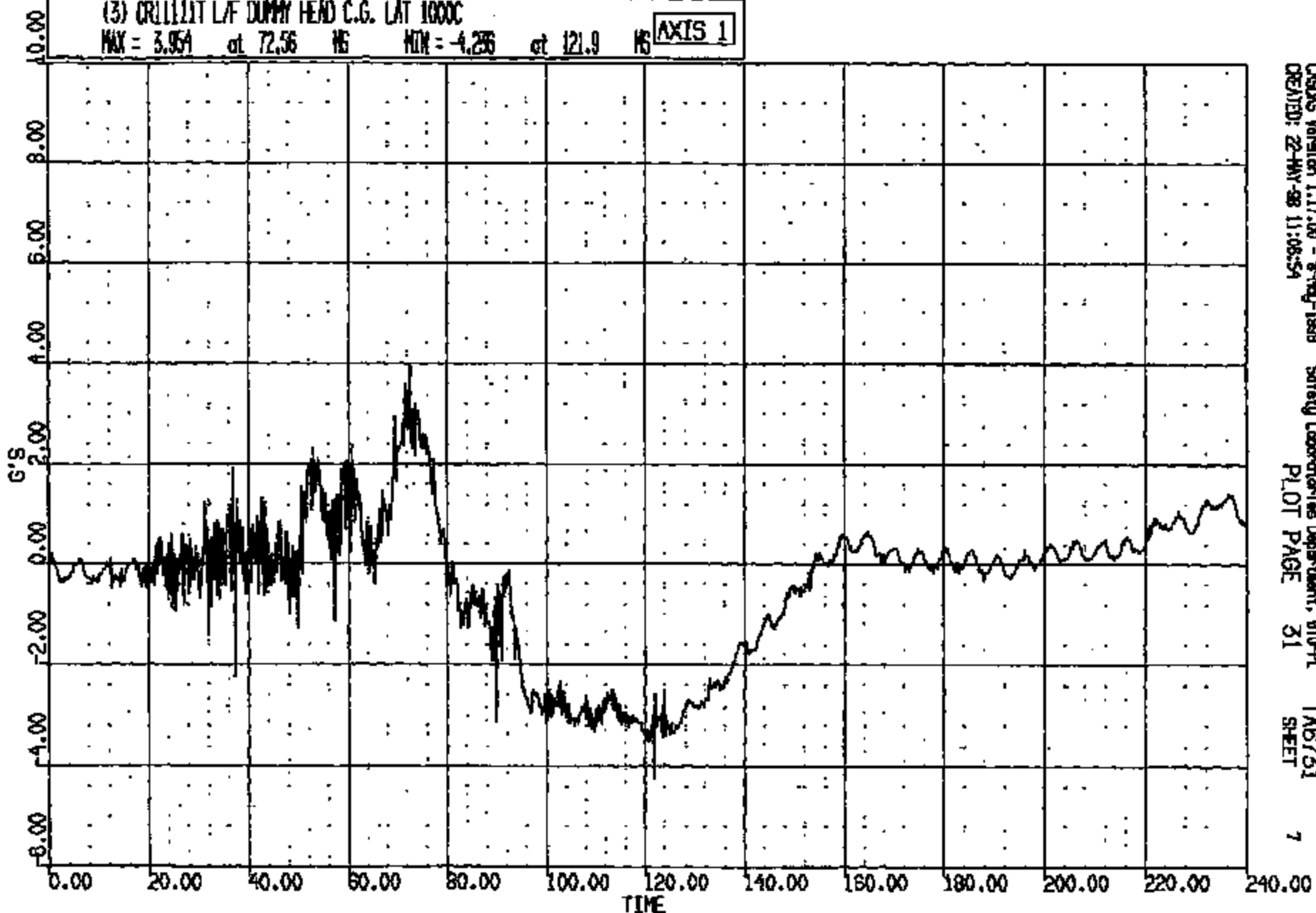
CRIS 0011111

CR R: 11111 TO: TA6731 DATE: 880522 10:18:16
1988 DN-101

(3) CR11111 L/F DUMMY HEAD C.G. LAT 1000C

MAX = 3.954 at 72.56 MS MIN = -4.235 at 121.9 MS

AXIS 1



CRSUS Version 1.17.00 - 8-May-1988
CREATED: 22-MAY-88 11:08:54

Safety Laboratories Department, 810-PL
PLOT PAGE 31

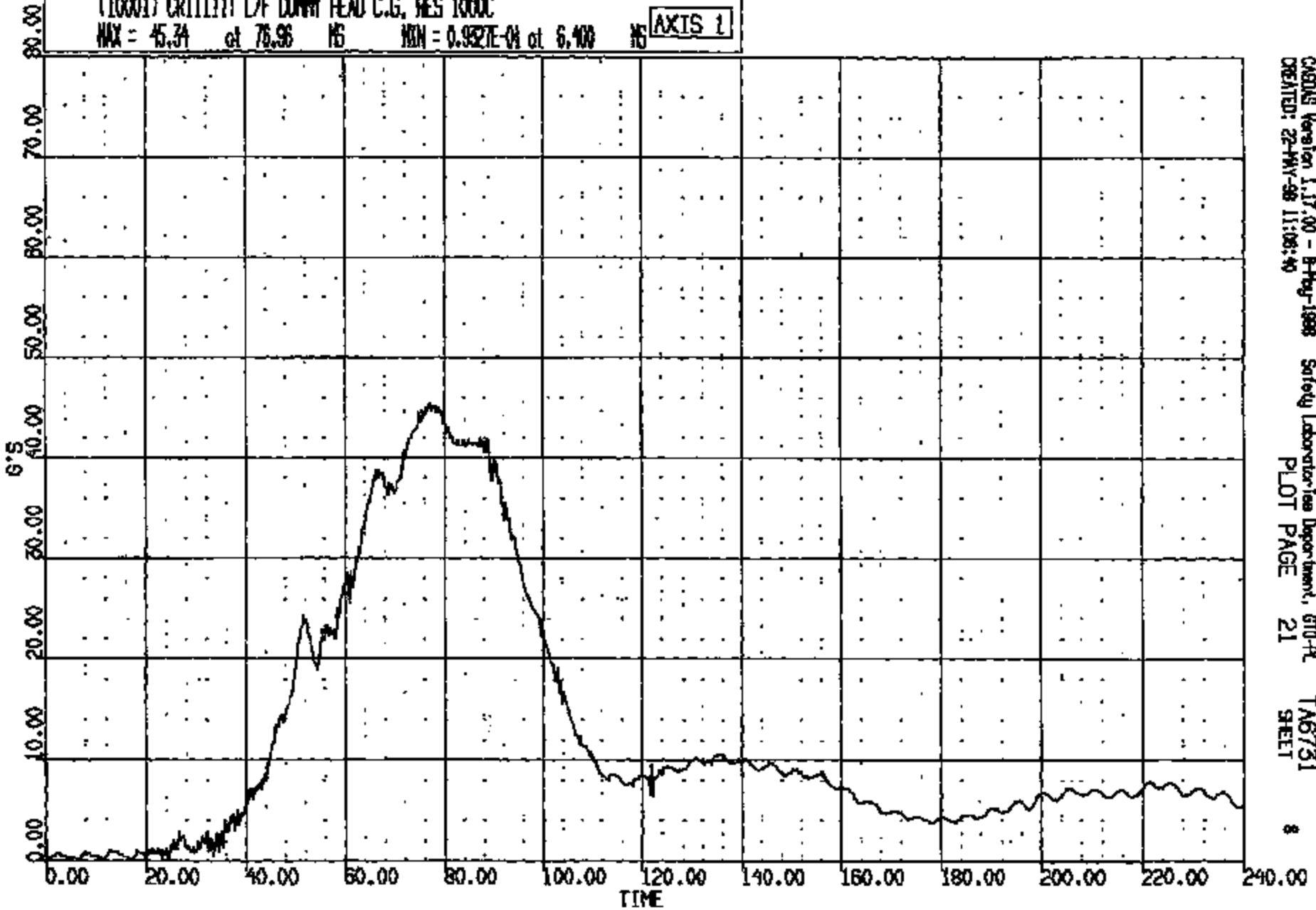
TA6731
SHEET

7

CRTS 001111

CR R: 11111 TO: TA6731 DATE: 980522 10:19:16
 IHC00 DZ: 101
 IHC00: 340.0 DUR: 240.0 T1/T2: 50.0 // 101.0
 IHC00: 327.0 DUR: 50.0 T1/T2: 50.0 // 99.0
 IHC00: 179.0 DUR: 15.0 T1/T2: 72.8 // 87.8

(1000) CRILLIT L/F DUNNY HEAD C.G. RES 1000C
 MAX = 45.34 at 75.95 MS MIN = 0.9327E-04 at 6.400 MS AXIS 1

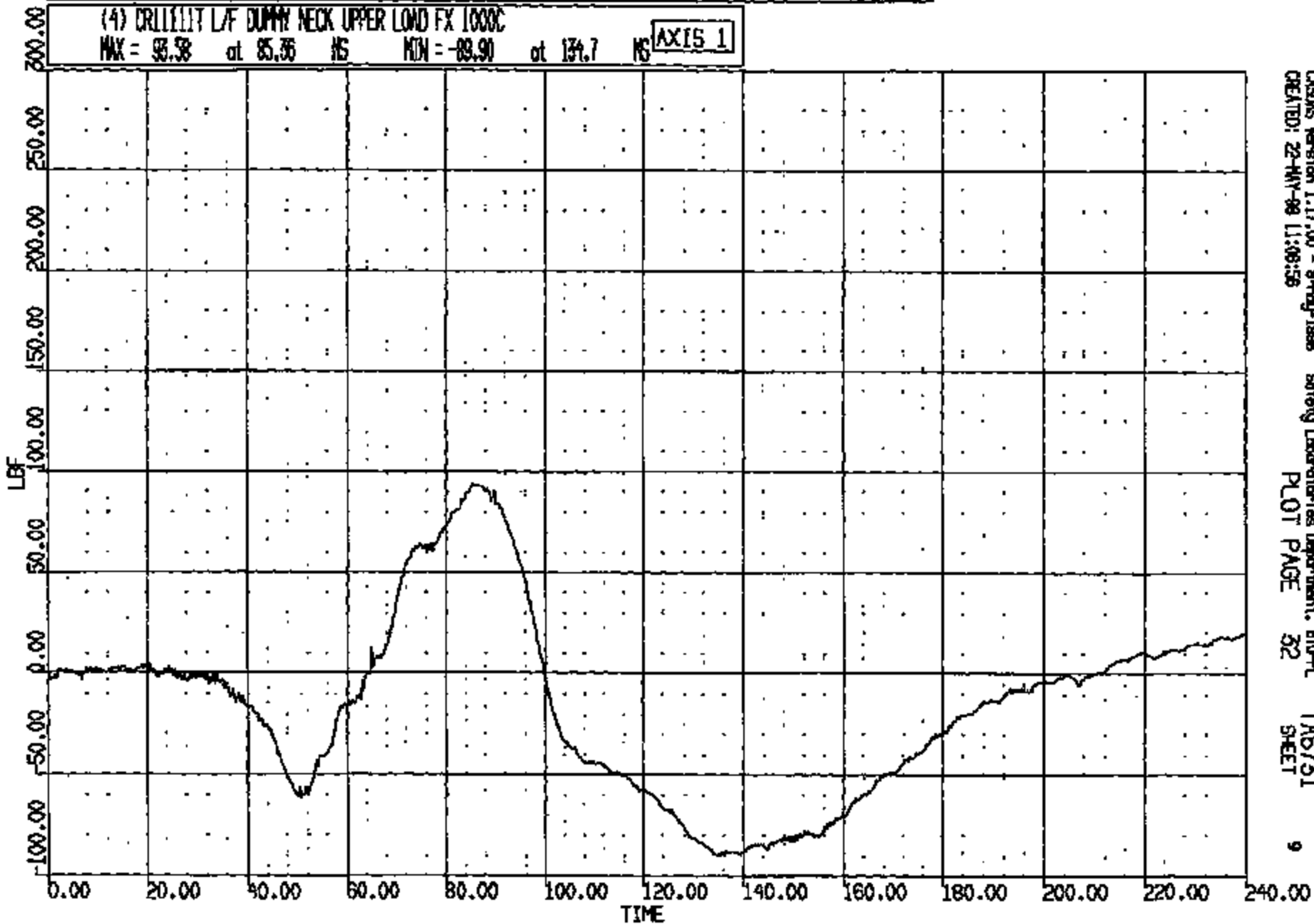


CADINS Version 1.17.00 - 8-Feb-1998 Safety Laboratories Department, 610-PL TA6731
 CREATED: 22-MAY-98 11:08:40 PLOT PAGE 21 SHEET 8

CRTS 0011111

CR R: 1&111 TO: TA6751 DATE: 980522 10:19:16
1998 DN-101

(4) CR111111 L/F DUMMY NECK UPPER LOAD FX 1000C
MAX = 95.58 at 85.35 MS MIN = -89.90 at 134.7 MS **AXIS 1**

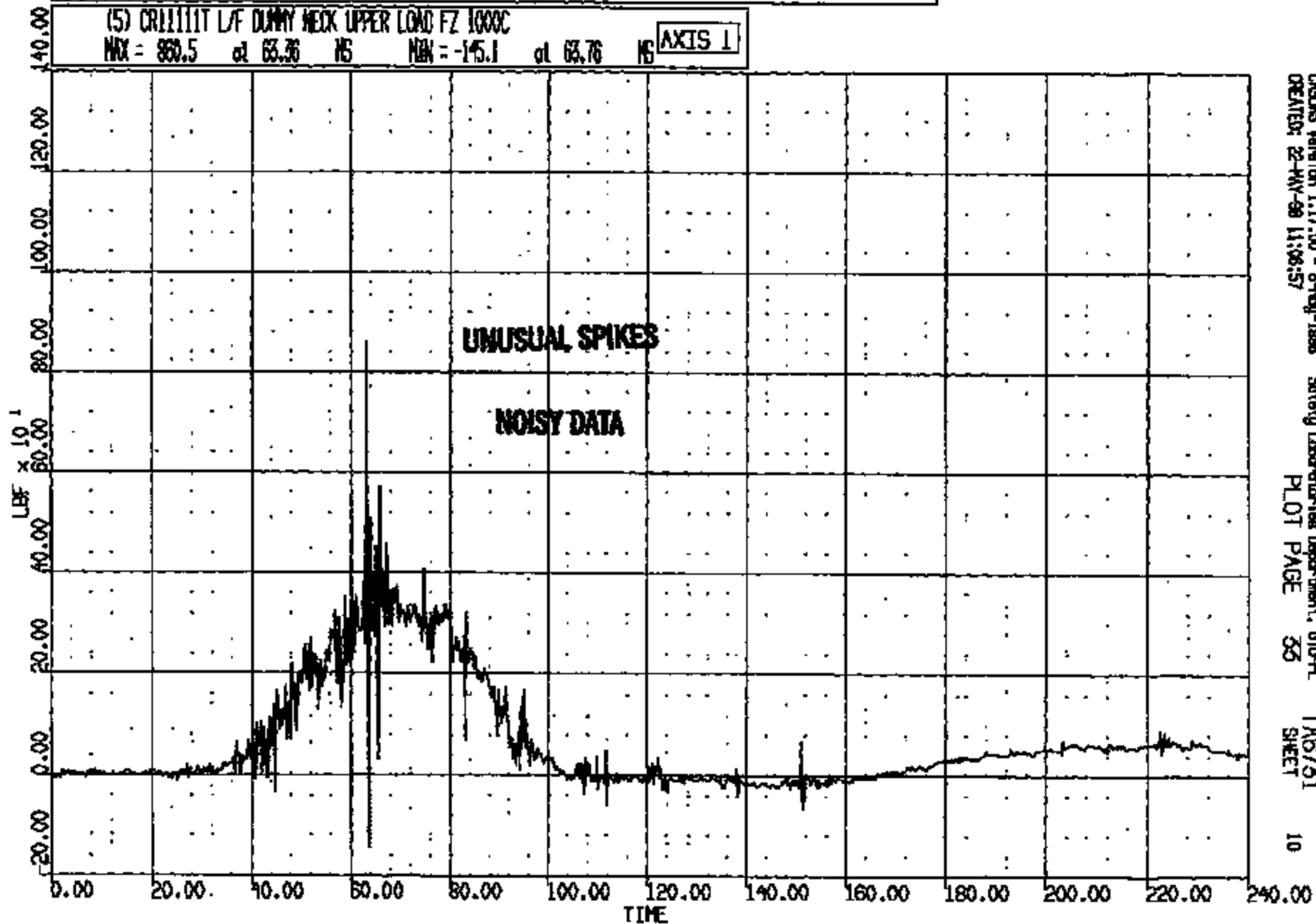


CR R: 11111 TO: TA6751 DATE: 980522 10:19:16
1998 DN-101

(5) CR11111T L/F DUMMY NECK UPPER LOAD FZ 1000C

MAX = 869.5 at 63.76 MS MIN = -15.1 at 63.76 MS

AXIS 1



CRJONS Version 1.17.00 - 8-May-1998
CREATED: 22-MAY-98 11:06:57

Safety Laboratories Department, GPO-PL
PLOT PAGE 35

TA6751
SHEET

10

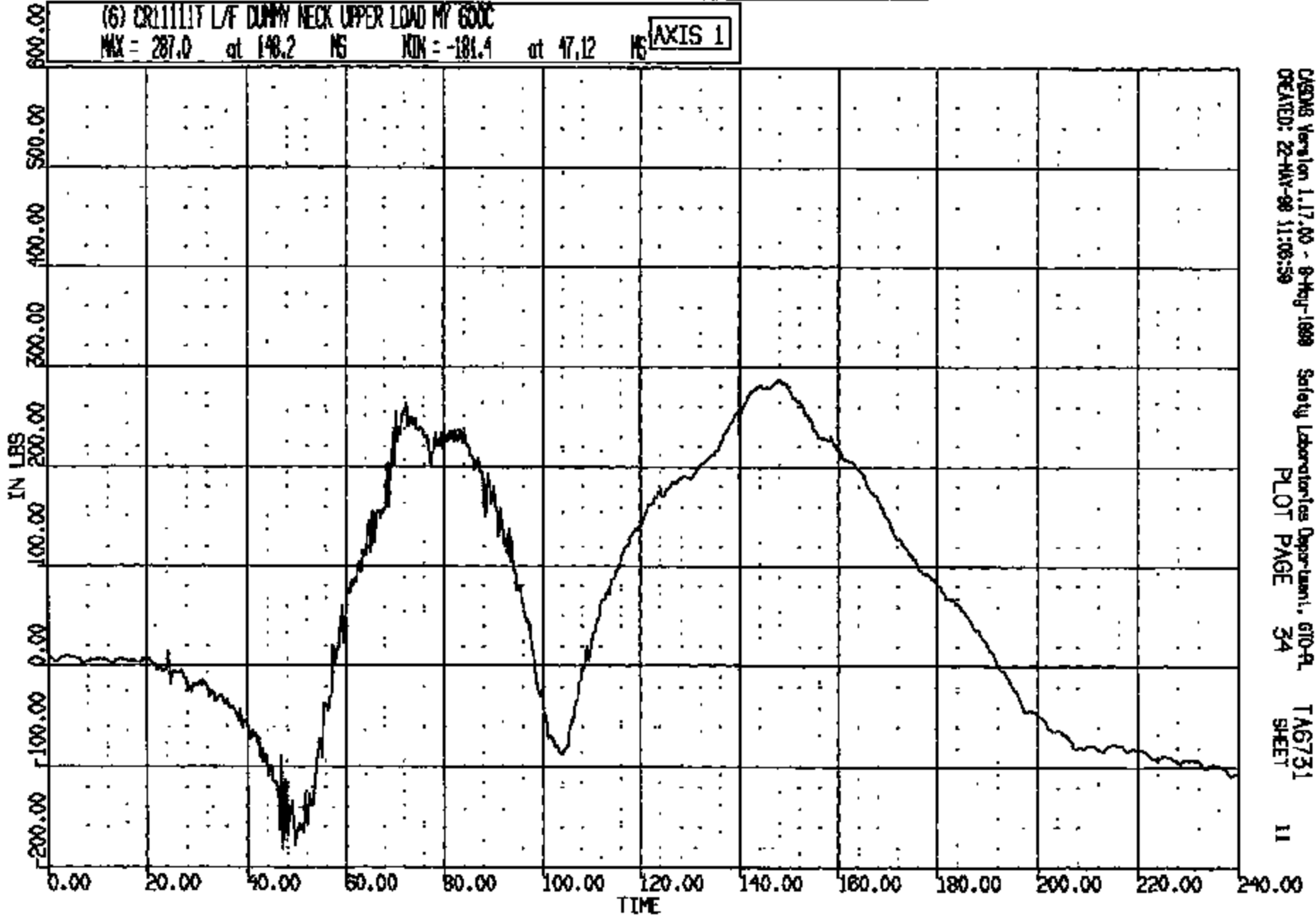
CRTS 0011111

CR R: 11111 TO: TAG731 DATE: 990522 10:19:18
1999 DN-101

(6) CR111117 L/F DUMMY NECK UPPER LOAD MY 600C

MAX = 287.0 at 148.2 MS MIN = -181.4 at 47.12 MS

AXIS 1



DSGNB Version 1.17.00 - 8-May-1999
CREATED: 22-MAY-99 11:08:59

Safety Laboratories Department, 610-PL
PLOT PAGE 34

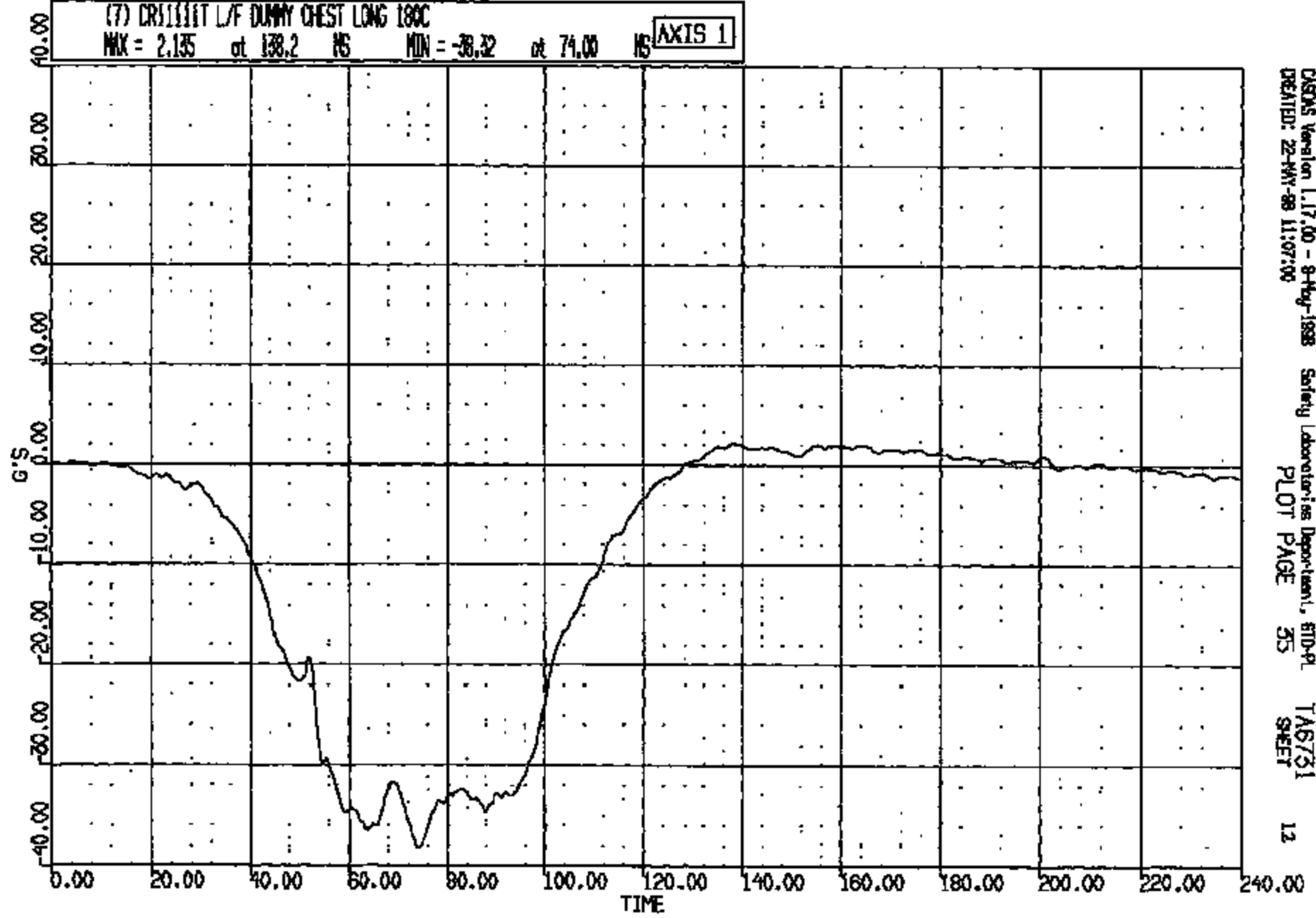
TAG731
SHEET

11

CRTS 0011111

CR R: 11111 TO: TA6731 DATE: 980522 10:12:16
1998 DN-101

(7) CRYSLIT L/F DUMMY CHEST LONG 180C
MAX = 2.135 at 138.2 MS MIN = -38.32 at 74.00 MS **AXIS 1**



CRS05 Version 1.17.00 - 9-May-1998 Safety Laboratories Department, STD-PL
CREATED: 22-MAY-98 11:07:00 PLOT PAGE 35 SHEET 12

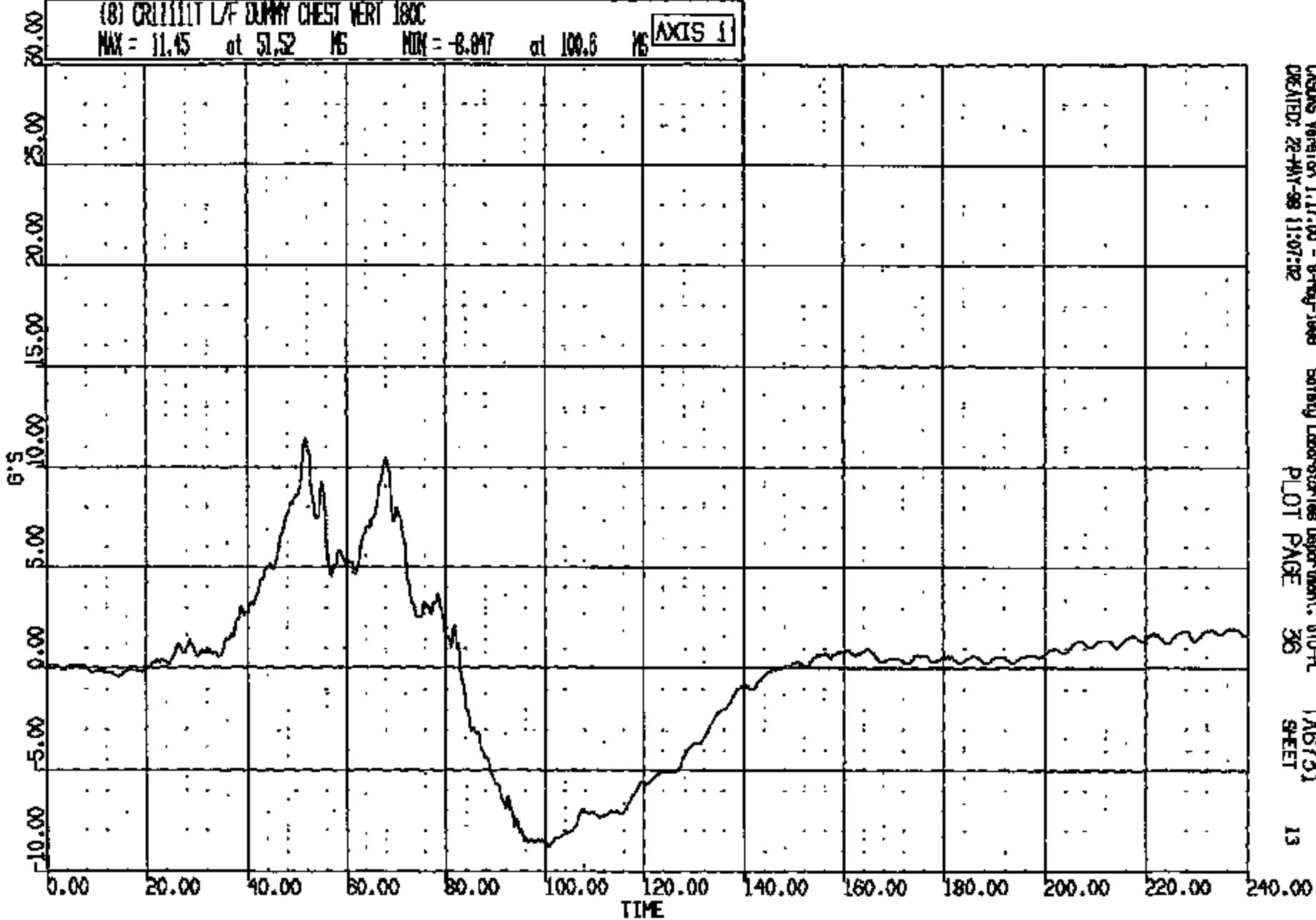
CRIS 0011111

CR R: 11111 TO: TAB731 DATE: 980522 10:18:18
1998 DN-101

(8) CRU1111T L/F DUMMY CHEST VERT 180C

MAX = 11.45 at 51.52 MS MIN = -8.817 at 100.6 MS

AXIS 1



CASMS Version 1.17.00 - 8-May-1998
CREATED: 22-MAY-98 11:07:02

Safety Laboratories Department, 810-FL
PLOT PAGE 36

TAB731
SHEET

13

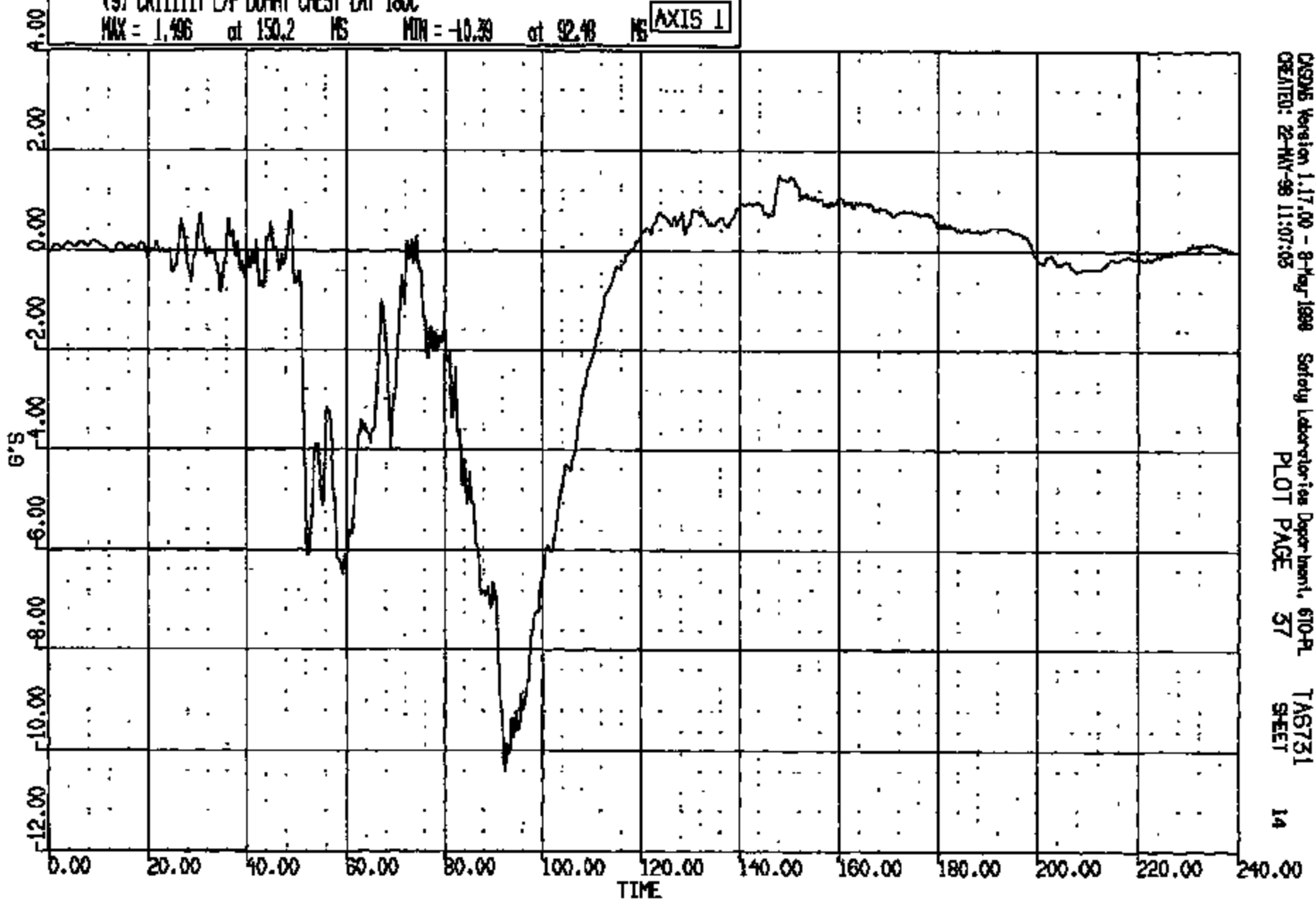
CRIS 0011111

CR R: 11111 TO: TAB751 DATE: 980522 10:19:16
1999 DN-101

(9) CR11111 L/F DUMMY CHEST LAT 180C

MAX = 1.406 at 150.2 MS MIN = -10.39 at 92.48 MS

AXIS 1



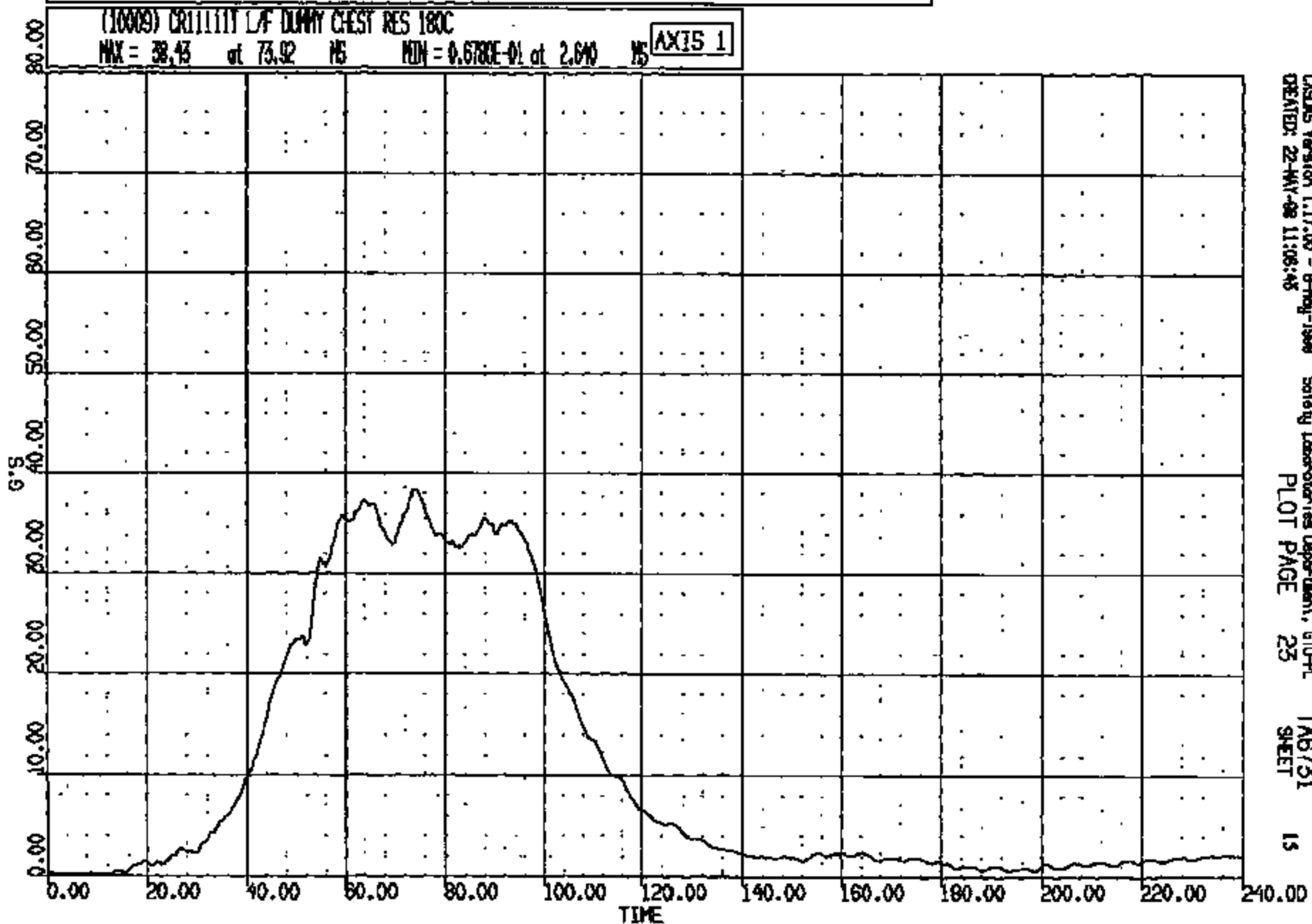
DCSWS Version 1.17.00 - 8-May-1998 Safety Laboratories Department, 610-PL
CREATED: 22-MAY-98 11:07:05 PLOT PAGE 57 TAB751 SHEET 14

CR1S 0011111

CR R: 11111 TO: TAB731 DATE: 880522 10:10:18
1888 DZ: 101
CUMDUR = 57.248 Duration time = 2.9990

(10009) CR111111 LAF DUMMY CHEST RES 180C

MAX = 38.43 at 73.92 MS MIN = 0.6780E-01 at 2.640 MS AXIS 1



CASDS Version 1.17.00 - 8-May-1988
CREATED: 22-MAY-88 11:08:45

Safety Laboratories Department, STD-PL
PLOT PAGE 25

TAB731
SHEET 15

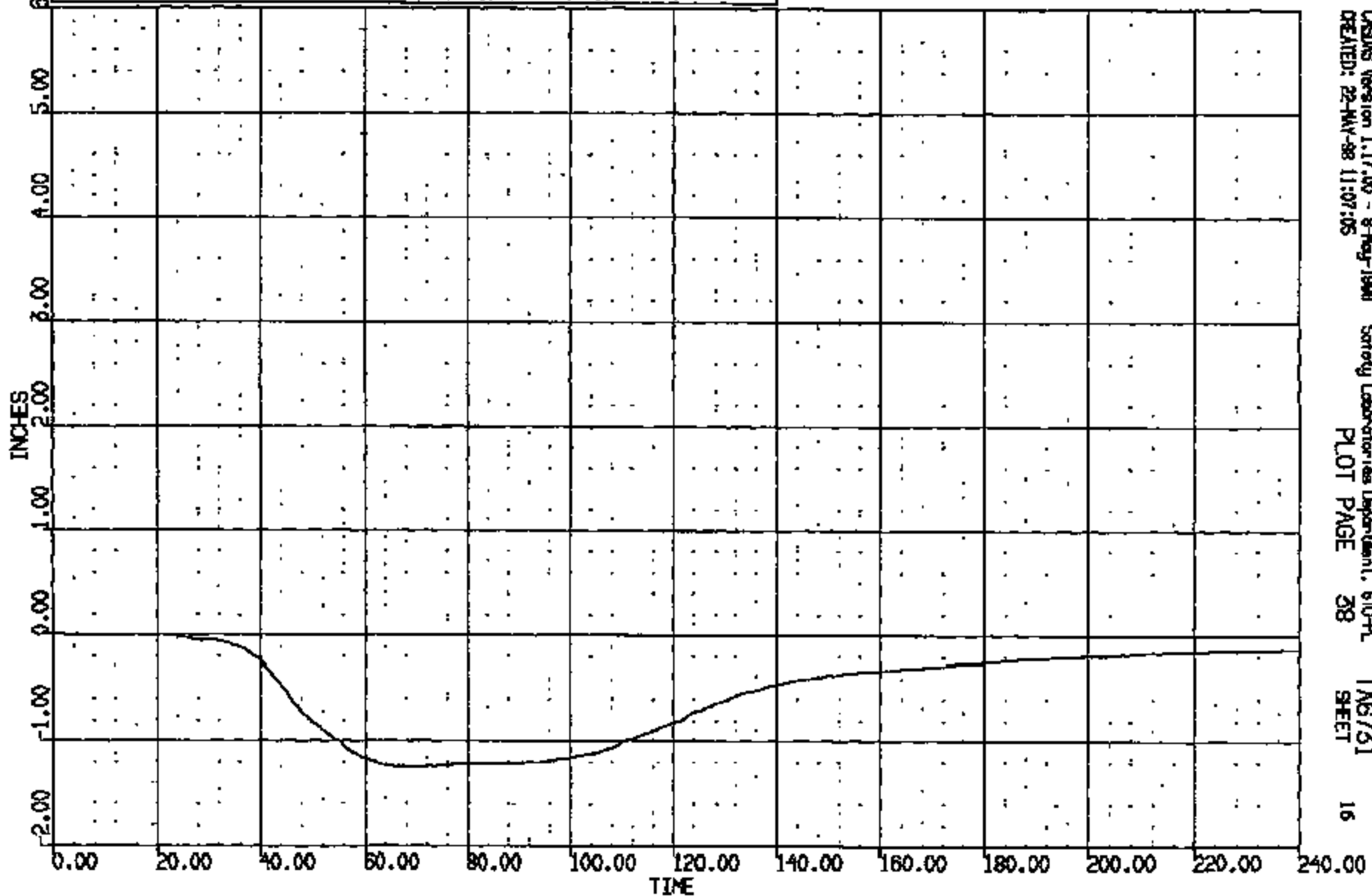
CRTS 0011111

CR R= 11111 TO: TAG731 DATE: 980522 10:19:18
1998 DN-101

(10) CR11111 L/F DUMMY CHEST DEFLECTION 180C

MAX = 0.8898E-03 at 5.760 MS MIN = -1.252 at 71.04 MS

AXIS 1



CASDS Version 1.17.00 - 8-May-1998
CREATED: 22-MAY-98 11:07:05

Safety Laboratories Department, 610-PL
PLOT PAGE 38

TAG731
SHEET

16

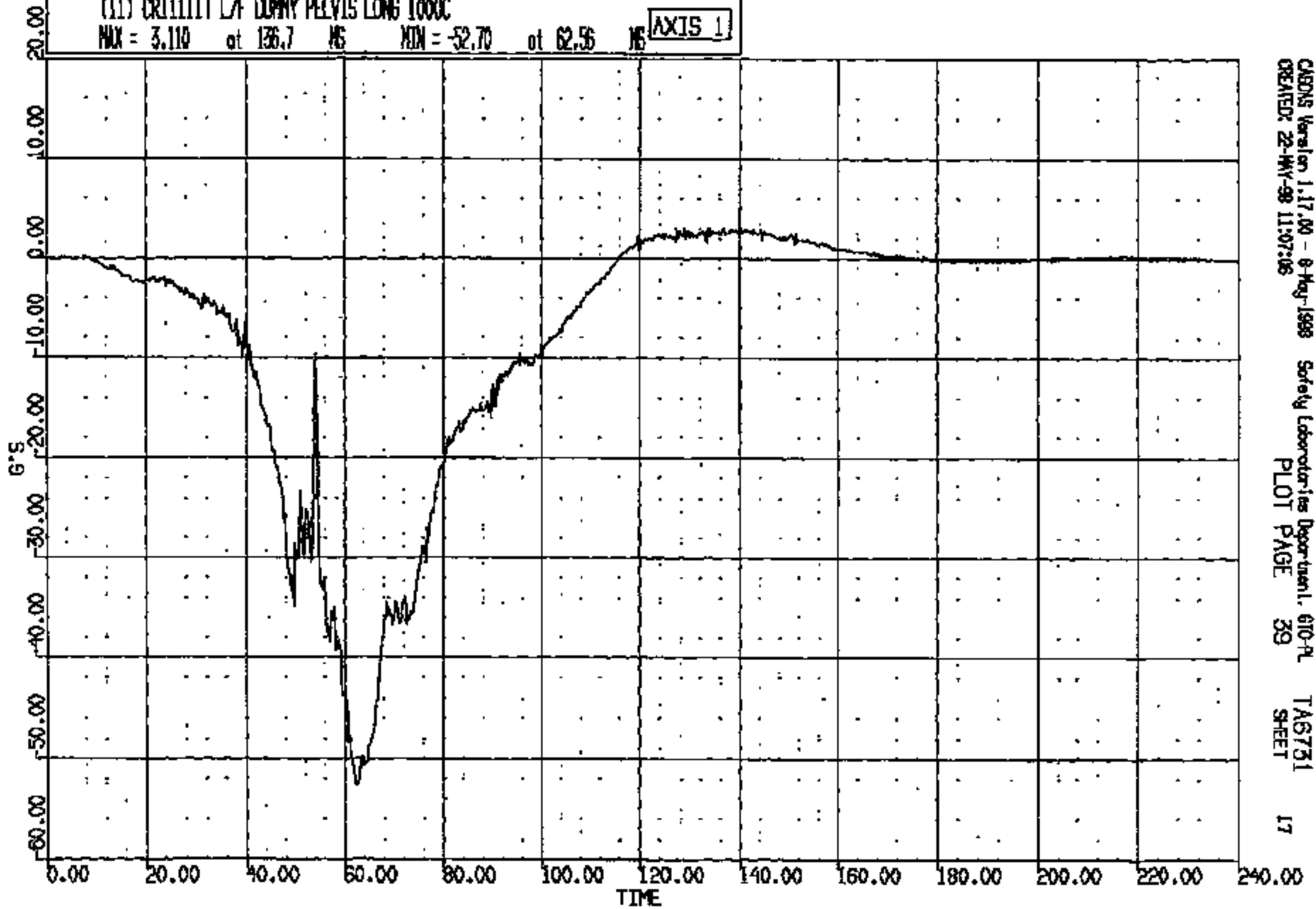
CR11111

CR R: 11111 TO: TAG731 DATE: 980622 10:19:16
1999 DN-101

(11) CR11111 L/F DUNNY PELVIS LONG 1000C

MAX = 3.110 at 136.7 MS MIN = -52.70 at 62.56 MS

AXIS 1



CADDS Version 1.17.00 - 8 May 1998
CREATED: 22-MAY-98 11:07:06

Safety Laboratories Department, 610-PL
PLOT PAGE 39

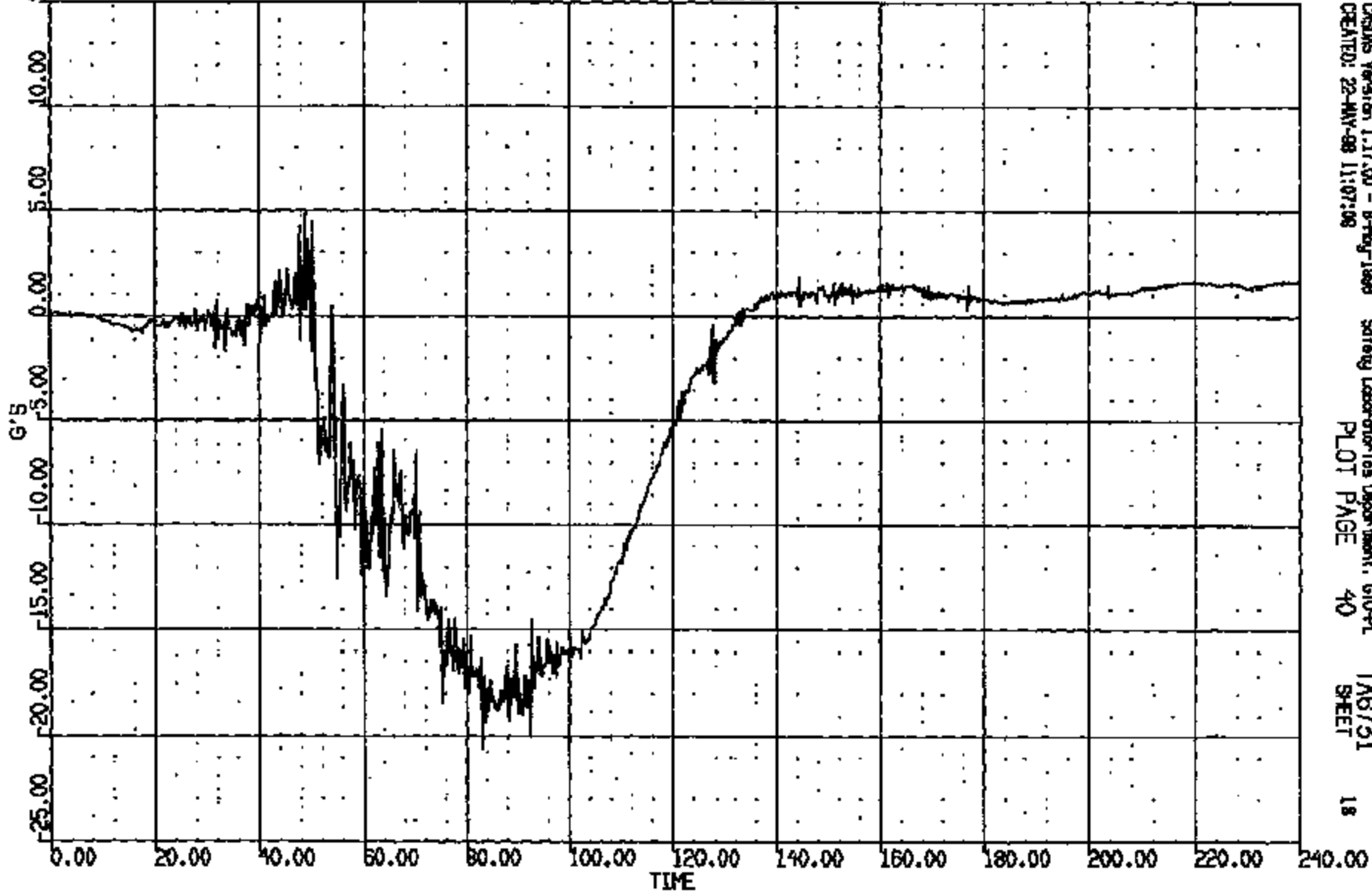
TAG731
SHEET

17

CRTS 0011111

CR RI 11111 TO: TA6731 DATE: 880528 10:19:18
1988 DN-101

(12) CR11111 L/F DUMMY PELVIS VERT 1000C
MAX = 4.954 at 48.80 MS MIN = -20.83 at 83.20 MS **AXIS 1**

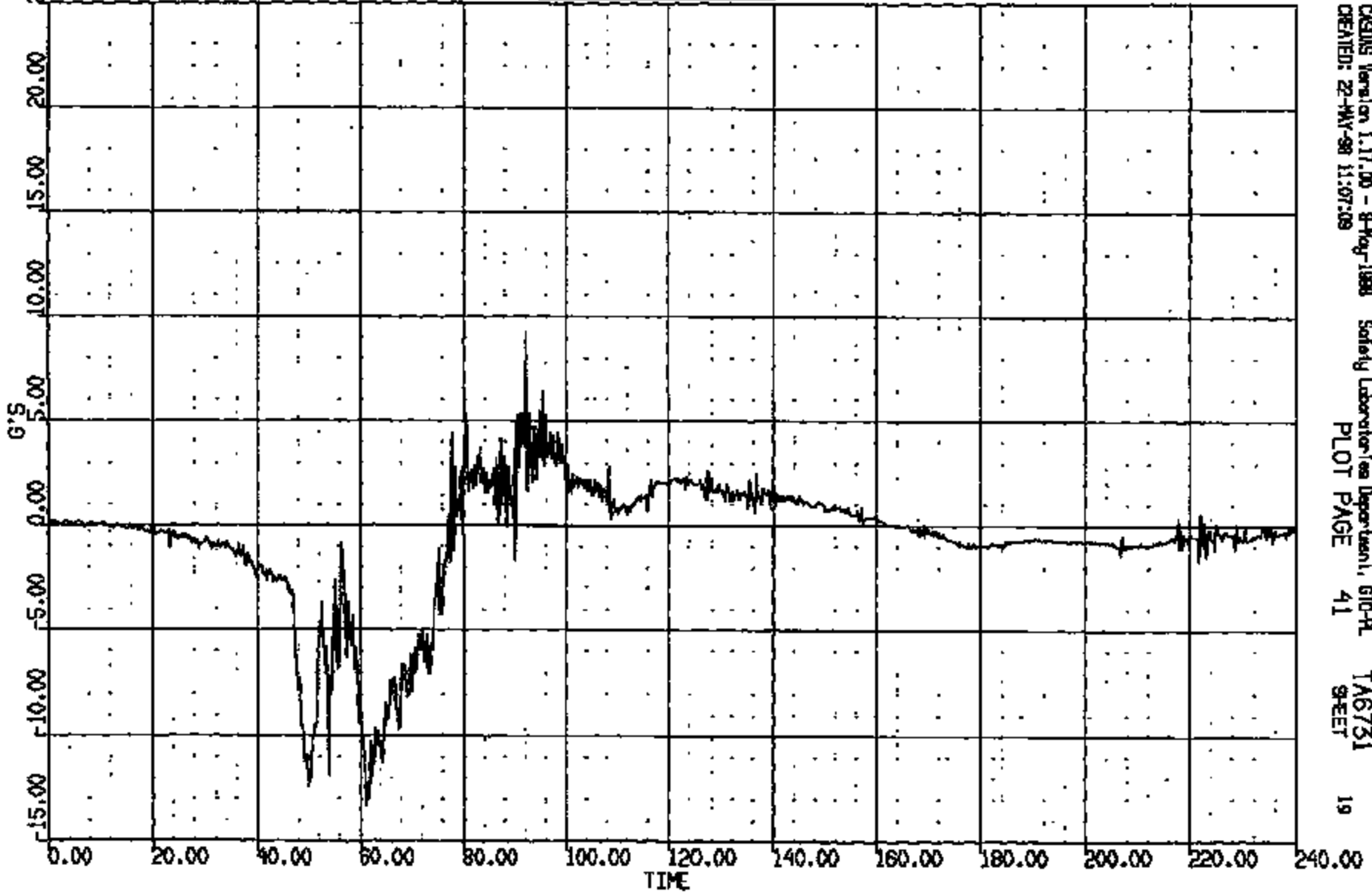


CRSINS Version 1.17.00 - 8-May-1988 Safety Laboratories Department, G10-PL
CREATED: 22-MAY-88 11:07:08 PLOT PAGE 40 TA6731
SHEET 18

CRIS 0011111

CR R: 11111 TO: TA6731 DATE: 980522 10:19:18
1999 DN-101

(13) CR11111T L/F DUMMY PELVIS LAT 1000C
MAX = 9.256 at 92.08 MS MIN = -13.32 at 61.20 MS **AXIS 1**



CRS015 Version 1.17.00 - 8-May-1998 Safety Laboratories Department, G10-PL
CREATED: 22-MAY-98 11:07:09 PLOT PAGE 41 TA6731
9-SHEET 19

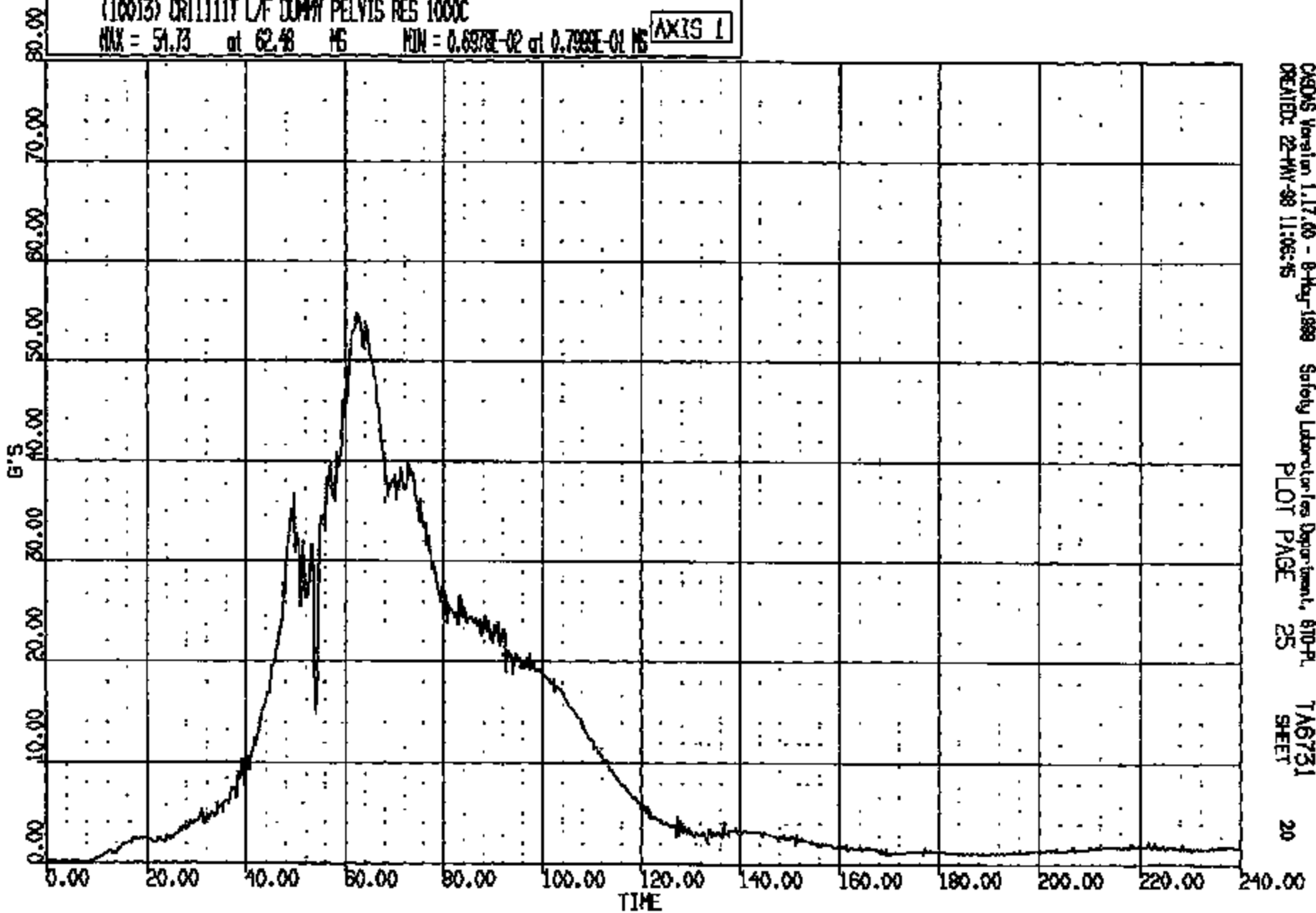
CR15 0011111

CR R: 11111 TD: TA6731 DATE: 880522 10:19:16
1988 DN-101

(10013) CR111111 L/F DUMMY PELVIS RES 1000C

MAX = 51.73 at 62.48 MS MIN = 0.6978E-02 at 0.7989E-01 MS

AXIS 1



CAOMS Version 1.17.00 - 8-May-1988
CREATED: 22-MAY-88 11:06:45

Safety Laboratories Department, 810-PL
PLOT PAGE 25

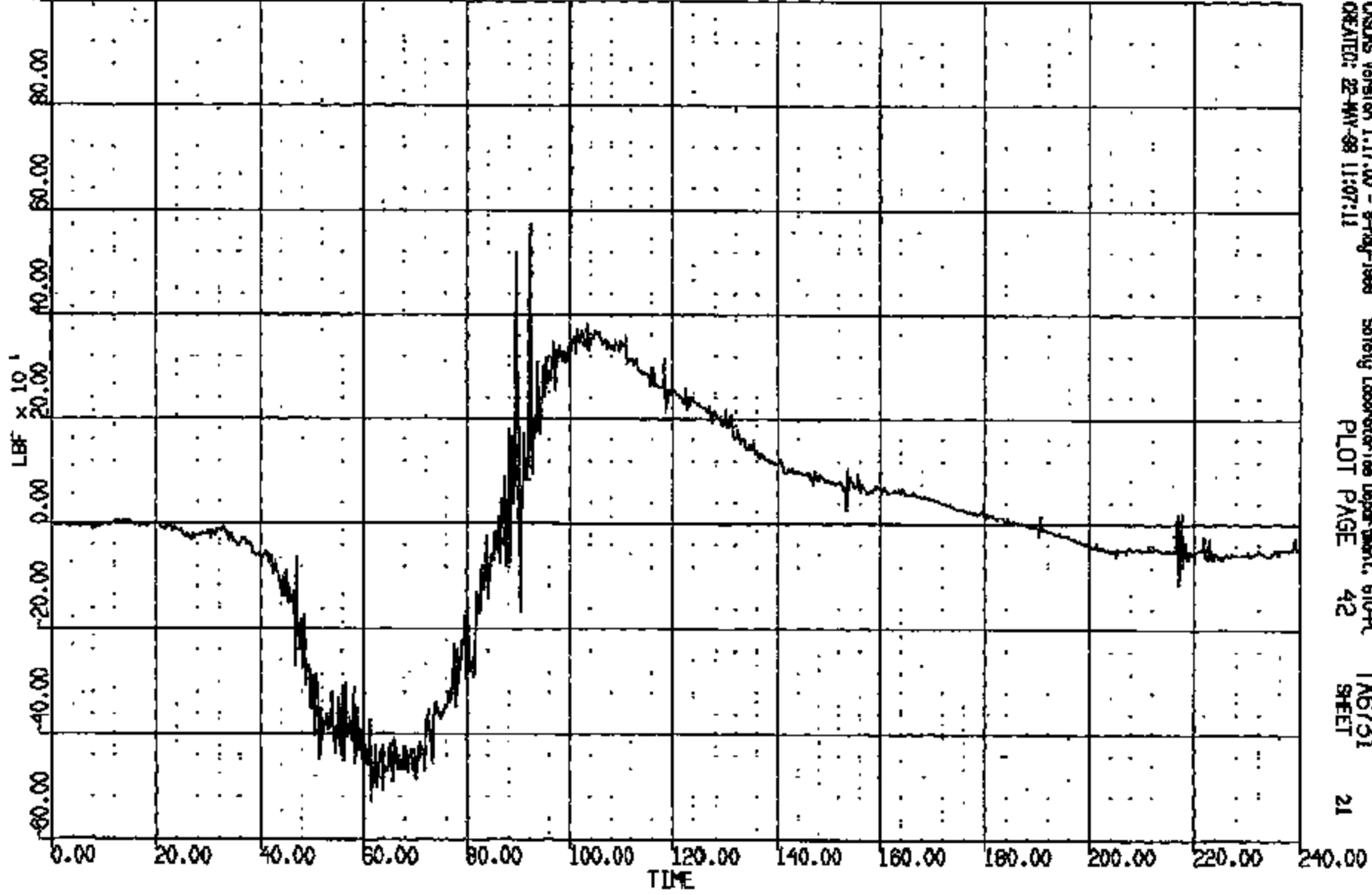
TA6731
SHEET

20

CR111111

CR R: 11111 TO: TAG731 DATE: 980622 10:19:18
1999 DN-101

(14) CR11111T L/F DUMMY LUMBAR SPINE LOAD FX 1000C
MAX = 574.6 at 92.16 N5 MIN = -529.5 at 61.52 N5 **AXIS 1**



CASDS Version 1.17.00 - 8-Feb-1999 Safety Laboratories Department, 610-PL TAG731
CREATED: 22-MAY-98 11:07:11 PLOT PAGE 42 SHEET 21

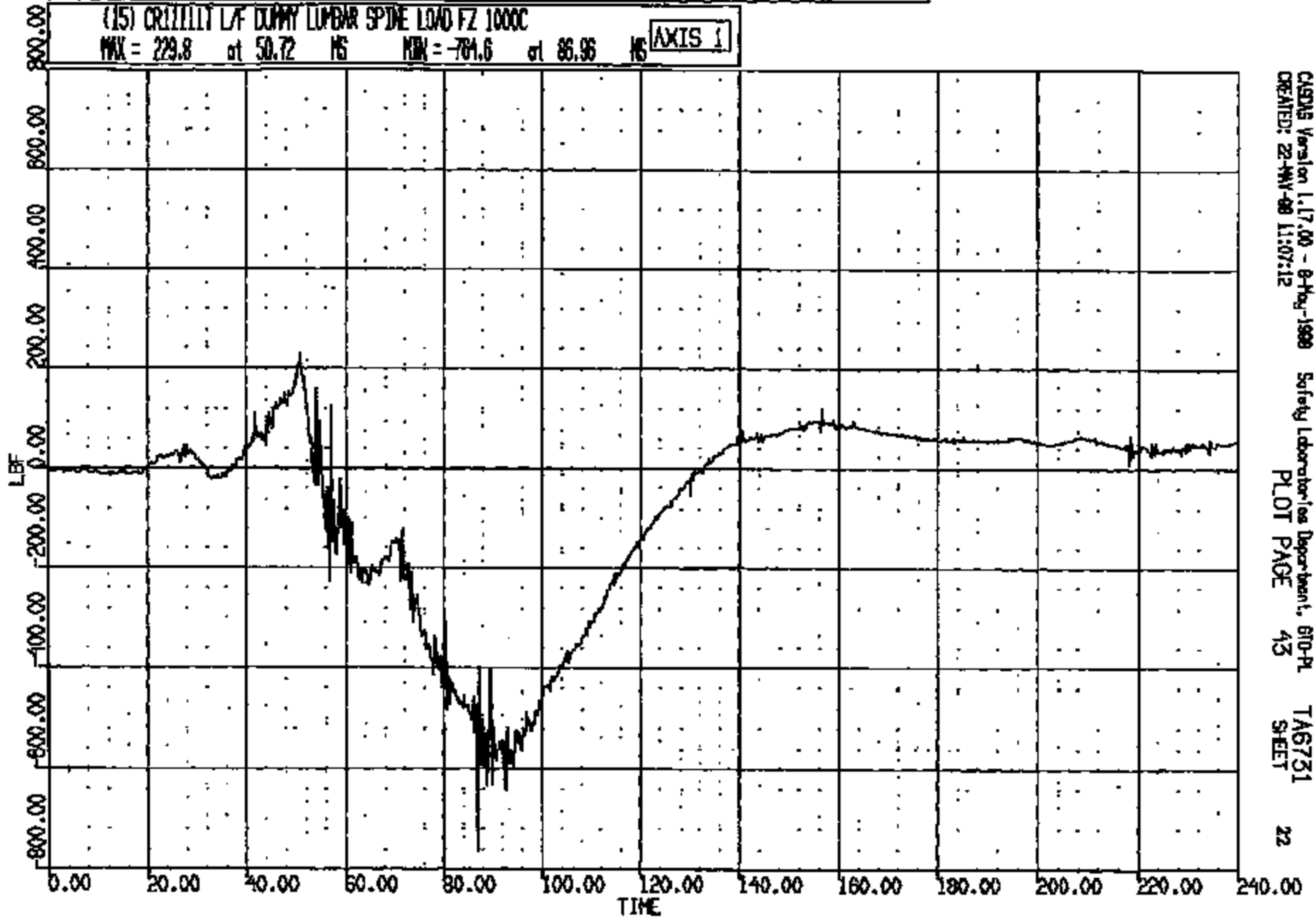
CRTS 0011111

CR R: 11111 TO: TA6731 DATE: 890522 10:18:18
1989 DN-101

(15) CR11111 L/F DUMMY LUMBAR SPINE LOAD FZ 1000C

MAX = 229.8 at 50.72 MS MIN = -704.6 at 86.96 MS

AXIS 1

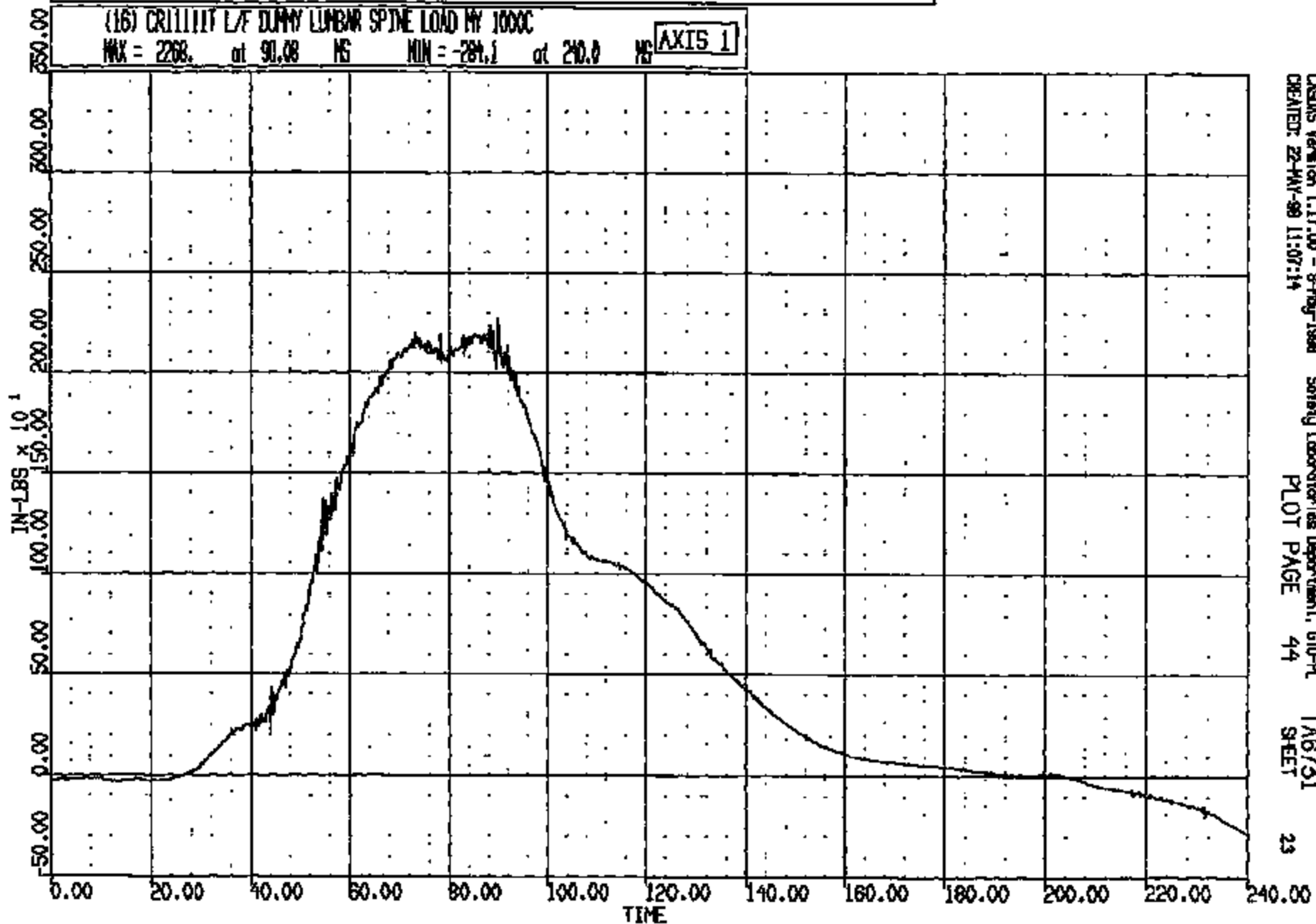


CRS015 Version 1.17.00 - 8-May-1989 Safety Laboratories Department, 610-PL TA6731
CREATED: 22-MAY-89 11:07:12 PLOT PAGE 43 SHEET 22

CRIS 0011111

CR R: 11111 TO: TA6731 DATE: 980528 10:18:18
1998 DN-101

(16) CR111117 L/E DUMMY LUMBAR SPINE LOAD BY 1000C
MAX = 2268. at 90.08 MS MIN = -281.1 at 240.0 MS **AXIS 1**



CRSUS Version 1.17.00 - 8-May-1998 Safety Laboratories Department, G10-PL
CREATED: 22-MAY-98 11:07:14 PLOT PAGE 44 TA6731 SHEET 23

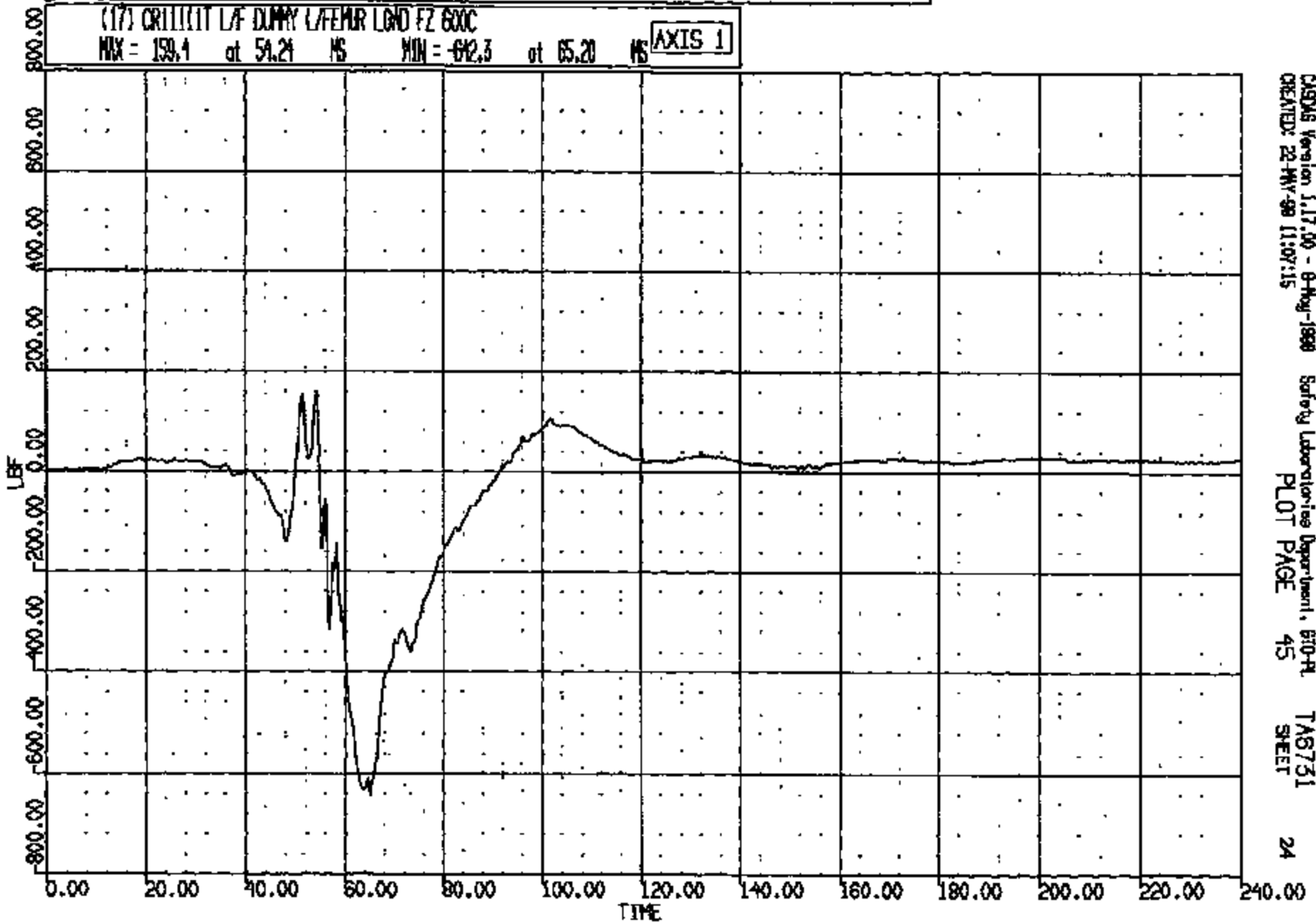
CRIS 0011111

CR R: 11111 TO: TAB731 DATE: 980522 10:19:15
1998 DN-101

(17) CRITICAL LAF DUMMY LAFEMR LOAD FZ 600C

MAX = 159.4 at 51.24 MS MIN = -642.3 at 65.20 MS

AXIS 1



CASAS Version 1.17.00 - 8-Aug-1998
CREATED: 22-MAY-98 11:07:15

Safety Laboratories Department, 610-A
PLOT PAGE 45

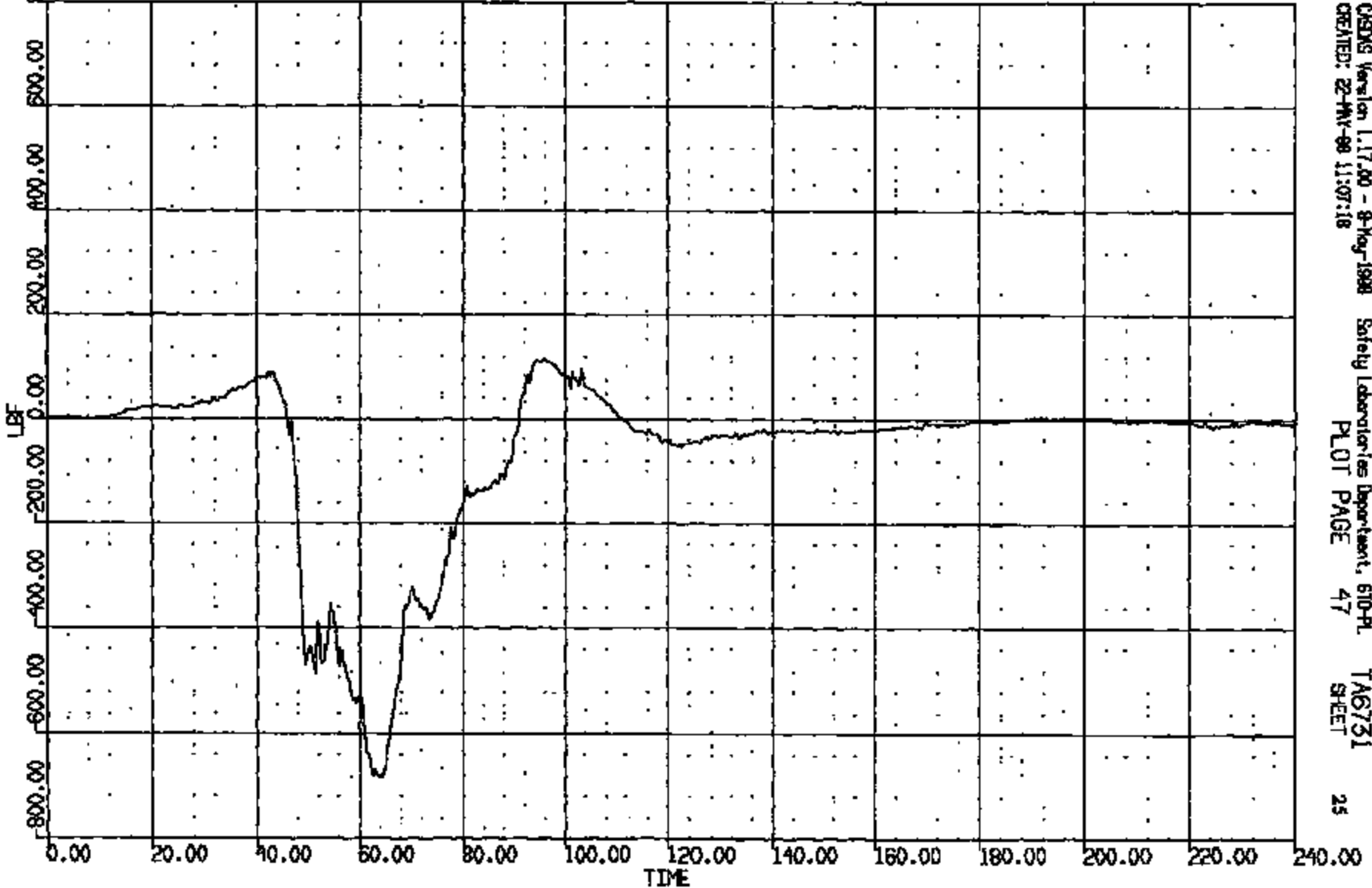
TAB731
SHEET

24

CRTS 0011111

CR #: 11111 TO: TA6731 DATE: 980522 10:18:18
1998 DN-101

(19) CR11111 L/F DUMMY R/FEHR LOAD FZ 600C
MAX = 116.6 at 95.92 MS MIN = -686.8 at 64.32 MS **AXIS 1**

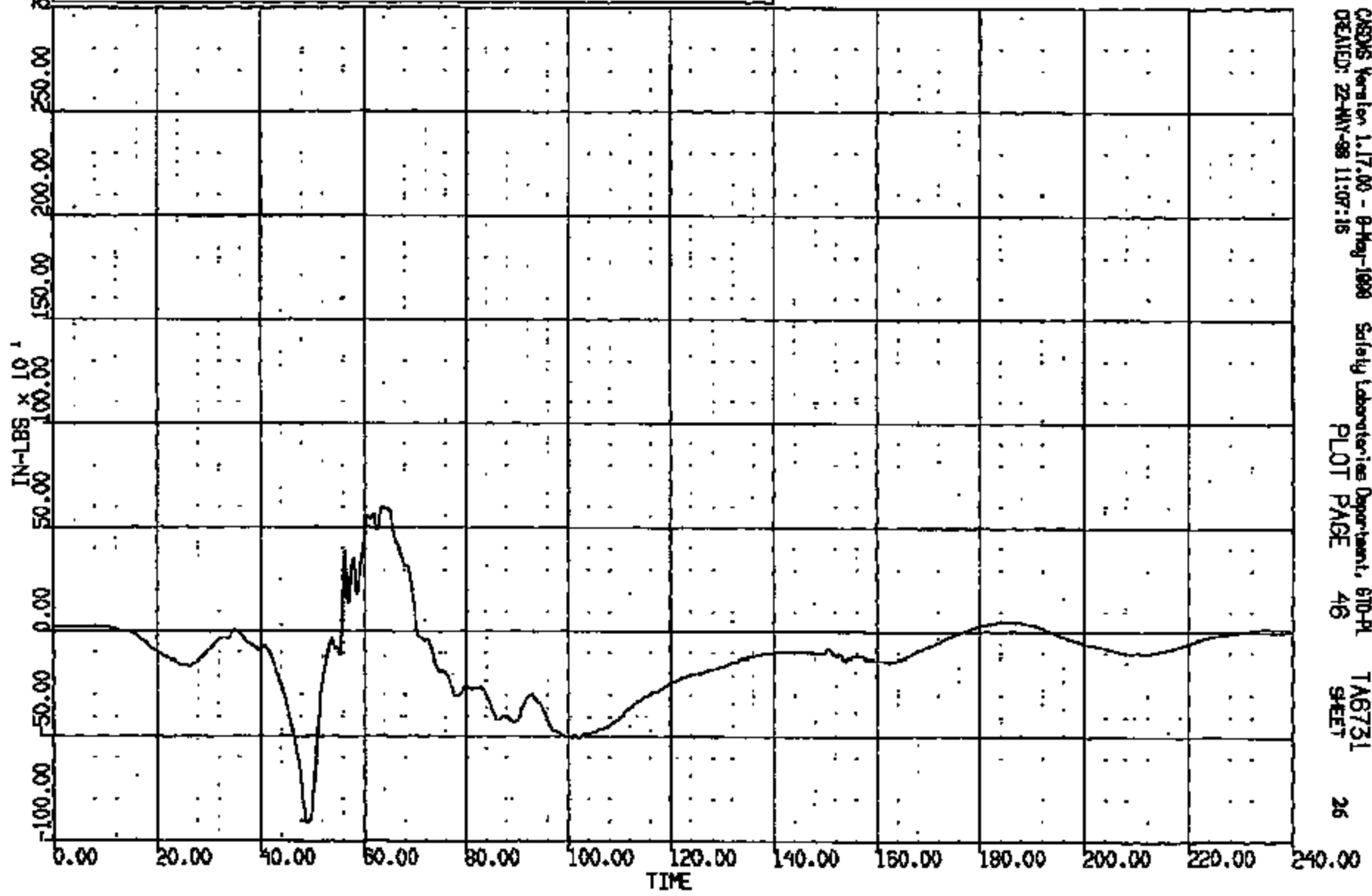


CASRS Version 1.17.00 - 8-May-1998 Safety Laboratories Department, 610-PL
CREATED: 22-MAY-98 11:07:18 PLOT PAGE 47 TA6731 SHEET 25

CRTS 0011111

CR R: 11111 TO: TAB731 DATE: 980522 10:19:18
1998 DN-101

(18) CRITILET LAF DUMMY LAFEMUR LOAD NY 600C
MAX = 586.5 at 83.75 MS MIN = -913.5 at 49.01 MS **AXIS 1**

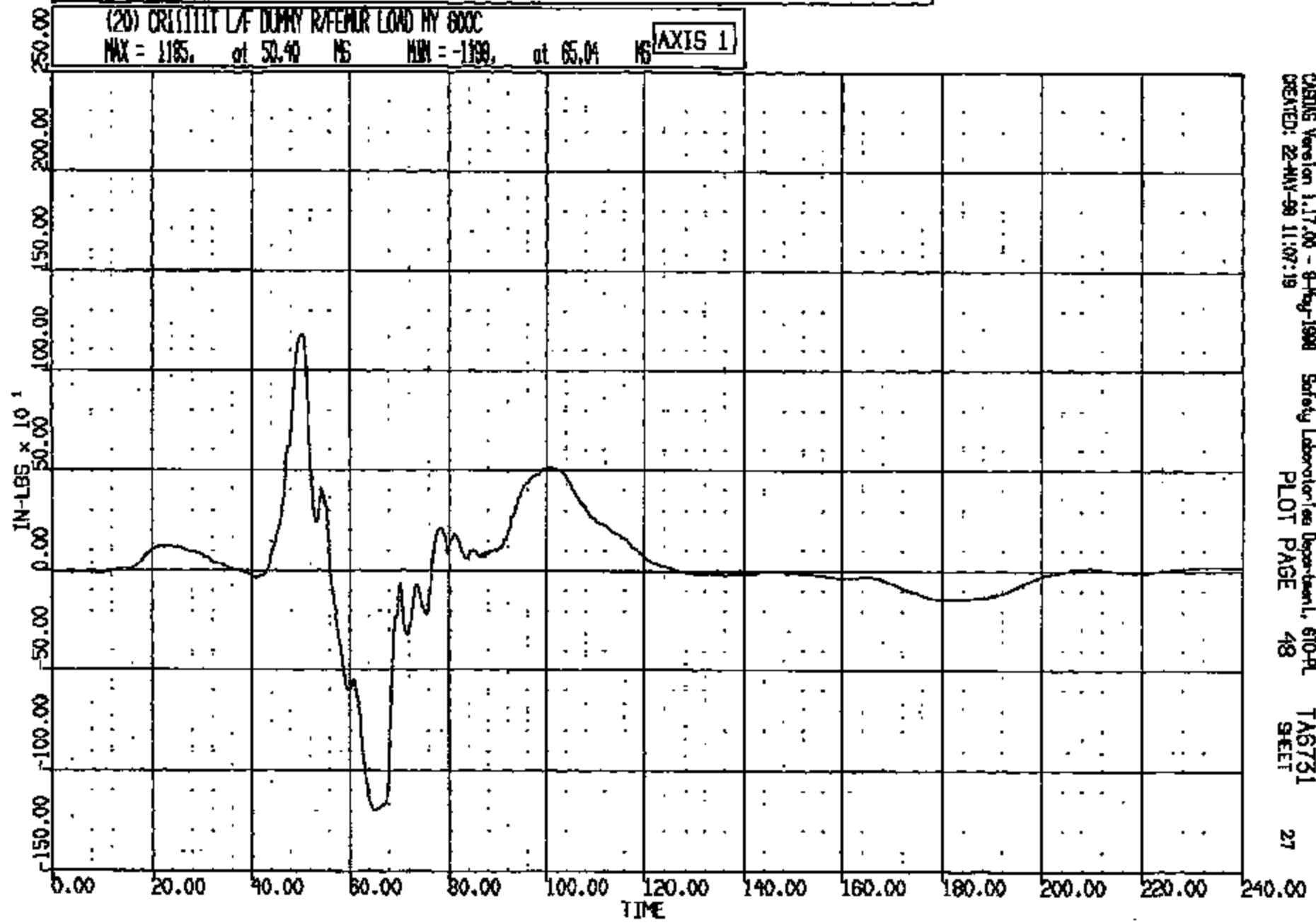


CASMS Version 1.17.00 - 8-May-1998 Safety Laboratories Department, 610-PL
CREATED: 22-MAY-98 11:07:16 PLOT PAGE 46 TAB731 SHEET 26

CRTS 0011111

CR R: 11111 TO: TA6731 DATE: 980522 10:19:18
1998 DN-101

(20) CRISTIT LAF DUMPY R/FEMUR LOAD NY 800C
MAX = 1185, at 50.40 MS MIN = -1199, at 65.04 MS **AXIS 1**



CASING Version 1.17.00 - 9-May-1998 Safety Laboratories Department, 610-PL
CREATED: 22-MAY-98 11:07:19 PLOT PAGE 48 TA6731
SHEET 27

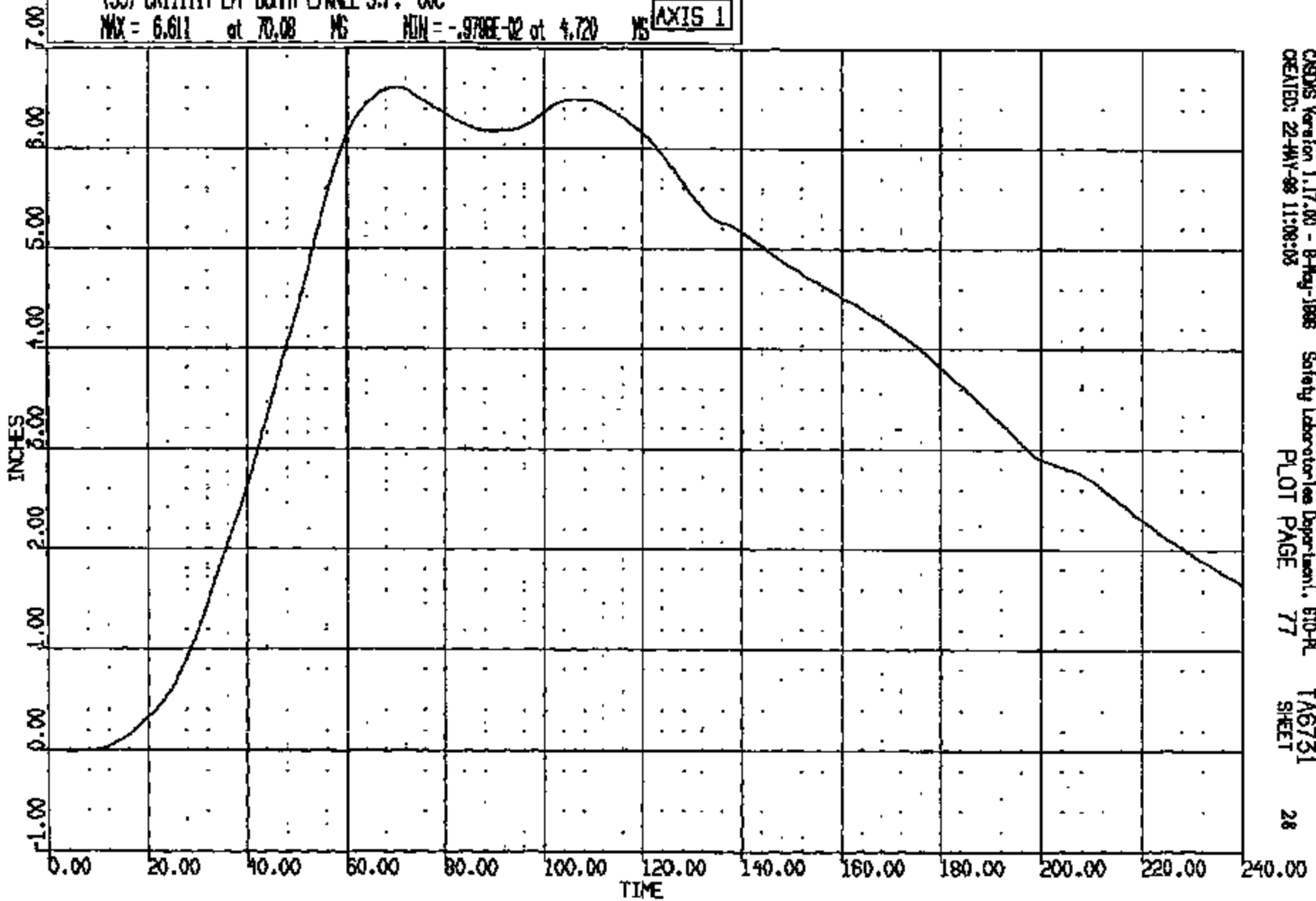
CRTS 0011111

CR R: 11111 TO: TA6731 DATE: 980522 10:19:16
1998 DN-101

(55) CR111111 L/F DUMMY L/KNEE S.P. 60C

MAX = 6.611 at 70.08 MS MIN = -.9706E-02 at 4.720 MS

AXIS 1



CASDS Version 1.17.00 - 8-May-1998
CREATED: 22-MAY-98 11:08:03

Safety Laboratory/see Department, 610-PL
PLOT PAGE 77

TA6731
SHEET

28

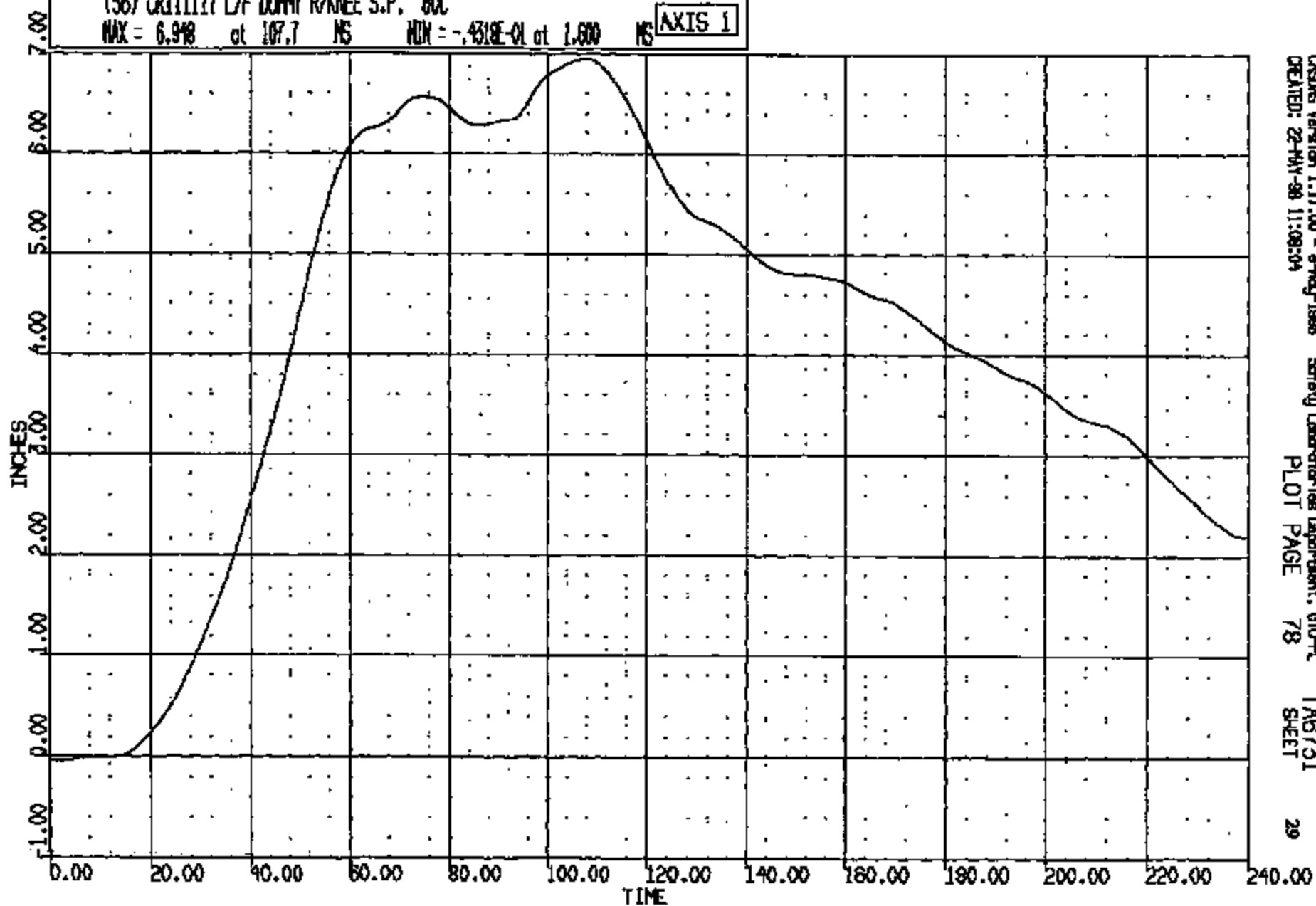
CRTS 0011111

CR R: 11111 TO: TA6731 DATE: 880522 10:19:18
1988 DN-101

(56) CR111117 LAF DUMMY R/KNEE S.P. 60C

MAX = 6.948 at 107.7 MS MIN = -.431E-01 at 1.600 MS

AXIS 1



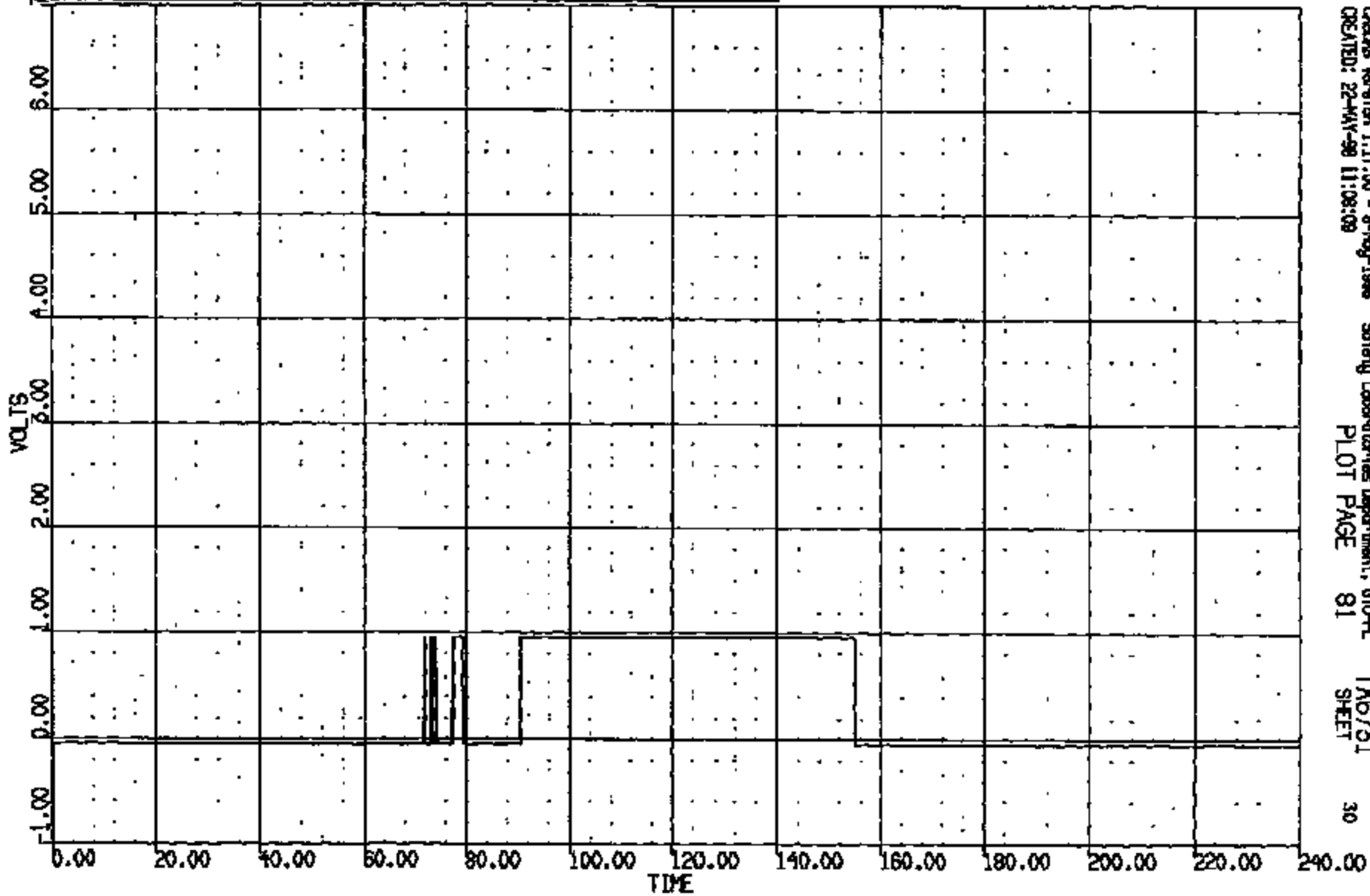
CRSIS Version 1.17.00 - 9-May-1988 Safety Laboratories Department, 610-PL
CREATED: 22-MAY-88 11:08:04 PLOT PAGE 78 TA6731 SHEET

CRTS 0011111

CR R: 11111 TD: T6751 DATE: 980522 10:19:16
1998 DN-101

(59) DR11111 L/F DUMY L/RNIE SN 4000C
MAX = 0.9570 at 71.90 MS MIN = -.4395E-01 at -.7629E-05 MS

AXIS 1

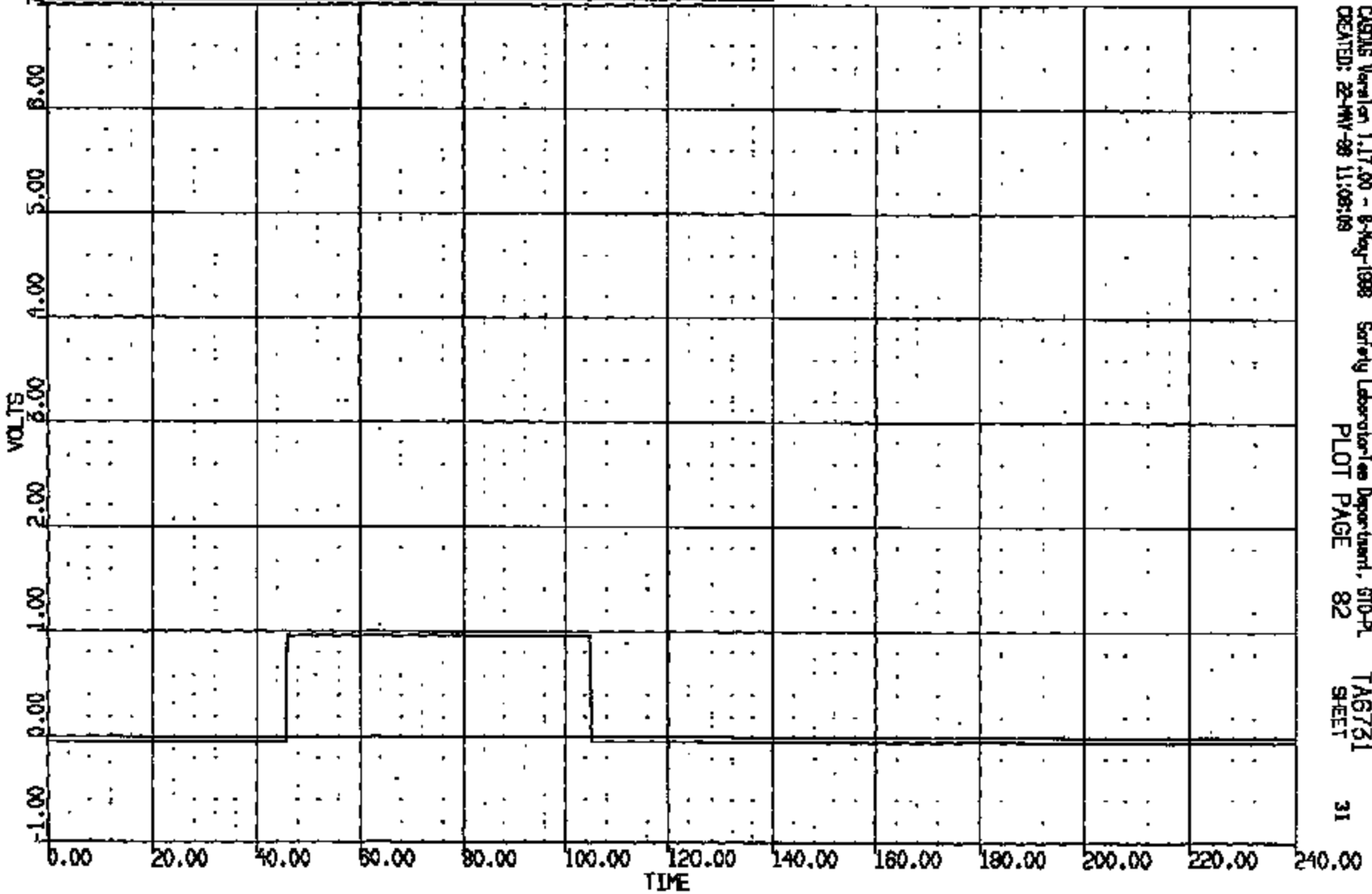


CASIMS Version 1.17.00 - 8-May-1998 Safety Laboratories Department, 610-PL T66751
CREATED: 22-MAY-98 11:08:09 PLOT PAGE 81 SHEET 30

CRIS 00111111

CR R: 12121 TO: TAB731 DATE: 980523 10:18:18
1999 DN-101

(60) CR111111 L/F DUMMY RANGE SW 4000C
MAX = 0.9570 at 46.00 MS MIN = -.435E-01 at -.762E-05 MS **AXIS 1**



CASIS Version 1.17.00 - 8-May-1998 Safety Laboratories Department, STD-P
CREATED: 22-MAY-98 11:08:09 PLOT PAGE 82 SHEET 31

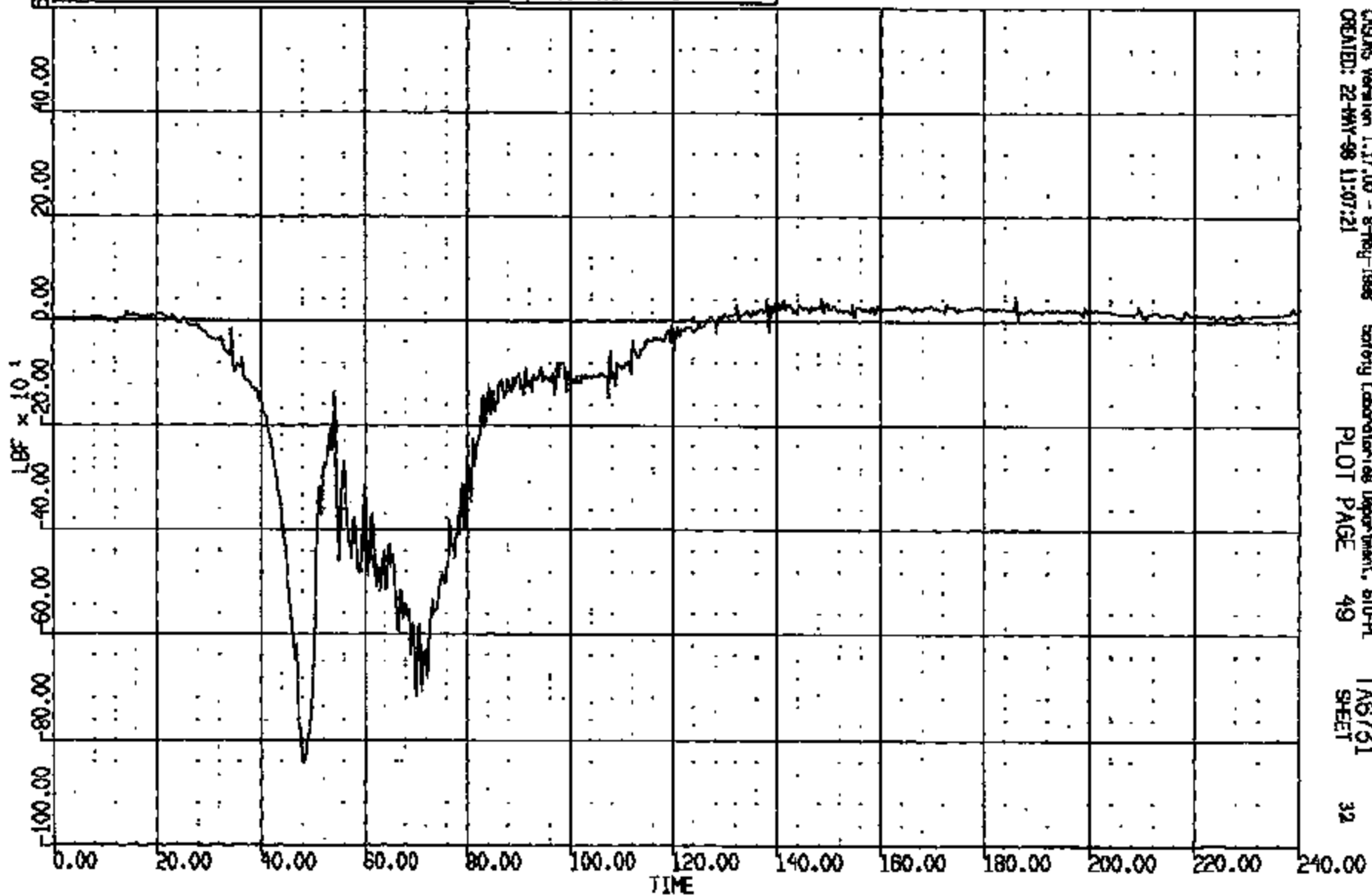
CRTS 0011111

CR R: 11111 TO: TAG731 DATE: 980522 10:19:15
1998 DN-101

(2) CRILLIT LAF DUMMY LAP/TIBIA LOAD FZ 800C

MAX = 45.84 at 186.0 MS MIN = -843.2 at 48.16 MS

AXIS 1



CRS005 Version 1.17.00 - 8-May-1998
CREATED: 22-MAY-98 11:07:21

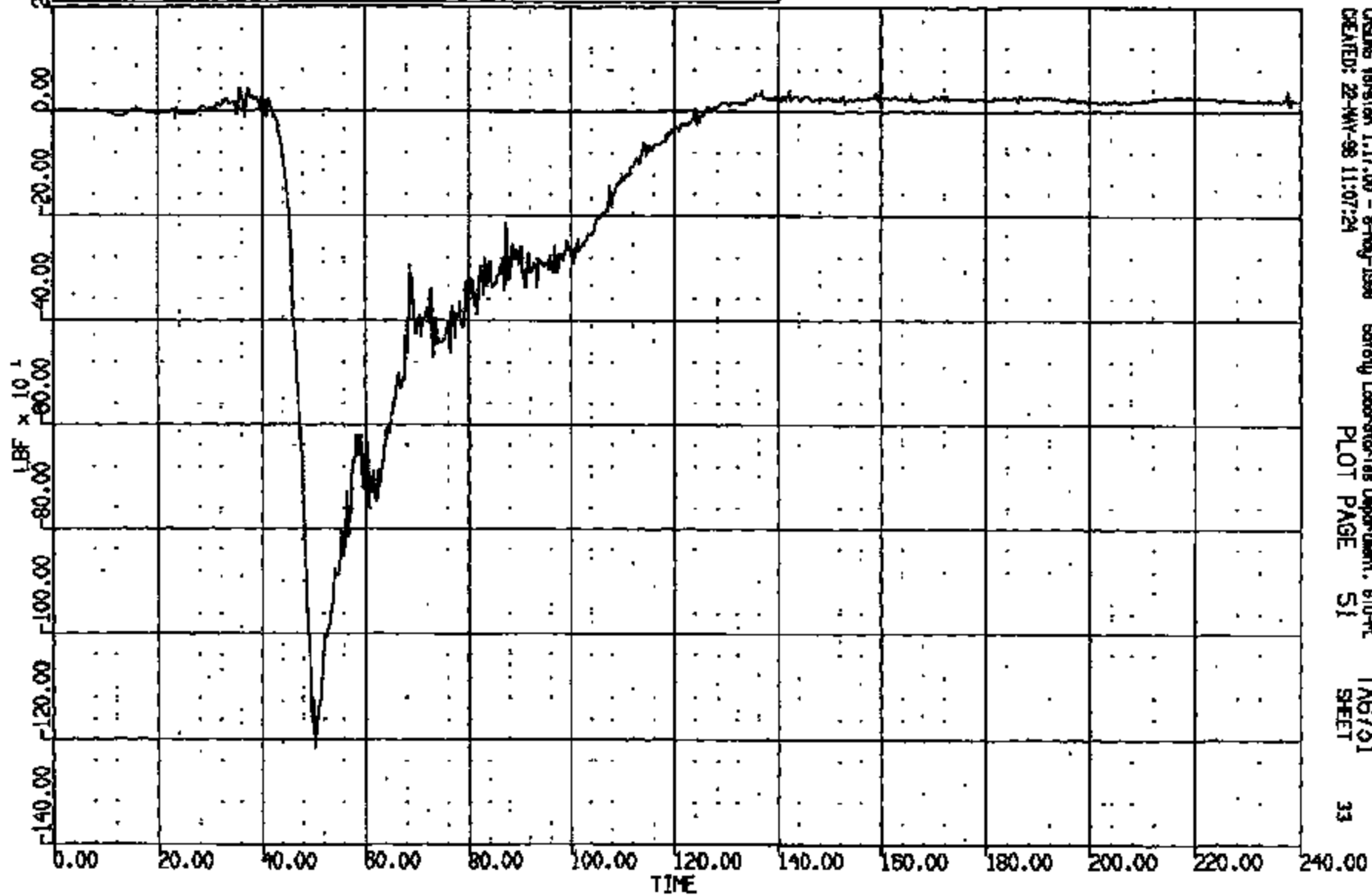
Safety Laboratories Department, 610-PL
PLOT PAGE 49

TAG731
SHEET

32

CR R= 11111 TO: TAB751 DATE: 960522 10:19:18
1998 ON-101

(23) CR111111 L/R DUMMY RAMP/TIBIA LOAD FZ 500C
MAX = 41.76 at 37.44 MS MIN = -1213. at 50.32 MS **AXIS 1**

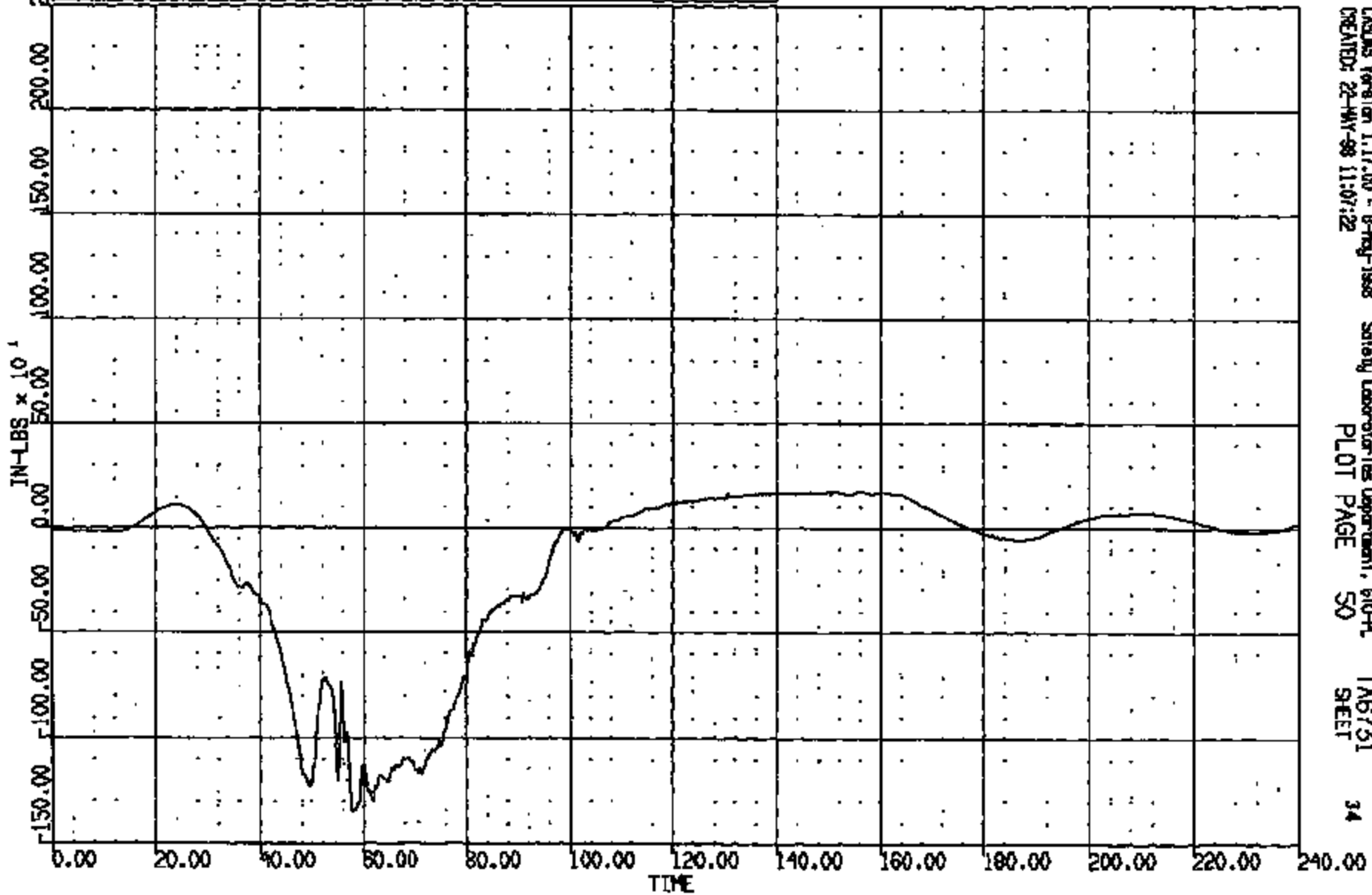


CRS016 Version 1.17.00 - 8-May-1998 Safety Laboratories Department, 610-PL
CREATED: 22-MAY-98 11:07:24 PLOT PAGE 51 TAB751 SHEET 33

CRTS 0011111

CR R: 11111 TO: TA6731 DATE: 880522 10:18:18
1988 07-101

(22) CRITICAL L/F DUMMY LAP/TIBIA LOAD NY 600C
MAX = 178.4 at 150.0 MS MIN = -135.2 at 57.76 MS **AXIS 1**



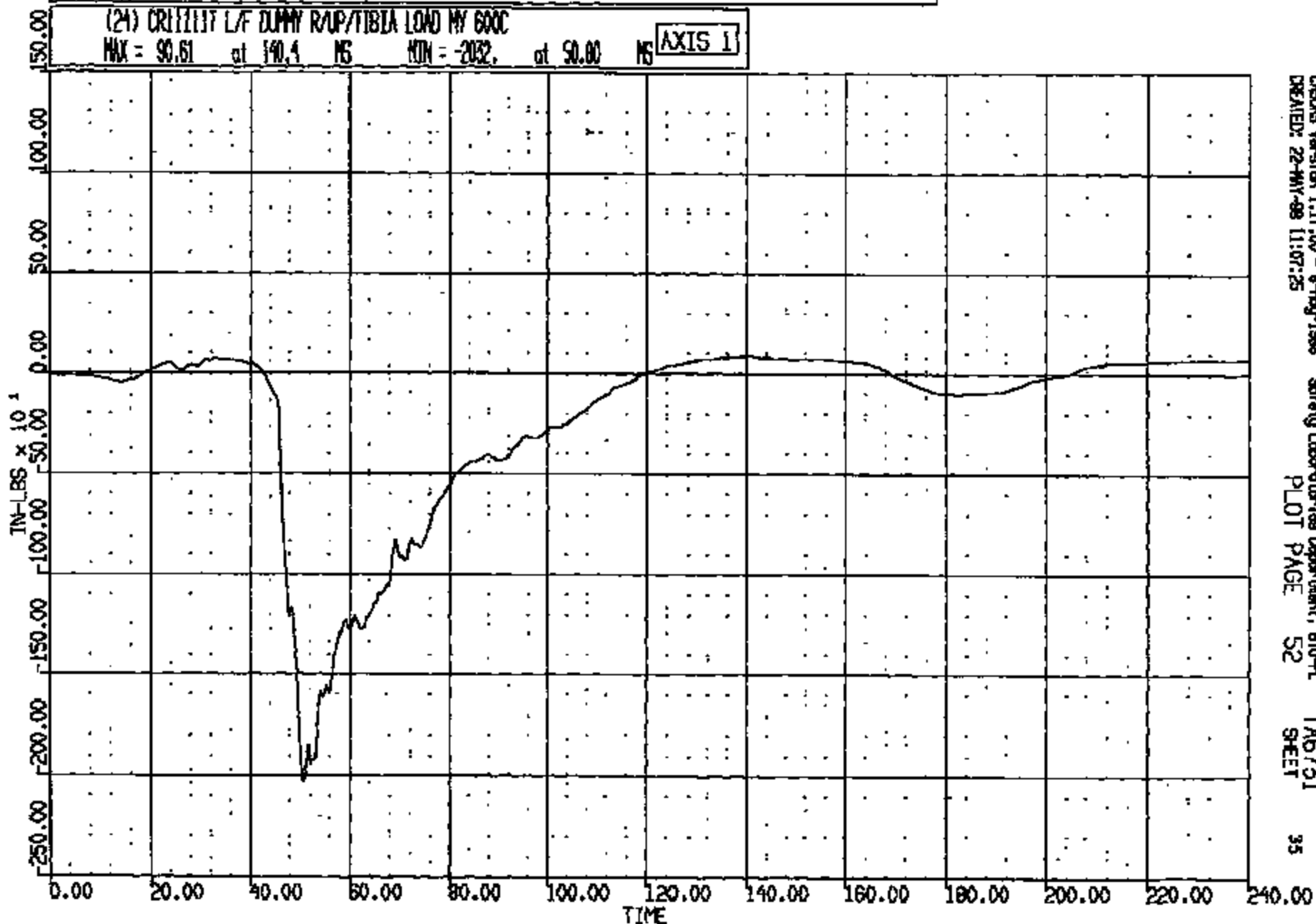
CADDS Version 1.17.00 - 8-May-1988 Safety Laboratories Department, 610-PL TA6731 34
CREATED: 22-MAY-88 11:07:22 PLOT PAGE 50 SHEET

CRIS 0011111

CR R: 11111 TO: TA6731 DATE: 880622 10:18:18
1988 DN-101

(24) CR111117 L/F DUMMY RUP/TIBIA LOAD MY 600C

MAX = 90.61 at 190.4 MS MIN = -2032. at 50.00 MS **AXIS 1**



CRS Version 1.17.00 - 8-May-1988 Safety Laboratory Department, 610-PL TA6731
DATE: 22-MAY-88 11:07:25 PLOT PAGE 52 SHEET 35

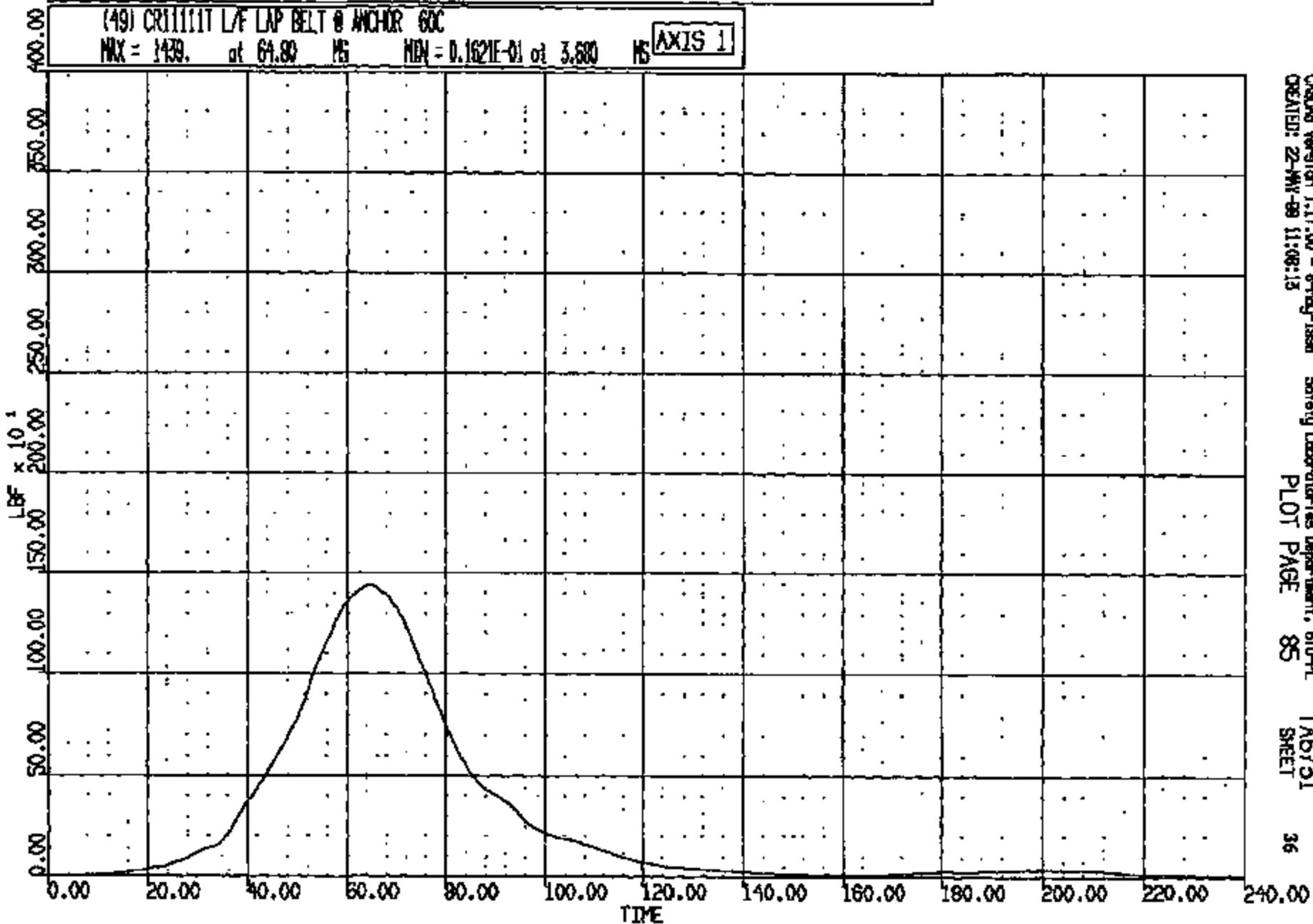
CR15 0011111

CR R: 11111 TO: TA6731 DATE: 880522 10:18:18
1988 ON-101

(49) CR111111 L/F LAP BELT @ ANCHOR 60C

MAX = 1439. at 64.80 MS MIN = 0.1621E-01 at 3.680 MS

AXIS 1



CASDAQ Version 1.17.00 - 8-May-1988
CREATED: 22-MAY-88 11:08:13

Safety Laboratories Department, 610-PL
PLOT PAGE 85

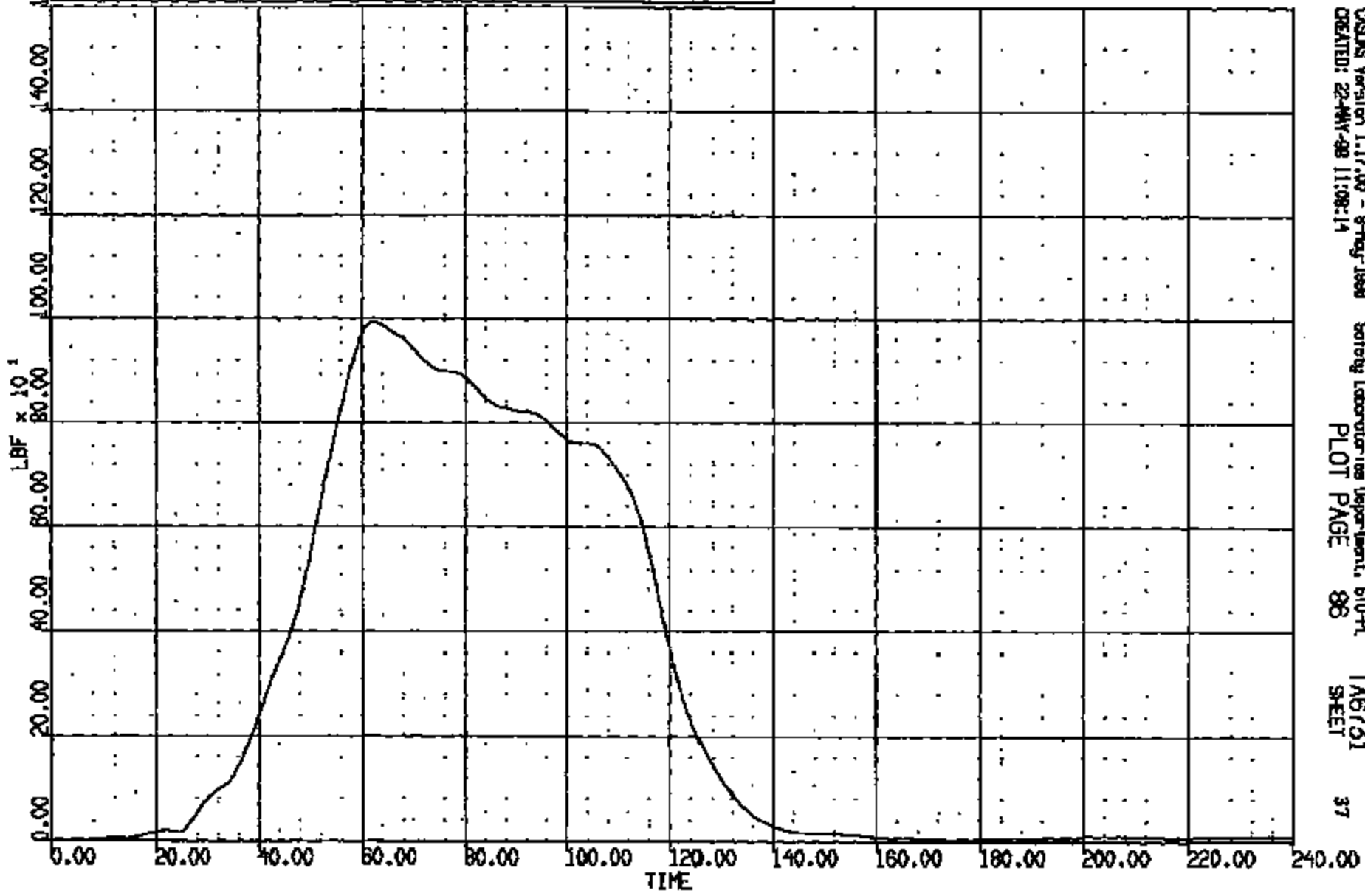
TA6731
SHEET

36

CR1S 0011111

CR#: 11111 TO: TA6731 DATE: 880522 10:18:18
1988 DN-101

(50) CR11111T L/F TORSO BELT & RETRACTOR 60C
MAX = 985.9 at 52.24 MS MIN = 0.2861 at 2.560 MS **AXIS 1**



CADMS Version 1.17.00 - 8-May-1988 Safety Laboratories Department, 610-PL TA6731
CREATED: 22-MAY-88 11:08:14 PLOT PAGE 88 SHEET 37

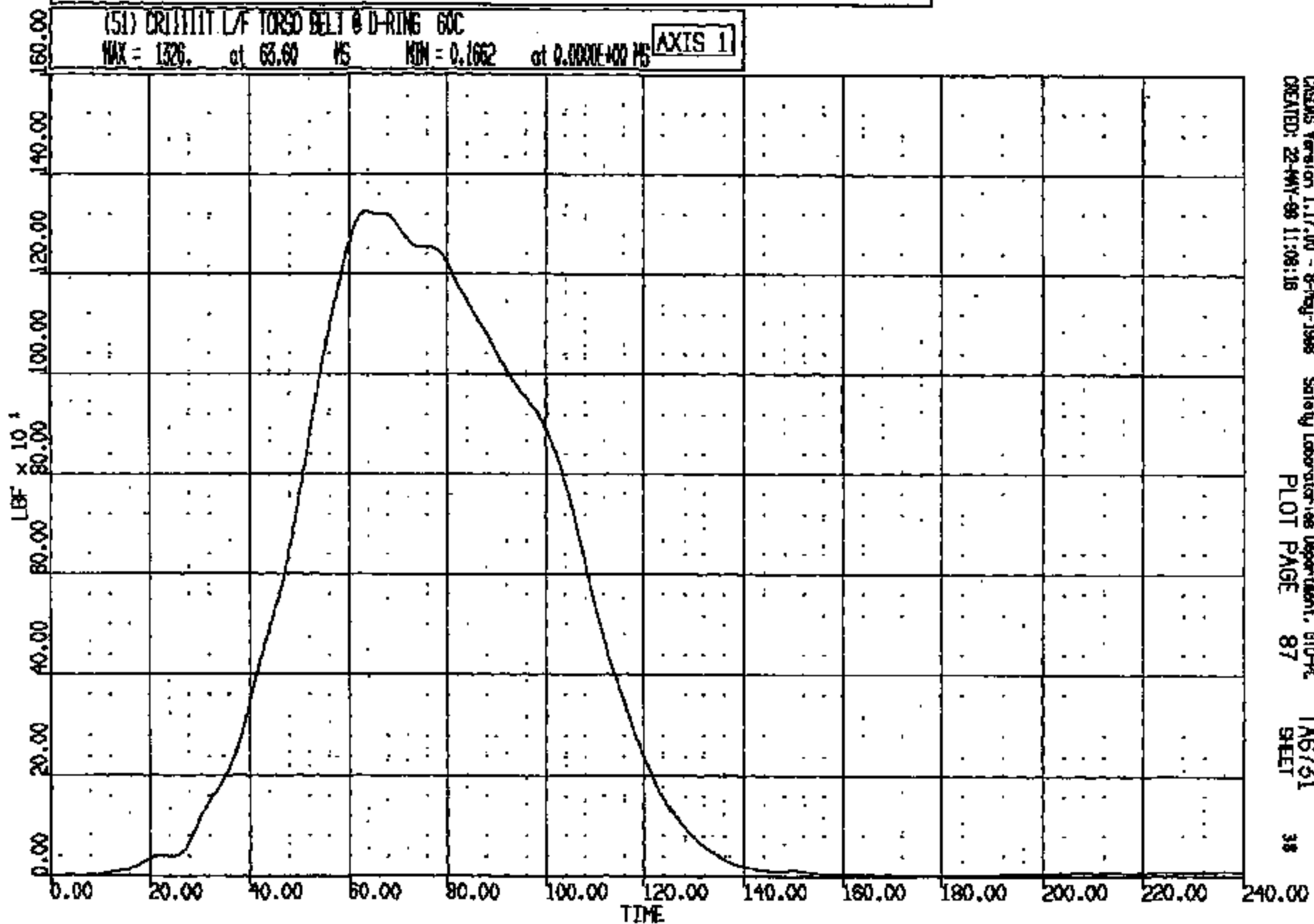
CRIS 0011111

CR R: 11111 TO: TA6731 DATE: 980522 10:19:18
1998 DN-101

(51) CRUIUIT L/T TORSO BELT @ D-RING 60C

MAX = 1326. at 63.60 MS MIN = 0.1662 at 0.0000E+00 MS

AXIS 1



CASMS Version 1.17.00 - 8-May-1998
CREATED: 22-MAY-98 11:08:18

Safety Laboratories Department, STD-FE
PLOT PAGE 87

TA6731
SHEET

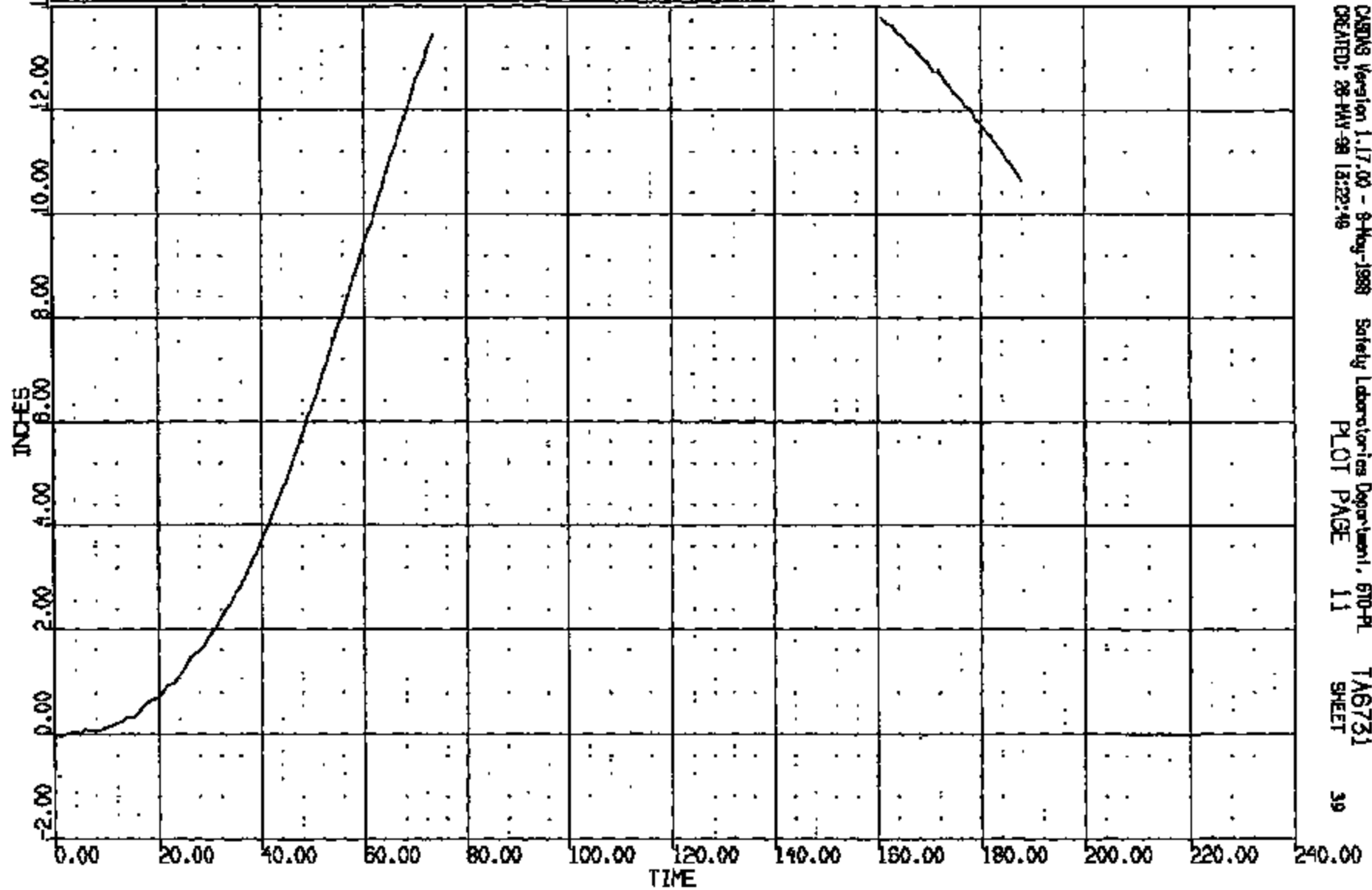
38

CRTS 0011111

CR R: 11111 TO: TAG731 DATE: 980522 10:19:18
1998 DN-101

(0) CR011111 L S HEAD DRYR WRT L INCR AT B PL LONG DISP
MAX = 13.79 at 161.0 MS MIN = -.3035E-01 at 0.9970 MS

AXIS 1

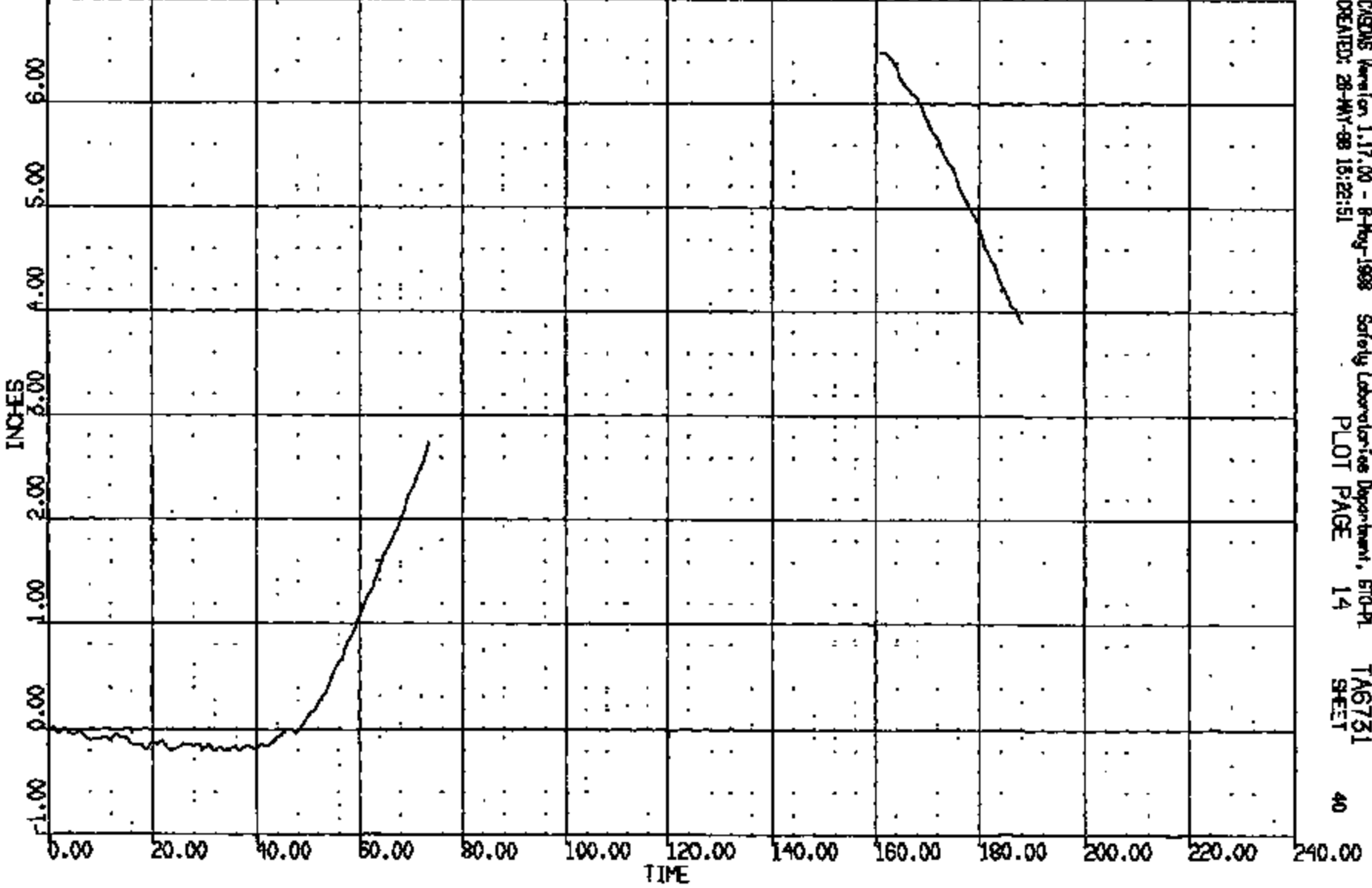


CADWIS Version 1.17.00 - 8-May-1998 Safety Laboratories Department, 610-PL TAG731
CREATED: 28-MAY-98 13:23:46 PLOT PAGE 11 SHEET 39

CRTS 0011111

CR R: 11111 TO: TA6731 DATE: 980522 10:19:18
1998 DN-101

(0) CRCL1111 L S HEAD DRVW WRT L RKR AT B PL VERT DISP
MAX = 6.494 at 161.0 MS MIN = -2.056 at 31.85 MS **AXIS 1**

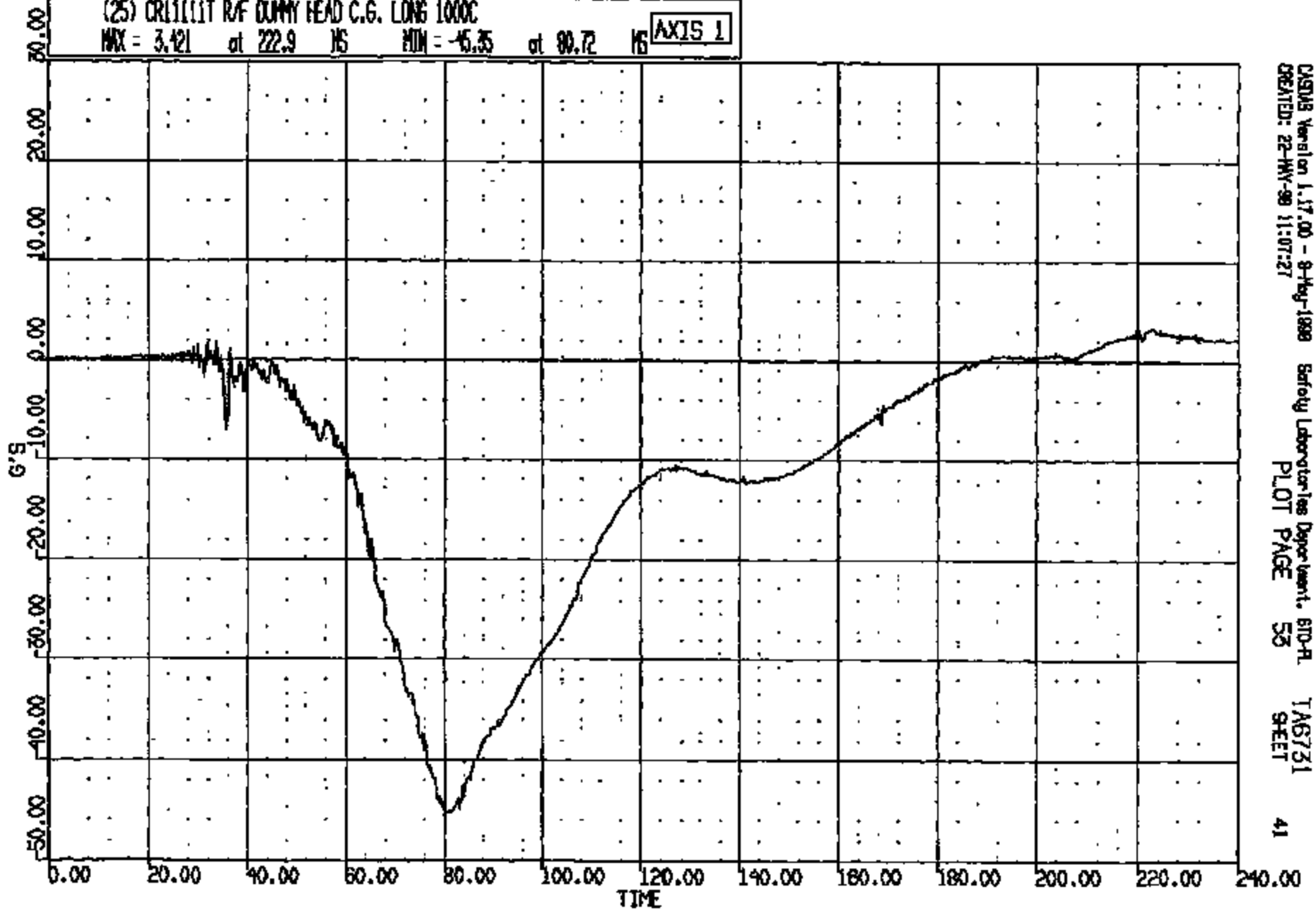


CRS005 Revision 1.17.00 - 8-May-1998 Safety Laboratories Department, 610-PL TA6731
CREATED: 28-MAY-98 15:22:51 PLOT PAGE 14 SHEET 40

CRTS 0011111

CR R: 11111 TO: TAB731 DATE: 990522 10:19:16
1999 DN-101

(25) CR111111 R/F DUMMY HEAD C.G. LONG 1000C
MAX = 3.421 at 222.9 MS MIN = -45.35 at 80.72 MS AXIS 1

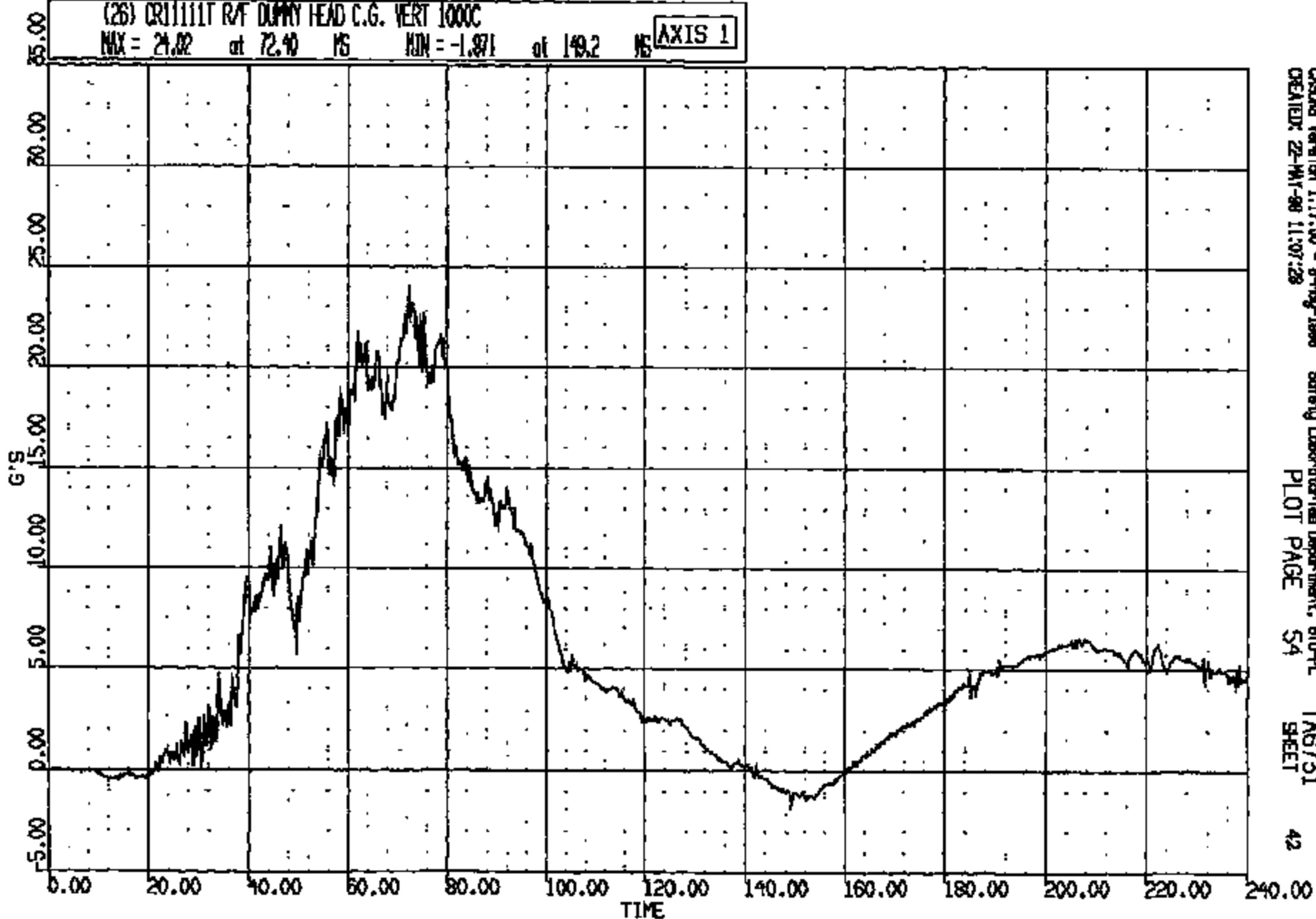


CASPER Version 1.17.00 - 8-Feb-1999 Sefcoy Laboratories Department, STD-FL
CREATED: 22-MAY-99 11:07:27 PLOT PAGE 53 SHEET 41

CRTS 0011111

CR R: 11111 TO: TAG731 DATE: 980522 10:19:18
1998 DN-101

(26) CR11111T R/F DUMMY HEAD C.G. VERT 1000C
MAX = 24.82 at 72.40 MS MIN = -1.871 at 149.2 MS **AXIS 1**



CRSNG Version 1.17.00 - 8-May-1998 Safety Laboratories Department, 610-PL TAG731
CREATED: 22-MAY-98 11:07:28 PLOT PAGE 54 SHEET 42

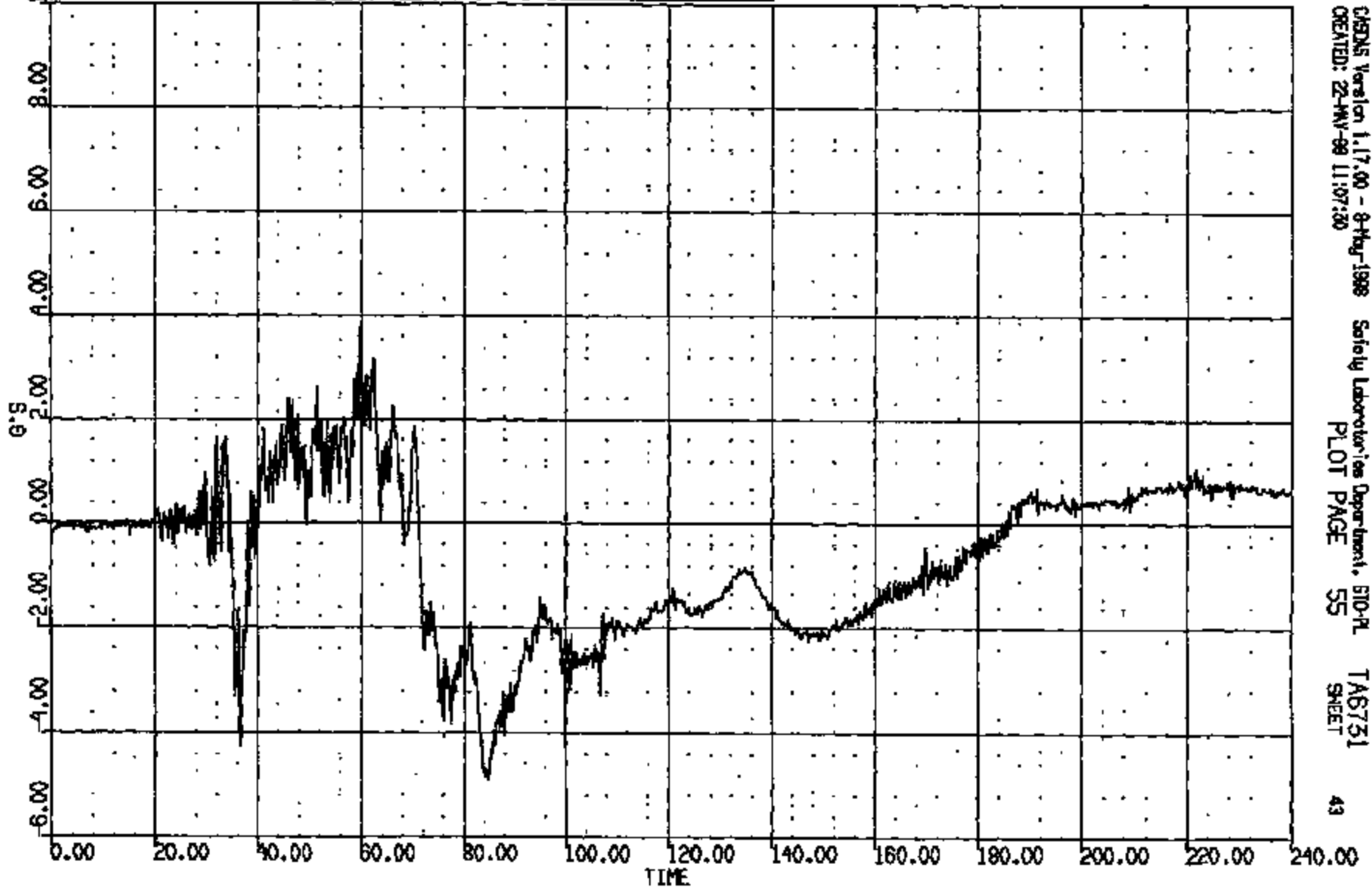
CRTS 00111111

CR R: 11111 TO: TAB751 DATE: 980522 10:18:18
1998 DN-101

(27) CR111111 R/F DUMMY HEAD C.G. LAT 1000C

MAX = 3.770 at 59.60 MS MIN = -4.806 at 84.64 MS

AXIS 1

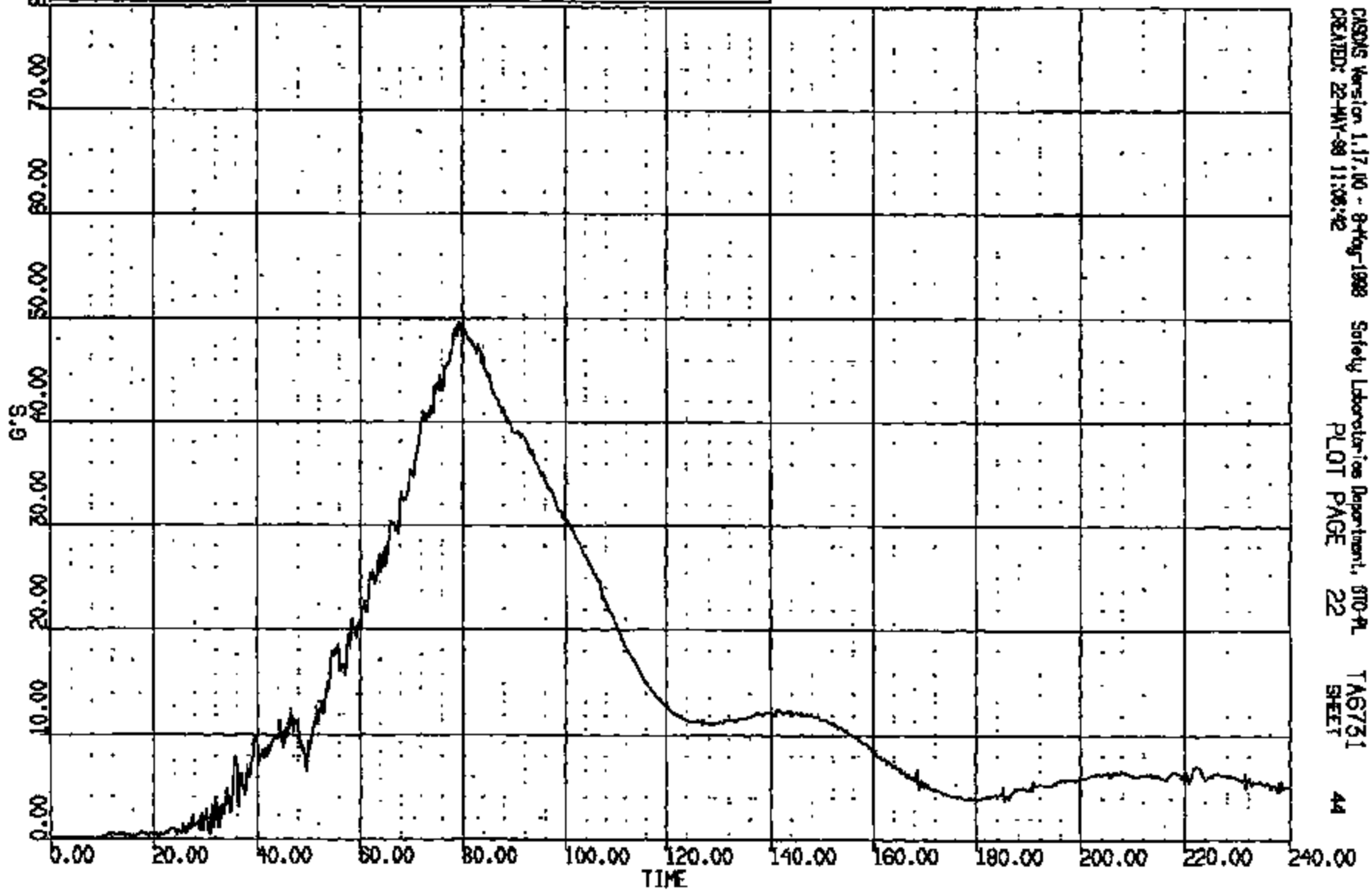


CHS05 Version 1.17.00 - 9-May-1998 Safety Laboratories Department, SID-PL
CREATED: 22-MAY-99 11:07:30 PLOT PAGE 55 TAB751
SHEET 43

CR1S 0011111

01:00:00: 11111 TO: TA6731 DATE: 980322 10:19:15
 02:00:00: DZ: 1.01
 03:00:00: DUR: 240.0 T1/T2: 80.4 // 100.
 04:00:00: DUR: 80.0 T1/T2: 88.8 // 102.
 05:00:00: DUR: 18.0 T1/T2: 78.4 // 88.4

(10005) CR11111) R/F DUMMY HEAD C.G. RES 1000C
 MAX = 49.46 at 80.00 MS MIN = 0.504E-01 at 1.200 MS AXIS 1

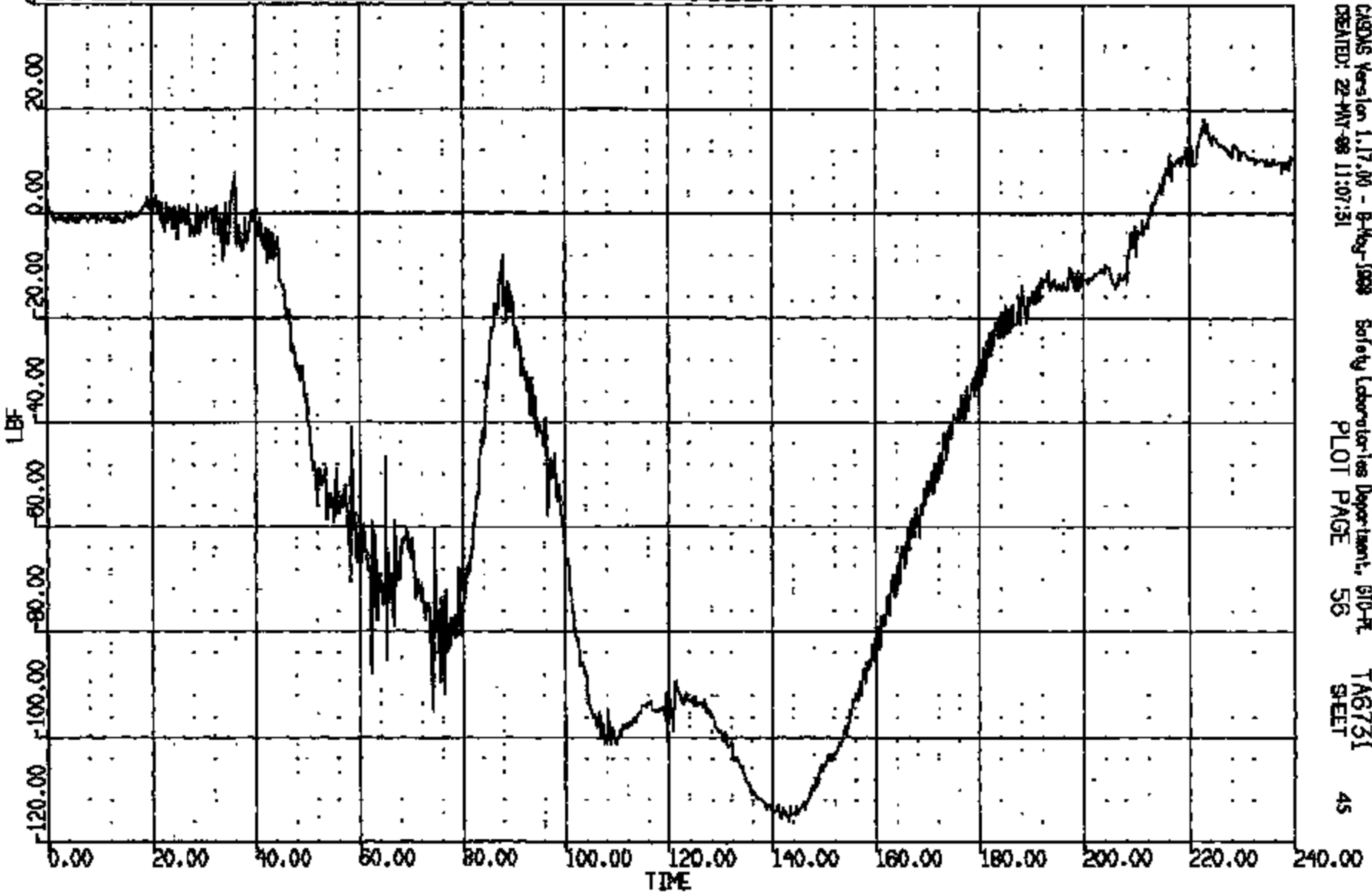


CASMS Version 1.17.00 - 8-Feb-1998 Safety Laboratories Department, DTIC PL
 CREATED: 22-MAY-98 11:08:42 PLOT PAGE 22 TA6731 SHEET 44

CRTS 00111111

CR R: 11111 TO: TAG751 DATE: 980522 10:19:16
1999 DN-101

(28) CR11111T R/F DUMMY NECK UPPER LOAD FX 1000C
MAX = 18.02 at 222.7 MS MIN = -115.9 at 143.1 MS **AXIS 1**

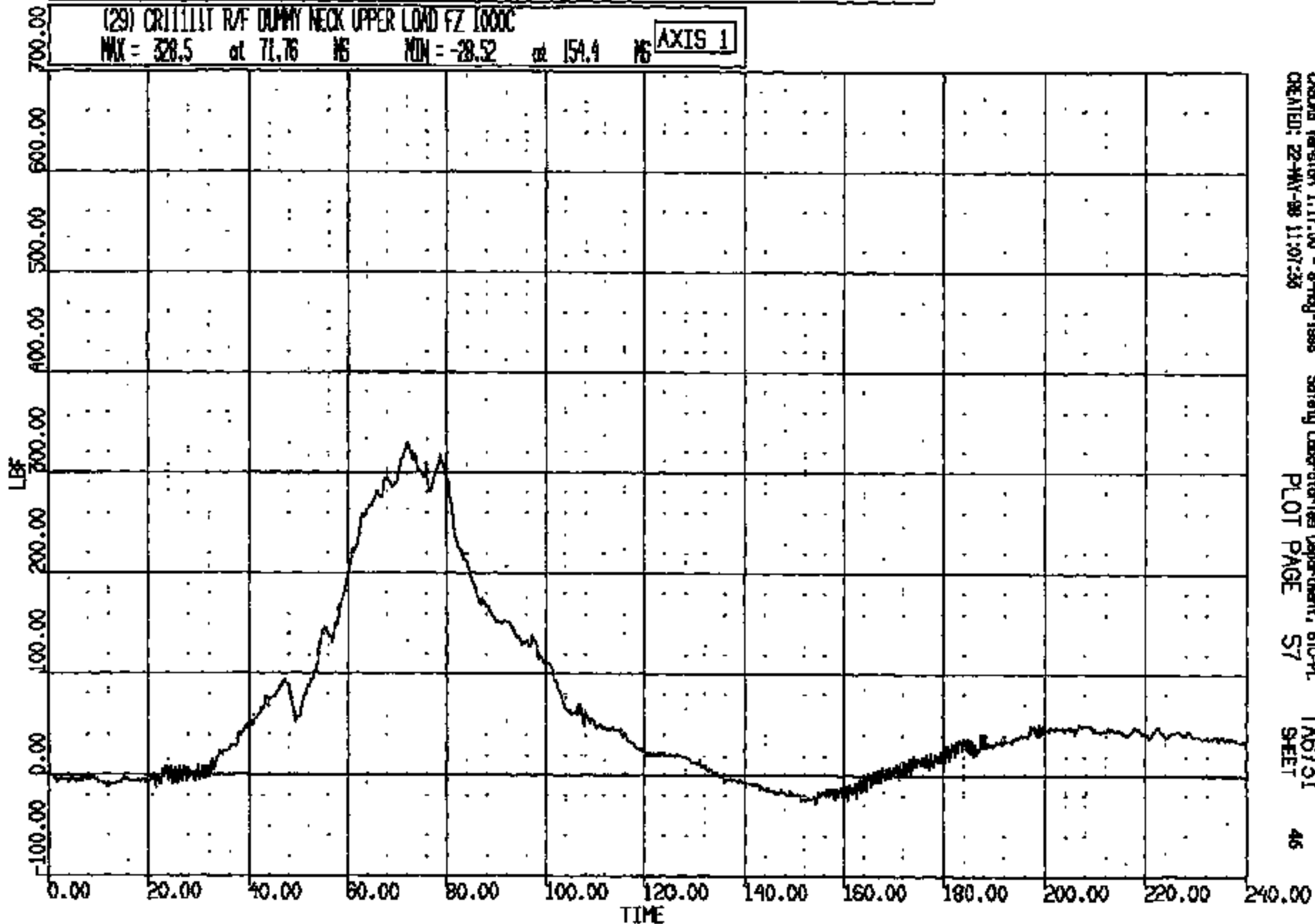


CADWAS Version 1.17.00 - B-Reg-1998 Safety Laboratories Department, 610-PL
CREATED: 22-MAY-98 11:07:51 PLOT PAGE 56 TAG751 SHEET 45

CRTS 0011111

CR R: 11111 TD: TA6731 DATE: 980522 10:19:16
1998 DN-101

(29) CR111111 R/F DUMMY NECK UPPER LOAD FZ (KXDC)
MAX = 328.5 at 71.76 MS MIN = -28.52 at 151.4 MS **AXIS 1**

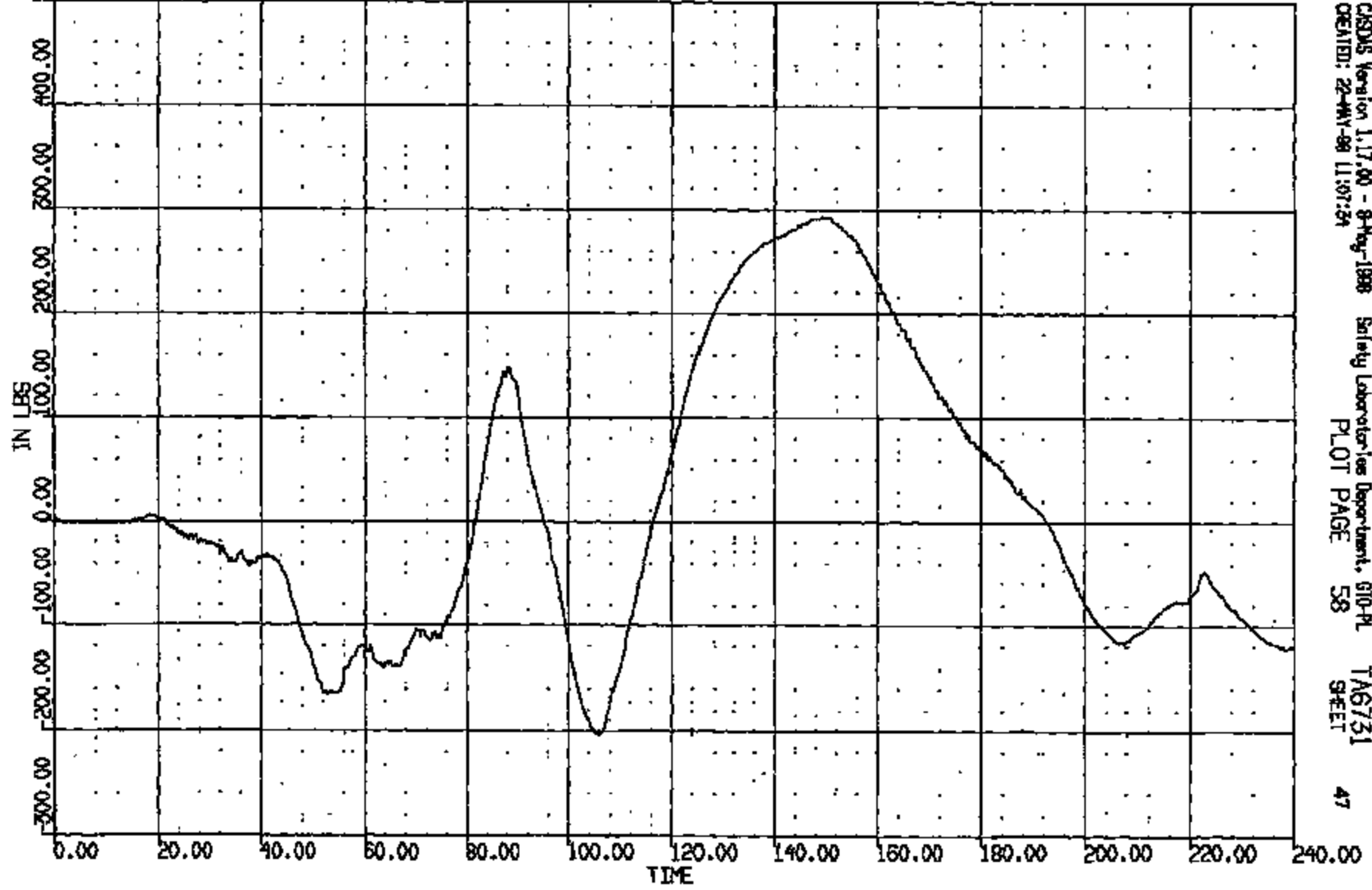


CADDS Version 1.17.00 - 8-May-1998 Safety Laboratories Department, 610-PL
CREATED: 22-MAY-98 11:07:35 PLOT PAGE 57 TA6731 SHEET 46

CRTS 0011111

CR R: 11111 TO: TA6731 DATE: 980522 10:19:18
1998 DN-101

(30) CR111111 R/F DUMMY NECK UPPER LOAD BY 600C
MAX = 298.9 at 149.5 MS MIN = -203.6 at 105.8 MS **AXIS 1**

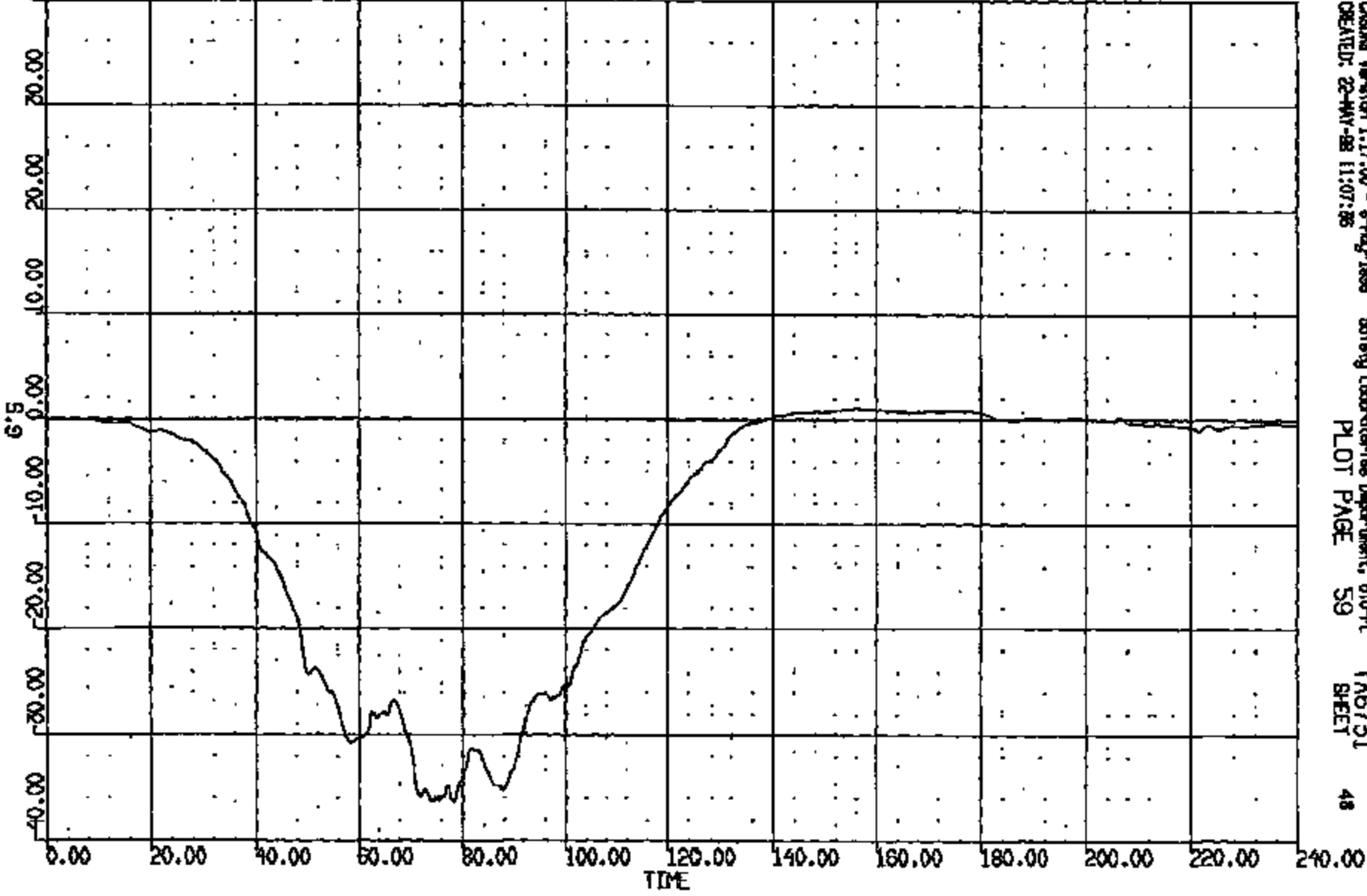


CASAS Version 1.17.00 - 8-Aug-1998 Safety Laboratories Department, 610-PL
CREATED: 22-MAY-98 11:07:24 PLOT PAGE 58 TA6731 SHEET 47

CRTS 00111111

CR R: 11111 TO: T6731 DATE: 880622 10:19:18
1998 DN-101

(31) CR11111 R/F DUMMY CHEST LONG 180C
MAX = 1.030 at 156.1 MS MIN = -36.39 at 78.32 MS **AXIS 1**



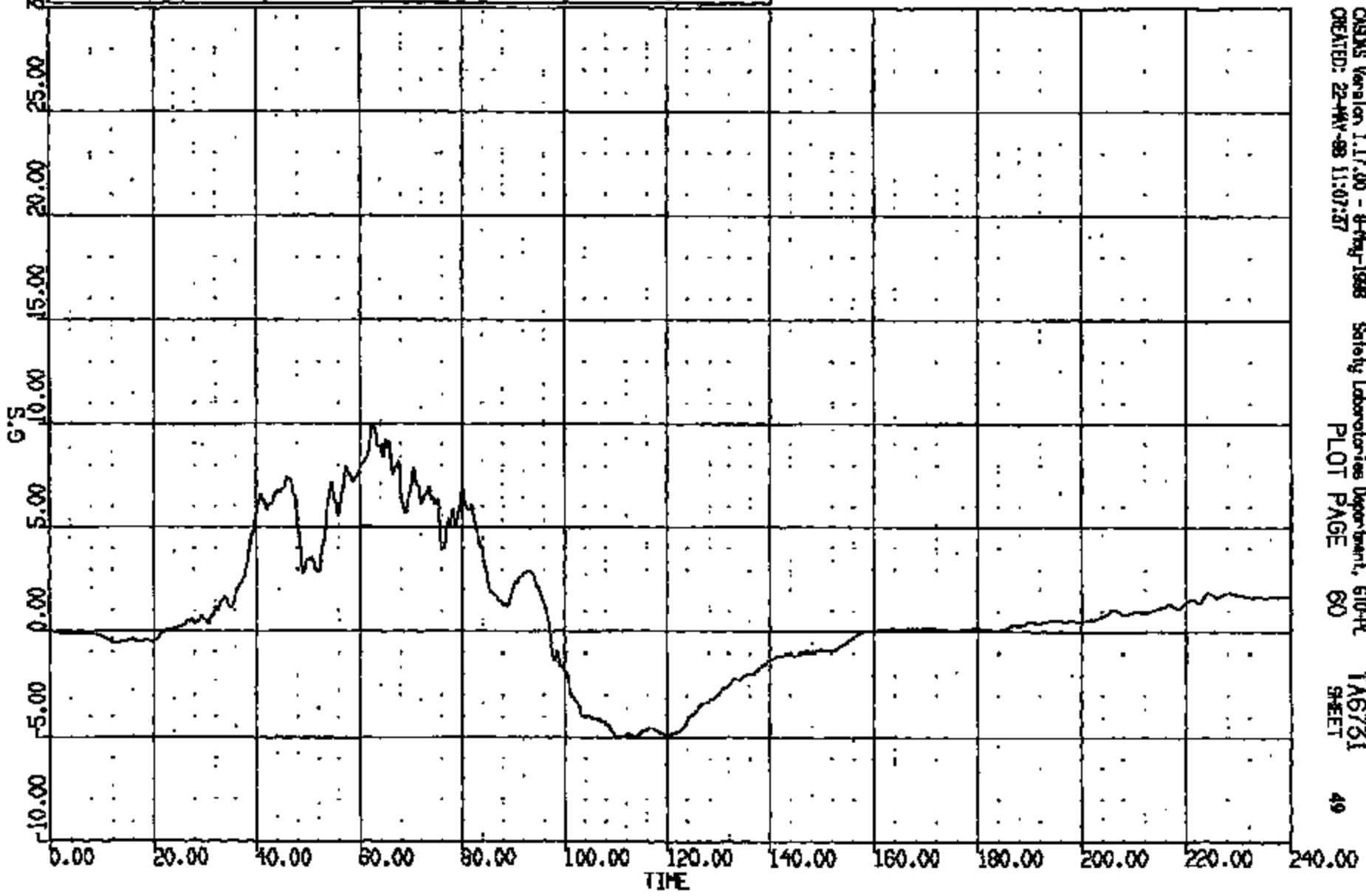
CRSING Version 1.17.00 - 8-May-1998 Safety Laboratories Department, 610-PL TAG731 48
CREATED: 22-MAY-98 11:07:28 PLOT PAGE 59 SHEET

CRTS 0011111

CR R: 11111 TO: TA6731 DATE: 860522 10:18:18
1986 DN-101

(32) CR11111 R/F DUMMY CHEST VERT 180C
MAX = 9.981 at 62.56 MS MIN = -5.007 at 110.1 MS

AXIS 1



CRS25 Version 1.17.00 - 8-May-1988 Safety Laboratories Department, 610-PL TA6731
CREATED: 22-MAY-88 11:07:37 PLOT PAGE 60 SHEET 49

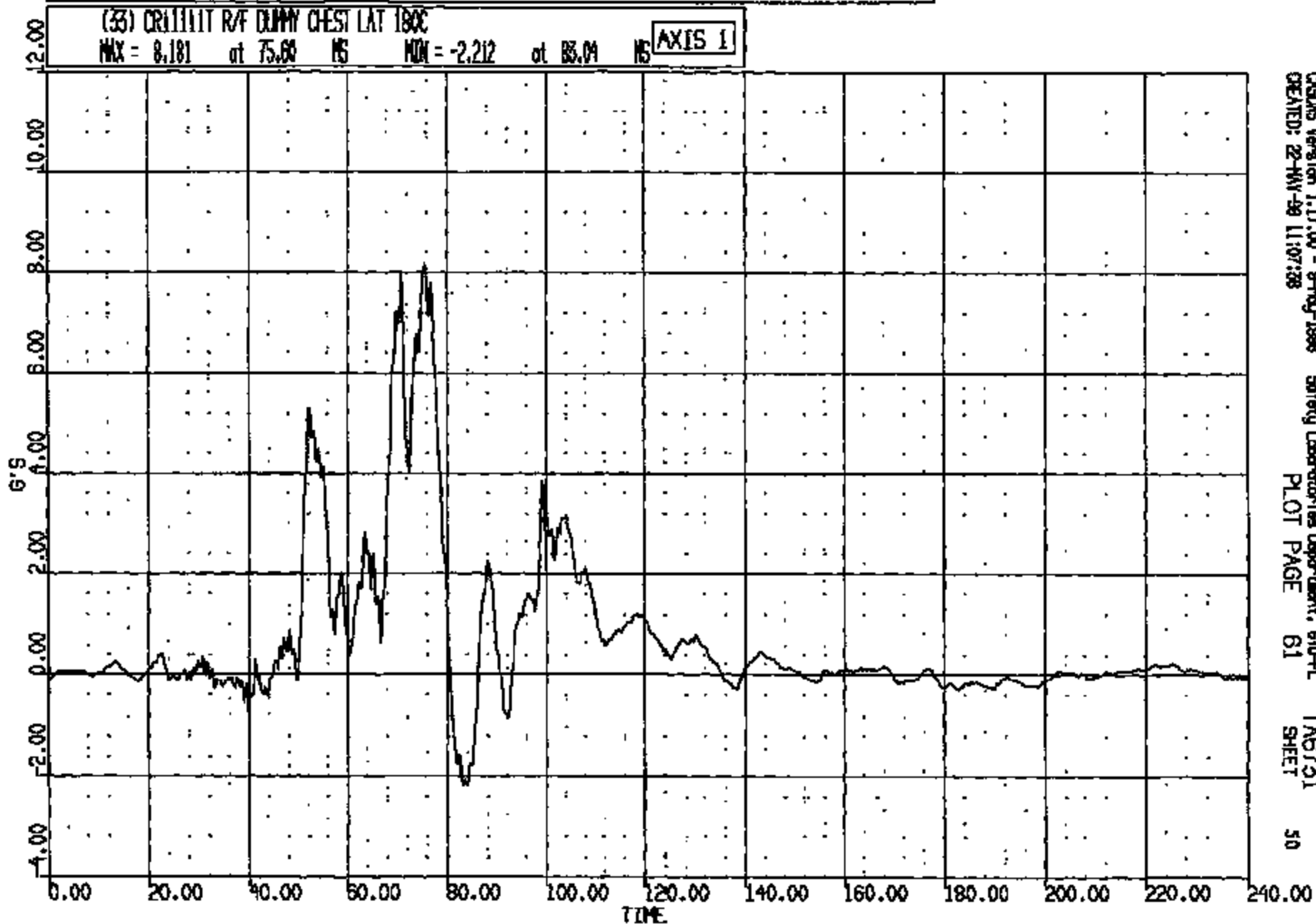
CRIS 0011111

CR R: 11111 TO: TAG731 DATE: 880522 10:19:15
1988 DN-101

(33) CR11111T R/F DUMMY CHEST LAT 180C

MAX = 8.181 at 75.00 MS MIN = -2.212 at 83.04 MS

AXIS 1



CRS01S Version 1.17.00 - 8-May-1988
CREATED: 22-MAY-88 11:07:28

Safety Laboratories Department, 610-PL
PLOT PAGE 61

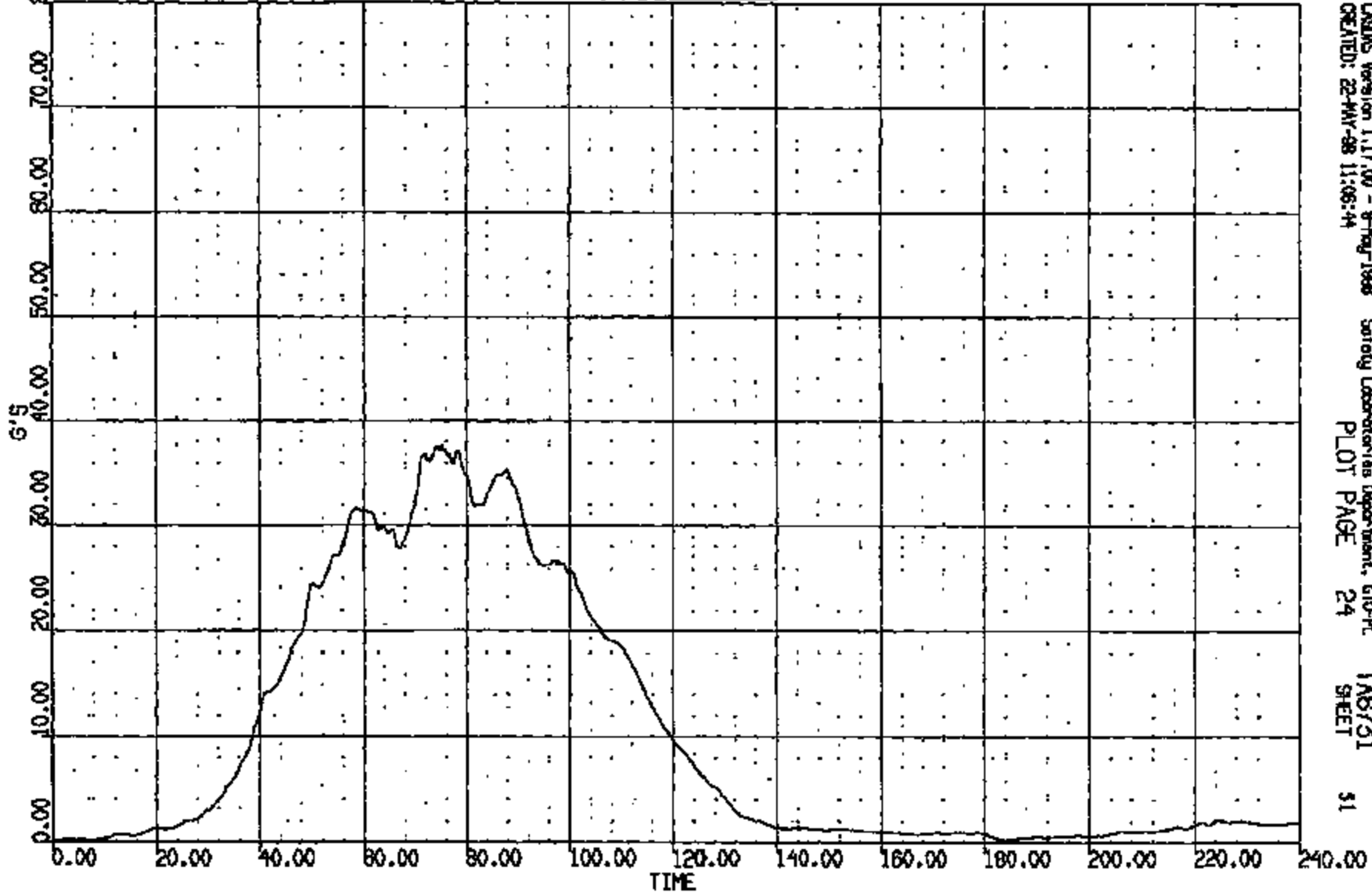
TAG731
SHEET

50

CR11111T

CR R: 11111 TO: T6731 DATE: 980522 10:19:18
1998 DN-101
CUMDUR = 38.898 Duration time = 2.9968

(10011) DR11111F R/F DUMMY CHEST RES 180C
MAX = 37.69 at 75.20 MS MIN = 0.3885E-01 at 1.040 MS **AXIS 1**

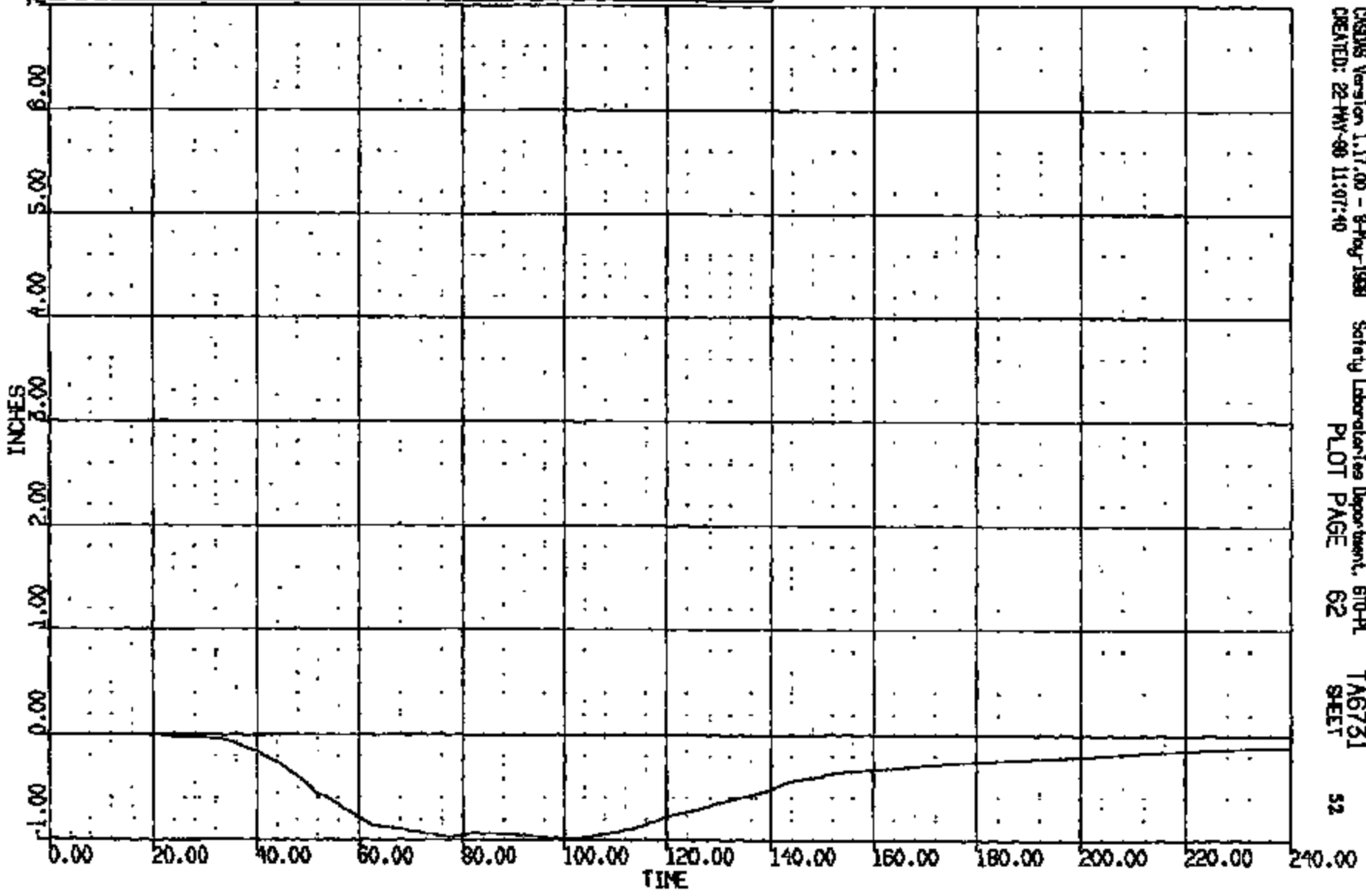


CADMS Version 1.17.00 - 8-May-1998 Safety Laboratories Department, EIO-PL T6731
CREATED: 22-MAY-98 11:06:44 PLOT PAGE 24 SHEET 51

CRIS 0011111

CR#: 11111 TO: TAG731 DATE: 880522 10:18:18
1988 DN-101

(34) CR11111 R/F DUMMY CHEST DEFLECTION 180C
MAX = 0.1110E-02 at 0.3200 MS MIN = -.3329 at 100.0 MS **AXIS 1**

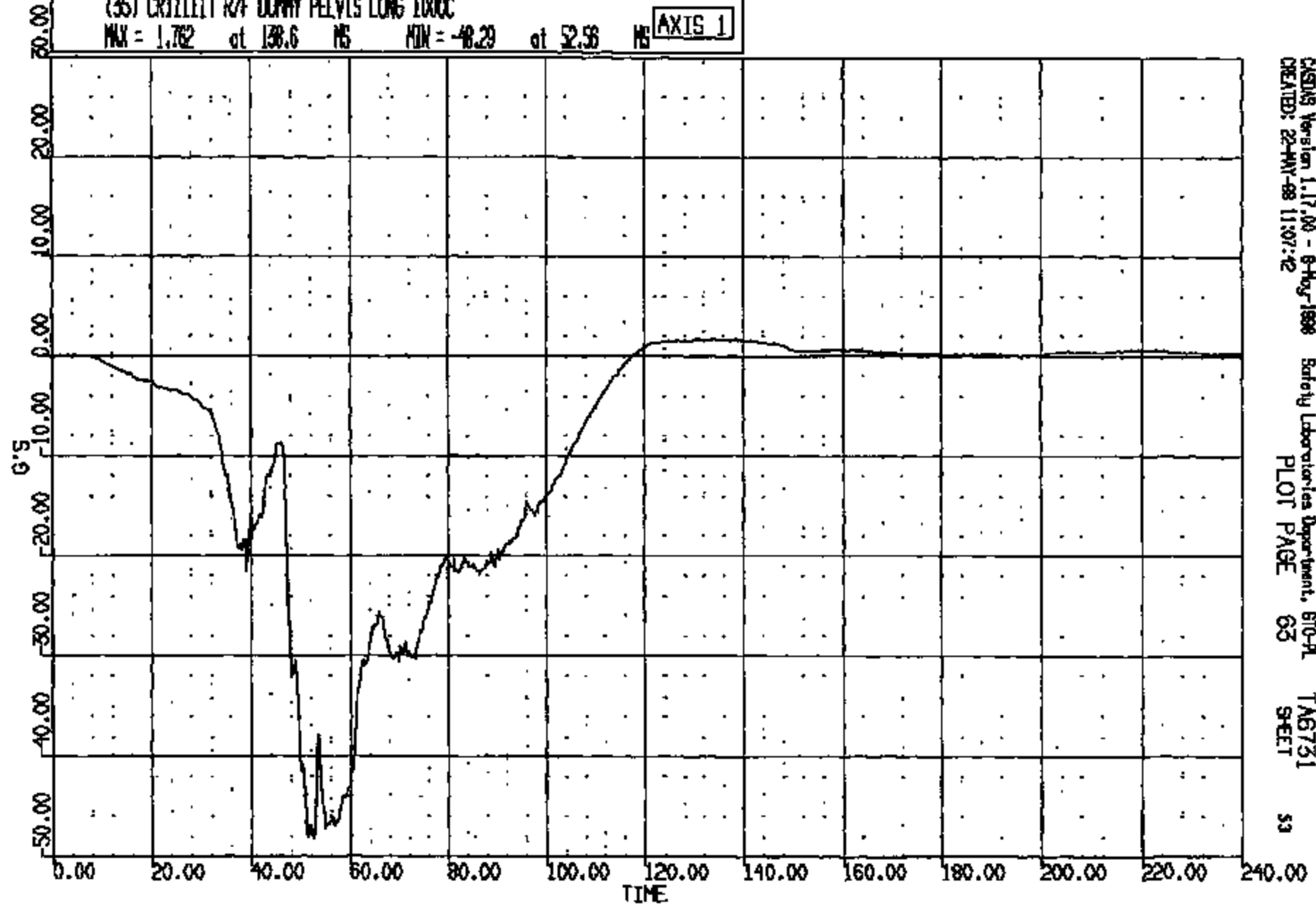


CRSDAS Version 1.17.00 - 8-May-1988 Safety Laboratories Department, 670-PL TAG731
CREATED: 22-MAY-88 11:07:40 PLOT PAGE 62 SHEET 52

CRTS 0011111

CR R: 11111 TO: TAB731 DATE: 080522 10:18:10
1989 DN-101

(35) CRZILLIT R/F DUMMY PELVIS LONG 1000C
MAX = 1.762 at 138.6 MS MIN = -48.29 at 52.56 MS **AXIS 1**

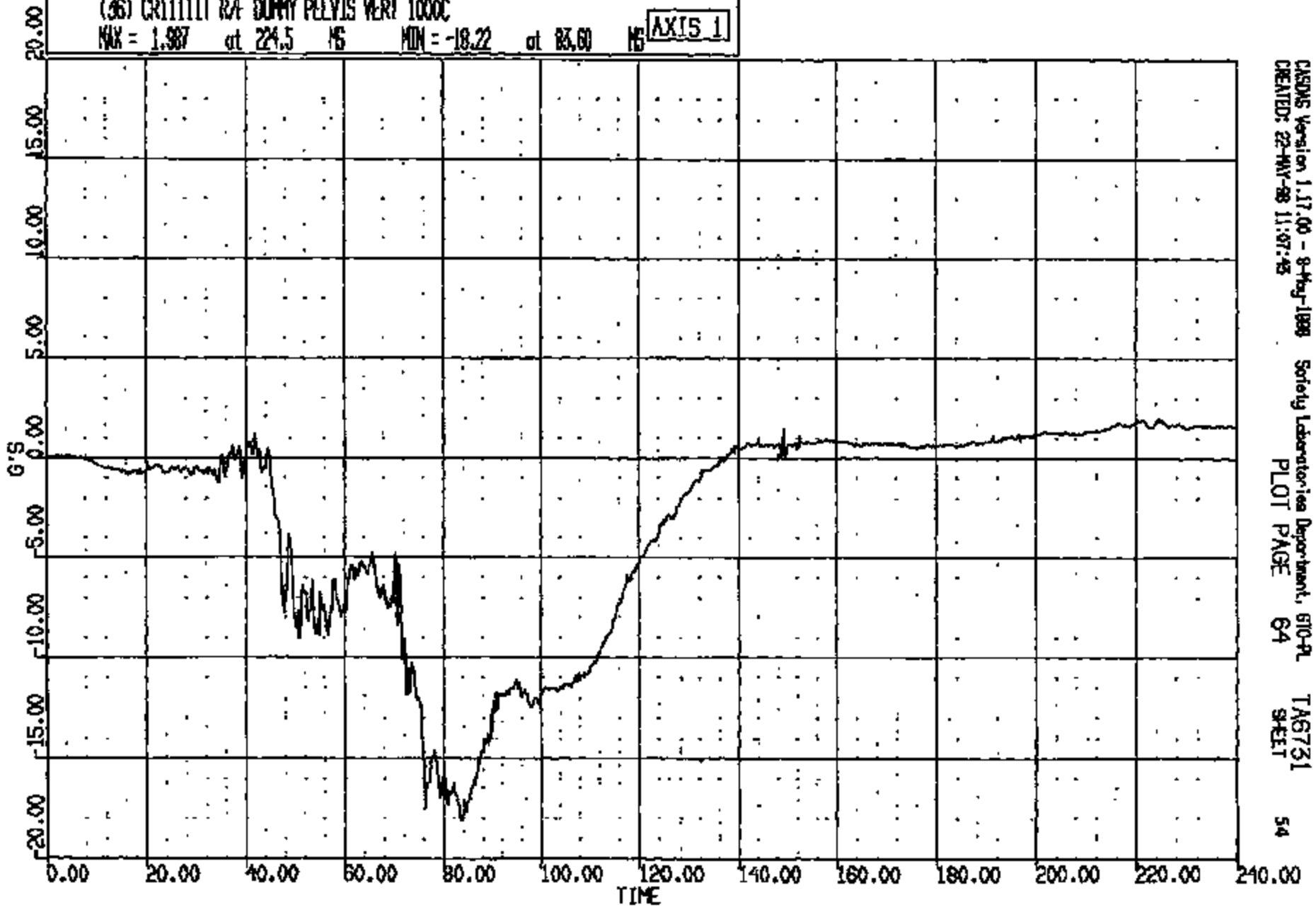


CASUS Version 1.17.00 - 6-Aug-1988 Safety Laboratories Department, 610-A
CREATED: 22-MAY-88 11:07:42 PLOT PAGE 63 SHEET 53

CRIS 00111111

CR R: 11111 TO: TAG731 DATE: 990532 10:19:16
1999 DN-101

(36) CR11111T R/F DUMMY PELVIS VERT 1000C
MAX = 1.987 at 224.5 MS MIN = -18.22 at 83.60 MS **AXIS 1**

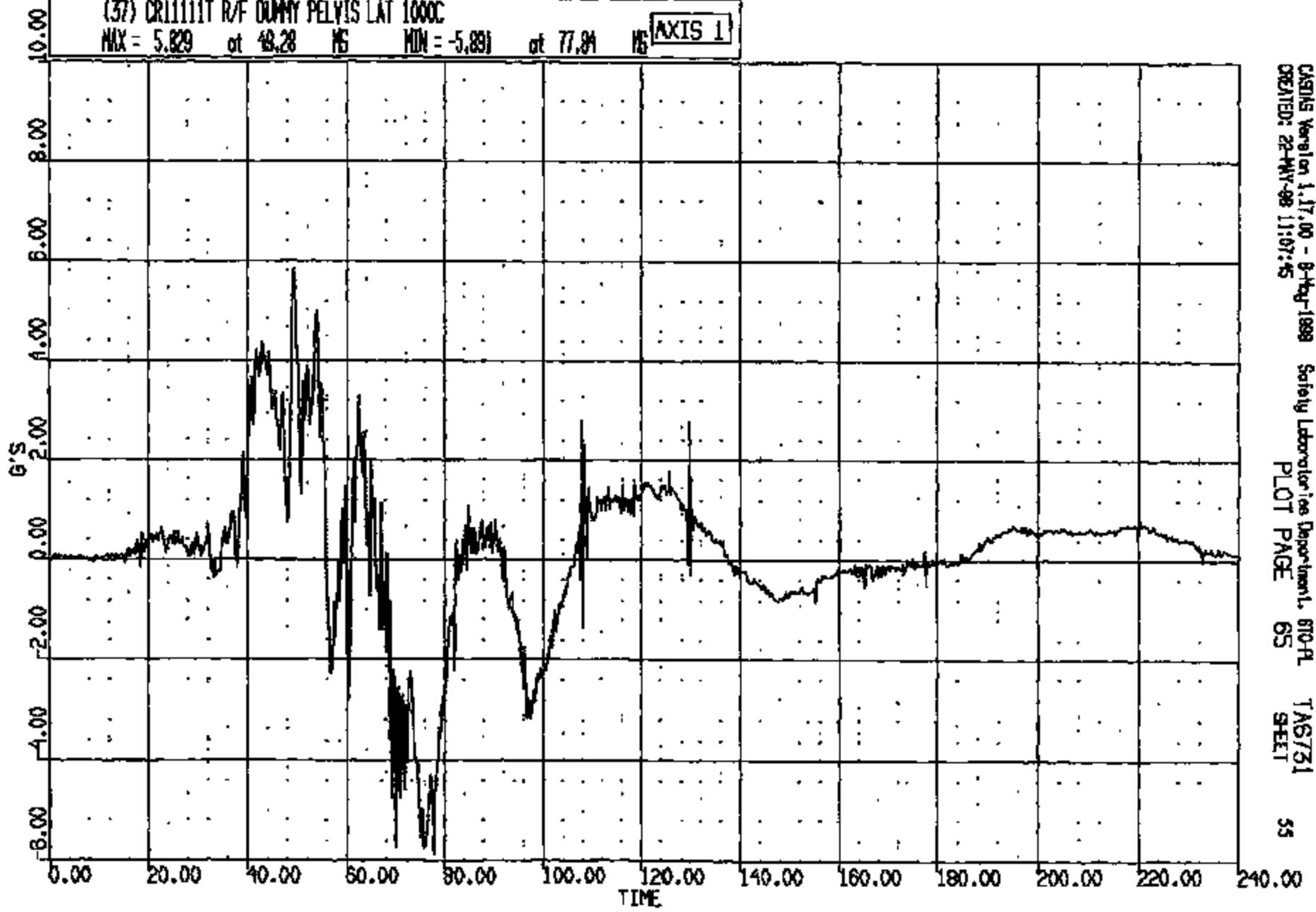


CASDS Version 1.17.00 - 9-May-1999 Society Laboratories Department, 610-PL
CREATED: 22-MAY-98 11:07:48 PLOT PAGE 64 TAG731 SHEET 54

CRTS 0011111

CR R: 11111 TO: TAG751 DATE: 980522 10:19:18
1998 DN-101

(37) CR11111T R/F DUMMY PELVIS LAT 1000C
MAX = 5.829 at 48.28 MS MIN = -5.891 at 77.94 MS AXIS 1



CASINS Version 1.17.00 - 8-Feb-1999 Safety Laboratories Department, BTG-FL
CREATED: 22-MAY-98 11:07:45 PLOT PAGE 65 TAG751 SHEET 55

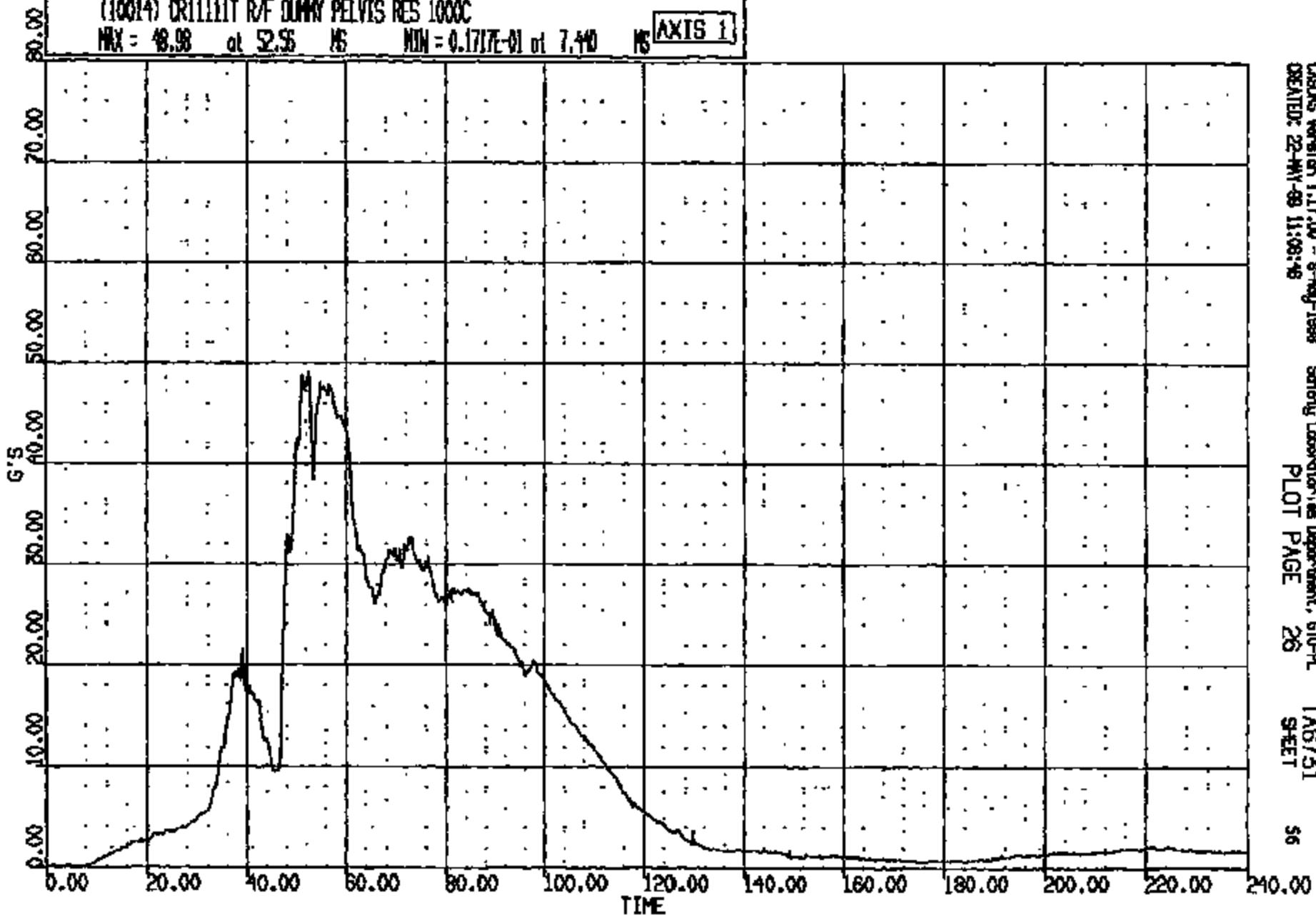
CRTS 0011111

CR R: 11111 TO: TAG731 DATE: 890522 10:18:18
1989 DN-101

(10014) DRILLBIT R/F DUMMY PELVIS RES 1000C

MAX = 48.98 at 52.56 MS MIN = 0.1717E-01 at 7.440 MS

AXIS 1



CADDS Version 1.17.00 - 8-Aug-1988
CREATED: 22-MY-89 11:08:48

Safety Laboratories Department, 610-PL
PLOT PAGE 26

TAG731
SHEET

56

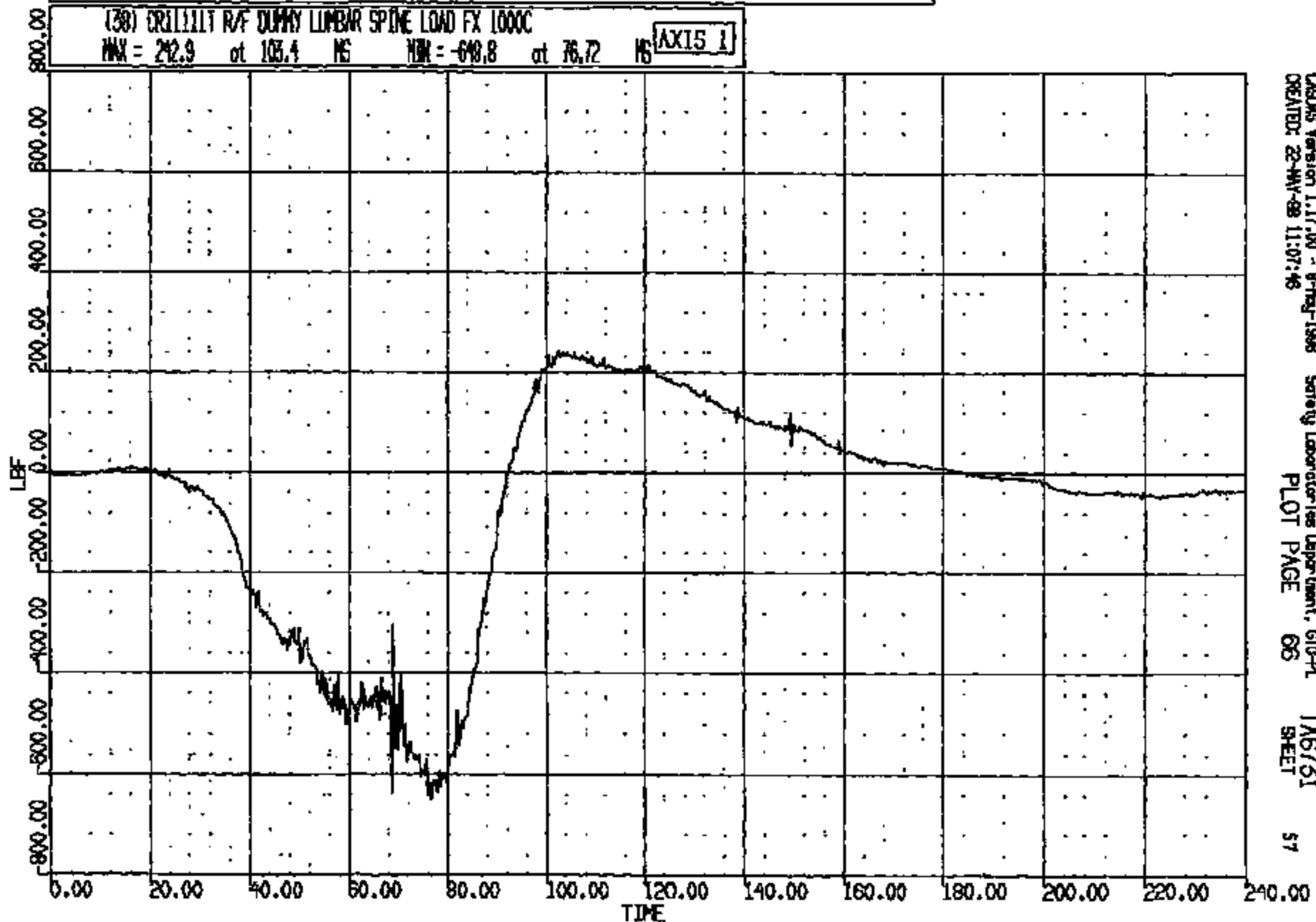
CRTS 0011111

CR#: 11111 TO: T6731 DATE: 880522 10:19:18
1988 DN-101

(38) CR11111 R/F DUMMY LUMBAR SPINE LOAD FX 1000C

MAX = 212.9 at 103.4 MS MIN = -648.8 at 76.72 MS

AXIS 1



CRSUS Version 1.17.00 - 8-May-1988
CREATED: 22-MAY-88 11:07:46

Safety Laboratories Department, G10-PL
PLOT PAGE 06

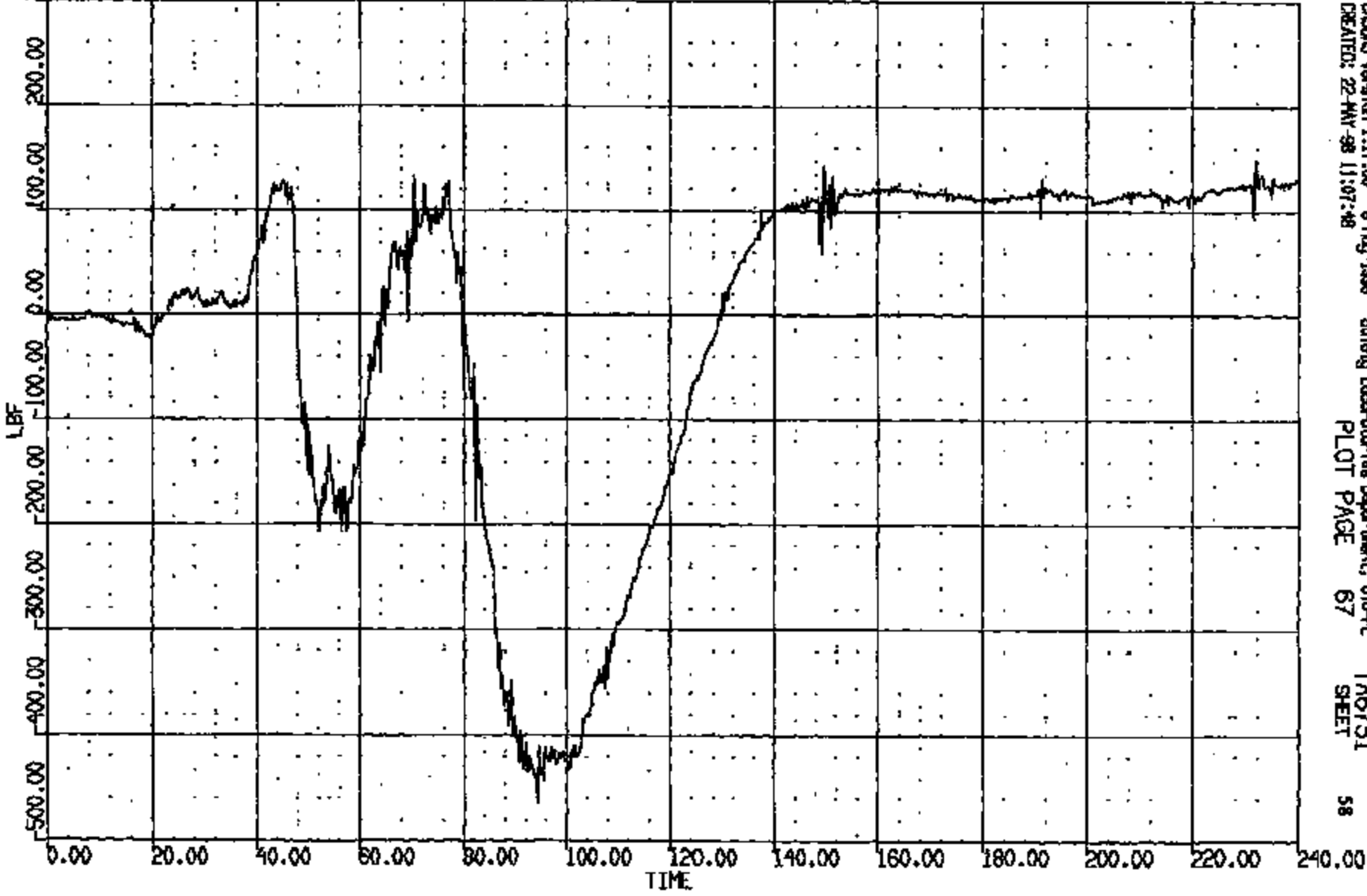
T6731
SHEET

57

CRTS 0011111

CR R: 11111 TD: TAG731 DATE: 880822 10:18:16
1988 DN-101

(39) CR1111T R/F DUMMY LUMBAR SPINE LOAD FZ 1000C
MAX = 147.9 at 231.8 MS MIN = -465.1 at 94.32 MS **AXIS 1**



CRONUS Version 1.17.00 - 9-May-1988 Safety Laboratories Department, BU-PL TAG731
CREATED: 22-MAY-88 11:07:48 PLOT PAGE 67 SHEET 58

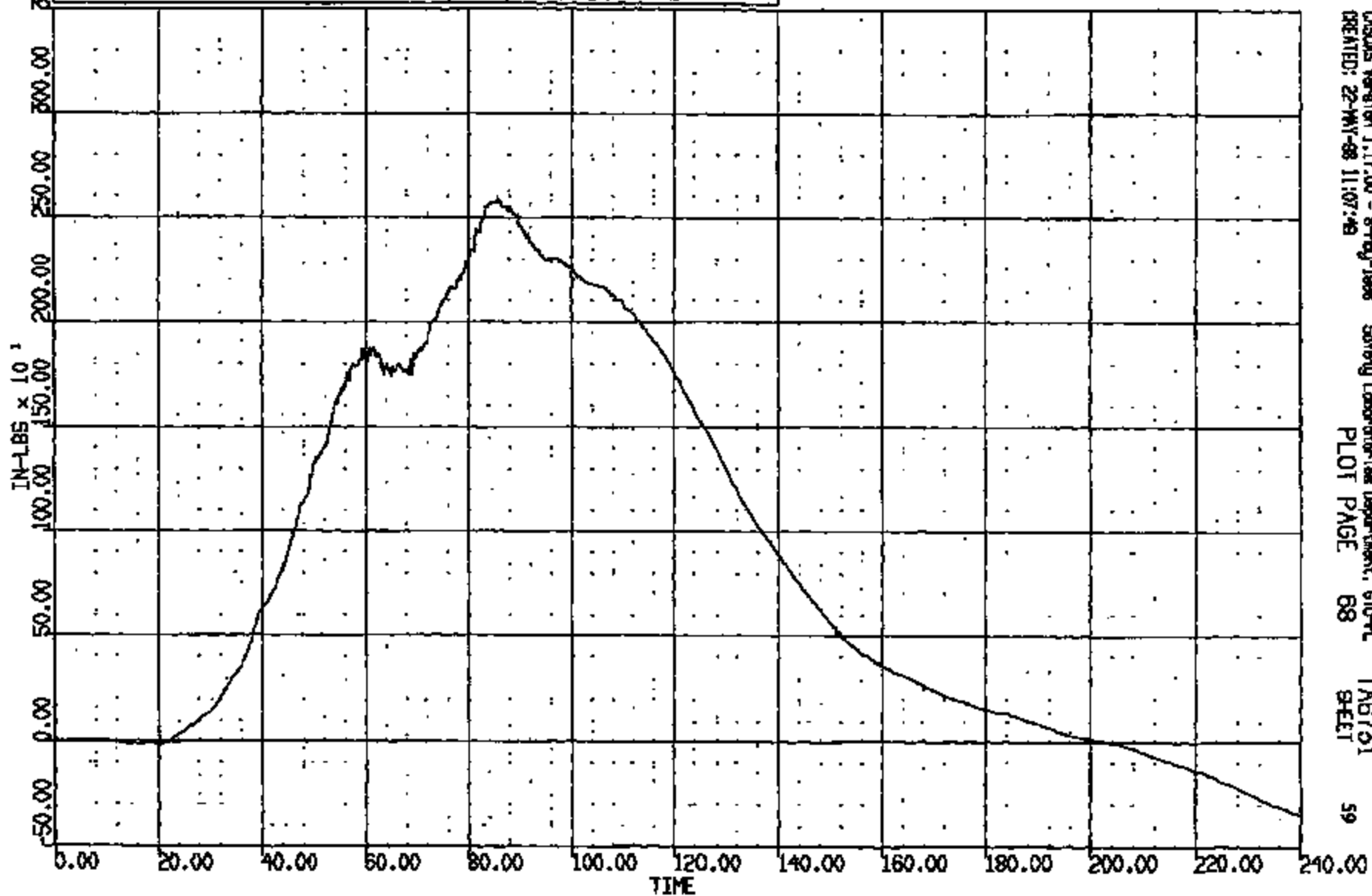
CRTS 0011111

CR R: 11111 TO: TA6731 DATE: 080622 10:19:18
1998 DN-101

(40) CRITICAL R/F DUMMY LUMBAR SPINE LOAD NY 1000C

MAX = 238.9 at 65.52 MS MIN = -345.9 at 240.0 MS

AXIS 1



CASAS Version 1.17.00 - 8-May-1998
CREATED: 22-MAY-98 11:07:48

Safety Laboratories Department, 610-PL
PLOT PAGE 88

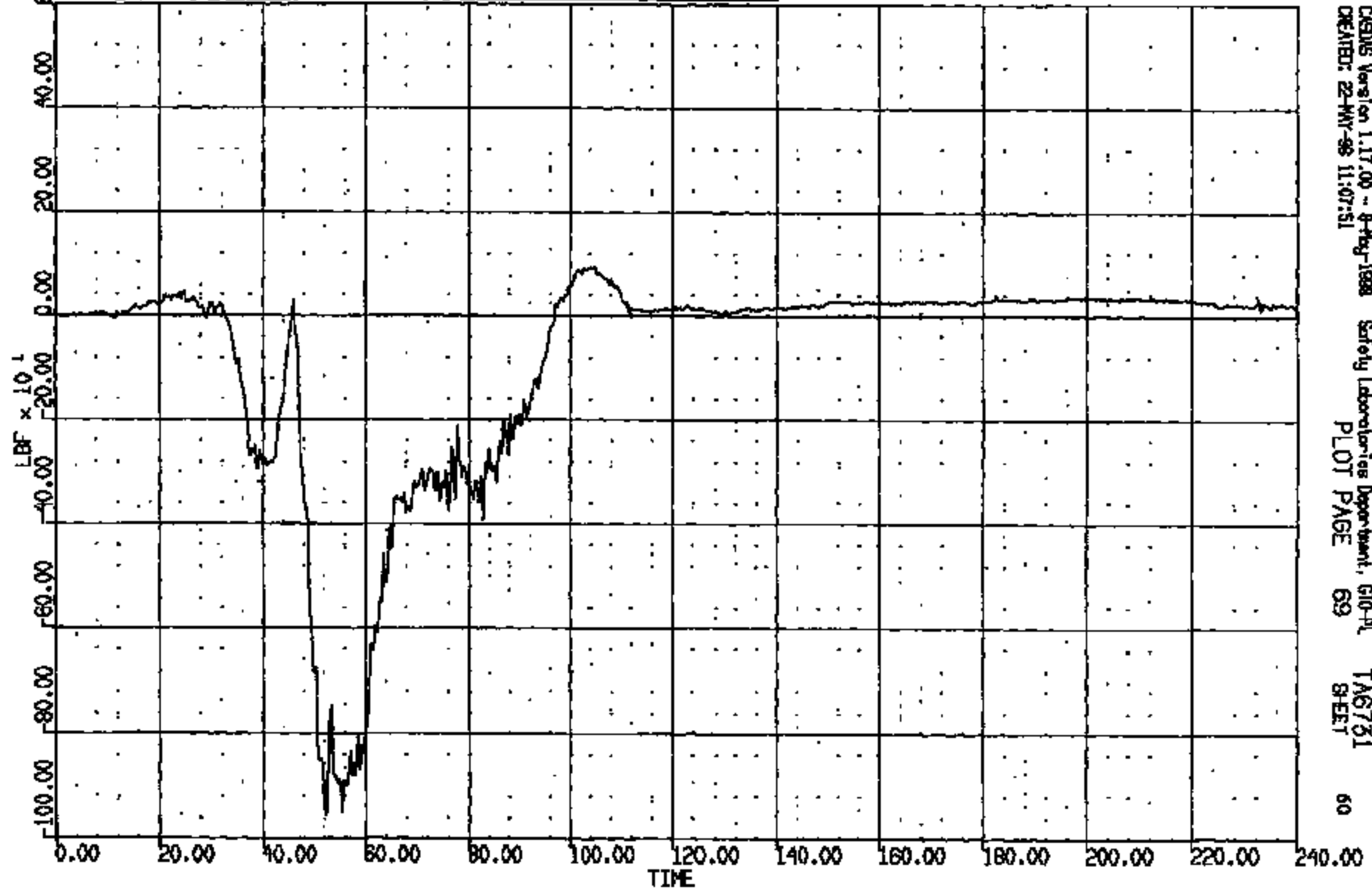
TA6731
SHEET

59

CRTS 0011111

CR #: 11111 TO: TAG751 DATE: 980522 10:18:16
1998 ON-101

(41) CR111111 R/F DUMMY L/FEMUR LOAD FZ 600C
MAX = 92.67 at 109.6 MS MIN = -955.5 at 52.40 MS **AXIS 1**



CRS Version 1.17.00 - 9-May-1998 Safety Laboratories Department, G10-PL
CREATED: 22-MAY-98 11:07:51 PLOT PAGE 69 TAG751
SHEET 60

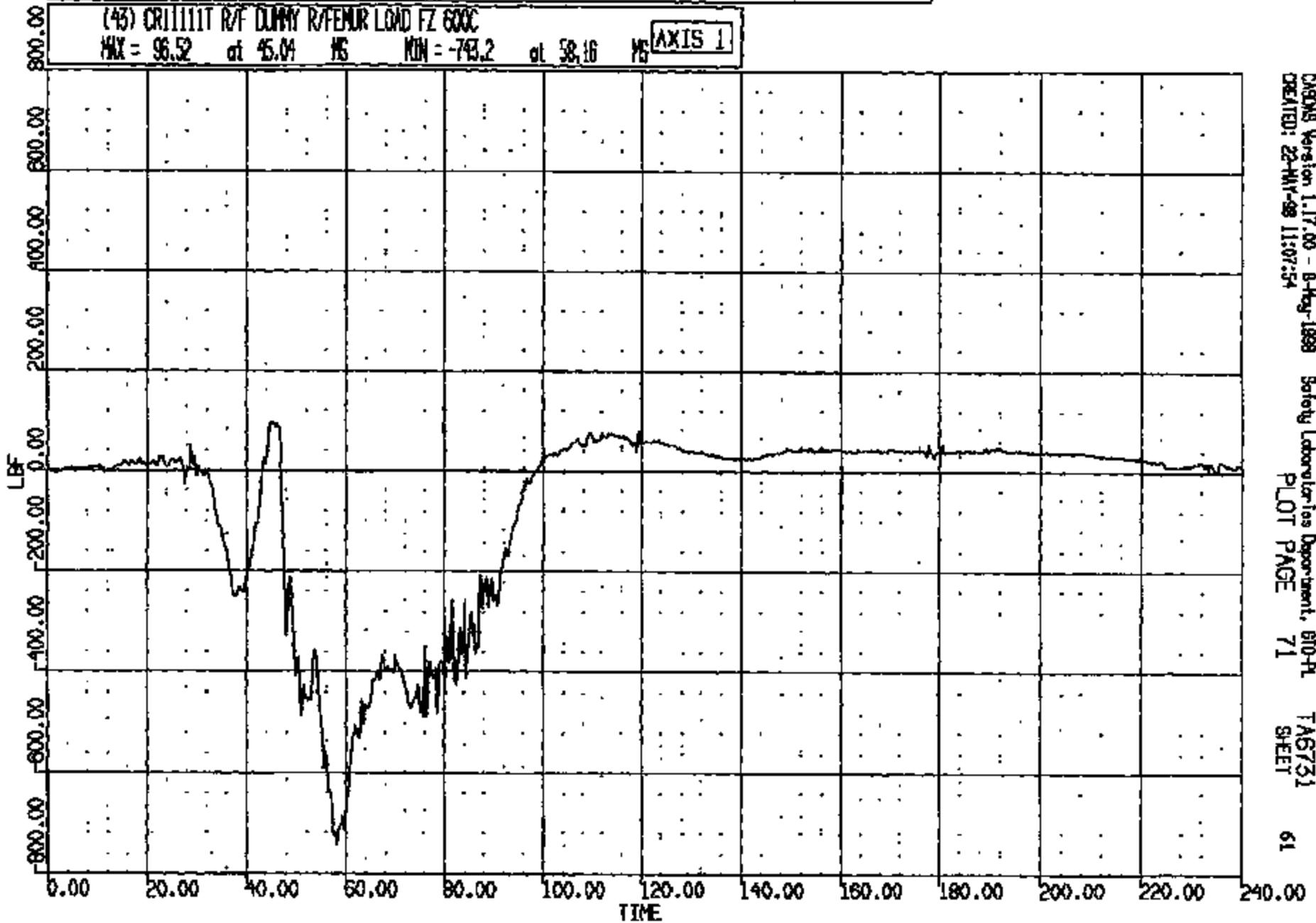
CR111111

CR #: 11111 TO: TAG731 DATE: 980522 10:19:10
1998 DN-101

(43) CR11111T R/F DUMMY R/FEMUR LOAD FZ 600C

MAX = 96.52 at 45.04 MS MIN = -743.2 at 58.16 MS

AXIS 1

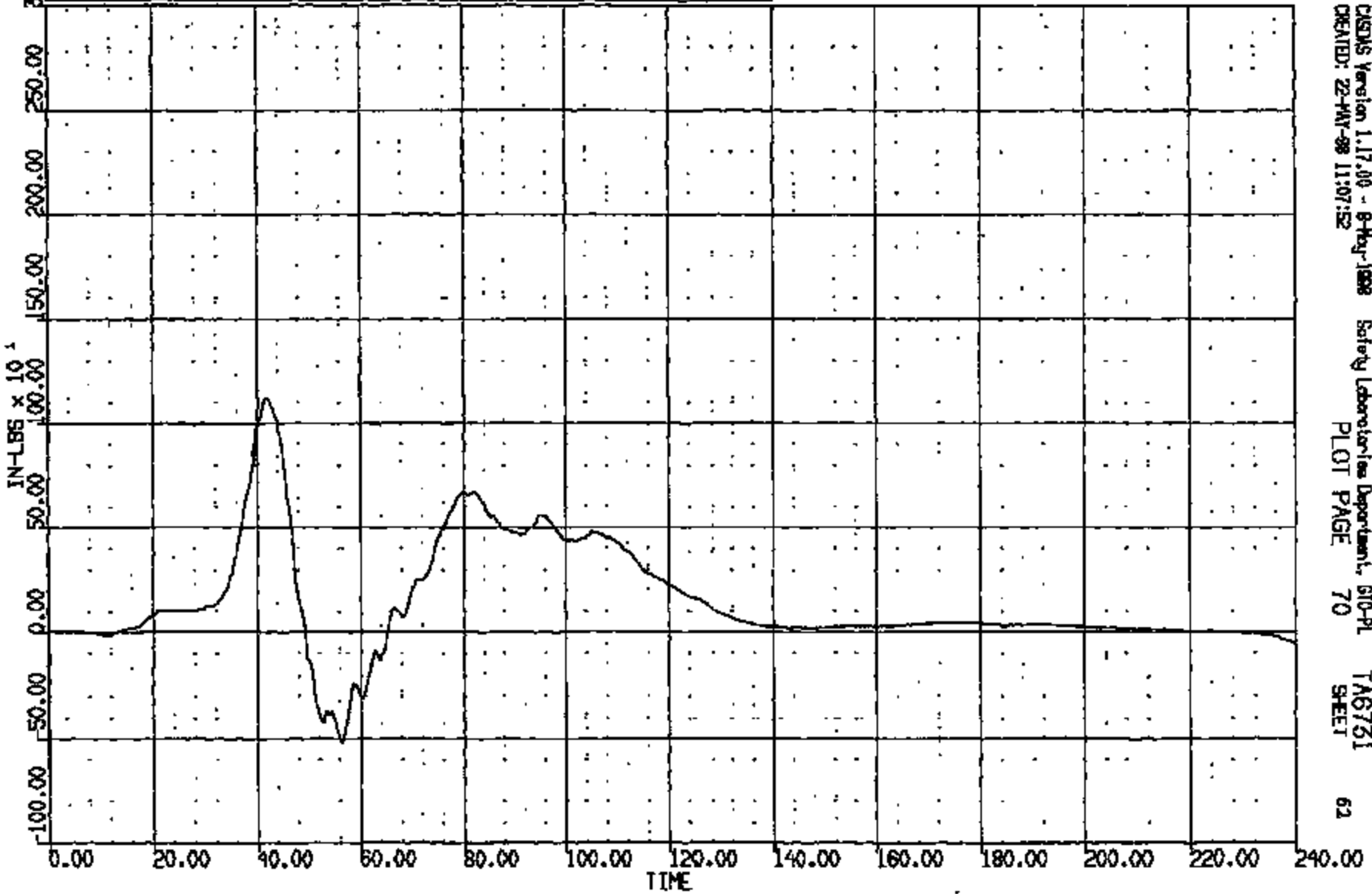


CADDS Version 1.17.00 - 8-May-1998 Safety Laboratories Department, 810-PL TAG731
CREATED: 22-MAY-98 11:07:54 PLOT PAGE 71 SHEET 61

CRTS 0011111

CR R: 11111 TO: TAB731 DATE: 880622 10:18:18
1998 ON-101

(42) CR111111 R/F DUMMY LIFELINE LOAD NY 600C
MAX = 1122. at 41.76 MS MIN = -522.4 at 56.32 MS **AXIS 1**

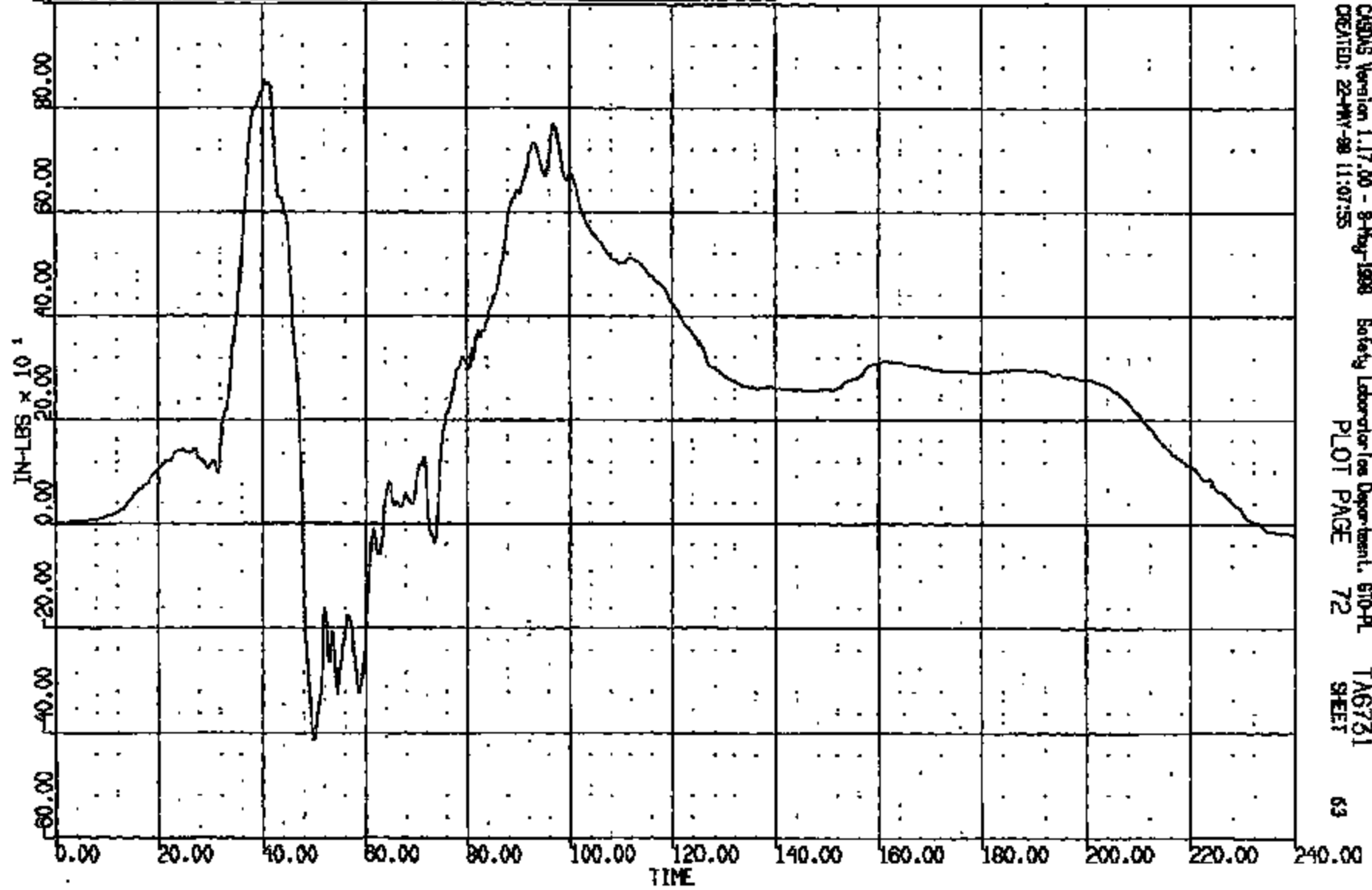


CASDS Version 1.17.00 - 8-May-1998 Safety Laboratory Department, 610-PL
CREATED: 22-MAY-98 11:07:52 PLOT PAGE 70 SHEET 62

CRTS 0011111

CR #: 11111 TO: TAG731 DATE: 880522 10:19:10
1988 DN-101

(44) CR11111 R/F DUMMY R/FEMUR LOAD BY 600C
MAX = 854.5 at 40.48 MS MIN = -114.0 at 49.92 MS **AXIS 1**



CADDS Version 1.17.00 - 8-Aug-1988 Safety Laboratories Department, 510-PL TAG731
CREATED: 22-MAY-88 11:07:55 PLOT PAGE 72 SHEET 63

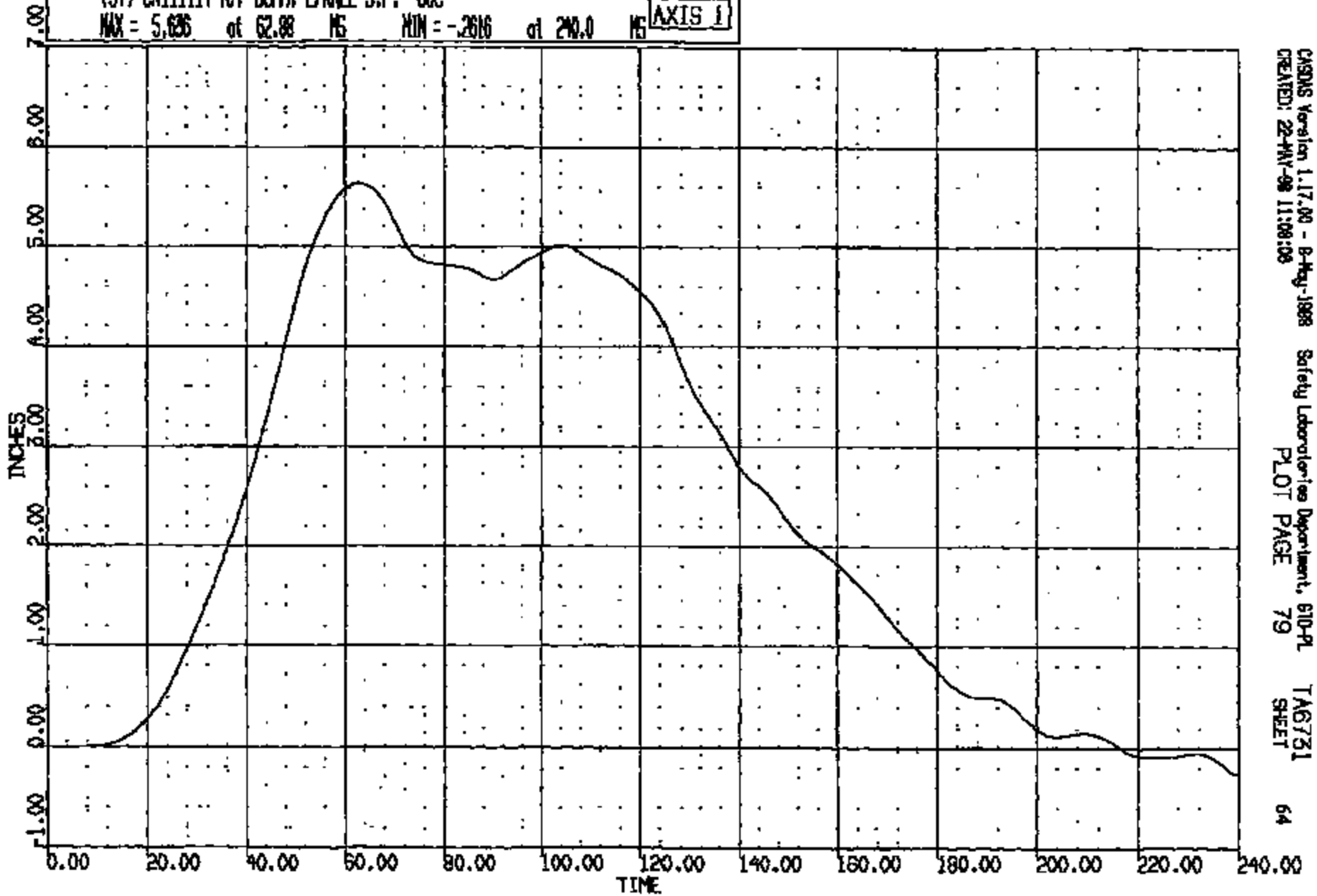
CRTS 0011111

CP R: 11111 TO: TAG731 DATE: 980522 10:19:16
1998 DZ-101

(57) CR111111 R/F DUMMY L/KNEE S.P. 6XC

MAX = 5.626 of 62.88 MS MIN = -.2616 of 240.0 MS

AXIS 1



CHSWS Version 1.17.00 - 8-May-1998
CREATED: 22-MAY-98 11:08:08

Safety Laboratories Department, 610-PL
PLOT PAGE 79

TAG731
SHEET

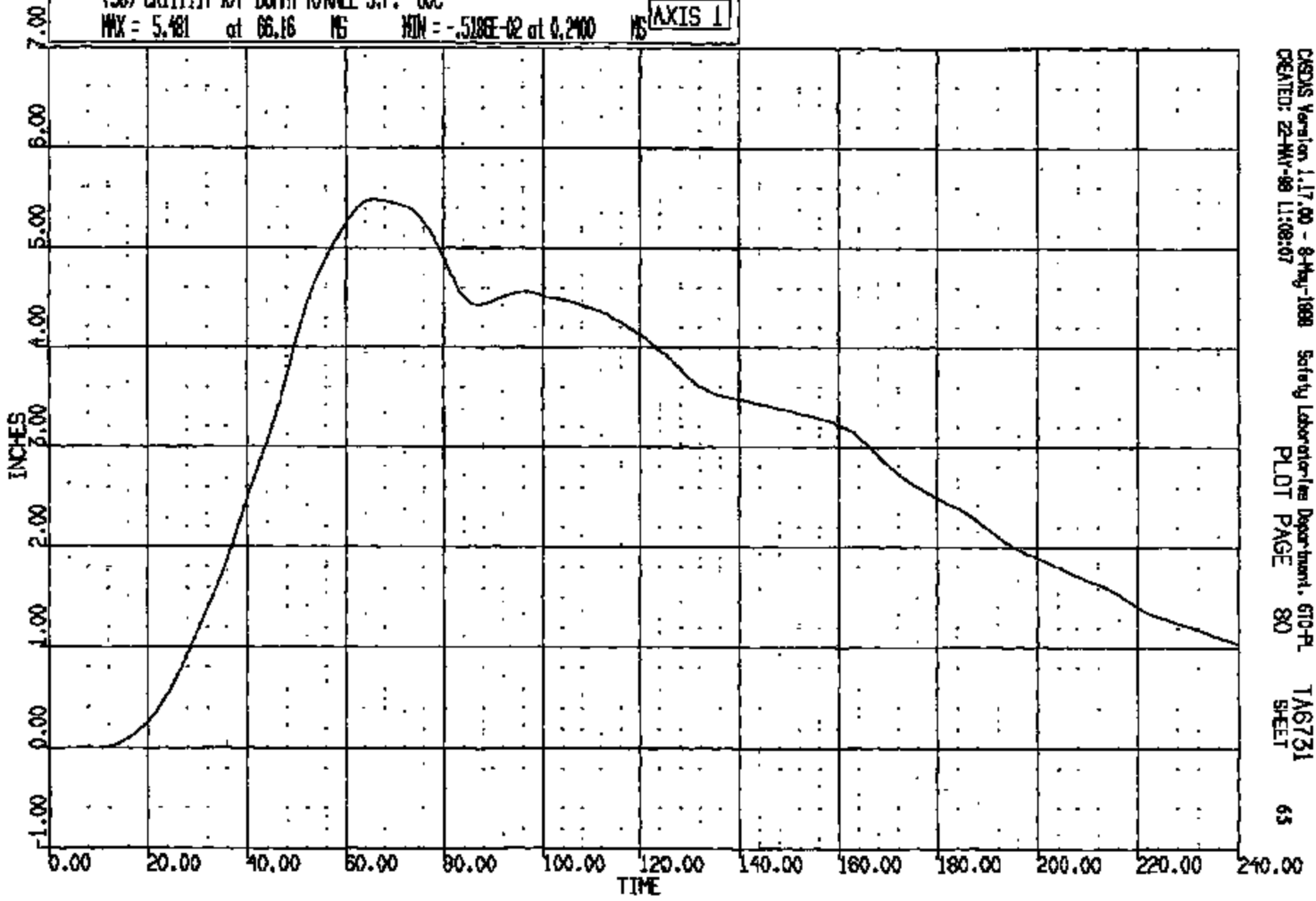
64

CRTS 00111111

CR R: 11111 TO: TAG731 DATE: 880522 10:19:18
1899 DN-101

(58) CR11111T R/F DUMMY RANGE S.P. 60C
MAX = 5.481 at 66.16 MS MIN = -.518E-02 at 0.2400 MS

AXIS 1



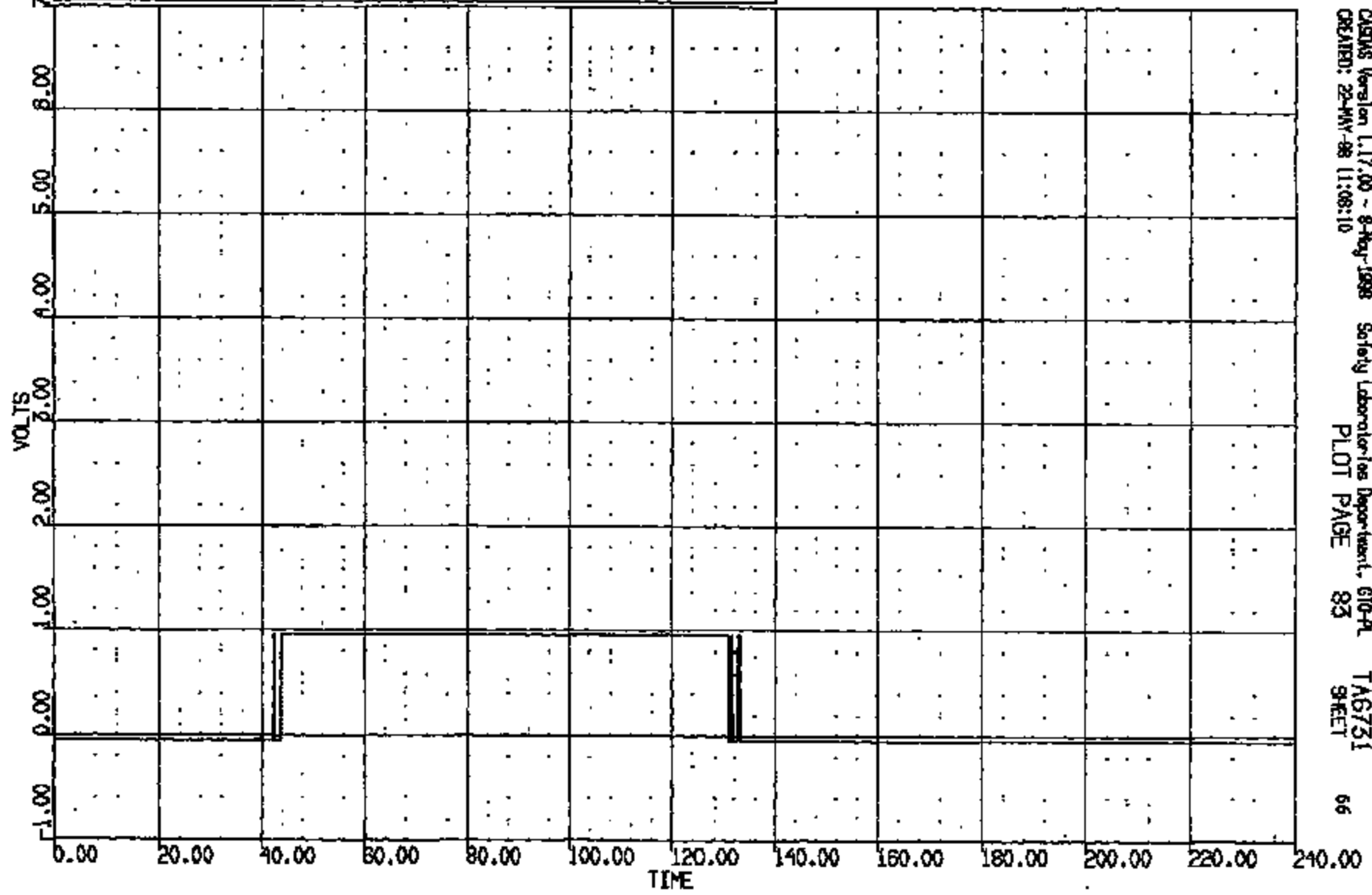
CHDIS Version 1.17.00 - 8-May-1988 Safety Laboratories Department, 610-PL TAG731
CREATED: 22-MAY-88 11:08:07 PLOT PAGE 80 SHEET 65

CRIS 0011111

CR R: 11111 TO: TAG731 DATE: 880522 10:19:18
1988 ON-101

(61) CR11111 R/F DUMMY L/KNEE SW 4000C
MAX = 0.9570 of 42.40 MS MIN = -.4395E-01 of -.7629E-05 MS

AXIS 1



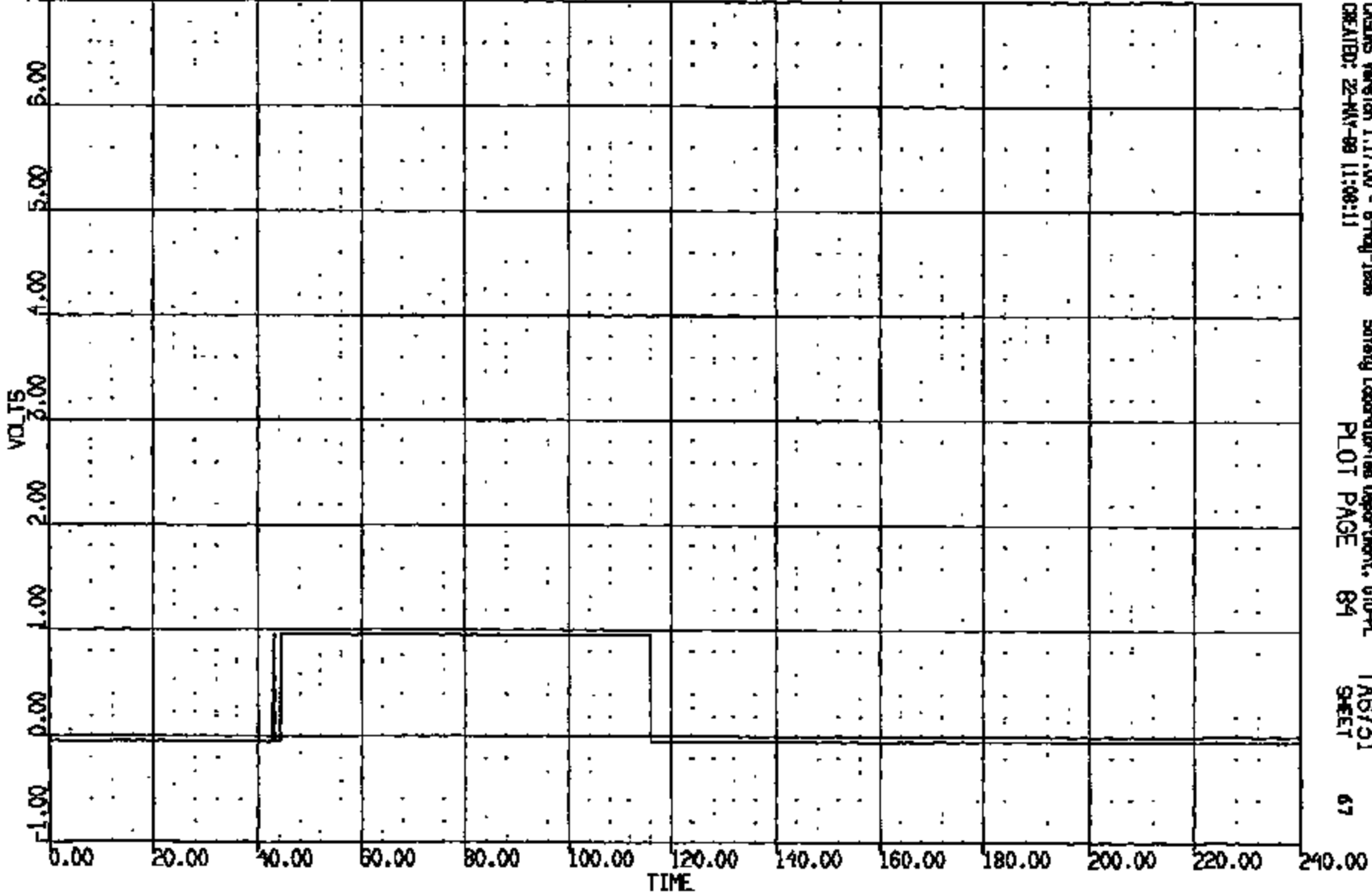
CASYS Version 1.17.00 - 8-May-1988 Safety Laboratories Department, G10-PL TAG731
CREATED: 22-MAY-88 11:08:10 PLOT PAGE 83 SHEET 66

CRTS 0011111

CR R: 11111 TO: TAB731 DATE: 980522 10:18:18
1999 DN-101

(62) CR11111T R/F DUMMY RANGE SH 4000C
MAX = 0.9570 at 95.00 NS MIN = -.7629E-05 at -.7629E-05 NS

AXIS 1

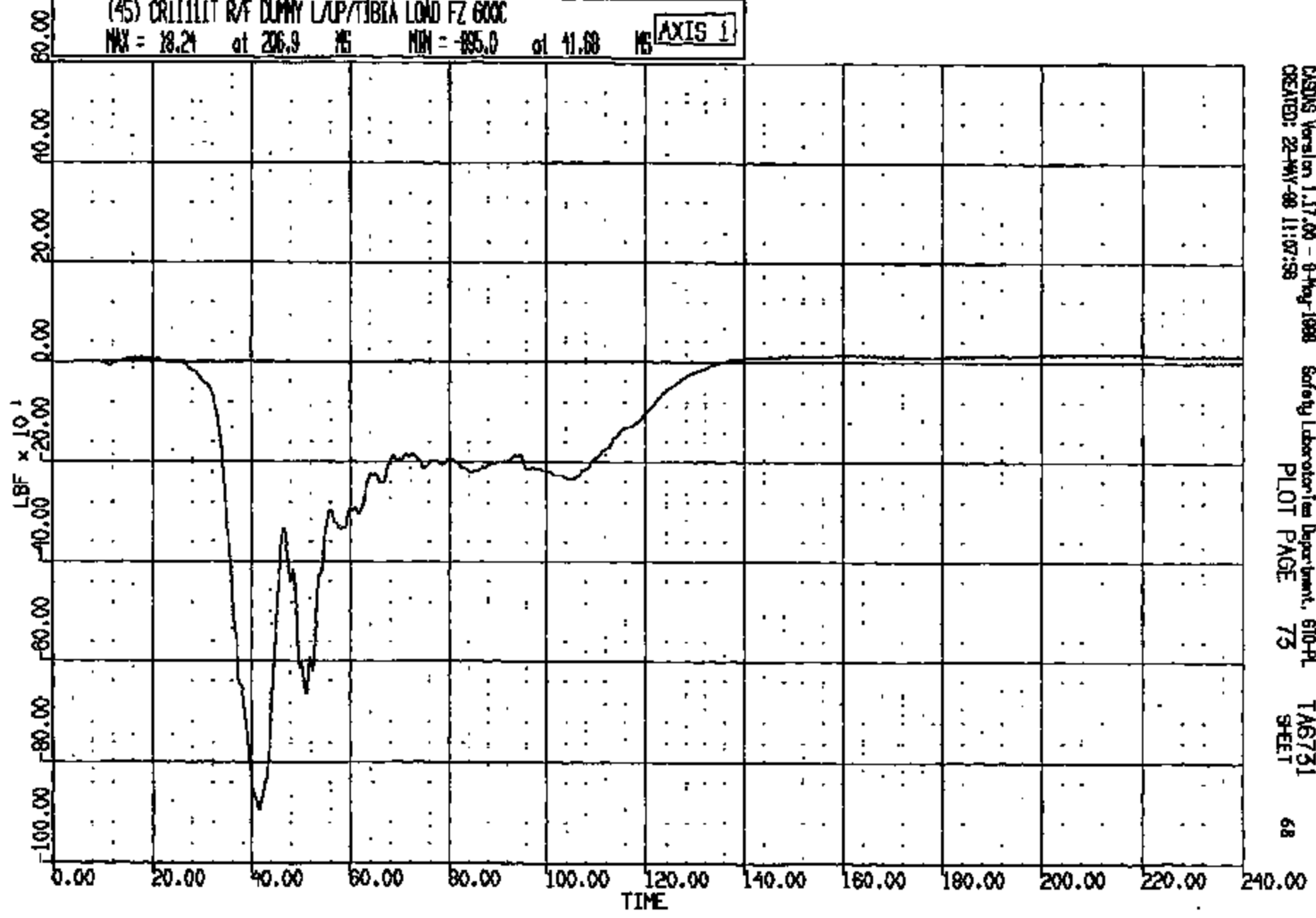


OSGMS Version 1.17.00 - 8-May-1999 Safety Laboratories Department, 670-PL TAB731
CREATED: 22-MAY-99 11:08:11 PLOT PAGE 84 SHEET 67

CRTS 0011111

CR R: 11111 TO: TAB731 DATE: 880522 10:18:18
1988 DN-101

(45) CR11111 R/F DUMMY L/P/TBTA LOAD FZ 600C
MAX = 18.24 at 206.9 MS MIN = -895.0 at 41.68 MS **AXIS 1**

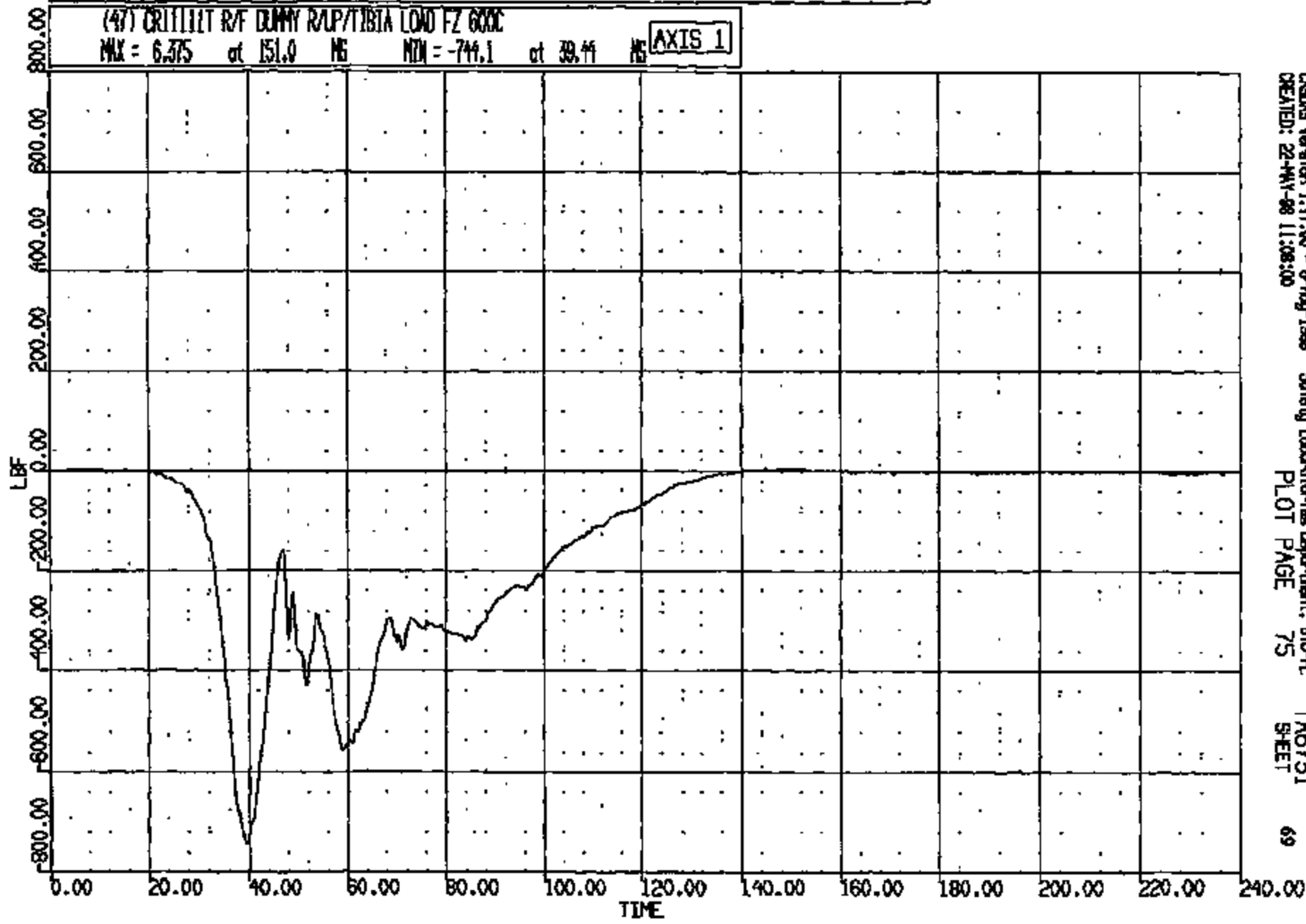


CRS01S Version 1.17.00 - 8-Aug-1988 Safety Laboratories Department, 610-PL
CREATED: 22-MAY-88 11:07:58 PLOT PAGE 75 SHEET 68

CR1S 00111111

CR R: 11111 TO: T6731 DATE: 980522 10:19:16
1998 DN-101

(47) CRITICAL R/F DUMMY R/P/T/BTA LOAD FZ 600C
MAX = 6.375 at 151.0 MS MIN = -744.1 at 39.44 MS **AXIS 1**

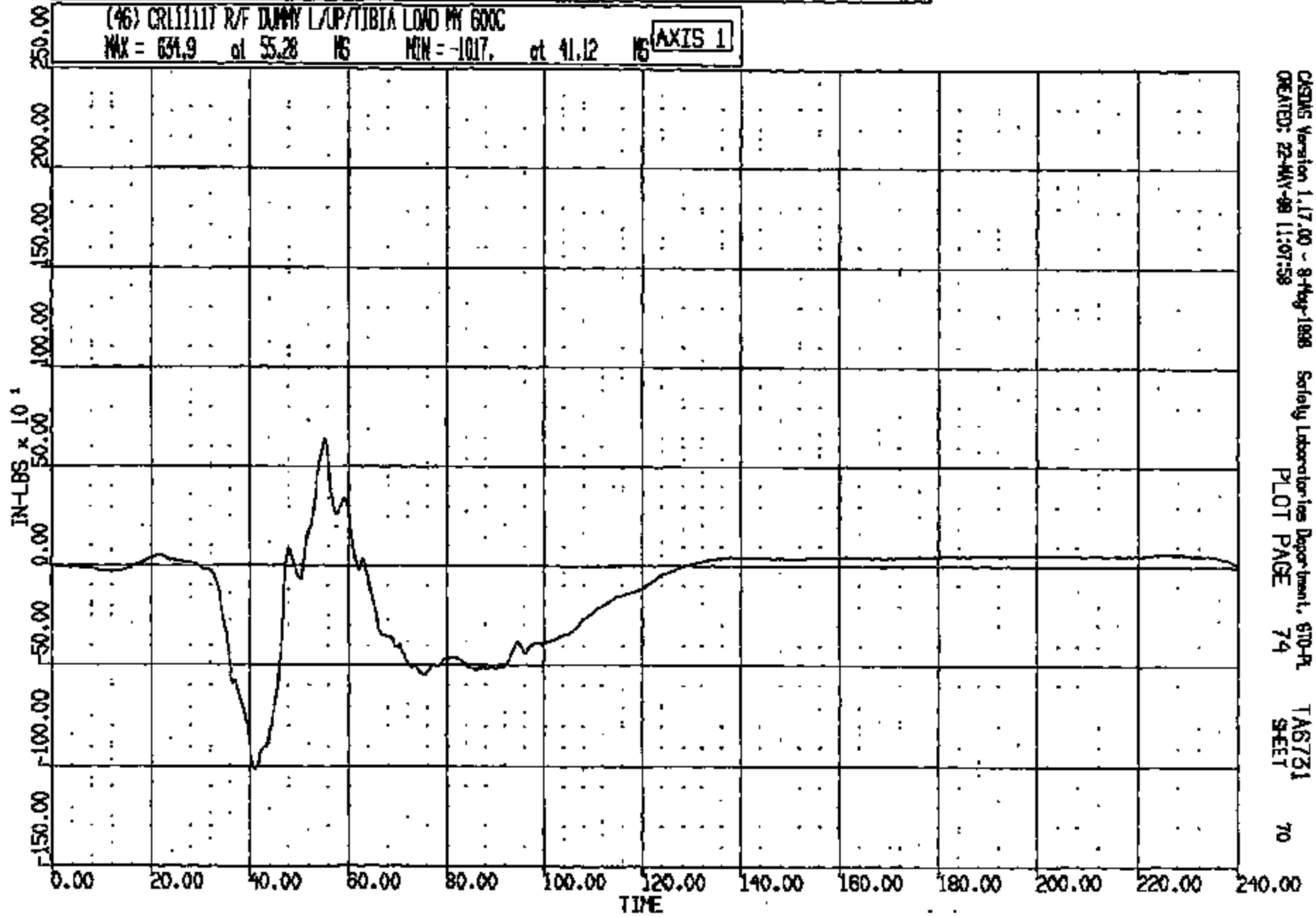


CGSWS Version 1.17.00 - 9-May-1998 Safety Laboratories Department, BTO-PL
CREATED: 22-MAY-98 11:08:00 PLOT PAGE 75 T A6731 SHEET 69

CRTS 0011111

CR R: 11111 TO: TAB751 DATE: 980522 10:19:16
1998 DN-101

(46) CRL11111 R/F DUMMY L/UP/TIBIA LOAD MY 600C
MAX = 634.9 at 55.28 MS MIN = -1017. at 41.12 MS AXIS 1



CRSING Version 1.17.00 - 8-Feb-1998 Safety Laboratories Department, SID-PL
CREATED: 22-MAY-98 11:07:58 PLOT PAGE 74 TAB751
70 SHEET

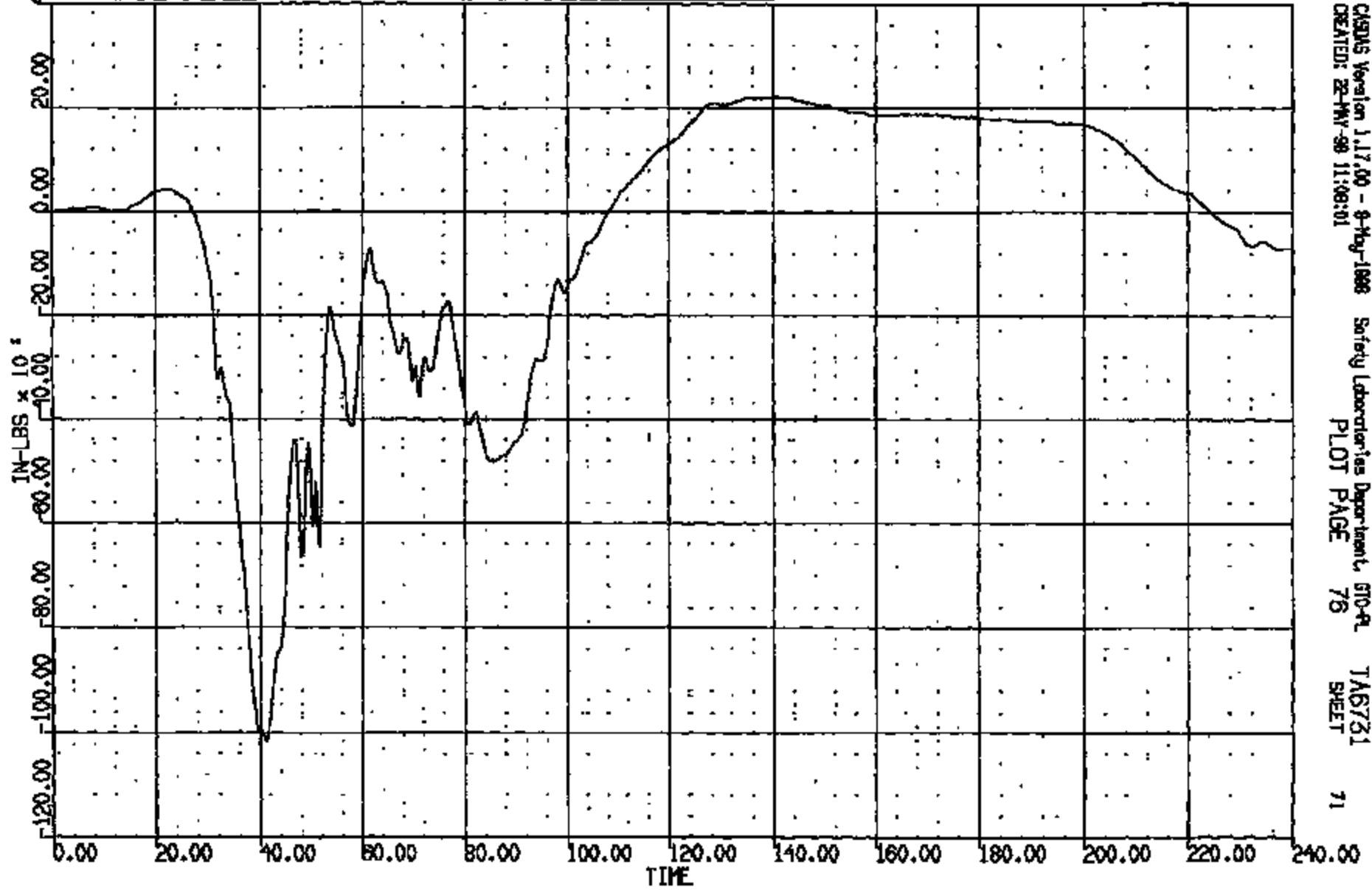
CRIS 0011111

CR R: 11111 TO: TAB751 DATE: 980522 10:19:19
1999 DN-101

(48) ORILLIT R/F DUMMY R/UP/TIBIA LOAD NY 500C

MAX = 221.7 at 140.6 MS MIN = -1018. at 41.12 MS

AXIS 1

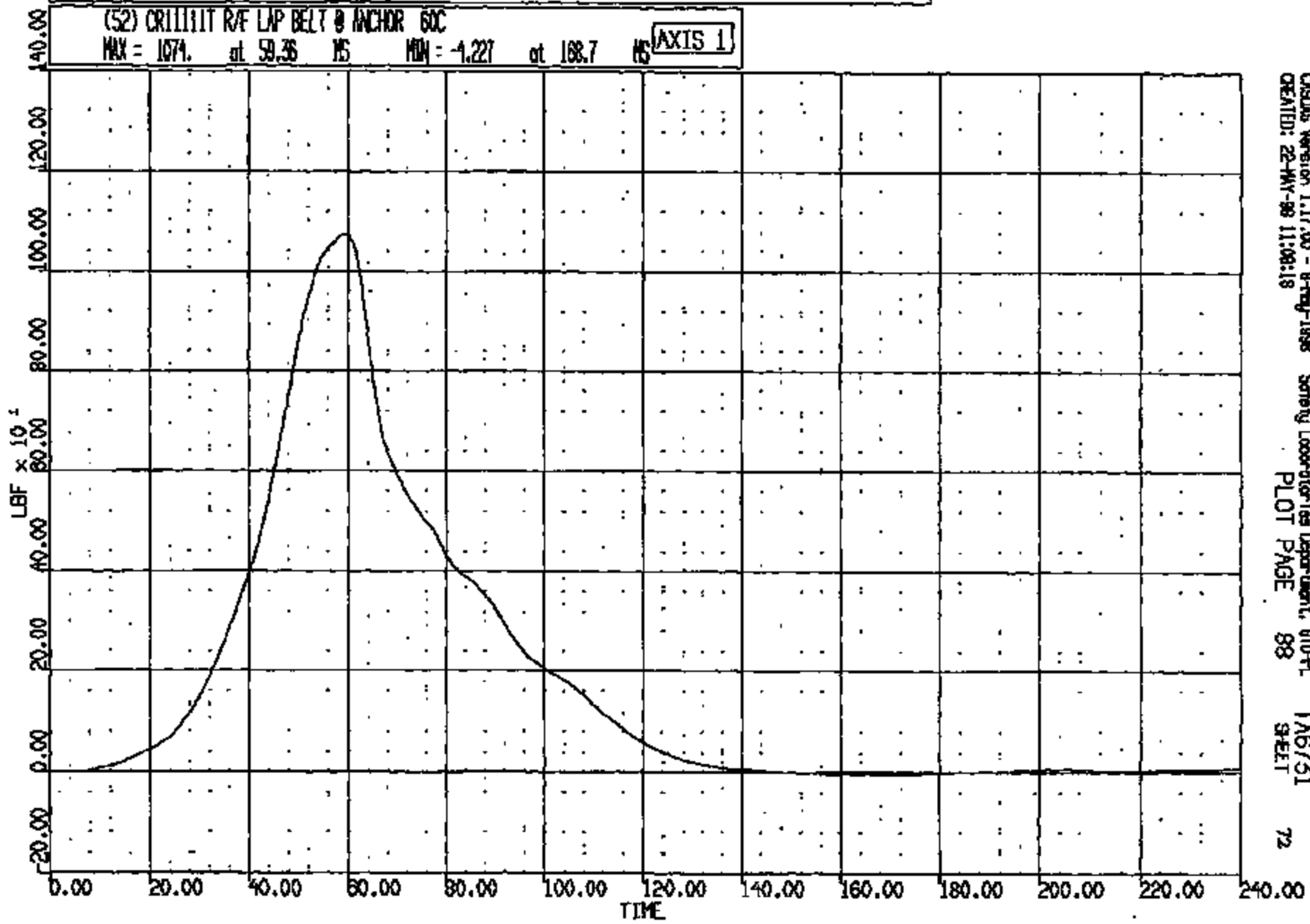


CASUS Version 1.17.00 - 9-May-1998 Safety Laboratories Department, DTIC
CREATED: 28-MAY-99 11:09:01 PLOT PAGE 76 SHEET 71

CRTS 0011111

CR R: 11111 TO: TAB731 DATE: 980522 10:19:16
1998 DN-101

(52) CR111111 R/F LAP BELT @ ANCHOR 60C
MAX = 1074. at 59.36 MS MIN = -1.227 at 168.7 MS **AXIS 1**



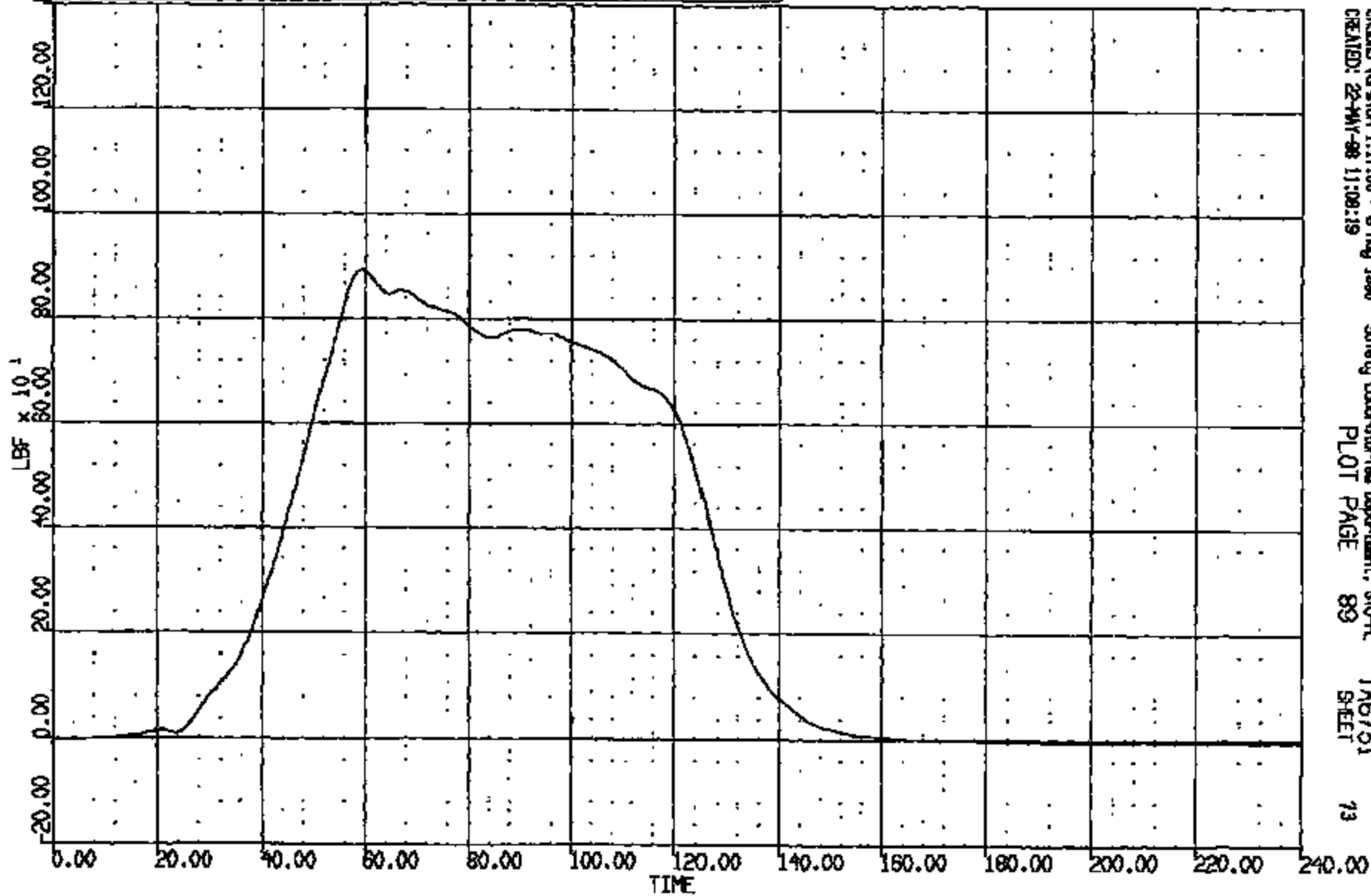
CASAS Version 1.17.00 - 8-May-1998 Safety Laboratories Department, 810-PL TAB731
CREATED: 22-MAY-98 11:00:18 PLOT PAGE 88 SHEET 72

CR111111

CR R: 11111 TO: TAG731 DATE: 880522 10:19:18
1988 DN-101

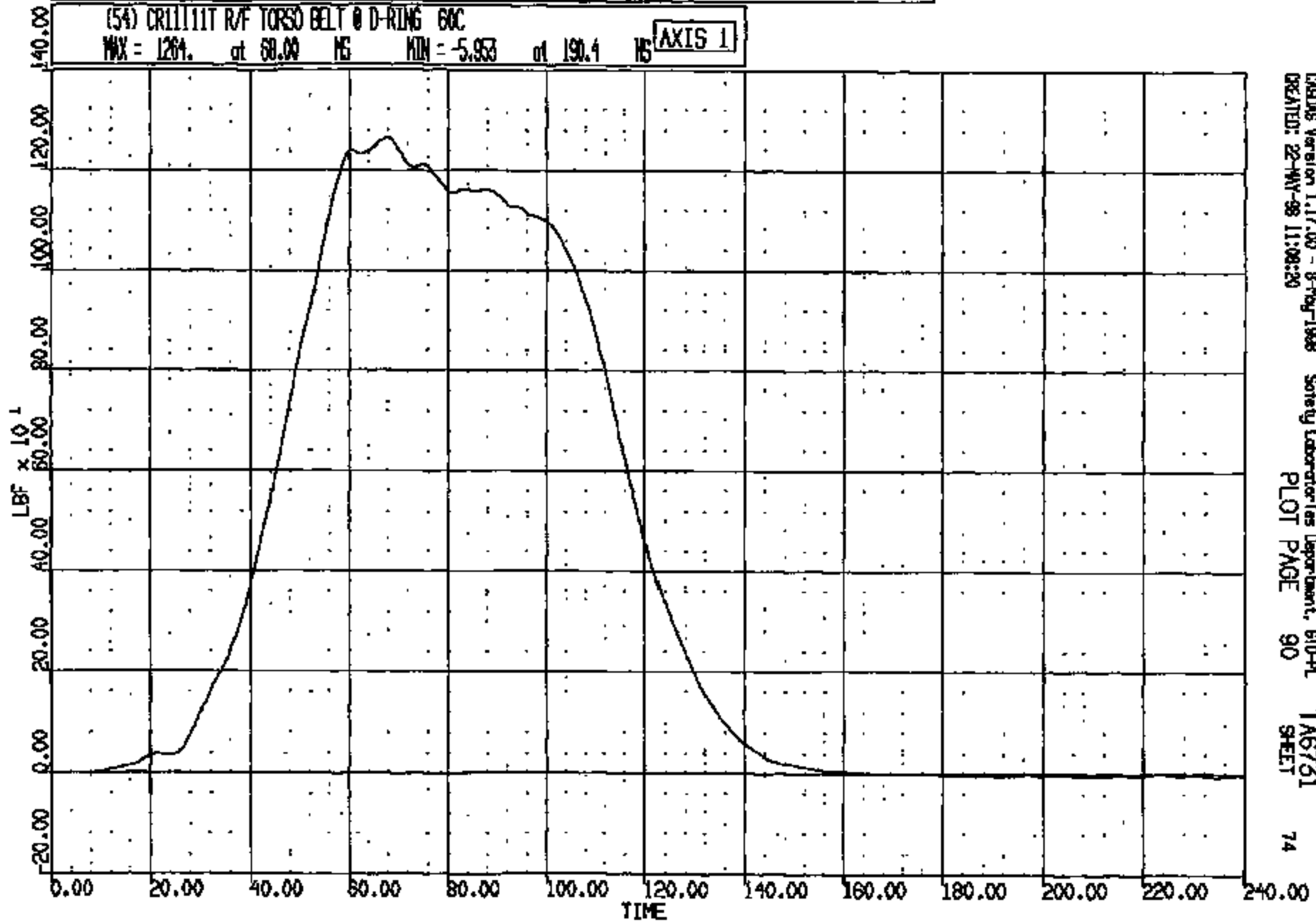
(53) CR11111T R/F TORSO BELT @ RETRACTOR 60C
MAX = 895.2 at 59.36 MS MIN = -1.528 at 232.7 MS

AXIS 1



CR R: 11111 TO: TA6751 DATE: 980522 10:19:18
1999 DN-101

(54) CR111111 R/F TORSO BELT @ D-RING 60C
MAX = 126.1 at 60.00 MS MIN = -5.953 at 190.4 MS **AXIS 1**



CRSIS Version 1.17.00 - 8-May-1998
CREATED: 22-MAY-98 11:09:20

Safety Laboratories Department, STD-PL
PLOT PAGE 90

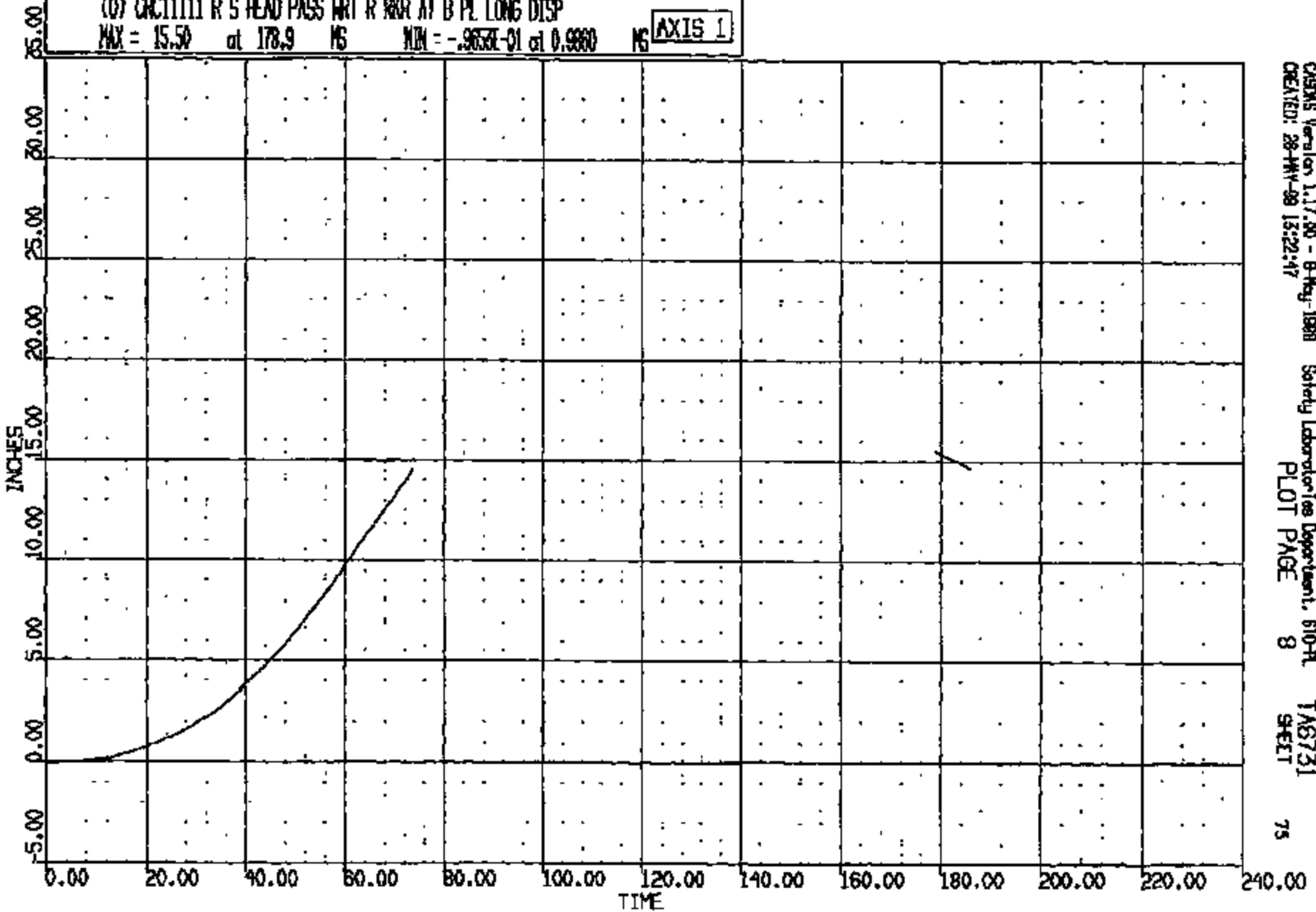
TA6751
SHEET

74

CRTS 0011111

CR 11111 TO: TA6731 DATE: 980522 10:19:18
1899 ON-101

(0) CR011111 R'S HEAD PASS WRT R RGR AT B PL LONG DISP
MAX = 15.50 at 178.9 MS MIN = -.963E-01 at 0.0000 MS **AXIS 1**

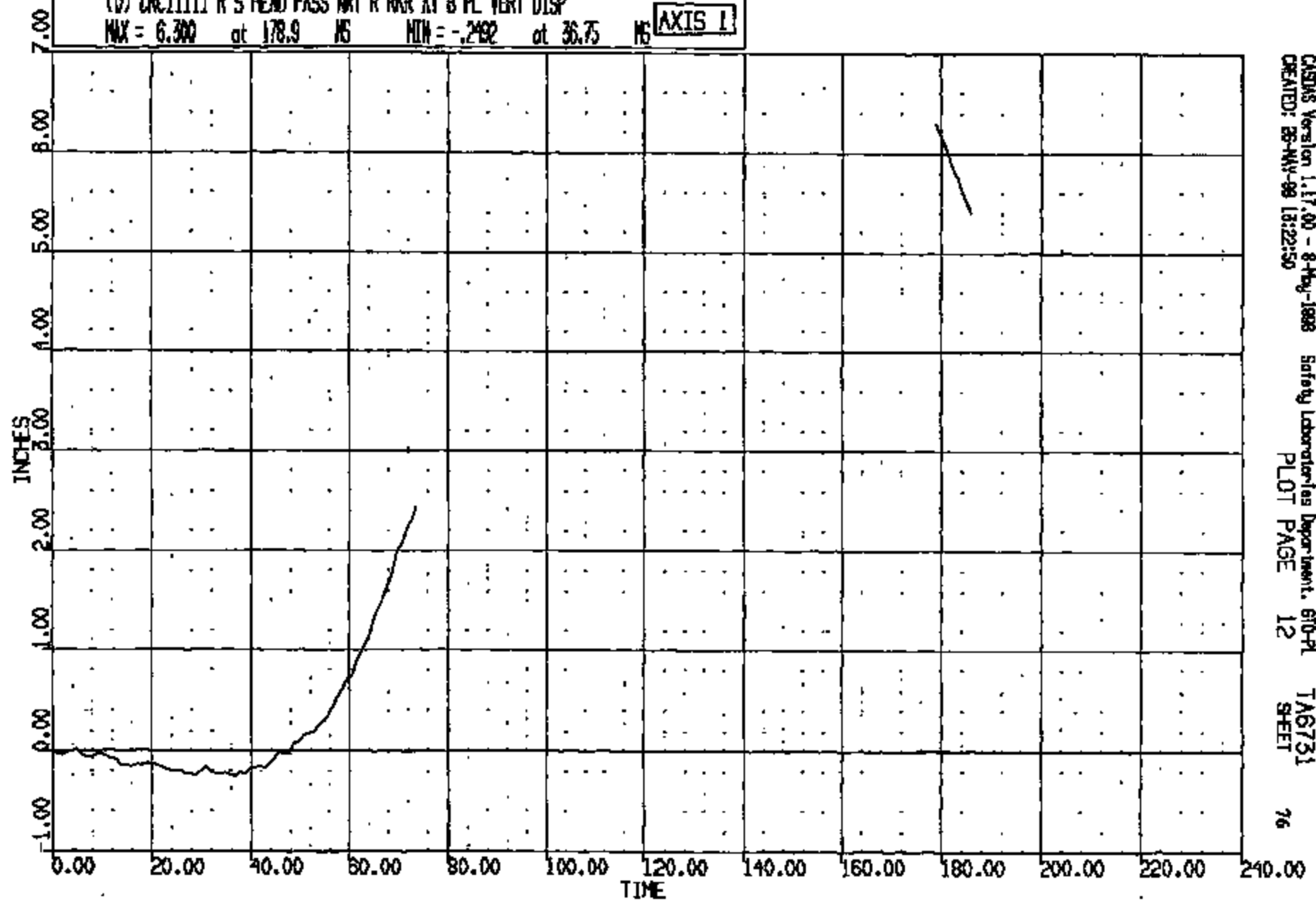


CASMS Version 1.17.00 - 8-May-1988 Safety Laboratories Department, 610-A
CREATED: 28-MAY-98 13:22:47 PLOT PAGE 8 SHEET 75

CR011111

CR R: 11111 TO: TA6731 DATE: 980522 10:19:16
1898 DN-101

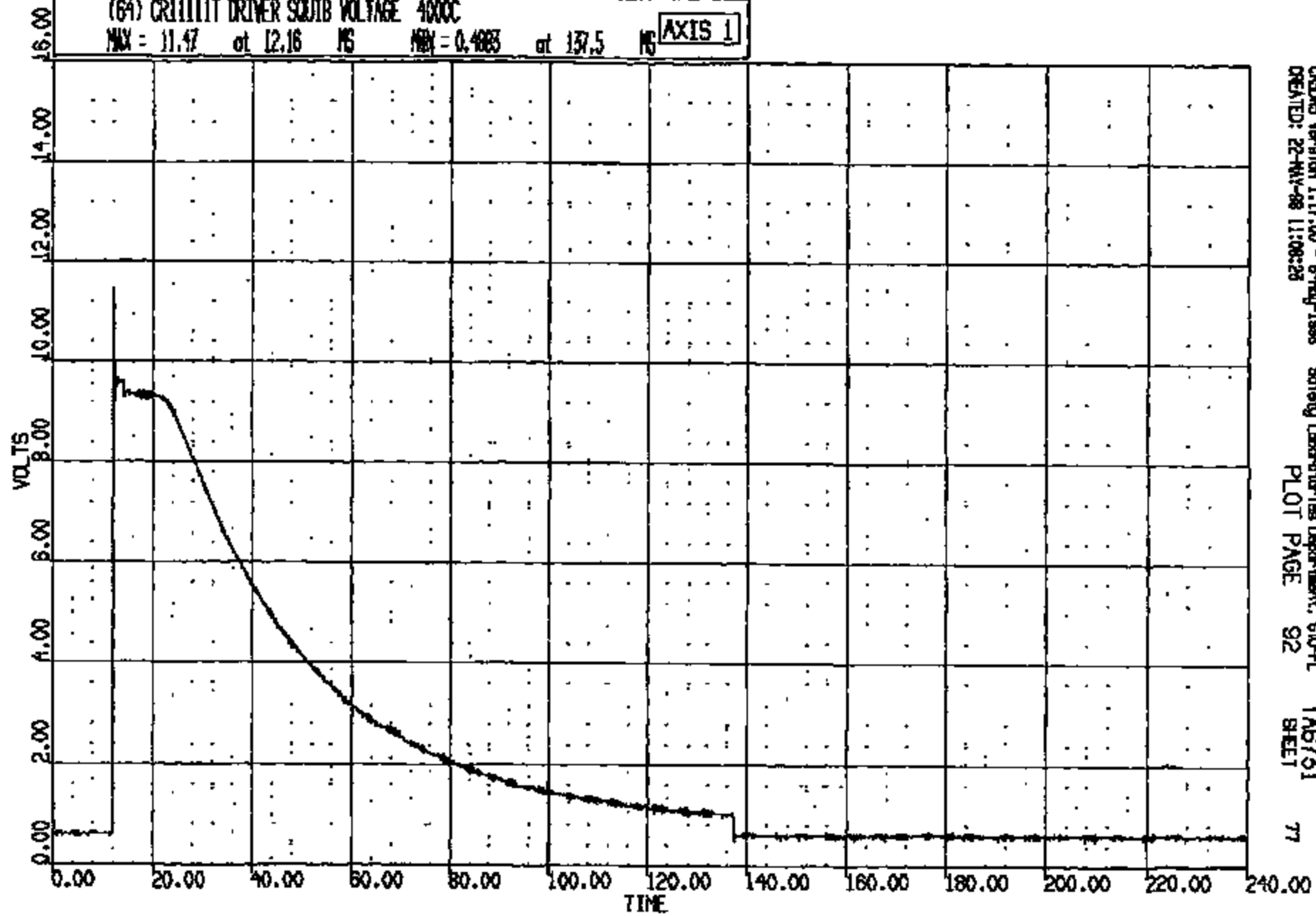
(D) CR011111 R S HEAD PASS WRT R RGR AT B PL VERT DISP
MAX = 6.300 at 178.9 MS MIN = -.2492 at 36.75 MS **AXIS 1**



CRTS 0011111

CR R: 11111 TO: TA6751 DATE: 860522 10:18:18
1986 DN-101

(64) CR11111 DRIVER SOURCE VOLTAGE 4000C
MAX = 11.47 at 12.16 NS MIN = 0.4083 at 137.5 NS **AXIS 1**

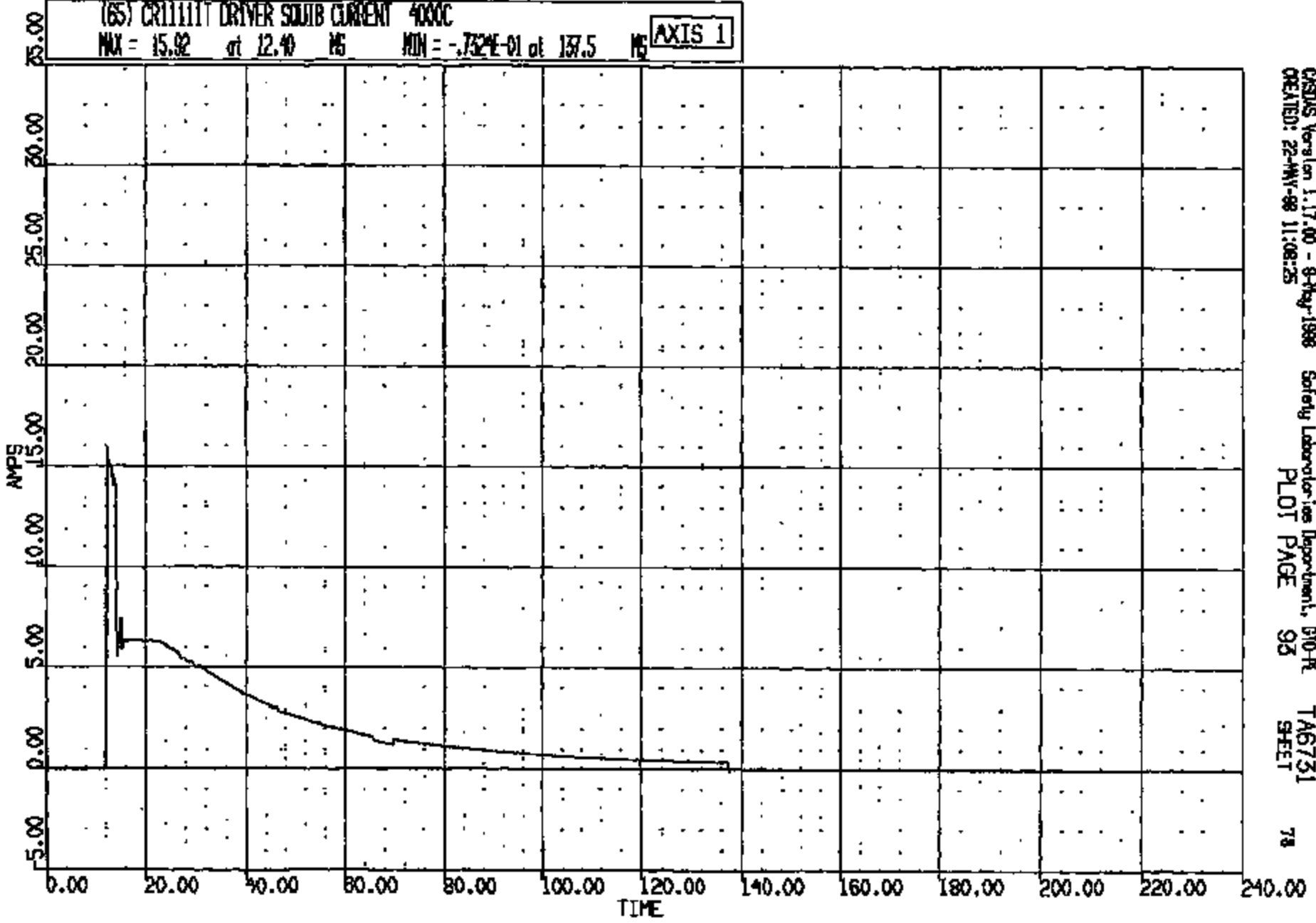


CASYS Version 1.17.00 - 8-May-1988 Safety Laboratories Department, 610-PL TA6751
CREATED: 22-MAY-88 11:08:23 PLOT PAGE 92 SHEET 77

CRIS 00111111

CR R: 11111 TO: TA6731 DATE: 980522 10:19:18
1998 DN-101

(65) CR111111 DRIVER SOLID CURRENT 4000C
MAX = 15.92 at 12.40 MS MIN = -.7324E-01 at 137.5 MS **AXIS 1**

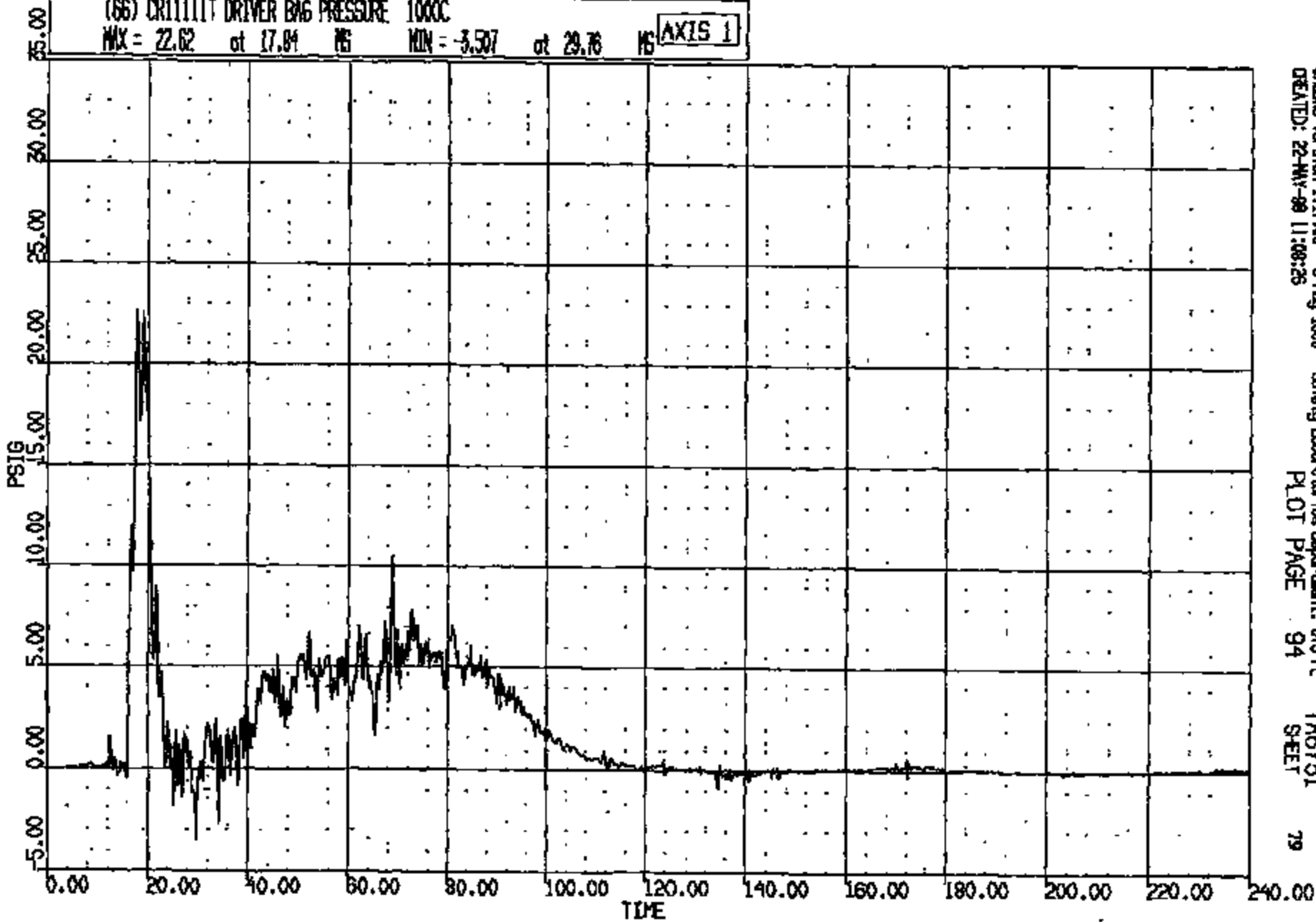


CASYS Version 1.17.00 - 9-May-1998 Safety Laboratories Department, B10-F
CREATED: 22-MAY-98 11:08:25 PLOT PAGE 93 TA6731 SHEET 78

CR111111

CR R: 11111 TO: TA6731 DATE: 960522 10:19:16
1996 DN-101

(66) CR11111 DRIVER BAG PRESSURE 1000C
MAX = 22.62 at 17.84 MS MIN = -3.507 at 29.76 MS **AXIS 1**

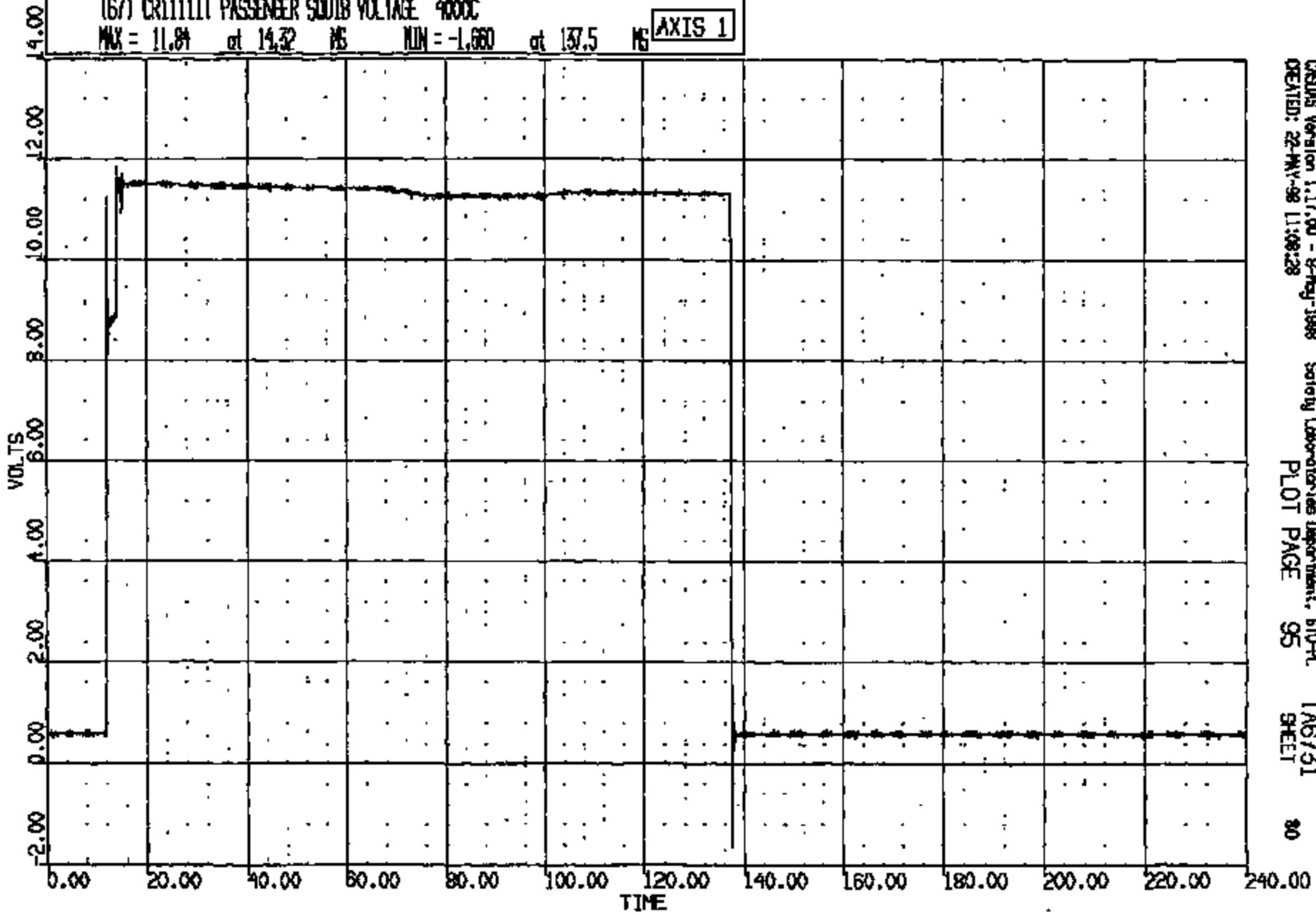


CASMS Version 1.17.00 - 8-May-1998 Safety Laboratories Department, ETO-PL
CREATED: 22-MAY-99 11:08:26 PLOT PAGE 94 TA6731
SHEET 79

CRTS 0011111

CR R: 11111 TO: TA6731 DATE: 980522 10:18:18
1999 DN-101

(67) CR11111 PASSENGER SQUIB VOLTAGE 4000C
MAX = 11.84 at 14.32 MS MIN = -1.680 at 137.5 MS **AXIS 1**

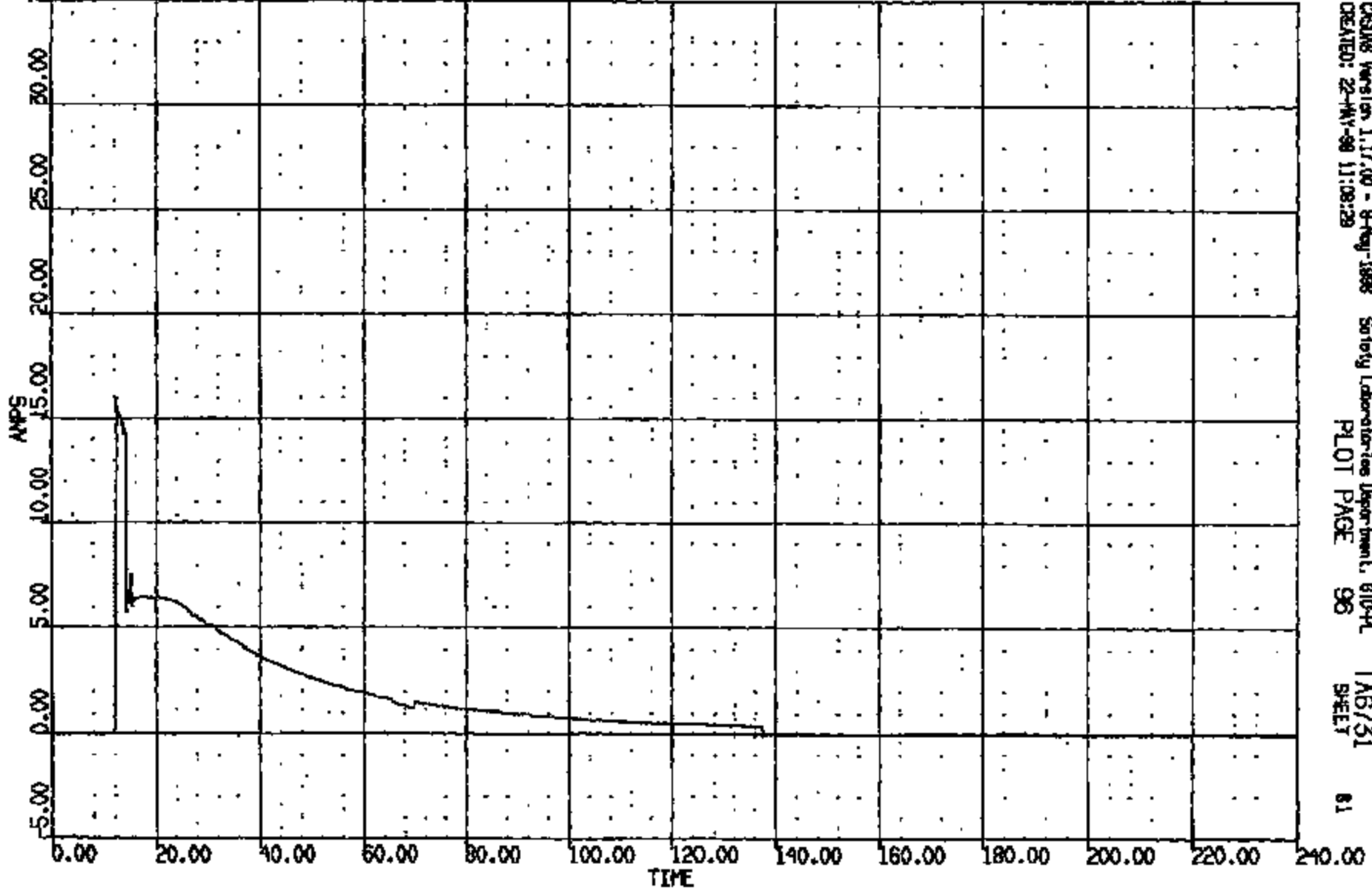


CASIMS Version 1.17.00 - 8-May-1998 Safety Laboratories Department, SIO-PL
CREATED: 22-MAY-98 11:08:28 PLOT PAGE 95 TA6731
SHEET 80

CRTS 0011111

CR R: 11111 TO: TAB731 DATE: 980522 10:19:18
1000 DN-101

(68) CR11111 PASSENGER SQUAD CURRENT 400C
MAX = 15.97 at 12.40 MS MIN = -.9766E-01 at 137.6 MS **AXIS 1**

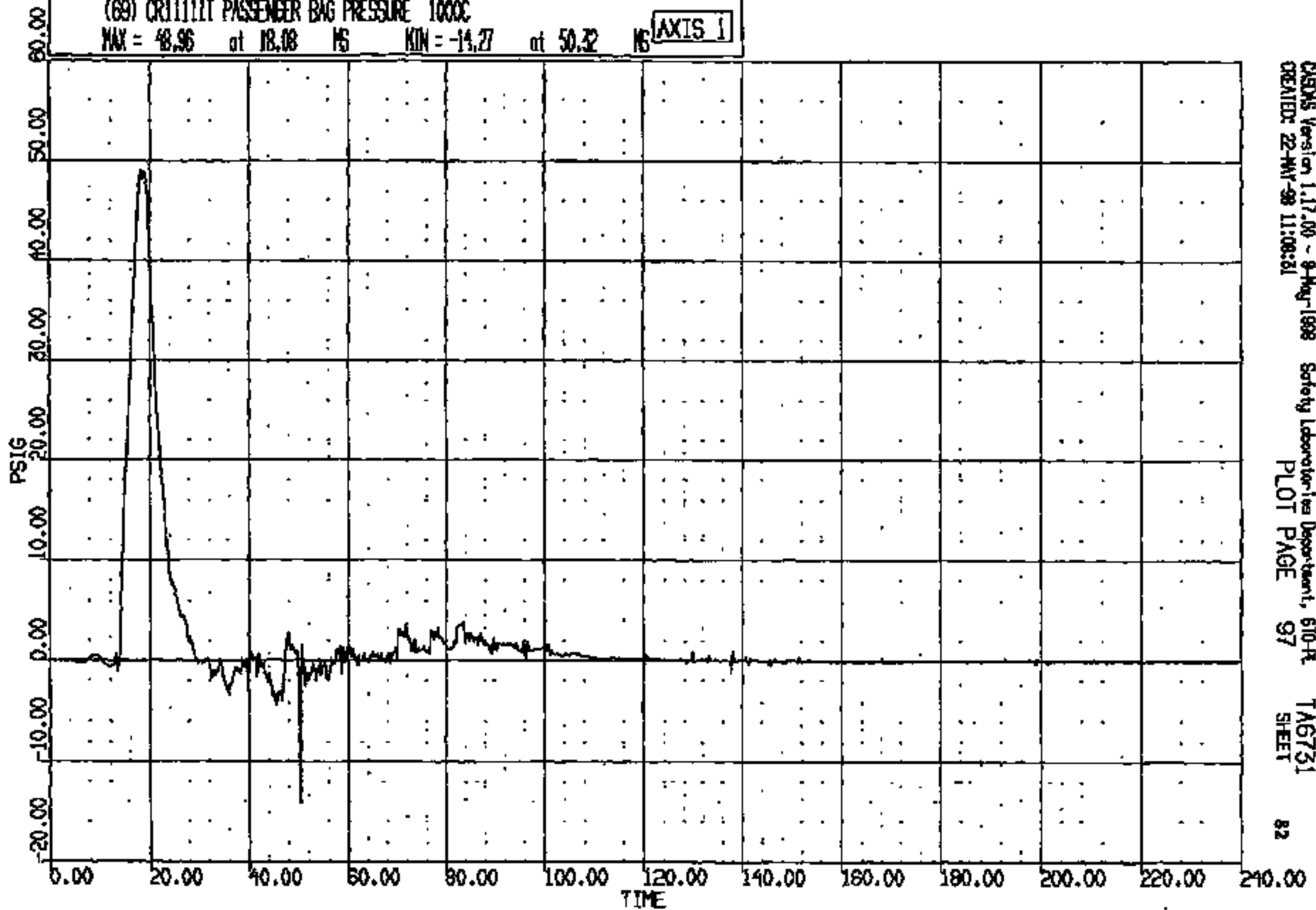


CRSDG Version 1.17.00 - 8-May-1988 Safety Laboratories Department, 610-PL TAB731
CREATED: 22-May-98 11:08:29 PLOT PAGE 96 SHEET 81

CRIS 0011111

CR R: 11111 TO: TA6731 DATE: 880522 10:18:18
1988 DN-101

(69) CR11111T PASSENGER BAG PRESSURE 1000C
MAX = 48.96 at 18.08 MS MIN = -14.27 at 50.32 MS AXIS 1



CAONS Version 1.17.00 - 9-May-1988
CREATED: 22-May-88 11:08:31

Safety Laboratories Department, 610-F
PLOT PAGE 97

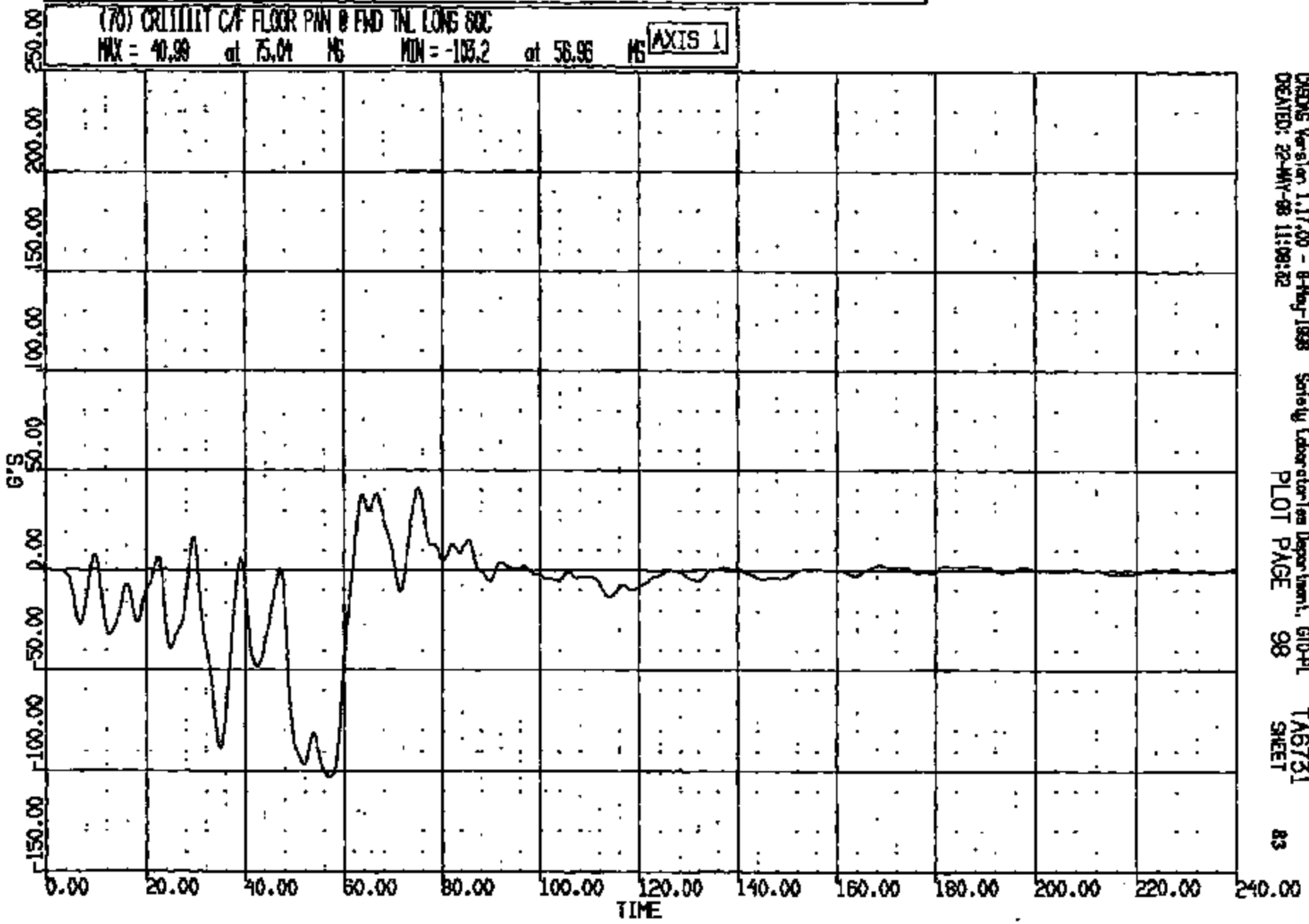
TA6731
SHEET

82

CR1S 0011111

CR R: 11111 TO: TA6731 DATE: 990522 10:18:18
1999 DN-101

(70) CR11111 C/F FLOOR PAN @ END TNL LONG SOC
MAX = 40.99 at 75.04 MS MIN = -103.2 at 56.96 MS AXIS 1

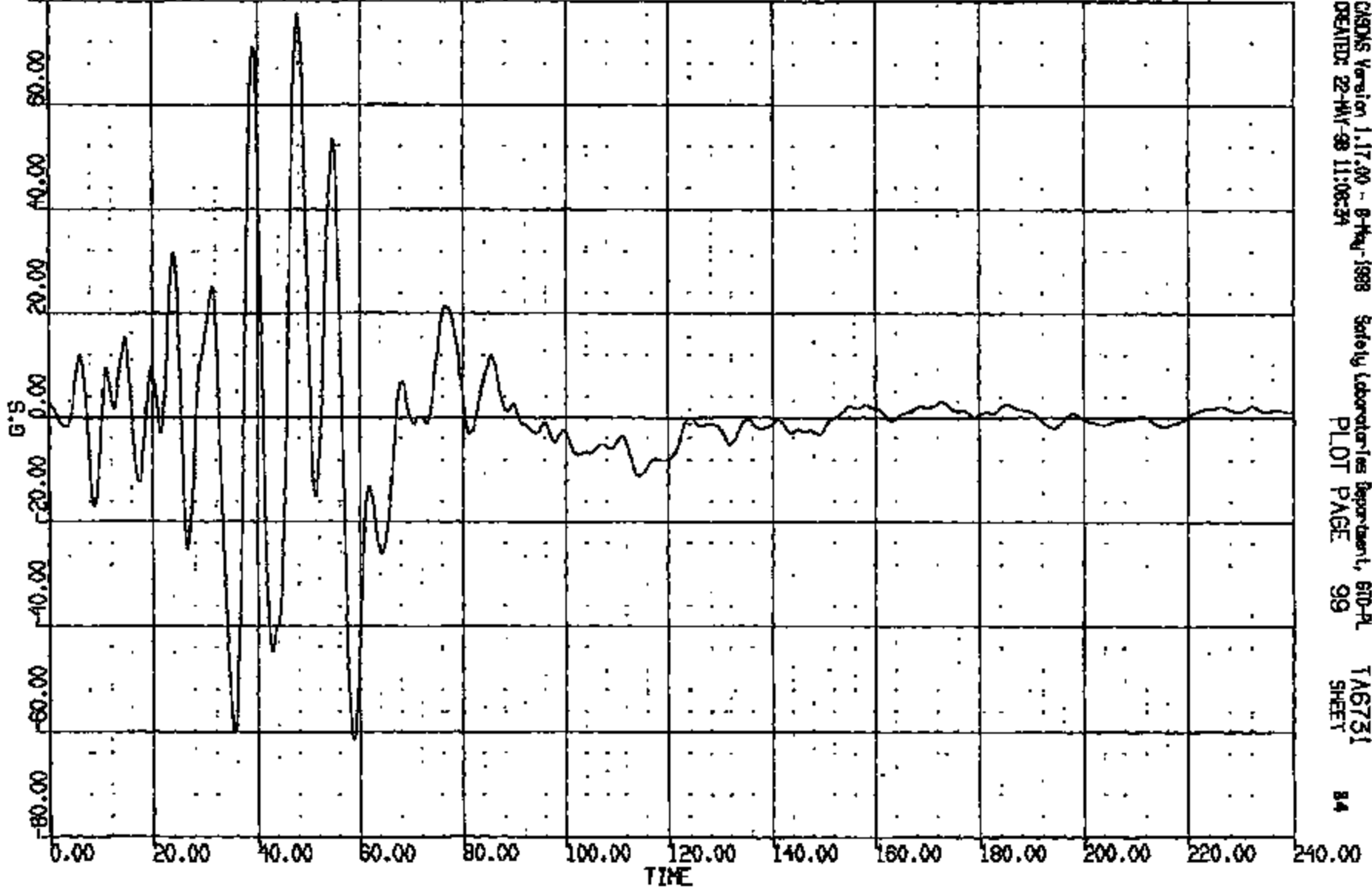


ORION Version 1.17.00 - 8-May-1998
Safeguy Laboratories Department, LTD-PL
CREATED: 22-MAY-98 11:08:32
PLOT PAGE 98
TA6731
SHEET
83

CRIS 0011111

CR #: 11111 TO: TA6731 DATE: 880522 10:18:18
1988 DN-101

(71) CRISIS C/F FLOOR PAN @ FWD TNL VERT 60C
MAX = 77.32 at 47.76 MS MIN = -61.50 at 58.72 MS **AXIS 1**

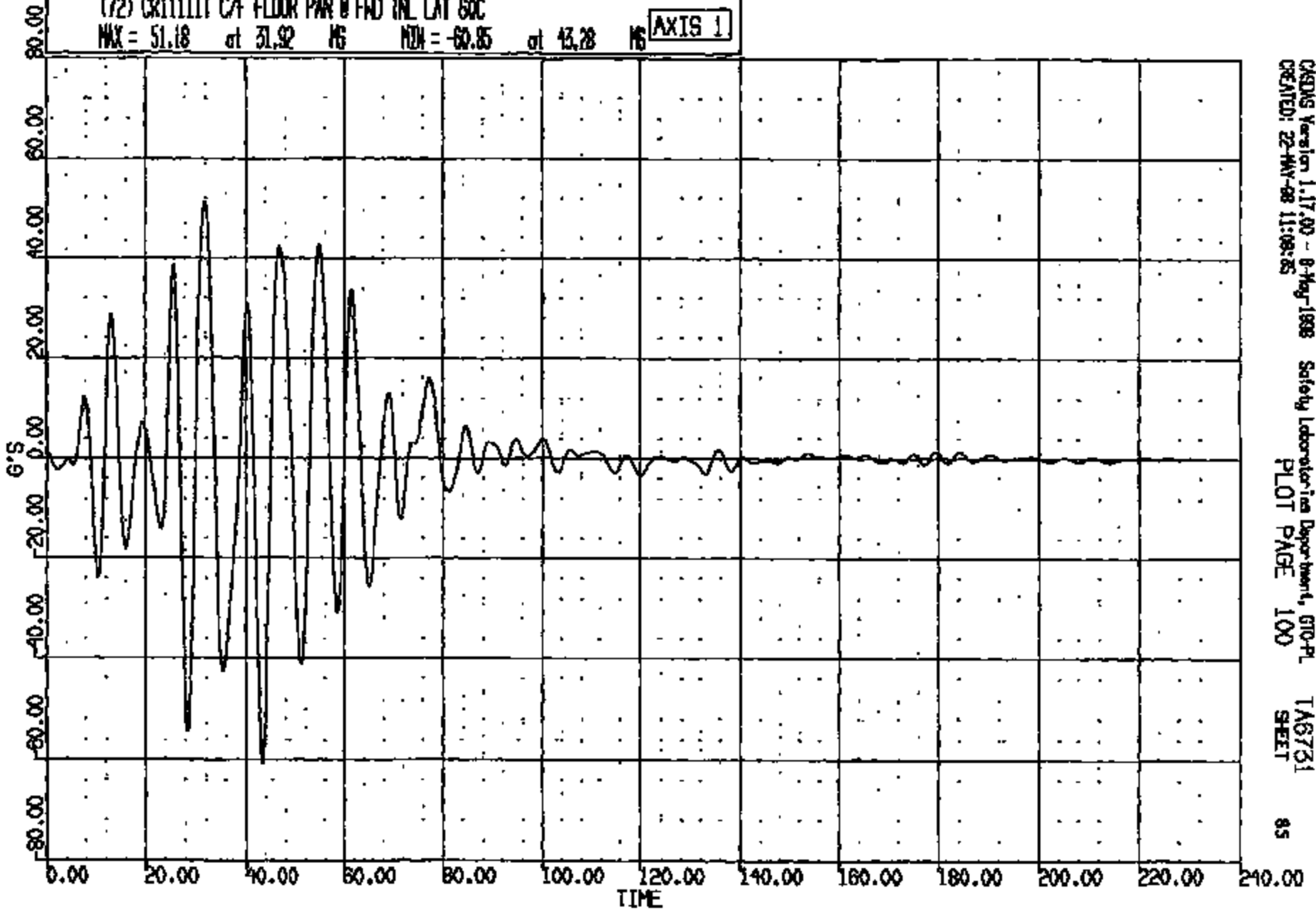


CADDS Version 1.17.00 - 8-May-1988 Safety Laboratories Department, 610-PL
CREATED: 22-MAY-88 11:08:34 PLOT PAGE 99 TA6731 SHEET 84

CRIS 0011111

CR R: 11111 TO: TAG731 DATE: 880322 10:18:18
1988 DN-101

(72) CR11111 C/F FLOOR PAN @ FWD TNL LAT 80C
MAX = 51.18 at 31.92 MS MIN = -60.85 at 43.28 MS **AXIS 1**



CHDAS Version 1.17.00 - 8-May-1988 Safety Laboratories Department, GPO-PL
CREATED: 22-MAY-88 11:08:25 PLOT PAGE 100 TAG731
SHEET 85

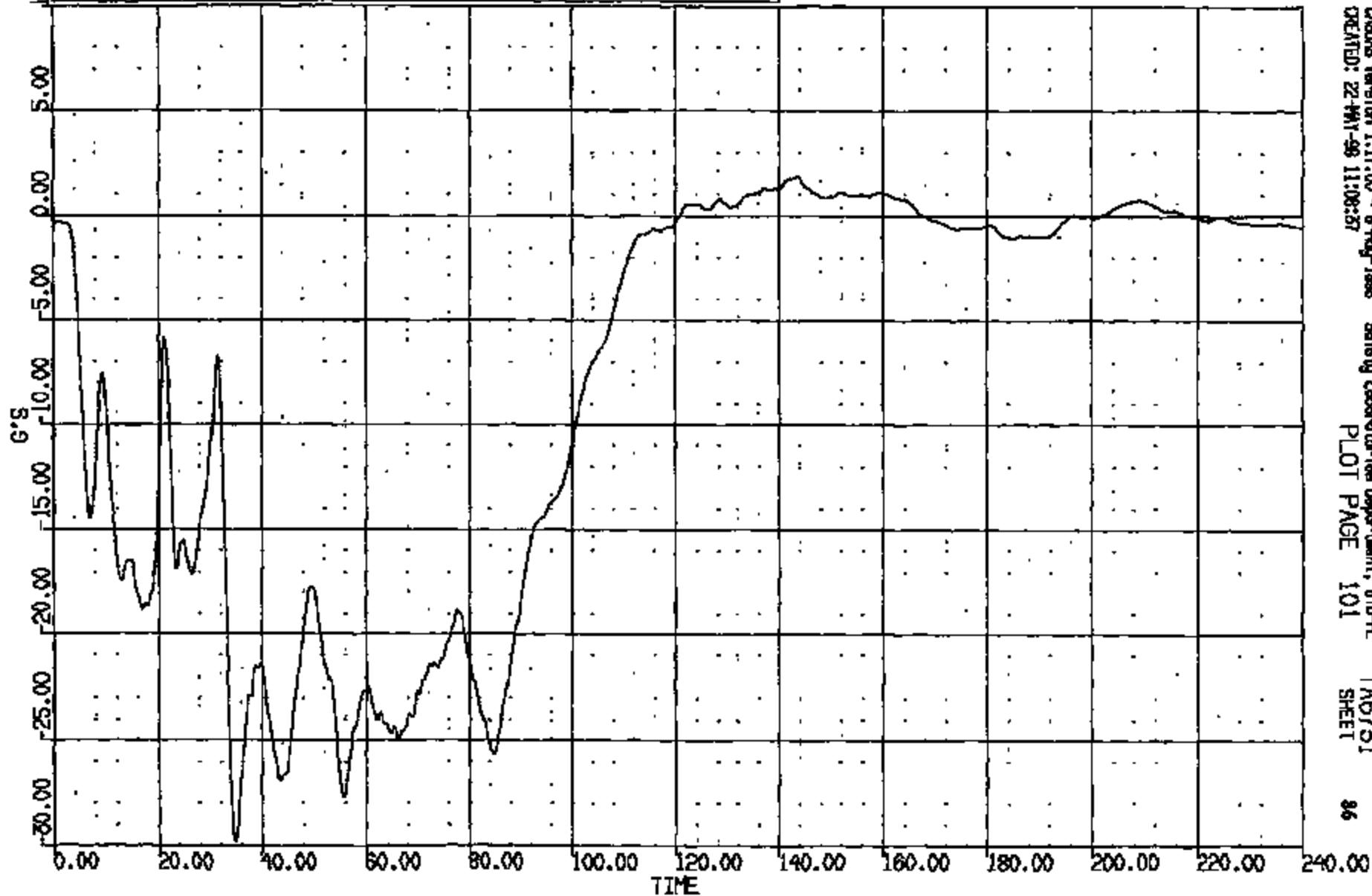
CRTS 001111

CR R: 11111 TO: TA6731 DATE: 880522 10:19:18
1988 ON-101

(73) CRITTTT L/ROCKER @ 8-PILLAR LONG 60C

MAX = 1.885 at 143.7 MS MIN = -29.00 at 39.88 MS

AXIS 1



CADDS Version 1.17.00 - 8-May-1988
CREATED: 22-MAY-88 11:08:57

Safety Laboratories Department, 610-A
PLOT PAGE 101

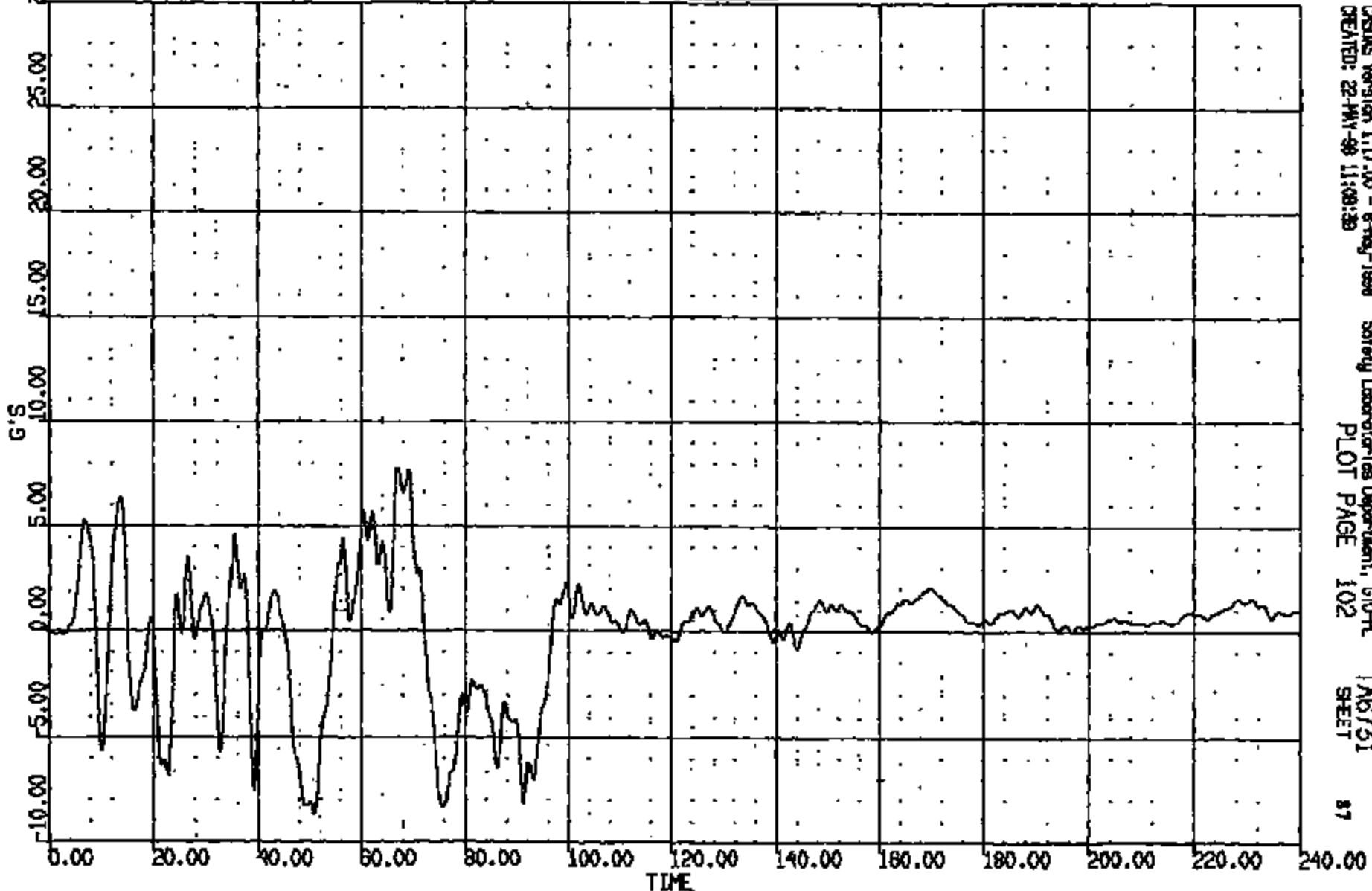
TA6731
SHEET

86

CRIS 0011111

CR R: 11111 TO: TA6731 DATE: 880522 10:19:18
1988 DN-101

(74) CRISLIT L/ROCKER @ B-PILLAR VERT 60C
MAX = 7.828 at 67.04 MS MIN = -8.707 at 50.88 MS **AXIS 1**



CRS Version 1.17.00 - 8-May-1988 Safety Laboratories Department, 670-PL TA6731
CREATED: 22-MAY-88 11:08:38 PLOT PAGE 102 SHEET 87

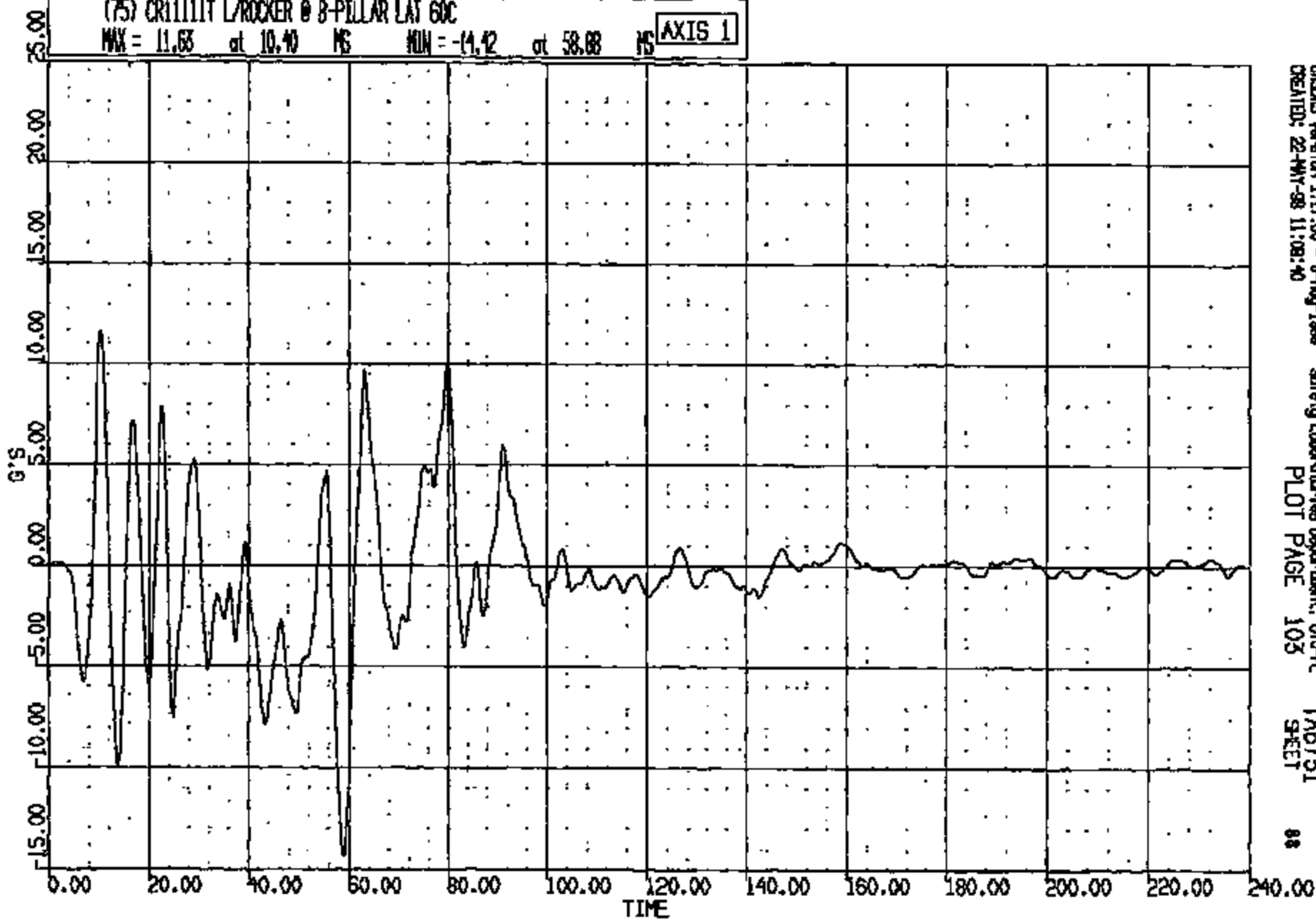
CRIS 0011111

CR R: 11111 TO: TA6731 DATE: 080322 10:19:16
1999 DN-101

(75) CR11111 L/ROCKER @ 8-PELLAR LAT 60C

MAX = 11.63 at 10.40 MS MIN = -11.42 at 58.08 MS

AXIS 1



CRAMS Version 1.17.00 - 8-Aug-1998
CREATED: 22-MAY-98 11:08:40

Safety Laboratories Department, 610-M
PLOT PAGE 103

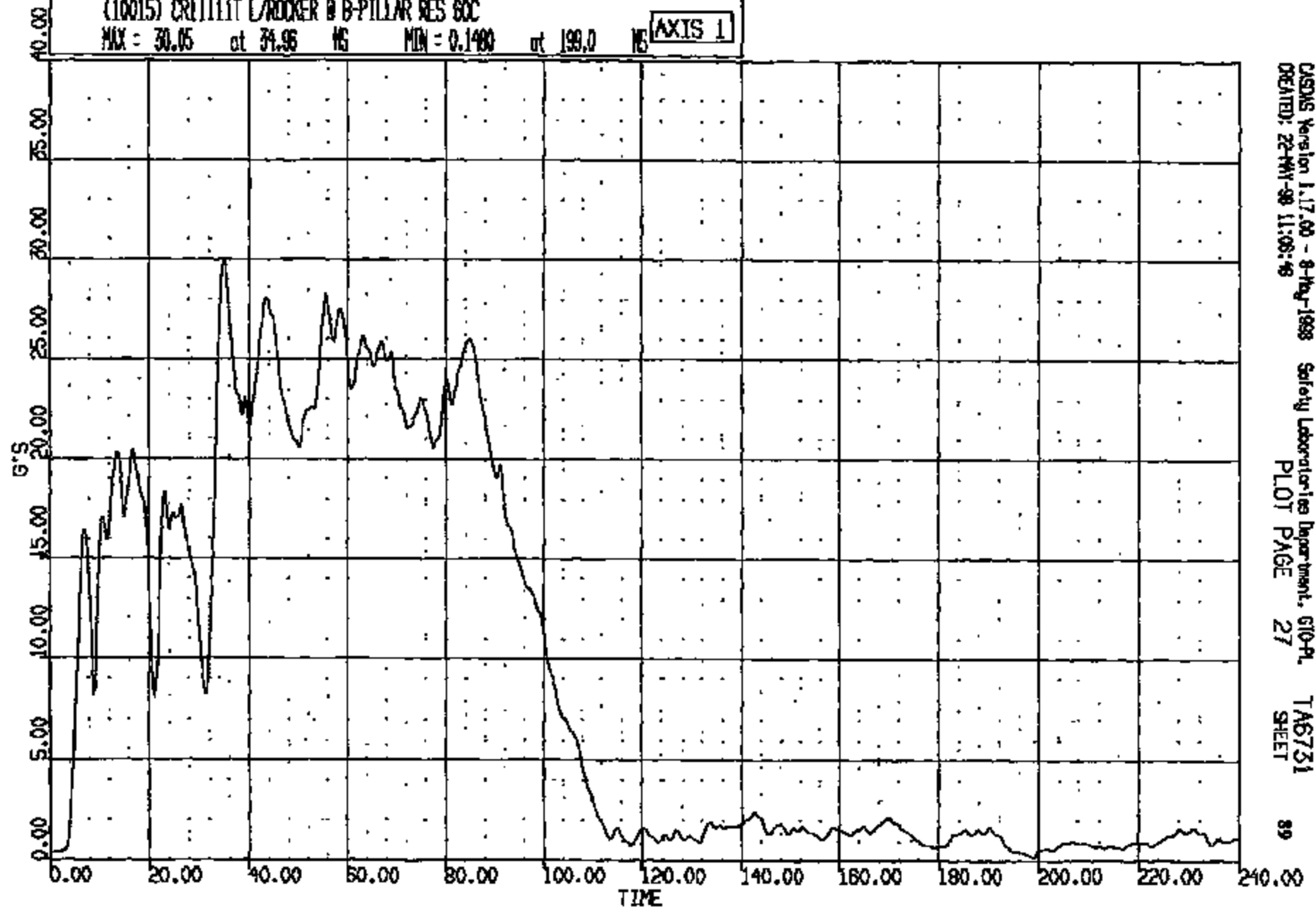
TA6731
SHEET

88

CRTS 0011111

CR #: 11111 TO: TA6731 DATE: 980522 10:19:18
1998 DN-101

(10015) CR11111T /ROCKER @ B-PILLAR RES 60C
MAX = 30.05 at 34.96 MS MIN = 0.1400 at 199.0 MS **AXIS 1**



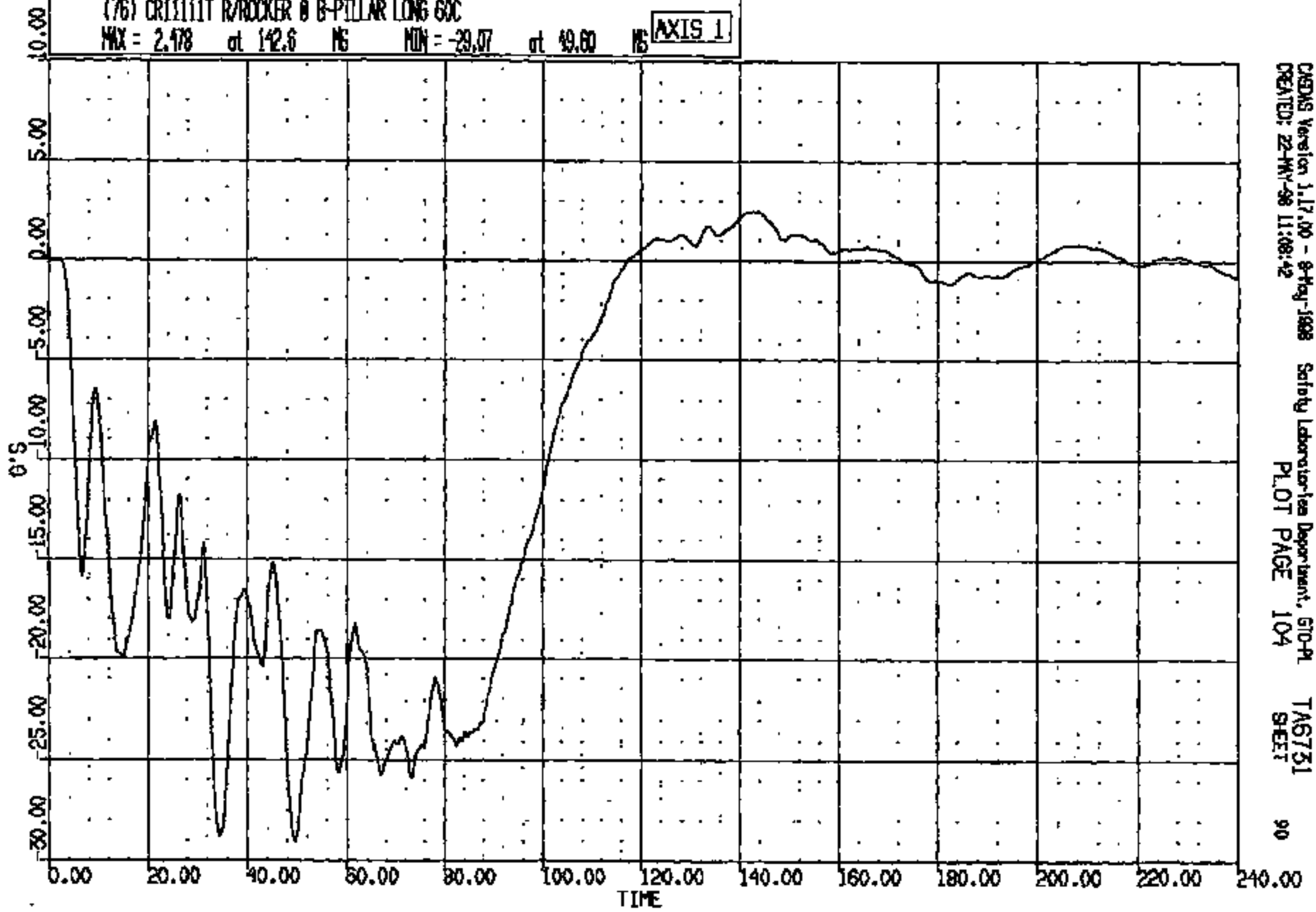
CASDS Version 1.17.00 - 8-Aug-1998 Safety Laboratories Department, G10-PL TA6731
CREATED: 22-MAY-98 11:05:48 PLOT PAGE 27 SHEET 89

CRTS 00111111

CR R: 11111 TO: TA6731 DATE: 980522 10:19:16
1998 ON-101

(76) CR11111T R/ROCKER @ B-PILLAR LONG 60C

MAX = 2.478 at 142.6 MS MIN = -29.07 at 49.60 MS AXIS 1



CADDS Version 1.17.00 - 8-May-1998 Safety Laboratories Department, STD-91
CREATED: 22-MAY-98 11:08:42
PLOT PAGE 104 SHEET 90

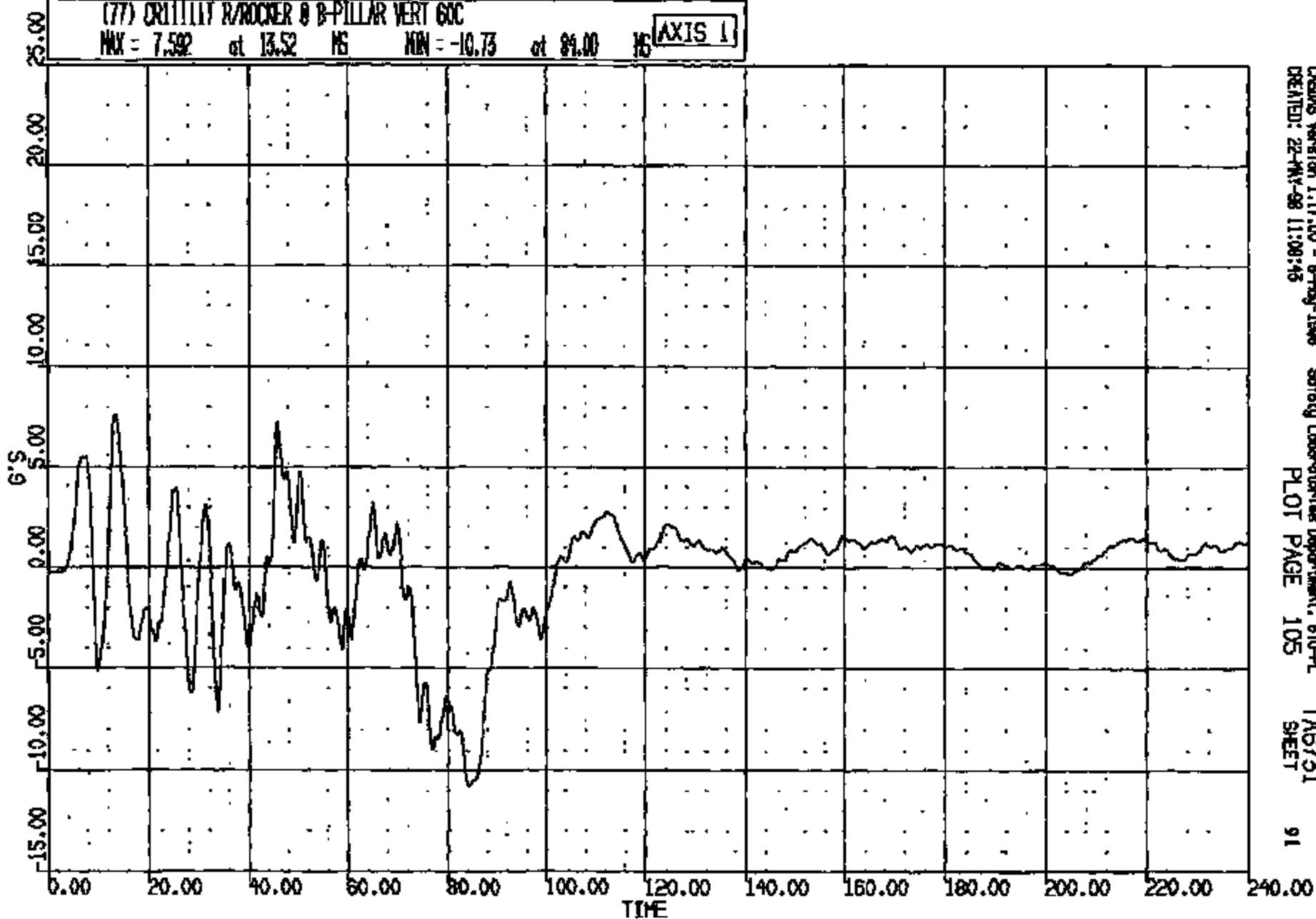
CR11111T

CR# 11111 TO: TAB731 DATE: 980522 10:19:16
1998 DN-101

(77) CR111117 R/ROCKER @ B-PILLAR VERT 60C

MAX = 7.592 at 13.52 MS MIN = -10.73 at 84.00 MS

AXIS 1



CADDS Version 1.17.00 - 8-May-1998
CREATED: 22-MAY-98 11:00:45

Safety Laboratories Department, 810-PL
PLOT PAGE 105

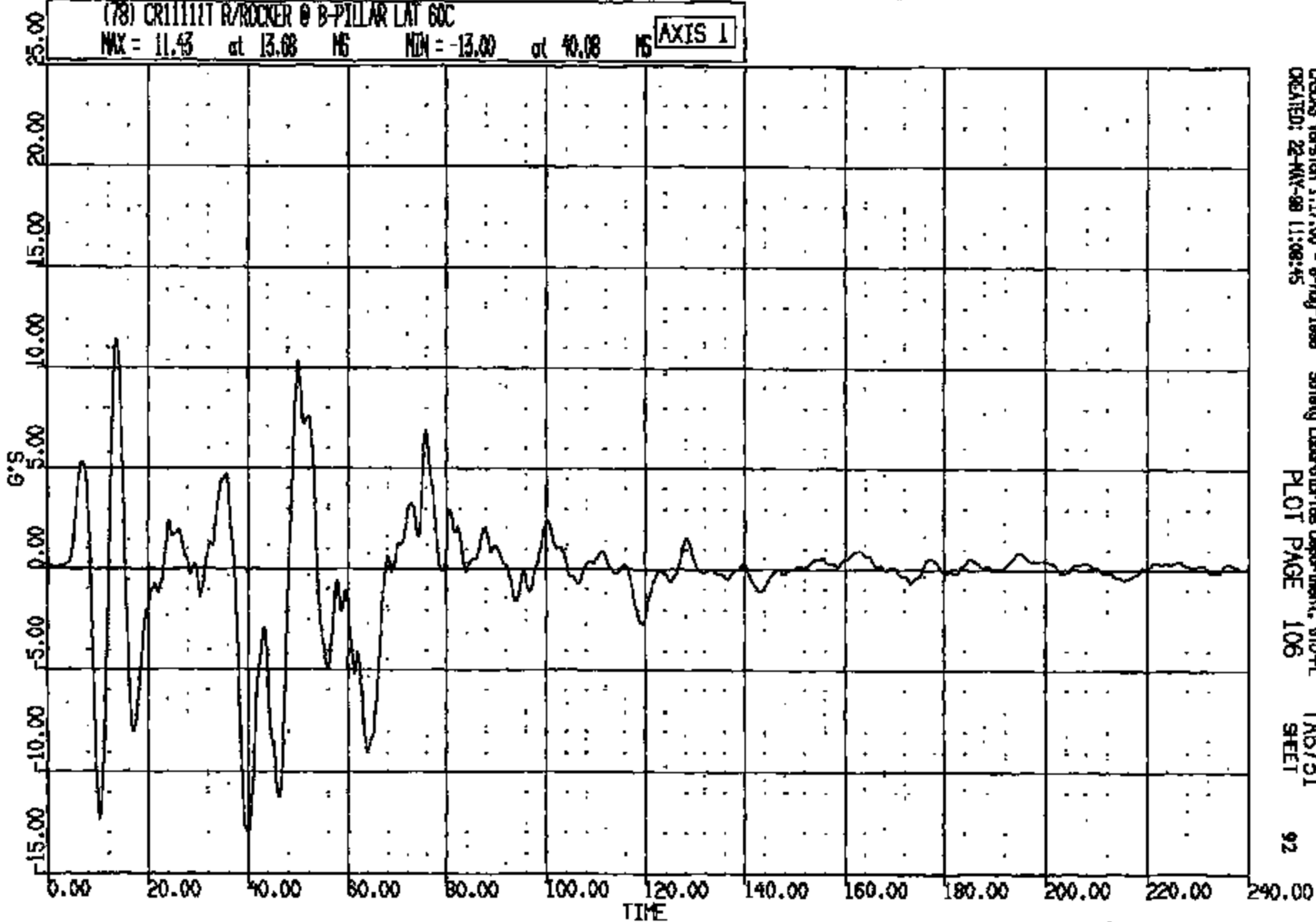
TAB731
SHEET

91

CRTS 0011111

CR R: 11111 TO: TAB751 DATE: 990522 10:16:16
1999 DN-101

(78) CR11111T R/ROCKER @ B-PILLAR LAT 60C
MAX = 11.43 at 13.08 MS MIN = -13.00 at 40.08 MS **AXIS 1**



CDGIS Version 1.17.00 - 8-May-1999
CREATED: 22-MAY-99 11:08:45

Safety Laboratories Department, 610-PL
PLOT PAGE 106

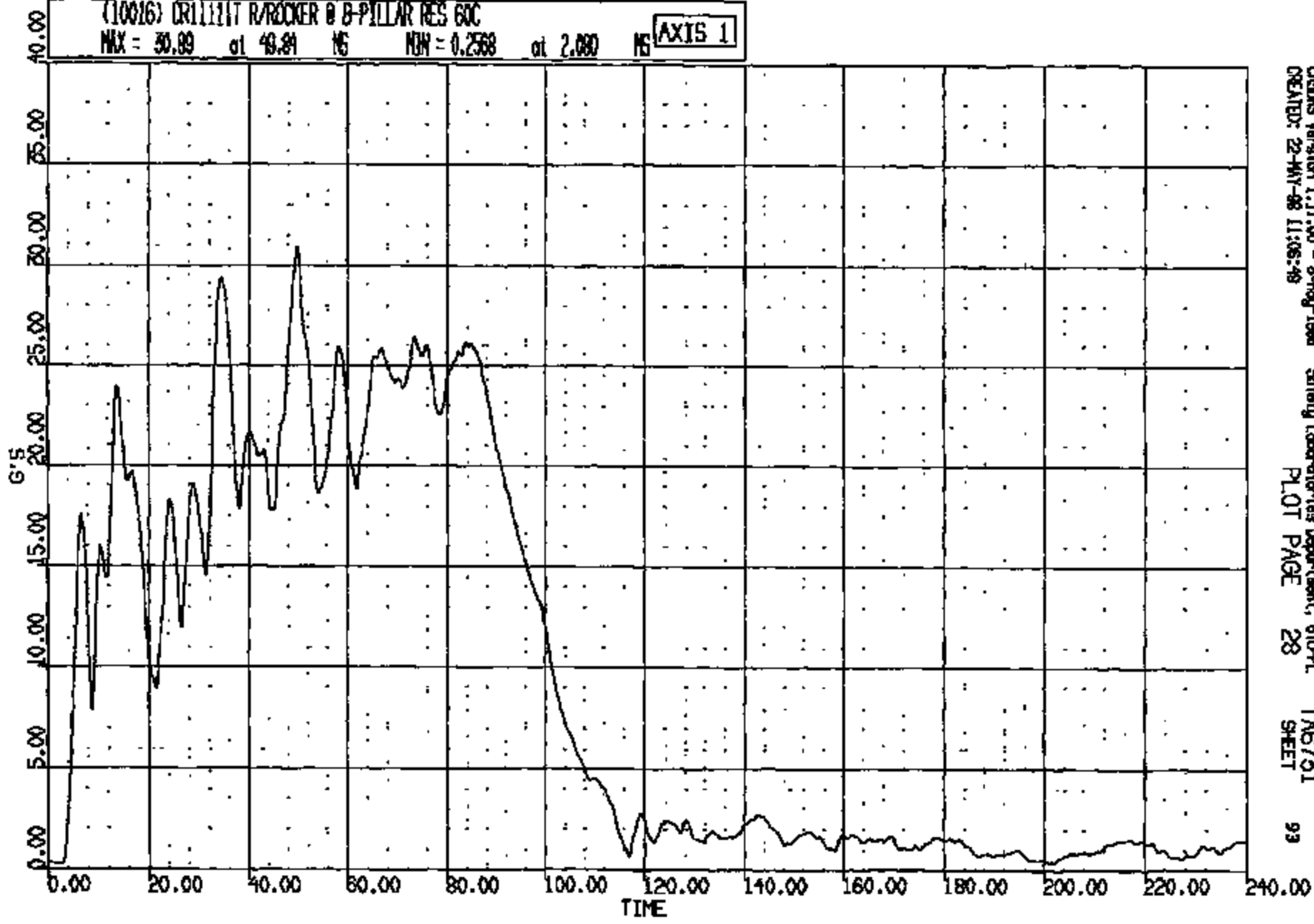
TAB751
SHEET

92

CRIS 0011111

CR R: 11111 TC: TAB731 DATE: 880522 10:19:18
1988 DN-101

(10016) DRILLBIT R/ROCKER @ B-PILLAR RES 60C
MAX = 30.89 at 49.84 NS MIN = 0.2568 at 2.000 NS **AXIS 1**

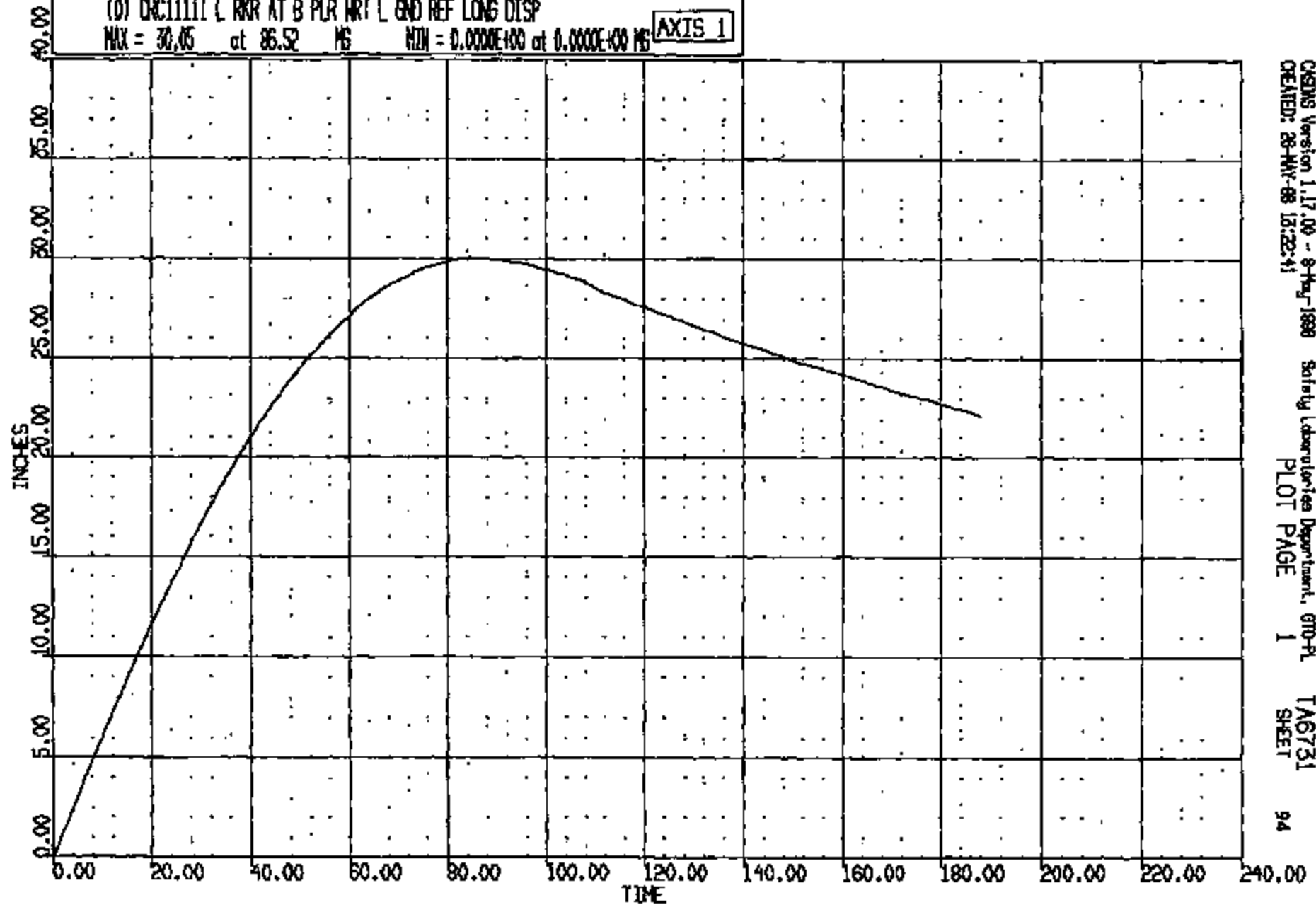


CREAMS Version 1.17.00 - 8-May-1988 Safety Laboratories Department, 810-PL
CREATED: 22-MAY-88 11:08:48
PLOT PAGE 28 SHEET 93

CRIS 0011111

CR R: 11111 TO: TA6731 DATE: 880522 10:19:18
1899 DN-101

(0) CR11111 L RKR AT B PLR NRT L END REF LONG DISP
MAX = 30.05 at 86.52 MS MIN = 0.000E+00 at 0.000E+00 MS **AXIS 1**

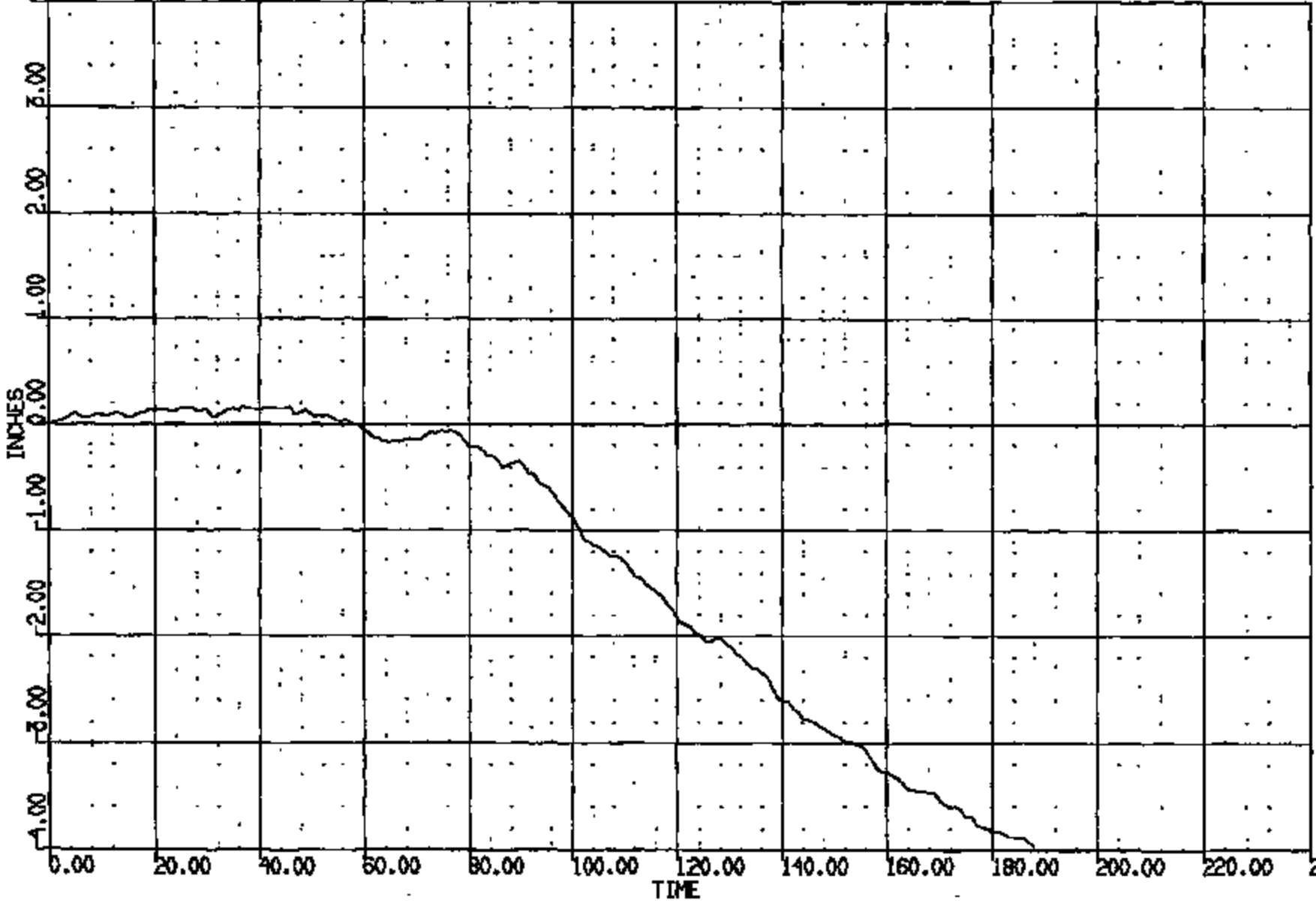


CRSINS Version 1.17.00 - 8-May-1988 Safety Laboratories Department, DTIC-PL
CREATED: 28-MAY-88 13:32:41 PLOT PAGE 1 TA6731 SHEET 94

CRTS 0011111

CR R: 11111 TO: T6751 DATE: 980522 10:19:18
1998 DN-101

(0) CR1111 L RWR AT B PLR WRT L GND REF VERT DISP
MAX = 0.1631 at 35.83 MS MIN = -3.960 at 187.9 MS **AXIS 1**

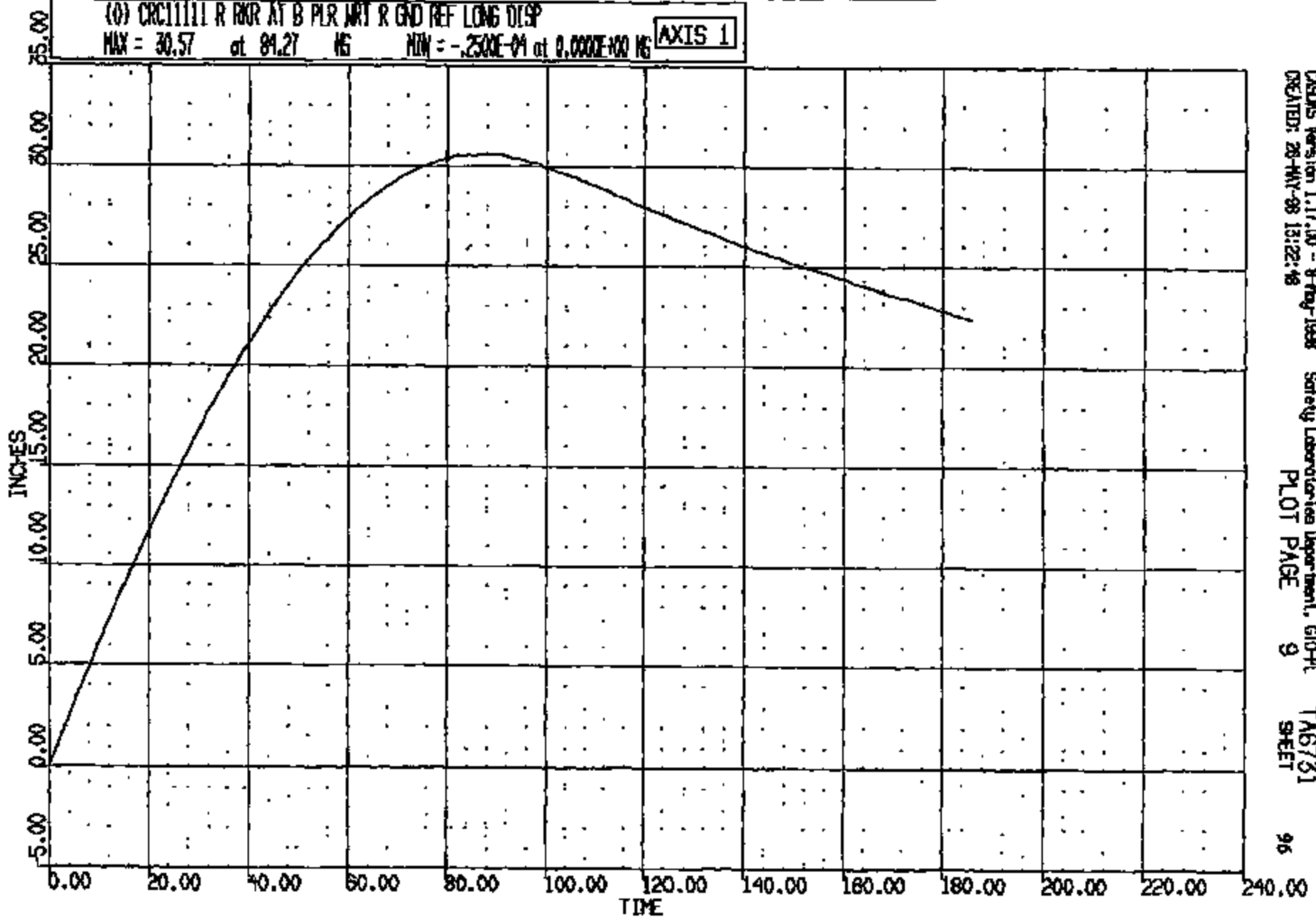


CHDS Version 1.17.00 - 8-May-1998 Safety Laboratories Department, DTIC-PL T6751
CREATED: 28-MAY-98 12:22:44 PLOT PAGE 3 SHEET 95

CRTS 0011111

CR R: 11111 TO: TA6731 DATE: 980522 10:12:15
1998 DN-101

(0) CRC11111 R RNR AT B PLR WRT R GND REF LONG DISP
MAX = 30.57 at 84.27 MS MIN = -.250E-04 at 0.000E+00 MS **AXIS 1**

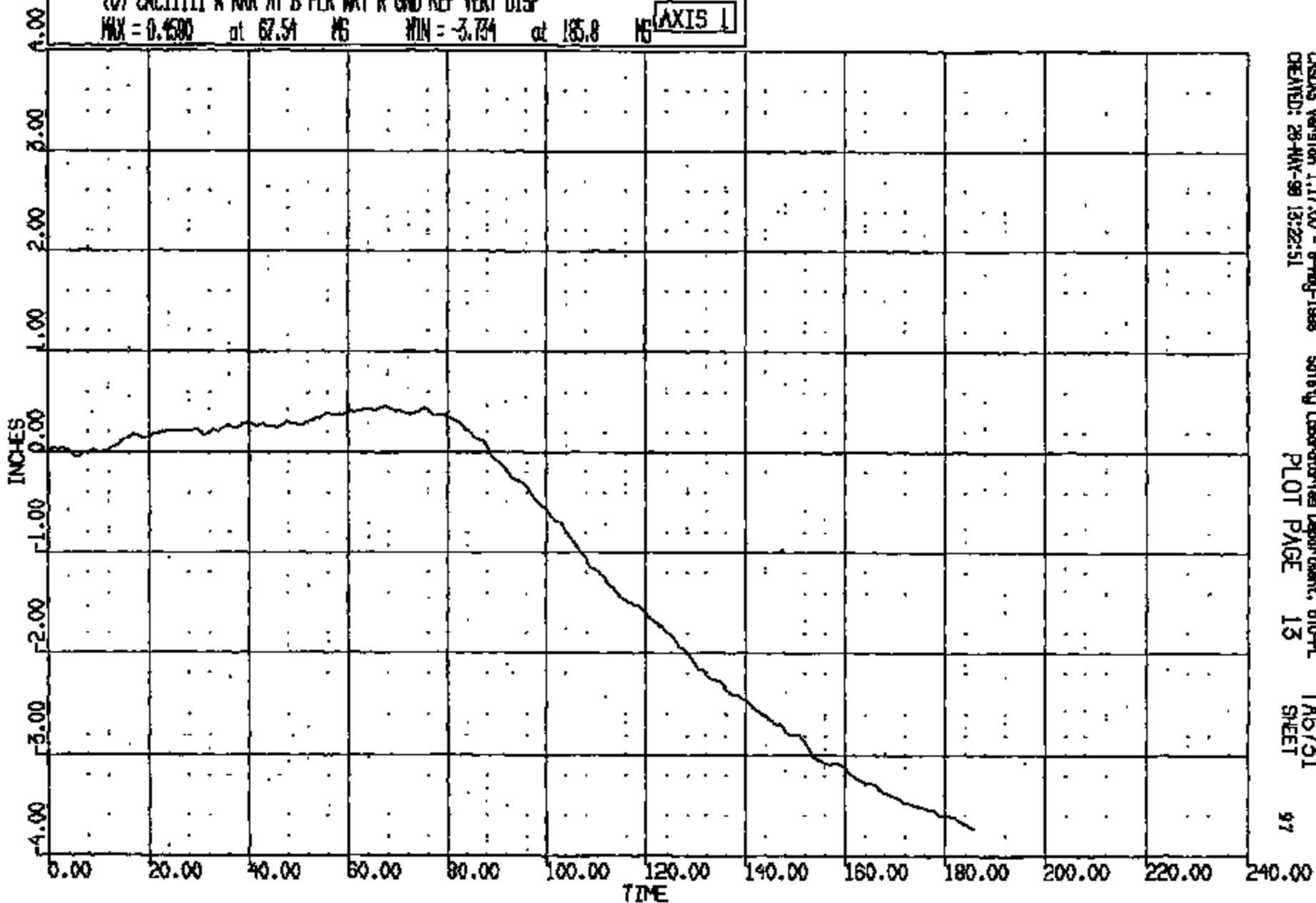


CADDS Version 1.17.00 - 8-Aug-1998 Safety Laboratories Department, G10-PL
CREATED: 28-MAY-98 13:22:48 PLOT PAGE 9 SHEET 96

CRTS 0011111


CR R: 1111 TO: TA6731 DATE: 880322 10:18:18
1988 DN-101

(D) CRCL1111 R RWR AT B PLR WRT R GND REF VERT DISP
MAX = 0.4500 at 67.54 MS MIN = -3.734 at 185.8 MS **AXIS 1**



CASDS Version 1.17.00 - 8-May-1988 Safety Laboratories Department, 610-PL
CREATED: 28-MAY-98 13:22:51 PLOT PAGE 13 TA6731
SHEET 97

CRTS 00111111



Name:

11111001.JPG

CRTS 0011111




6731

Name: 11111002.JPG



6731


1111002




Name:

1111004.JPG

CRTS 0011111






6731

Image 1

11111005.JPG

CRTS 0011111




6731

Name: 11111007.JPG

CRTS 0011111



Name: 11111008.JPG




Name: 11111009.JPG




Name:

11111010.JPG




Name: 11111011.JPG



Name:

11111012.JPG


CRIS 0011111



Name :

11111013.JPG


CRTS 0011111



Name:

11111014.JPG


CRTS 0011111



Name:

11111015.JPG


CRIS 0011111



Name:

1111016.JPG


CRTS 0011111



Name:

13111017.JPG

CRTS 0011111



Name:

11111018.JPG


CRTS 0011111



Name:

11111019.JPG


CRTS 0011111



Maxon

11111020.JPG


CRTS 001111



6731

Name : 11111021.JPG

CRTS 0011111



6731

Name: 11111022.JPG

CRTS 0011111



Name:

11111023.JPG

CRTS 00111111



Name:

11111024.JPG

CRTS 00111111




6731

CRIS 001111

Name:


1111028.JPG



Name :

11111026.JPG

CRTS 0011111



Name :

11111027.JPG


CRTS 0011111



Name:

11111028.JPG


CRTS 00111111



Name:

11111029.JPG

CRTS 0011111



Name:

11111030.JPG

CRTS 001111



Name :

11111031.JPG

CRTS 0011111




Name :

11111032.JPG

CRIS 0011111

CRTS 0011111



Frame 1

11111099.JPG



Name: 11111034.JPG

CRTS 0011111



Name: 11111035.JPG

CRTS 0011111




Name: 11111036.JPG

CRTS 00111111



Name: 11111037.JPG


CRIS 0011111



Name :

11111038.JPG

CRTS 00111111



6731

Name: 11111039.JPG


CRTS 0011111



CRTS 0011111

Name :

11111040.JPG



131

Name :

11111041.JPG

CRTS 0011111



6731

Name: 11111042.JPG

CRIS 0011111



Name :

11111043.JPG

CRTS 0011111



6731

Name:

11111044.JPG

CRTS 0011111



Name: 11111045.JPG

CRTS 0011111



Name :

11111046.JPG


CRIS 0011111



Name :

11111047.JPG


CRIS 0011111



Name :

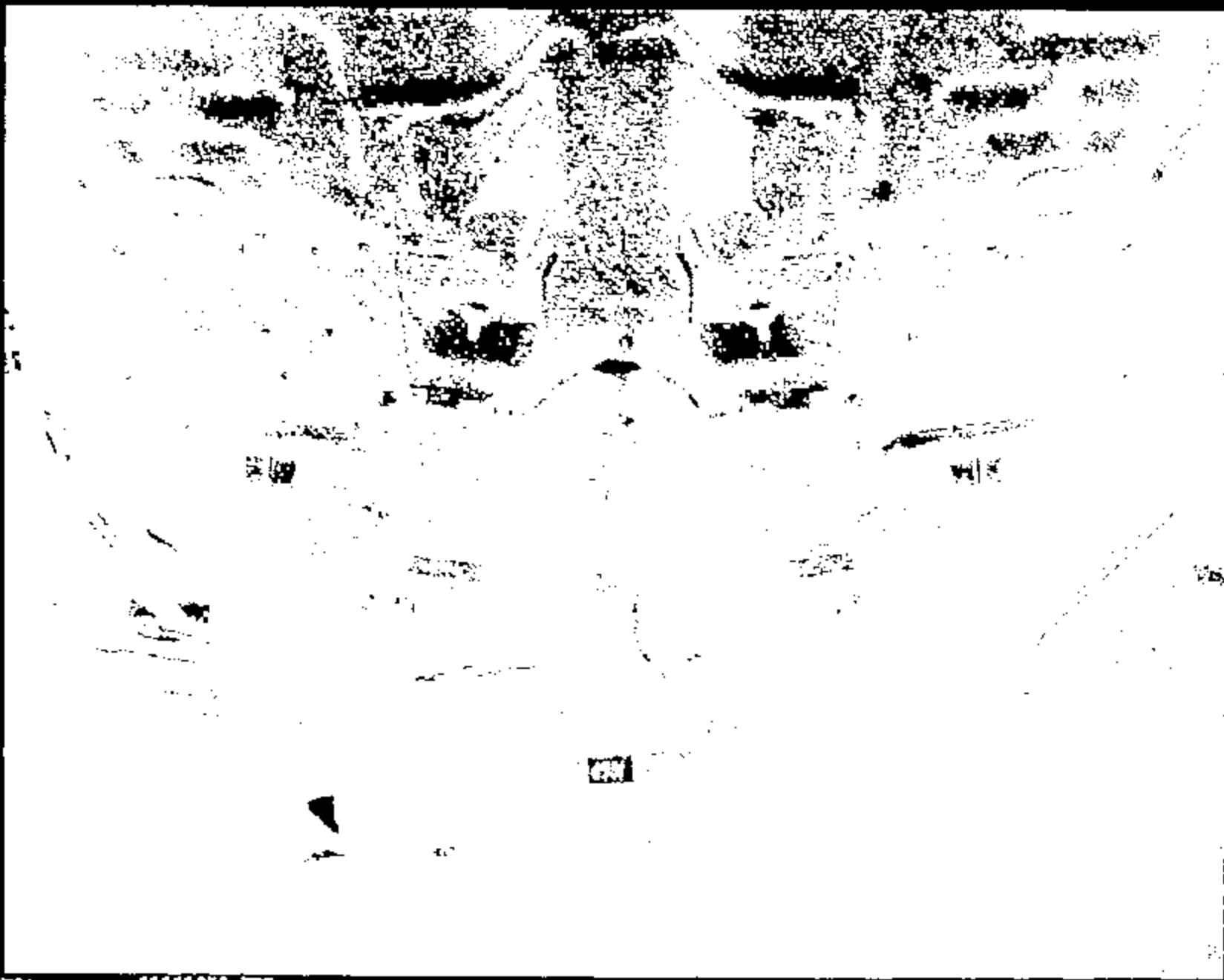
11111048.JPG

CRIS 00111111



Name: 11111049.JPG

CRTS 0011111



11111050.JPG

Image 1

CRIS 0011111



Name :

11111051.JPG

CRIS 001111




6731

Name:

11111052.JPG


CRTS 0011111



Name :

11111053.JPG

CRIS 0011111



ESCAPE RELEASE (S)

Name:

11111054.JPG

CRIS 00111111



CRIS 0011111

Name:

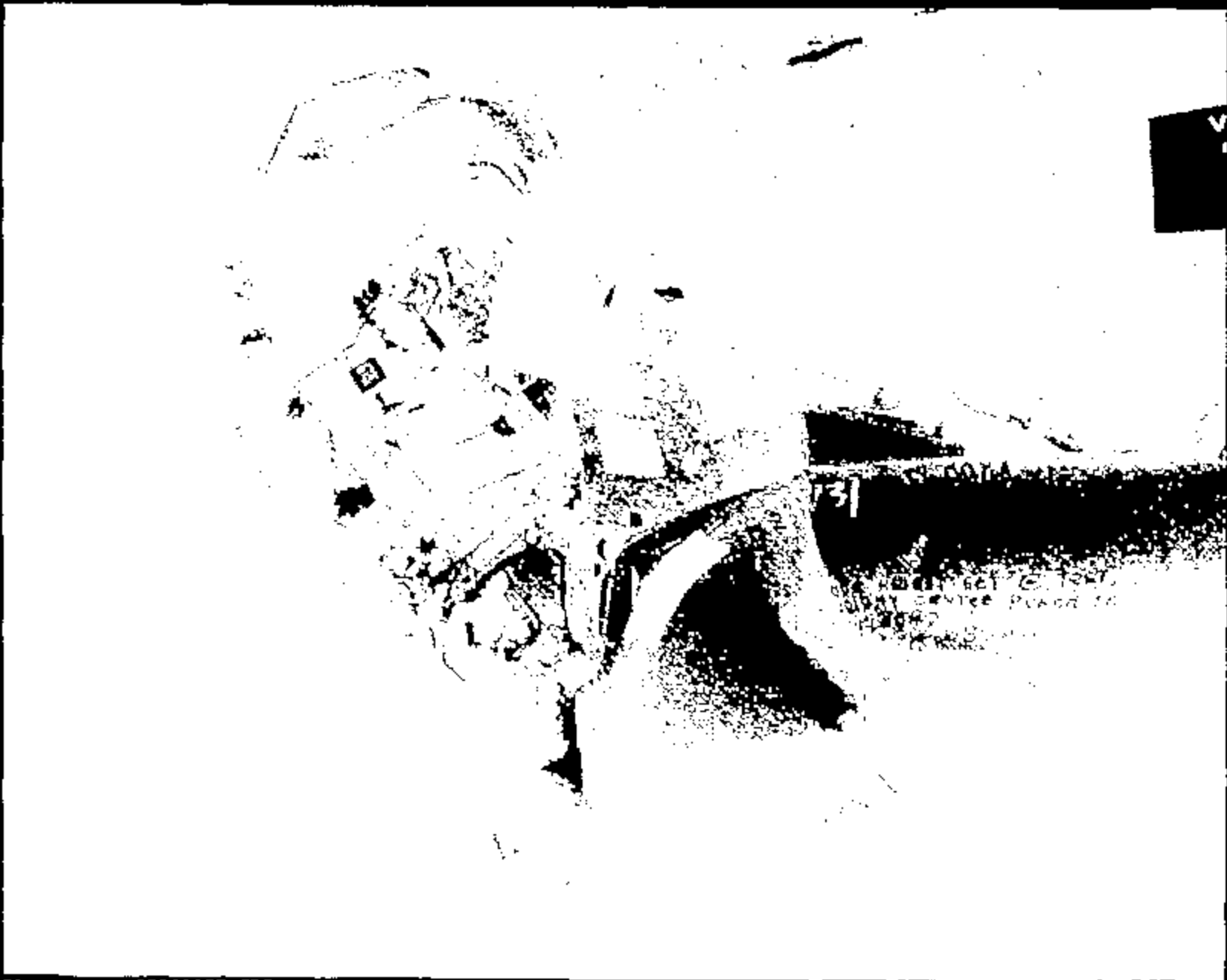
11111055.JPG



Name :

11111056.JPG


CRTS 0011111



Name:

11111057.JPG

CRTS 0011111



CRTS 0011111

Name:

1111058.JPG



CRTS 00111111

Name:

11111059.JPG



CRTS 0011111

Name:


1111060.JPG



CRTS 0011111

Name :

11111061.JPG

 GTO Test Request		Requester/Coordinator (PROFS ID):	
		KEWING	
Testing Activity: Crash Barrier Test Lab		Date Submitted: 14-MAY-88	Requested Completion Date: 18-MAY-88
Requestor Reference Number:			
Test Procedure Number: BT-25	Test Title and / or Subject of Test: DN101 35mph Frontal Barrier Impact		
Billable Requestor Dept No.:	Workshop/Work Order Number:	Test conducted to certify control firm compliance with Government Regulations:	
T551 AV2215A	F14		
Billable Requestor PROFS ID.:	Billable Requestor Name:	Yes: <input type="checkbox"/> No: <input checked="" type="checkbox"/>	
KEWING	KURT EWING		
Complete the following two questions as indicated			
1 - Rational for not replacing this test by CAE Analysis: <input checked="" type="checkbox"/> No CAE Methodology or process available <input checked="" type="checkbox"/> For CAE Correlation <input type="checkbox"/> Insufficient confidence in CAE <input type="checkbox"/> To obtain basic data for CAE <input type="checkbox"/> Replacement or improvement of existing Test <input type="checkbox"/> Testing is Quicker <input type="checkbox"/> Mandatory or Regulatory <input type="checkbox"/> Certification <input type="checkbox"/> Development test for FSB <input type="checkbox"/> Not applicable Other:		2 - What is the expected Test Outcome: <input checked="" type="checkbox"/> Results will meet DVP/PCR requirements <input type="checkbox"/> System Component will not meet Test specification <input type="checkbox"/> Unknown <input type="checkbox"/> Above is Based on CAE? Other:	
(Check appropriate boxes)		(Check appropriate boxes)	
Test Purpose/Test Procedure or Description of Test:			
T657-BT-25 Fixed Barrier Collision Test - Occupant Crash Protect (Interim Proc)			
<div style="border: 1px solid black; padding: 5px; display: inline-block;"> <p>"RECORD COPY"</p> <p>Schedule No. <u>1-7-12</u></p> <p>Ret. in Until <u>2018</u></p> </div>			
Signature Approvals (As Required for Control Purposes)			
Requesting Engineer <u>KURT EWING</u>		Testing Engineer _____	
Requesting Supervisor/Manager <u>JIM BOLAND</u>		Testing Supervisor _____	

BARRIER TEST REQUEST

TA0731

TEST OBJECTIVE: DEVELOPMENT, OCCUPANT PERFORMANCE, FUEL SYSTEM INTEGRITY
 IMPACT SPEED (MPH) = 35
 TEST PROCEDURE: ST-26
 IMPACT TEST VEHICLE FRONTALLY INTO 90 DEGREE RIGID BARRIER.
 PLEASE CONDUCT POST TEST FUEL SYSTEM PRESSURE CHECK.
 30 MIN POST IMPACT HOLD IS NOT REQUIRED. NO ROLL OVER REQUIRED.

TEST VEHICLE TAG: 578T280
 TEST VEHICLE YIC: 1FAPPEZU5A8T00198
 MODEL: DNI01
 MODEL YEAR: 1998
 TASK NO.: P14
 BILLABLE DEPT.: T801
 PDL: CDC-0907

FUEL: TYPE= STANDARD FILL LEVEL (GAL.) = 3

TIRE PRESSURE (PSI): FRONT = 30 REAR = 30 SPARE = NA
 CURB WEIGHT (LBF): FRONT = 2151 REAR = 1163 TOTAL = 3264
 TEST WEIGHT (LBF): FRONT = 2286 REAR = 1099 TOTAL = 3004
 +/- = 25

RIDE HEIGHTS (IN): FRONT = LEVEL RFR +/- TO GROUND REAR = LEVEL RFR +/- TO GROUND

WEIGH UP INSTRUCTIONS:

MAY REMOVE: EXHAUST, DECK LID, DOOR GLASS, INTERIOR TRIM
 DO NOT PLACE WEIGHT: FRONT FOOTWELLS, OR UNDERHOOD LOCATIONS OTHER THAN IN ENGINE (SEE BELOW).
 MAX ADD TO ENGINE: 75 LBF.
 LOAD TO TEST WEIGHT & LEVEL ROCKERS WRT GROUND.
 SPRING INSERTS ACCEPTABLE.

OCCUPANT TYPE: LEFT FRONT = HYBRID 3 60TH %
 RIGHT FRONT = HYBRID 3 60TH %

DUMMY POSITIONING: ST-26 DRIVER FOOT-REST: YES

SEAT POSITIONING:

	LONG	VERT	BACK ANGLE (DEG.)	PKG CHK.
LEFT FRONT =	MID	FULL DN	22.5896 (FRAME)	Y
RIGHT FRONT =	MID	FULL DN	23.2346 (FRAME)	Y

JTW 5/21/98

NOTE TO PACKAGE LAB: PLEASE RECORD BODY COORDINATES OF ROCKER @ B-PILLAR TOT ALSO.

RESTRAINTS USAGE:

	BELT	PYRO BELT	FRT BAG	SIDE BAG
LEFT FRONT =	X		X	
RIGHT FRONT =	X		X	

MIRROR SYSTEM: REMOTE DEPLOY @ 12 ms.

BARRIER TEST REQUEST

TA8731

DIMENSIONAL ANALYSIS: NONE

STILL PHOTO: STANDARD PRE & POST TEST

HIGH SPEED FILM:

OFFBOARD			ONBOARD		
1	RIGHT	OVERALL			
2	RIGHT	A-PILLAR FORWARD	1	RIGHT	RETRACTOR
3	RIGHT	DUMMY KINEMATICS	2	RIGHT	D-RING
4	LEFT	OVERALL	3	RIGHT	OVER SHOULDER
5	LEFT	A-PILLAR FORWARD			
6	LEFT	DUMMY KINEMATICS	4	LEFT	RETRACTOR
7	OVERHEAD	OVERALL	5	LEFT	D-RING
8	OVERHEAD	A-PILLAR FORWARD	6	LEFT	OVER SHOULDER
9	PIT	A-PILLAR FORWARD			
10	RIGHT	FRT SEAT TARGETS			
11	LEFT	FRT SEAT TARGETS			
TOTAL OFFBOARD = 11			TOTAL ONBOARD = 6		

FILM ANALYSIS:

LEFT ROCKER DISP. & VELOCITY @ B-PILLAR WRT GROUND
 RIGHT ROCKER DISP. & VELOCITY @ B-PILLAR WRT GROUND
 LEFT DUMMY HEAD DISP. & VELOCITY WRT LEFT ROCKER @ B-PILLAR
 RIGHT DUMMY HEAD DISP. & VELOCITY WRT RIGHT ROCKER @ B-PILLAR
 LEFT FRONT SEAT PITCH & DROP WRT VEHICLE
 RIGHT FRONT SEAT PITCH & DROP WRT VEHICLE
 VEHICLE PITCH
 VEHICLE DROP

DIGITIZED FILM:

OFFBOARD	3	RIGHT	DUMMY KINEMATICS
OFFBOARD	3	LEFT	DUMMY KINEMATICS

SPECIAL BUILD INSTRUCTIONS:

- 1 UPDATE DRIVER AIR BAG (3100, 2X10" TETHERS, 2X30mm VENT)
- 2 UPDATE PASSENGER AIR BAG (2.6mph, -22, 2X30mm VENT)
- 3 UPDATE RIGHT & LEFT FRONT SEAT BELT ASSEMBLIES (DRIVER: 9.5mm dia. CFR, PASS: 9.5mm dia. CFR)
- 4 REMOVE HOOD, EXHAUST, DECKLID, SIDE WINDOW GLASS.
- 5 UPDATE FRONT BUMPER TO RA120 MATERIAL BEAM.
- 6 UPDATE FUEL SUPPLY LINE BUNDLE.
- 7 COLOR CONTRAST UNDERHOOD COMPONENTS.

CONTACTS:

	NAME	PHONE	PAGER
REQUESTOR:	K. EWING	24-96185	KEM1
B.I.D. COORD:	B. PAGANO	22-90845	BPAG
SUPERVISOR:	K. ARTHURS	28-05189	KART

File: TA8731, Tab: REQUEST
 Revised: 05/14/98
 Printed: 5/14/98, 2:41 PM

Page 2 of 2

Created By: K. Ewing, 24-96185

CRTS 0011111

DUMMY MEASUREMENT REPORT
CRASH BARRIER

RUN NUMBER 11111
TEST ORDER NUMBER TA6731

DUMMY POSITION LEFT
DUMMY ABBREV 50H3

FRONT

ABSOLUTE MEASUREMENTS (INCH)	MEASUREMENT
LEG (HYB II)/KNEE (HYB III) TO INST PANEL LEFT	4.50
LEG (HYB II)/KNEE (HYB III) TO INST PANEL RIGHT	3.60
ROCKER TARGETS TO GROUND FRONT	7.40
ROCKER TARGETS TO GROUND REAR	7.40
NOSE TO STEERING WHEEL	15.50
NOSE TO INSTRUMENT PANEL	
INSTRUMENT PANEL TO TORSO	
STEERING WHEEL TO TORSO	7.80
STEERING WHEEL TOP LEGS	1.00
KNEE SPREAD OS-OS (HYB II)/CL-CL (HYB III)	9.70
SEAT BACK ANGLE	23.10
PELVIC ANGLE	21.30
HEAD ANGLE	0.40
ROCKER ANGLE	0.70
NECK BRACKET ANGLE	3.50
BUMPER TARGET TO GROUND	

RELATIVE MEASUREMENTS (INCH)	VRT FRT RRR TGT
HEAD LAT	14.20
HEAD VERT	38.50
HEAD LONG	14.80

SHOULDER LAT
SHOULDER VERT
SHOULDER LONG

H-POINT LAT	10.30
H-POINT VERT	11.30
H-POINT LONG	11.20

O/S KNEE BOLT LAT	11.60
O/S KNEE BOLT VERT	15.60
O/S KNEE BOLT LONG	-4.60

DUMMY MEASUREMENT REPORT
CRASH BARRIER

NUMBER 11111
TEST ORDER NUMBER TA6731

DUMMY POSITION RIGHT FRONT
DUMMY ABBREV 50H3

ABSOLUTE MEASUREMENTS(INCH)	MEASUREMENT
LEG(HYB II)/KNEE(HYB III) TO INST PANEL LEFT	3.90
LEG(HYB II)/KNEE(HYB III) TO INST PANEL RIGHT	4.10
ROCKER TARGETS TO GROUND FRONT	7.70
ROCKER TARGETS TO GROUND REAR	7.70
NOSE TO STEERING WHEEL	
NOSE TO INSTRUMENT PANEL	21.60
INSTRUMENT PANEL TO TORSO	18.00
STEERING WHEEL TO TORSO	
STEERING WHEEL TOP LEGS	
KNEE SPREAD OS-OS(HYB II)/CL-CL(HYB III)	7.80
SEAT BACK ANGLE	22.80
PBVIC ANGLE	24.70
HEAD ANGLE	0.50
ROCKER ANGLE	0.50
NECK BRACKET ANGLE	7.00
BUMPER TARGET TO GROUND	

RELATIVE MEASUREMENTS(INCH)	VRT FRF RKR TGT
HEAD LAT	15.50
HEAD VERT	37.70
HEAD LONG	14.70

SHOULDER LAT
SHOULDER VERT
SHOULDER LONG

H-POINT LAT	10.70
H-POINT VERT	12.00
H-POINT LONG	10.10

O/S KNEE BOLT LAT	12.60
O/S KNEE BOLT VERT	14.90
O/S KNEE BOLT LONG	-4.90