



"RECORD COPY"
 Schedule No. 7-7-12
 Retain Until 2019
CONFIDENTIAL

FINAL TEST REPORT

**Global Test Operations
 Advanced Vehicle Technology**

TO:	A. Taub	Test Order No.	T-A8755
		Work Task W. O. No.	F14
		Test Date	2/3/98
		Data Reported Sheet	3/23/99 1 of 27

SUBJECT: Crash Test 10990 (90° Front Fixed Barrier Impact at 14.2 ± 0.4 mph, 22.9 ± 0.6 km/h) - 199X Taurus (DN-101) 4-Door Sedan

REQUESTED BY: Vehicle Safety and CAE Department, Advanced Vehicle Technology - K. Ewing

OBJECT: To obtain development data relative to air bag system sensors.

SUMMARY OF TEST RESULTS: See Section 1.0 for air bag system sensor data.

L. Stockton
 Test Development Engineer

Handwritten signature and date: S. Leash 3/22/99

Concur: S. Leash
 Section Supervisor
 Operations Engineering Section

VEHICLE DATA:

Make and Model	199X Taurus (DN-101) 4-Door Sedan	
ID Numbers	1EALP6ZU7VG218563, 818-W-229	
Power Train	3.0L, EFI, Automatic Transaxle	
Fuel Tank(s)	Test Condition: Empty	
Front Seat(s)	Type: Bucket Cover: Cloth Tracks/Position: LF: 6-Way Power/Mechanical/Mid and Down RF: Manual/Mechanical Mid Seat Backs/Position: Adjustable/LF: 26.1° Rear of Vertical, RF: 26.6° Rear of Vertical Head Restraints/Position: Adjustable/Up	
Restraint System	LF & RF: None Used	
Occupants	LF & RF: 50th Percentile Male, Hybrid II, Uninstrumented	
Test Weight	Front: 2311 lb (1048 kg) Rear: 2000 lb (907 kg) Total: 4311 lb (1956 kg)	
Tires	Front: P205/65R15 Rear: P205/65R15 Spare: Removed	30 psi (207 kPa) 30 psi (207 kPa)
Significant Content or Accessories:	Air Conditioning, Power Steering, Power Brakes, Tilt Steering Wheel	

GENERAL TEST COMMENTS:

1. Test Procedure

The test was performed according to the following Corporate test procedure(s):

Fixed Barrier Collision, T687-ST-14 dated July 17, 1986.

2. Remarks

Crash movies, pre- and post- crash still images of the test vehicle and copies of this report are available through the Operations Engineering Section, Safety Laboratories Department, GTO. The crash still images are stored and archived on CD ROMs. The file names of the still images are listed under crash number and a three digit sequence number which are 10990001 through 10990044.

TEST RESULTS:

1.0 Sensor Development

Time histories of the dummy dynamic displacements obtained from Film Analysis are included in this report.

Time histories of the air bag/sensor(s) are included in this report.

Time histories of any requested derived data (i.e. integrations, etc.) were given to the requesting activity and are not included in this report.

2.0 Vehicle Crush, Film Analysis and/or Instrumentation Data

Time histories of the vehicle accelerations and other instrumentation are included in this report.

Time histories of vehicle dynamic displacements obtained from Film Analysis are included in this report.

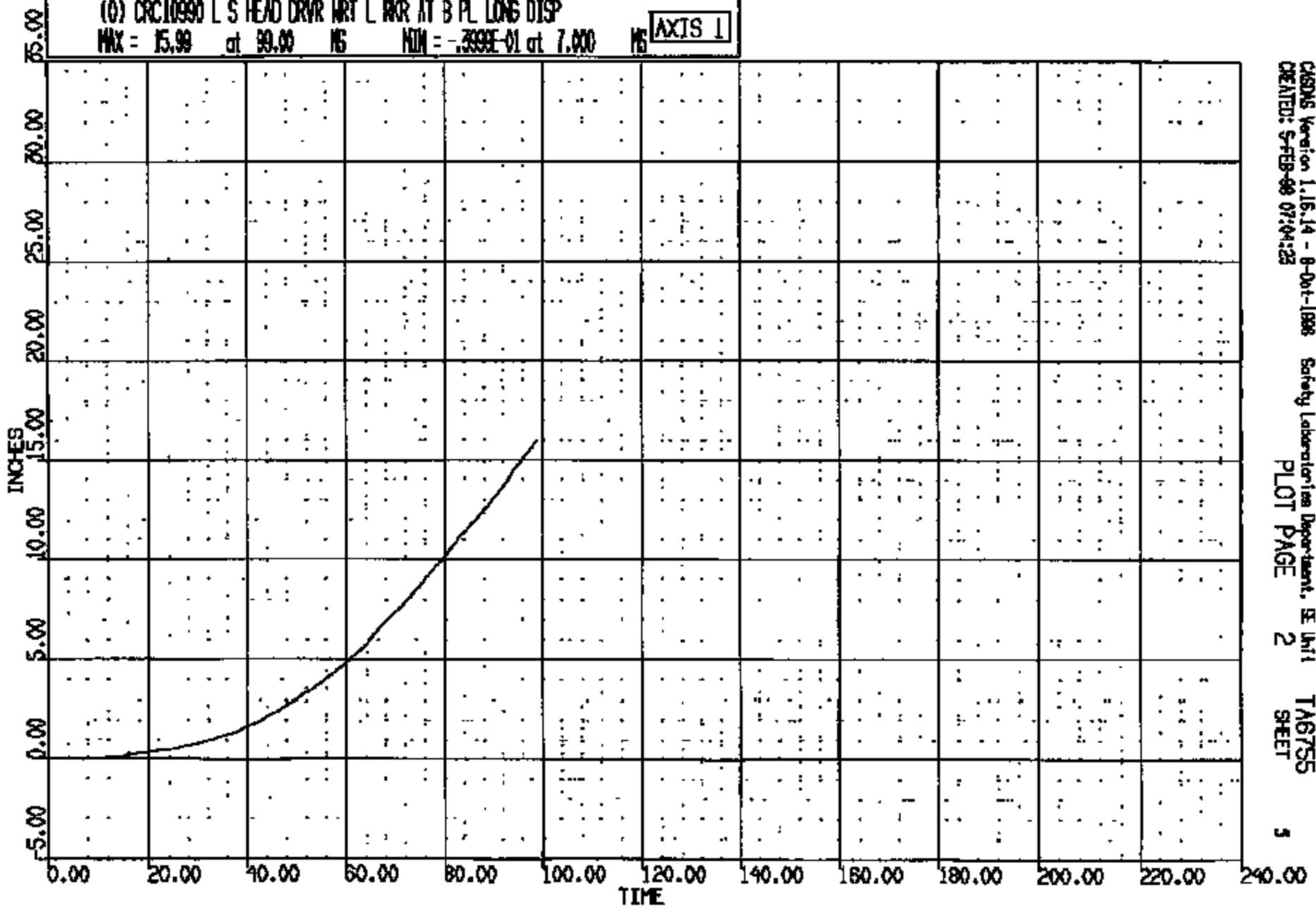
Time histories of any requested derived data (i.e. integrations, etc.) were given to the requesting activity and are not included in this report.

CR R: 10990 TO: TAB755 DATE: 980205 08:58:18
3000 DN-101

(0) CRC10990 L S HEAD DRVY WRT L RWR AT B PL LONG DISP

MAX = 15.99 at 99.00 MS MIN = -.339E-01 at 7.000 MS

AXIS 1

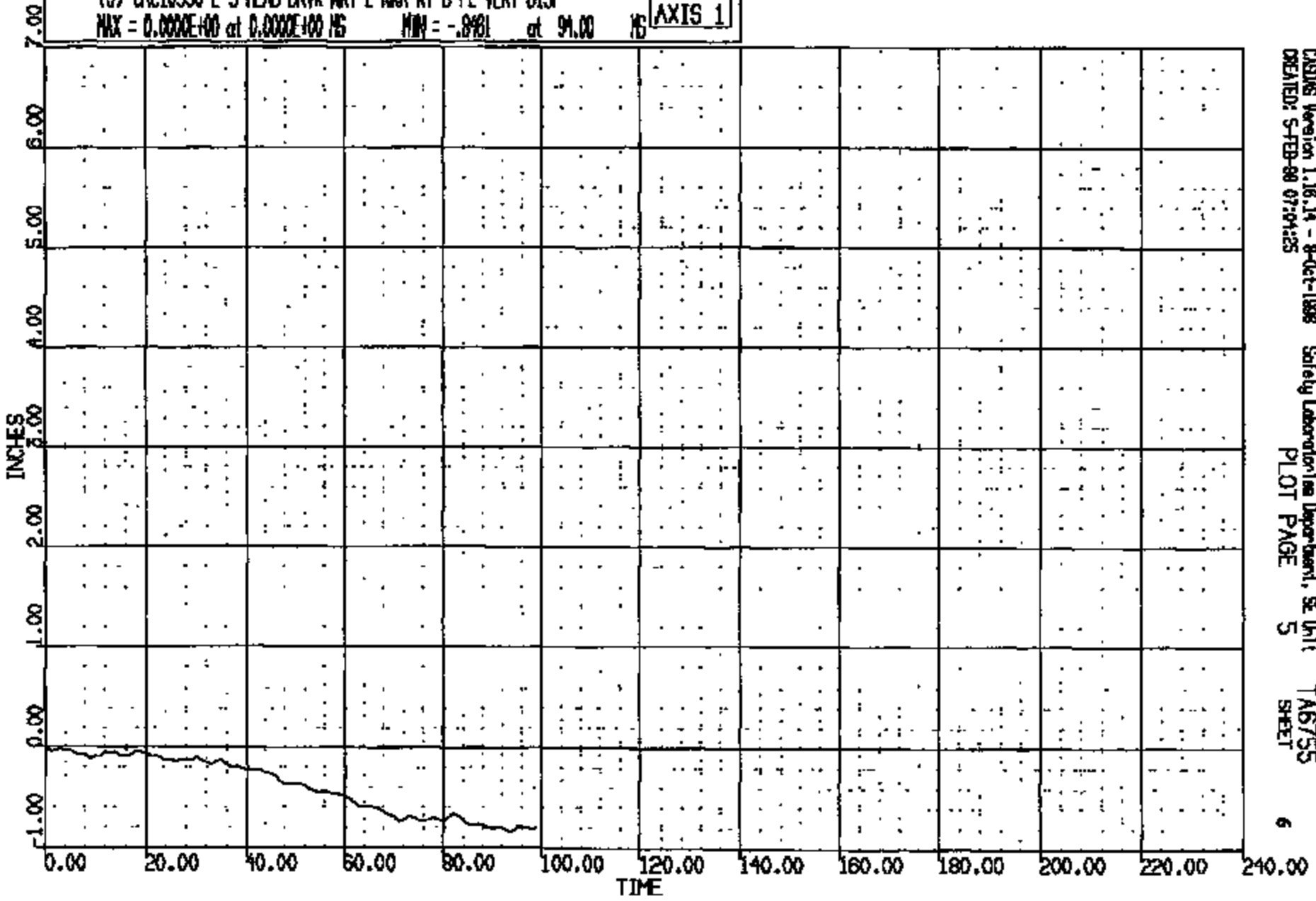


CRTS 0010990

CR R: 10990 TO: TAB755 DATE: 880205 08:38:18
8000 DN-101

(0) CRCL0990 L S HEAD DRVR WRT L RROR AT B PL VERT DISP
MAX = 0.0000E+00 at 0.0000E+00 MS MIN = -.8981 at 91.00 MS

AXIS 1

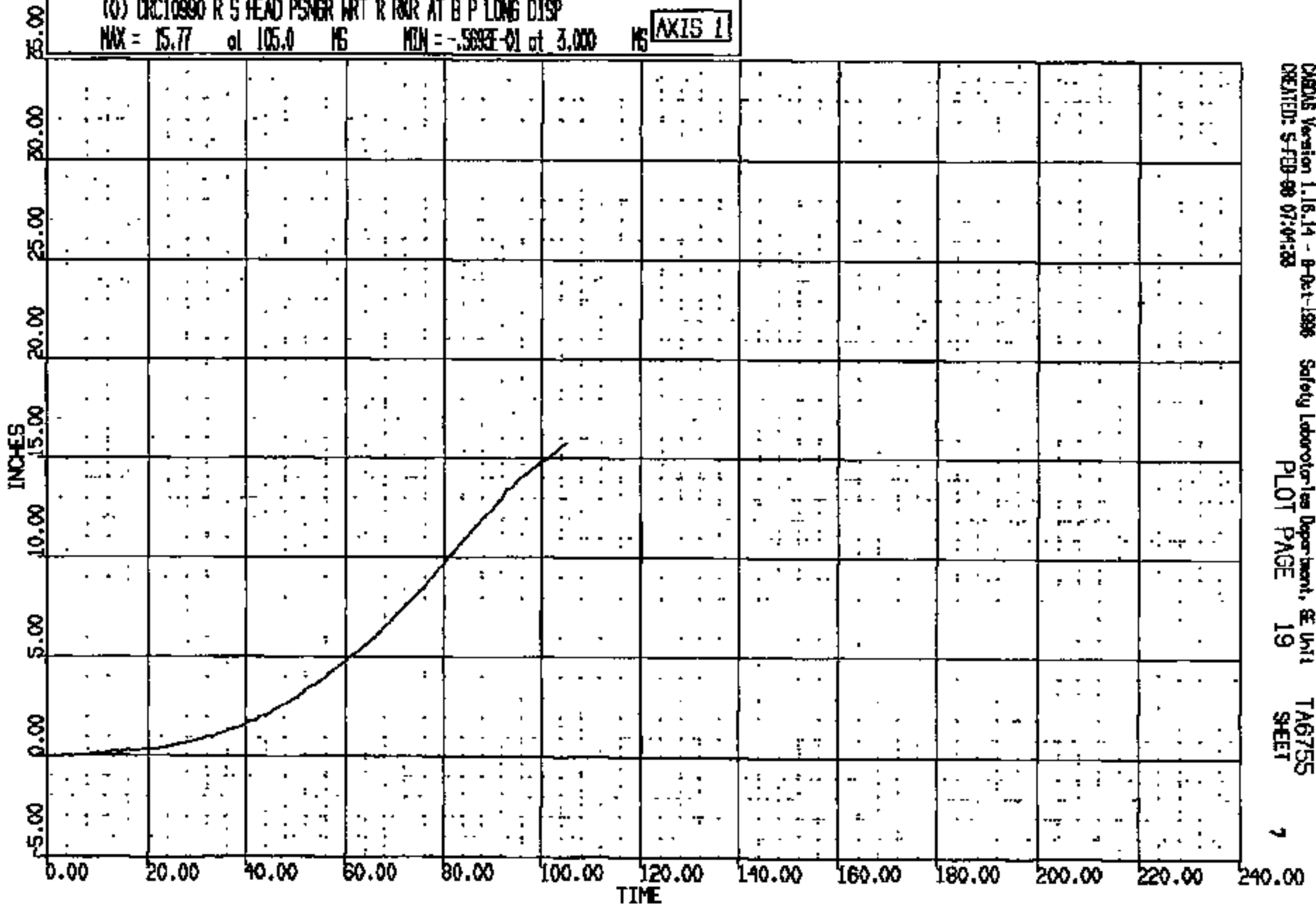


CRTS 0010990

CADDS Version 1.16.14 - 8-Oct-1988 Safety Laboratories Department, SE Unit
CREATED: 5-FEB-88 07:04:25 PLOT PAGE 5 SHEET

DR R: 10990 TO: TA6755 DATE: 980205 08:38:19
2000 DN-101

(0) CRC10990 R 5 HEAD PSNER WRT R RWR AT B P LONG DISP
MAX = 15.77 at 105.0 MS MIN = -.5892E-01 at 3.000 MS **AXIS 1**

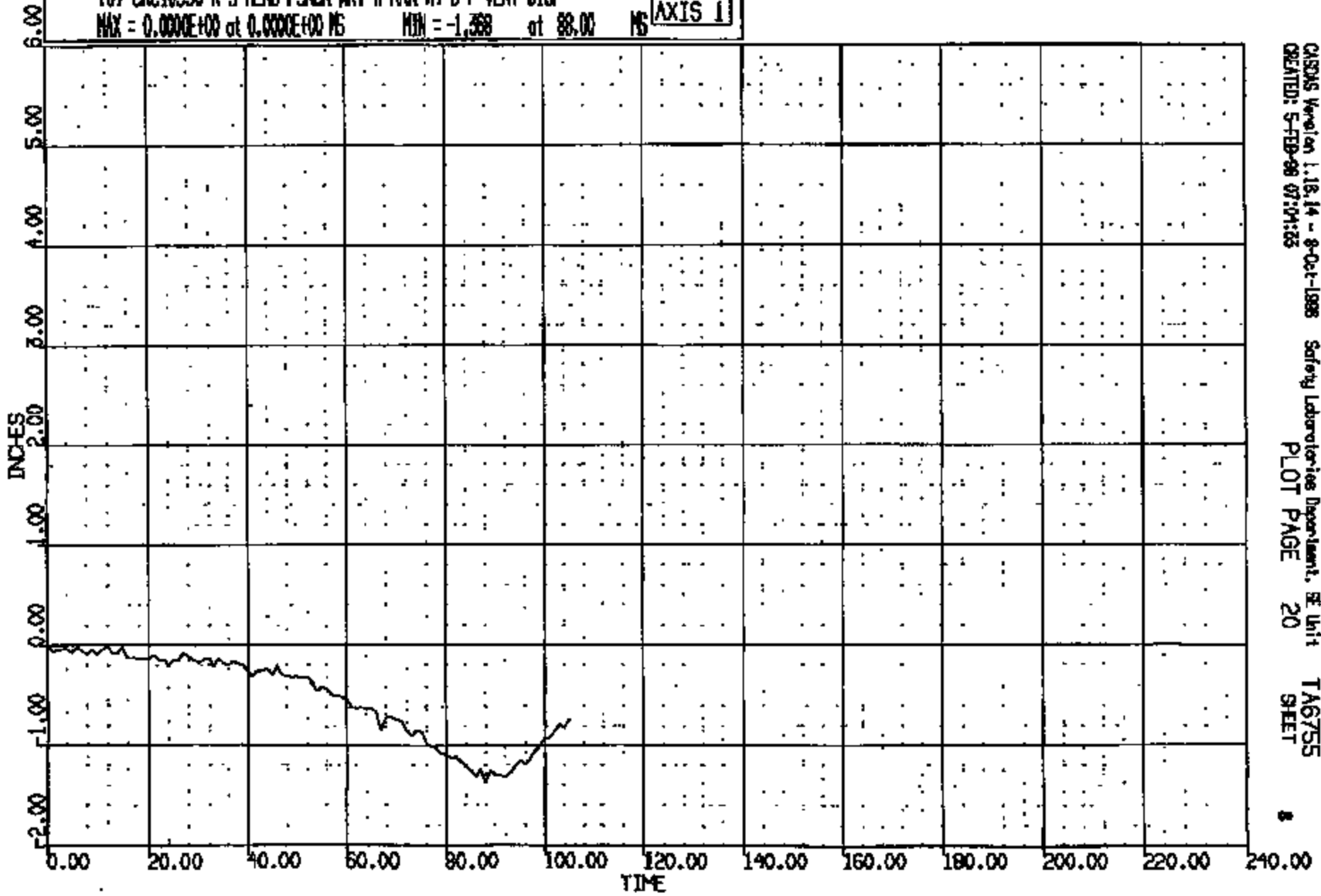


CRONUS Version 1.16.14 - 8-Oct-1998 Safety Laboratories Department, SE Unit
CREATED: 5-FEB-98 07:04:38 PLOT PAGE 19 TA6755
SHEET 7

CRTS 0010990

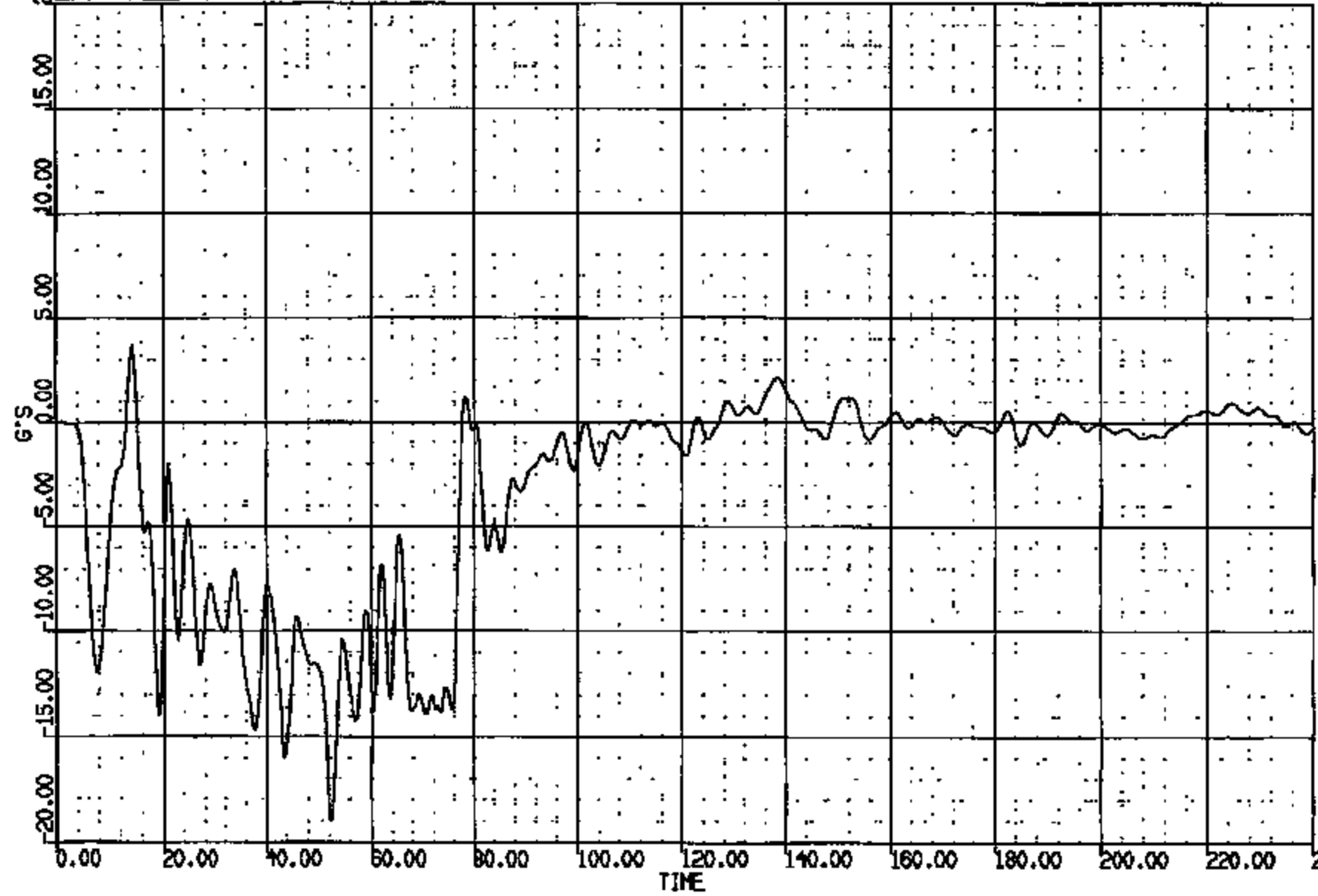
CR R: 10990 TO: TA6755 DATE: 980203 08:58:19
2000 DN-101

(0) CR010990 R S HEAD PSNR WRT R RKR AT B P VERT DISP
MAX = 0.0000E+00 at 0.0000E+00 MS MIN = -1.368 at 88.00 MS **AXIS 1**



CR R: 10990 TO: TAB755 DATE: 960205 09:38:18
2000 DN-101

(4) CR10990T C/FLOOR PAN @ ECS LONG 60C
MAX = 3.682 at 14.32 MS MIN = -18.98 at 52.32 MS **AXIS 1**



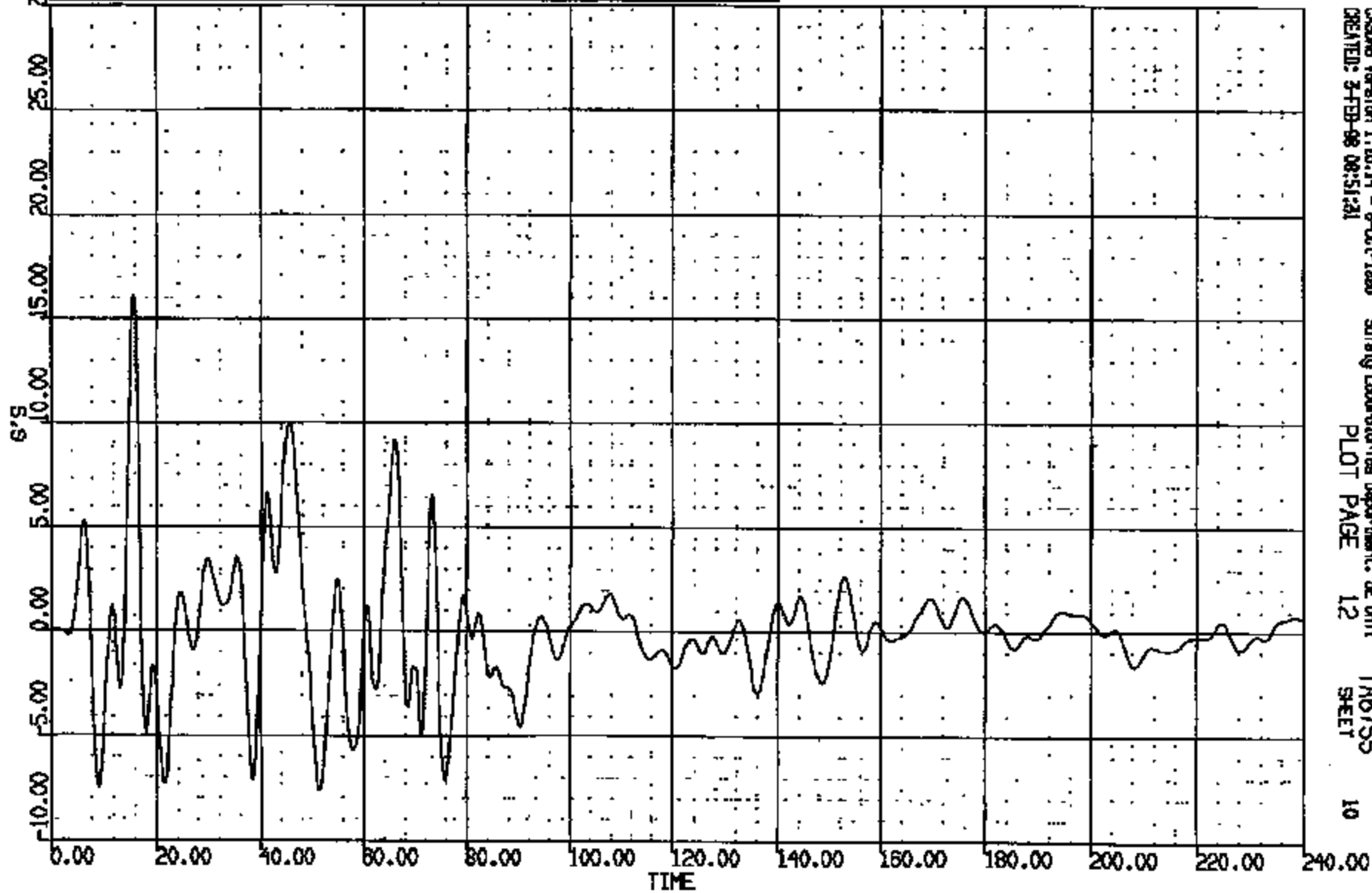
CRIS 0010990

CRIS Version 1.16.14 - 8-Oct-1998 Safety Laboratories Department, SE Unit TAB755
CREATED: 2-FEB-98 09:51:28 PLOT PAGE 11 SHEET 9

CR R: 10990 TO: TA6755 DATE: 860205 08:58:19
2000 DN-101

(5) CR10990T C/FLOOR PAN @ ECS VERT 60C

MAX = 16.09 at 15.84 MS MIN = -7.621 at 51.36 MS AXIS 1



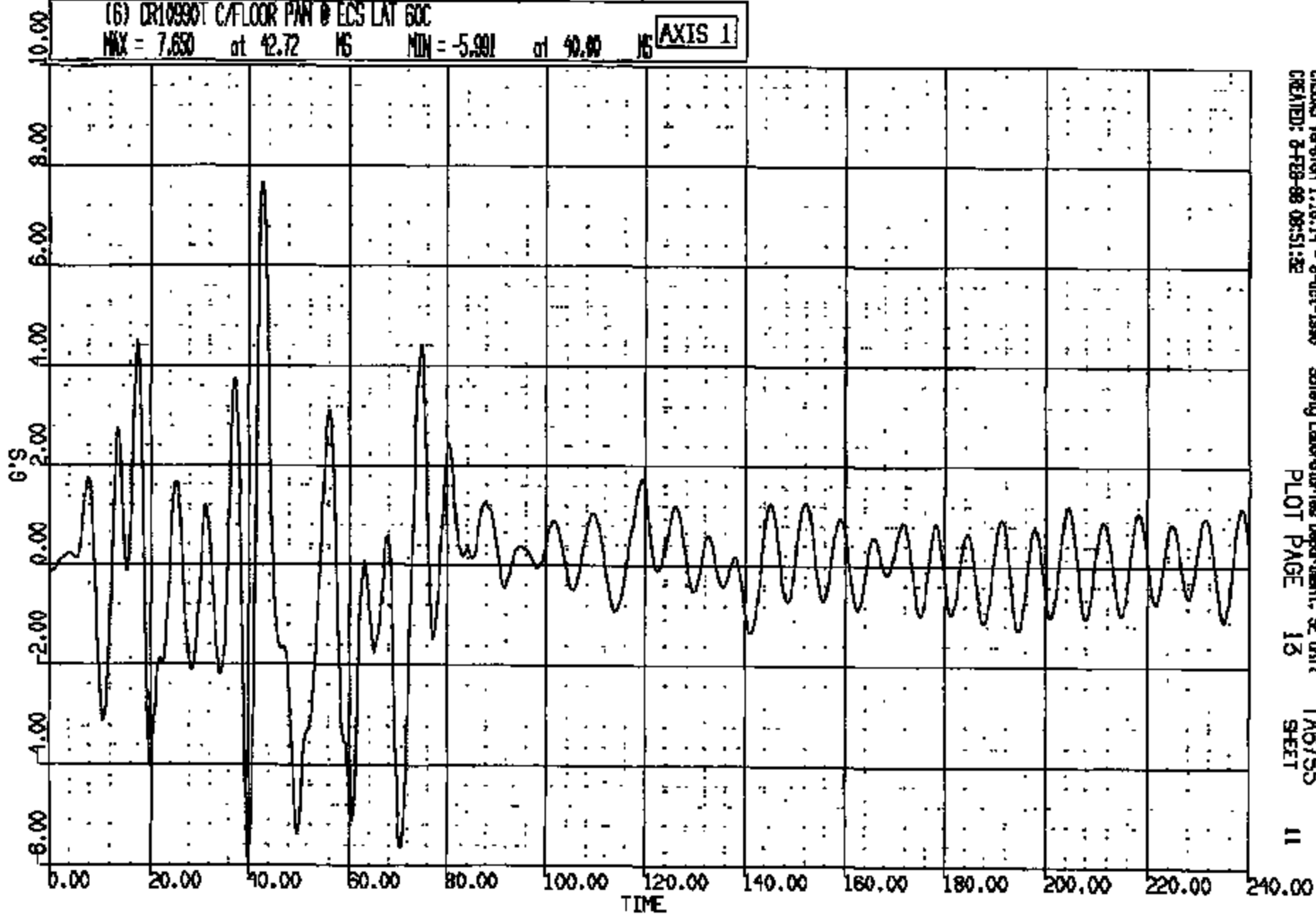
CASINS Version 1.16.14 - 8-Oct-1988 Safety Laboratories Department, BE Unit TA6755
CREATED: 3-FEB-88 08:51:21 PLOT PAGE 12 SHEET 10

CRIS 0010990

CR R: 10990 TO: TA6755 DATE: 980208 08:58:19
2000 DN-101

(6) DR10990T C/FLOOR PAN @ ECS LAT 60C

MAX = 7.650 at 42.72 MS MIN = -5.991 at 40.00 MS **AXIS 1**



CRS Version 1.16.14 - 8-Oct-1998
CREATED: 8-FEB-98 08:51:32

Safety Laboratories Department, SE Unit
PLOT PAGE 15

TA6755
SHEET

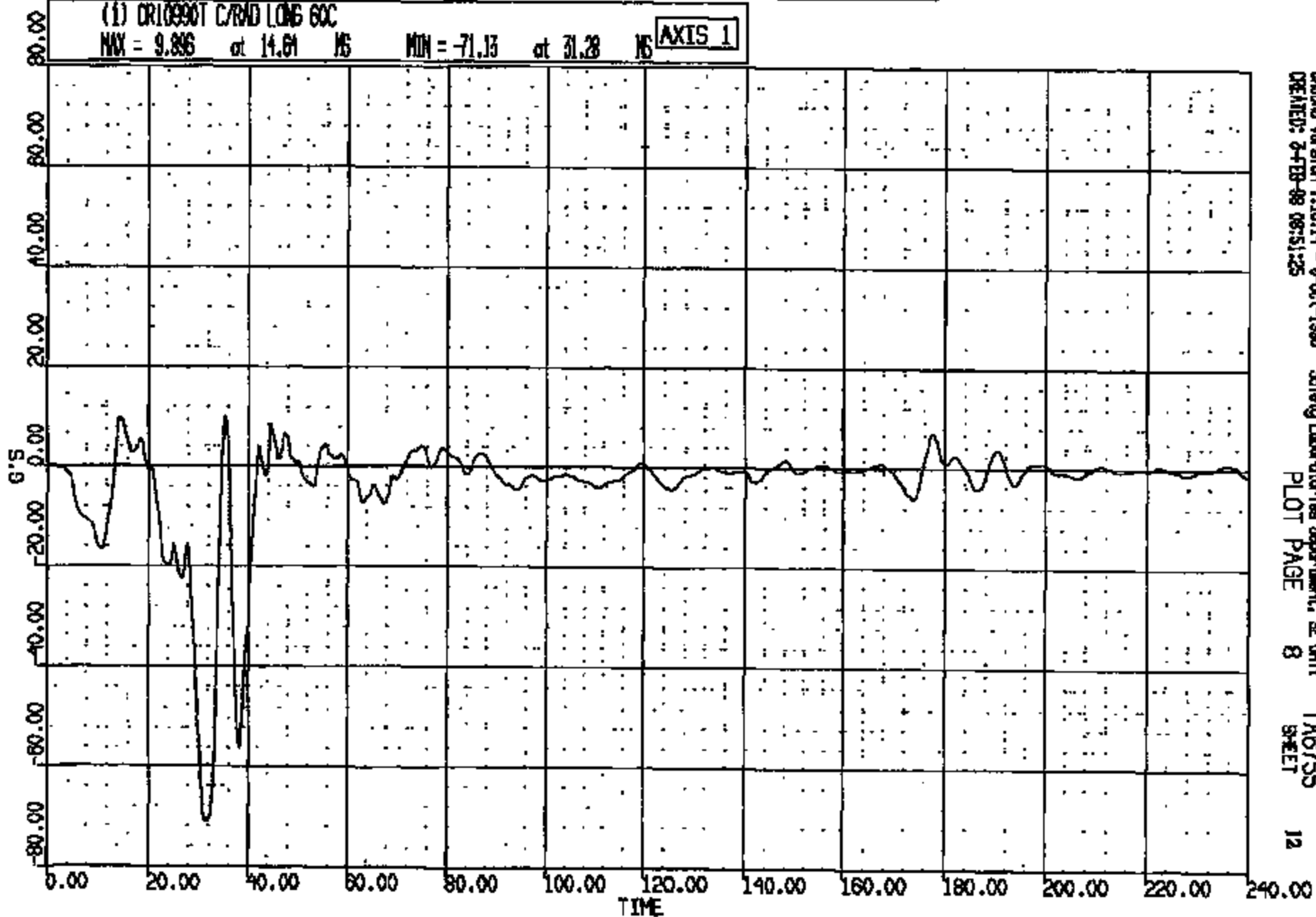
11

CRTS 0010990

CR R: 10990 TO: TA6755 DATE: 890203 08:58:19
2000 DN-101

(1) CR10990T C/RND LONG 60C

MAX = 9.896 at 14.61 MS MIN = -71.13 at 31.28 MS AXIS 1



CASING Version 1.16.14 - 8-04-1995
CREATED: 2-FEB-98 08:51:25

Safety Laboratories Department, SE Unit
PLOT PAGE 8

TA6755
SHEET

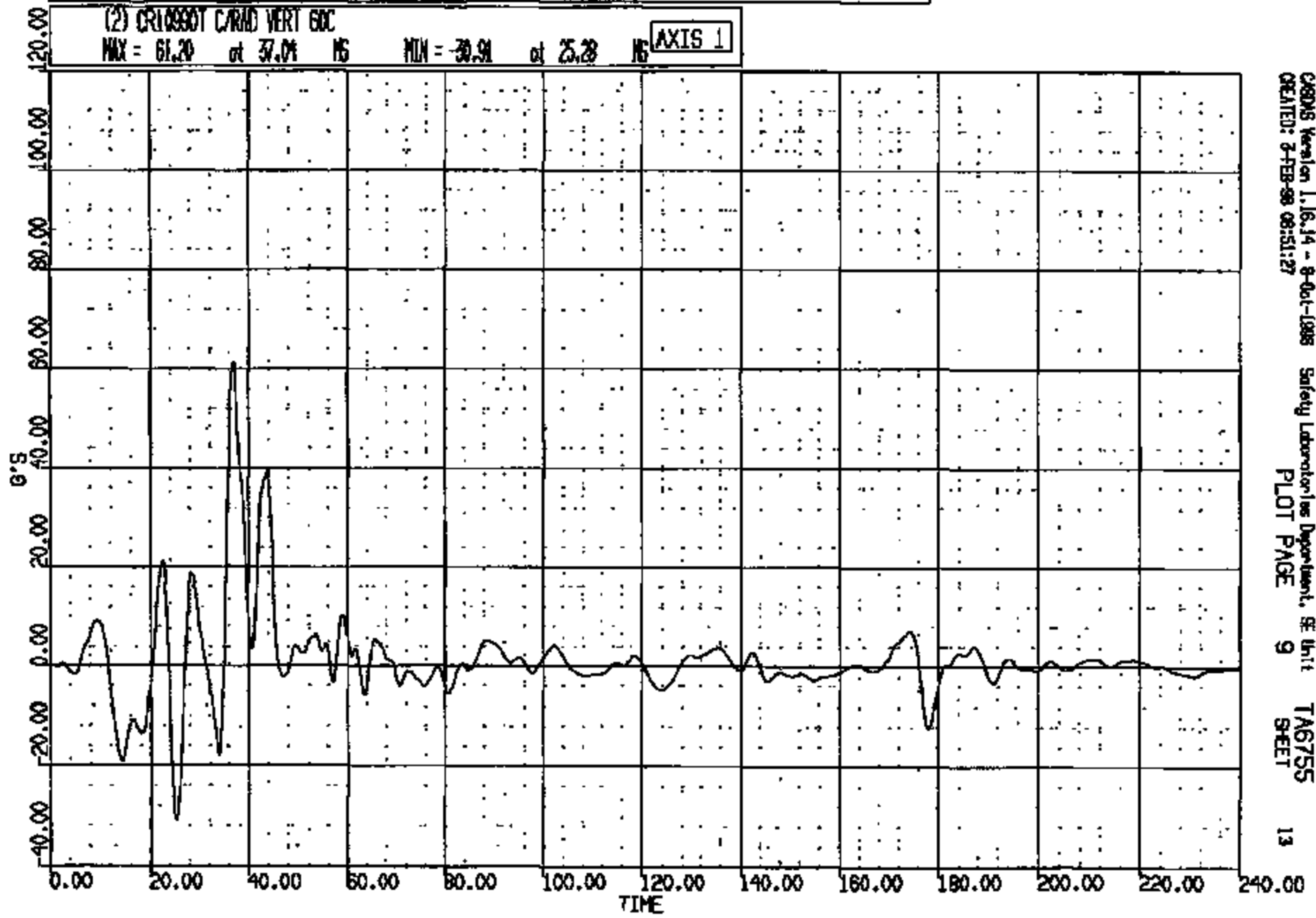
12

CRTS 0010990

CR R: 10990 TD: TA6755 DATE: 080205 08:58:19
2000 DN-101

(2) CR10990T C/RAD VERT GDC
MAX = 61.20 at 37.04 MS MIN = -30.91 at 25.28 MS

AXIS 1



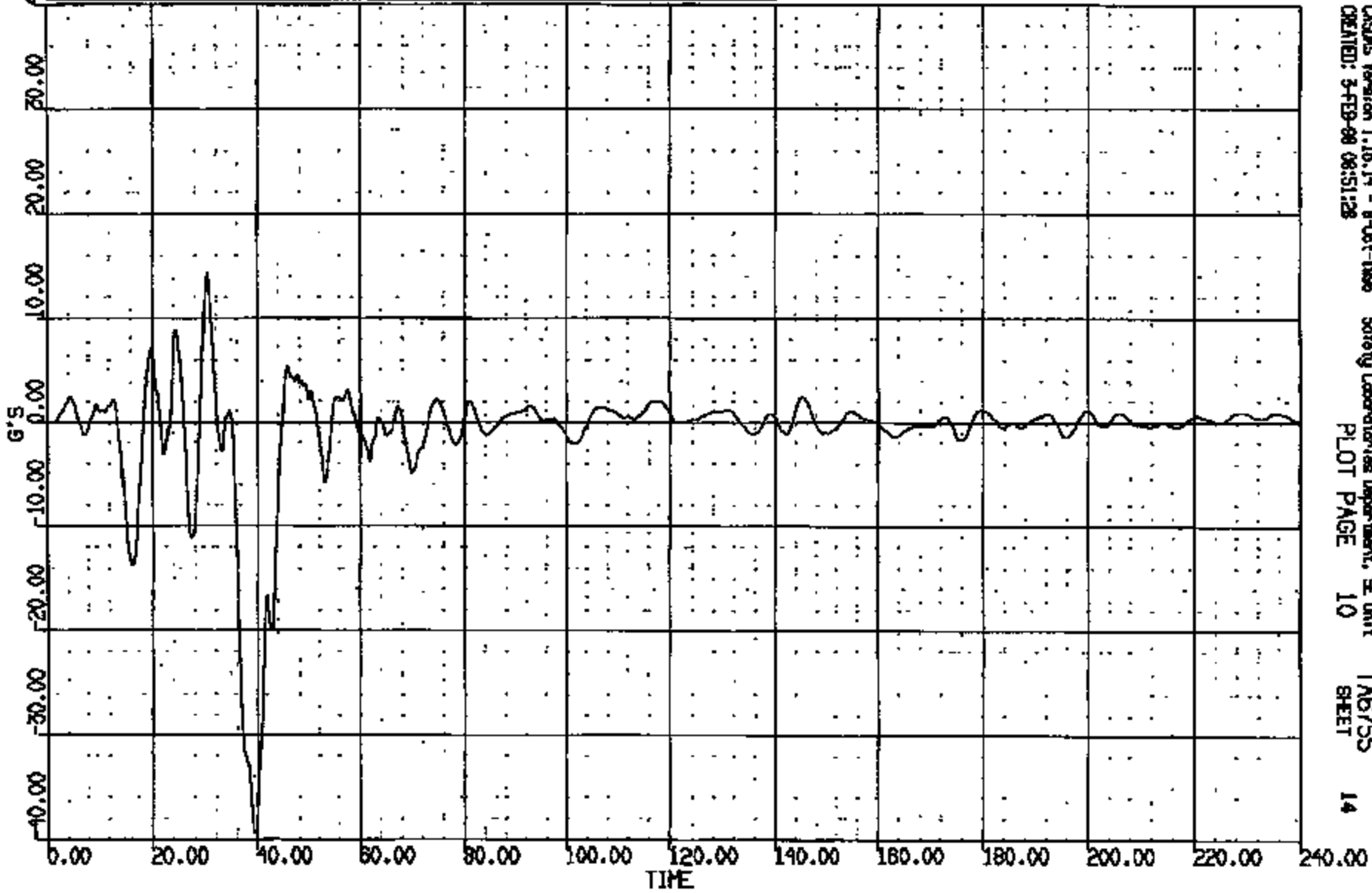
CRS Version 1.16.14 - 8-Oct-1988 Safety Laboratory Department, SE Unit
CREATED: 2-FEB-98 08:51:27 PLOT PAGE 9 TA6755
SHEET 13

CRTS 0010990

CR R: 10990 TO: TA6755 DATE: 980203 08:58:19
2000 DN-101

(3) CR10990T C/RAD LAT 60C
MAX = 14.30 at 30.40 MS MIN = -39.35 at 39.44 MS

AXIS 1



CRIS 0010990

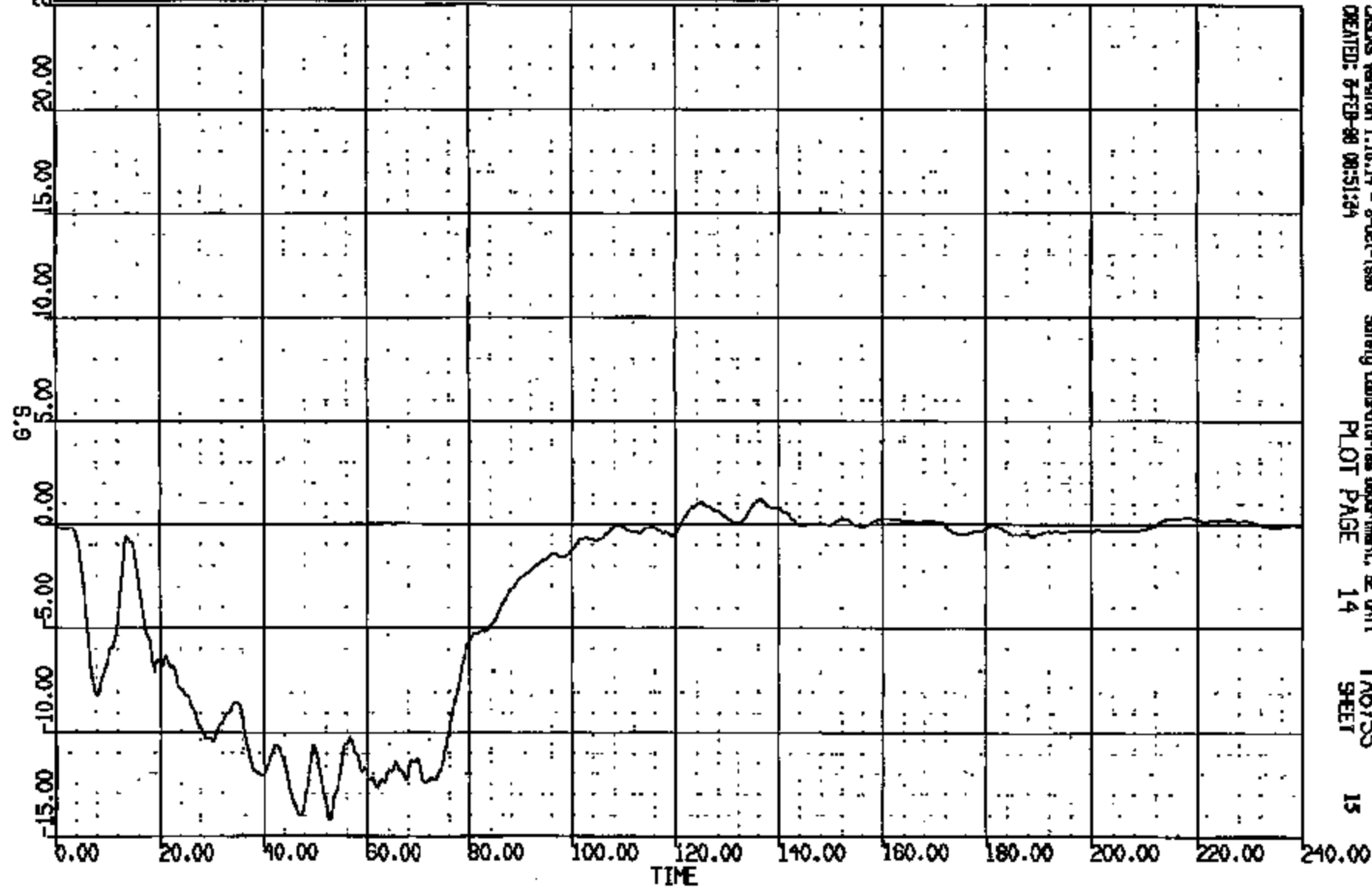
CR R: 10990 TO: T6755 DATE: 990203 08:58:19

2000 DN-101

(7) CR10990T L/ROCKER @ B-PILLAR LONG 60C

MAX = 1.207 at 136.5 MS MIN = -14.29 at 52.00 MS

AXIS 1

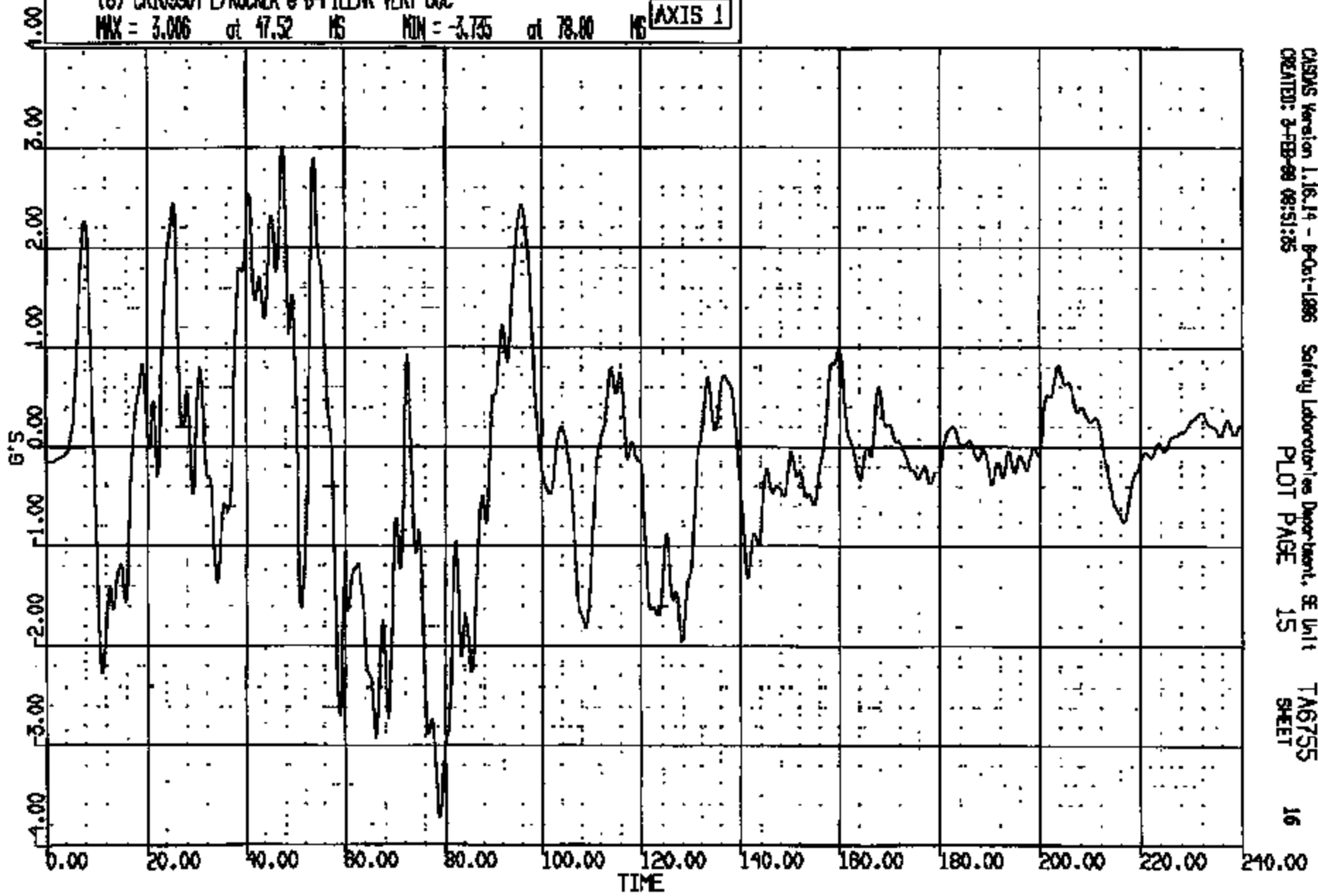


CRS Version 1.16.14 - 8-Oct-1998 Safety Laboratories Department, SE Unit
CREATED: 8-FEB-99 08:51:24 PLOT PAGE 14 SHEET 15

CRIS 0010990

CR R: 10890 TO: TA6755 DATE: 880205 08:58:18
2000 DN-101

(8) CR10990T L/ROCKER @ B-PILLAR VERT 60C
MAX = 3.006 at 47.52 MS MIN = -3.735 at 78.00 MS **AXIS 1**



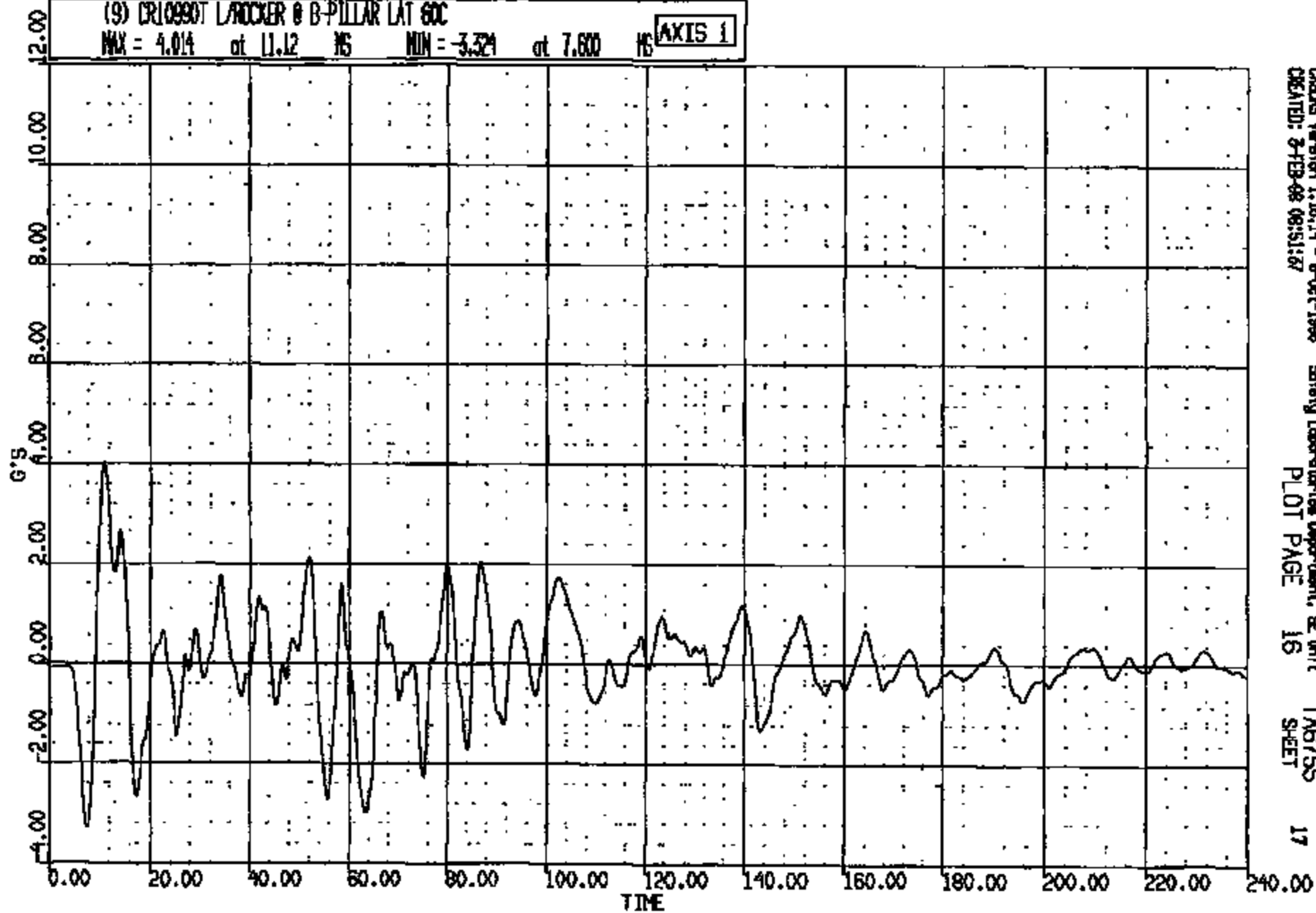
CASIMS Version 1.16.14 - B-Oct-1988 Safety Laboratories Department, SE Unit
CREATED: 2-FEB-88 08:51:35 PLOT PAGE 15 SHEET TA6755 16

CRIS 0010990

CR R: 10880 TO: TA6755 DATE: 980203 08:38:19
2000 DN-101

(9) CR10990T L/ROCKER @ B-PILLAR LAT 60C

MAX = 4.014 at 11.12 MS MIN = -3.324 at 7.600 MS **AXIS 1**



CRDAS Version 1.16.14 - 8-Oct-1998 Safety Laboratories Department, SE Unit
CREATED: 2-FEB-98 08:51:67 PLOT PAGE 16 TA6755 SHEET 17

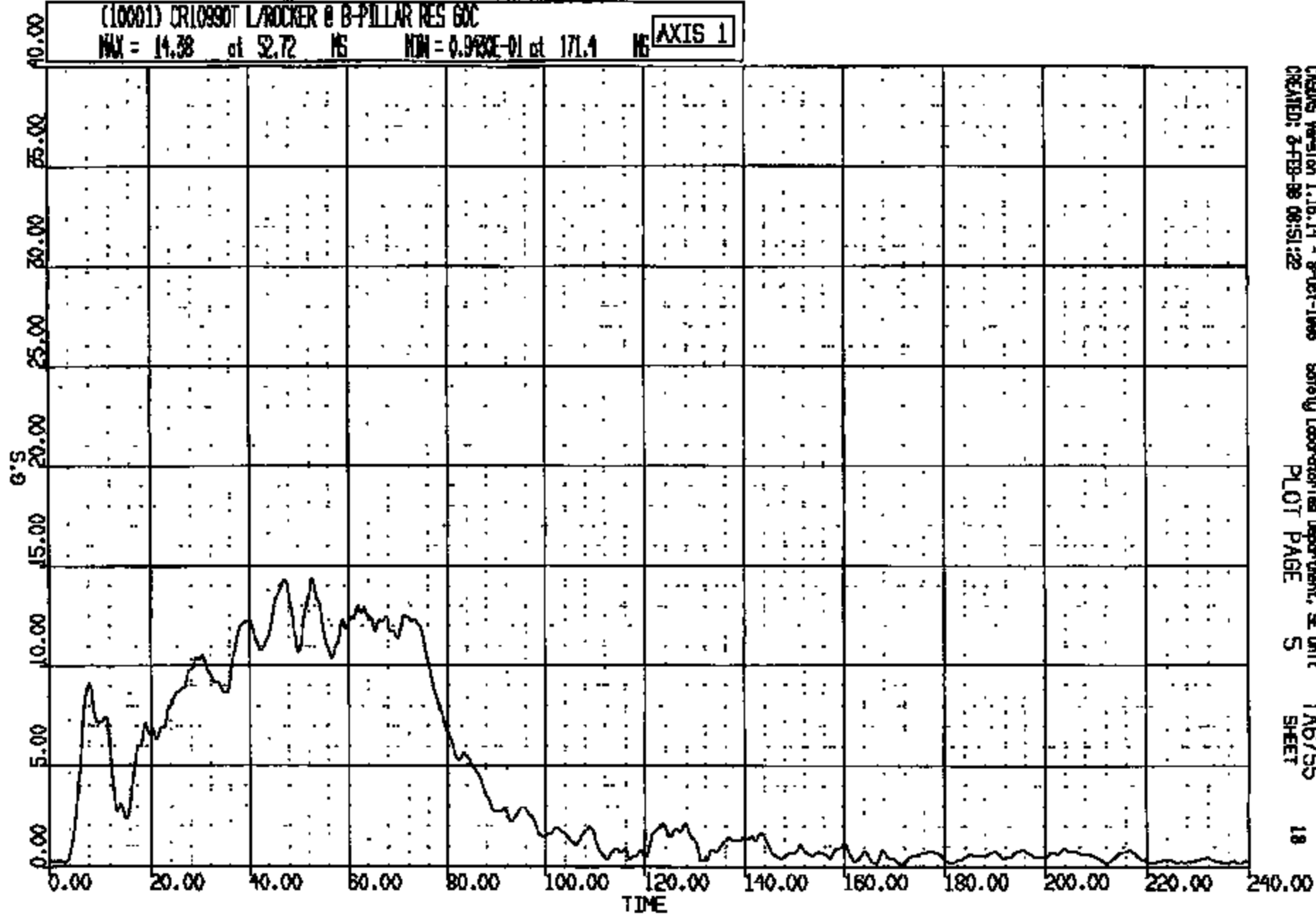
CRIS 0010990

CR R: 10990 TO: TAB755 DATE: 980205 08:38:18
2000 DN-101

(10001) CR10990T L/ROCKER @ B-PILLAR RES 60C

MAX = 14.38 at 52.72 MS MIN = 0.9430E-01 at 171.4 MS

AXIS 1

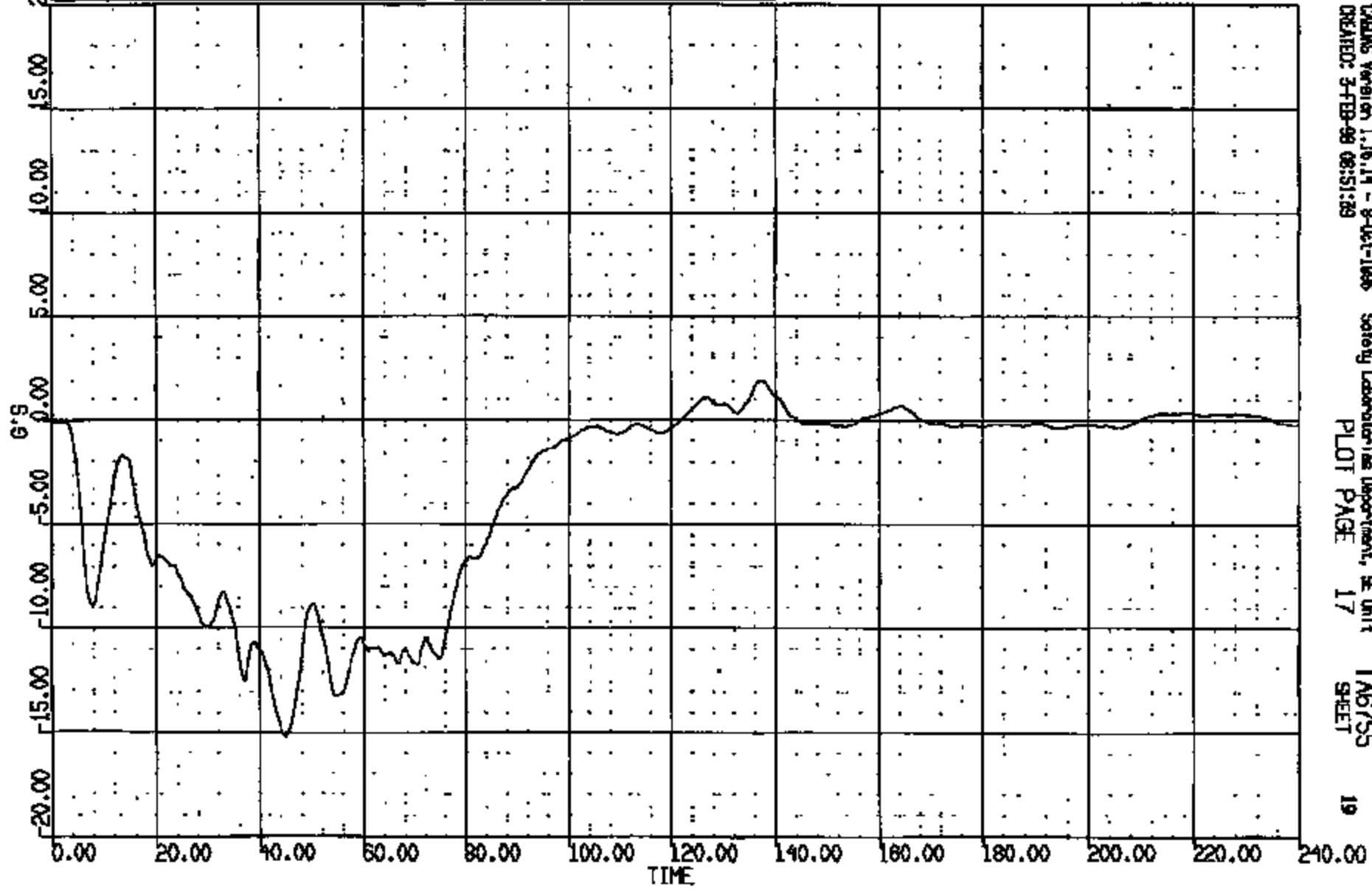


CRAMS Version 1.18.14 - 8-Oct-1998 Safety Laboratories Department, SE Unit
CREATED: 3-FEB-98 08:51:22 PLOT PAGE 5 TAB755 SHEET 18

CRTS 0010990

DR R: 10990 TO: TAB755 DATE: 980205 08:58:19
2000 DN-101

(10) CR109907 R/ROCKER @ B-PILLAR LONG 60C
MAX = 1.892 at 137.0 MS MIN = -15.19 at 44.88 MS **AXIS 1**

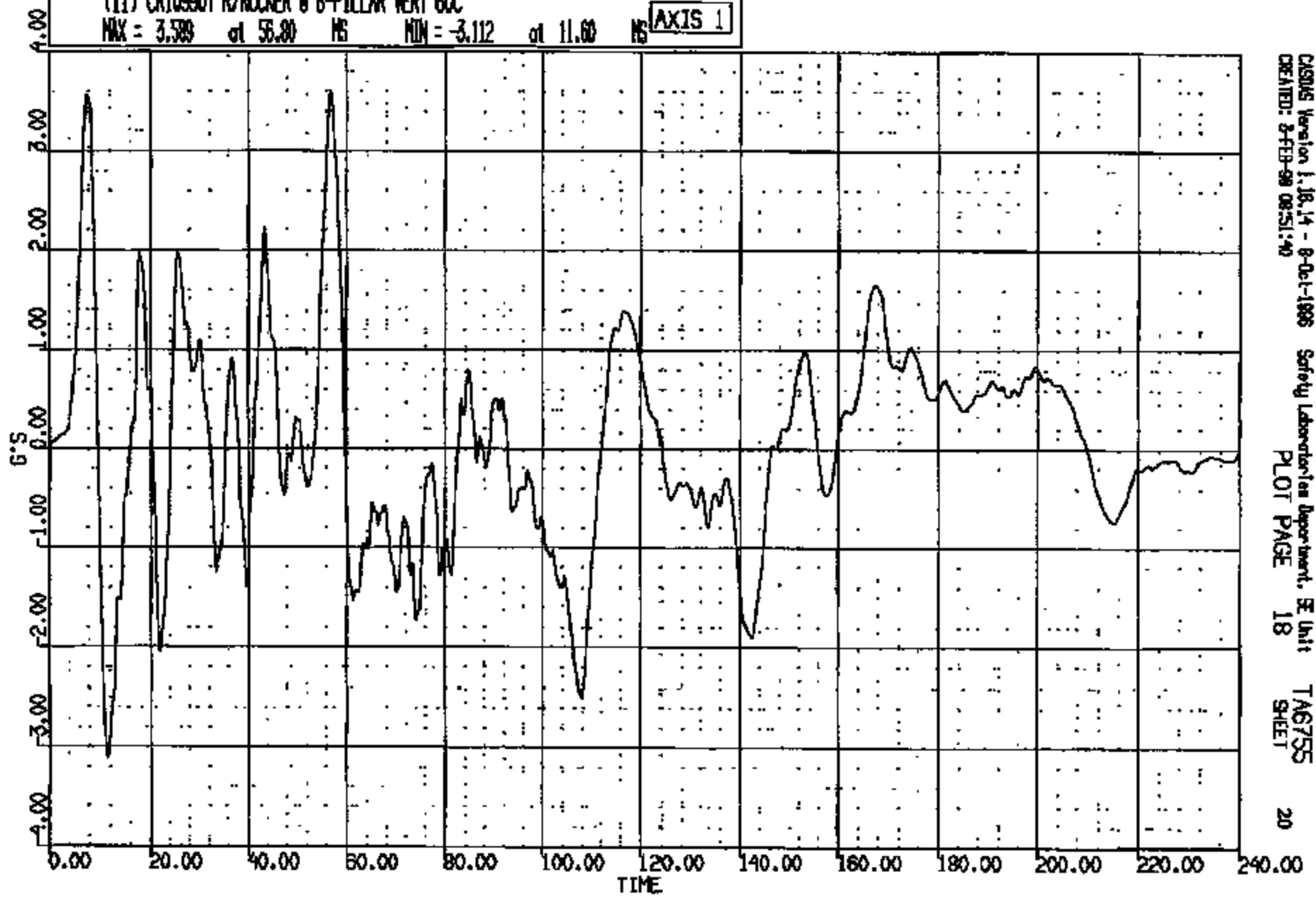


CRASH Version 1.16.14 - 8-04-1998 Safety Laboratories Department, SE Unit
CREATED: 3-FEB-98 08:51:29 PLOT PAGE 17 **TAB755**
SHEET 19

CRTS 0010990

CR R: 10890 TO: TA6755 DATE: 880203 08:38:18
2000 DN-101

(11) CR10990T R/ROCKER @ B-PILLAR VERT 60C
MAX = 3.589 at 56.80 MS MIN = -3.112 at 11.60 MS **AXIS 1**

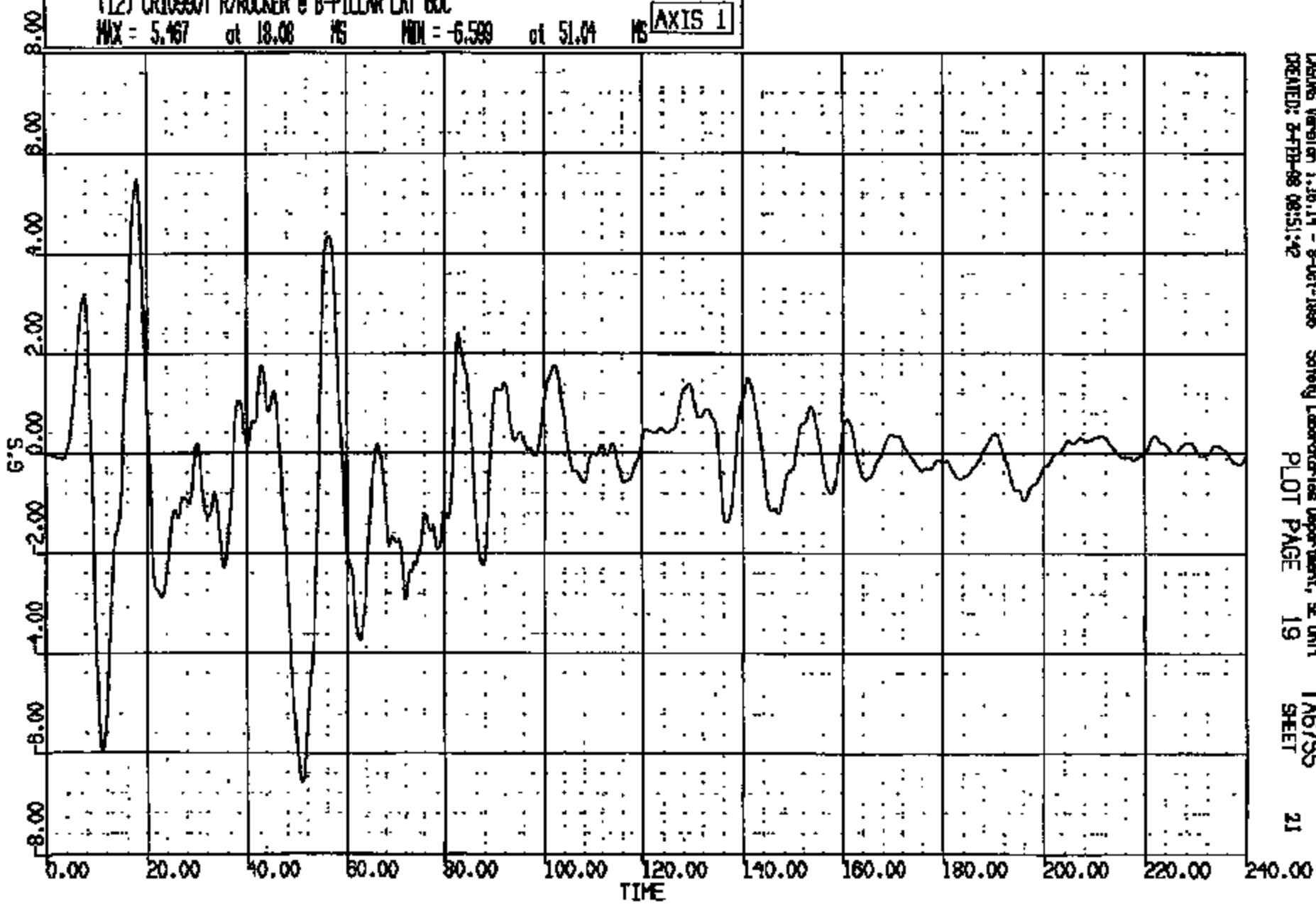


CRTS 0010990

CASINS Version 1.18.14 - 8-Oct-1988 Safety Laboratory Department, E Unit
CREATED: 8-FEB-98 08:51:40
PLOT PAGE 18 SHEET 20

CR R: 10990 TO: TA6755 DATE: 880208 08:58:19
2000 DN-101

(12) CR10990T R/ROCKER @ B-PILLAR LAT 60C
MAX = 5.467 at 18.08 MS MIN = -6.589 at 51.04 MS **AXIS 1**



CR10990T

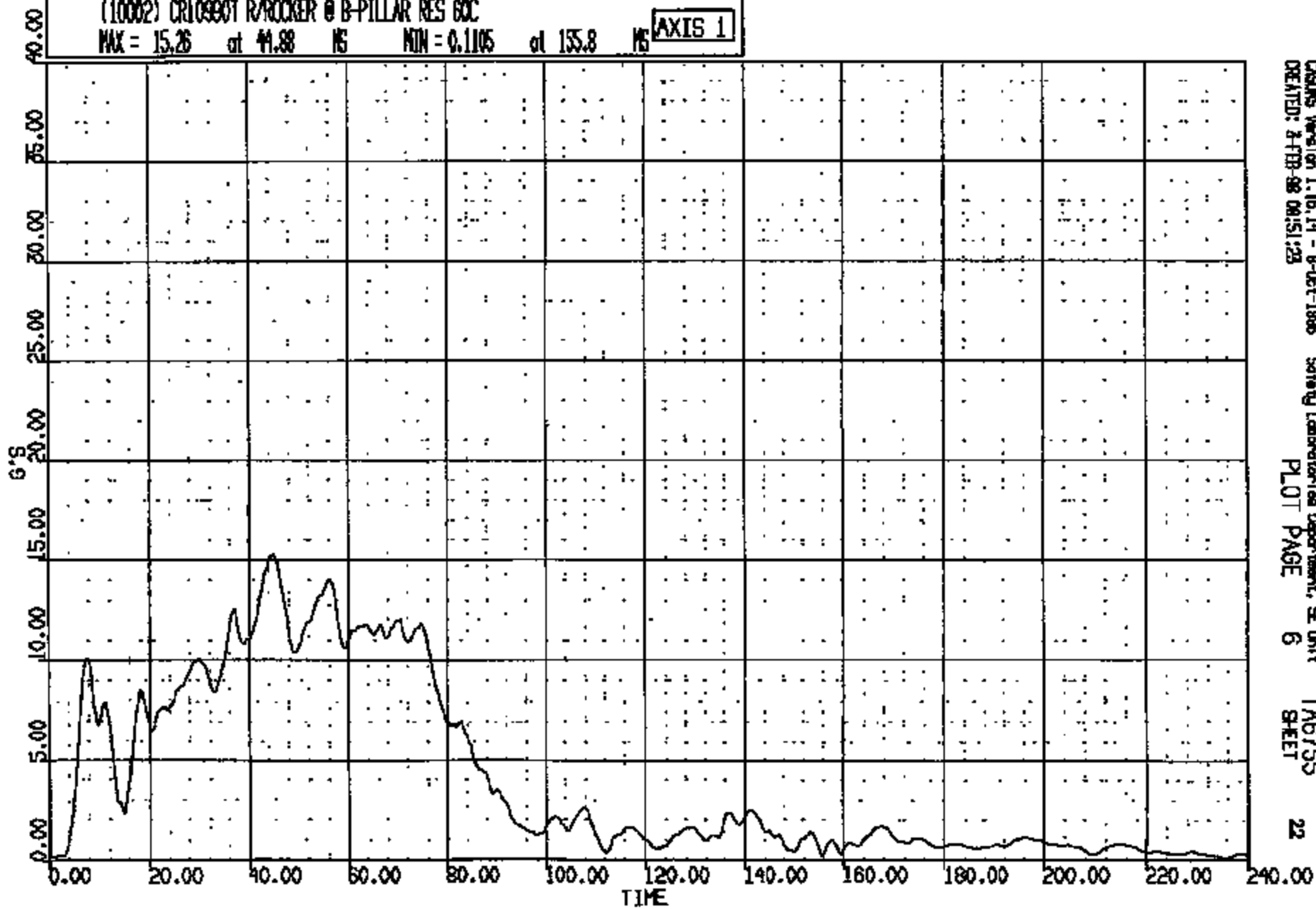
DASING Version 1.18.14 - 9-01-1988 Safety Laboratories Department, SE Unit 1
CREATED: 2-FEB-88 08:51:42 PLOT PAGE 19 SHEET 21

CR R: 10990 TO: TAB755 DATE: 980203 08:38:19
2000 DN-101

(10002) CR109007 R/ROCKER @ B-PILLAR RES 60C

MAX = 15.26 at 44.88 MS MIN = 0.1105 at 133.8 MS

AXIS 1



CASIMS Version 1.16.14 - 8-Oct-1988
CREATED: 2-FEB-98 09:51:23

Safety Laboratories Department, SE Unit
PLOT PAGE 6

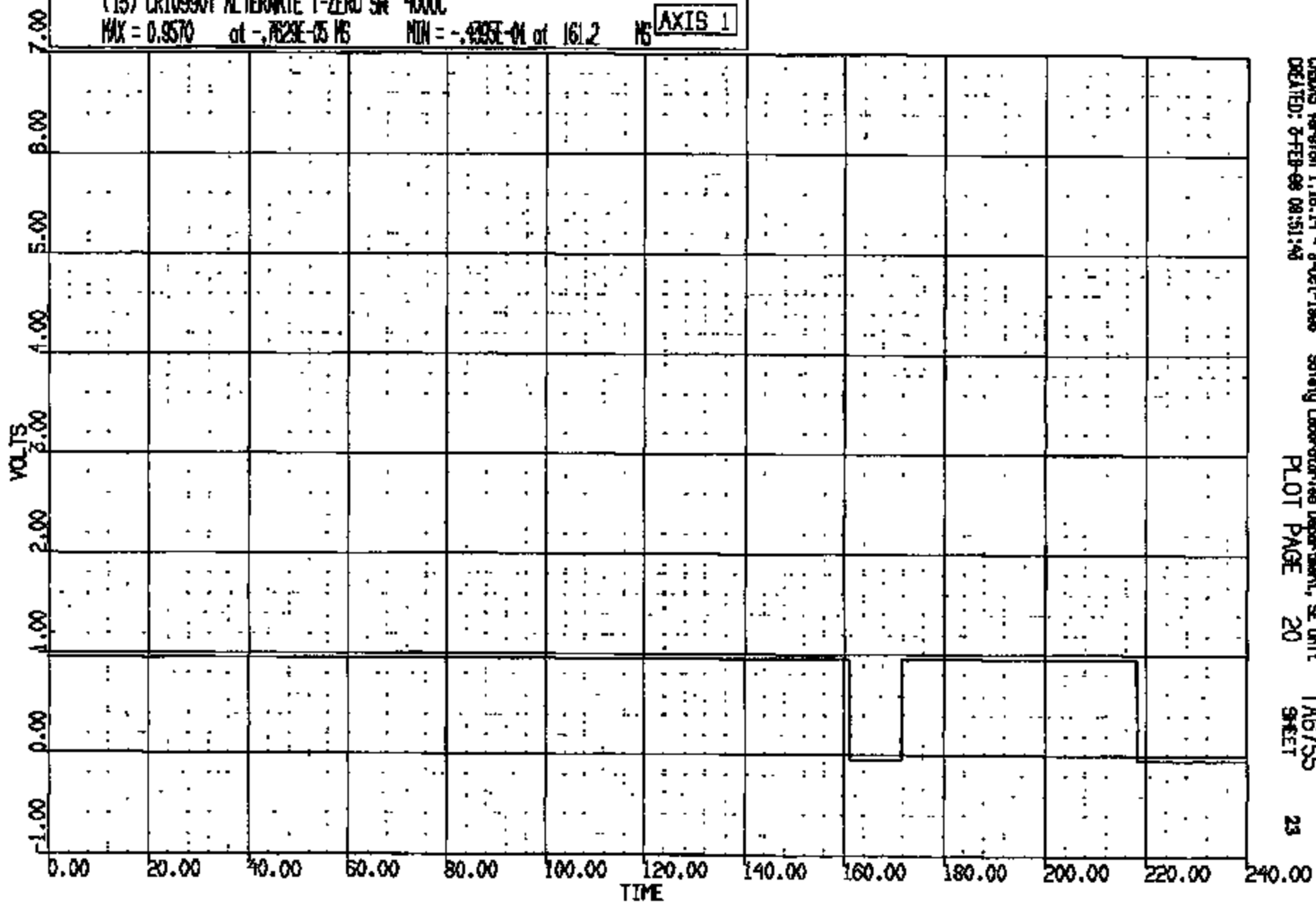
TAB755
SHEET

22

CRIS 0010990

CR R: 10000 TO: TA6755 DATE: 980203 08:58:19
2000 DN-101

(13) CR10990T ALTERNATE T-ZERO SW 4000C
MAX = 0.9570 at -.7623E-05 MS MIN = -.935E-04 at 161.2 MS **AXIS 1**



CARDAS Version 1.16.14 - 8-Oct-1998
CREATED: 2-FEB-98 08:51:43

Safety Laboratories Department, SE Unit
PLOT PAGE 20

TA6755
SHEET

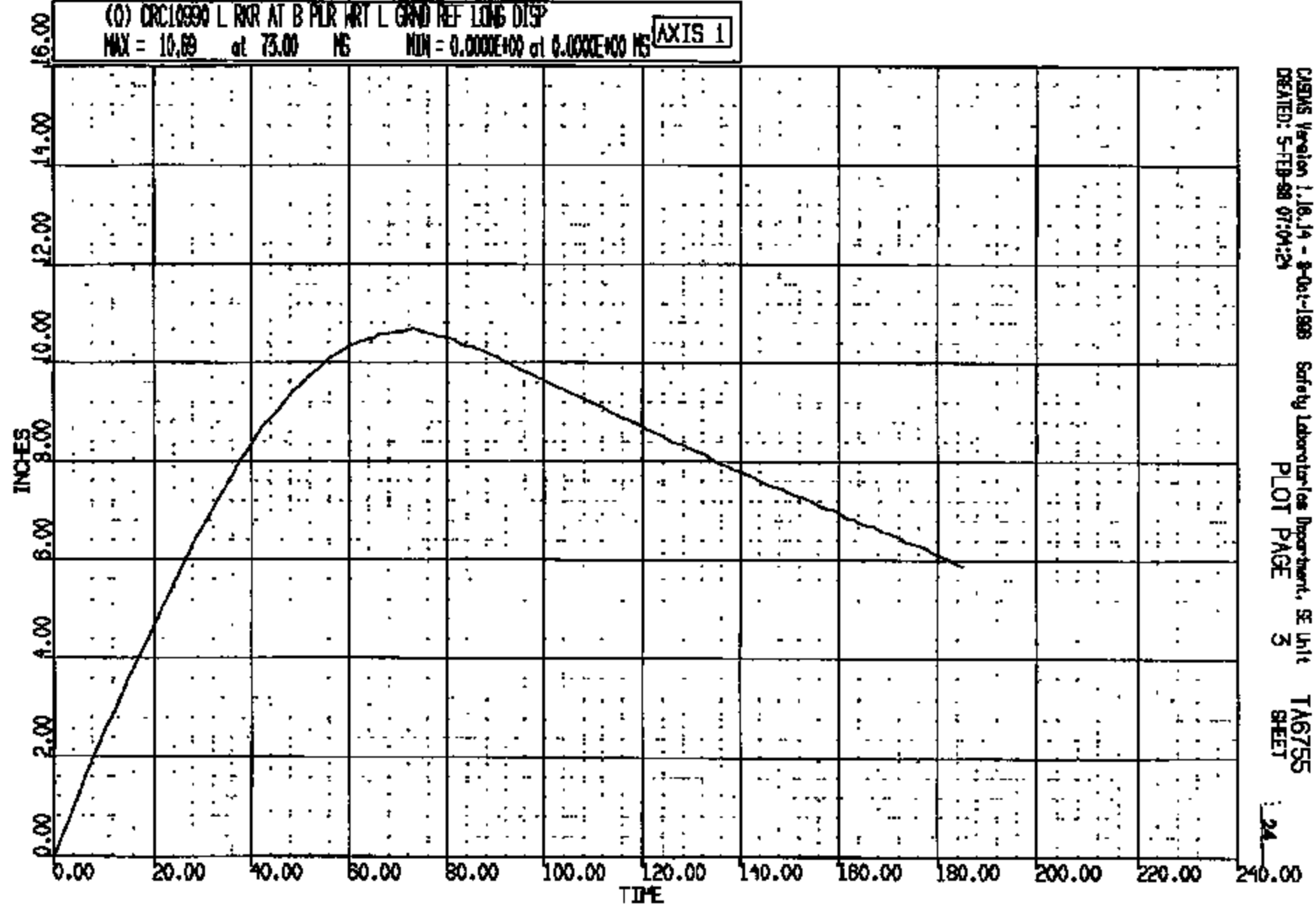
23

CRTS 0010990

CR R: 10990 TO: TAG755 DATE: 980205 09:58:19
2000 DN-101

(0) CRC10990 L ROR AT B PLR WRT L GRND REF LONG DISP
MAX = 10.89 at 73.00 MS MIN = 0.0000E+00 at 0.0000E+00 MS

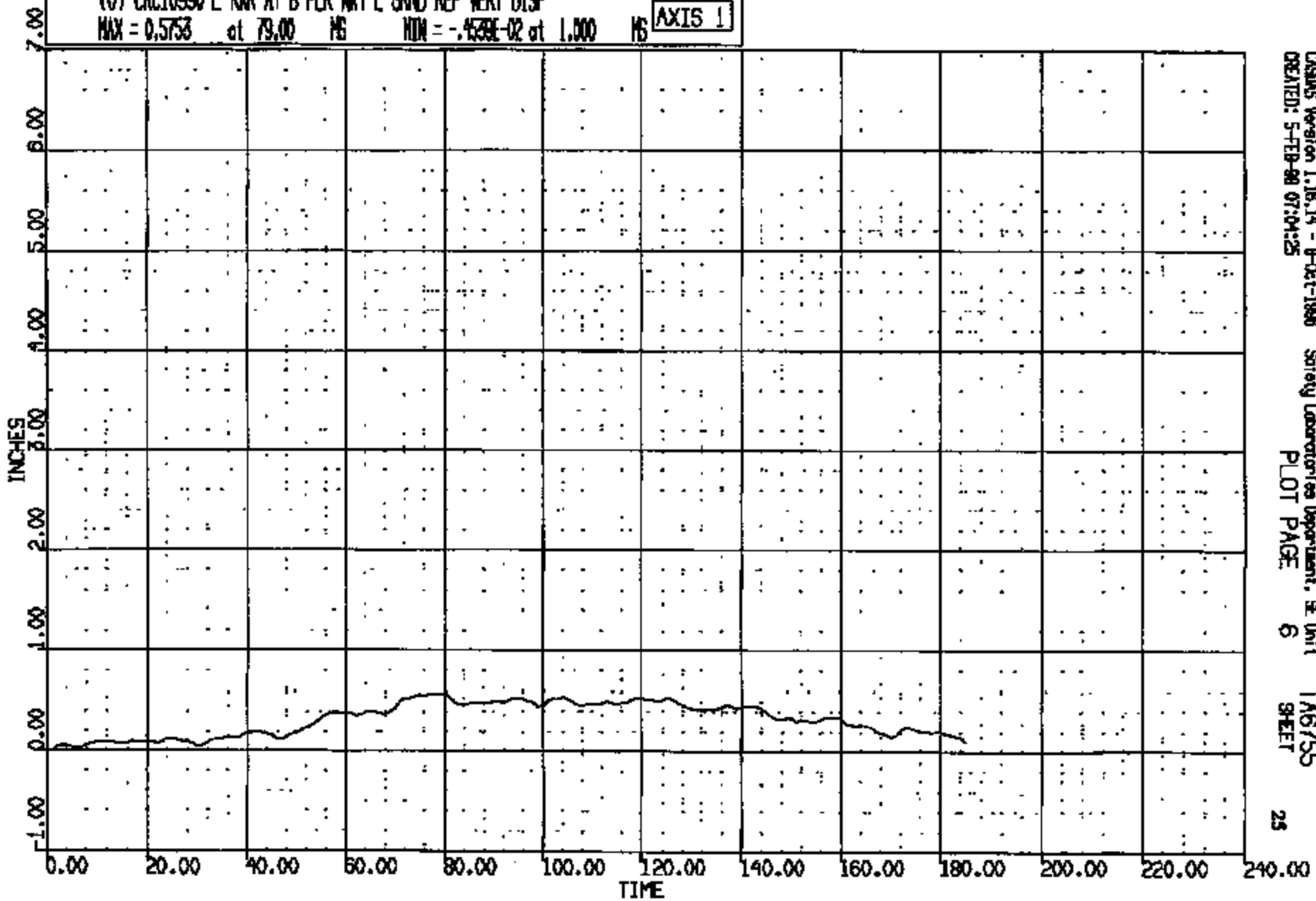
AXIS 1



CASIMS Version 1.16.14 - 8-04-1-1988 Safety Laboratories Department, SE Unit TAG755
CREATED: 5-FEB-98 07:04:29 PLOT PAGE 3 SHEET

CR R: 10990 TO: TA6755 DATE: 980203 08:58:19
2000 DN-101

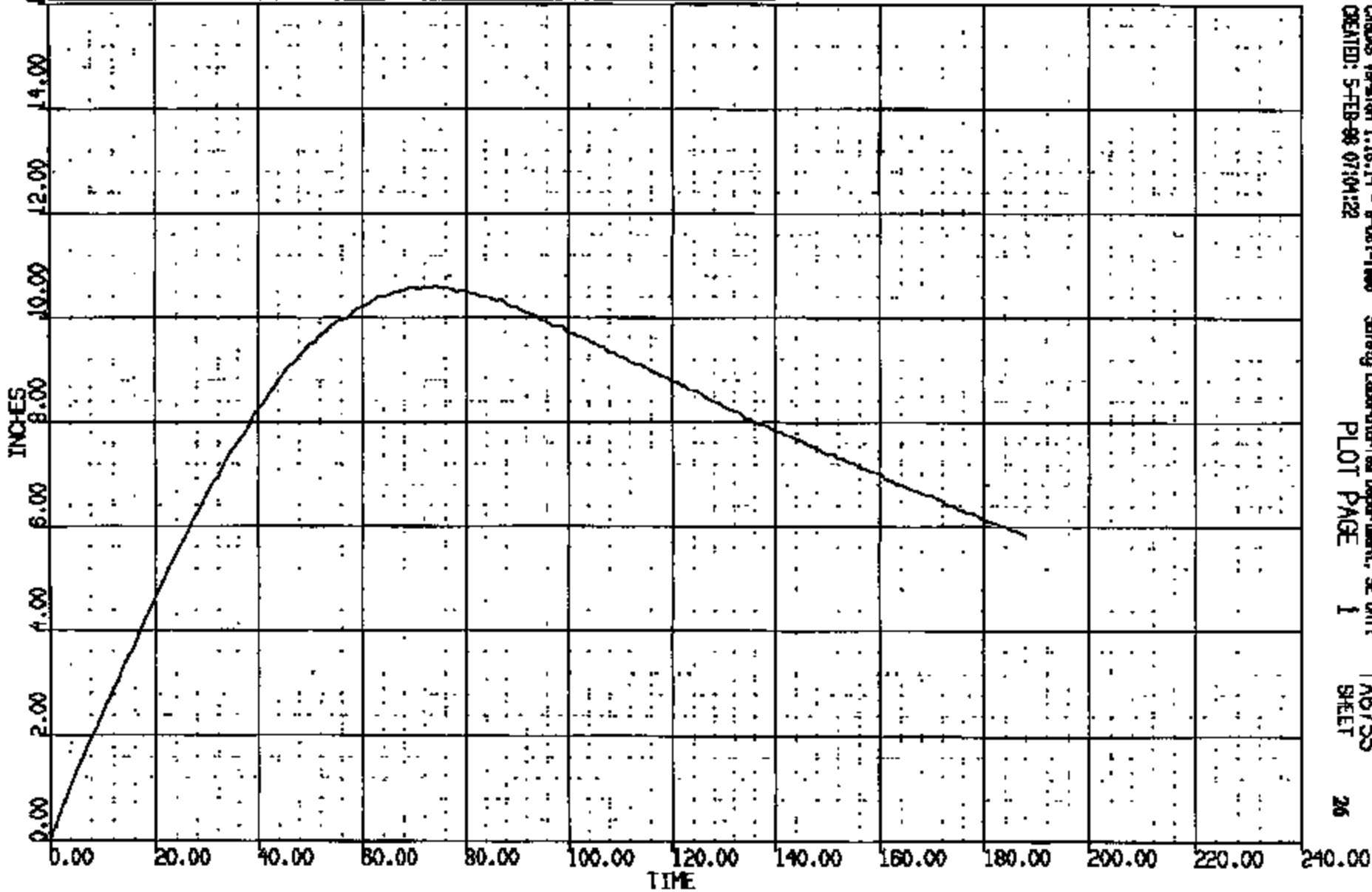
(0) CRIC10990 L ROR AT B PLR WRT L GRND REF VERT DISP
MAX = 0.5753 at 79.00 MS MIN = -.4539E-02 at 1.000 MS AXIS 1



CRIS 0010990

CR R: 10990 TO: T8755 DATE: 880203 08:58:18
2000 DN-101

(D) CRCL0990 R RNR AT B PLR WRT R GRND REF LONG DISP
MAX = 10.59 at 74.00 MS MIN = 0.0000E+00 at 0.0000E+00 MS **AXIS 1**



CRIS 0010990

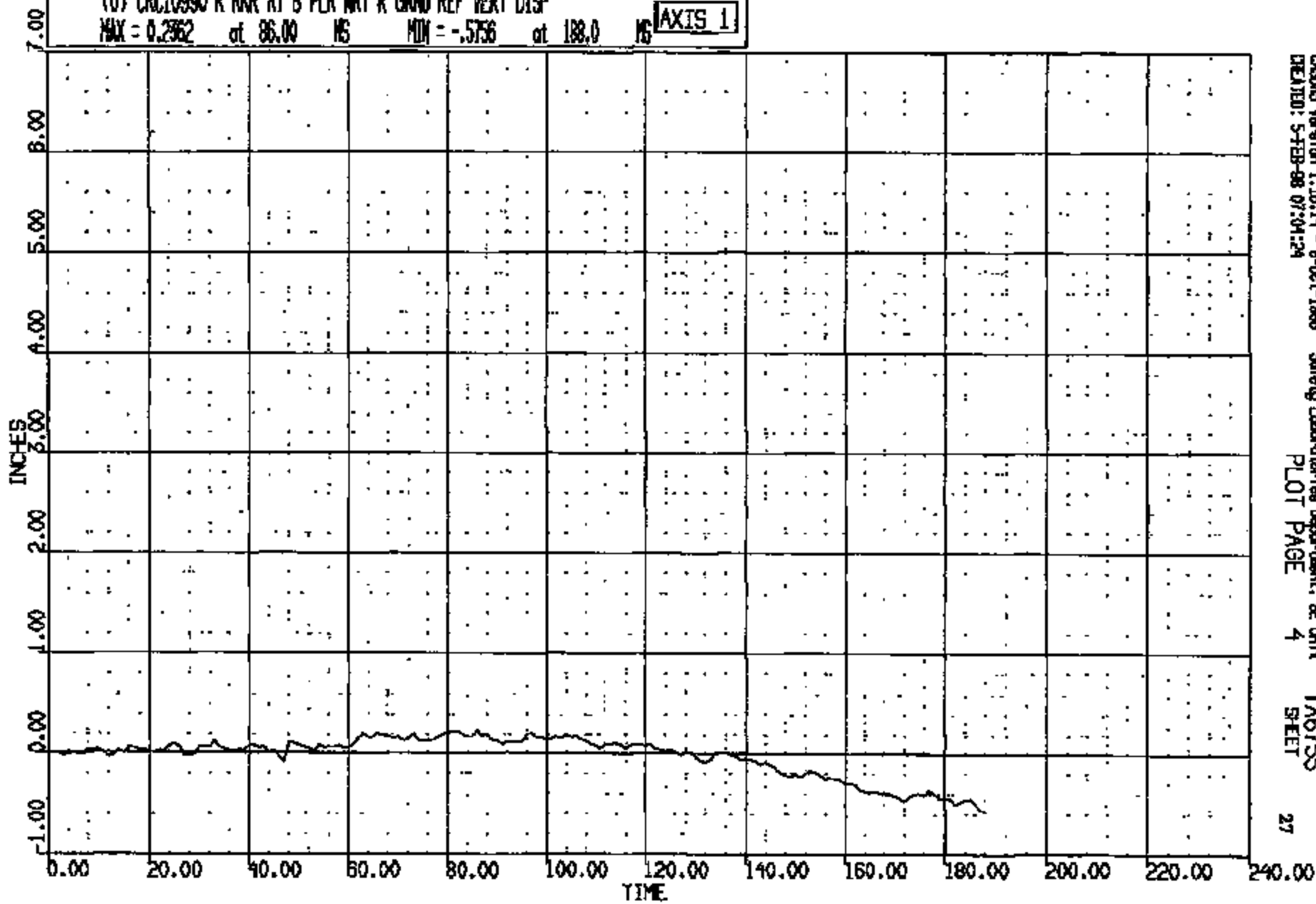
CASDAS Version 1.18.14 - 8-Oct-1988 Safety Laboratories Department, SE Unit
CREATED: 5-FEB-88 07:04:22 T86755
PLOT PAGE 1 SHEET 26

CR R: 10990 TO: TA6755 DATE: 980205 08:58:19
2000 DN-101

(0) CR010990 R RWR AT B PLR WRT R GRND REF VERT DISP

MAX = 0.2362 at 86.00 MS MIN = -.5756 at 188.0 MS

AXIS 1




CRIS 0010990

CASDS Version 1.16.14 - 8-Oct-1986
CREATED: 5-FEB-98 07:04:24

Safety Laboratories Department, BE Unit
PLOT PAGE 4


TA6755
SHEET

27



Name: 10990001.JPG

CRTS 0010990




6755

Name :


10990002.JPG

CRIS 0010990



Name :


10990003.JPG



Name :

10990004.JPG

CRIS 0010990



Name:

10990003.JPG


CRTS 0010990



Name:

10990006.JPG

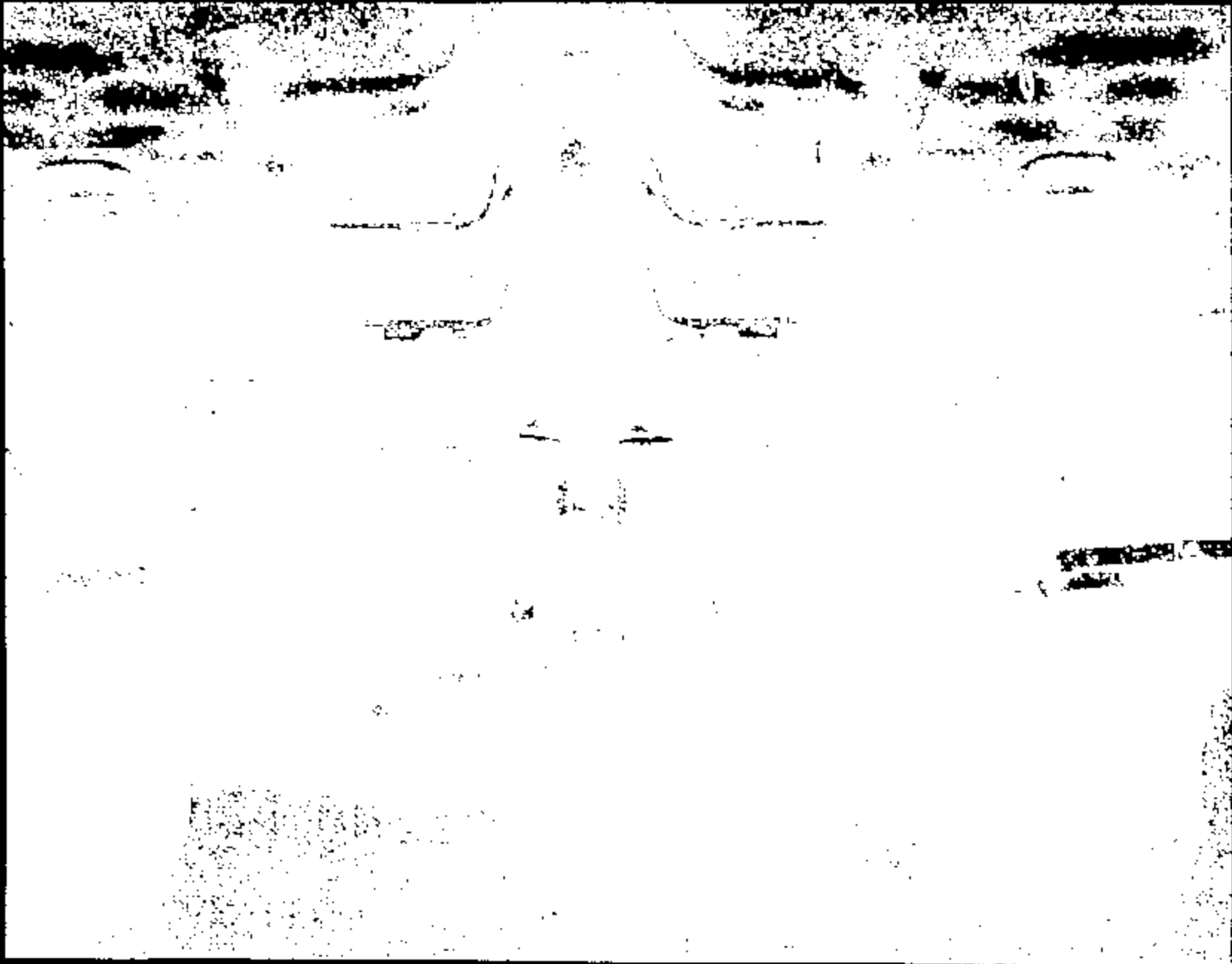
CRIS 0010990



Name:

10990007.JPG


CRTS 0010990



Name :

10990008.JPG


CRJIS 0010990



Name :

10990009.JPG


CRJIS 0010990



Name :

10930010.JPG

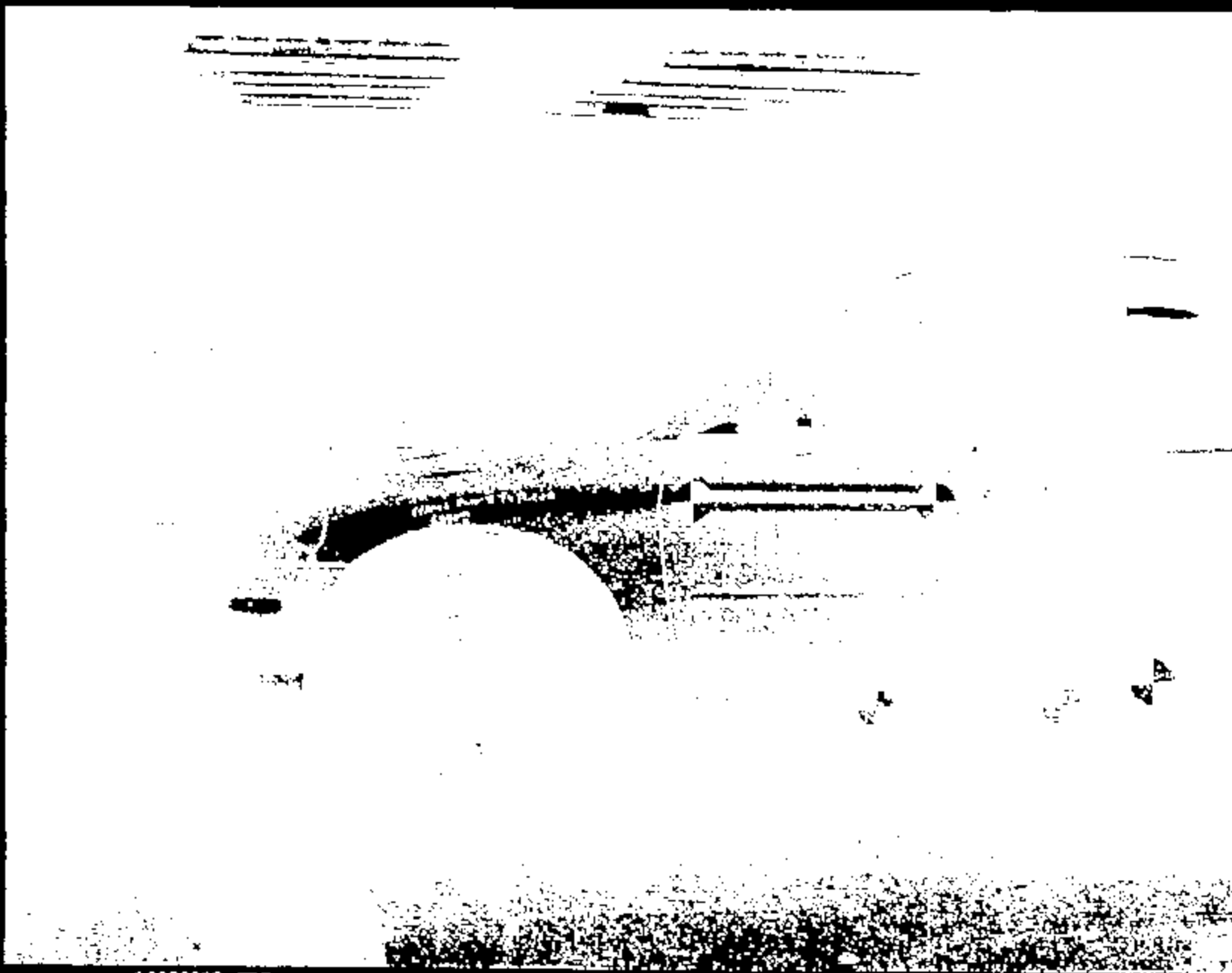
CRTS 0010990



Name :

10990011.JPG


CRTS 0010990



Name :

10990012.JPG

CRTS 0010990




Name : 10990013.JPG

CRTS 0010990



Name: 10990014.JPG



CRTS 0010990

Image :


10990015.JPG



Name:

10990016.JPG


CRTS 0010990



Name:

10990017.JPG

CRTS 0010990



Name:

10990018 .JPG

CRTS 0010990



Name:

10990019.JPG

CRJTS 0010990



Name:

10990030.JPG

CRTS 0010990



Name:


10990021.JPG

CRTS 0010990



Name :


10990022.JPG



Name:

10990023.JPG


CRIS 0010990



Name:


10990024.JPG

CRTS 0010990



Name: 10990025.JPG


CRTS 0010990



Name :

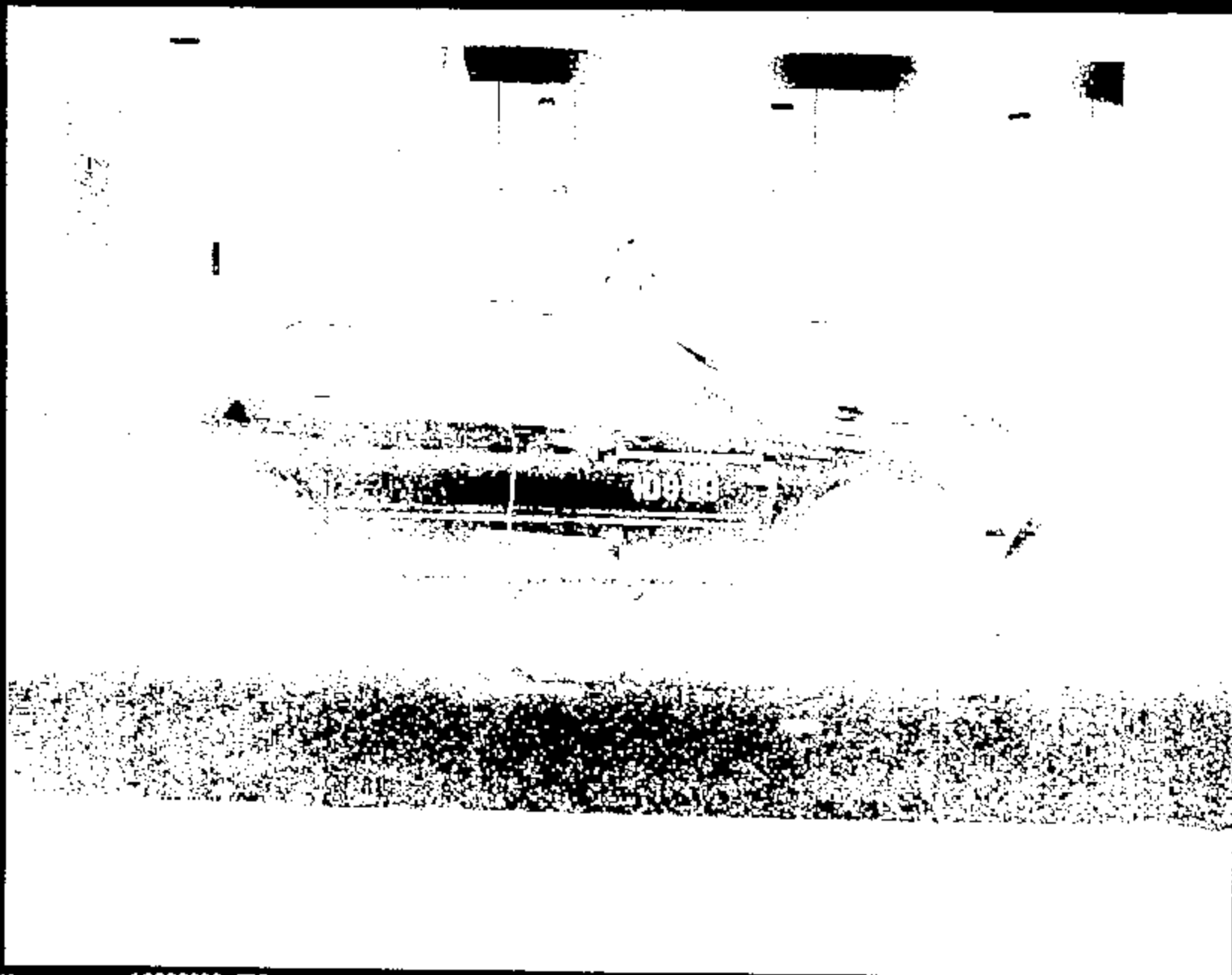
10990026.JPG

CRTS 0010990



Name:


10990027.JPG



Name:

10998028.JPG

CRTS 00109990




Name:

10990029.JPG




Name: 10990030.JPG



Name:

10990031.JPG


CRTS 0010990



Name:


10990032.JPG

CRTS 0010990




Name:


10990033.JPG



Name: 10990034.JPG




6755



Name:

10990036.JPG


CRTS 0010990



Name:


10990037.JPG

CRTS 0010990




Name:

10990038.JPG




Name:

10990039.JPG



Name:


10990040.JPG



Name :

10990041.JPG


CRTS 0010990



Name:


10990042.JPG

CRTS 0010990

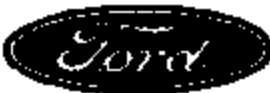


Name :

10990043.JPG



Name : 10990044.JPG

 GTO Test Request		Requester/Coordinator (PROF# ID):	
		KEWING	
Testing Activity: Crash Barrier Test Lab		Date Submitted: 23-JAN-08	Requested Completion Date: 05-FEB-08
Requester Reference Number:		Requester Name:	
GRS-00		KURT EWING	
Test Title and / or Subject of Test: DN101 14 MPH FRONTAL BARRIER IMPACT		Test conducted to certify control item compliance with Government Regulations:	
Bilable Requestors Dept No.: T681 AV2218A		Worktask/Work Order Number: F14	
Bilable Requestors PROF'S ID.: KEWING		Year <input type="checkbox"/> No: <input checked="" type="checkbox"/>	
Bilable Requestors Name: KURT EWING		Other: <input type="checkbox"/> Yes: <input checked="" type="checkbox"/>	
<p>Complete the following two questions as indicated</p> <p>1 - Reason for not replacing this test by CAE Analysis:</p> <p><input checked="" type="checkbox"/> No CAE Methodology or process available</p> <p><input type="checkbox"/> For CAE Correlation</p> <p><input checked="" type="checkbox"/> Insufficient confidence in CAE</p> <p><input type="checkbox"/> To obtain base data for CAE</p> <p><input type="checkbox"/> Replacement or improvement of existing Test</p> <p><input type="checkbox"/> Testing is Critical</p> <p><input type="checkbox"/> Mandatory or Regulatory</p> <p><input type="checkbox"/> Certification</p> <p><input type="checkbox"/> Development test for PDS</p> <p><input type="checkbox"/> Not applicable</p> <p>Other: _____</p> <p>(Check appropriate boxes)</p>			
<p>2 - What is the expected Test Outcome:</p> <p><input type="checkbox"/> Results will meet OVPWOC requirements</p> <p><input type="checkbox"/> System Component will not meet Test specification</p> <p><input checked="" type="checkbox"/> Unknown</p> <p><input type="checkbox"/> Above is Based on CAE?</p> <p>Other: _____</p> <div style="border: 1px solid black; padding: 5px; width: fit-content; margin: 10px auto;"> <p>"RECORD COPY"</p> <p>Schedule No. <u>7-7-12</u></p> <p>Retain Until <u>2018</u></p> </div> <p>(Check appropriate boxes)</p>			
<p>Test Purpose/Test Procedure or Description of Test:</p> <p>Custom Test Procedure T687-229</p> <p style="text-align: center; font-weight: bold;">SEE ATTACHMENTS:</p> <ul style="list-style-type: none"> ○ BARRIER TEST REQUEST ○ TEST INSTRUMENTATION REQUEST SHEET 			
<p>Signature Approvals (As Required for Control Purposes)</p> <p>Requesting Engineer <u>KURT EWING</u> Testing Engineer _____</p> <p>Requesting Supervisor/Manager <u>AM BELLAND</u> <i>Ami Belland</i> Testing Supervisor _____</p> <p style="text-align: center;"><i>AS 2/1/08</i></p>			

BARRIER TEST REQUEST

TA6758

TEST OBJECTIVE: AIR BAG SENSOR PERFORMANCE EVALUATION
 IMPACT SPEED (MPH) = 14
 TEST PROCEDURE: CRB-00 CUSTOM SETUP,
 IMPACT TEST VEHICLE FRONTALLY INTO 90 DEGREE RIGID BARRIER.

TEST VEHICLE VIN: 1FALP62U7VGS16063 TASK NO.: F14
 MODEL: CN101 BILLABLE DEPT.: T651
 MODEL YEAR: 1998

FUEL: TYPE= NONE FILL LEVEL (GAL.) = NA

CURB WEIGHT (LBF.): FRONT = 2131 REAR = 1163
 TEST WEIGHT (LBF.): FRONT = 2310 REAR = 1898
 RIDE HEIGHTS (IN.): FRONT = LEVEL RKR TO GROUND REAR = LEVEL RKR TO GROUND

TOTAL =	3294	F	R	T
TOTAL =	4308	2310	1998	4308
+/- =	28			

2264 1296 -3560
 2301 1946
 2311 2000 4316

WEIGH UP INSTRUCTIONS:
 MAY REMOVE: EXHAUST, DECK LID, DOOR GLASS, INTERIOR TRIM.
 DO NOT PLACE WEIGHT: FRONT FOOTWELLS.
 MAX ADD TO ENGINE: 75 LBF.
 LOAD TO TEST WEIGHT & LEVEL ROCKERS WRT GROUND.
 SPRING INSERTS ACCEPTABLE.

75 lbs to engine

OCCUPANT TYPE: LEFT FRONT = HYBRID 2 50TH %
 RIGHT FRONT = HYBRID 2 50TH %

DUNNITY POSITIONING: ST-14 DRIVER FOOT-REST: YES

	LONG	VERT	BACK ANGLE (DEG.)	PKG CHECK
LEFT FRONT =	MID	FULL DWN	28.3 (FROM TRIM)	N
RIGHT FRONT =	MID	FULL DWN	28.3 (FROM TRIM)	N

	BELT	PYRO BELT	FRT BAG	SIDE BAG
LEFT FRONT =	NONE			
RIGHT FRONT =	NONE			

SENSOR SYSTEM: LIVE SYSTEM TRIGGER

DIMENSIONAL ANALYSIS: NONE

BARRIER TEST REQUEST

TA6755

STILL PHOTO: STANDARD PRE & POST TEST

HIGH SPEED FILM:

OFFBOARD			ONBOARD		
1	RIGHT	OVERALL			
2	RIGHT	A-PILLAR FORWARD			
3	RIGHT	DUMMY KINEMATICS			
4	LEFT	OVERALL			
5	LEFT	A-PILLAR FORWARD			
6	LEFT	DUMMY KINEMATICS			
7	OVERHEAD	OVERALL			
8	OVERHEAD	A-PILLAR FORWARD			
9	PIT	A-PILLAR FORWARD			
TOTAL OFFBOARD =			9	TOTAL ONBOARD =	
				0	

FILM ANALYSIS: LEFT ROCKER @ B-PILLAR WRT GROUND
 RIGHT ROCKER @ B-PILLAR WRT GROUND
 LEFT DUMMY HEAD WRT LEFT ROCKER @ B-PILLAR
 RIGHT DUMMY HEAD WRT RIGHT ROCKER @ B-PILLAR

DIGITIZED FILM: NONE

SPECIAL BUILD INSTRUCTIONS:

- 1 UPDATE FRONT BUMPER BEAM SENSORS *K. EWING 1/23/98*
- 2 REMOVE AIR BAGS AND REPLACE W/ RESISTORS
- 3 ADD FRONT CRASH SENSOR & ACCEL ON RAD SUPPORT CENTER.

CONTACTS:

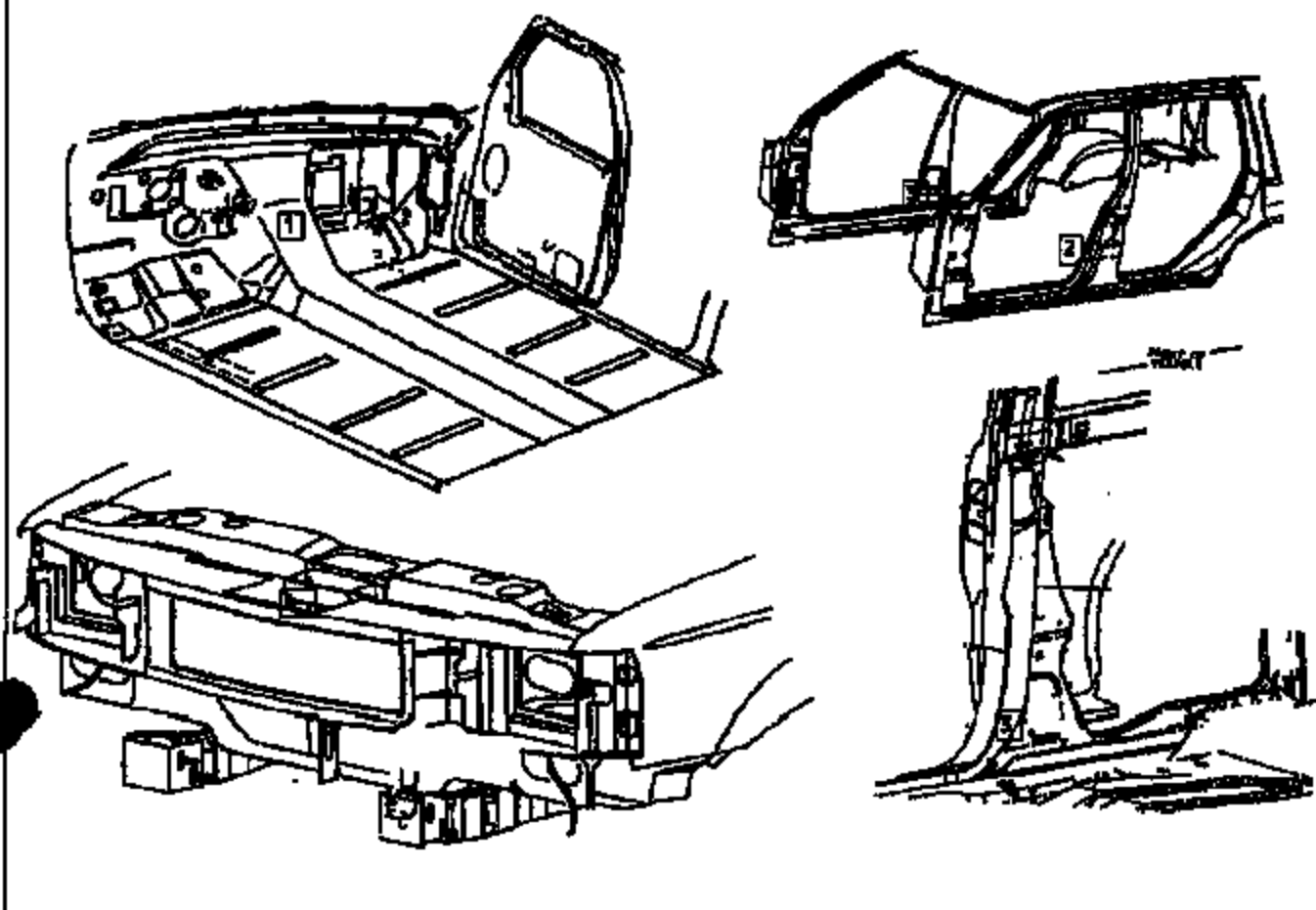
	NAME	PHONE	PAGER
REQUESTOR:	K. EWING	24-86185	KEW1
BLD. COORD:	B. PAGANO	32-30645	BPAG
SUPERVISOR:	M. JURSEK	32-39960	MJUR

TA 6755

Program: DN101
 Vehicle ID: 818W229
 Build level: DN101
 Test Mode: 14mph 90 degree

SENSOR MAP

Engineer: Mike Amin
 Phone #: 39-78274
 Date: 1/15/98
 Time: 3:10 PM



Sensor Chassis only

Location Name		Supplier	Output	Normal (+/-)	Max/Min	Serial #
- 1 FRT_FLOOR_PAN_R_C/L (LHD EGS Location)	_RCH	ACD	None	EGS		54130
- 1 FRT_FLOOR_PAN_L_C/L	_RCK	accel	TRIAX	On RCH		
- 2 L/R-PLR-POWER-THRESH	_BN	ACD	TRIAX			
- 2 L/R-PLR-POWER-THRESH	_BN	accpl	TRIAX			
- 4 C/RWD-UP-FRT	_ACD	ACD	None	FCB		112097C
- 4 C/RWD-DP-FRT	_BN	accpl	TRIAX	Went to FCB		

K. Gumbel
 1/20/98

FCB BOX SERIAL NUMBER: 070897C

Note: All ACD supplier parts require 12V supply



"RECORD COPY"
 Schedule No. 7-7-12
 Retain Until 2019

FINAL TEST REPORT

CONFIDENTIAL

**Global Test Operations
 Advanced Vehicle Technology**

TO:	A. Tsab	Test Order No. Work Task W. O. No. Test Date Date Reported Sheet	T-A8582 . F14 2/10/98 8/12/99 1 of 27
SUBJECT:	Crash Test 10999 (90° Front Fixed Center Pole Impact at 16.9 ± 0.4 mph, 27.2 ± 0.6 km/h) - 199X Taurus (DN-101) 4-Door Sedan		
REQUESTED BY:	Vehicle Safety and CAE Department, Advanced Vehicle Technology - K. Ewing		
OBJECT:	To obtain development data relative to air bag system sensors.		
SUMMARY OF TEST RESULTS:	See Section 1.0 for air bag system sensor data.		

M. L. Foster
 M. Foster
 Test Development Engineer

S. Leash
 Concur: S. Leash
 Section Supervisor
 Operations Engineering Section

VEHICLE DATA:

Make and Model	199K Taurus (DN-101) 4-Door Sedan
ID Numbers	1FALP02U5VG215562, 818-W-228
Power Train	2.0L, EFI, Automatic Transaxle
Fuel Tank(s)	Test Condition: Empty
Front Seat(s)	Type: Bucket Cover: Cloth Tracks/Position: LF: 6-Way Power/Mechanical Mid and Down RF: Manual/Mechanical Mid Seat Backs/Position: Adjustable/ 26.8° Rear of Vertical Head Restraints/Position: Adjustable/Up
Restraint System	LF & RF: None Used
Occupants	LF & RF: 50th Percentile Male, Hybrid II, Uninstrumented
Test Weight	Front: 2311 lb (1048 kg) Rear: 9004 lb (909 kg) Total: 4815 lb (1957 kg)
Tires	Front: P205/65R16 30 psi (207 kPa) Rear: P205/65R16 30 psi (207 kPa) Spare: Removed
Significant Content or Accessories:	Air Conditioning, Power Steering, Power Brakes, Tilt Steering Wheel

GENERAL TEST COMMENTS:**1. Test Procedure**

The test was performed according to the following Corporate test procedure(s):

Fixed Barrier Collision, T657-ST-14 dated July 17, 1996.

1.1 Vehicle Alignment

The test vehicle impacted an eight inch diameter steel pole structure, rigidly attached to the barrier face. The vertical steel pole was aligned so that the point of vehicle impact was the test vehicle's longitudinal centerline.

2. Remarks

Crash movies, pre- and post- crash still images of the test vehicle and copies of this report are available through the Operations Engineering Section, Safety Laboratories Department, GTO. The crash still images are stored and archived on CD ROMs. The file names of the still images are listed under crash number and a three digit sequence number which are 10999001 through 10999038.

TEST RESULTS:

1.0 Sensor Development

Time histories of the dummy dynamic displacements obtained from Film Analysis are included in this report.

Time histories of the air bag/sensor(s) are included in this report.

Time histories of any requested derived data (i.e. integrations, etc.) were given to the requesting activity and are not included in this report.

2.0 Vehicle Crush, Film Analysis and/or Instrumentation Data

Time histories of the vehicle accelerations and other instrumentation are included in this report.

Time histories of vehicle dynamic displacements obtained from Film Analysis are included in this report.

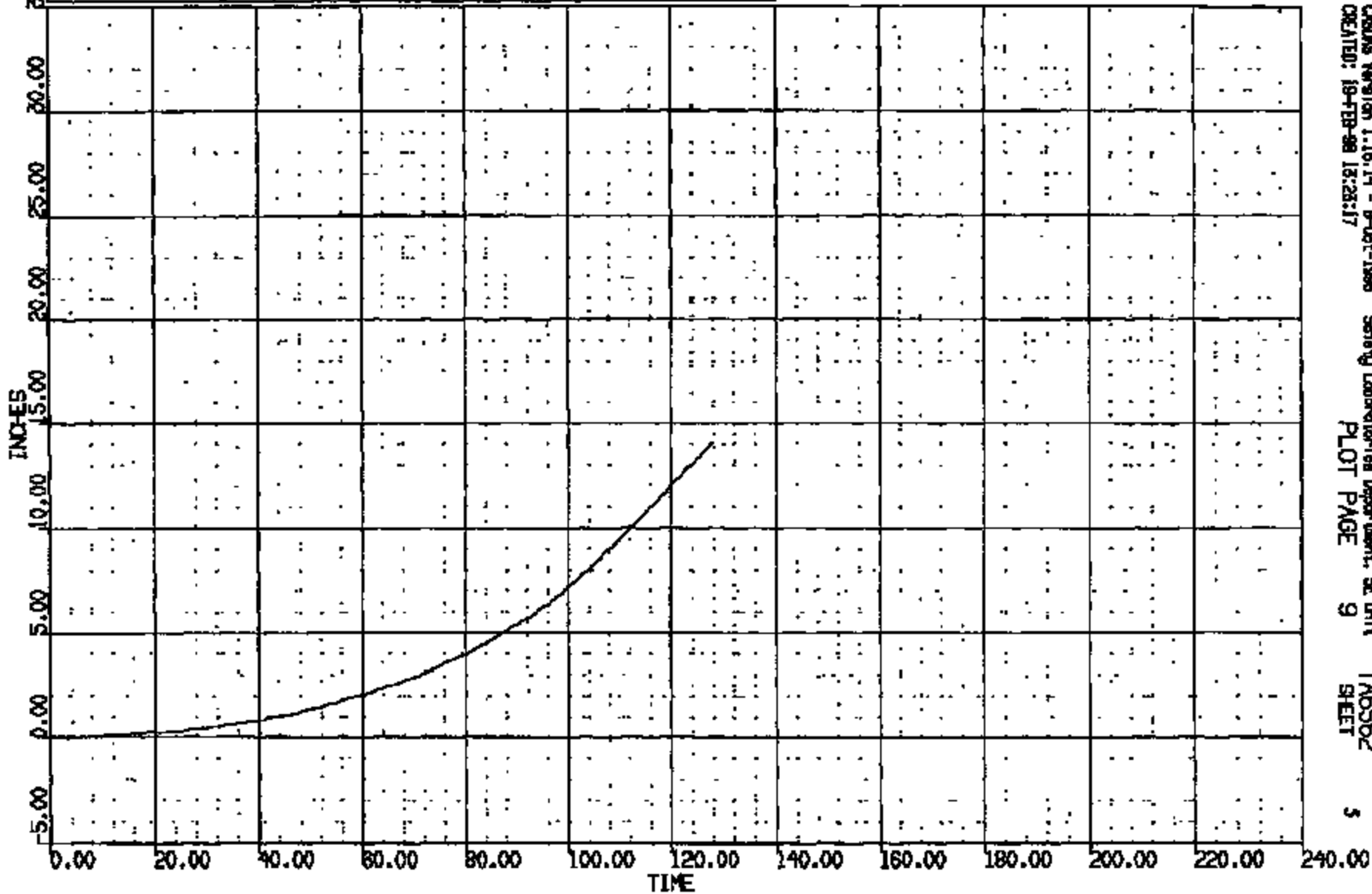
Time histories of any requested derived data (i.e. integrations, etc.) were given to the requesting activity and are not included in this report.

CR R: 10999 TO: TAB662 DATE: 880210 14:08:57
2000 DN-101

(0) CR010999 L S HEAD DRVR WRT L WRR AT B PL LONG DISP

MAX = 14.10 at 128.0 MS MIN = -.4538E-04 at 3.000 MS

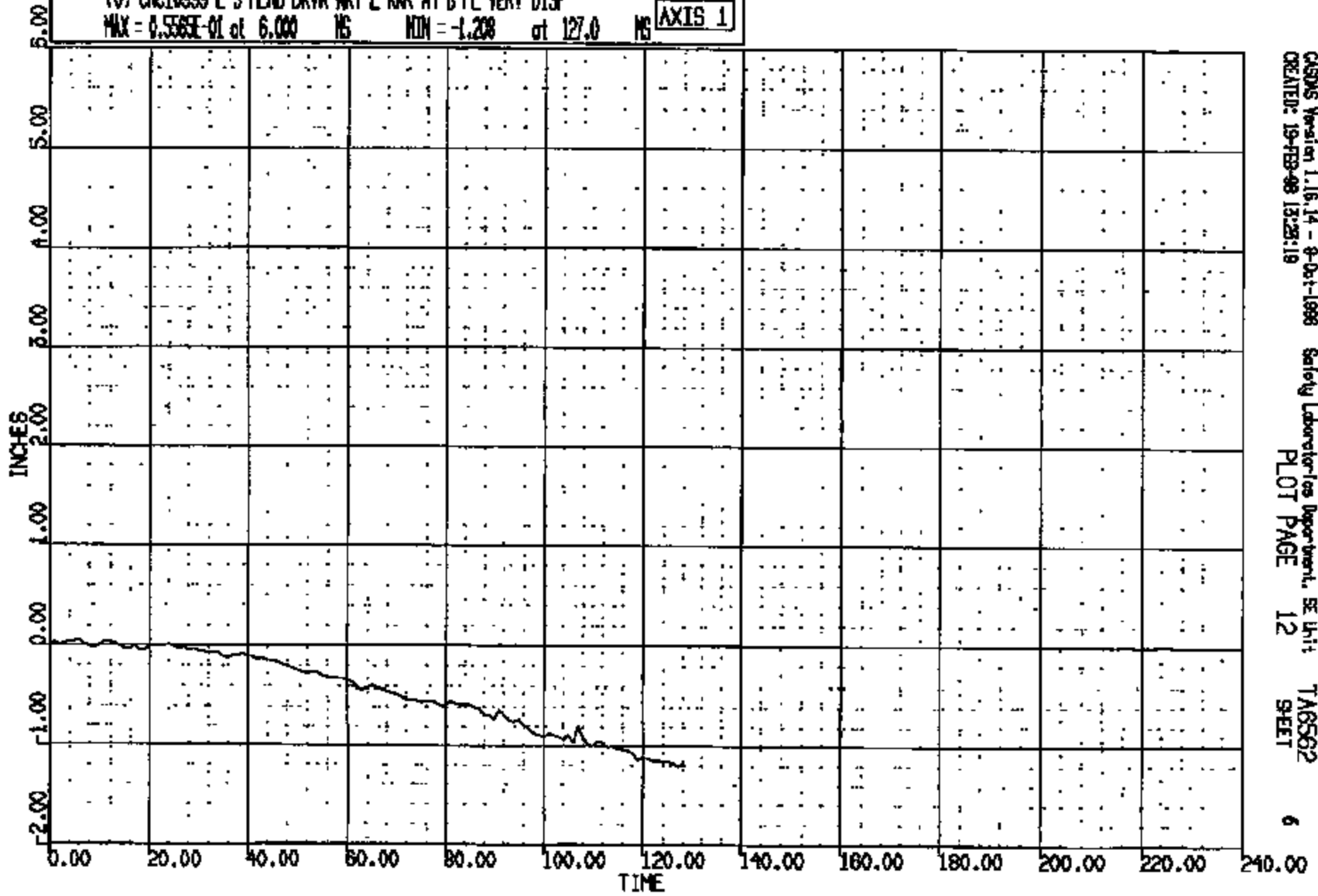
AXIS 1



CRIS 0010999

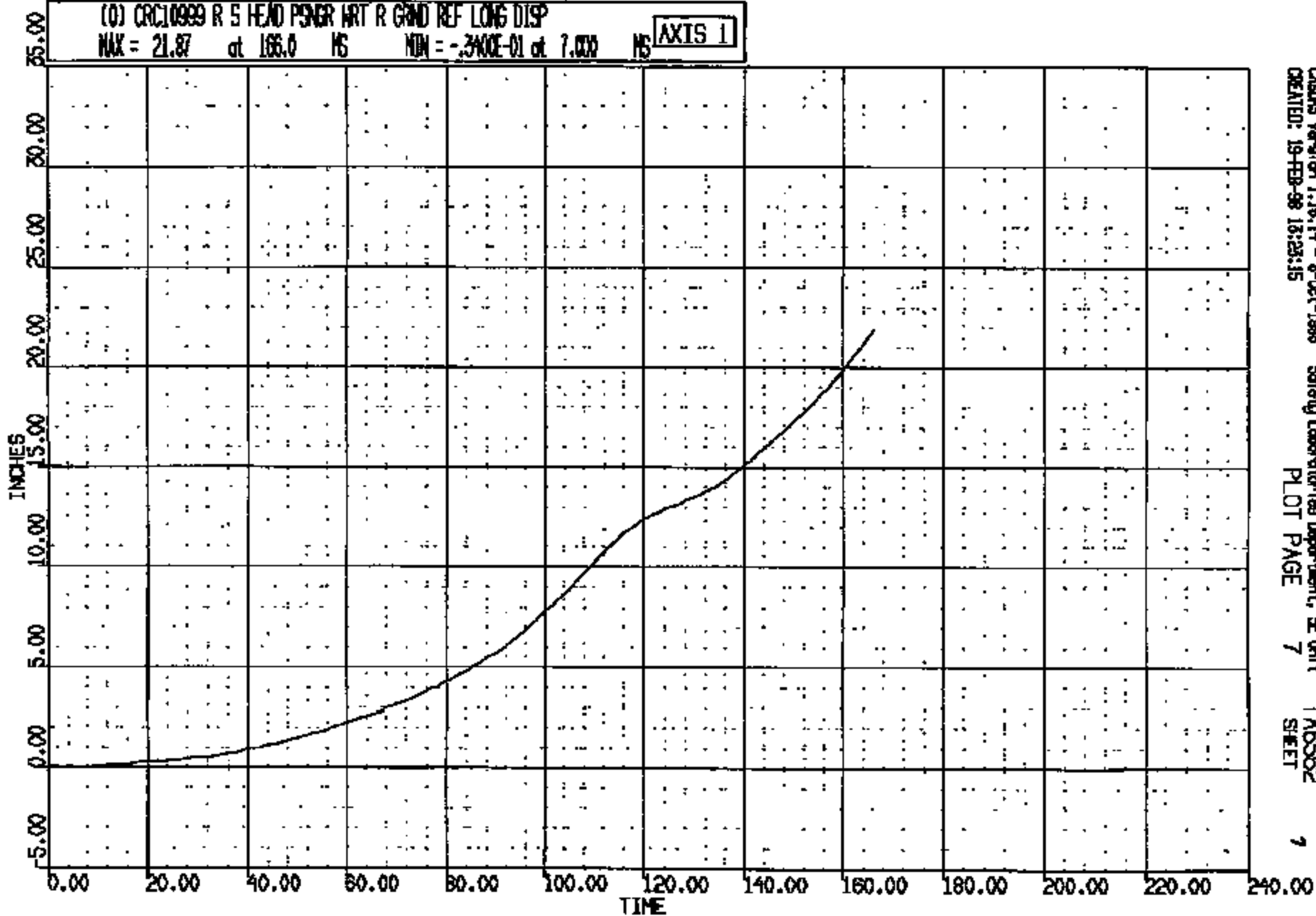
CR R: 10999 TO: TAB562 DATE: 880210 14:08:57
2000 DN-101

(0) CRCL0999 L S HEAD DRVW WRT L RWR AT B PL VERT DISP
MAX = 0.5565E-01 at 6.000 NS MIN = -1.208 at 127.0 NS **AXIS 1**



OP R: 10888 TO: TAB562 DATE: 880210 14:08:57
R000 DN-101

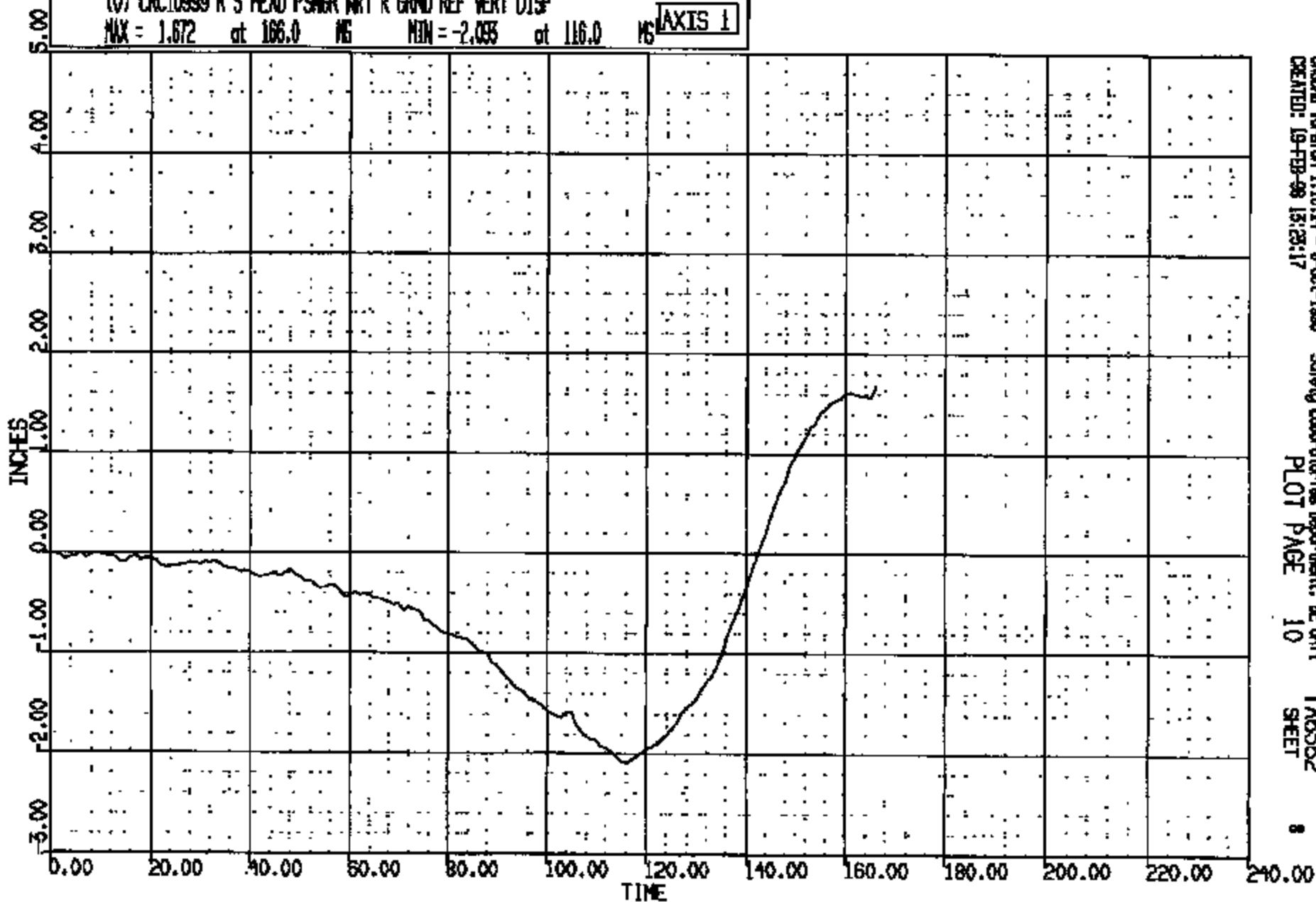
(0) CRC10999 R 5 HEAD PSNR ART R GRND REF LONG DISP
MAX = 21.87 at 166.0 MS MIN = -.340E-01 at 7.000 MS **AXIS 1**



CRTS 0010999

CR R: 10999 TO: TAG562 DATE: 880210 14:08:57
E000 ON-101

(0) CR010999 R S HEAD PSNR NRT R GRND REF VERT DISP
MAX = 1.672 at 166.0 MG MIN = -2.035 at 116.0 MG **AXIS 1**



CRSING Version 1.16.14 - 8-Oct-1988
CREATED: 19-FEB-98 13:23:17

Safety Laboratories Department, BE Unit
PLOT PAGE 10

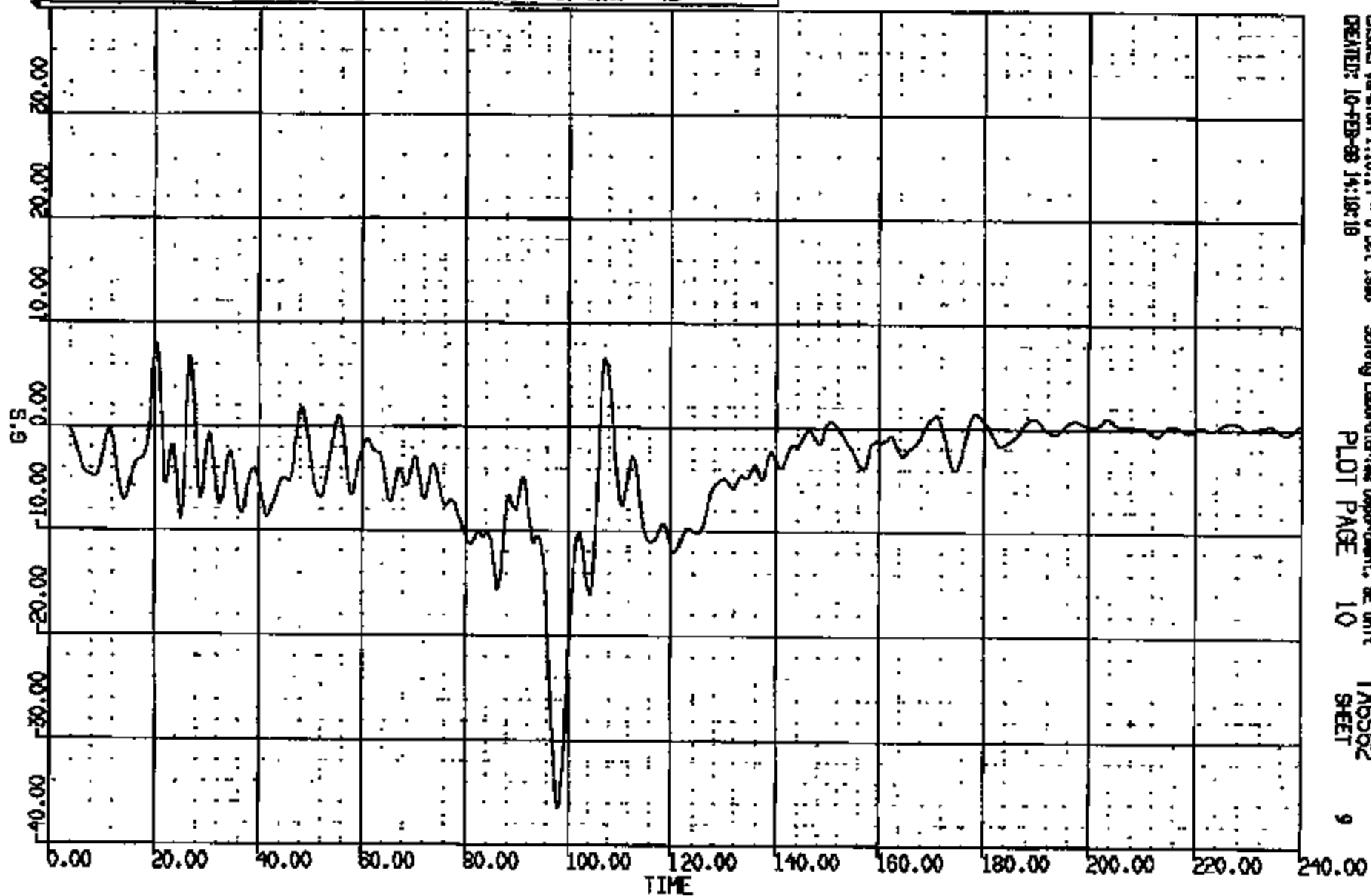
TAG562
SHEET

8

CRIS 0010999

CR R: 10998 TO: TA6562 DATE: 880210 14:08:57
2000 DN-101

(4) DR10998T C/FLOOR PAN @ ECS LONG GOC
MAX = 8.069 at 23.40 MS MIN = -36.50 at 98.08 MS **AXIS 1**



CRS016 Version 1.16.14 - 8-Oct-1988
CREATED: 10-FEB-88 14:18:18

Safety Laboratories Department, SE Unit
PLOT PAGE 10

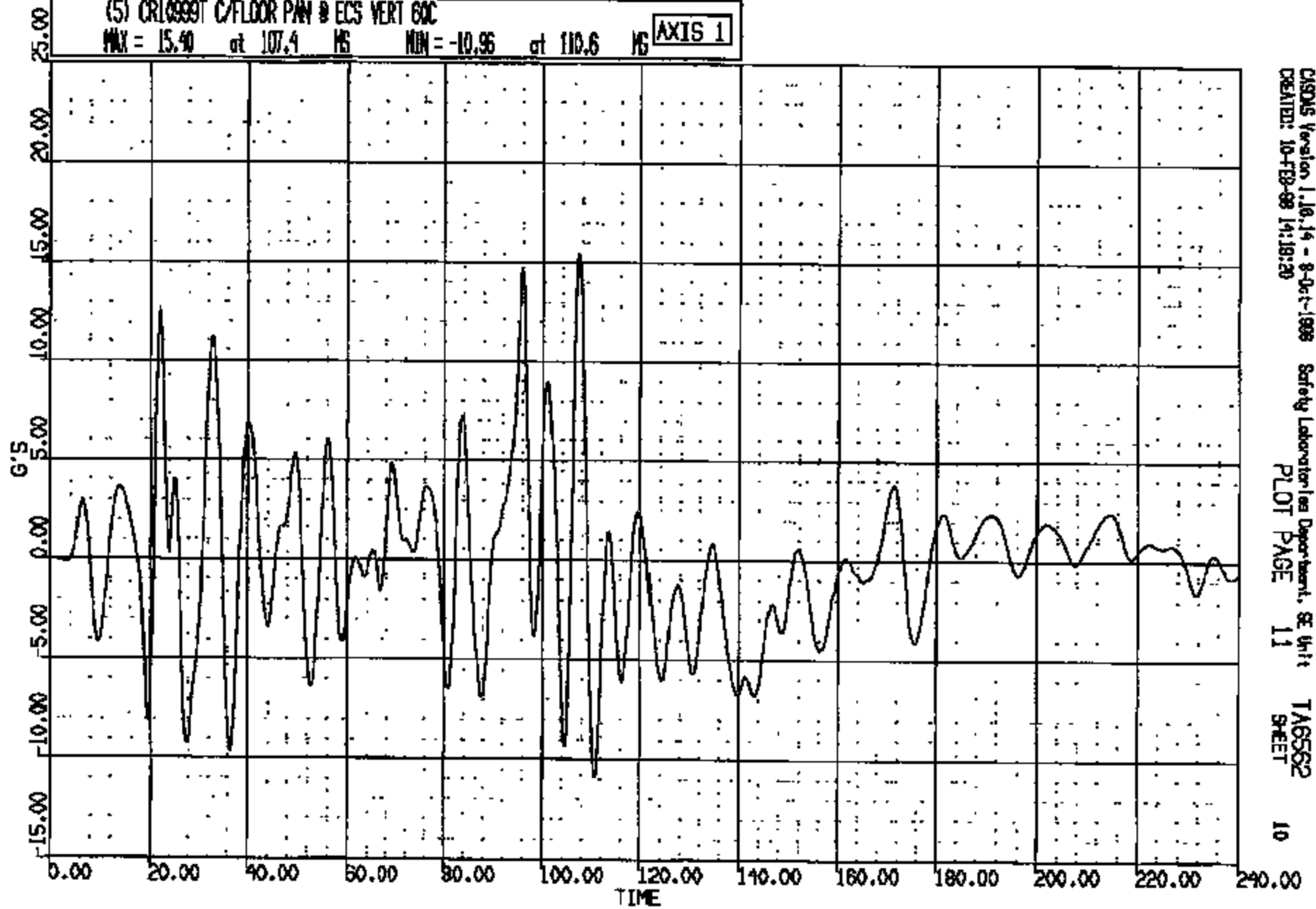
TA6562
SHEET

9

CRTS 0010999

CR R: 10999 TO: TA6562 DATE: 980216 14:08:57
2000 DN-101

(5) CR10999T C/FLOOR PAN @ ECS VERT 60C
MAX = 15.40 at 107.4 MS MIN = -10.96 at 110.6 MS **AXIS 1**

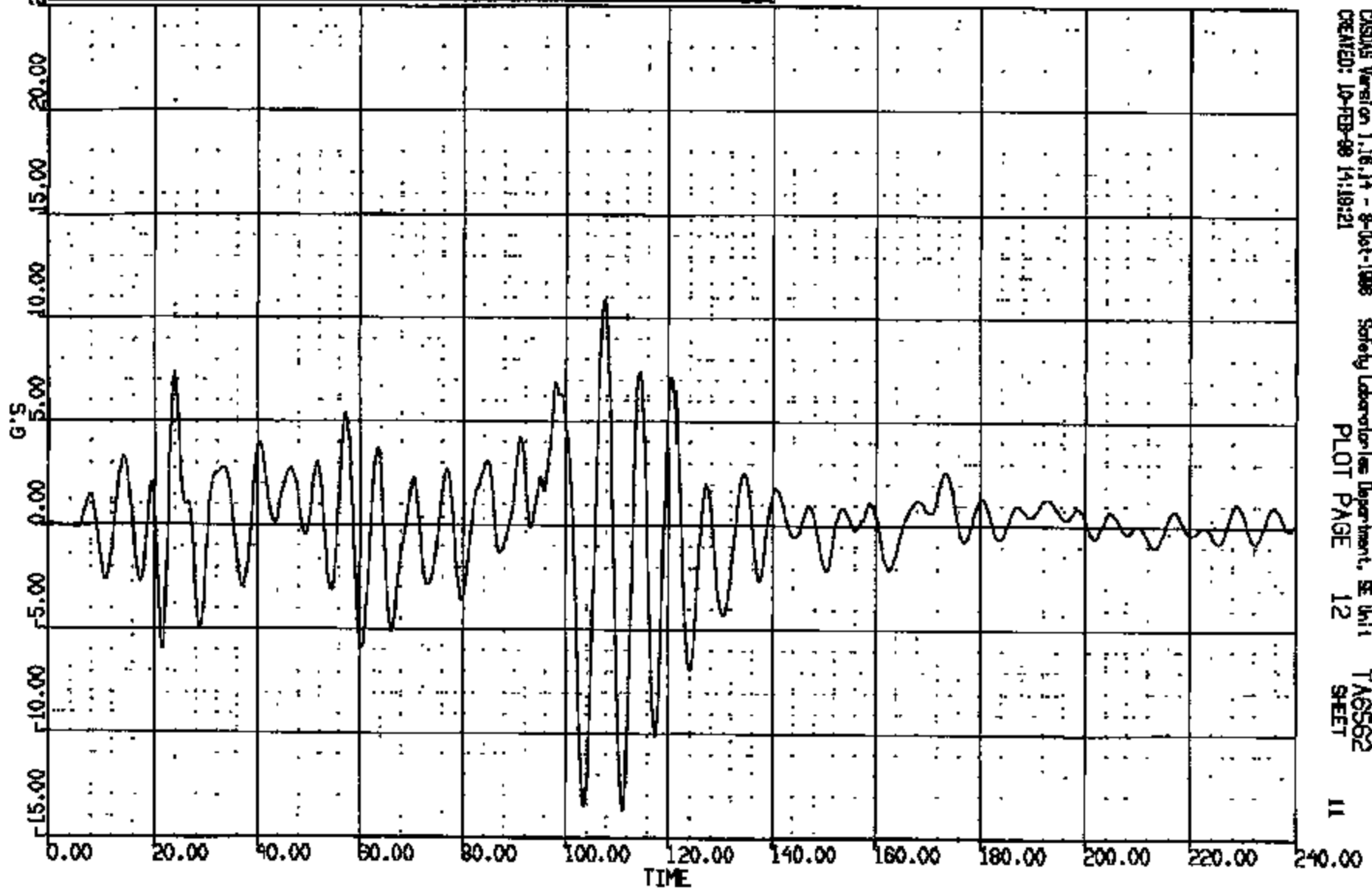


CISDS Version 1.10.14 - 8-Oct-1998 Safety Laboratory Department, SE Unit TA6562
CREATED: 10-FEB-98 14:19:20 PLOT PAGE 11 SHEET 10

CRIS 0010999

DR R: 10888 TC: TAB562 DATE: 980216 14:08:57
2000 DN-101

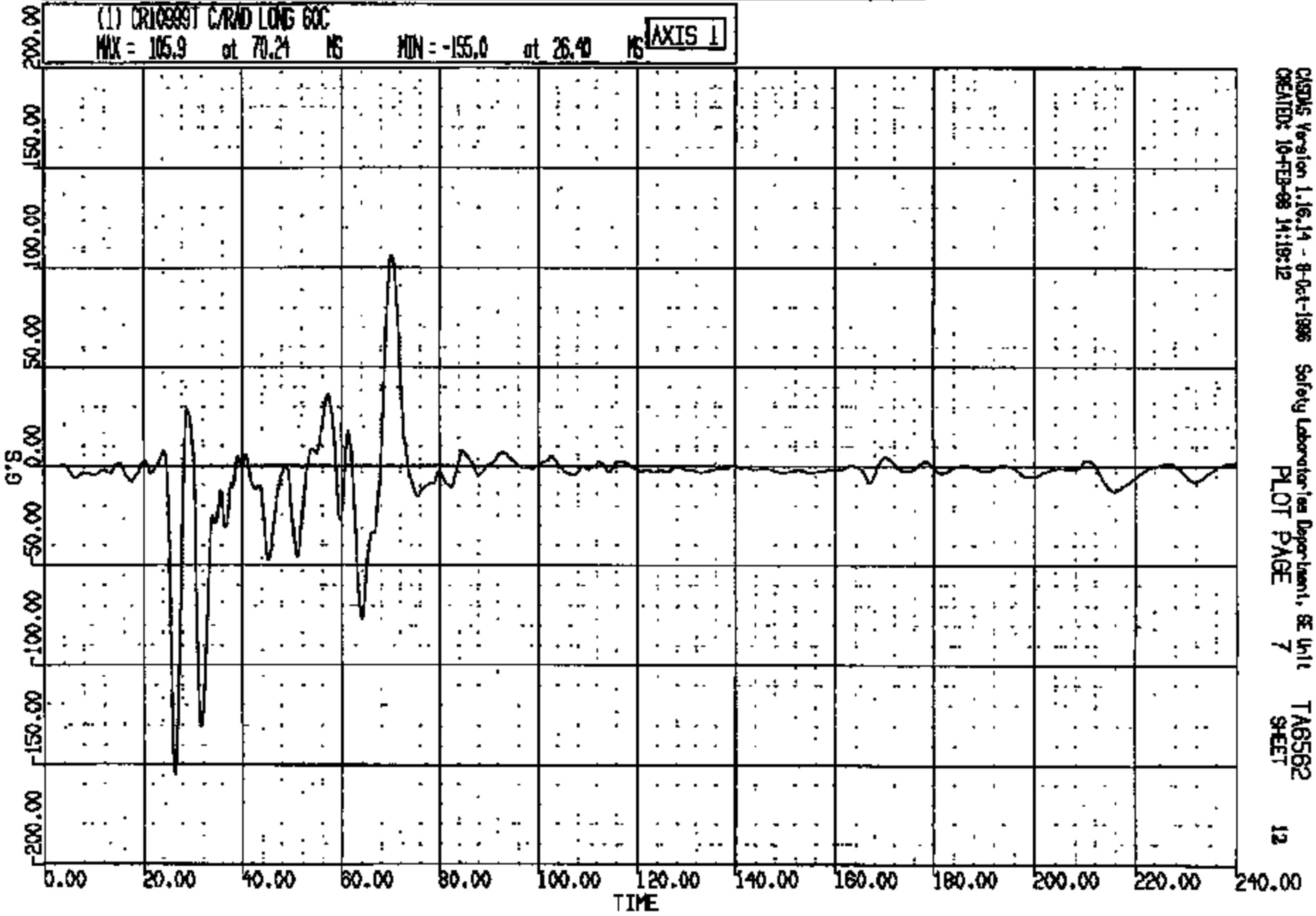
(6) CR10999T C/FLOOR PAN @ ECS LAT 60C
MAX = 10.92 at 107.8 MS MIN = -13.73 at 111.1 MS **AXIS 1**



CRIS 0010999

CRS015 Version 1.16.14 - 9-Oct-1998 Safety Laboratories Department, SE Unit 1 TAB562
CREATED: 10-FEB-98 14:18:21 PLOT PAGE 12 SHEET 11

CR R: 10999 TO: TA6562 DATE: 980210 14:08:57
2000 DN-101

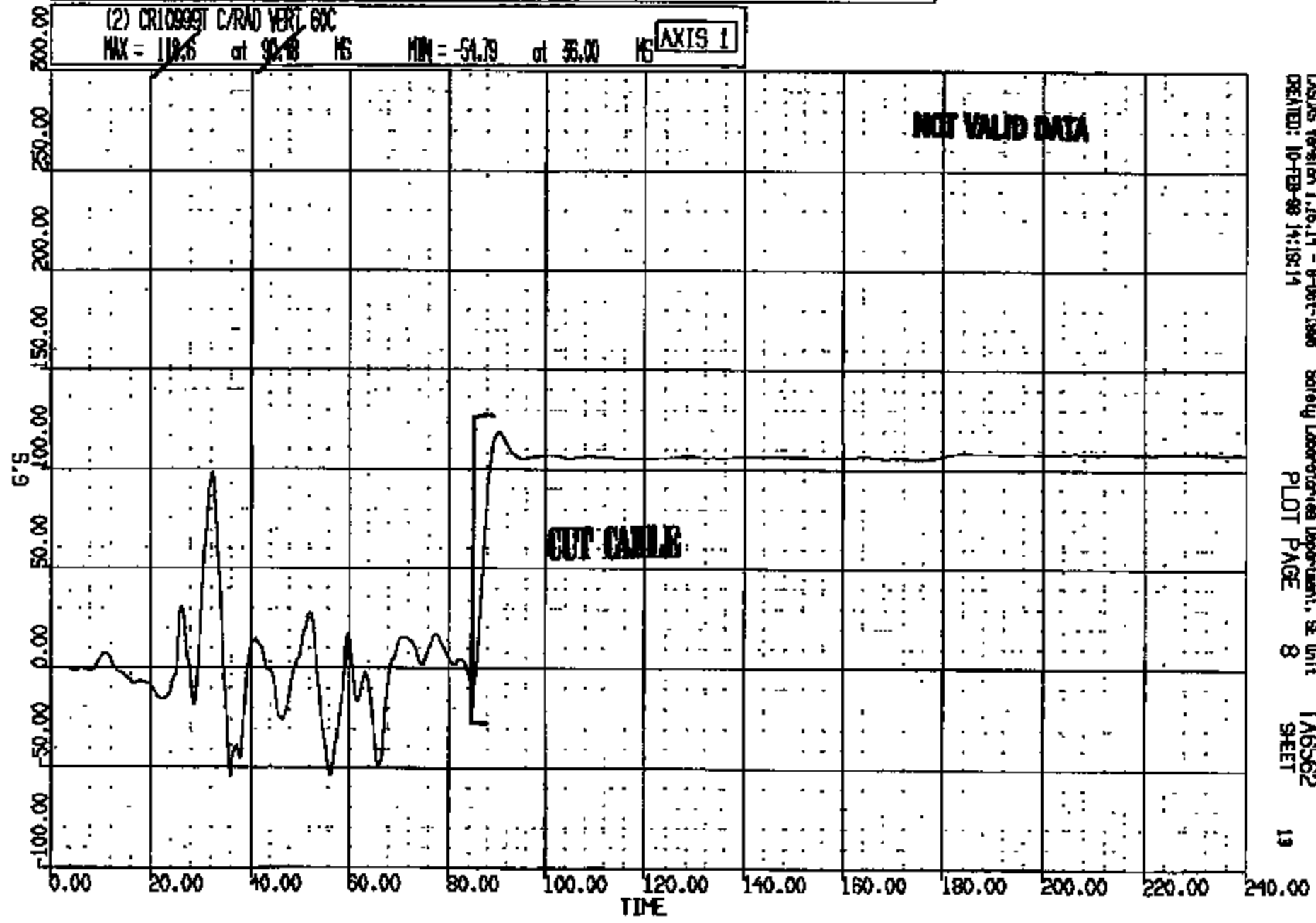


CRS05 Version 1.16.14 - 8-Oct-1998 Safety Laboratory Department, SE Unit
CREATED: 10-FEB-98 14:19:12 PLOT PAGE 7 TA6562 SHEET 12

CRIS 0010999

TR R: 10888 TO: TA6562 DATE: 880210 14:08:57
R000 DN-101

(2) CR10999T C/RAD VERT GDC
MAX = 119.6 at 30.18 MS MIN = -54.79 at 36.00 MS **AXIS 1**



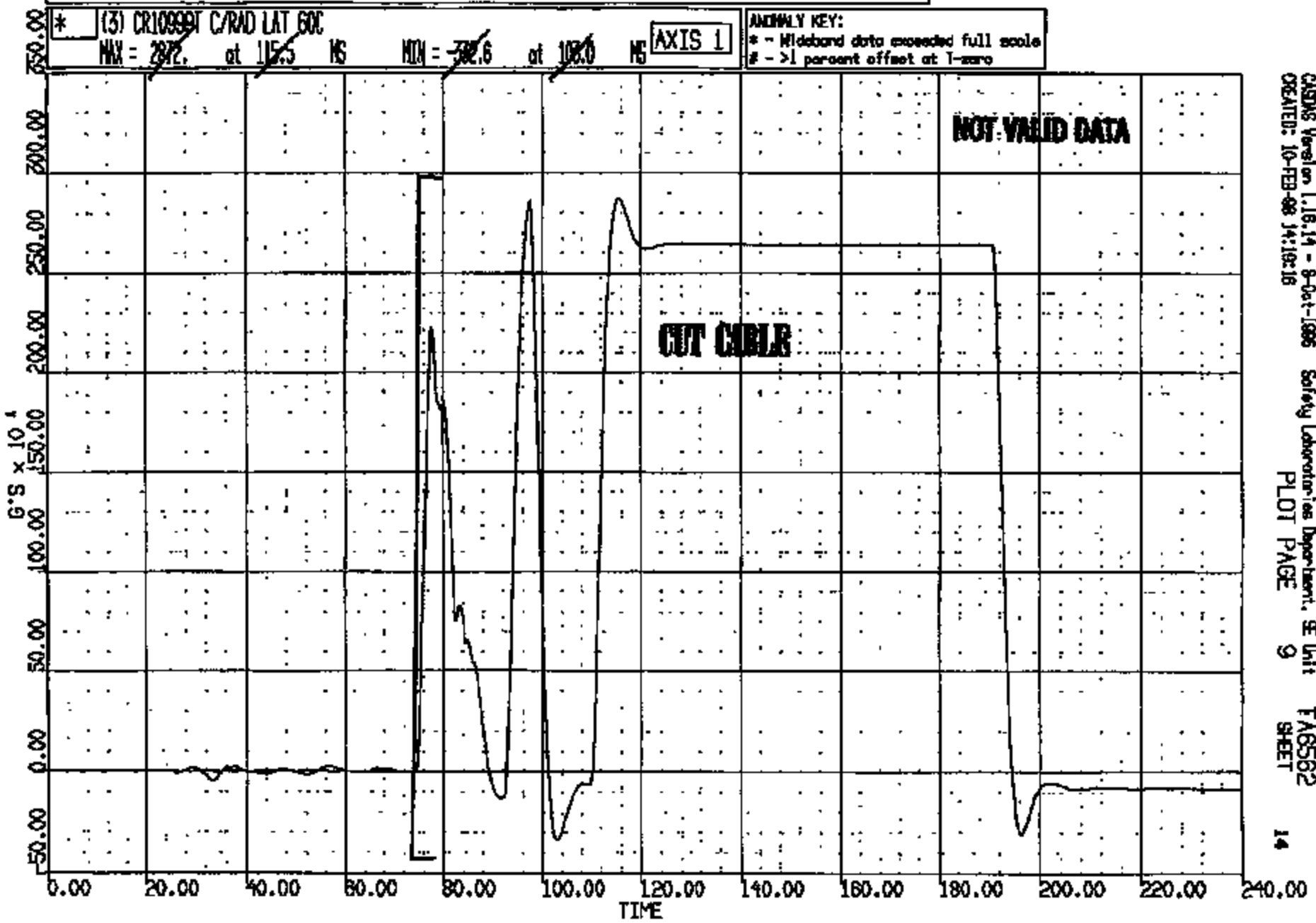
CRS/AS Version 1.16.14 - 8-Oct-1988 Safety Laboratories Department, SE Unit TA6562
CREATED: 10-FEB-88 14:18:14 PLOT PAGE 8 SHEET 19

CRTS 0010999

CR R: 10999 TO: TA6562 DATE: 990210 14:08:57
2000 DN-101

* (3) CR10999T C/RAD LAT 60C
MAX = ~~287.2~~ at ~~115.5~~ NS MIN = ~~-302.6~~ at ~~108.0~~ NS **AXIS 1**

ANOMALY KEY:
* - Midband data exceeded full scale
- >1 percent offset at 1-zero

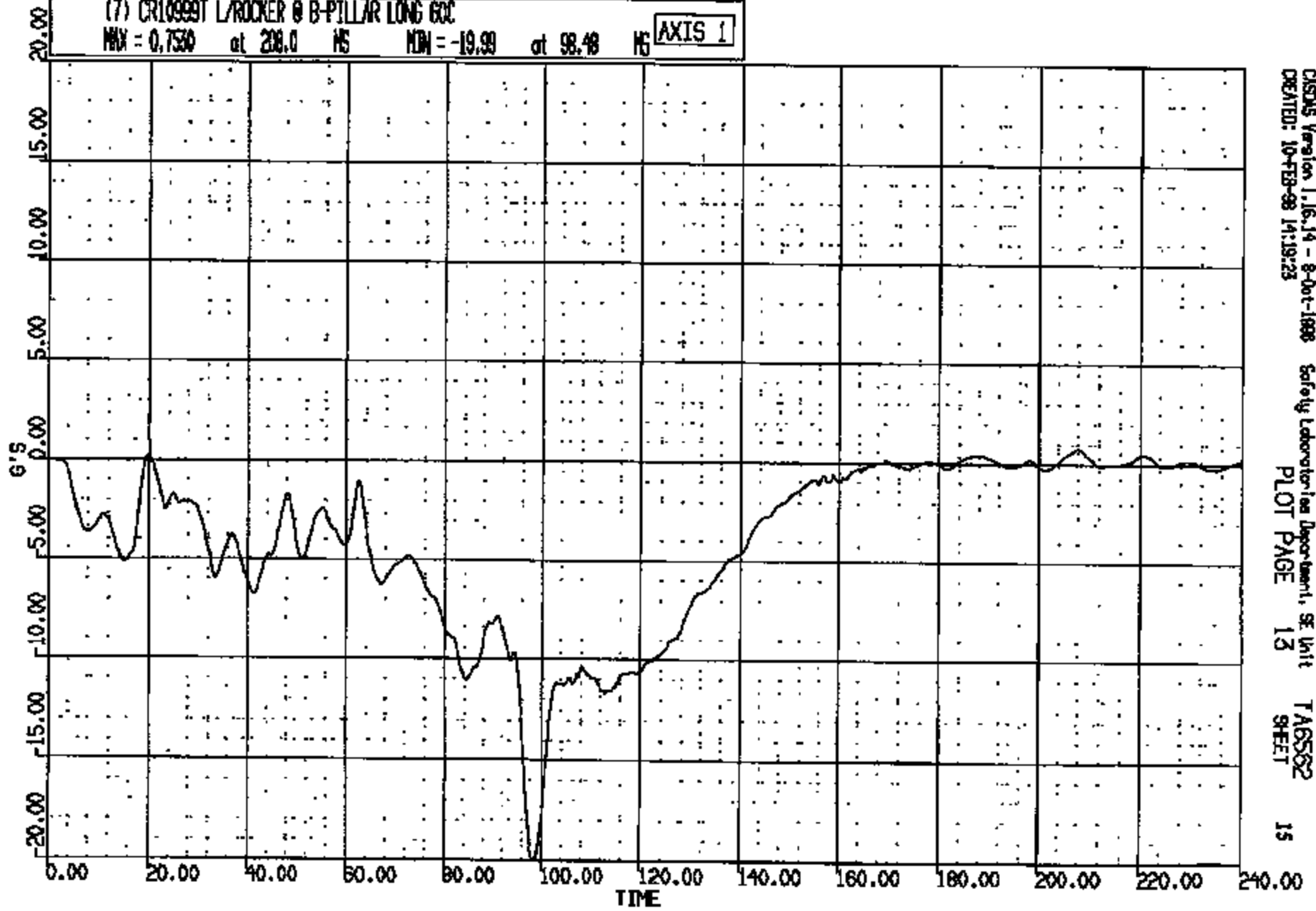


CADMS Version 1.16-14 - 8-Oct-1996 Safety Laboratories Department, SE Unit TA6562
CREATED: 10-FEB-98 14:19:18 PLOT PAGE 9 SHEET 14

CRIS 00109999

CR: R: 10999 TD: TA6582 DATE: 980210 14:08:57
2000 DN-101

(7) CR10999T L/ROCKER @ B-PILLAR LONG GOC
MAX = 0.7500 at 208.0 MS MIN = -19.99 at 98.48 MS **AXIS 1**

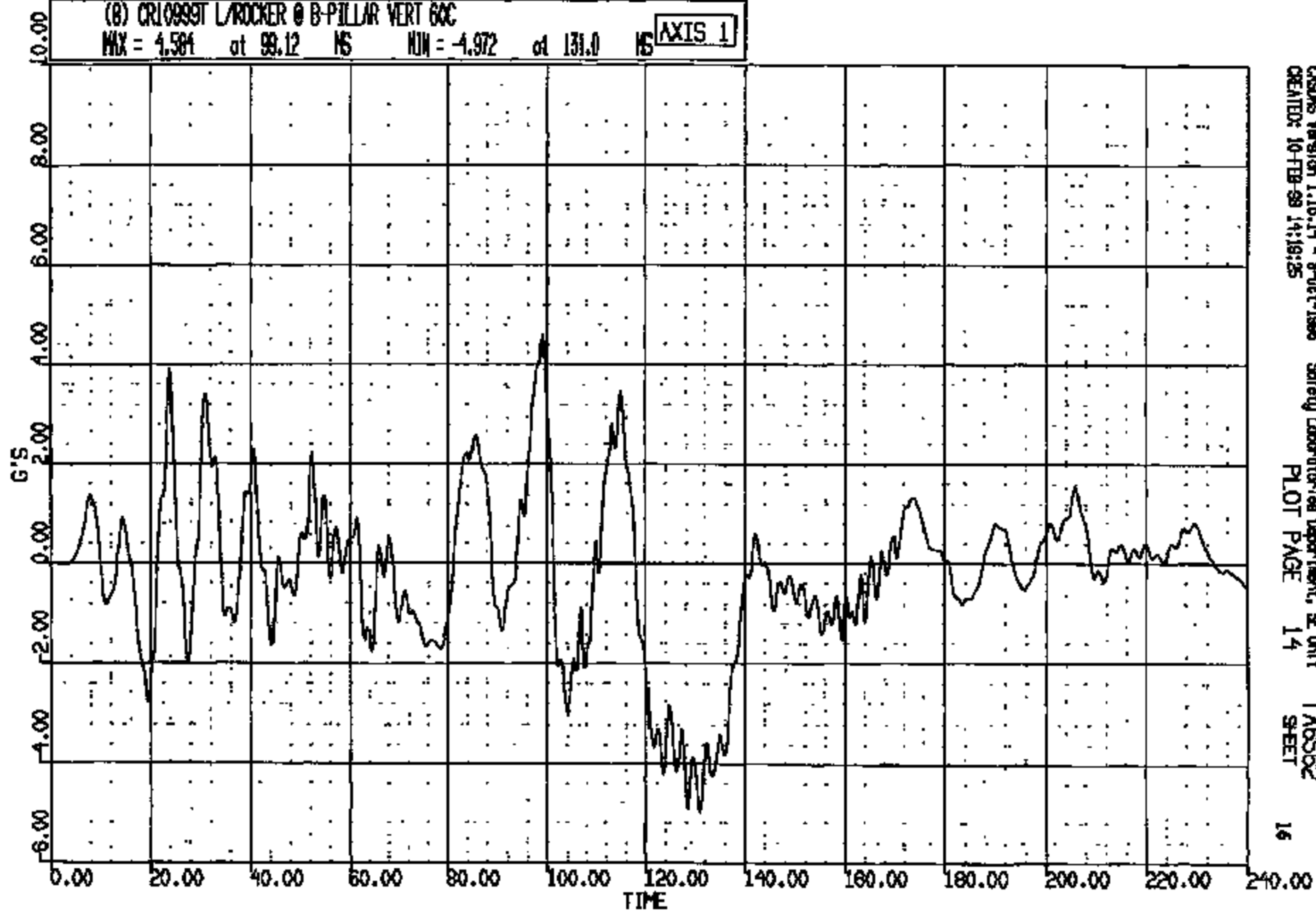


CRTS 0010999

CISDAS Version 1.16.14 - 8-Oct-1988 Safety Laboratory/In Department, SE Unit TA6582
CREATED: 10-FEB-98 14:19:23 PLOT PAGE 13 SHEET 15

NO. R: 10888 TO: TAB582 DATE: 980210 14:08:57
0000 DN-101

(8) CR10999T L/ROCKER @ B-PILLAR VERT GGC
MAX = 4.584 at 99.12 MS MIN = -4.972 at 131.0 MS **AXIS 1**

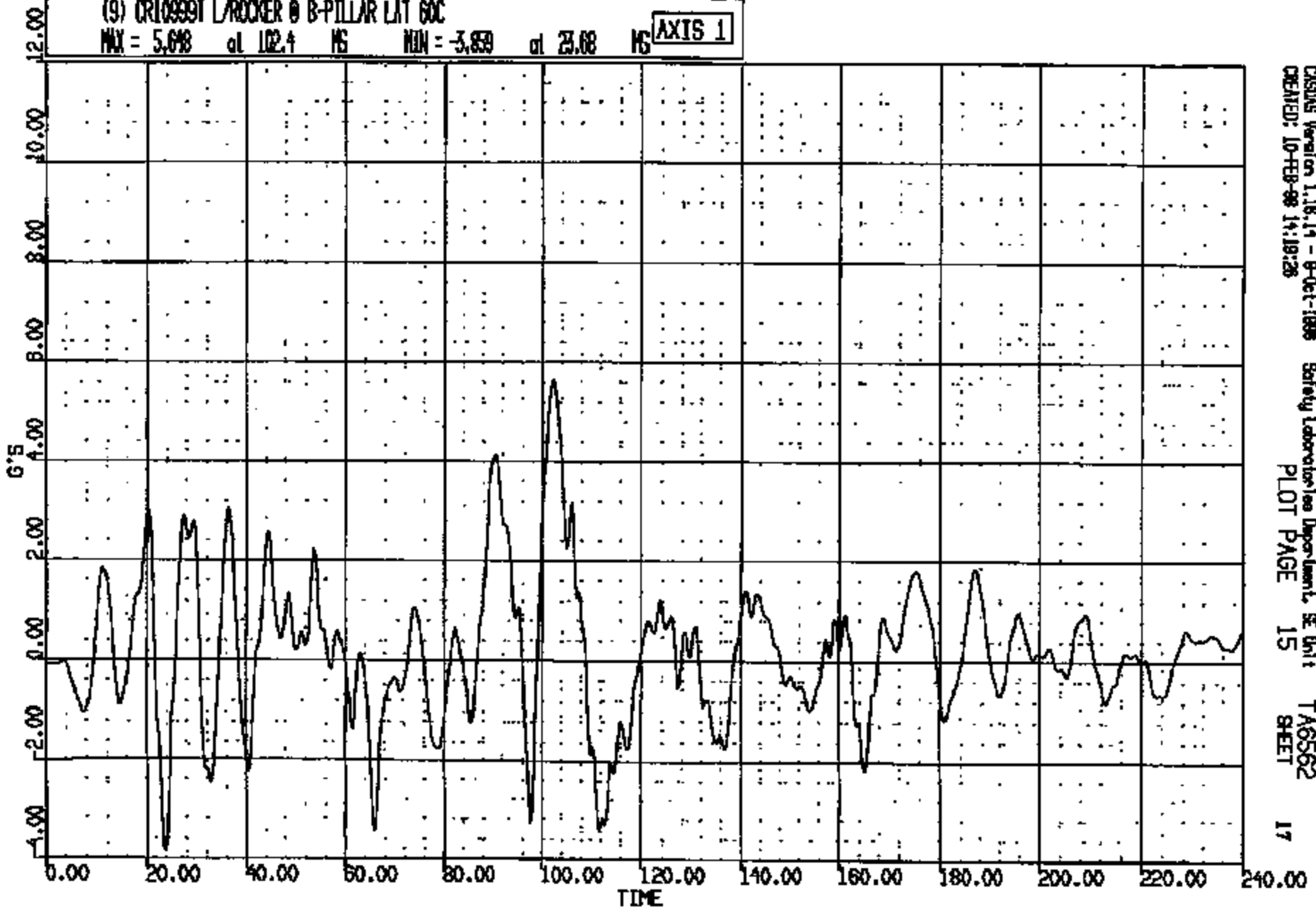


CRDS Version 1.16.14 - 8-Oct-1998 Safety Laboratories Department, SE Unit TAB582
CREATED: 10-FEB-99 14:19:25 PLOT PAGE 14 SHEET 16

CRIS 0010999

CR R: 10999 TO: TA6562 DATE: 980216 14:08:57
2000 DN-101

(9) CR10999T L/ROCKER @ B-PILLAR LAT 60C
MAX = 5.098 at 102.4 MS MIN = -3.859 at 23.68 MS **AXIS 1**

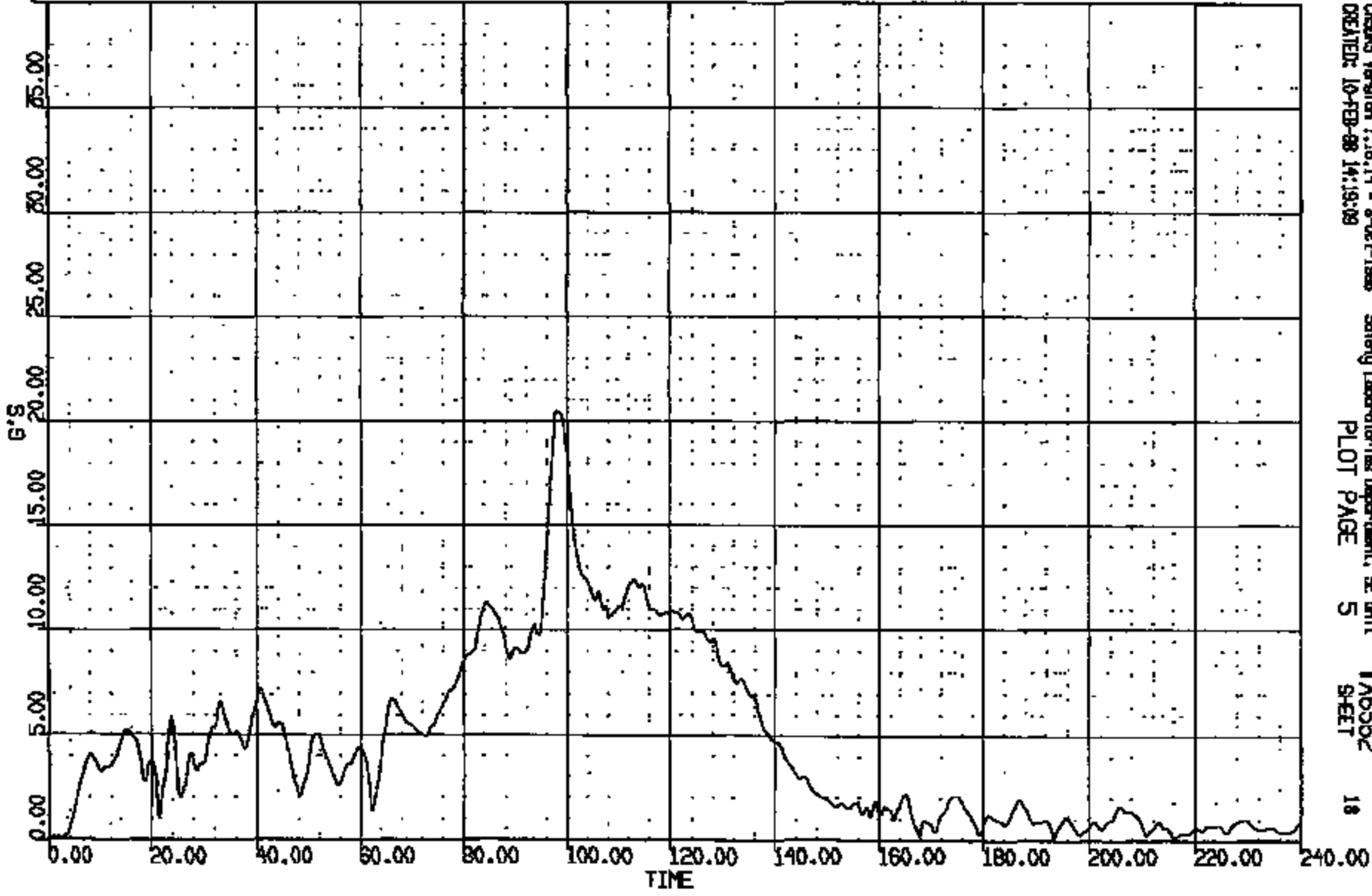


CADDS Version 1.16.14 - 9-Oct-1998 Safety Laboratory Department, SE Unit TA6562
CREATED: 10-FEB-98 14:19:28 PLOT PAGE 15 SHEET 17

CRTS 00109999

CR R: 10999 TO: TAB592 DATE: 980210 14:08:57
R000 DN-101

(1000) CR10999T L/ROCKER @ B-PILLAR RES 60C
MAX = 20.51 at 98.00 MS MIN = 0.9588E-01 at 1.280 MS **AXIS 1**

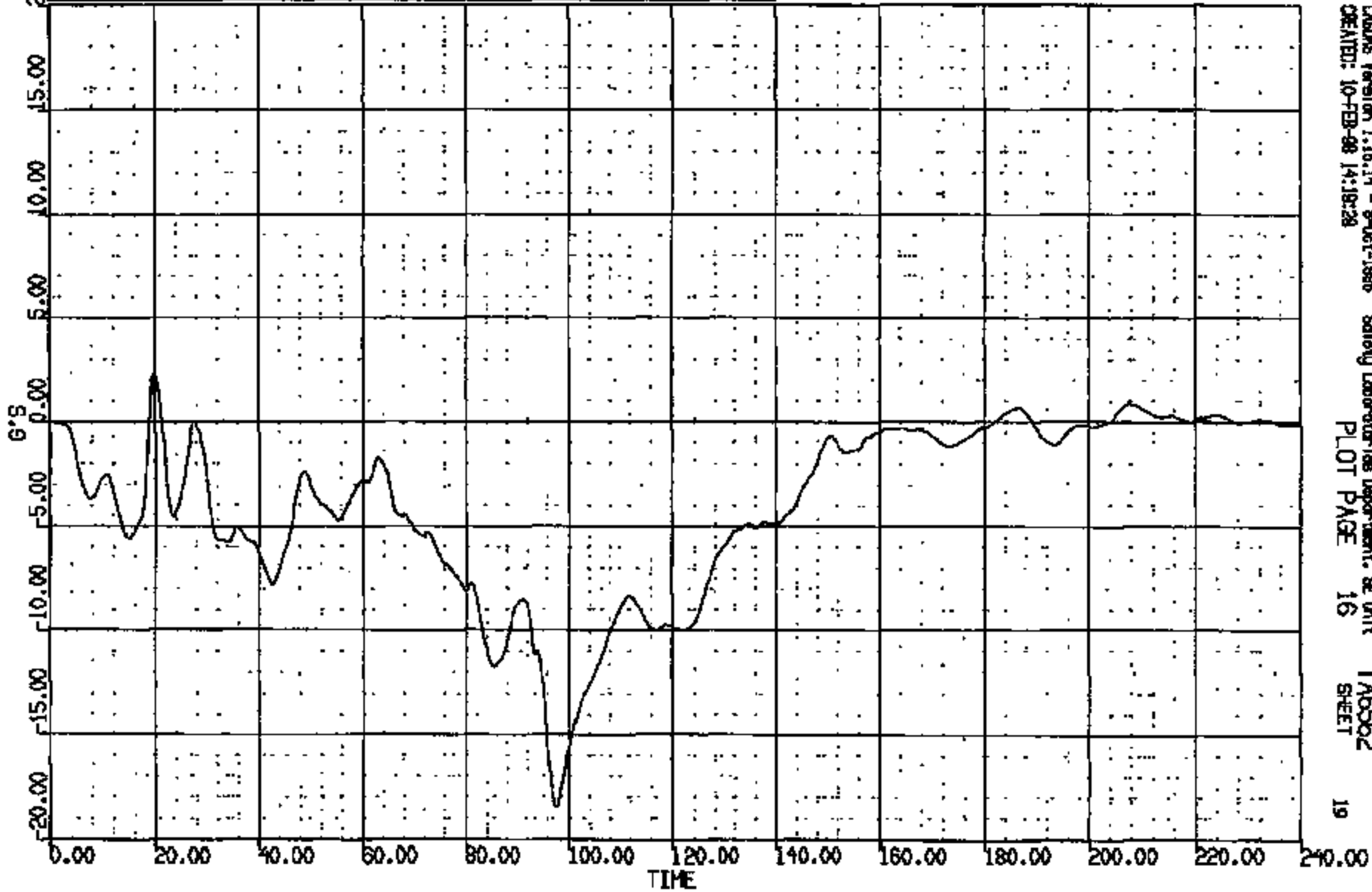


CRTS 0010999

CR R: 10999 TO: TA6562 DATE: 980210 14:08:57
2000 ON-101

(10) CR10999T R/ROCKER @ B-PILLAR LONG GOC

MAX = 2.510 at 19.84 MS MIN = -18.51 at 97.75 MS **AXIS 1**



CRAMS Version 1.18.14 - 9-Oct-1998
CREATED: 10-FEB-98 14:18:28

Safety Laboratories Department, SE Unit
PLOT PAGE 16

TA6562
SHEET

19

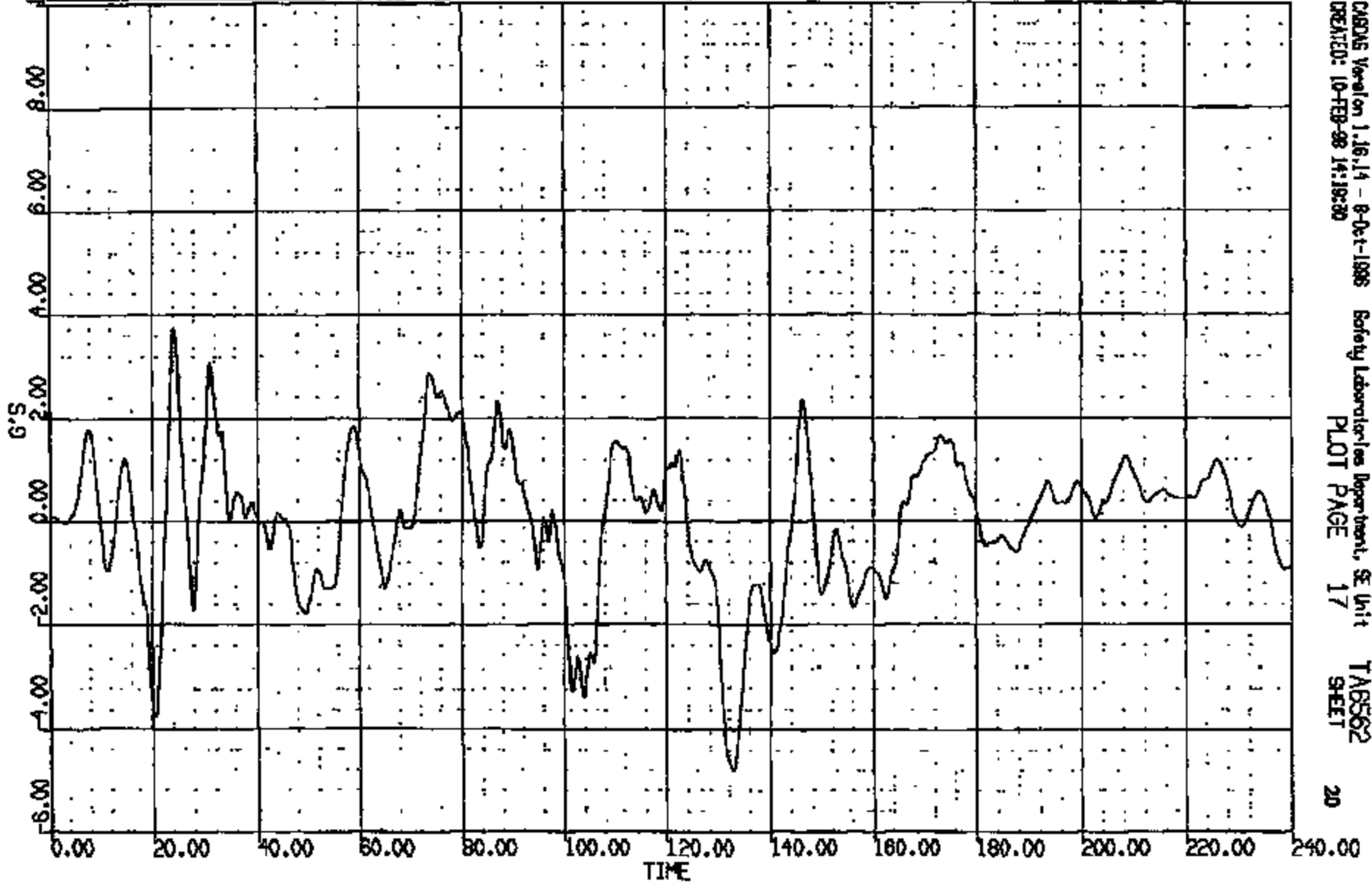
CRIS 0010999

CR R: 10999 TO: TAB562 DATE: 980210 14:08:57
2000 DN-101

(11) CR10999T R/ROCKER @ B-PILLAR VERT SOC

MAX = 3.735 at 24.16 MS MIN = -4.787 at 132.8 MS

AXIS 1



CRS05 Version 1.16.14 - 8-Oct-1988
CREATED: 10-FEB-98 14:18:30

Safety Laboratories Department, SE Unit
PLOT PAGE 17

TAB562
SHEET

20

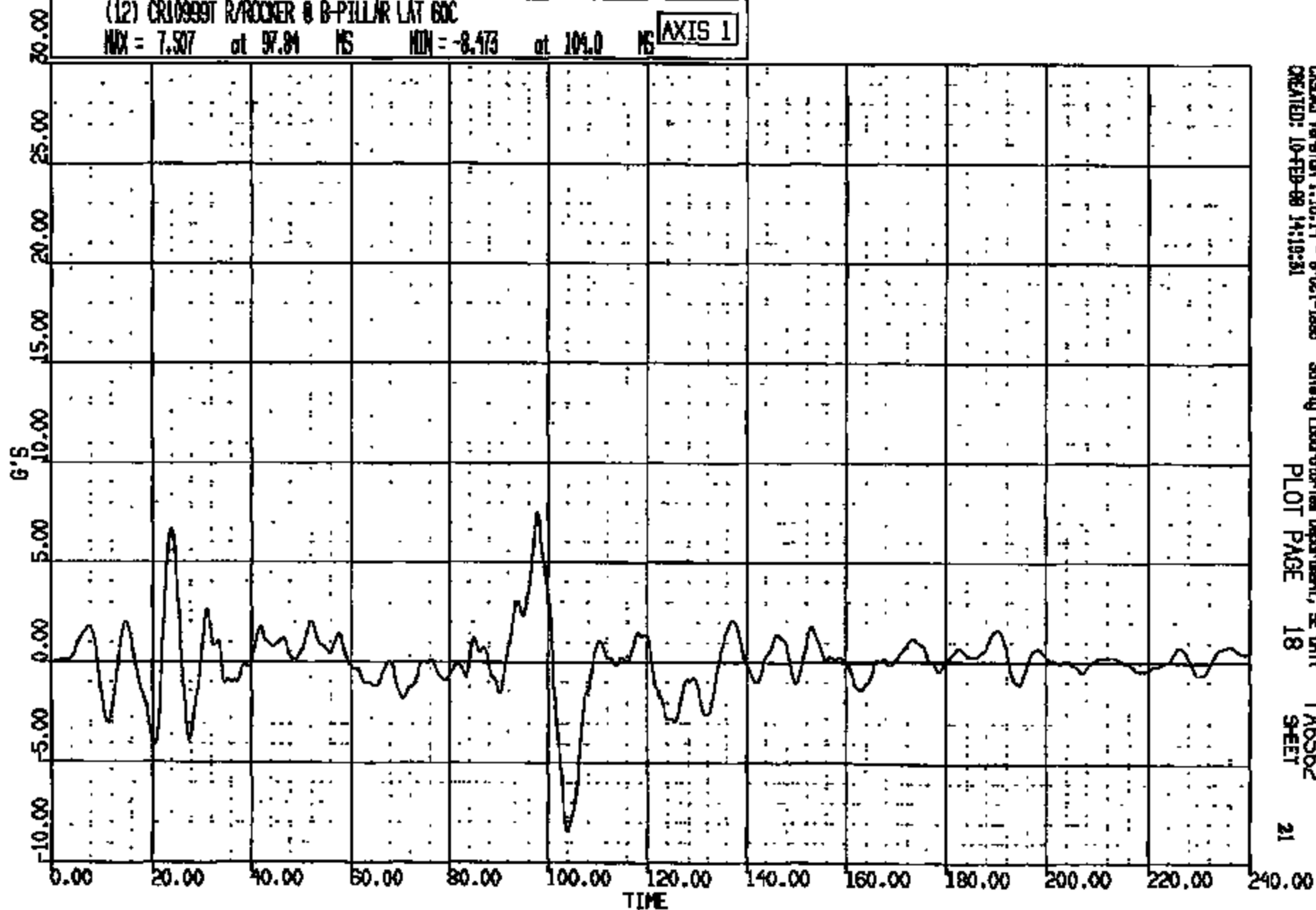
CRTS 0010999

DR R: 10999 TO: TA6562 DATE: 980213 14:08:57
2000 DN-101

(12) CR10999T R/ROCKNER @ B-PILLAR LAT 60C

MAX = 7.507 at 97.84 MS MIN = -8.473 at 104.0 MS

AXIS 1



CRTS 0010999

CASAS Version 1.18.14 - 8-02-1998
CREATED: 10-FEB-98 14:18:51

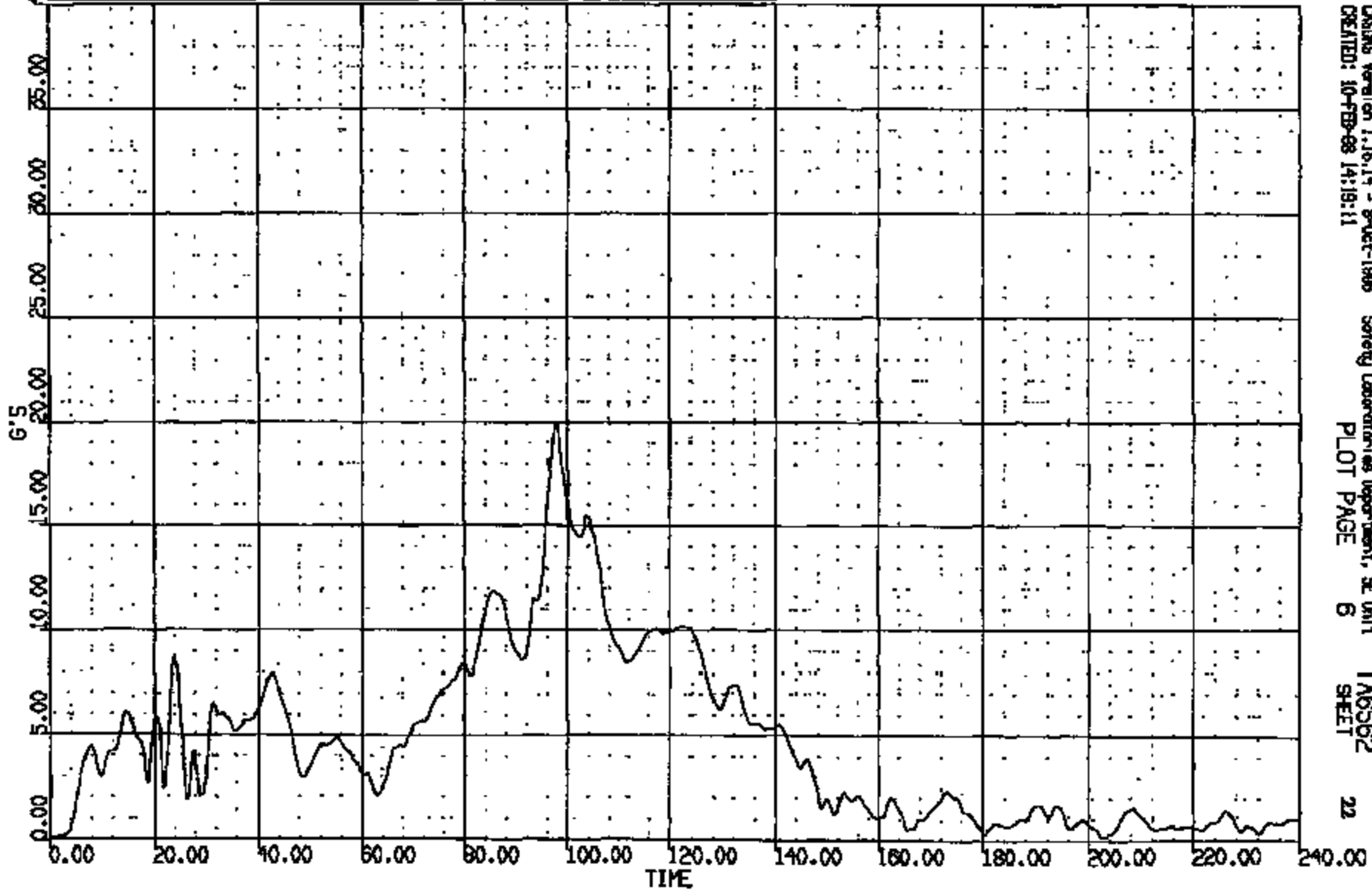
Safety Laboratories Department, SE Unit

PLOT PAGE 18 SHEET

21

UN R: 10999 TO: TA6562 DATE: 880210 14:08:57
2000 DN-101

(10002) CR10999T R/ROCKER @ B-PILLAR WES 60C
MAX = 19.97 at 97.84 NS MIN = 0.8129E-01 at 0.000 NS **AXIS 1**




CRTS 0010999

CRSIS Version 1.16.14 - 8-Oct-1988 Safety Laboratories Department, SE Unit
CREATED: 10-FEB-88 14:19:11 PLOT PAGE 6 SHEET 22

NR R: 10899 TO: TA6562 DATE: 980210 14:08:57
2000 DN-101

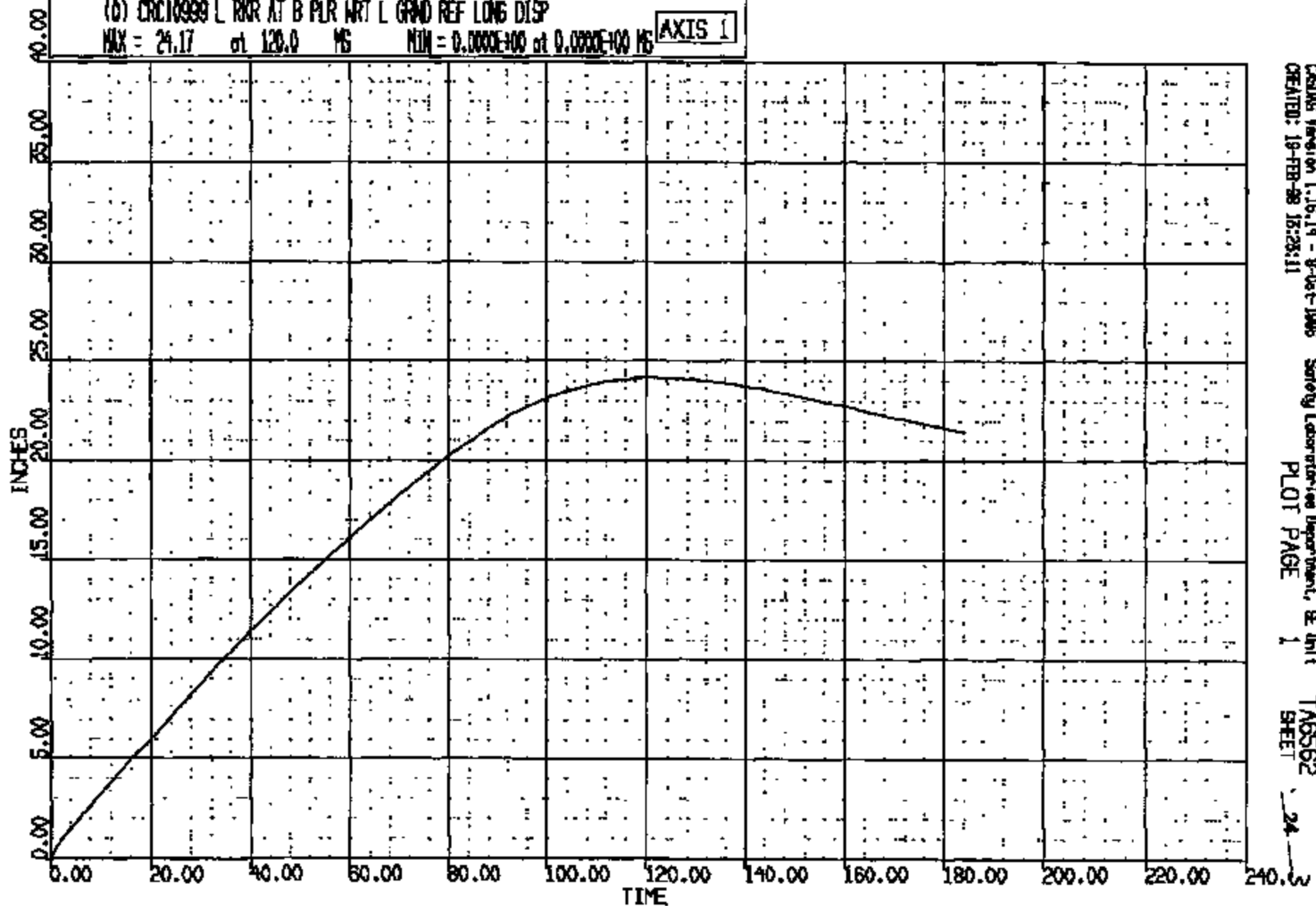
(13) CR10999T ALTERNATE T-ZERO SM 4000C
MAX = 0.9570 at -.7629E-05 MS MIN = 0.9570 at -.7629E-05 MS **AXIS 1**



CRIS 0010999

CR R: 10999 TO: TAB562 DATE: 880210 14:08:57
3000 DN-101

(D) CR010999 L RKR AT B PLR WRT L GRND REF LONG DISP
MAX = 24.17 at 120.0 MS MIN = 0.0000E+00 at 0.0000E+00 MS **AXIS 1**

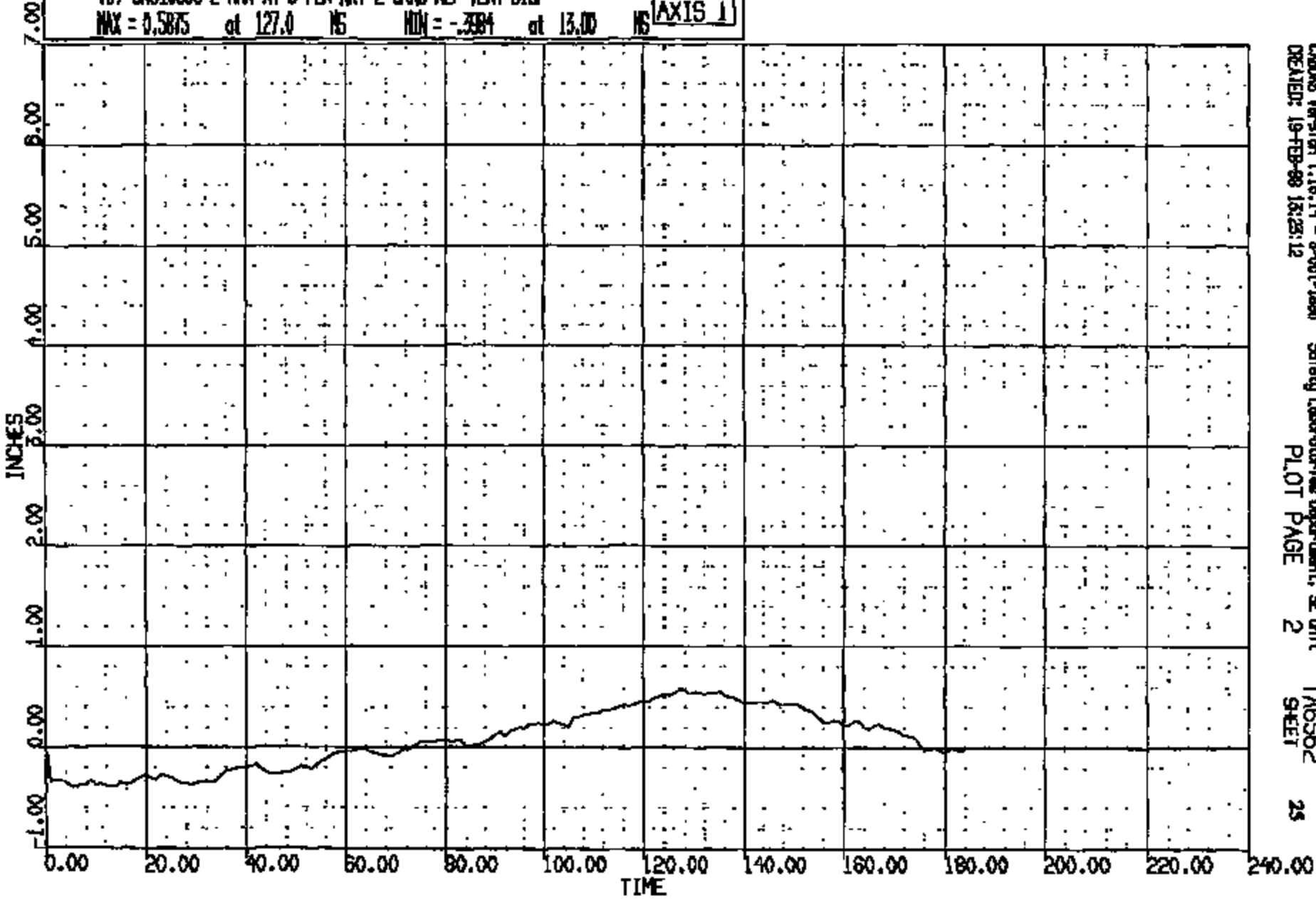


CR010999

CASINS Version 1.16.14 - 8-Oct-1988 Safety Laboratory Department, BE Unit
CREATED: 19-FEB-88 15:25:11 PLOT PAGE 1 TAB562 SHEET 24

CR R: 10999 TO: TAG562 DATE: 980210 14:08:57
2000 DN-101

(D) CRC10999 L RW AT B PLR WRT L GRND REF VERT DISP
MAX = 0.5875 at 127.0 NS MIN = -.384 at 13.00 NS **AXIS 1**



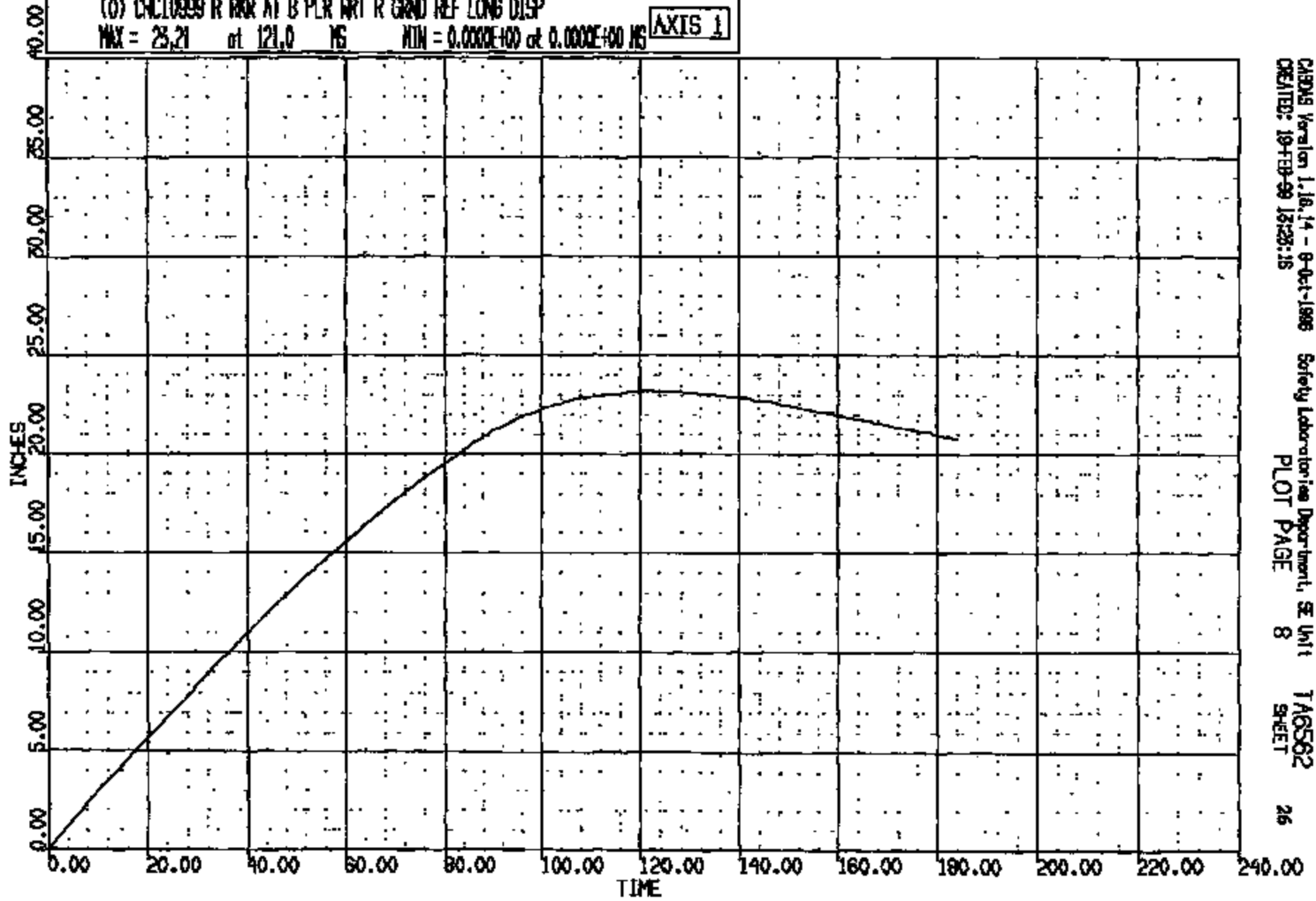
CRTS 0010999

CADMS Version 1.16.14 - 8-Oct-1998 Safety Laboratories Department, SE Unit TAG562 25
DRAWN: 19-FEB-98 16:23:12 PLOT PAGE 2 SHEET

MR R: 10999 TO: TAB562 DATE: 990216 14:08:57
2000 DN-101

(0) CNC10999 R WGR AT B PLR WRT R GRND REF LONG DISP
MAX = 23.21 at 121.0 MS MIN = 0.0000E+00 at 0.0000E+00 MS

AXIS 1



CRTS 0010999

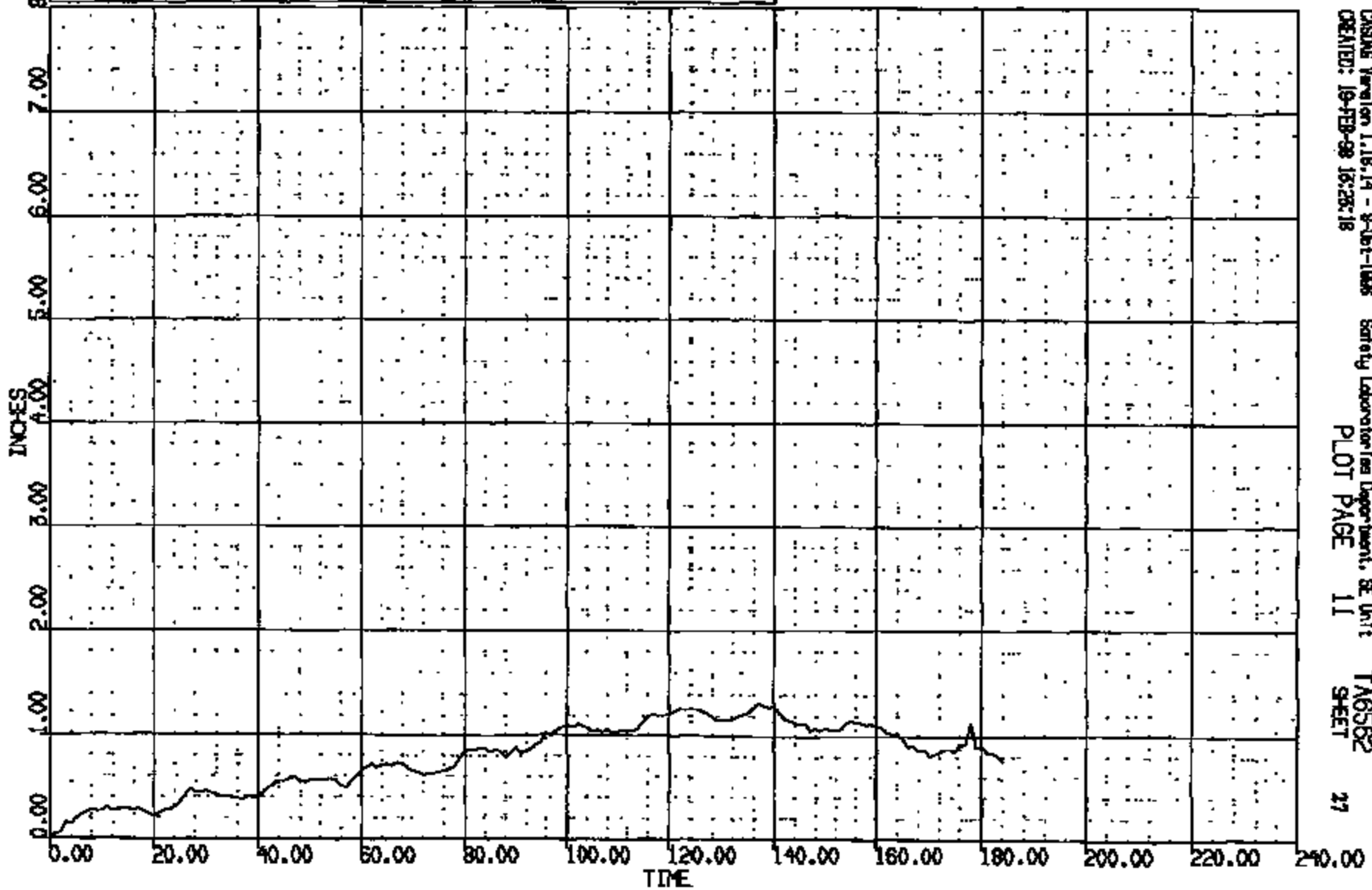
CARDAS Version 1.16.14 - 9-Oct-1986
CREATED: 19-FEB-99 13:23:15

Safety Laboratories Department, SE Unit
PLOT PAGE 8
TAG562 SHEET

26


R: 10999 TO: TA6562 DATE: 980210 14:08:57
2000 DN-101

(0) CRC10999 R RNR AT B PLR NRT R GRND REF VERT DISP
MAX = 1.322 at 137.0 MS MIN = 0.0000E+00 at 0.0000E+00 MS **AXIS 1**



CRTS 0010999

CASMG Version 1.16.14 - 9-Oct-1998 Safety Laboratory/tes Department, SE Unit
CREATED: 19-FEB-98 16:26:18
PLOT PAGE 11
TA6562
SHEET 27



Name:

10999001.JPG

CRTS 0010999



Name :

10999002.JPG

CRTS 0010999



Name: 10999003.JPG




Name:

10999004.JPG



Name: 10995005.JPG


CRTS 0010999



Name :


10999006.JPG

CRTS 0010999



Name : 10999007.JPG

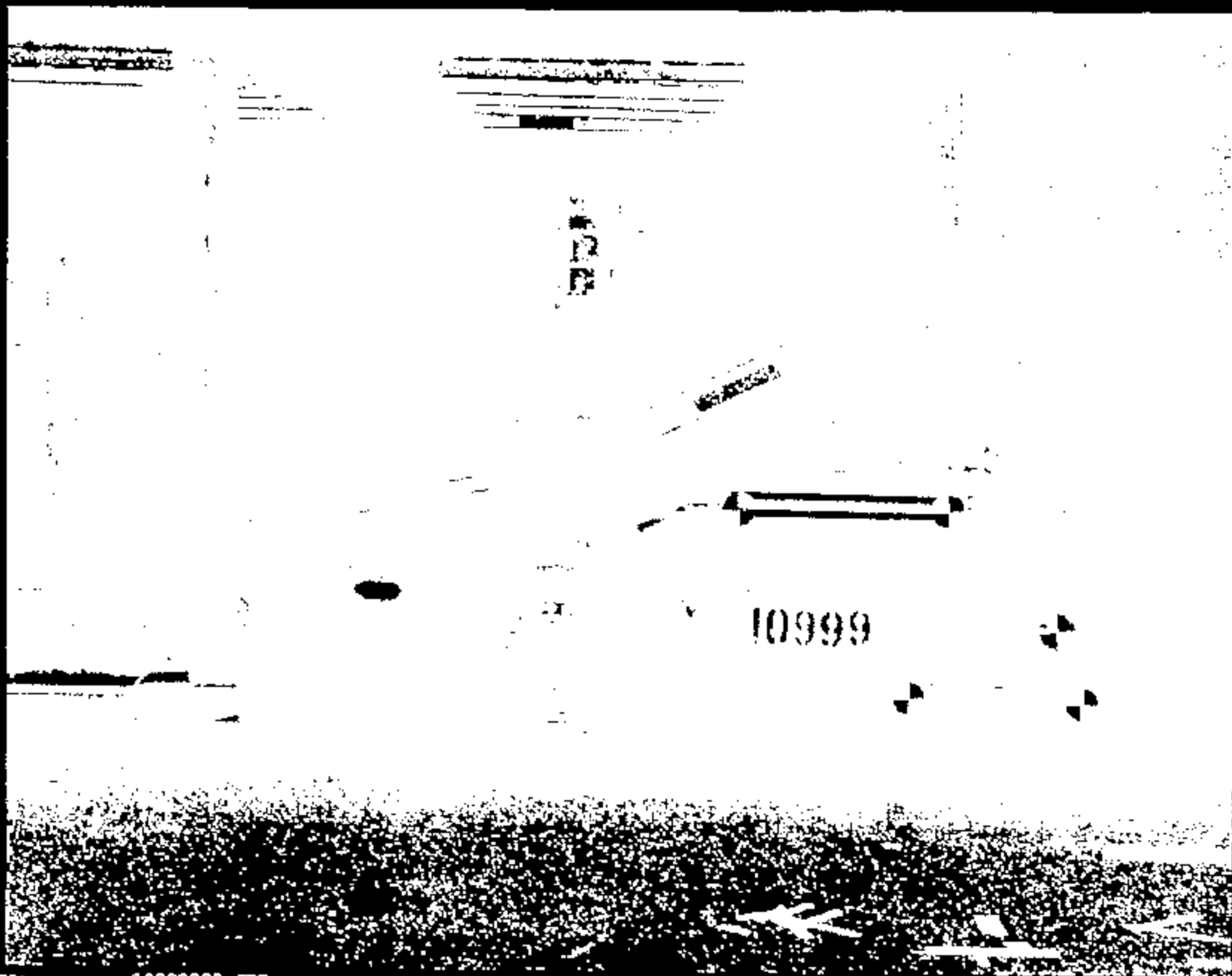
CRIS 0010999



Name:

10999008.JPG


CRIS 0010999



Name:

10999009.JPG


CRIS 0010999



Name:

10999010.JPG


CRTS 0010999



Name :

10999011.JPG

CRIS 0010999



Name:

10999012.JPG

CRIS 0010999



Name :


10999013.JPG

CRJTS 00109999




Name:

10999014.JPG




Name: 10999015.JPG

CRIS 0010999



10999016.JPG




Name: 10999017.JPG



Name: 10999018.JPG




Name: 10999019.JPG



Name: 10999020.JPG

CRTS 0010999



CRTS 0010999

Name:

10999021.JPG



Name:

10999022.JPG


CRTS 0010999



Name:

10999023.JPG


CRTS 0010999



Name:

10999024.JPG


CRIS 0010999



Name:

10999025.JPG

CRTS 0010999



CRIS 0010999

Name:

10999026.JPG



Name:

10999027.JPG

CRTS 0010999



Name:

I0999028.JPG

CRTS 0010999



Name:

10999029 .JPO

CRTS 00109999



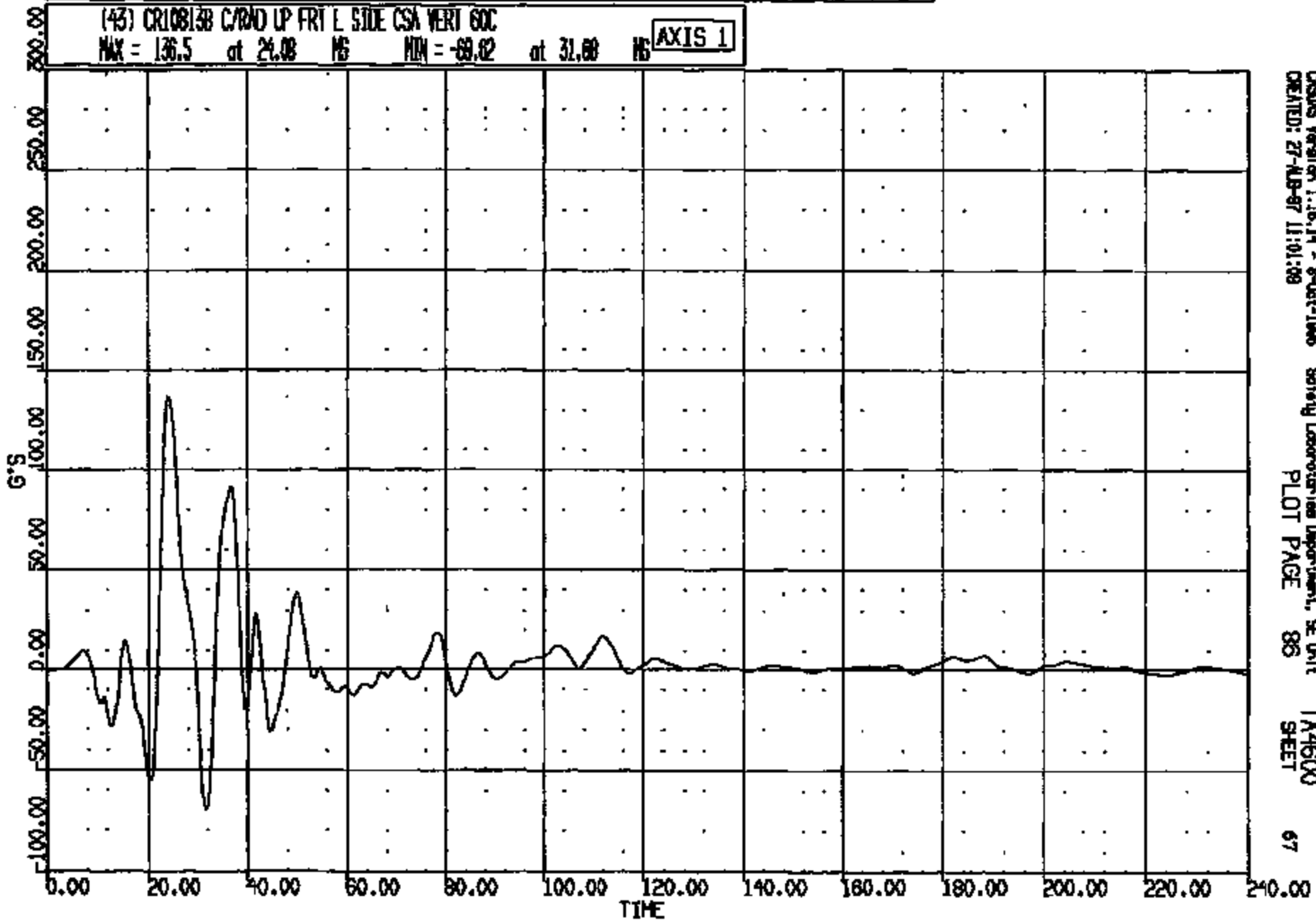
Name:

10999030.JPG

CRTS 0010999

OR R: 10815 TO: TA4600 DATE: 970827 10:11:02
199X DN-101 UNKNOWN

(43) CR108138 C/RND UP FRT E SIDE CSA VERT GOC
MAX = 136.5 at 24.08 MS MIN = -69.02 at 31.60 MS **AXIS 1**



CRSUS Version 1.18.14 - 8-Oct-1998 Safety Laboratories Department, SE Unit TA4600
CREATED: 27-AUG-97 11:01:39 PLOT PAGE 86 SHEET 67


CRTS 0010813



CRTS 0010999

Name:


10999032.JPG



Name:

10999033.JPG

CRTS 0010999



Name :

10999034.JPG

CRTS 0010999



Name: 10999035.JPG




Name :

10999035.JPG



Nome:

10999037.JPG



Name: 10999038.JPG



GTO Test Request

Requester/Coordinator (PROPS ID):

KEWING

KURT EWING

Testing Activity:
Crash Barrier Test Lab

Date Submitted:
28-JAN-08

Requested Completion Date:
08-FEB-08

Requester Reference Number:

Test Procedure Number:
CRB-00

Test Title and / or Subject of Test:
DN101 17 MPH FRONTAL POLE IMPACT

Billable Requester's Dept No.:
T851 AV2215A

Workorder/Work Order Number:
P14

Test conducted to certify control item compliance with Government Regulations:

Billable Requester's PROPS ID:
KEWING

Billable Requester's Name:
KURT EWING

Yes: No:

Complete the following two questions as indicated

1 - Rational for not replacing this test by CAE Analysis:

- No CAE Methodology or process available
- For CAE Correlation
- Insufficient confidence in CAE
- To obtain basic data for CAE
- Replacement or Improvement of existing Test
- Testing is Quicker
- Mandatory or Regulatory
- Certification
- Development test for FBS
- Not applicable

Other:

(Check appropriate boxes)

2 - What is the expected Test Outcome:

- Results will meet DVP/PCR requirements
- System Component will not meet Test specification
- Unknown
- Above is Based on CAE?

Other:

"RECORD COPY"
 Schedule No. 17-7-12
 Retain Until 2018

(Check appropriate boxes)

Test Purpose/Test Procedure or Description of Test:

Custom Test Procedure T857-320

SEE ATTACHMENTS: • **BARRIER TEST REQUEST**
• **TEST INSTRUMENTATION REQUEST SHEET**

Signature Approvals (As Required for Control Purposes)

Requesting Engineer KURT EWING

Testing Engineer _____

Requesting Supervisor/Manager JIM BOLAND

Testing Supervisor _____

BARRIER TEST REQUEST

TA8542

TEST OBJECTIVE: AIR BAG SENSOR PERFORMANCE EVALUATION
 IMPACT SPEED (MPH): 17
 TEST PROCEDURE: CR8-00 CUSTOM SETUP.
 IMPACT TEST VEHICLE FRONTALLY INTO 8" DIA. POLE @ VEHICLE LONGITUDINAL CL.

TEST VEHICLE VIN: 1FALP52U8VG215862 TASK NO.: F14
 MODEL: DN101 BILLABLE DEPT.: T351
 MODEL YEAR: 1998

FUEL: TYPE: NONE FILL LEVEL (GAL.): NA

CURB WEIGHT (LBF.): FRONT = 2131 REAR = 1183 TOTAL = 3204
 TEST WEIGHT (LBF.): FRONT = 2310 REAR = 1998 TOTAL = 4308
 +- = 26

*F: 2311
 2004
 4315*

RIDE HEIGHTS (IN.): FRONT = LEVEL RKR REAR = LEVEL FOR
 +- = TO GROUND +- = TO GROUND

WEIGH UP INSTRUCTIONS:

MAY REMOVE: EXHAUST, DECK LID, DOOR GLASS, INTERIOR TRIM
 DO NOT PLACE WEIGHT: FRONT FOOTWELLS.
 MAX ADD TO ENGINE: 75 LBF.
 LOAD TO TEST WEIGHT & LEVEL ROCKERS WRT GROUND.
 SPRING INSERTS ACCEPTABLE.

OCCUPANT TYPE: LEFT FRONT = HYBRID 2 80TH %
 RIGHT FRONT = HYBRID 2 80TH %

DUMMY POSITIONING: ST-14 DRIVER FOOT-REST: YES

	LONG	VERT	BACK ANGLE (DEG.)	PKG CHECK
LEFT FRONT =	MID	FULL DOWN	26.3 (FROM TRIM)	N
RIGHT FRONT =	MID	FULL DOWN	26.3 (FROM TRIM)	N

	BELT	PYRO BELT	FRT BAG	SIDE BAG
LEFT FRONT =	NONE			
RIGHT FRONT =	NONE			

SENSOR SYSTEM: LIVE SYSTEM TRIGGER.

DIMENSIONAL ANALYSIS: NONE

BARRIER TEST REQUEST

TA6682

STILL PHOTO: STANDARD PRE & POST TEST

HIGH SPEED FILM

OFFBOARD			ONBOARD		
1	RIGHT	OVERALL			
2	RIGHT	A-PILLAR FORWARD			
3	RIGHT	DUMMY KINEMATICS			
4	LEFT	OVERALL			
5	LEFT	A-PILLAR FORWARD			
6	LEFT	DUMMY KINEMATICS			
7	OVERHEAD	OVERALL			
8	OVERHEAD	A-PILLAR FORWARD			
9	PIT	A-PILLAR FORWARD			
TOTAL OFFBOARD =			9	TOTAL ONBOARD =	
				0	

FILM ANALYSIS: LEFT ROCKER @ B-PILLAR WRT GROUND
 RIGHT ROCKER @ B-PILLAR WRT GROUND
 LEFT DUMMY HEAD WRT LEFT ROCKER @ B-PILLAR
 RIGHT DUMMY HEAD WRT RIGHT ROCKER @ B-PILLAR

DIGITIZED FILM: NONE

SPECIAL BUILD INSTRUCTIONS:

- 1 UPDATE FRONT BUMPER BEAM & ISOLATOR
- 2 REMOVE AIR BAGS AND REPLACE W/ RESISTORS
- 3 ADD FRONT CRASH SENSOR & ACCEL ON RAD SUPPORT CENTER.

CONTACTS:

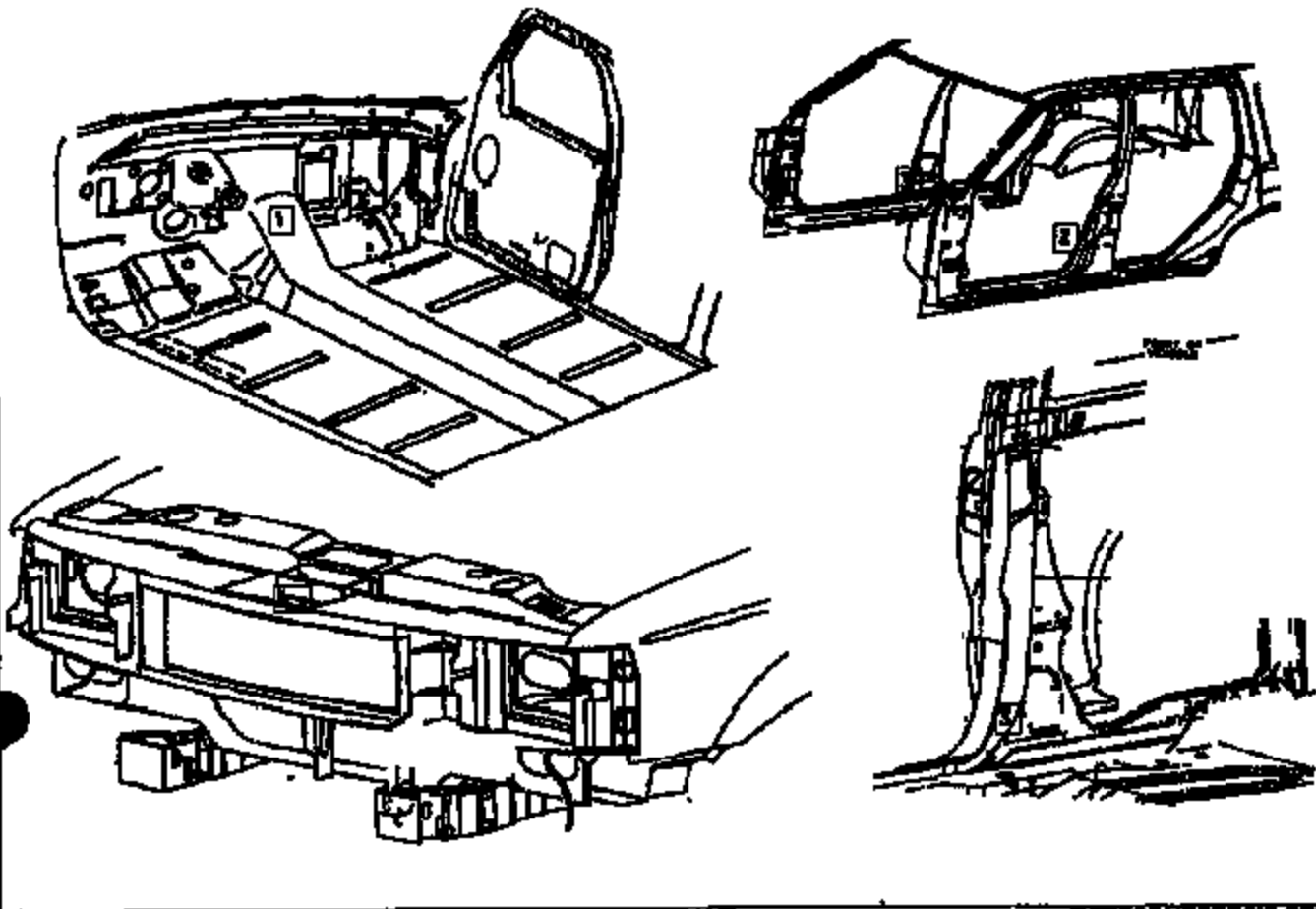
	NAME	PHONE	PAGER
REQUESTOR:	K. EWING	24-88185	KEM
BLD. COORD:	B. PAGANO	32-30846	BPAG
SUPERVISOR:	M. JIROSEK	32-38868	MJUR

#17-705 801

SENSOR MAP

Program: DN101
 Vehicle ID: 3318VZ28
 Build level: DN101
 Test Mode: 17 mph pole frontal

Engineer: Mike Arrin
 Phone #: 33-78274
 Date: 1/15/98
 Time: 3:14 PM

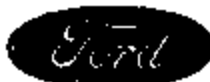


Sensor Callouts only

	Location Name		Supplier	Output	Nominal (+/-)	Max/Min	Serial #
1	FRT_FLOOR_PAB_R_C/L (LHD BCB Location)	_RCR	ACD	None	ECB		92460
1	FRT_FLOOR_PAB_R_C/L	_RCR	accsl	TRAX	on RCR		
2	L/R-PLR_LOWER_INNER	_SR	accsl	TRAX			
3	R/R-PLR_INNER_LOWER	_SR	accsl	TRAX			
4	C/RAD UP FRT	_ACD	ACD1	None	FCB		112097F
4	C/RAD UP FRT	_SR	accsl	TRAX	Next to FCB		

FCB BOX SERIAL NUMBER: 000307A

Note: All ACD supplier parts require 12V supply



"RECORD COPY"
 Schedule No. 7-7-12
 Retain Until 2017
 CONFIDENTIAL

FINAL TEST REPORT

**Global Test Operations
 Advanced Vehicle Technology**

TO: J. Boland

Test Order No. T-A8777
Work Task W. O. No. KR139
Test Date 2/28/98
Date Reported 6/29/99
Sheet 1 of 95

SUBJECT: Crash Test 11009 (90° Front Bumper Override Impact at 10.1 ± 0.4 mph, 16.8 ± 0.8 km/h) - 2000 Taurus (LN-10L) 4-Door Sedan

REQUESTED BY: Vehicle Safety and CAE Department, Advanced Vehicle Technology - K. Ewing

OBJECT: To obtain development data relative to air bag system sensors.

SUMMARY OF TEST RESULTS: See Section 1.0 for air bag system sensor data.

M. L. Foster

M. Foster
 Test Development Engineer

Stephen M. Lesh 6/29/99
 Concur: S. Lesh
 Section Supervisor
 Operations Engineering Section

VEHICLE DATA:

Make and Model	2000 Taurus (DN-101) 4-Door Sedan	
ID Numbers	1FALP6210TG147480, 565-T-696	
Power Train	3.0L, EFI, Automatic Transaxle	
Fuel Tank(s)	Test Condition: Empty	
Front Seat(s)	Type: Bucket Cover: Cloth Tracks/Position: Manual/Mechanical Mid Seat Backs/Position: Adjustable/26.0° Rear of Vertical Head Restraints/Position: Adjustable/Up	
Restraint System	LF & RF: None Used	
Occupants	LF & RF: 50th Percentile Male, Hybrid II, Uninstrumented	
Test Weight	Front: 2294 lb (1041 kg) Rear: 1580 lb (717 kg) Total: 3874 lb (1757 kg)	
Tires	Front: P205/65R15 Rear: P205/65R15 Spare: Removed	32 psi (221 kPa) 32 psi (221 kPa)
Significant Content or Accessories:	Air Conditioning, Power Steering, Power Brakes, Tilt Steering Wheel	

GENERAL TEST COMMENTS:

1. Test Procedure

The test was performed according to the following Corporate test procedure(s):

Fixed Barrier Collision, T667-ST-14 dated July 17, 1996.

1.1 Vehicle Alignment

The test vehicle was aligned perpendicular and in line to a fixture simulating the rear of a large truck mounted to the fixed barrier face. The fixture was mounted to the fixed barrier such that its lower edge was aligned with horizontal strut on front grille.

2. Remarks

Crash movies, pre- and post- crash still images of the test vehicle and copies of this report are available through the Operations Engineering Section, Safety Laboratories Department, GTO. The crash still images are stored and archived on CD ROMs. The file names of the still images are listed under crash number and a three digit sequence number which are 11009001 through 11009085.

TEST RESULTS:**1.0 Sensor Development:**

Time histories of the dummy dynamic displacements obtained from Film Analysis are included in this report.

Time histories of the air bag/sensor(s) are included in this report.

Time histories of any requested derived data (i.e. integrations, etc.) were given to the requesting activity and are not included in this report.

2.0 Vehicle Crush, Film Analysis and/or Instrumentation Data

Maximum Dynamic Longitudinal Crush
in. (mm)

Left Side	18.7	(494)
Right Side	16.4	(417)

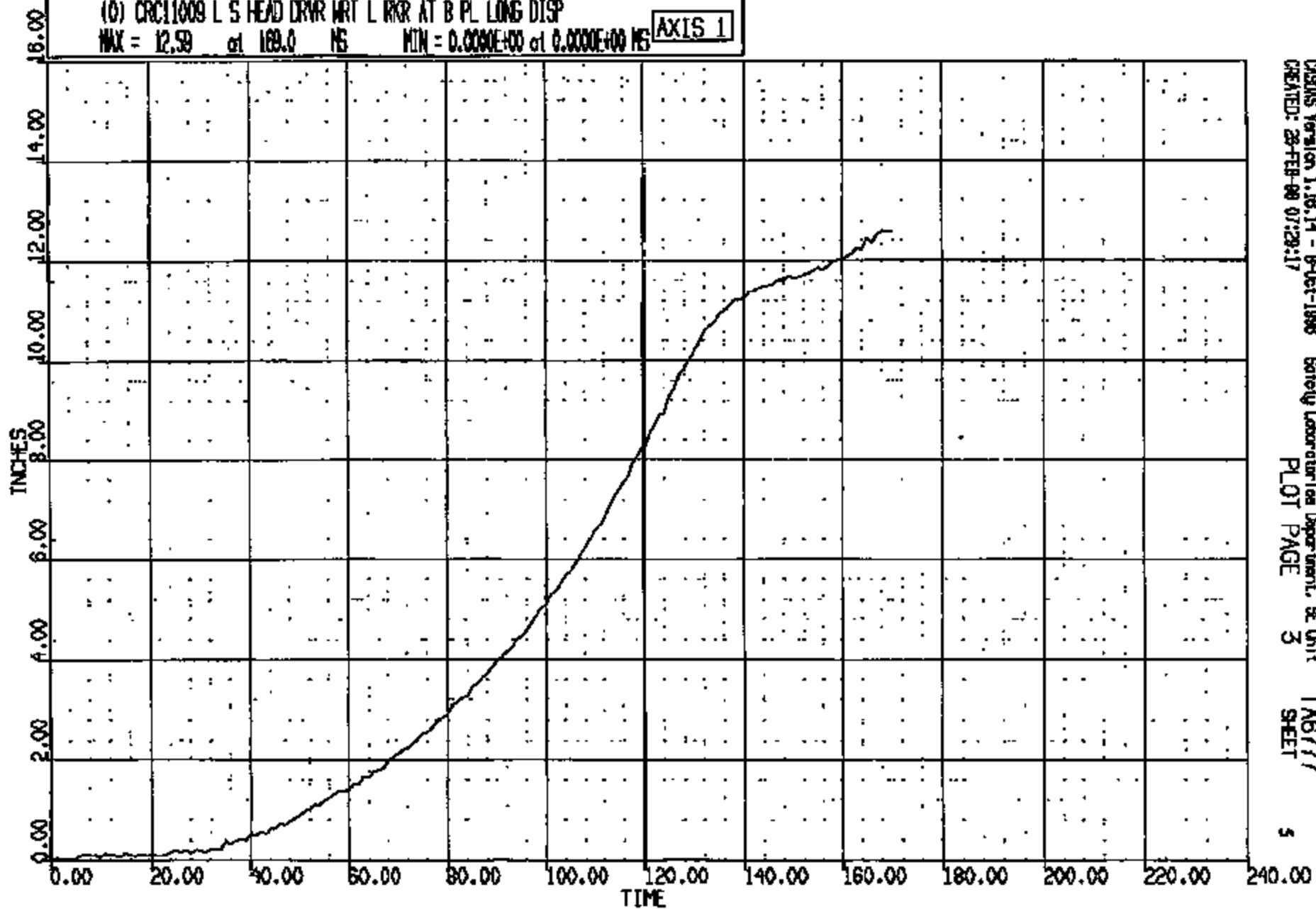
Time histories of the vehicle accelerations and other instrumentation are included in this report.

Time histories of vehicle dynamic displacements obtained from Film Analysis are included in this report.

Time histories of any requested derived data (i.e. integrations, etc.) were given to the requesting activity and are not included in this report.

CR R: 11000 TO: TA6777 DATE: 880228 09:18:17
199X DN-101

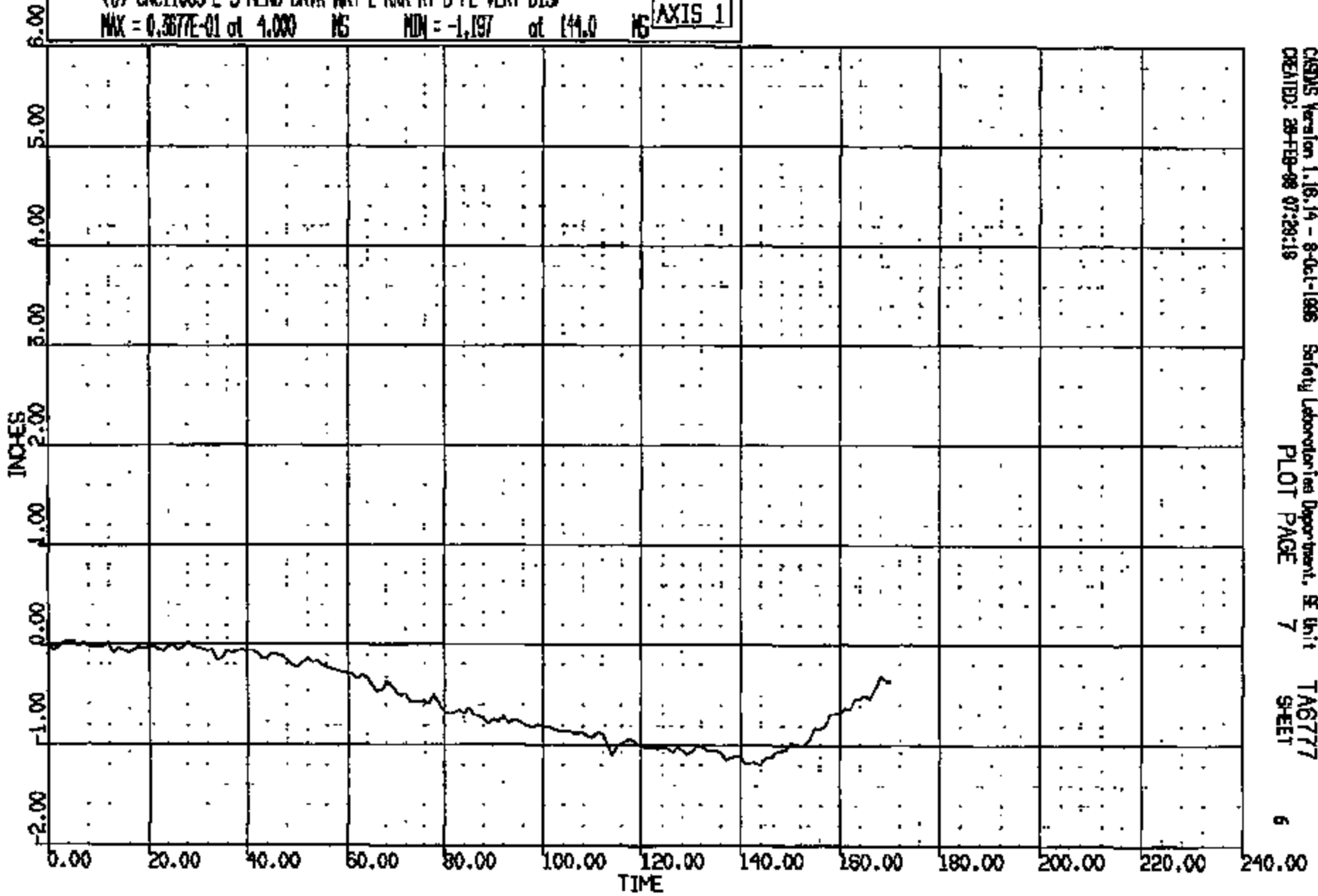
(D) CRC11009 L S HEAD DRVR WRT L RKR AT B PL LONG DISP
MAX = 12.59 at 169.0 MS MIN = 0.0000E+00 at 0.0000E+00 MS **AXIS 1**



CRTS 0011009

CR R: 11009 TD: TAB777 DATE: 980225 09:18:17
199X DN-101

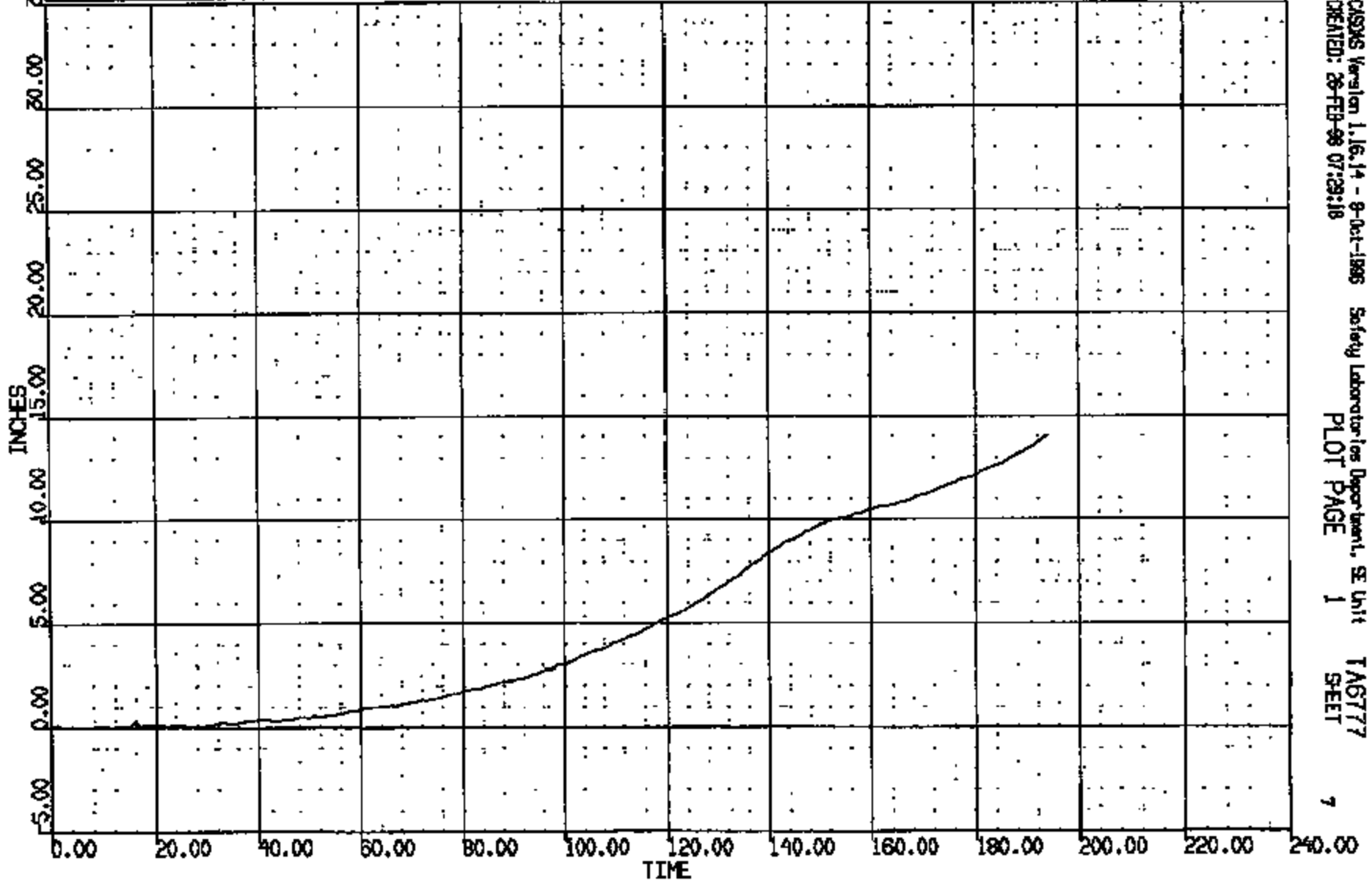
(0) CRC11009 L S HEAD DRVR WRT L RROR AT B PL VERT DISP
MAX = 0.3677E-01 at 4.000 MS MIN = -1.197 at 144.0 MS **AXIS 1**



CRTS 0011009

CR R: 11009 TO: TA6777 DATE: 860225 09:18:17
199X DN-101

(0) CRC11009 R S HEAD PSNGR WRT R RGR AT B P LONG DISP
MAX = 14.07 at 194.0 MS MIN = -.1390E-01 at 8.000 MS **AXIS 1**

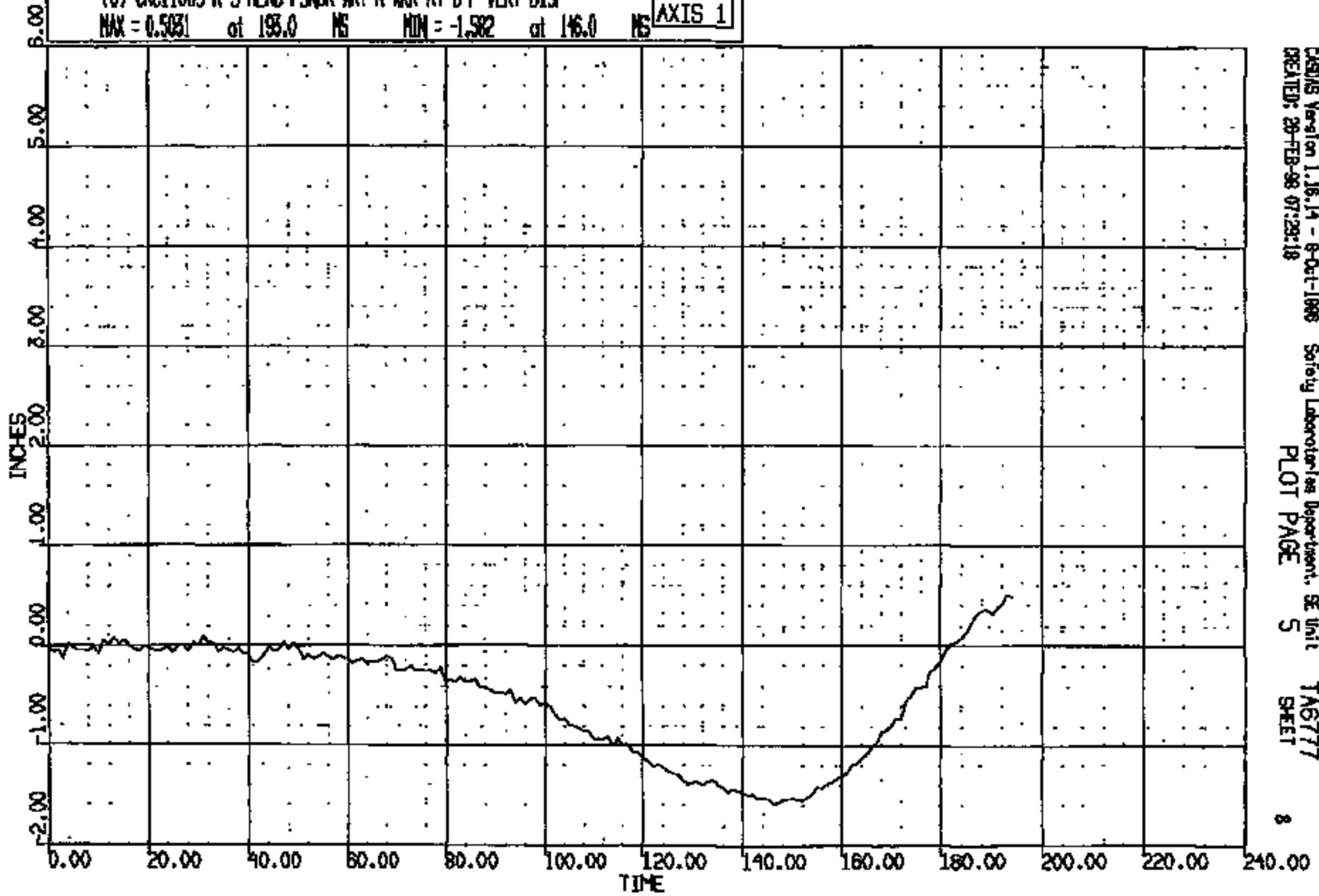


CASYS Version 1.16.14 - 9-Oct-1995 Safety Laboratories Department, SE Unit TA6777
CREATED: 28-FEB-96 07:29:18 PLOT PAGE 1 SHEET 7

CRTS 0011009

CR R: 11009 TO: TA6777 DATE: 980225 09:18:17
198X DN-101

(0) CRCT1009 R 5 HEAD PSNR ART R WR AT B P VERT DISP
MAX = 0.5081 at 198.0 MS MIN = -1.582 at 146.0 MS **AXIS 1**



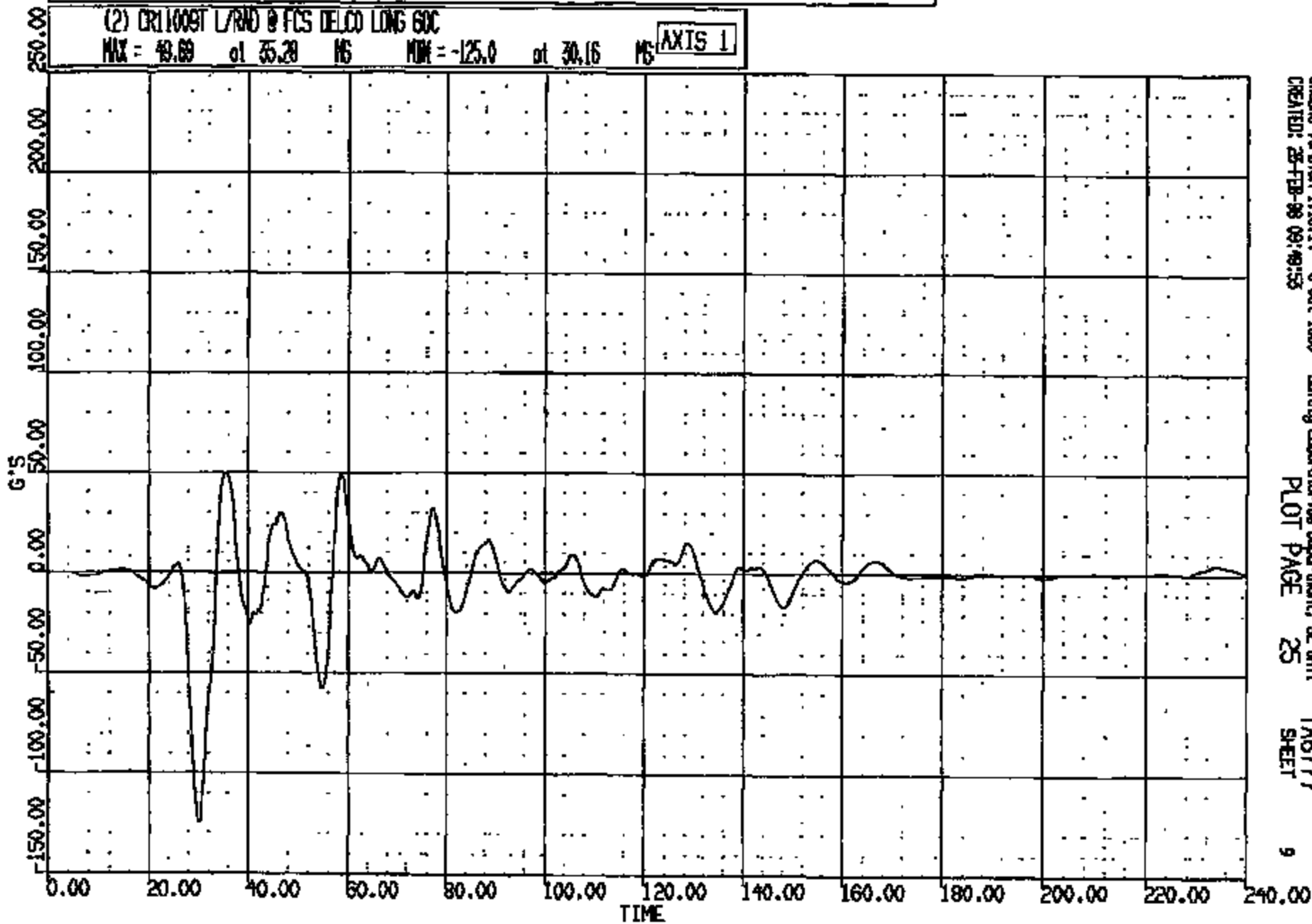
CRTS 0011009

CR R: 11009 TO: TAB777 DATE: 980225 09:18:17
199X DN-101

(2) CR11009T L/RND @ FCS DELCO LONG GDC

MAX = 49.69 at 35.28 MS MIN = -125.0 at 30.16 MS

AXIS 1



CASION Version 1.16.14 - 8-Oct-1998
CREATED: 25-FEB-98 09:49:53

Safety Laboratory Department, SE Unit
PLOT PAGE 25

TAB777
SHEET

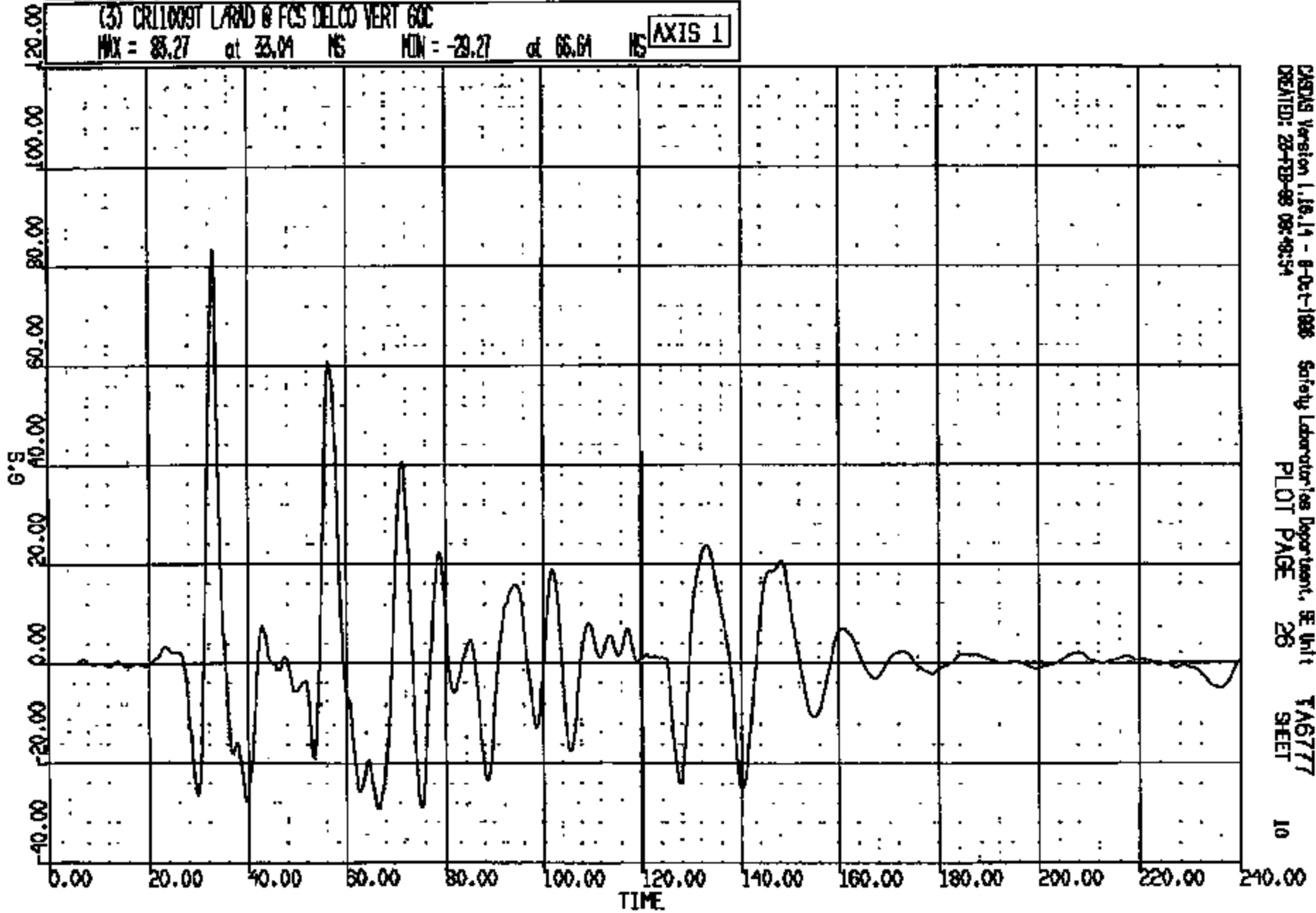
CRTS 0011009

CR R: 11009 TO: TA6777 DATE: 990225 09:18:17
199X DN-101

(3) CR11009T L/RAD @ FCS DELCO VERT 60C

MAX = 85.27 at 33.04 MS MIN = -29.27 at 66.04 MS

AXIS 1

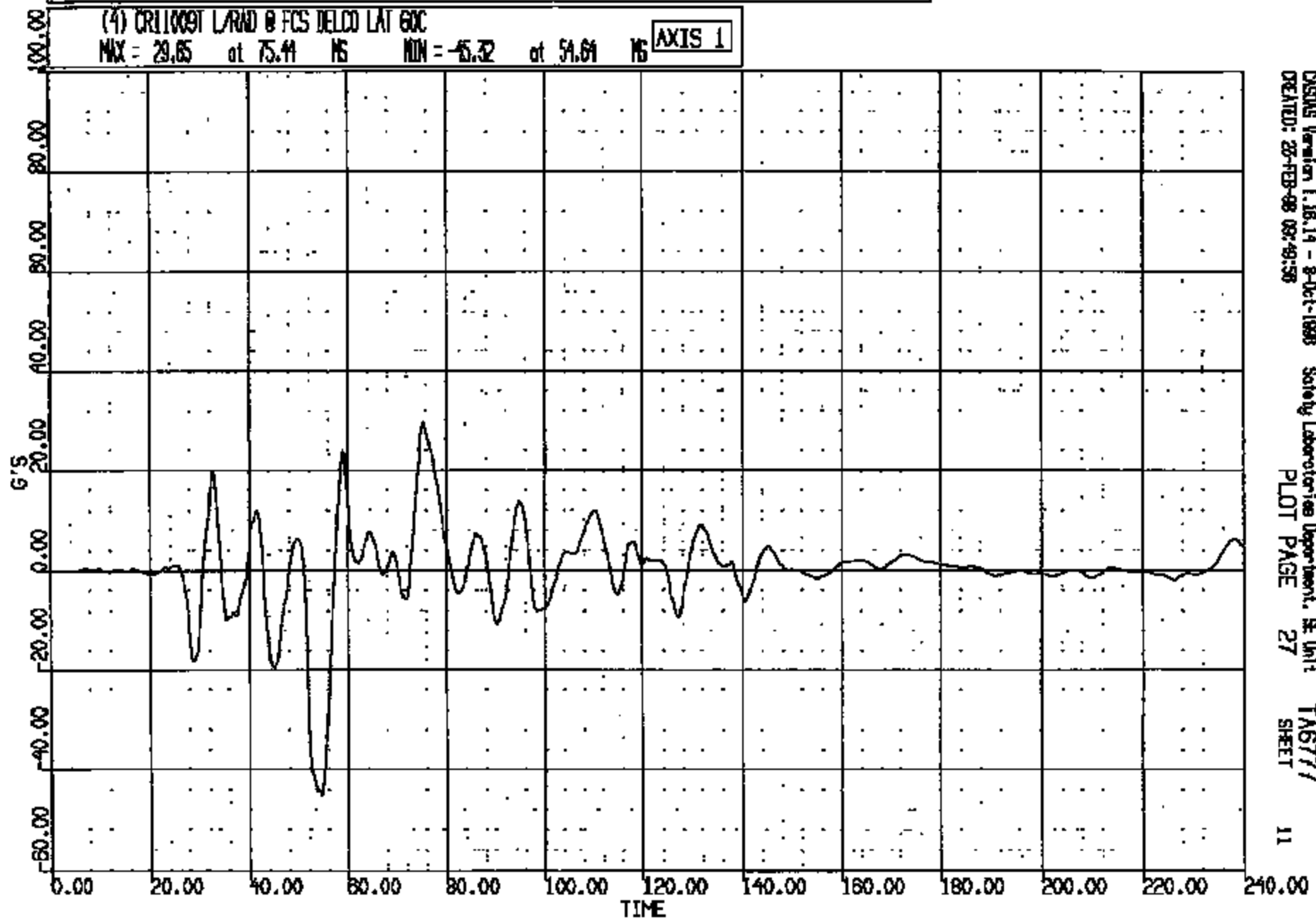


CRSIS Version 1.16.14 - 8-Oct-1999 Safety Laboratories Department, SE Unit
CREATED: 28-FEB-98 08:48:54
PLOT PAGE 26
TA6777
SHEET 10

CRTS 0011009

CR R: 11009 TO: TAB777 DATE: 980226 09:18:17
199X DN-101

(4) CR110091 L/RAD @ FCS DELCO LAT 60C
MAX = 29.85 at 75.41 MS MIN = -45.32 at 51.64 MS **AXIS 1**



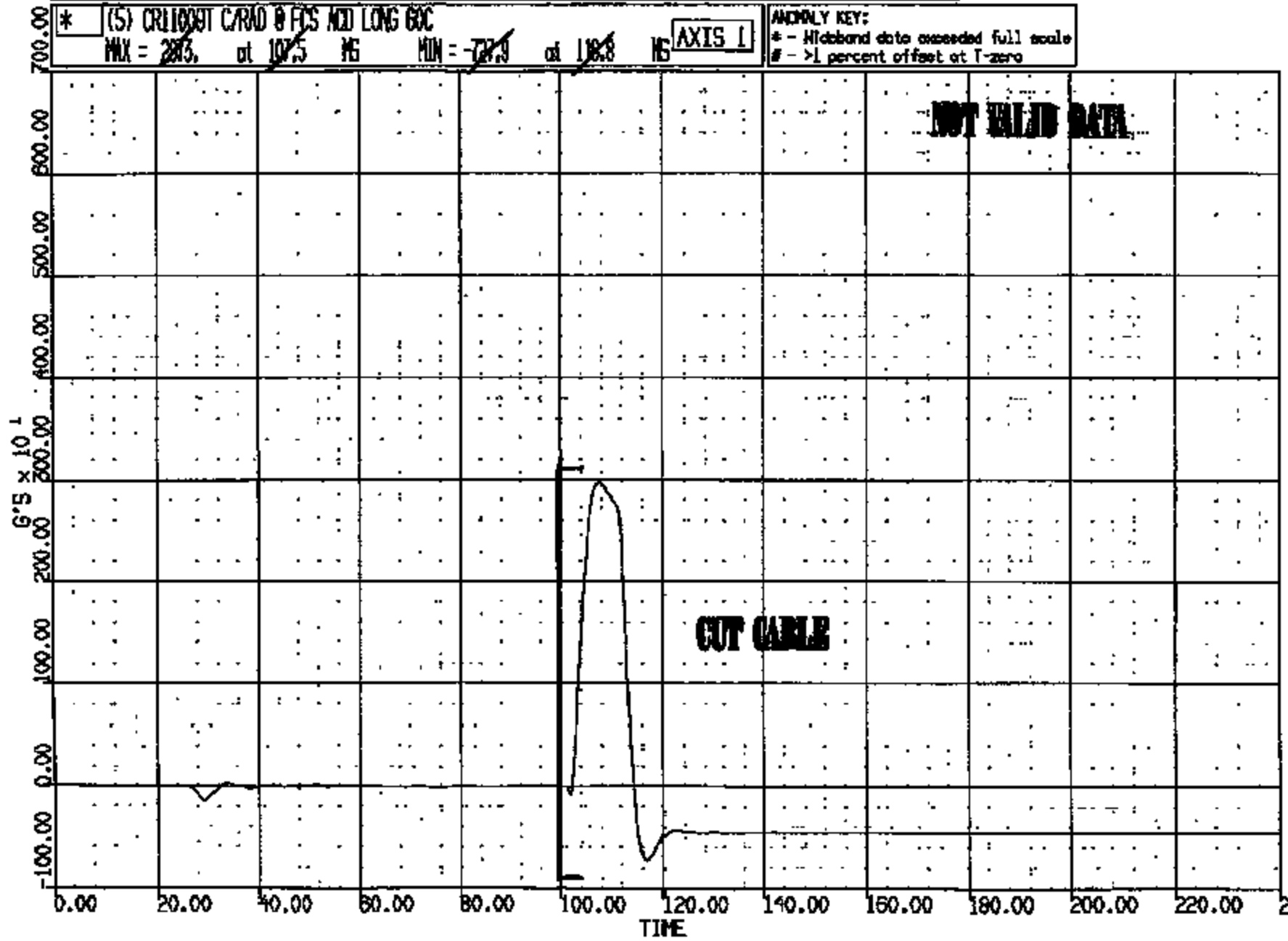
CRS015 Version 1.18.14 - 8-Oct-1998 Safety Laboratories Department, SE Unit
CREATED: 25-FEB-98 09:49:50 PLOT PAGE 27 SHEET 11

CRIS 0011009

CR R: 11009 TO: TA6777 DATE: 980225 09:18:17
186X DN-101

* (S) CR11009T C/RAD @ FCS AND LONG GOC
MAX = 287.3 at 107.5 MS MIN = -77.9 at 108.8 MS **AXIS 1**

ANOMLY KEY:
* - Hibbard data exceeded full scale
- >1 percent offset at T-zero

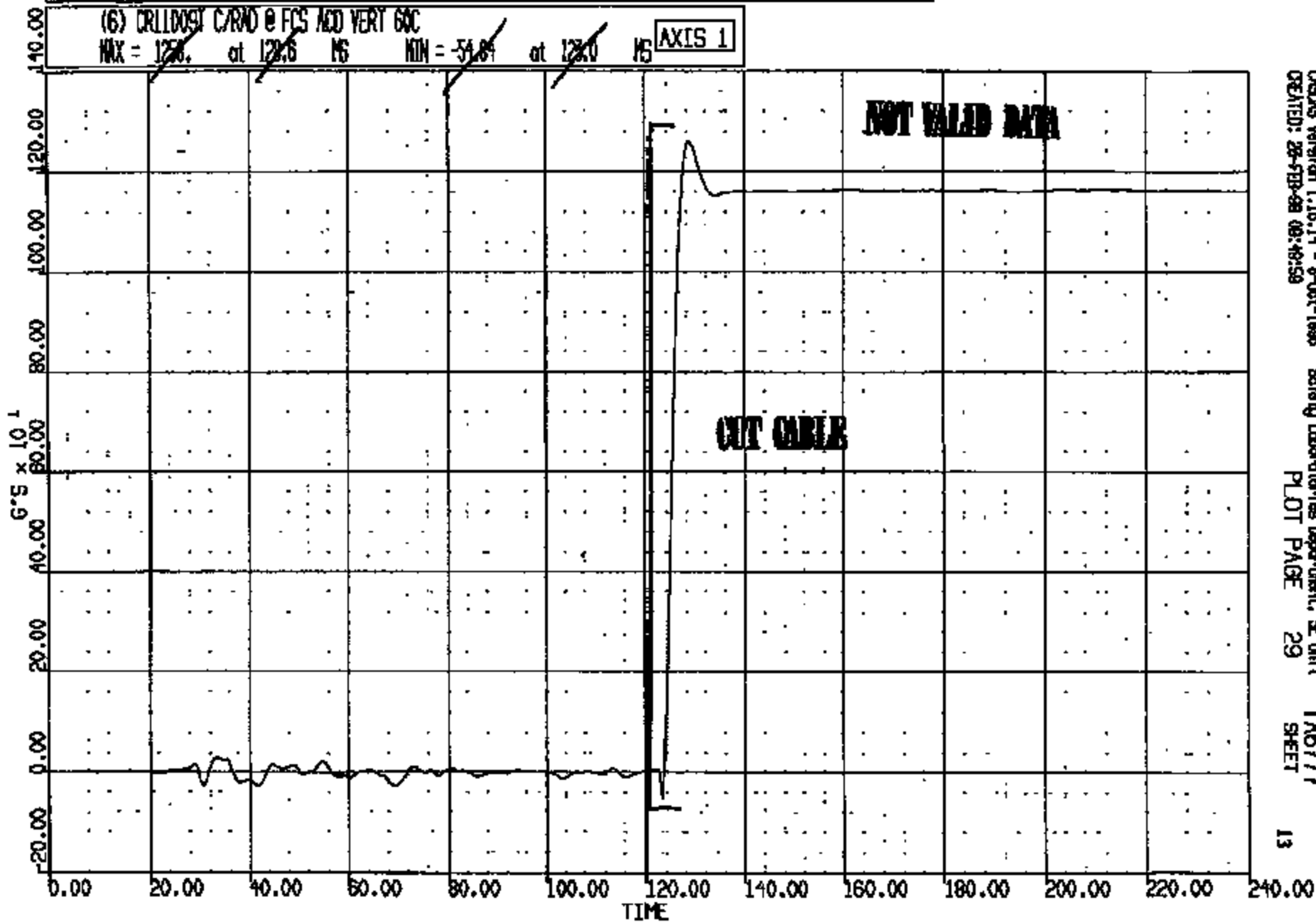


CADDS Version 1.16.14 - 8-Oct-1998 Safety Laboratories Department, SE Unit TA6777
CREATED: 25-FEB-98 09:49:57 PLOT PAGE 28 SHEET 12

CRTS 0011009

CR R: 11009 TO: TA6777 DATE: 980225 09:18:17
189X DN-101

(6) CRLL0091 C/RND @ FCS ACC VERT 60C
MAX = 125.8 at 120.5 MS MIN = -54.84 at 120.0 MS **AXIS 1**



CRSAS Version 1.16.14 - 8-Oct-1998
CREATED: 28-FEB-98 09:49:59

Safety Laboratories Department, SE Unit 1
PLOT PAGE 29

TA6777
SHEET

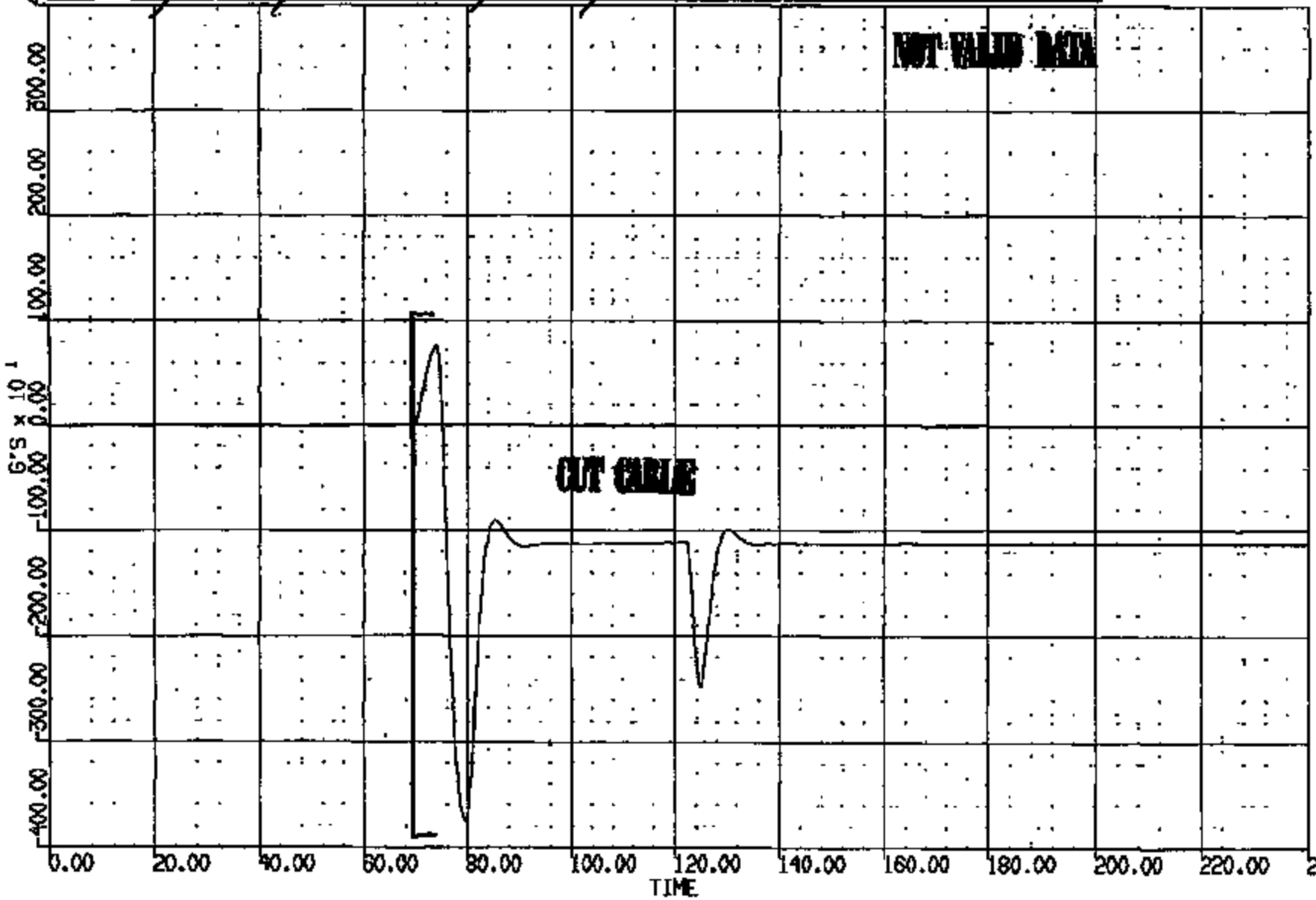
13

CRTS 0011009

CR R: 11009 TO: TA6777 DATE: 880223 09:18:17
189X DN-101

* (7) CR11009F C/RND @ FLS AND LAT SOC
MAX = 754.9 at 74.16 MS MIN = -5307. at 79.16 MS **AXIS 1**

ANOMLY KEY:
* - Highband data exceeded full scale
- >1 percent offset at T-zero

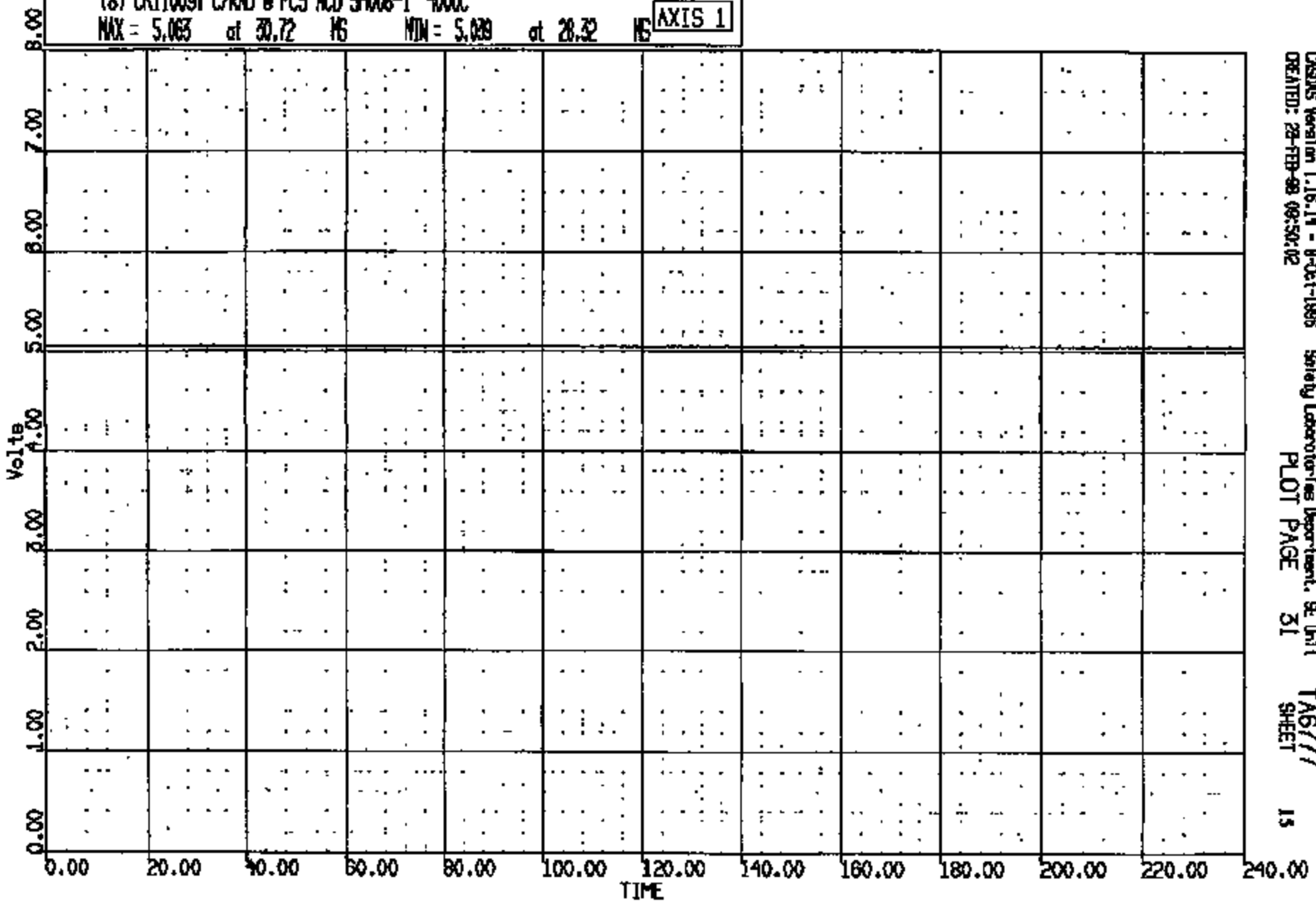


CRSUS Version 1.16.14 - 8-Oct-1986 Safety Laboratories Department, SE Unit
CREATED: 23-FEB-88 08:50:01 PLOT PAGE 30 SHEET 14

CRTS 0011009

CR R: 11008 TO: TA6777 DATE: 980223 09:18:17
199X DN-101

(8) CR11009T C/RND @ FCS ACD 94008-1 400C
MAX = 5.063 at 20.72 MS MIN = 5.029 at 28.32 MS **AXIS 1**

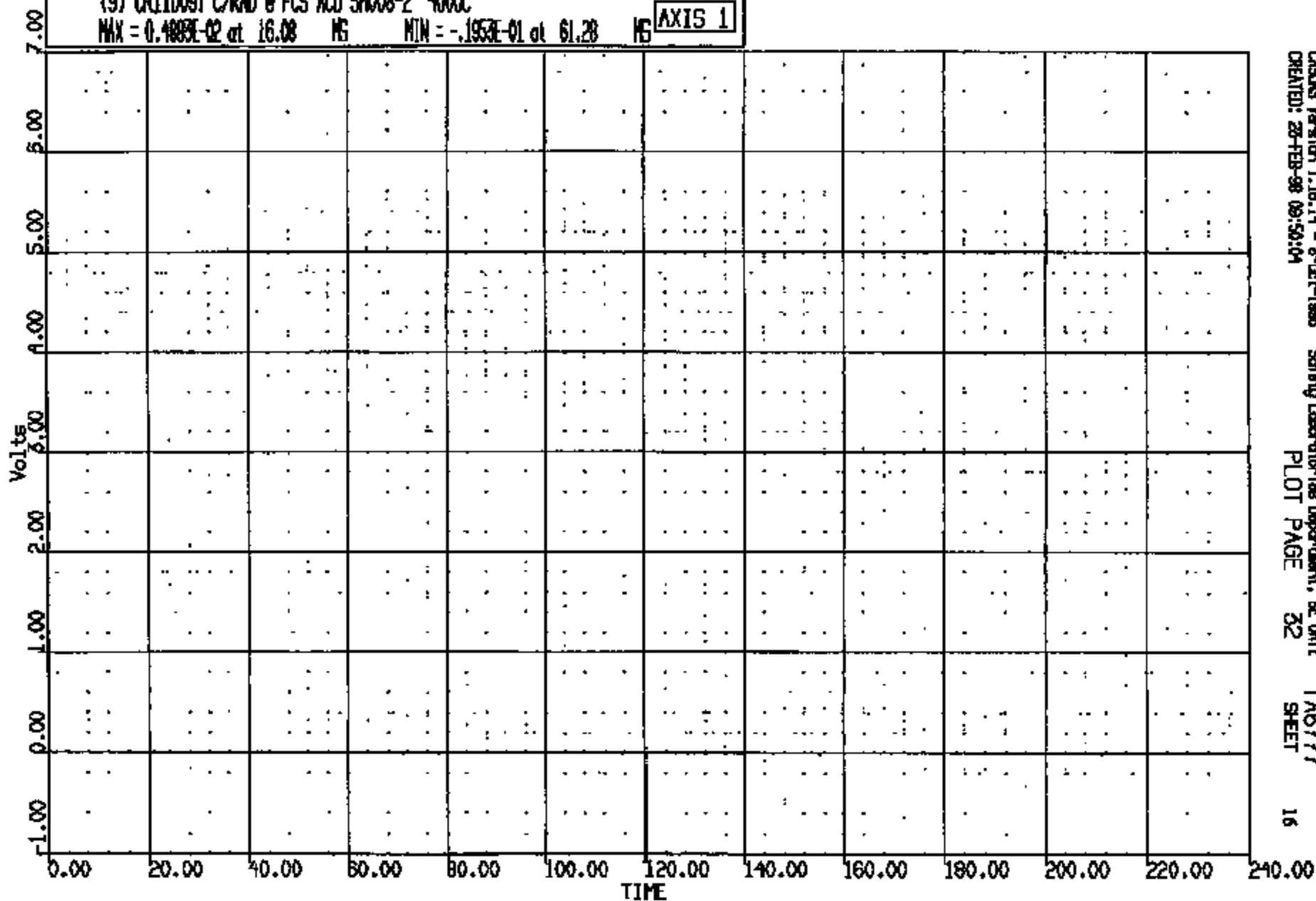


CRIS 0011009

CRISIS Version 1.16-14 - 8-Oct-1995 Safety Laboratories Department, SE Unit
CREATED: 28-FEB-98 09:50:02 PLOT PAGE 31 SHEET 15

CR R: 11009 TO: TA6777 DATE: 980228 08:18:17
199X DN-101

(9) CR11009T C/RND @ FCS ACID 54008-2 4000C
MAX = 0.4089E-02 at 16.08 MS MIN = -.1953E-01 at 61.28 MS **AXIS 1**



CASYS Version 1.16.14 - 8-Oct-1995
CREATED: 28-FEB-98 09:50:04

Safety Laboratories Department, SE Unit
PLOT PAGE 32

TA6777
SHEET

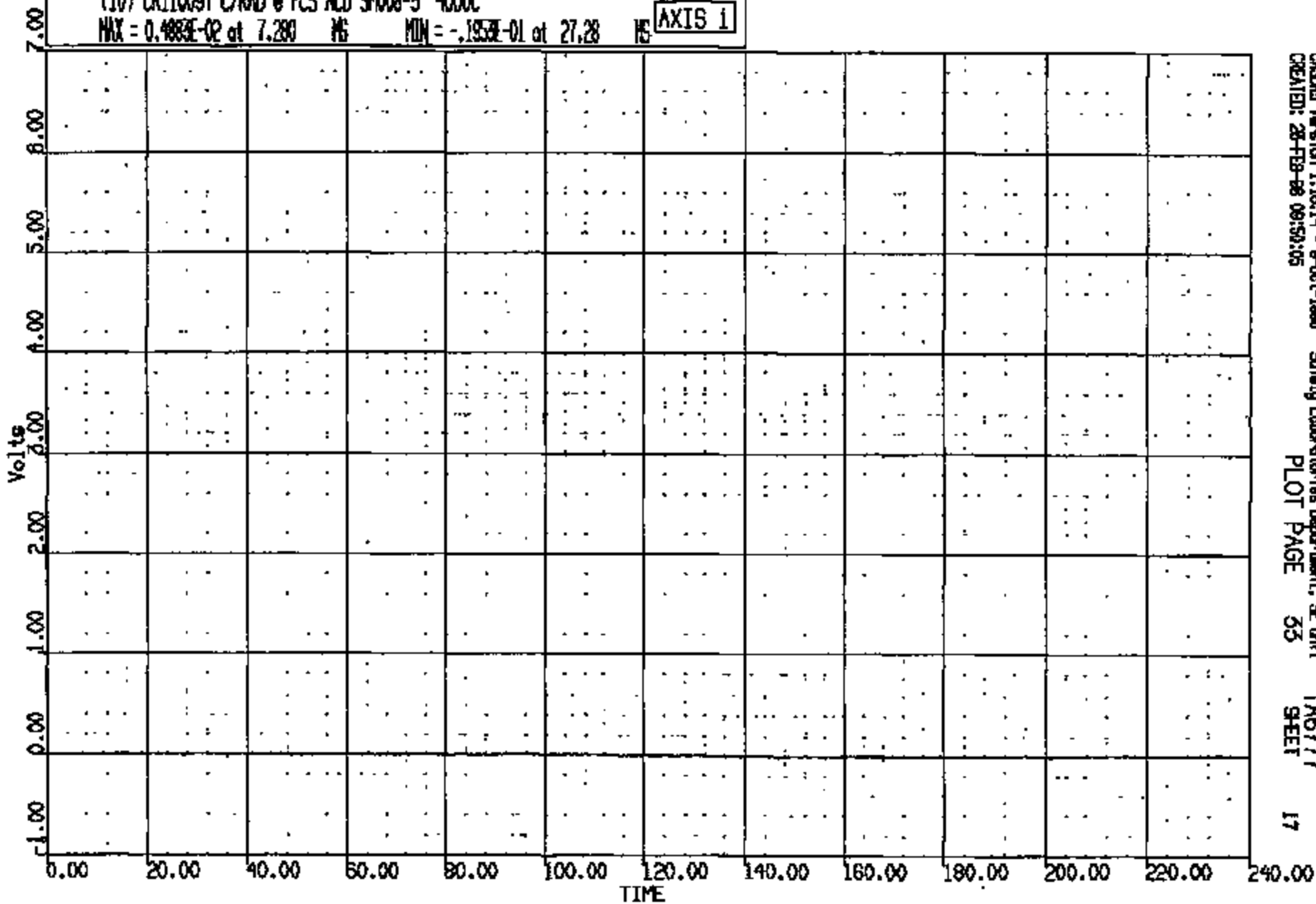
16

CRTS 0011009

CR R: 11009 TO: TA6777 DATE: 980228 09:18:17
199X DN-101

(10) CR11009T C/RAD @ FCS ACD SMO08-3 4000C
MAX = 0.4883E-02 at 7.280 MS MIN = -.1953E-01 at 27.28 MS

AXIS 1



CASDA Version 1.16.14 - 8-Oct-1996
CREATED: 28-FEB-98 09:50:05

Safety Laboratories Department, SE Unit
PLOT PAGE 55

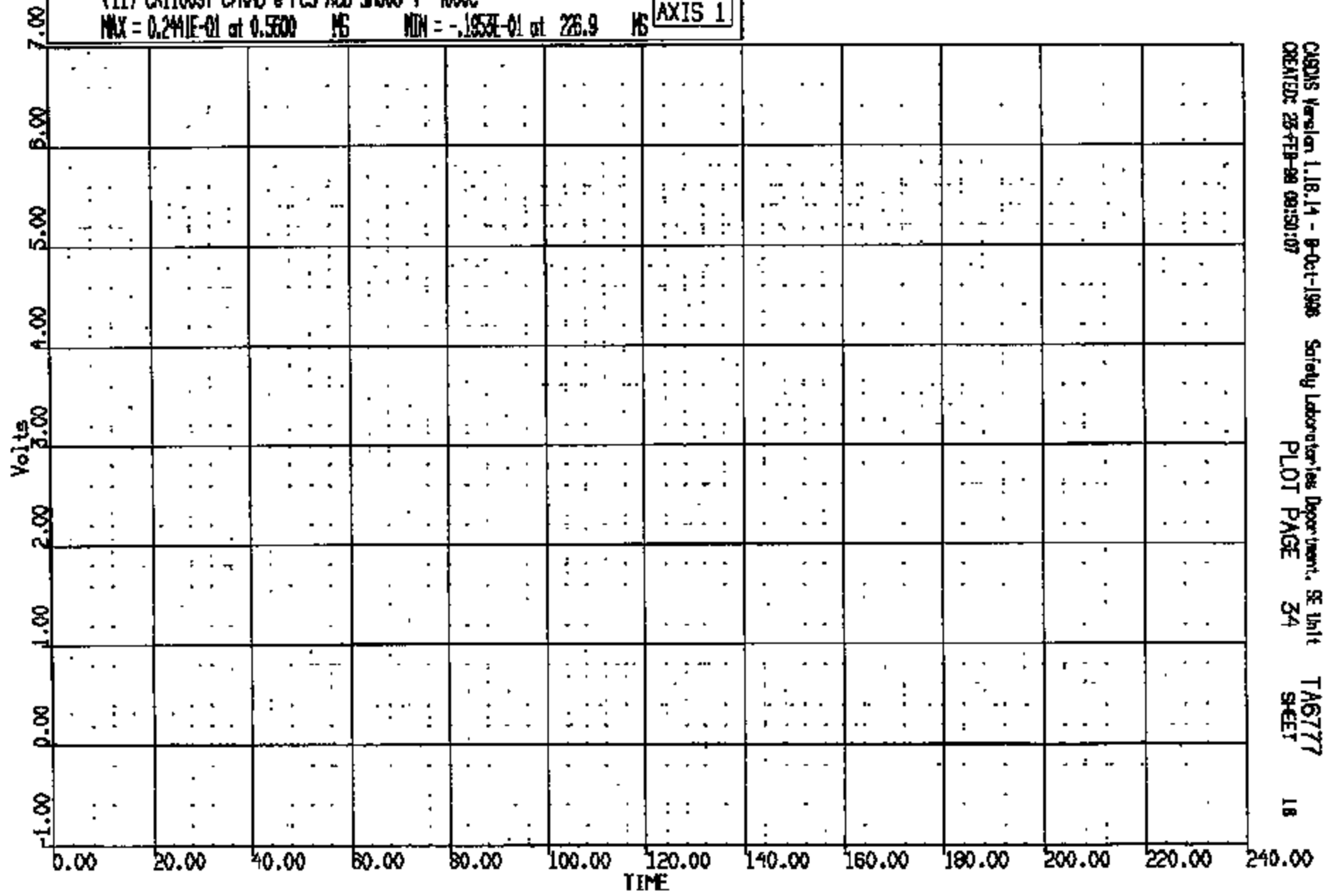
TA6777
SHEET

17

CRTS 0011009

CR R: 11009 TO: TA6777 DATE: 980225 08:18:17
199X DN-101

(11) CR11009T C/RND @ FCS ADD SMO08-4 4000
MAX = 0.2441E-01 at 0.500 MS MIN = -.1953E-01 at 226.9 MS **AXIS 1**

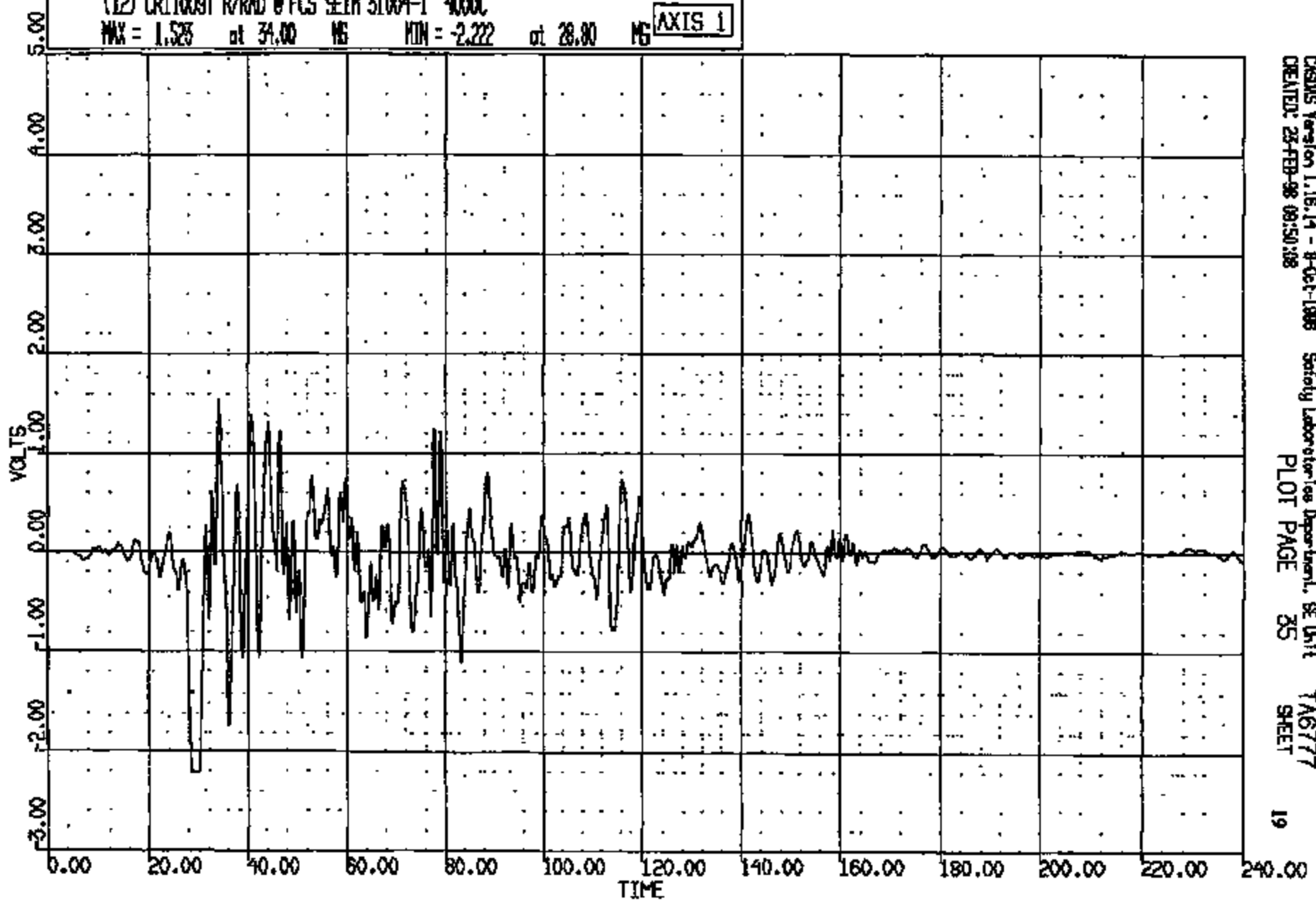


CRISIS Version 1.1B.14 - 9-Oct-1998 Safety Laboratories Department, SE Unit TA6777
CREATED: 25-FEB-98 09:50:07 PLOT PAGE 24 SHEET 18

CRIS 0011009

CR R: 11009 TO: TA6777 DATE: 880223 09:18:17
198X DN-101

(12) CR11009T R/RAD @ FCS SEER 31004-1 4000C
MAX = 1.525 at 34.00 MS MIN = -2.222 at 28.80 MS **AXIS 1**

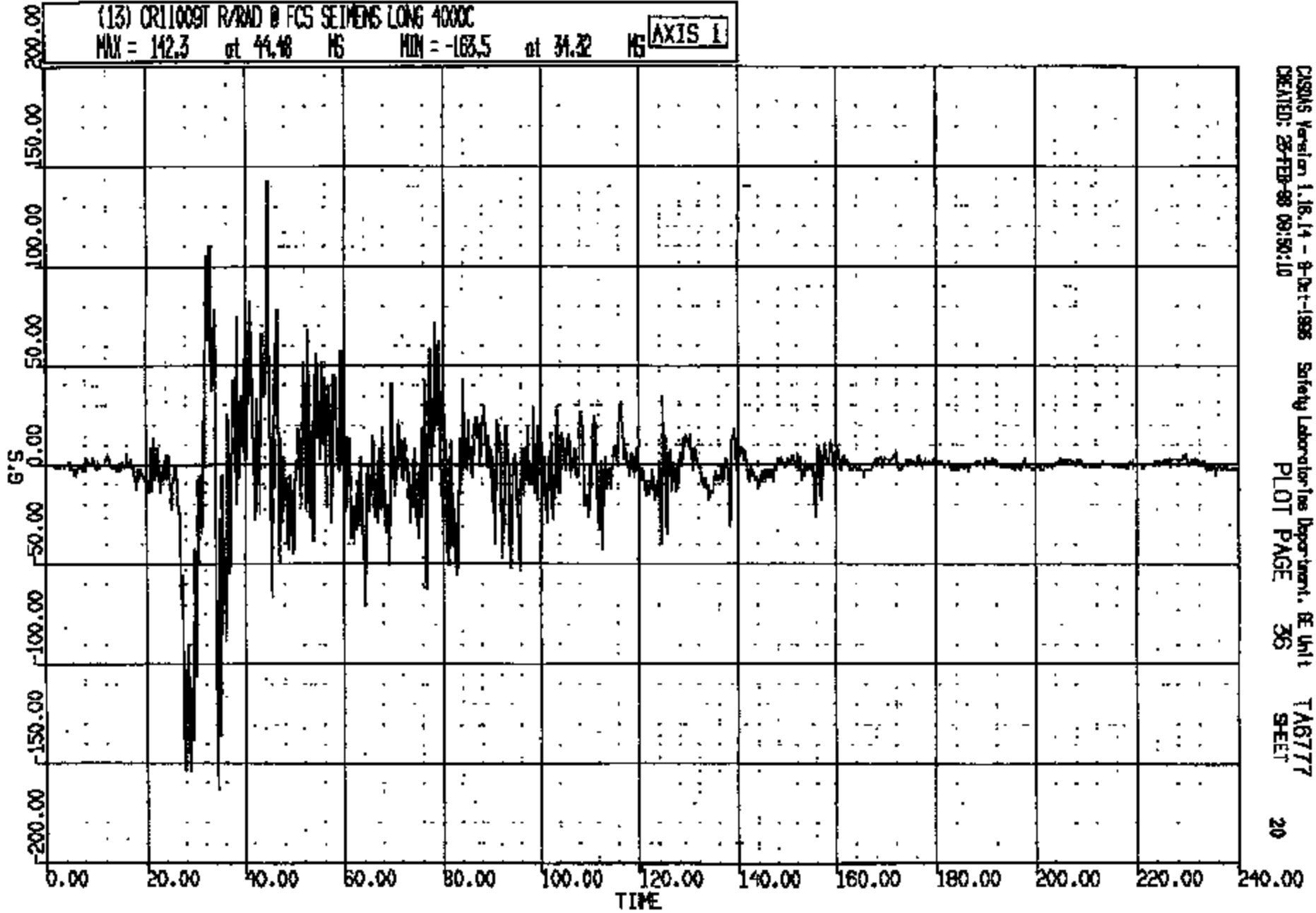


CRSUS Version 1.15.14 - 8-Oct-1988 Safety Laboratories Department, SE Unit TA6777
CREATED: 23-FEB-88 09:50:08 PLOT PAGE 25 SHEET 19

CRTS 0011009

CR#: 11009 TO: TAB777 DATE: 980225 09:18:17
189X DN-101

(13) CR11009T R/RAD @ FCS SEIMENS LONG 4000C
MAX = 142.3 at 44.48 MS MIN = -163.5 at 34.32 MS **AXIS 1**



CISONS Version 1.16.14 - 9-Oct-1998
CREATED: 25-FEB-98 09:50:10

Safety Laboratories Department, BE Unit
PLOT PAGE 36

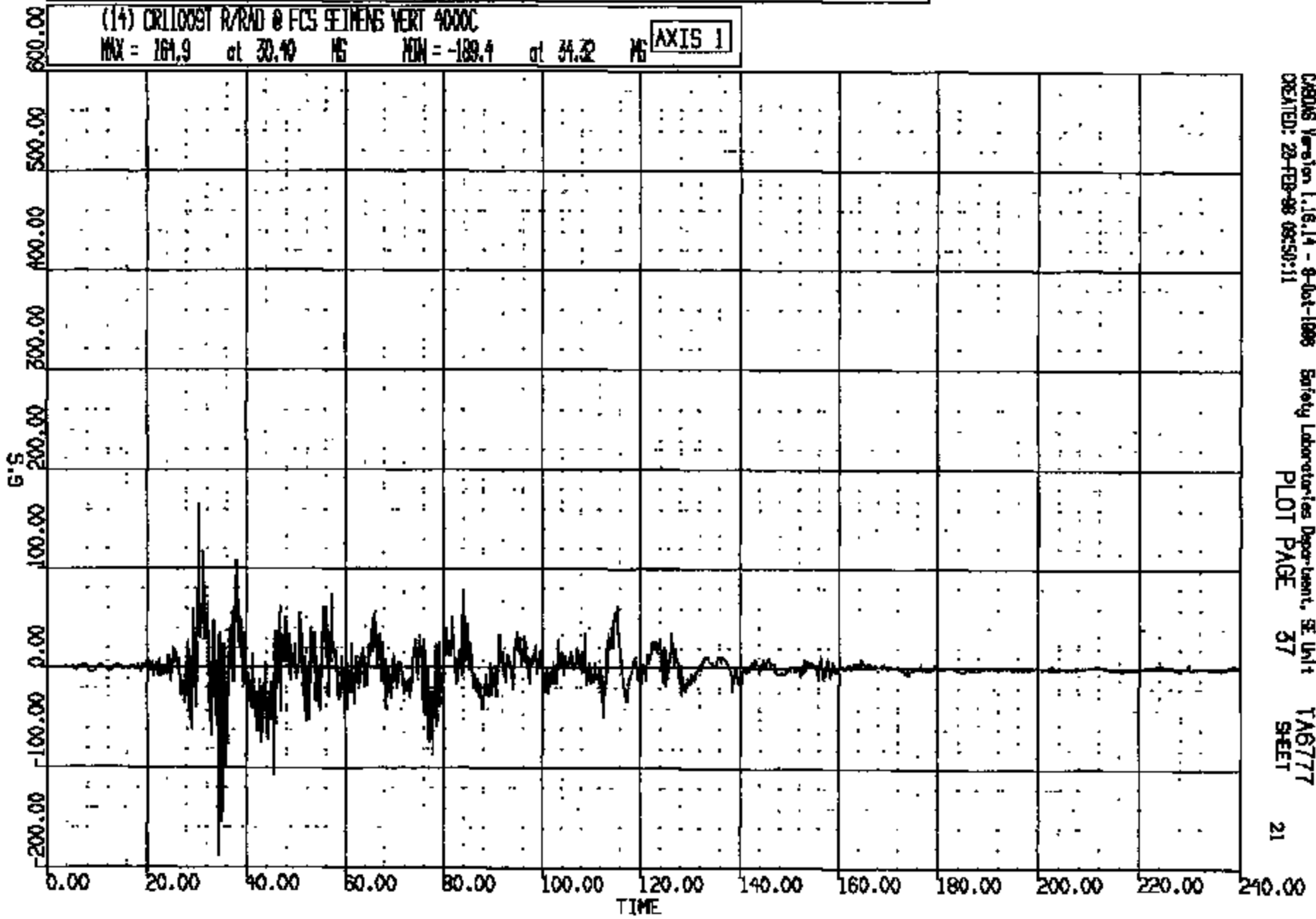
TAB777
SHEET

20

CRTS 0011009

CR R: 11009 TO: TA6777 DATE: 880223 09:18:17
199X DN-101

(14) CR11009T R/RAD @ FCS SETMENS VERT 4000C
MAX = 164.9 at 30.40 MS MIN = -189.4 at 34.32 MS AXIS 1

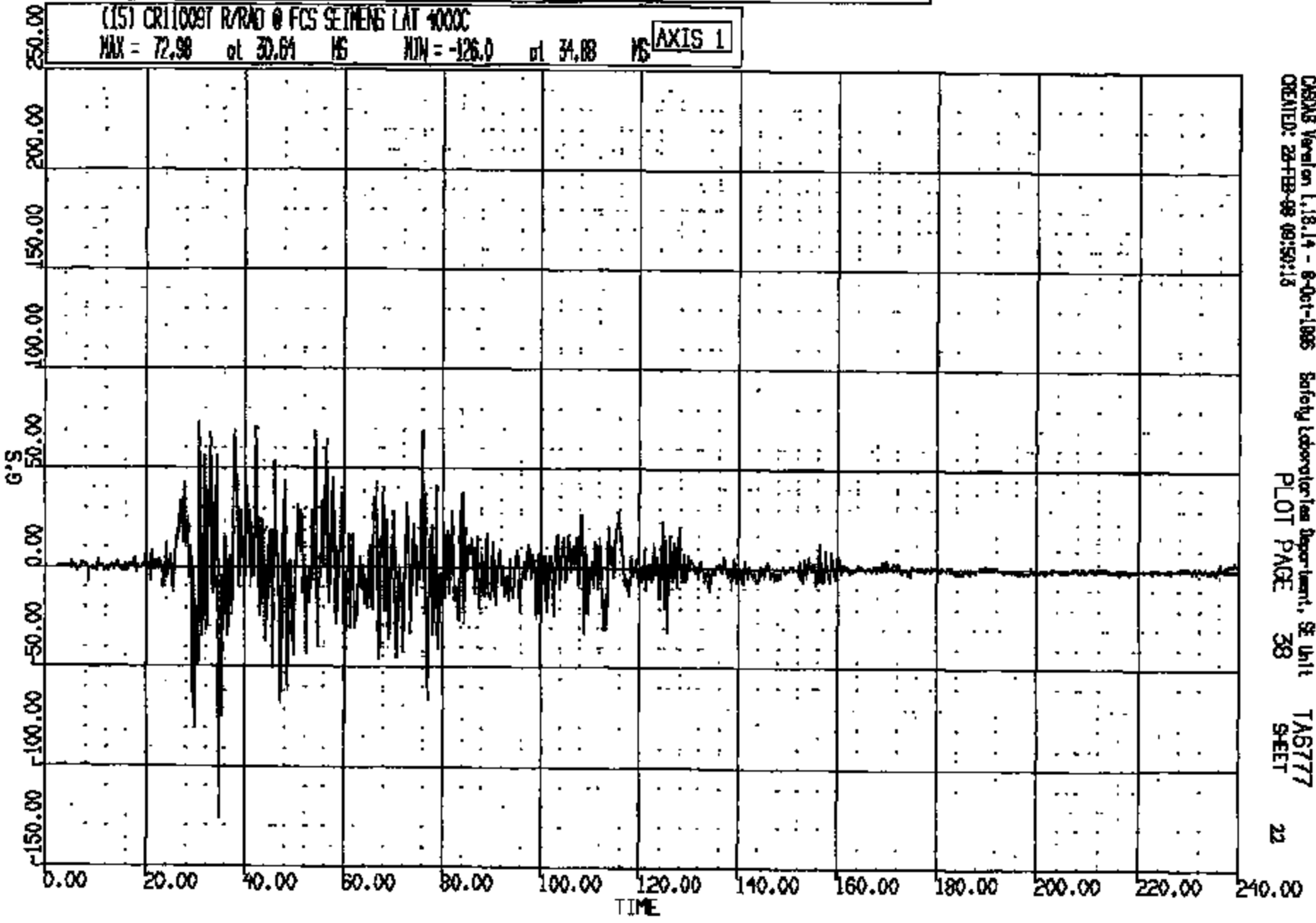


CRTS 0011009

CRS Version 1.16.14 - 8-Oct-1998 Safety Laboratories Department, SE Unit
CREATED: 28-FEB-98 09:50:11 PLOT PAGE 37 TA6777
SHEET 21

CR R: 11009 TO: TAB777 DATE: 880228 09:18:17
198X DN-101

(15) CR110097 R/RAD @ FCS SETMENS LAT 4000C
MAX = 72.98 at 30.64 MS MIN = -126.0 at 34.88 MS **AXIS 1**



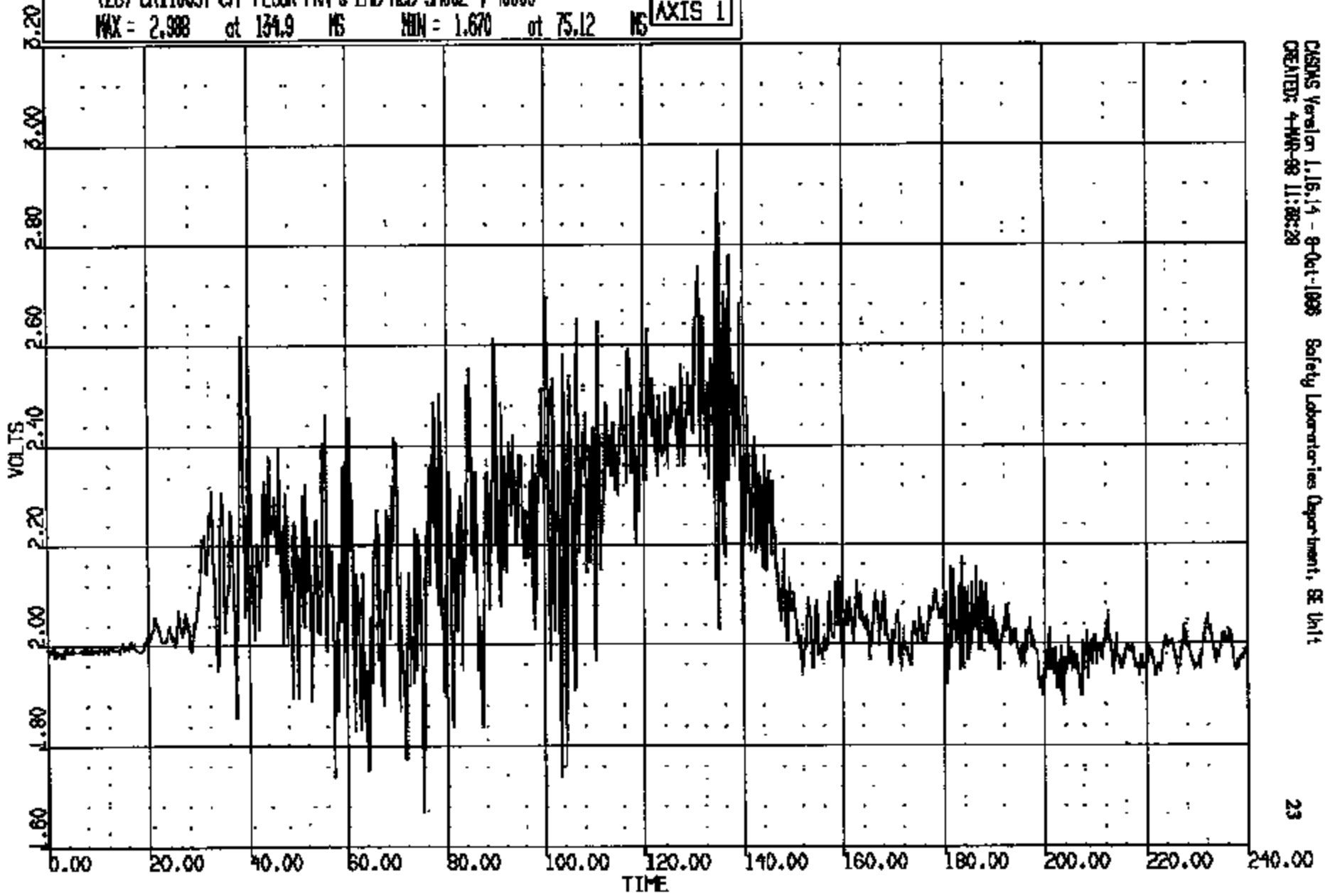
CRSNG Version 1.18.14 - 8-Oct-1988 Safety Laboratories Department, SE Unit
CREATED: 28-FEB-88 09:50:13 PLOT PAGE 38 SHEET 22

CRTS 0011009

CR R: 11009 TO: TAG777 DATE: 980228 09:18:17
1998 TAURUS

(28) CR11009T C/F FLOOR PAN @ LHD ACID SP002-F 4000C
MAX = 2.988 at 134.9 MS MIN = 1.670 at 75.12 MS

AXIS 1

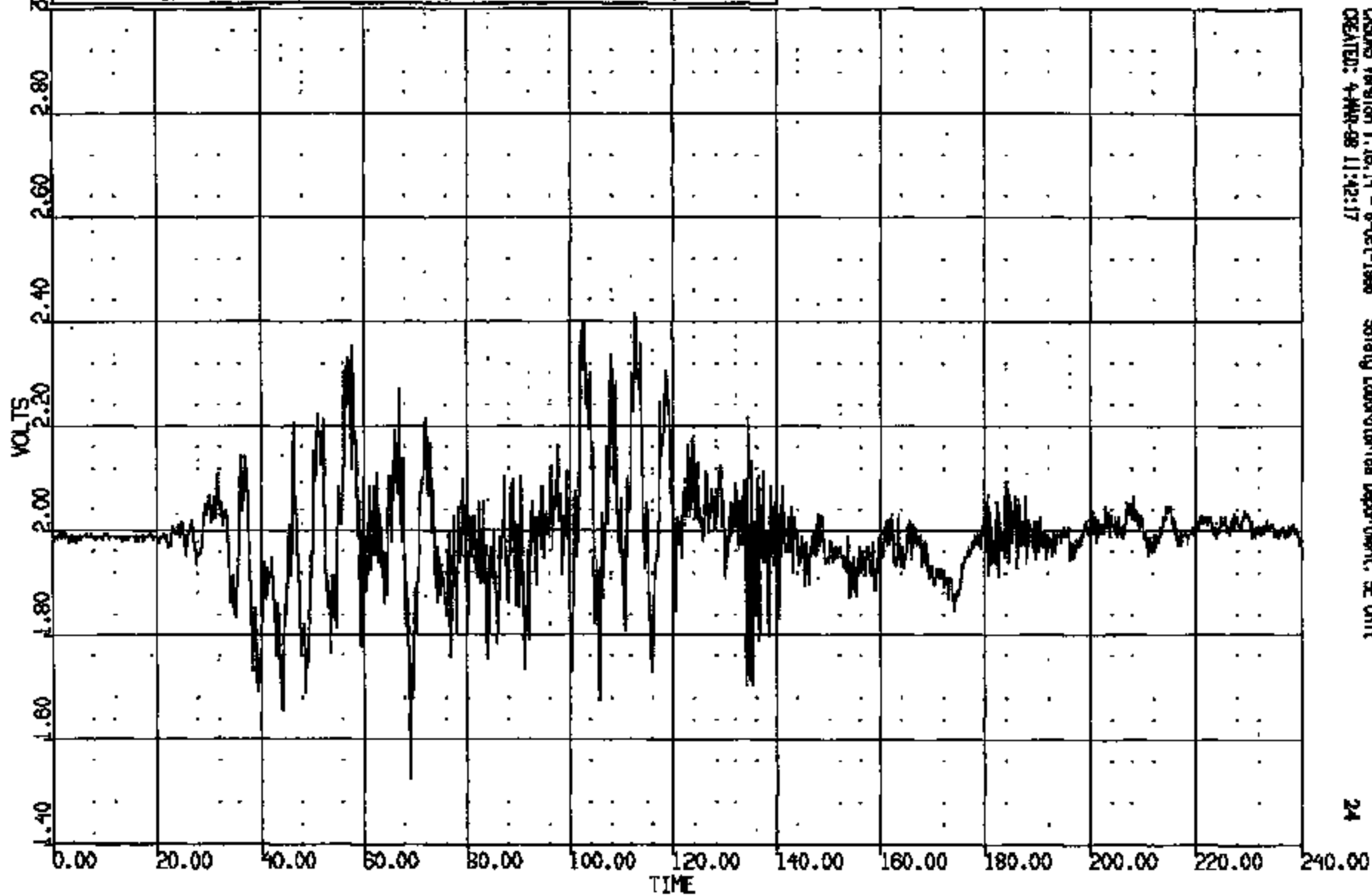


CR R: 11009 TO: TA6777 DATE: 980225 09:18:17
1998 TAURUS

(29) CR11009T C/F FLOOR PAN @ LHD ACC SMOKE-24000C

MAX = 2.417 at 112.9 MS MIN = 1.523 at 69.12 MS

AXIS 1

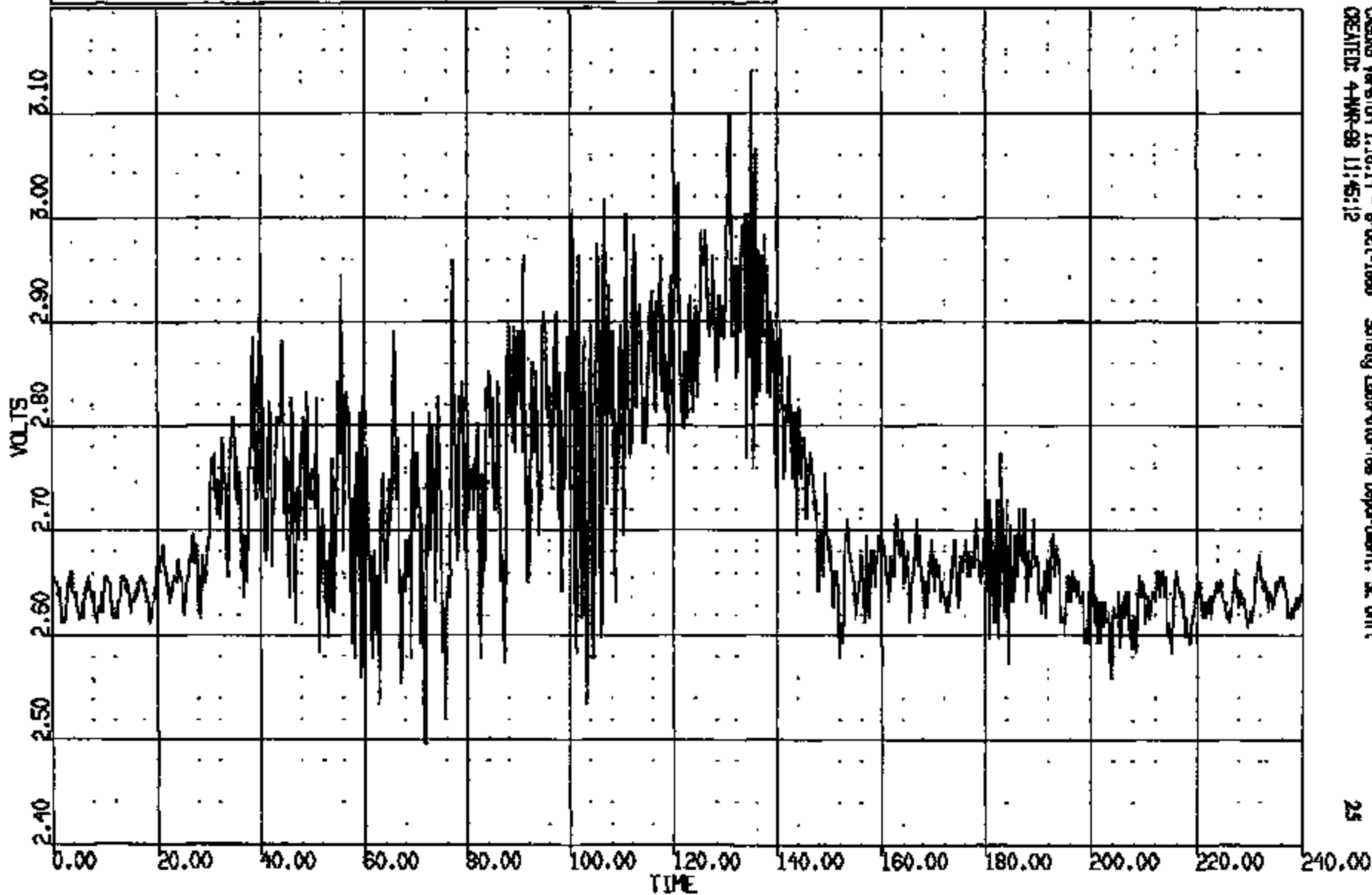


CASMS Version 1.16.14 - 8-Oct-1998 Safety Laboratory Department, SE Unit
CREATED: 4-MAR-98 11:42:17

CRIS 0011009

CR R: 11009 TO: TA6777 DATE: 980225 09:18:17
1998 TAURUS

(30) CR11009T C/F FLOOR PAN @ LHD ACID SMOO2-3 4000C
MAX = 3.140 at 135.0 MS MIN = 2.495 at 71.76 MS **AXIS 1**

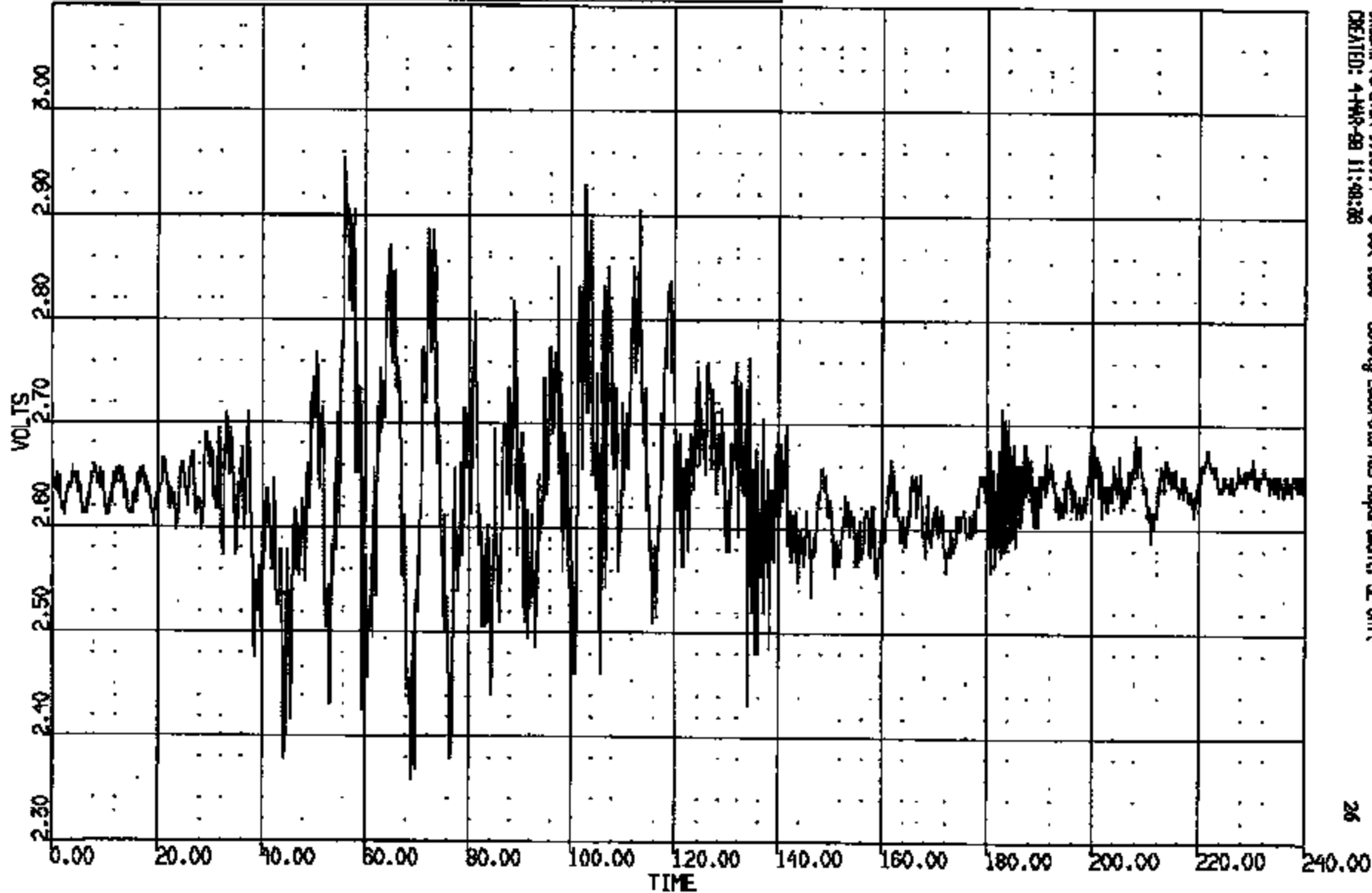


CASUS Version 1.16.14 - 8-Oct-1998 Safety Laboratories Department, SE Unit
CREATED: 4-MAR-98 11:45:12

CRIS 0011009

CR R: 11009 TC: TA6777 DATE: 980225 09:18:17
1998 TAURUS

(31) CR11009T C/F FLOOR PAN @ LHD ACD SMOO2-44000C
MAX = 2.954 at 56.16 MS MIN = 2.358 at 69.04 MS **AXIS 1**



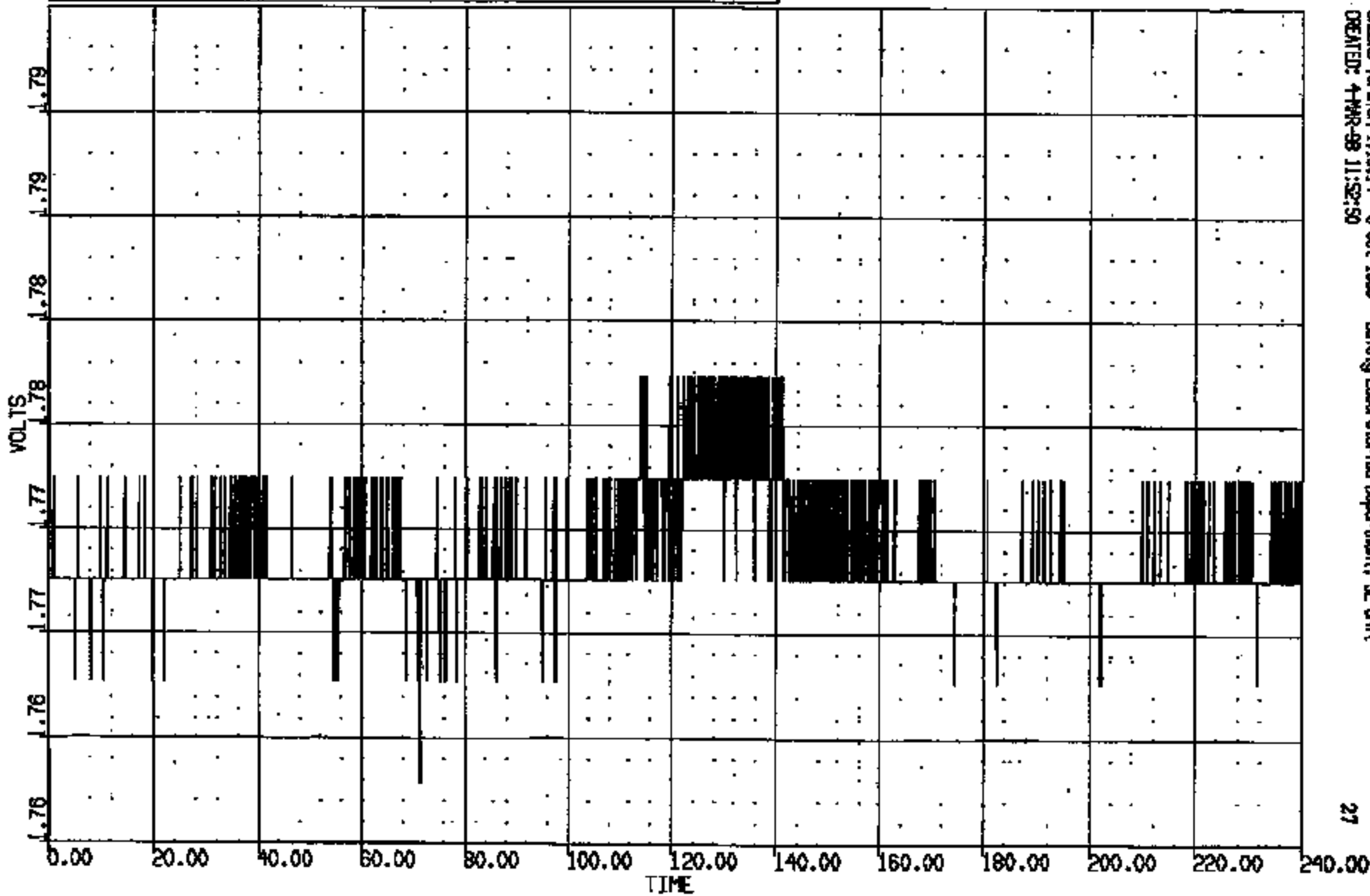
CRS015 Version 1.16.14 - 9-Oct-1998 Safety Laboratories Department, SE Unit
CREATED: 4-MAR-98 11:48:28

CRTS 0011009

CR R: 11009 TO: TA6777 DATE: 990223 09:18:17
1996 TAURUS

(32) CR11009T C/F FLOOR PAN @ LHD ACID SH002-54000

MAX = 1.777 at 114.2 MS MIN = 1.758 at 71.44 MS **AXIS 1**



CRTS Version 1.16.14 - 8-Oct-1998 Safety Laboratories Department, SE Unit
CREATED: 4-MAR-99 11:52:50

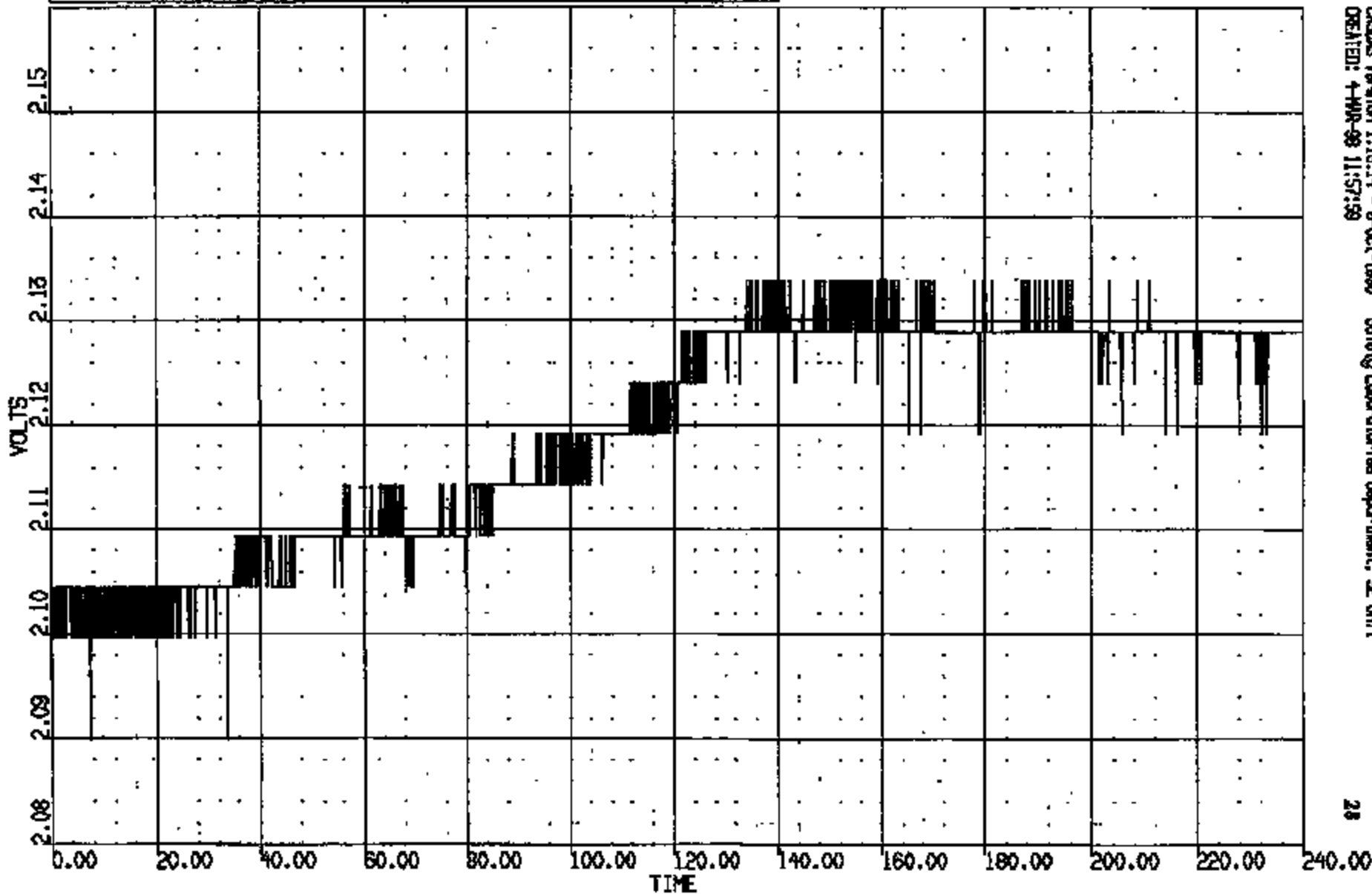
CRTS 0011009

CR R: 11009 TO: TA6777 DATE: 980223 09:18:17
1998 TAURUS

(33) CR11009T C/F FLOOR PAN @ LHD ACID SP002-64000

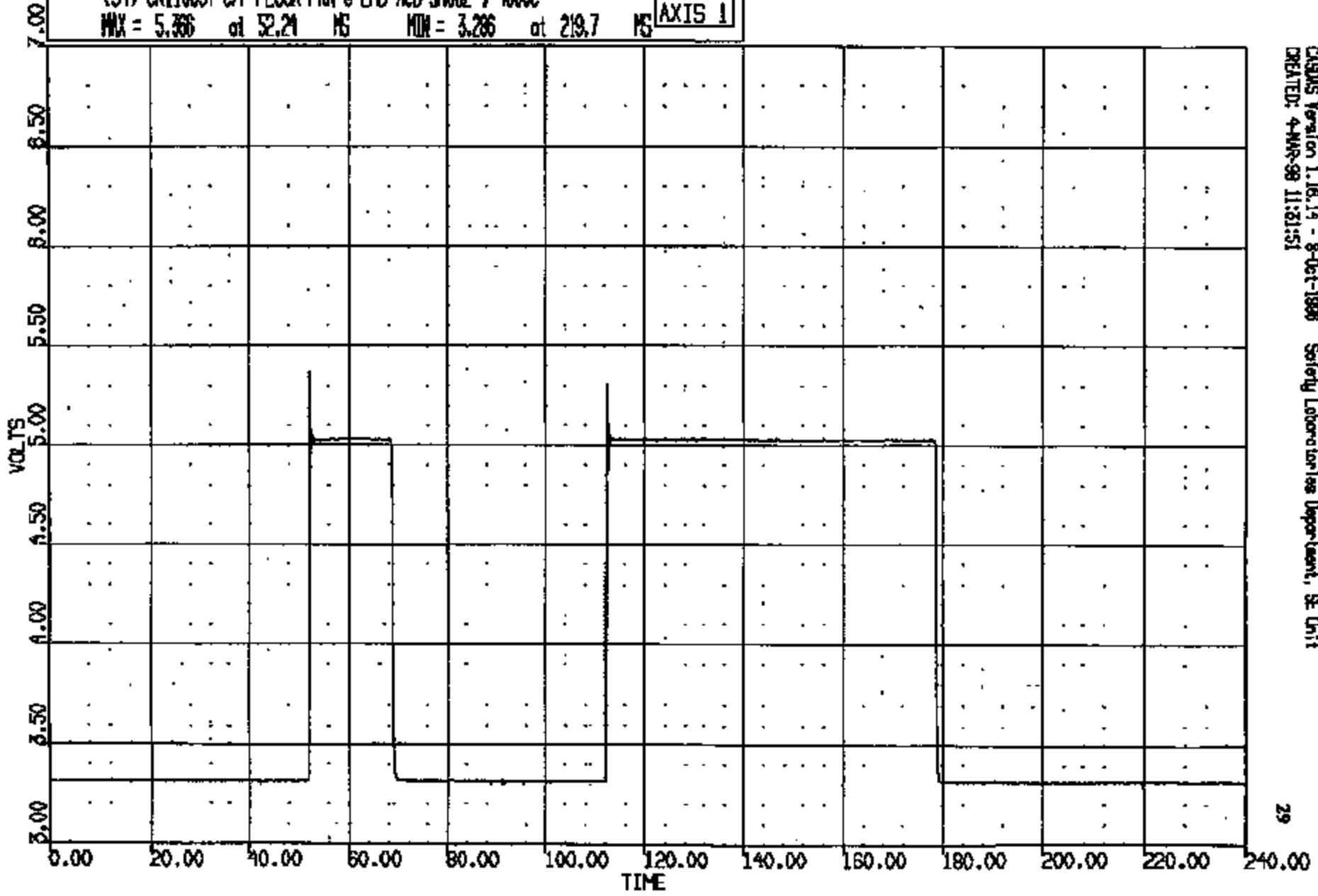
MAX = 2.134 at 134.2 MS MIN = 2.090 at 7.280 MS

AXIS 1



CR R: 11009 TO: TAB777 DATE: 980223 09:18:17
1996 TAURUS

(34) CR11009T C/F FLOOR PAN @ LHD ACD SN002-7 4000C
MAX = 5.366 at 52.21 MS MIN = 3.286 at 219.7 MS **AXIS 1**

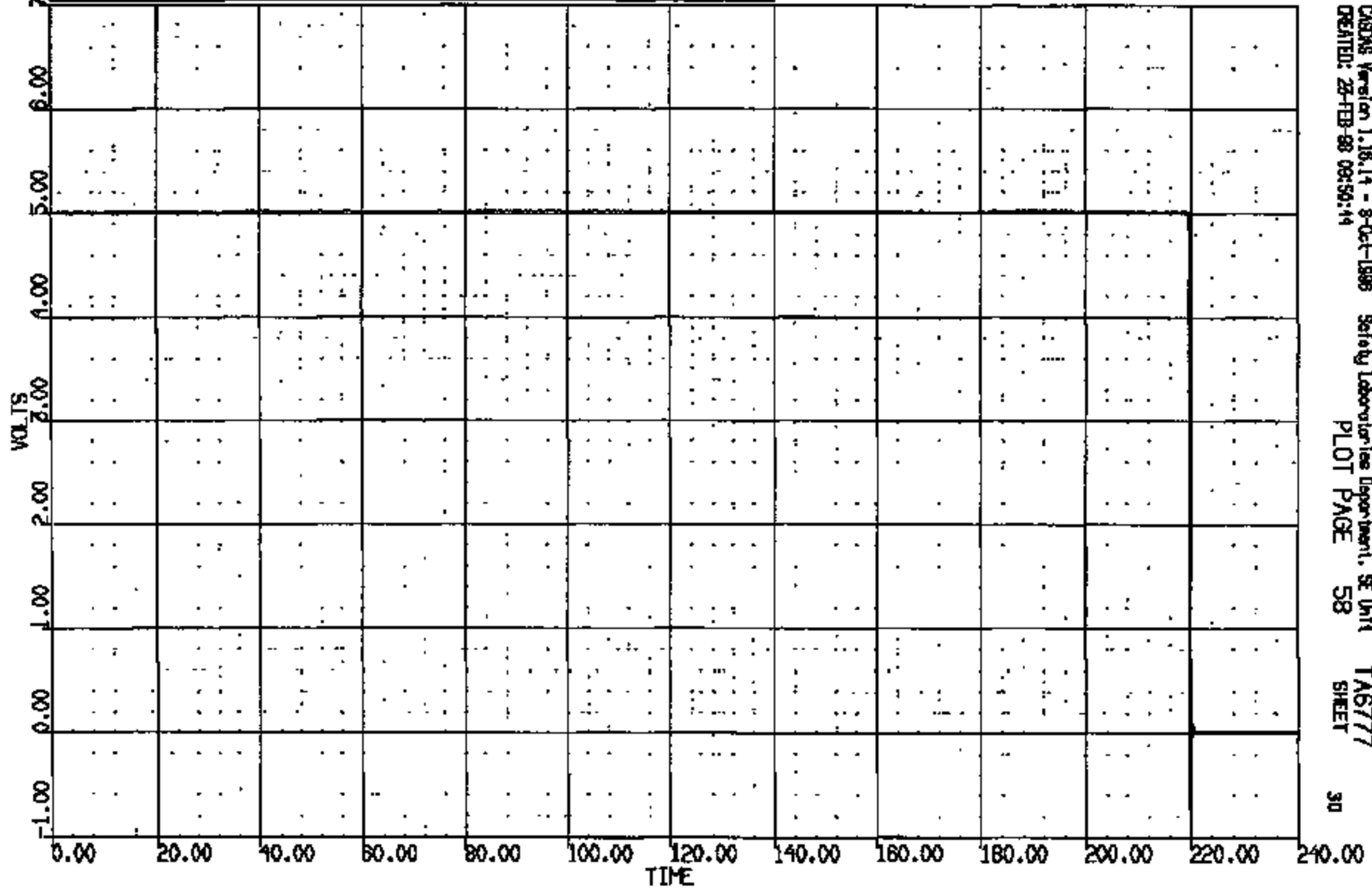


CRSUS Version 1.16.14 - 8-Oct-1999 Safety Laboratories Department, SE Unit
CREATED: 4-MAR-98 11:21:51

CRIS 0011009

CR R: 11009 TC: TAB777 DATE: 980225 09:18:17
199X DN-101

(35) CR11009T C/F FLOOR PAN @ LHD ACID SMOKE-84000C
MAX = 5.029 at 74.96 MS MIN = -.7324 at 219.8 MS AXIS 1

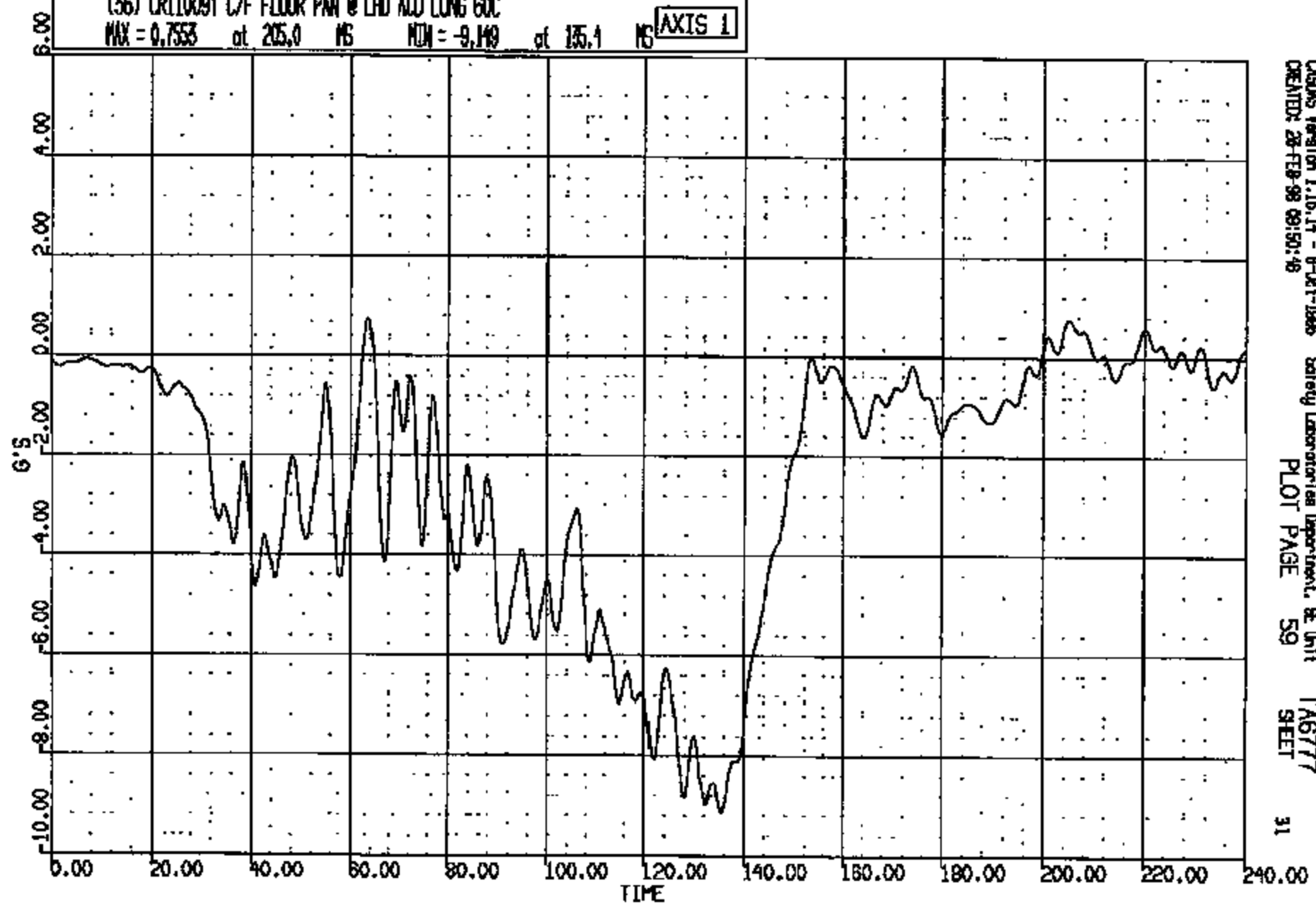


CR11009

CRSING Version 1.16.14 - 8-Oct-1998 Safety Laboratories Department, SE Unit
CREATED: 28-FEB-98 09:50:14
PLOT PAGE 58 SHEET 30

CR R: 11009 TO: TAB777 DATE: 980223 08:18:17
189X DN-101

(36) CR11009T C/F FLOOR PAN @ LHD ACC LONG 60C
MAX = 0.7553 at 205.0 MS MIN = -9.149 at 135.1 MS **AXIS 1**

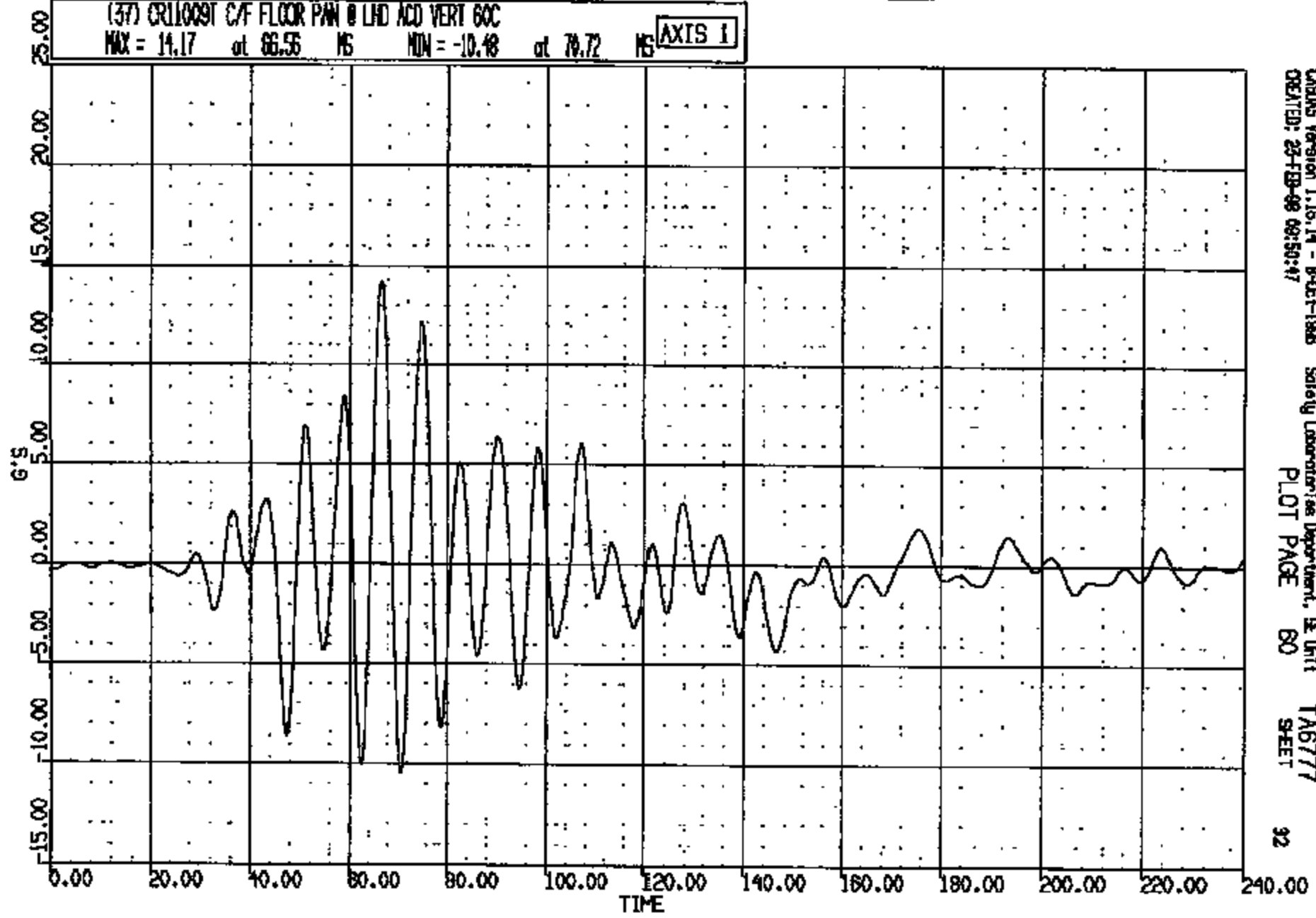


CADDS Version 1.16.14 - 8-Oct-1998 Safety Laboratories Department, BE Unit TAG777
CREATED: 28-FEB-98 09:50:48 PLOT PAGE 59 SHEET 31

CRTS 0011009

CR R: 11008 TO: TA6777 DATE: 880225 09:18:17
100X DN-101

(37) CR11009T C/F FLOOR PAN @ LHD ACD VERT 60C
MAX = 14.17 at 66.55 MS MIN = -10.48 at 70.72 MS **AXIS 1**

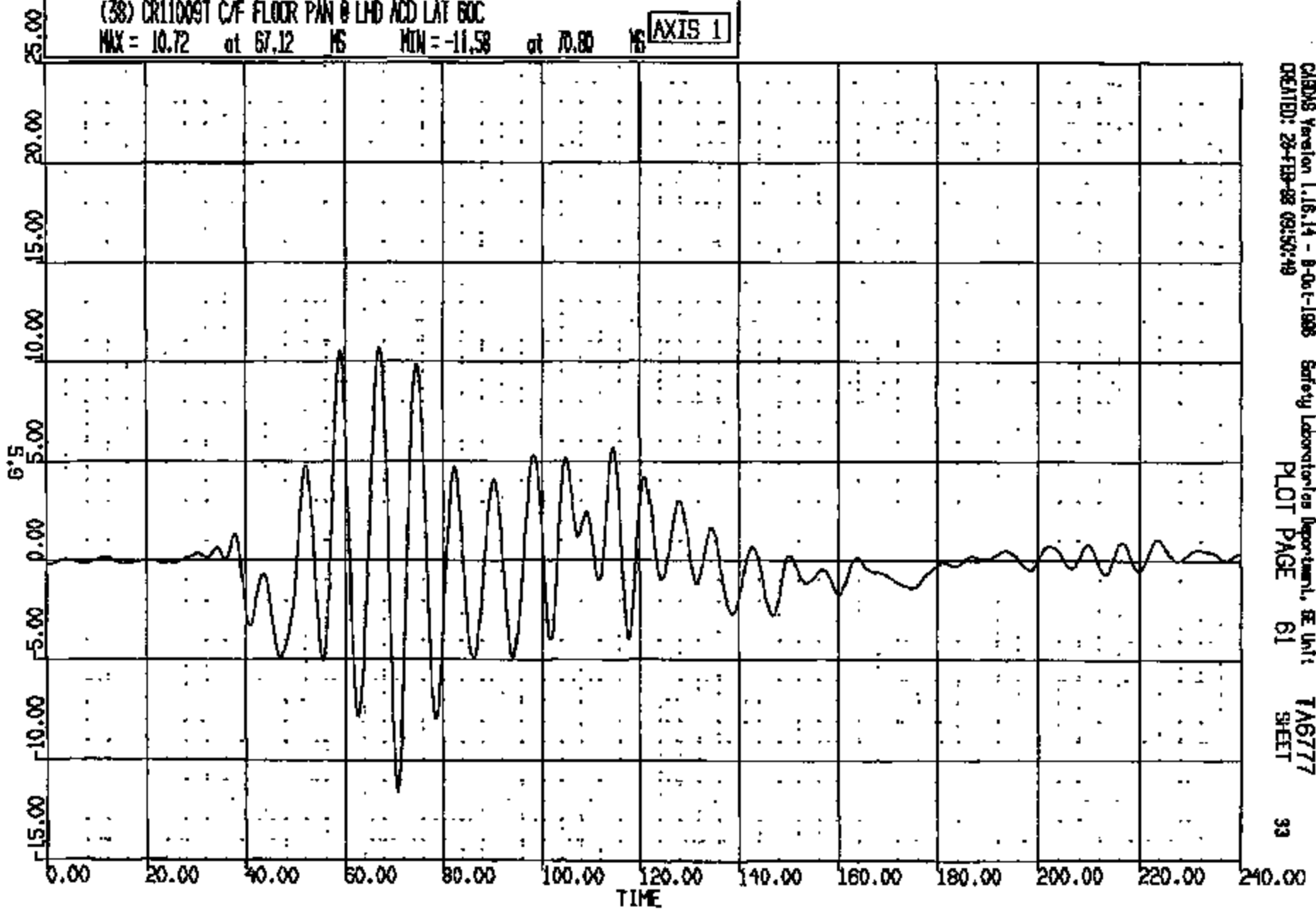


CRTS Version 1.15.14 - 8-Oct-1988 Safety Laboratories Department, SE Unit TA6777
CREATED: 23-FEB-88 09:50:47 PLOT PAGE 80 SHEET 32

CRTS 0011009

CR R: 11009 TO: TAB777 DATE: 980225 09:18:17
199X DN-101

(38) CR11009T C/F FLOOR PAN @ LHD ACD LAT 60C
MAX = 10.72 at 67.12 MS MIN = -11.58 at 70.80 MS **AXIS 1**

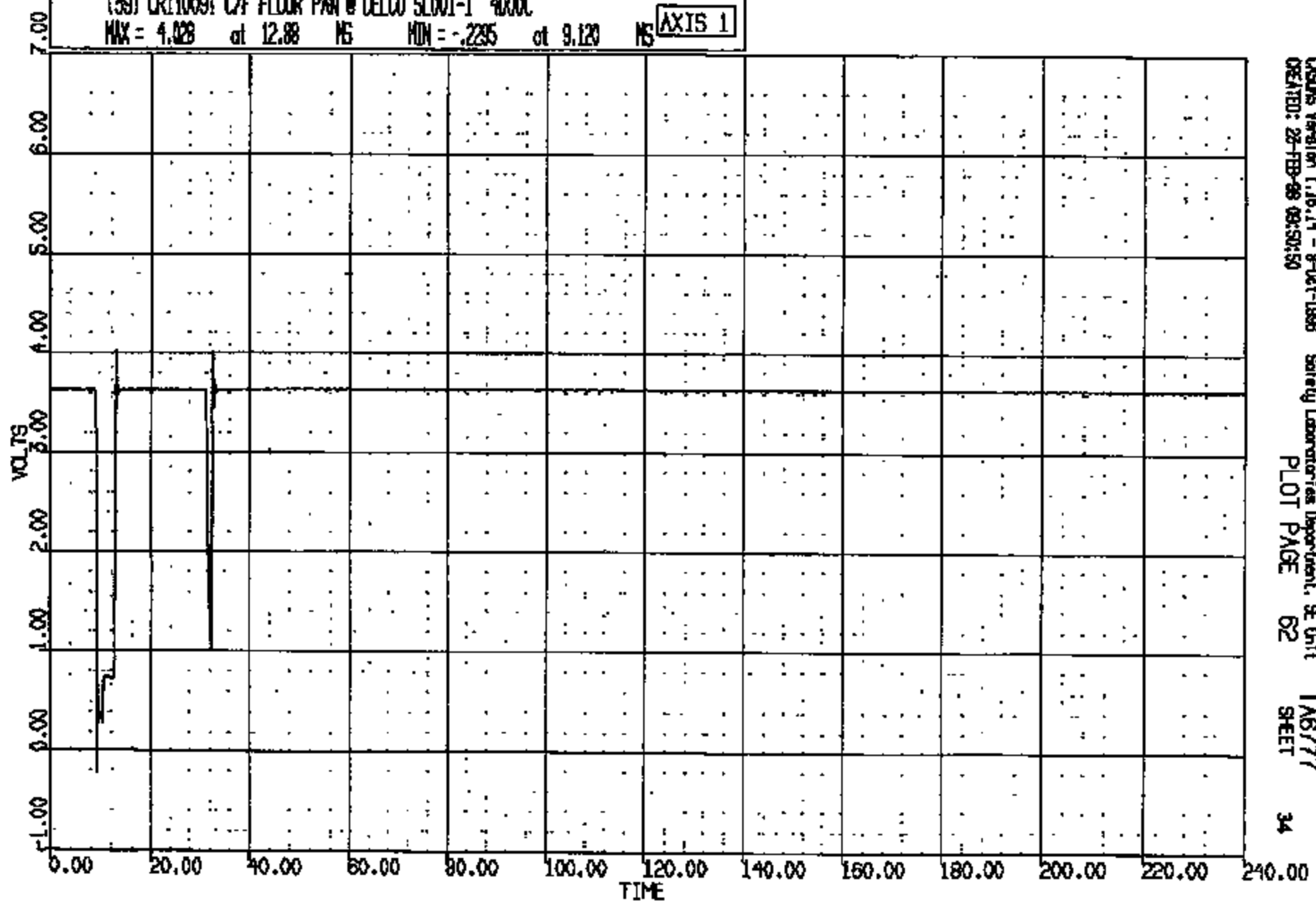


CRSIS Version 1.16.14 - 9-Oct-1998 Safety Laboratories Department, SE Unit
CREATED: 28-FEB-98 09:50:49 PLOT PAGE 61 SHEET 33

CRIS 0011009

CR R: 11009 TO: TA6777 DATE: 980228 09:18:17
199X DN-101

(39) CR11009Y C/F FLOOR PAN @ DELCO SL001-1 4000C
MAX = 4.028 at 12.88 NS MIN = -.2235 at 9.120 NS **AXIS 1**

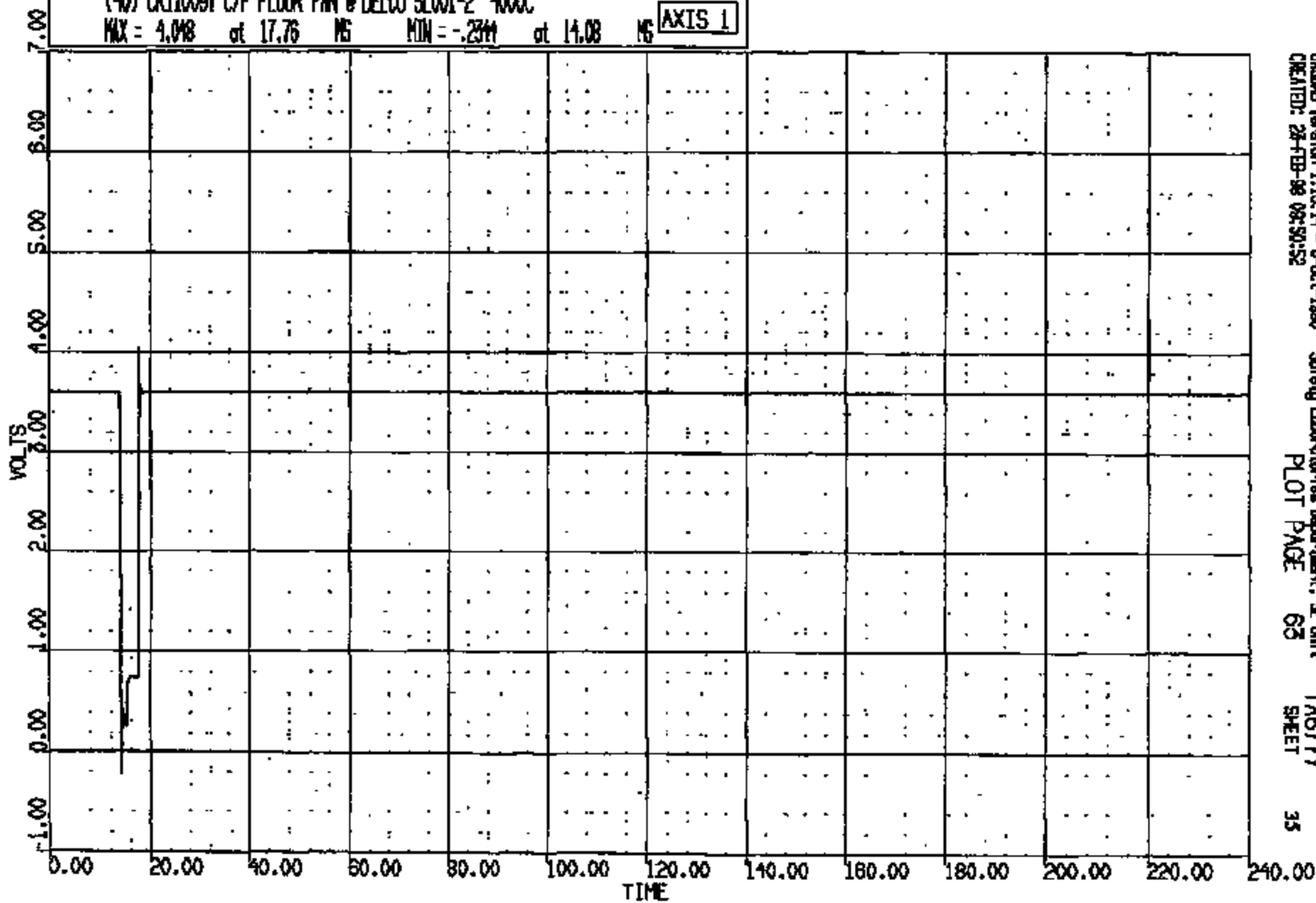


CADDS Version 1.18.14 - 8-Oct-1998 Safety Laboratories Department, SE Unit TA6777
CREATED: 28-FEB-98 09:50:50 PLOT PAGE 62 SHEET 34

CR1S 0011009

CR R: 11009 TO: TA6777 DATE: 980225 08:18:17
199X DN-101

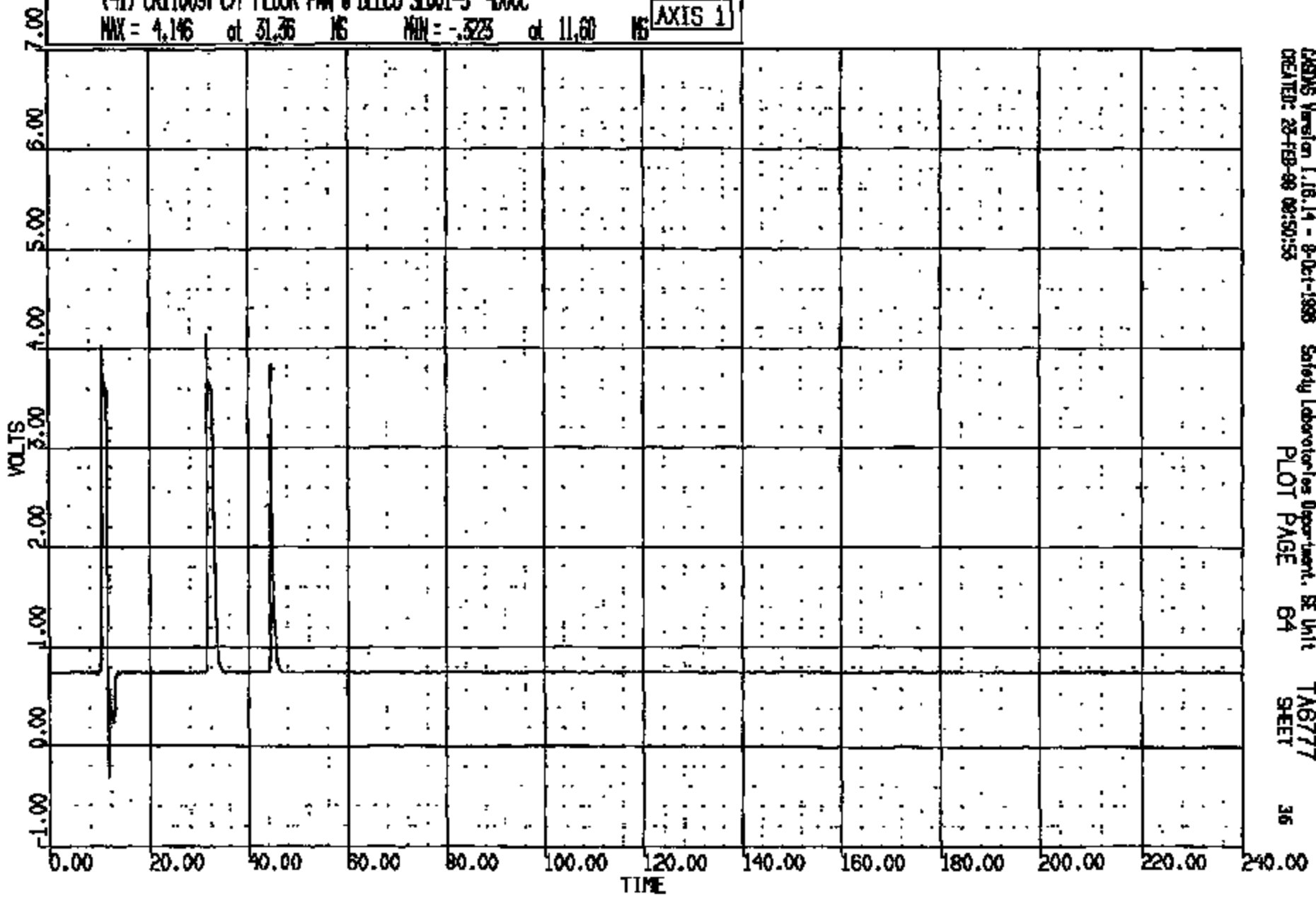
(40) CR110091 C/F FLOOR PAN @ DELCO SLOO1-2 4000C
MAX = 4.048 at 17.76 MS MIN = -.2344 at 14.08 MS **AXIS 1**



CRTS 0011009

CR R: 11009 TO: TA6777 DATE: 980225 09:18:17
198X DN-101

(41) CR11009T C/F FLOOR PAN @ DELCO S1001-3 4000C
MAX = 4.146 at 31.36 NS MIN = -.523 at 11.60 NS **AXIS 1**



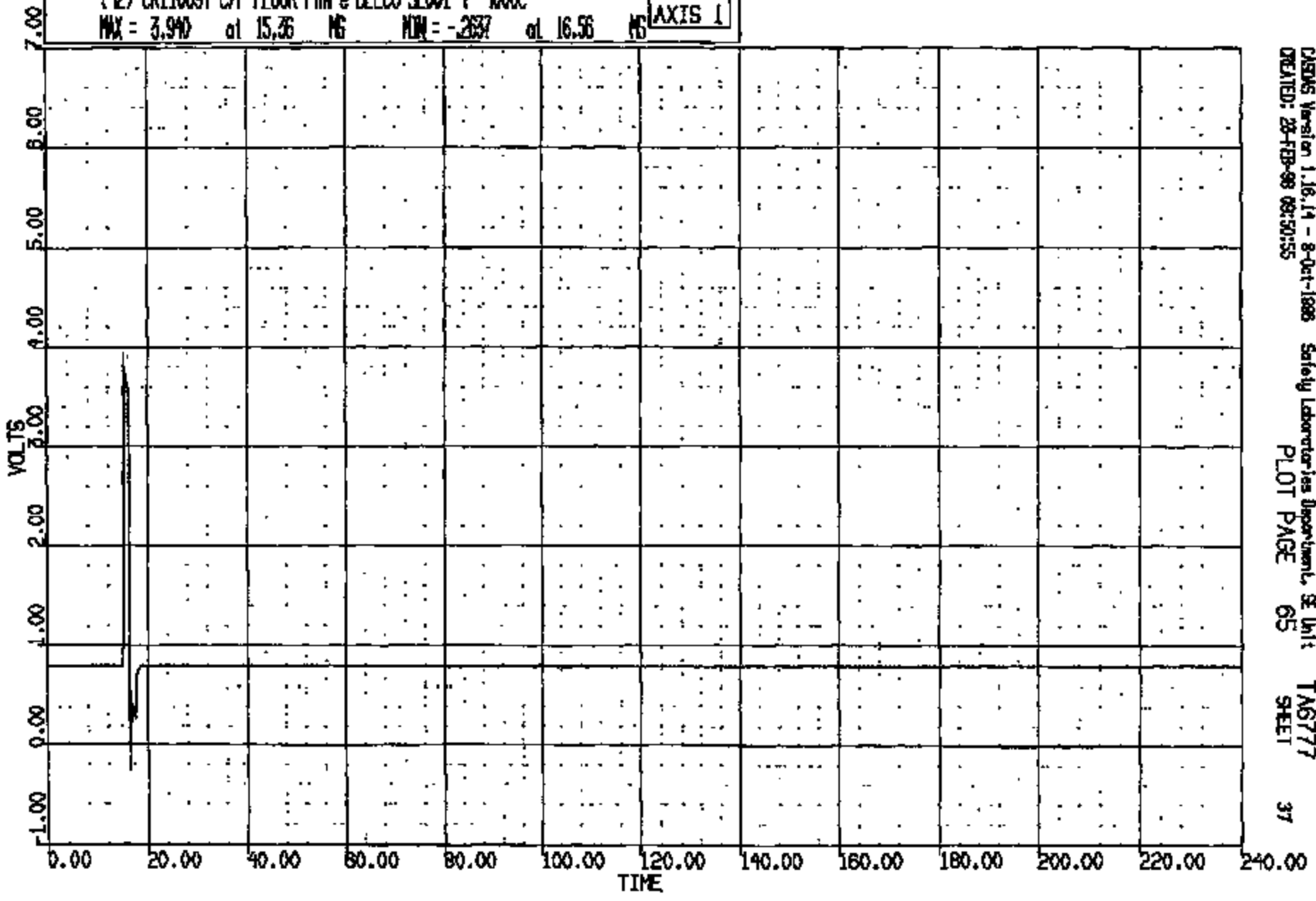
CRTS 0011009

CRIMS Version 1.18.14 - 9-Oct-1998 Safety Laboratory Department, SE Unit
CREATED: 28-FEB-98 09:50:53 PLOT PAGE 64 SHEET 36

CR R: 11009 TO: TAG777 DATE: 980228 09:18:17
199X DN-101

(42) CRL1009T C/F FLOOR PIN @ DELCO SLOOL-4 4000C
MAX = 3.940 at 15.36 MS MIN = -2637 at 16.56 MS

AXIS 1



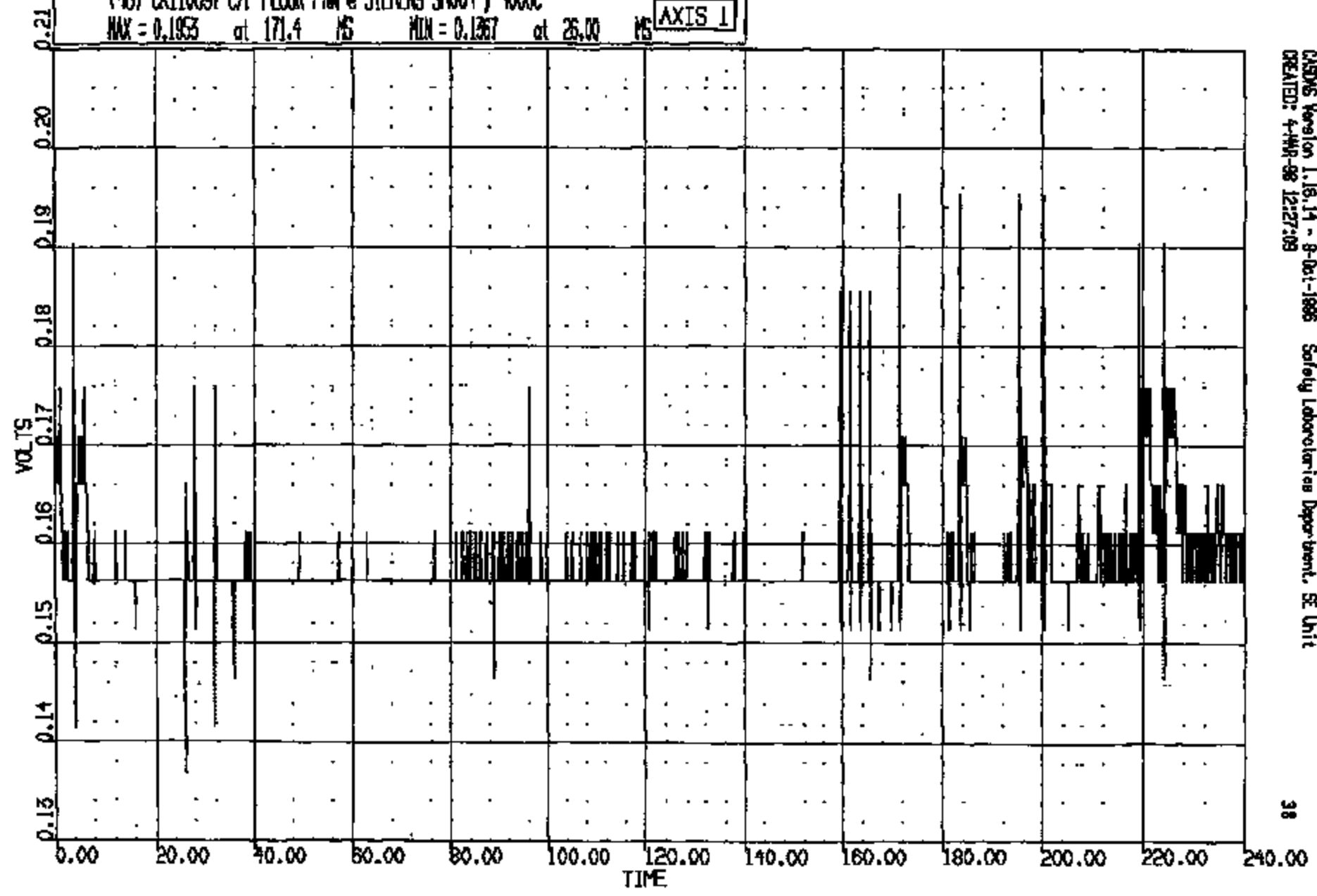
CRTS 0011009

CRIMS Version 1.16.14 - 8-Oct-1998 Safety Laboratories Department, SE Unit
TAG777
CREATED: 28-FEB-98 09:50:55 PLOT PAGE 65 SHEET 37

CR R: 11009 TO: TA6777 DATE: 980223 09:18:17
1998 TAURUS

(46) CR11009T C/F FLOOR PAN @ SIEMENS SMOO4-J 4000C
MAX = 0.1953 at 171.4 MS MIN = 0.1367 at 25.00 MS

AXIS 1

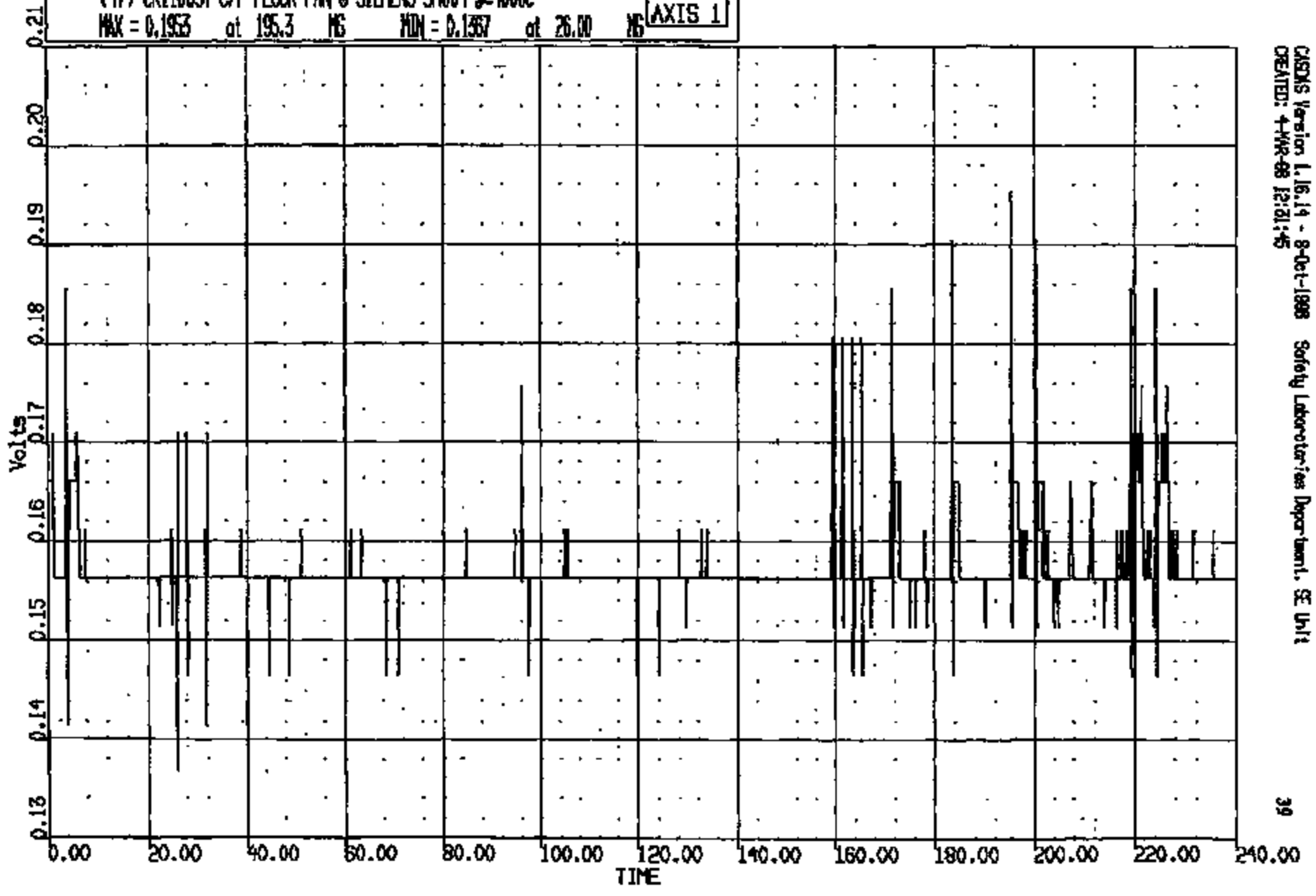


CRIS 0011009

CRIMS Version 1.16.14 - 9-Oct-1998 Safety Laboratories Department, SE Unit
CREATED: 4-MAR-98 12:27:09

CR R: 11009 TO: TA6777 DATE: 880225 09:18:17
1988 TAURUS

(47) CR110091 C/F FLOOR PAN @ SIEMENS SMO04-2-4000C
MAX = 0.1953 at 195.3 MS MIN = 0.1357 at 26.00 MS **AXIS 1**

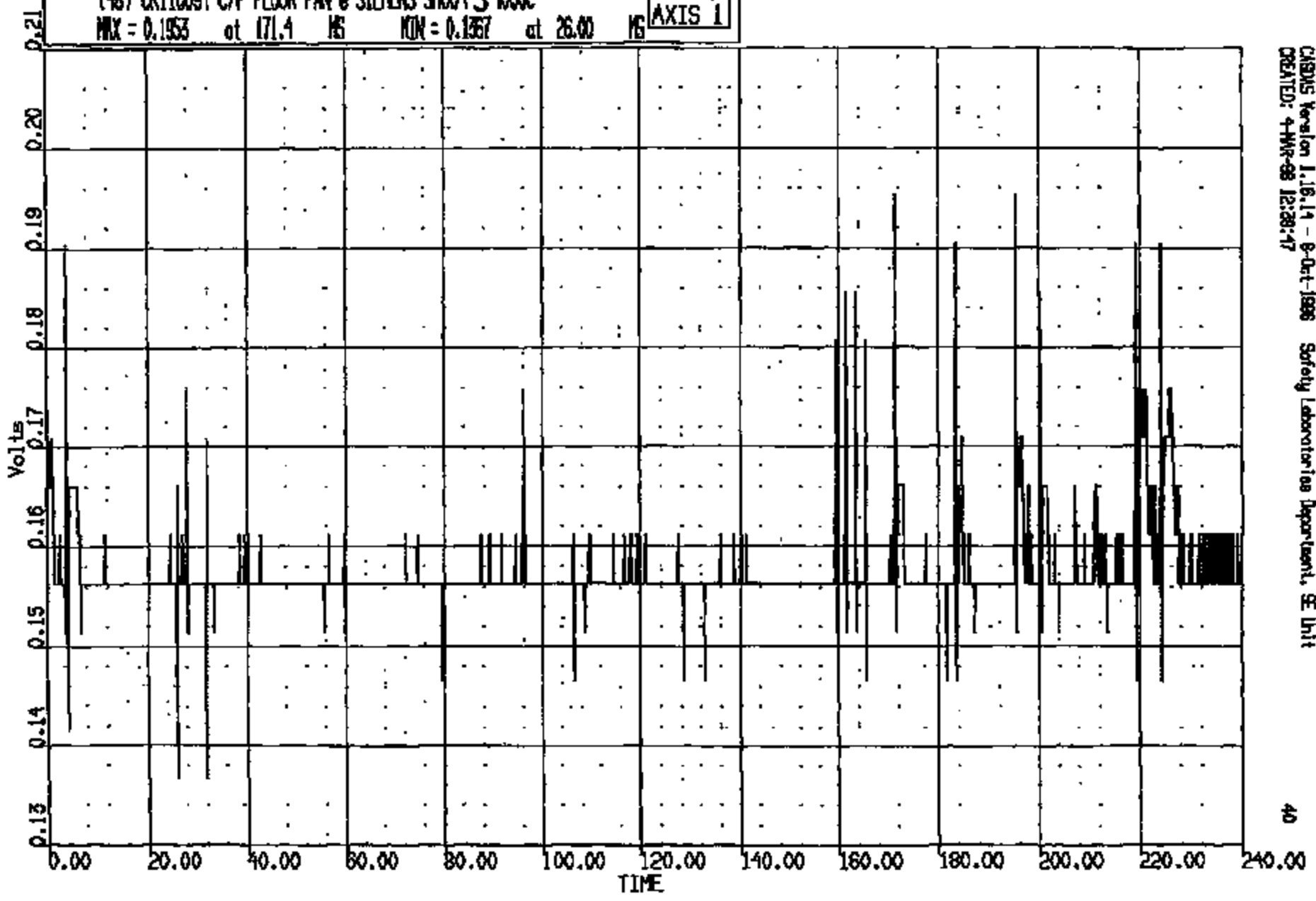


CRIS 0011009

CRIS Version 1.16.14 - 8-Oct-1988 Safety Laboratories Department, SE Unit
CREATED: 4-MAR-88 12:21:45

CR R: 11009 TO: TA6777 DATE: 990225 09:18:17
1996 TAURUS

(48) CR11009T C/F FLOOR PAV @ SIEMENS SH004-3 400C
MAX = 0.1953 at 171.4 MS MIN = 0.1367 at 26.00 MS **AXIS 1**

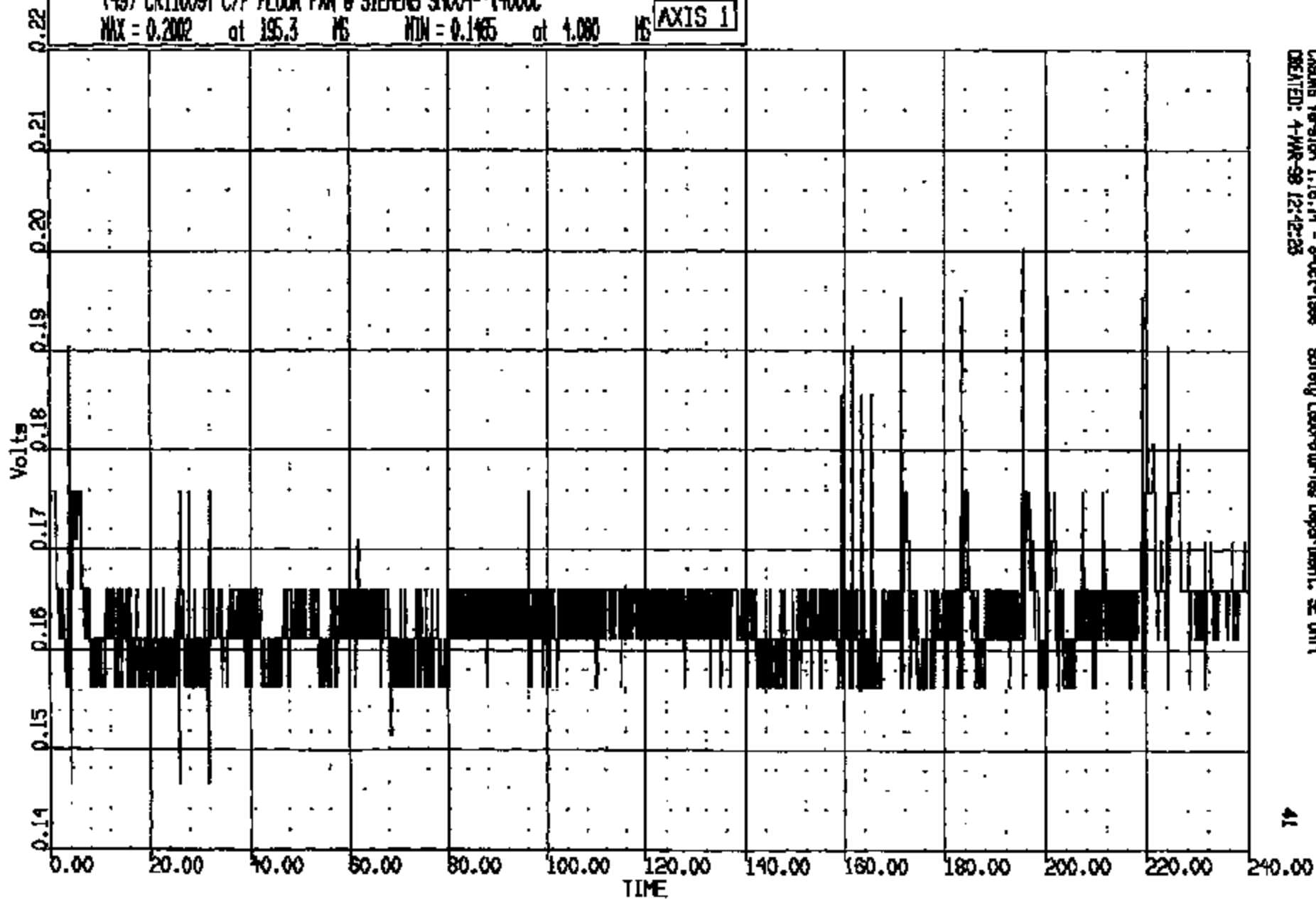


CRIS 0011009

CRISIS Version 1.16.14 - 9-Oct-1998 Safety Laboratories Department, SE Unit
CREATED: 4-MAR-98 12:28:47

CR R: 11009 TO: TA6777 DATE: 980228 09:18:17
1998 TAURUS

(49) CR11009T C/F FLOOR PAN @ SIEMENS SN004-44000C
MAX = 0.2002 at 195.3 MS MIN = 0.1465 at 4.000 MS **AXIS 1**



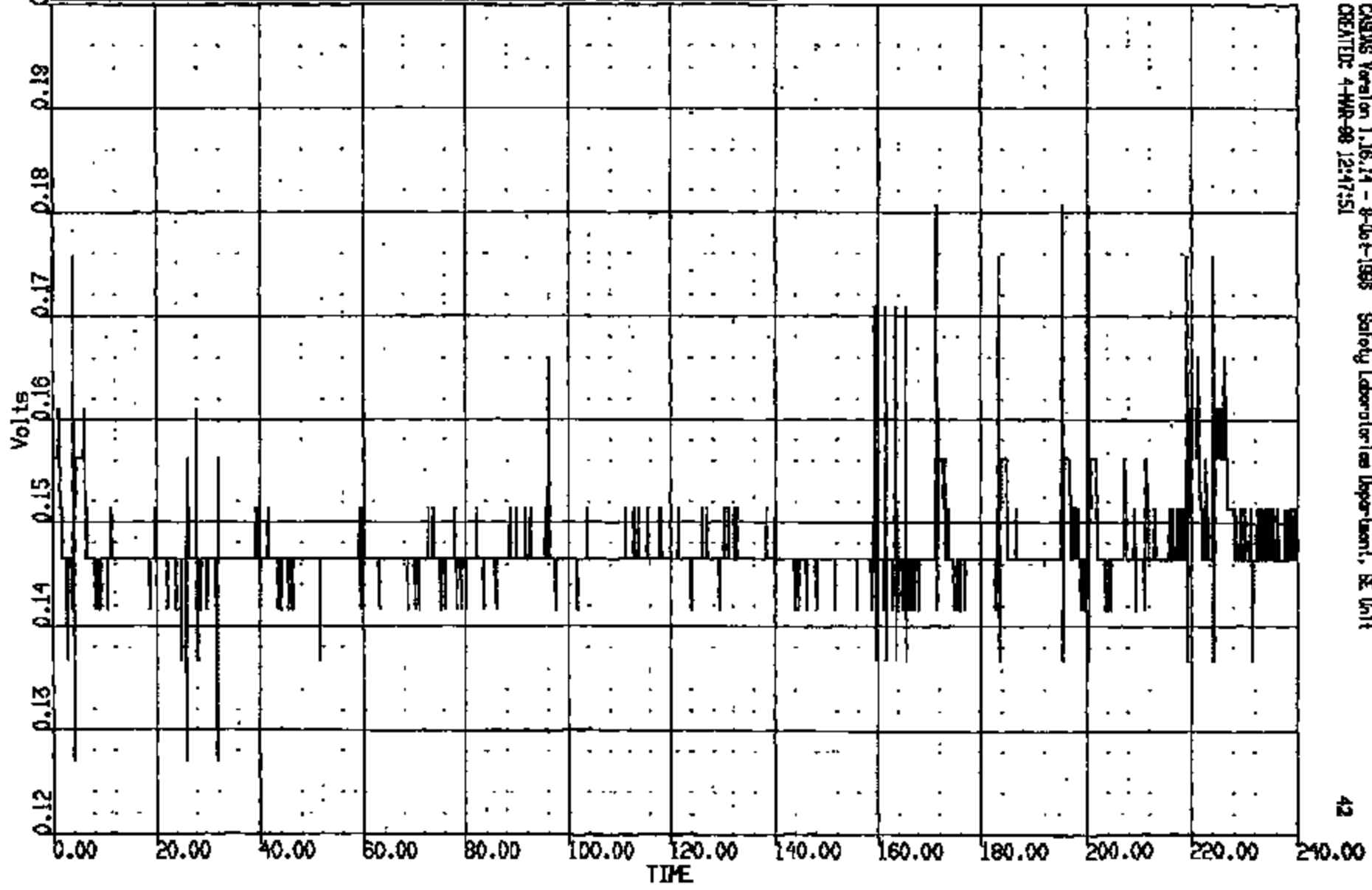
CRSMS Version 1.16.14 - 9-Oct-1998 Safety Laboratory Test Department, SE Unit
CREATED: 4-MAR-98 12:42:28

CR R: 11009 TO: TAB777 DATE: 980225 09:18:17
1996 TAURUS

(50) CR11009T C/F FLOOR PAN @ SIEMENS SPD04-5*1000C

MAX = 0.1807 at 171.4 MS MIN = 0.1270 at 4.080 MS

AXIS 1

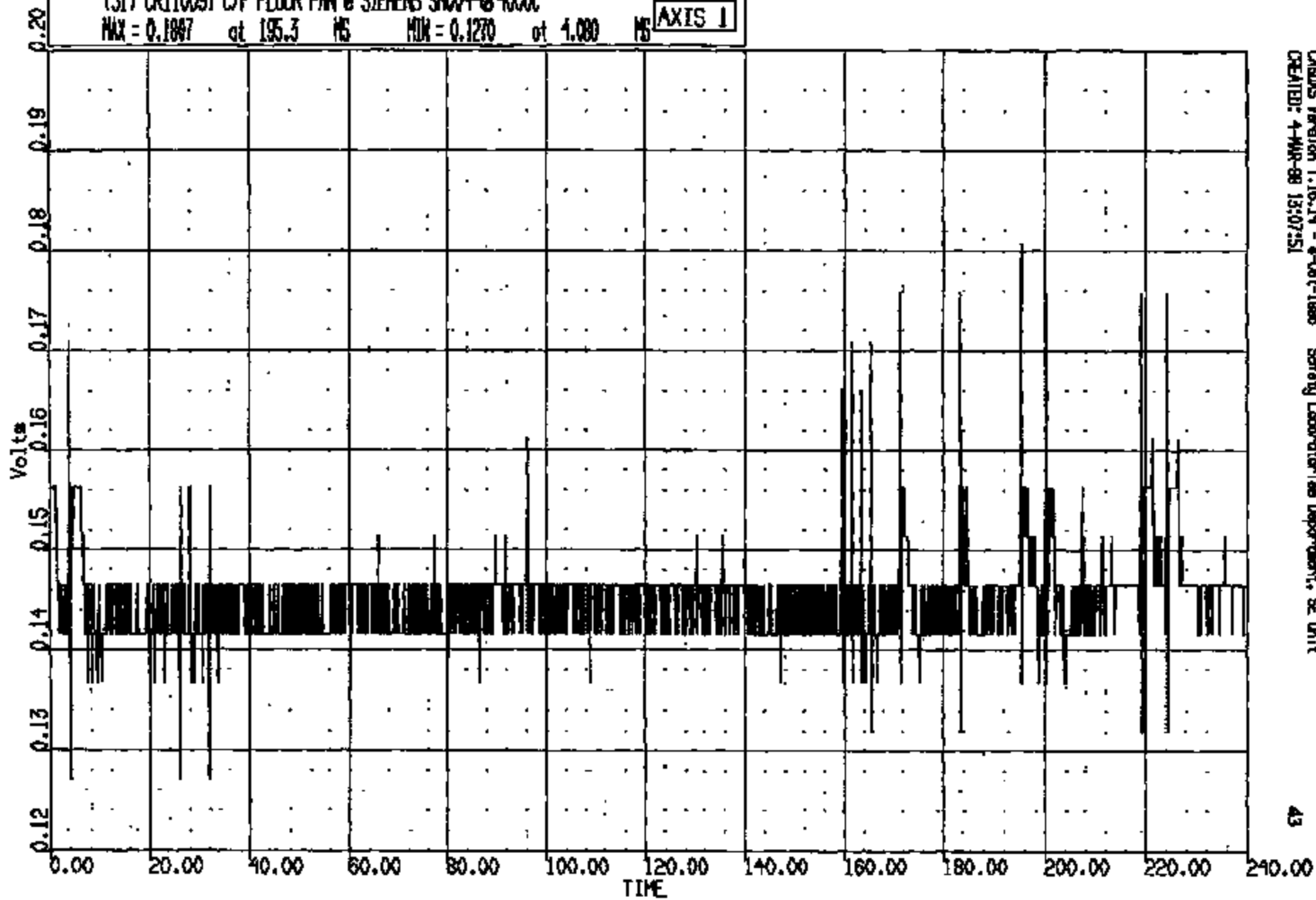


CADWIS Version 1.16.14 - 8-Jun-1998 Safety Laboratories Department, SE Unit
CREATED: 4-MAR-98 12:47:51

CRTS 0011009

CR R: 11009 TO: TA6777 DATE: 980226 09:18:17
1998 TAURUS

(51) CR11009T C/F FLOOR PAN @ SIEMENS SMD04-6 4000C
MAX = 0.1887 at 195.3 MS MIN = 0.1270 at 1.000 MS **AXIS 1**

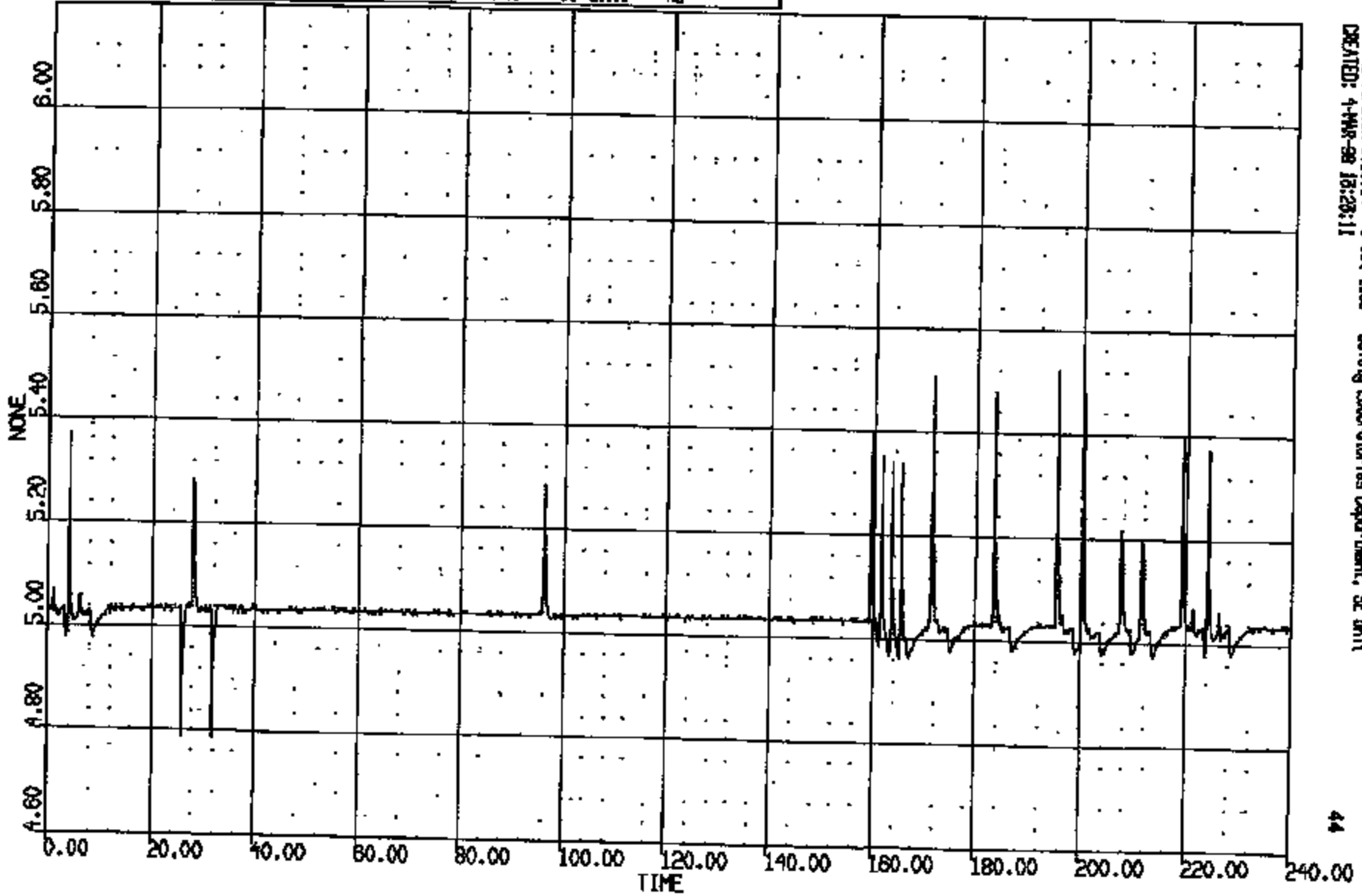


CRSAS Version 1.16.14 - 8-Oct-1998 Safety Laboratories Department, SE Unit
CREATED: 4-MAR-98 13:07:51

CR R: 11009 TO: TAB777 DATE: 980223 09:18:17
1998 TAURUS

(52) CR11009F C/F FLOOR PAN @ SIEMENS 58004-74000C

MAX = 5.522 at 195.1 MS MIN = 4.785 at 26.00 MS **AXIS 1**

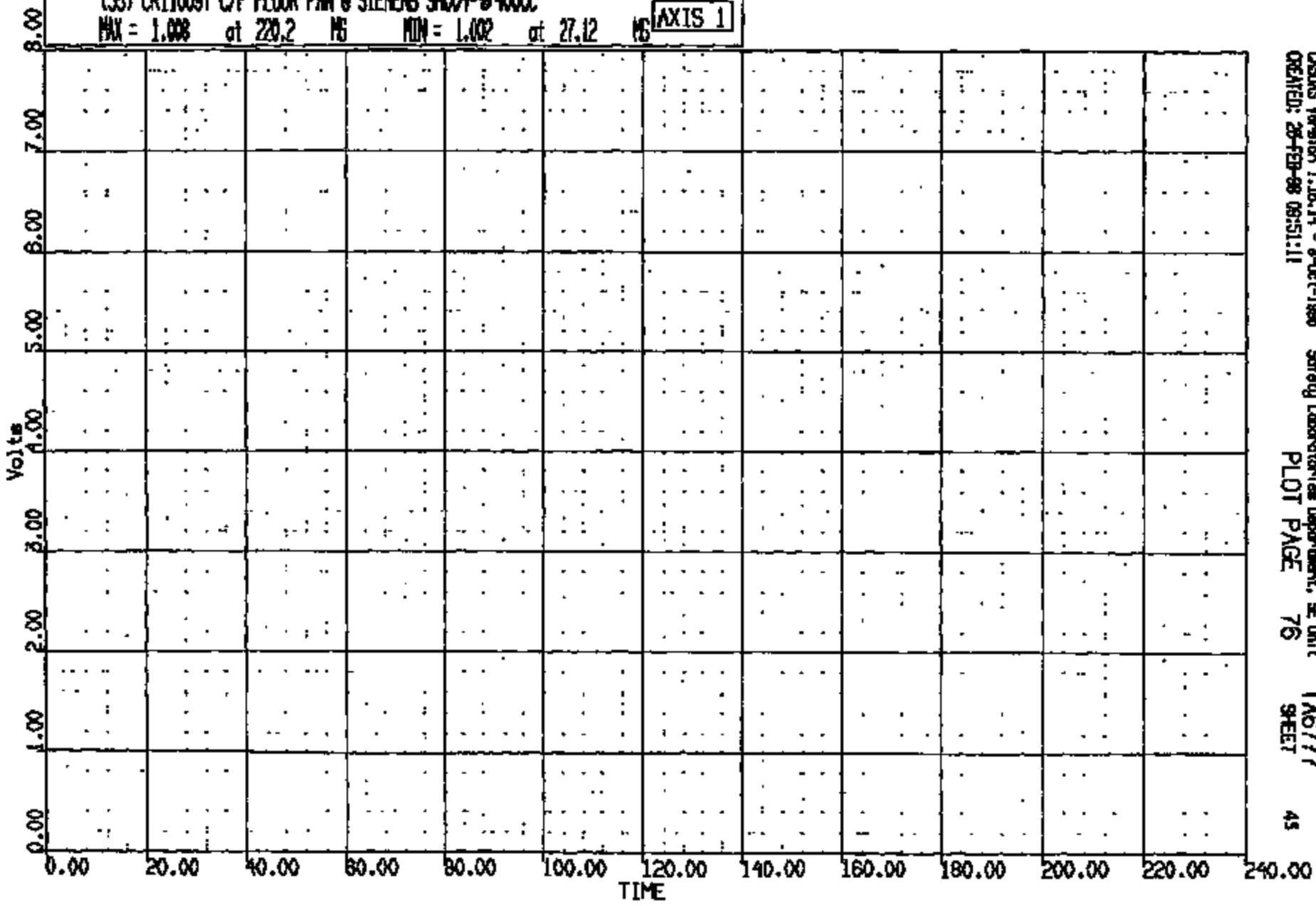


CRTS 0011009

CRTS Version 1.16.14 - B-Oct-1998 Safety Laboratories Department, SE Unit
CREATED: 4-MAR-98 13:28:11

CR: 11009 TO: TA6777 DATE: 990225 09:12:17
199X DN-101

(53) CR11009T C/F FLOOR PAN @ SIEMENS 91004-S 400C
MAX = 1.008 at 220.2 MS MIN = 1.002 at 27.12 MS **AXIS 1**

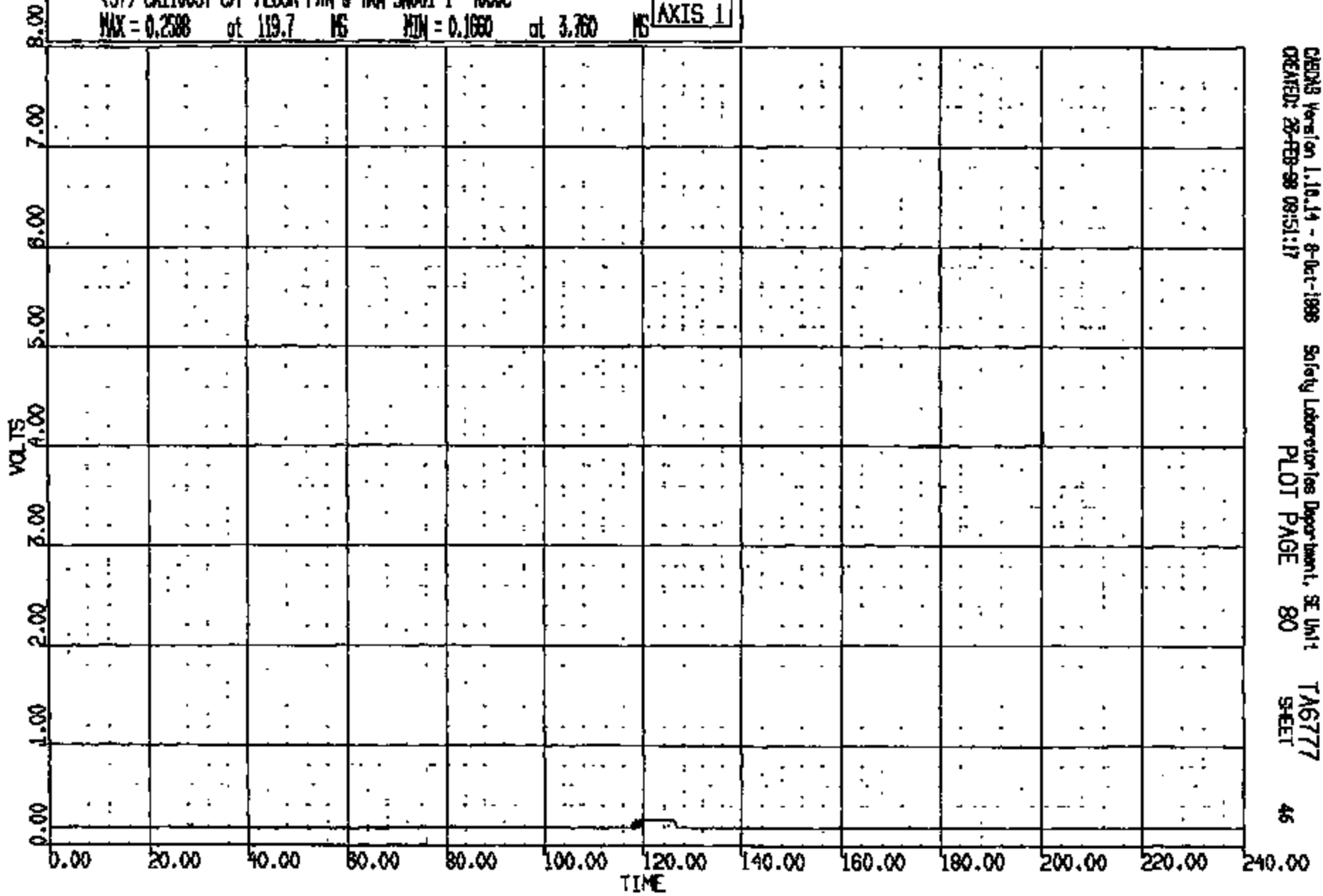


CRSIS Version 1.16.14 - 8-Oct-1999 Safety Laboratories Department, SE Unit TA6777
CREATED: 25-FEB-98 09:51:11 PLOT PAGE 76 SHEET 45

CRTS 0011009

CR R: 11009 TO: TA6777 DATE: 980225 09:18:17
199X DN-101

(57) CR11009T C/F FLOOR PAN @ TRW 5N001-1 4000C
MAX = 0.2588 at 119.7 MS MIN = 0.1660 at 3.760 MS **AXIS 1**

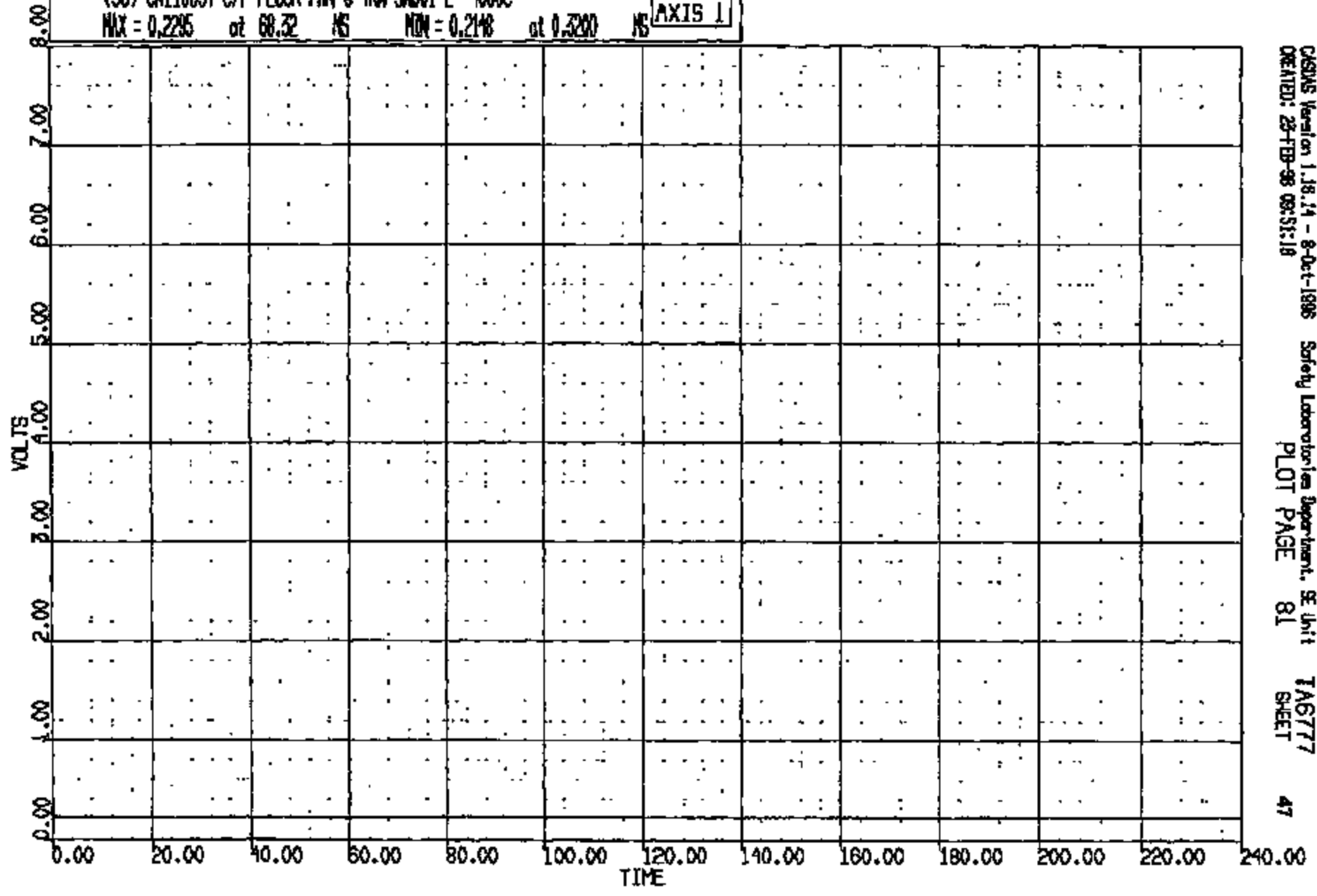


CRTS 0011009

CR R: 11009 TO: TAG777 DATE: 980225 09:18:17
188X DN-101

(58) CRL1009T C/F FLOOR PAN @ TRW SW001-2 4000C
MAX = 0.2285 at 68.32 NS MIN = 0.2148 at 0.3200 NS

AXIS 1



CRTS 0011009

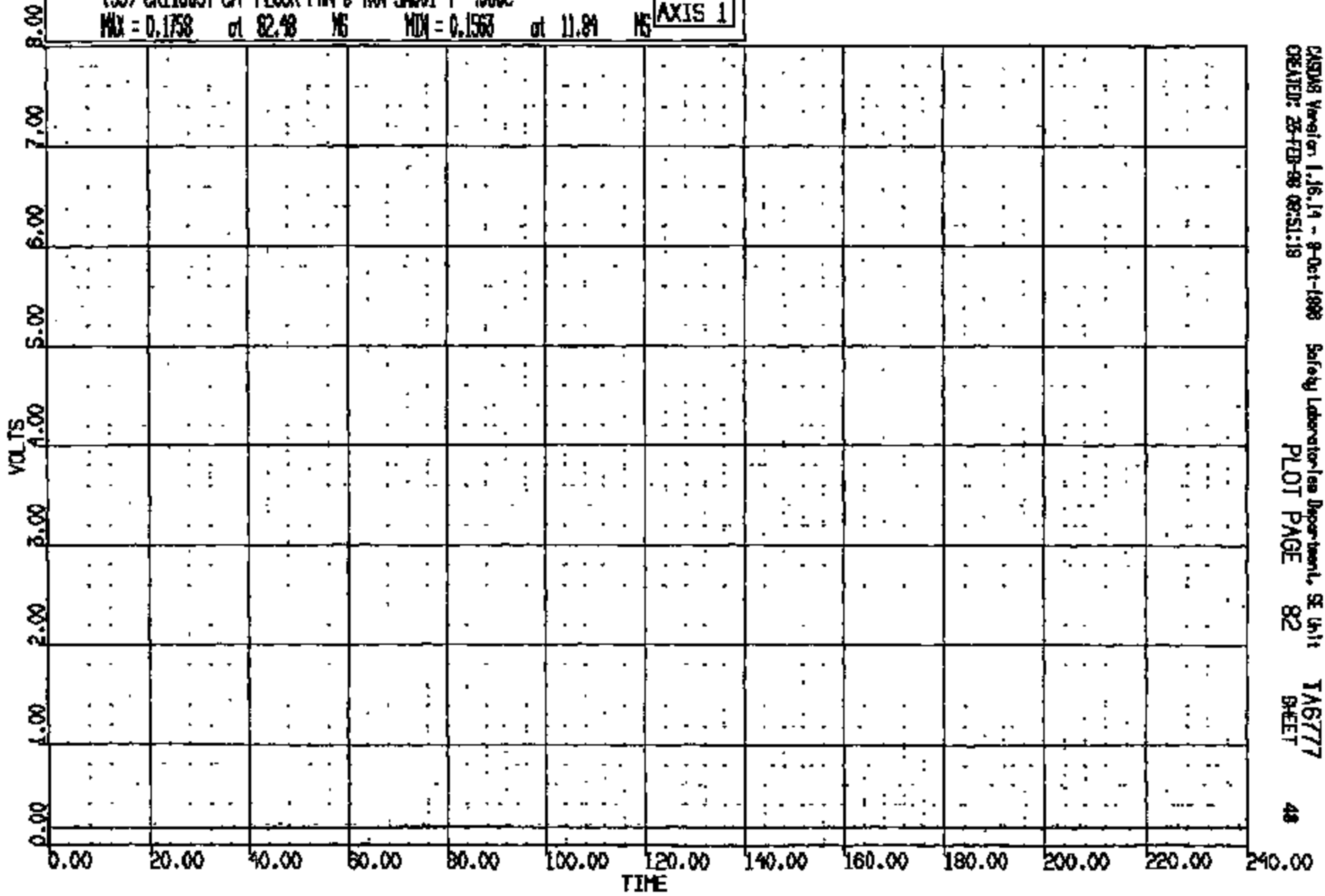
CRSIS Version 1.18.14 - 8-Oct-1998 Safety Laboratories Department, SE Unit TAG777
CREATED: 23-FEB-98 09:51:18 PLOT PAGE 81 SHEET 47

CR R: 1100B TO: TAB777 DATE: 980225 09:18:17
199X DN-101

(59) CRL1009T C/F FLOOR PAN B TRW SMD01-4 4000C

MAX = 0.1758 at 82.48 MS MIN = 0.1563 at 11.84 MS

AXIS 1



CRIS 0011009

CADLAB Version: 1.16.14 - 9-Oct-1998
CREATED: 25-FEB-98 09:51:19

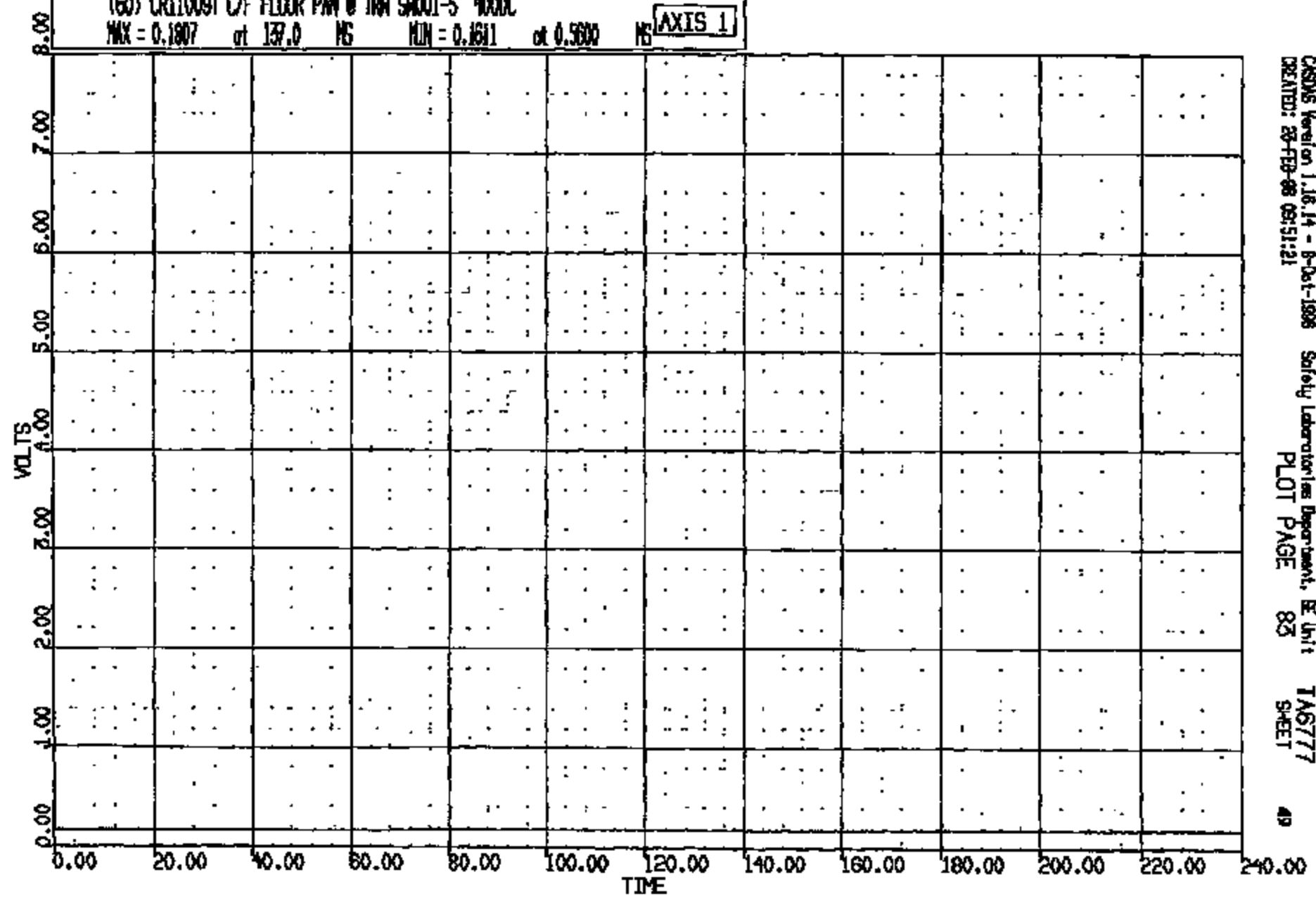
Safety Laboratory Department, SE Unit
PLOT PAGE 82

TAB777
SHEET

48

CR R: 11009 TO: TA6777 DATE: 980225 09:18:17
199X ON-101

(60) CR11009T C/F FLOOR PW @ TWA SMOO1-5 4000C
MAX = 0.1807 at 137.0 MS MIN = 0.1611 at 0.5000 MS **AXIS 1**



CRS05 Version 1.16.14 - 8-Oct-1998 Safety Laboratories Department, E Unit TA6777
CREATED: 28-FEB-98 09:51:21 PLOT PAGE 83 SHEET 49

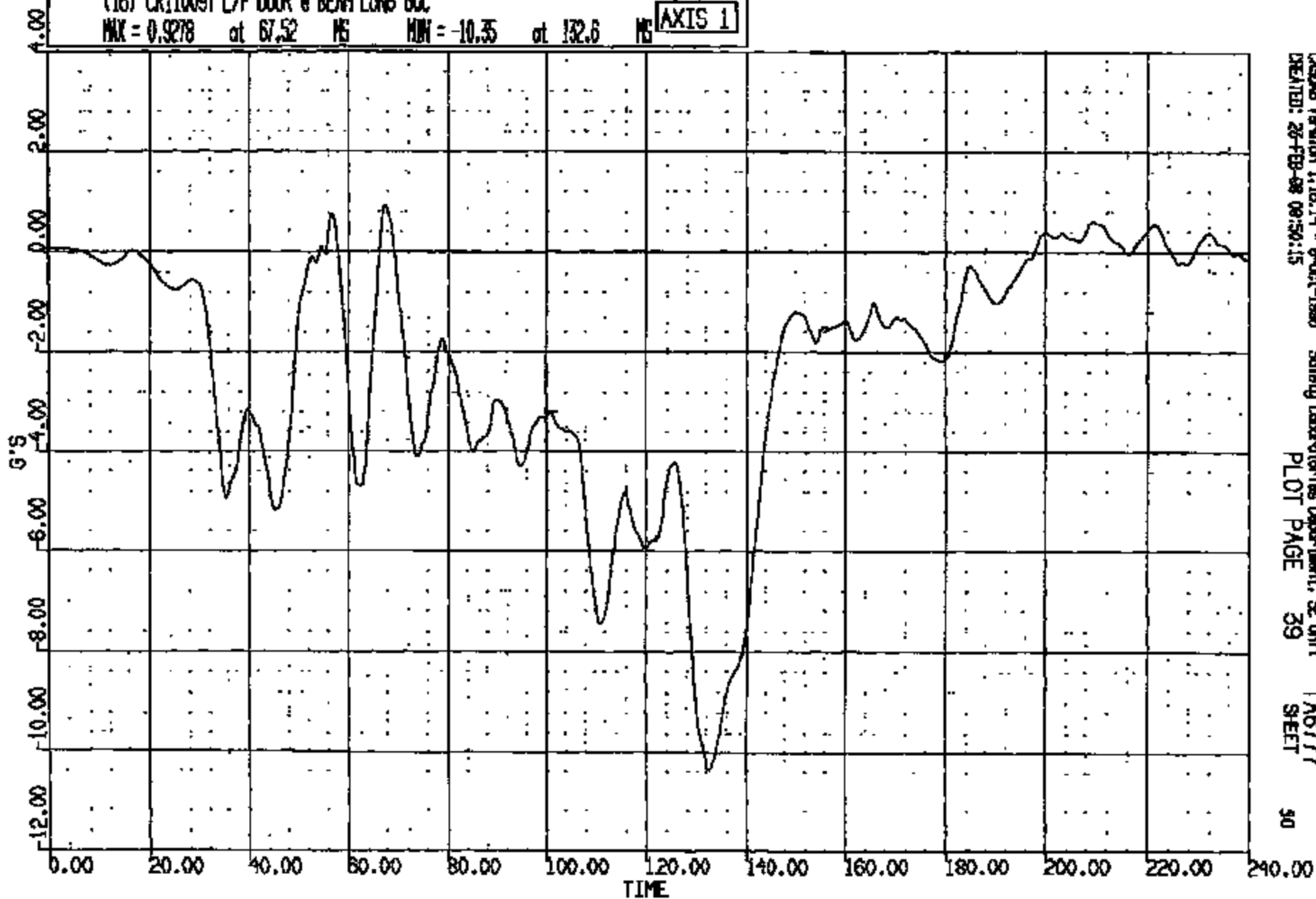
CRIS 0011009

CR: 11008 TO: TA6777 DATE: 980223 08:18:17
180X DN-101

(16) CR11008T L/F DOOR @ BEAM LONG 60C

MAX = 0.3278 at 67.52 MS MIN = -10.35 at 132.6 MS

AXIS 1

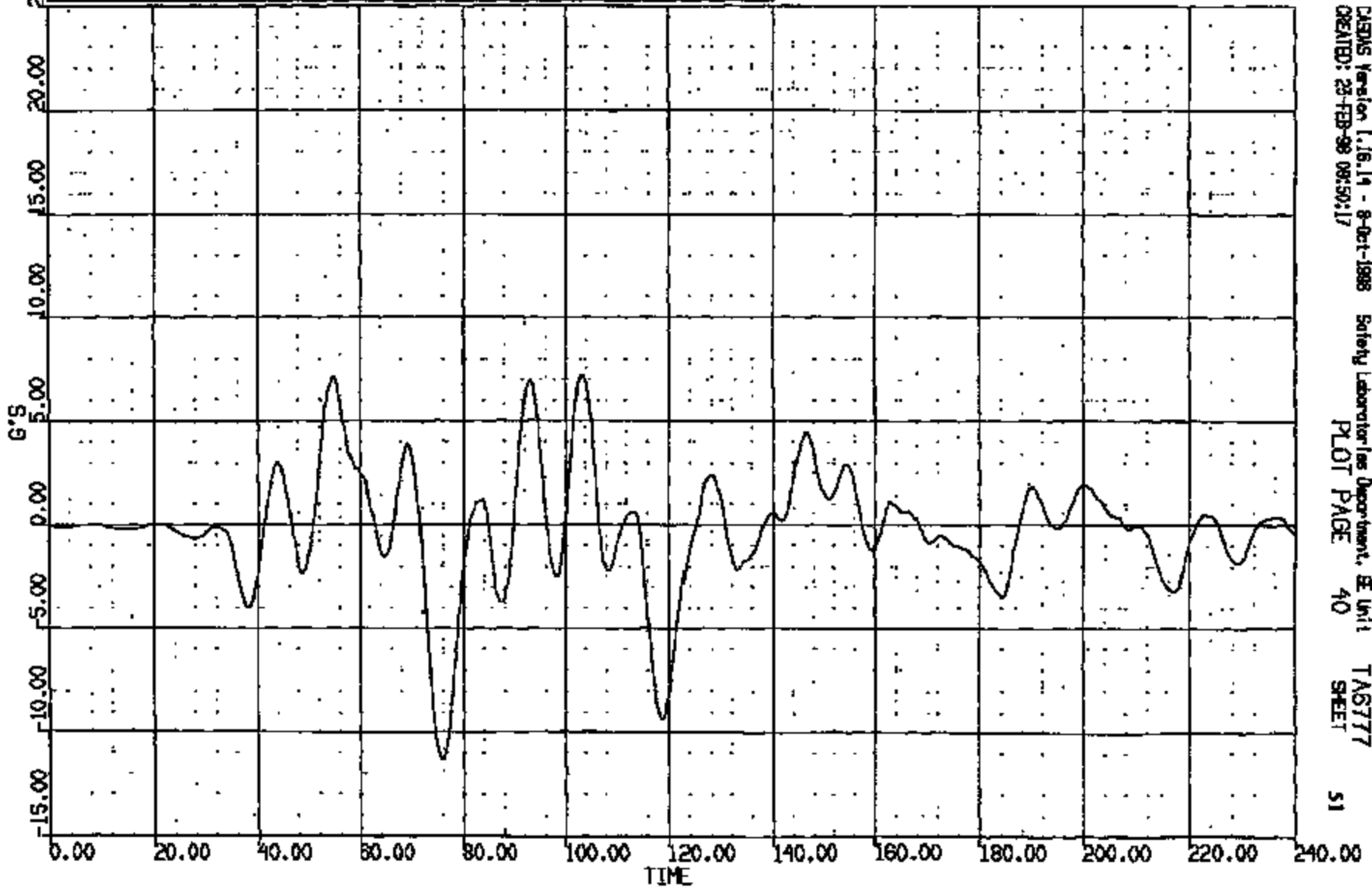


CRS05 Version 1.16.14 - 8-0-1-1988 Safety Laboratories Department, SE Unit
CREATED: 25-FEB-98 08:50:15 PLOT PAGE 39 TA6777 SHEET 90

CRIS 0011009

CR #: 11009 TO: TA6777 DATE: 880225 08:18:17
188X DN-101

(17) CR1009T L/F DOOR @ BEAM VERT 60C
MAX = 7.215 at 106.3 MS MIN = -11.32 at 75.04 MS **AXIS 1**



CRIS 0011009

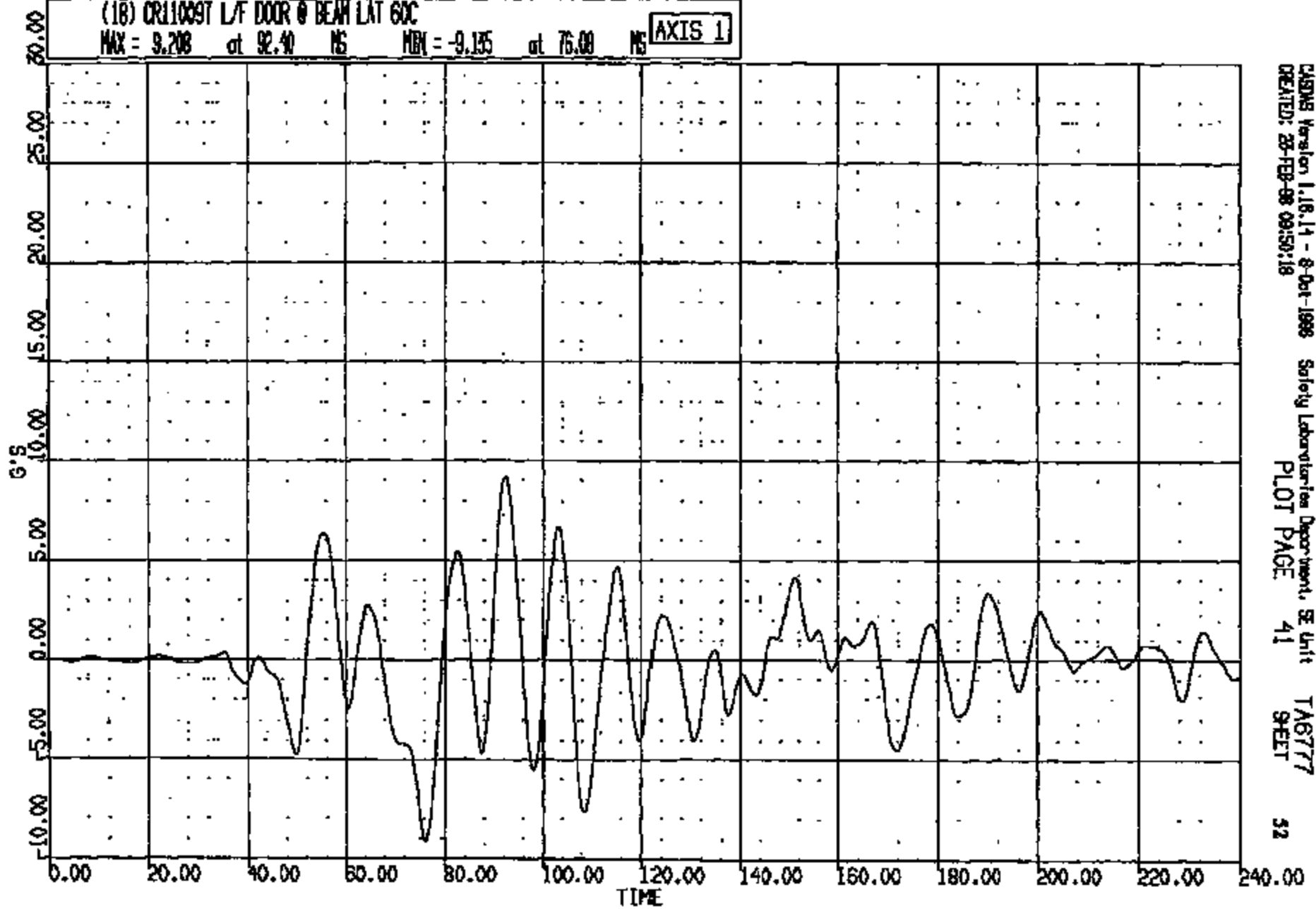
CRIS Version 1.16.14 - 8-Oct-1988 Safety Laboratory Department, E Unit
CREATED: 23-FEB-98 08:50:17
PLOT PAGE 40
TA6777
SHEET 51

CR R: 11009 TO: TAG777 DATE: 880225 09:18:17
100X DN-101

(18) CR110097 L/F DOOR @ BEAM LAT 60C

MAX = 9.208 at 92.40 MS MIN = -9.135 at 76.00 MS

AXIS 1



CRSMS Version 1.18.14 - 8-Oct-1988
CREATED: 25-FEB-88 09:50:18

Safety Laboratories Department, SE Unit
PLOT PAGE 41

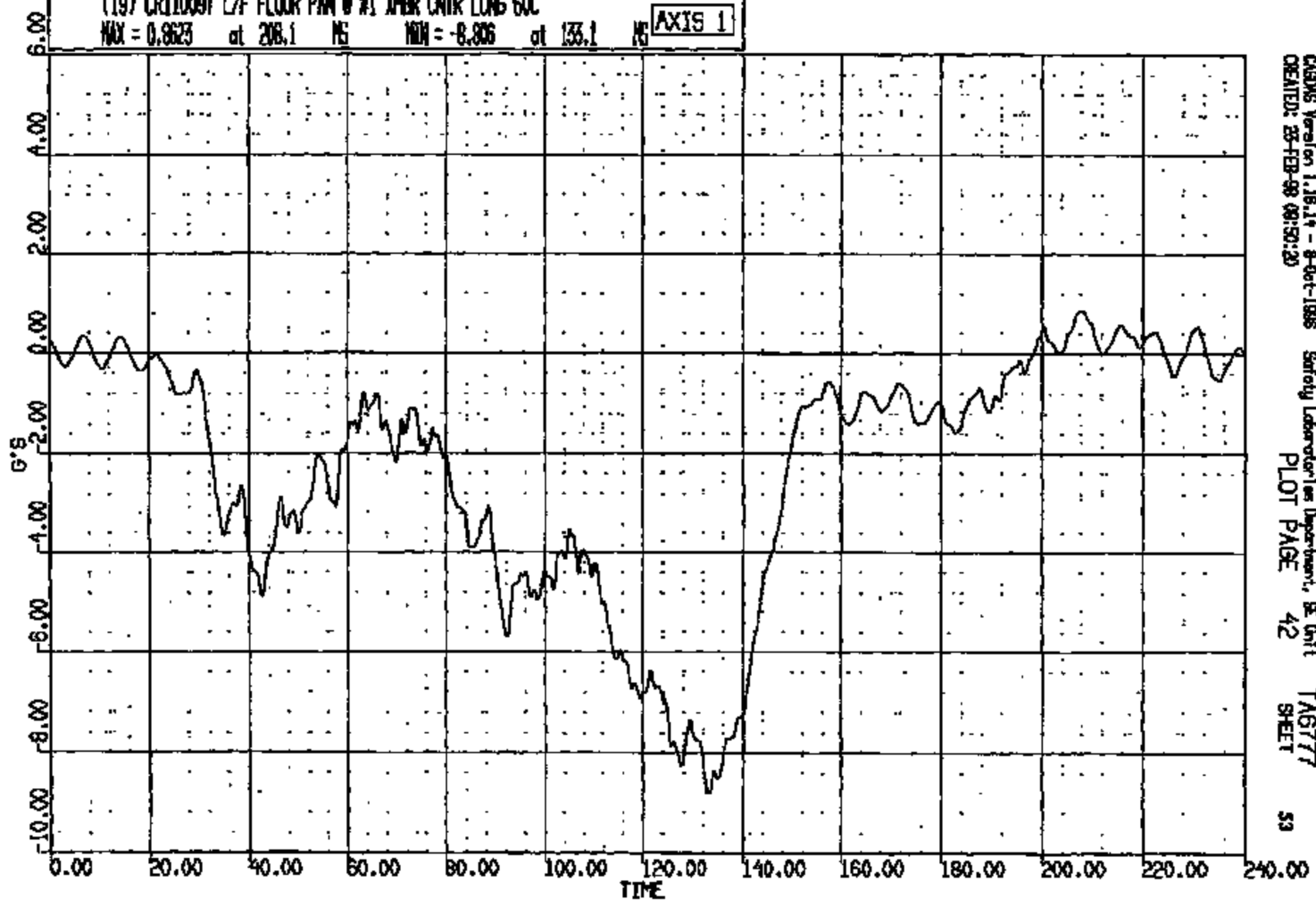
TAG777
SHEET

52

CR110097

CR R: 11009 TO: TAG777 DATE: 980225 09:18:17
199X DN-101

(19) CR110097 L/F FLOOR PAN @ #1 XMR CNTR LONG SOC
MAX = 0.9623 at 208.1 MS MIN = -8.906 at 133.1 MS **AXIS 1**

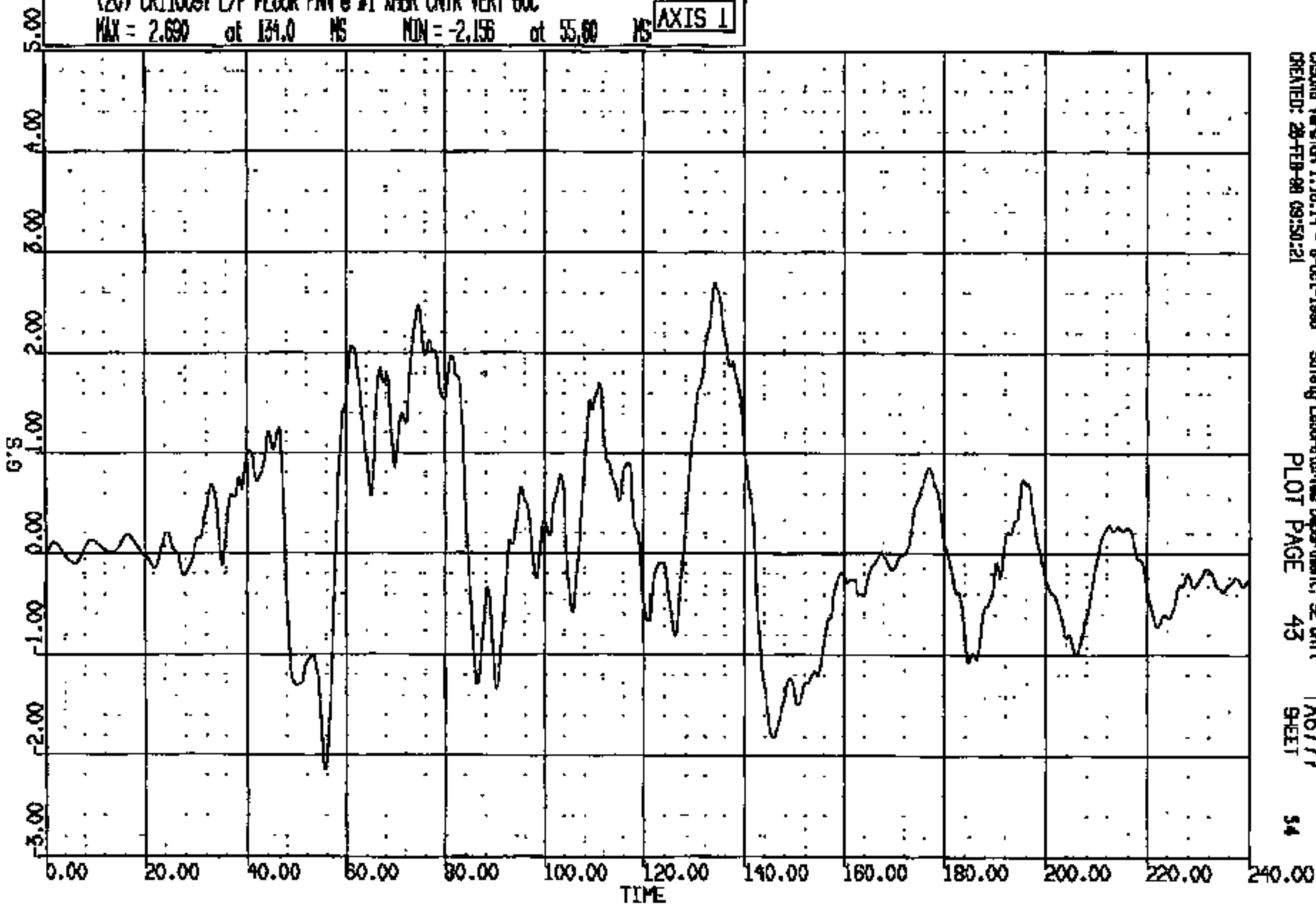


CRAMS Version 1.16.14 - 8-Oct-1998 Safety Laboratories Department, BE Unit TAG777
CREATED: 25-FEB-98 09:50:20 PLOT PAGE 42 SHEET 53

CR110097

CR R: 11009 TO: TA6777 DATE: 980228 09:18:17
100X DN-101

(20) CRJ1009T L/F FLOOR PAN @ #1 XFER CNTR VERT 60C
MAX = 2.690 at 134.0 MS MIN = -2.156 at 55.00 MS **AXIS 1**

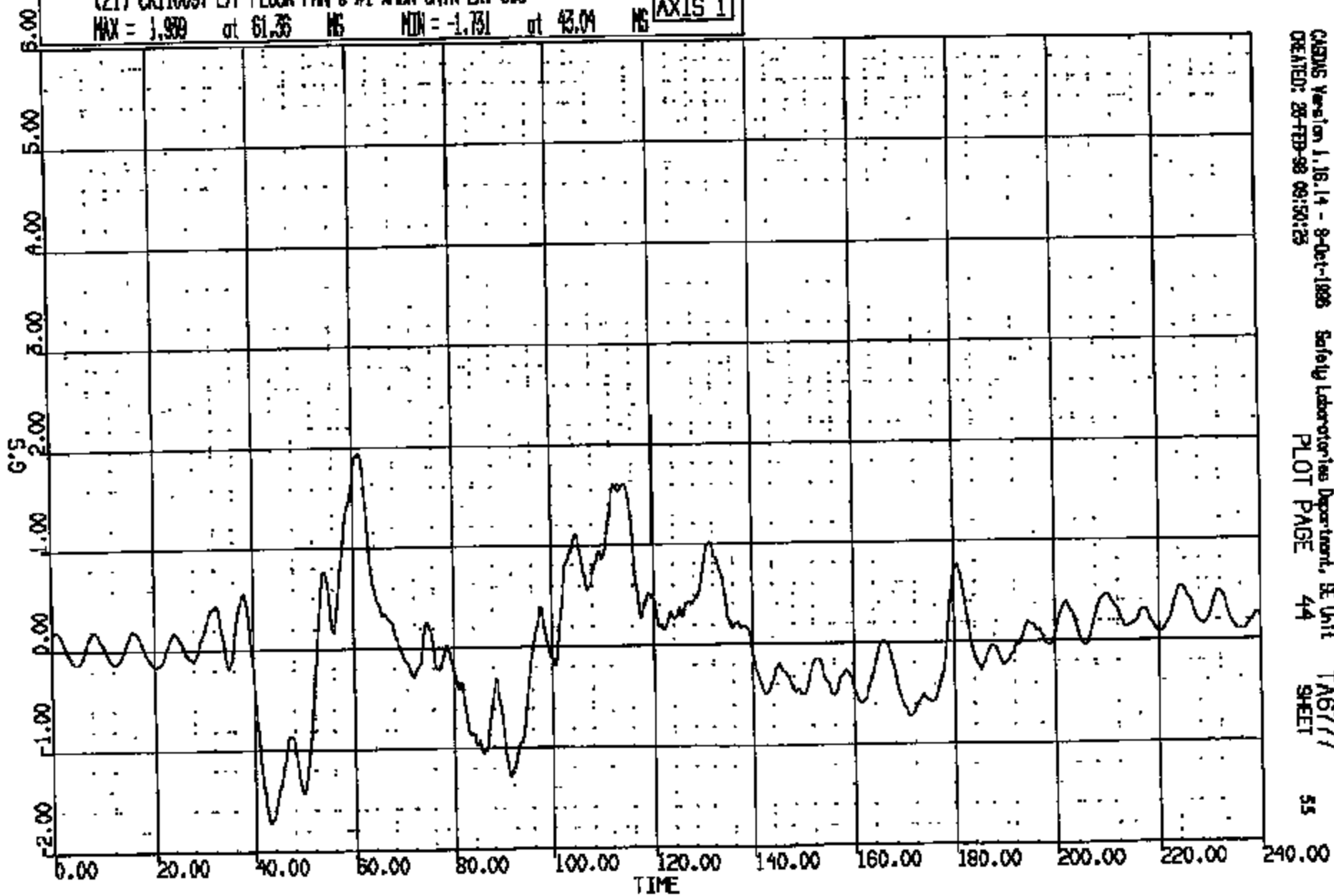


DISAB Version 1.16.14 - 8-Oct-1986 Safety Laboratories Department, SE Unit
CREATED: 28-FEB-98 09:50:21 PLOT PAGE 43 TA6777 SHEET 54

CRTS 0011009

CR R: 11009 TO: TAB777 DATE: 880225 09:12:17
198X DN-101

(21) CR11009T L/F FLOOR PAN @ #1 XMR CNTR LAT 60C
MAX = 1.989 at 61.35 MS MIN = -1.731 at 83.04 MS **AXIS 1**

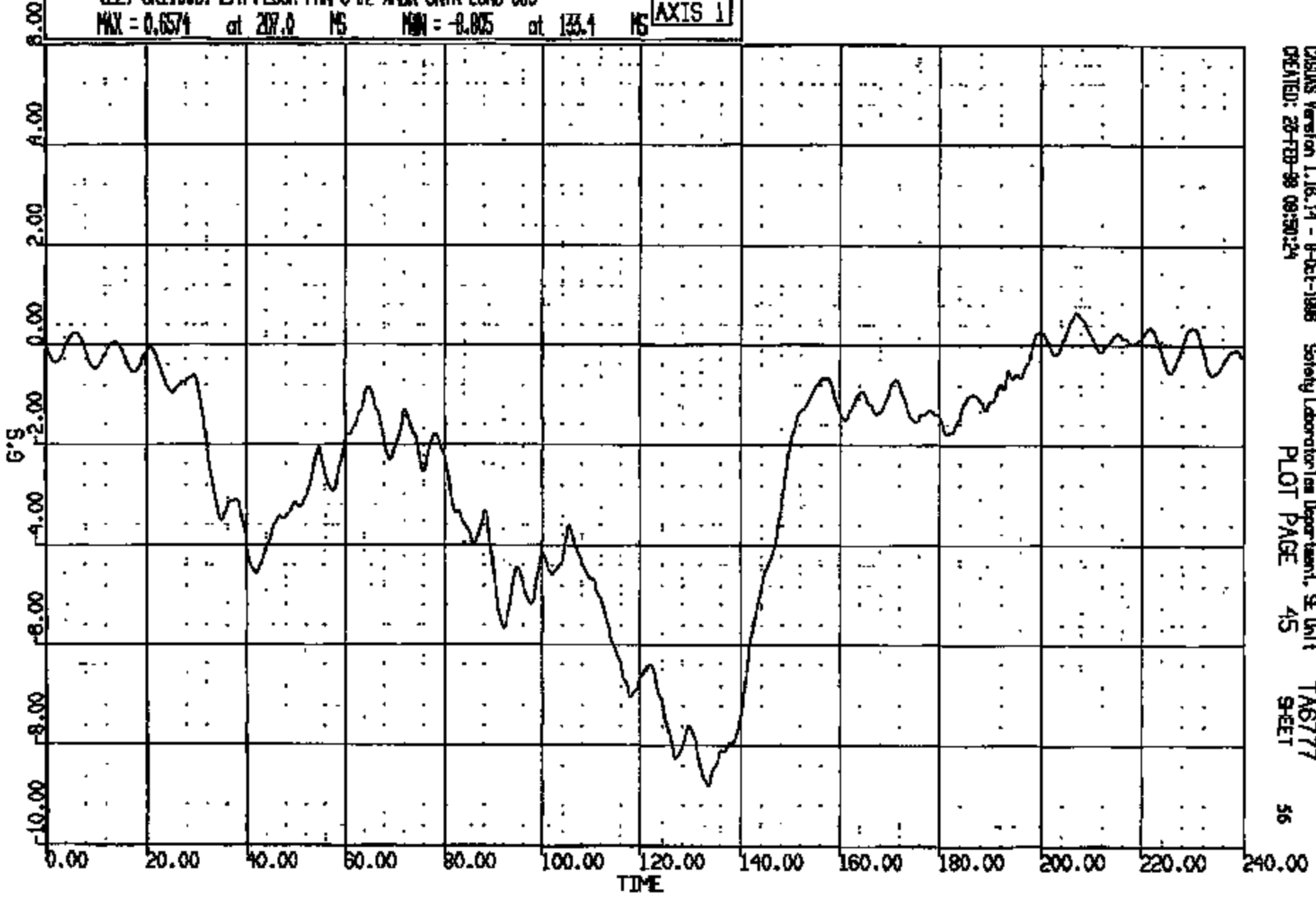


CASUS Version 1.16.14 - 8-Oct-1988 Safety Laboratories Department, SE Unit
CREATED: 28-FEB-88 09:50:23 PLOT PAGE 44 **TAB777**
SHEET 55

CRTS 0011009

CR R: 11009 TO: TAB777 DATE: 880223 09:18:17
188X DN-101

(22) CR11009T L/A FLOOR PAN @ #2 XNER CNTR LONG 60C
MAX = 0.6574 at 207.0 MS MIN = -8.8025 at 133.4 MS **AXIS 1**

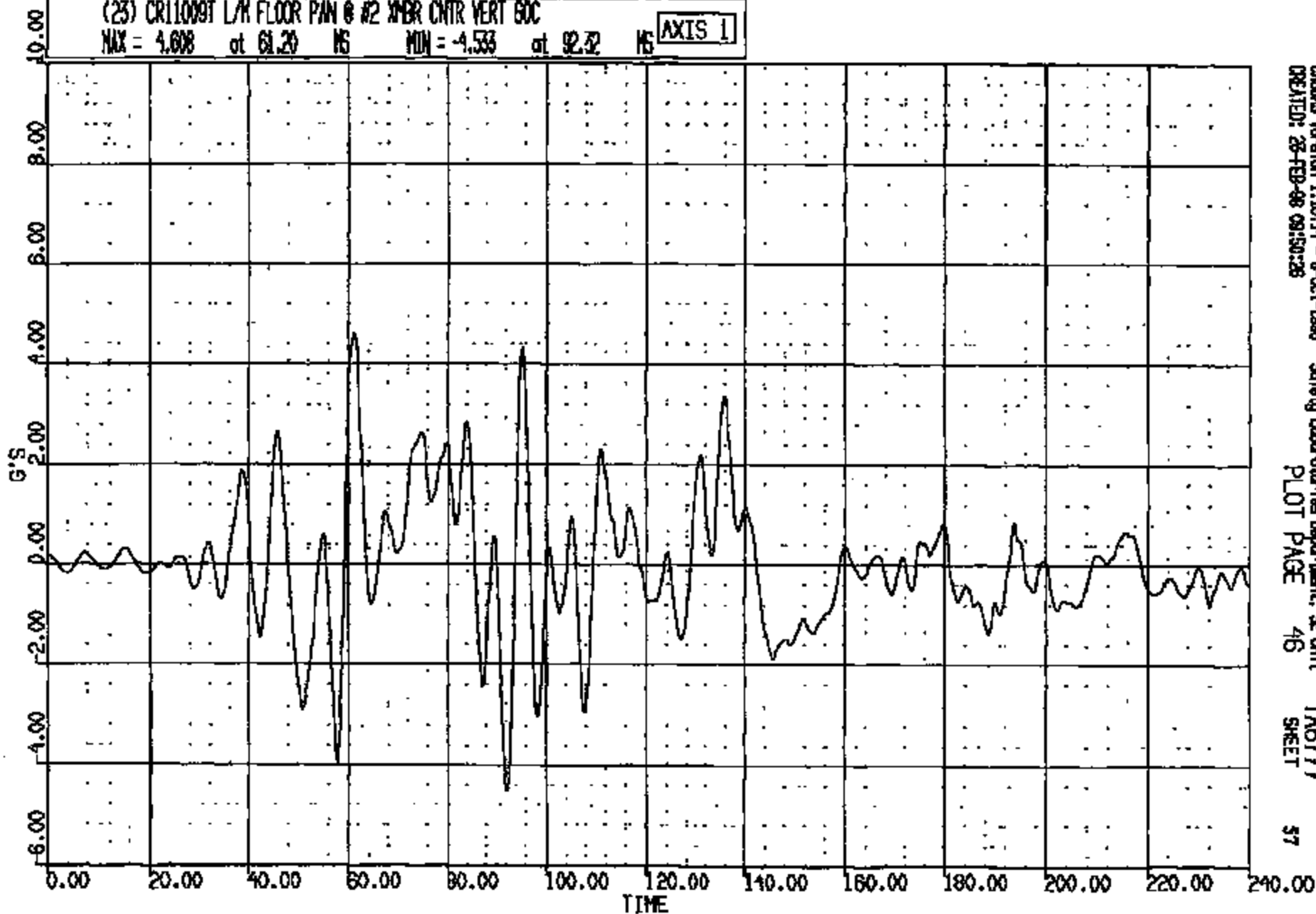


CRISIS Version 1.16.14 - 8-Oct-1988 Safety Laboratories Department, SE Unit
CREATED: 23-FEB-88 09:50:24
PLOT PAGE 45 SHEET 56

CRIS 0011009

CR R: 11009 TO: TA6777 DATE: 880228 09:18:17
199X DN-101

(23) CR11009T L/R FLOOR PAN @ #2 XMR CNTR VERT GOC
MAX = 4.608 at 61.20 MS MIN = -4.533 at 92.32 MS AXIS 1



CASIMS Version 1.16.14 - 8-Oct-1986
CREATED: 28-FEB-88 09:50:28

Safety Laboratories Department, SE Unit
PLOT PAGE 46

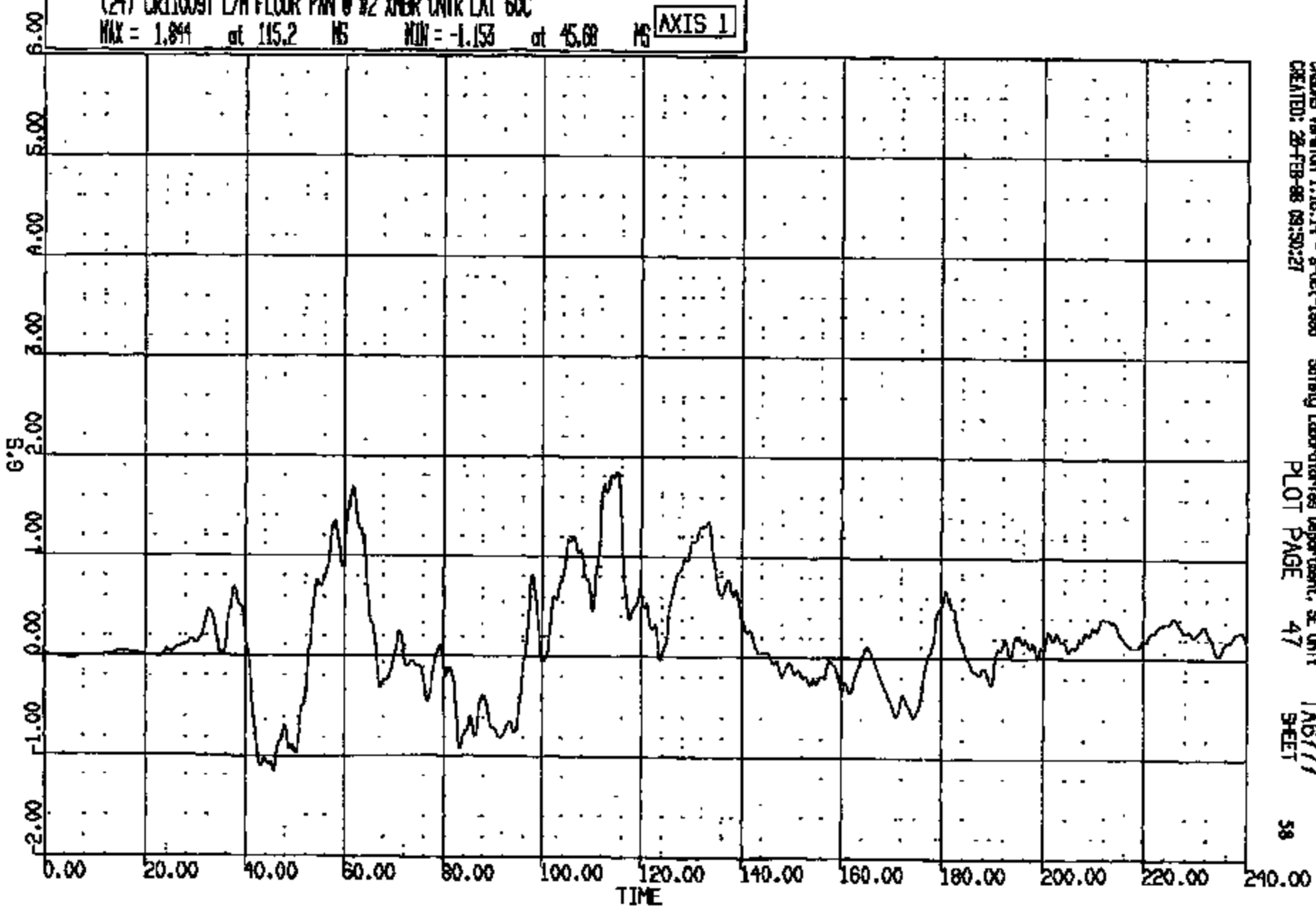
TA6777
SHEET

57

CRTS 0011009

CR R: 11008 TO: TAB777 DATE: 980225 09:18:17
180X DN-101

(24) CR11009T L/H FLOOR PAN @ #2 XNER CNTR LAT 60C
MAX = 1.894 at 115.2 MS MIN = -1.153 at 45.68 MS **AXIS 1**

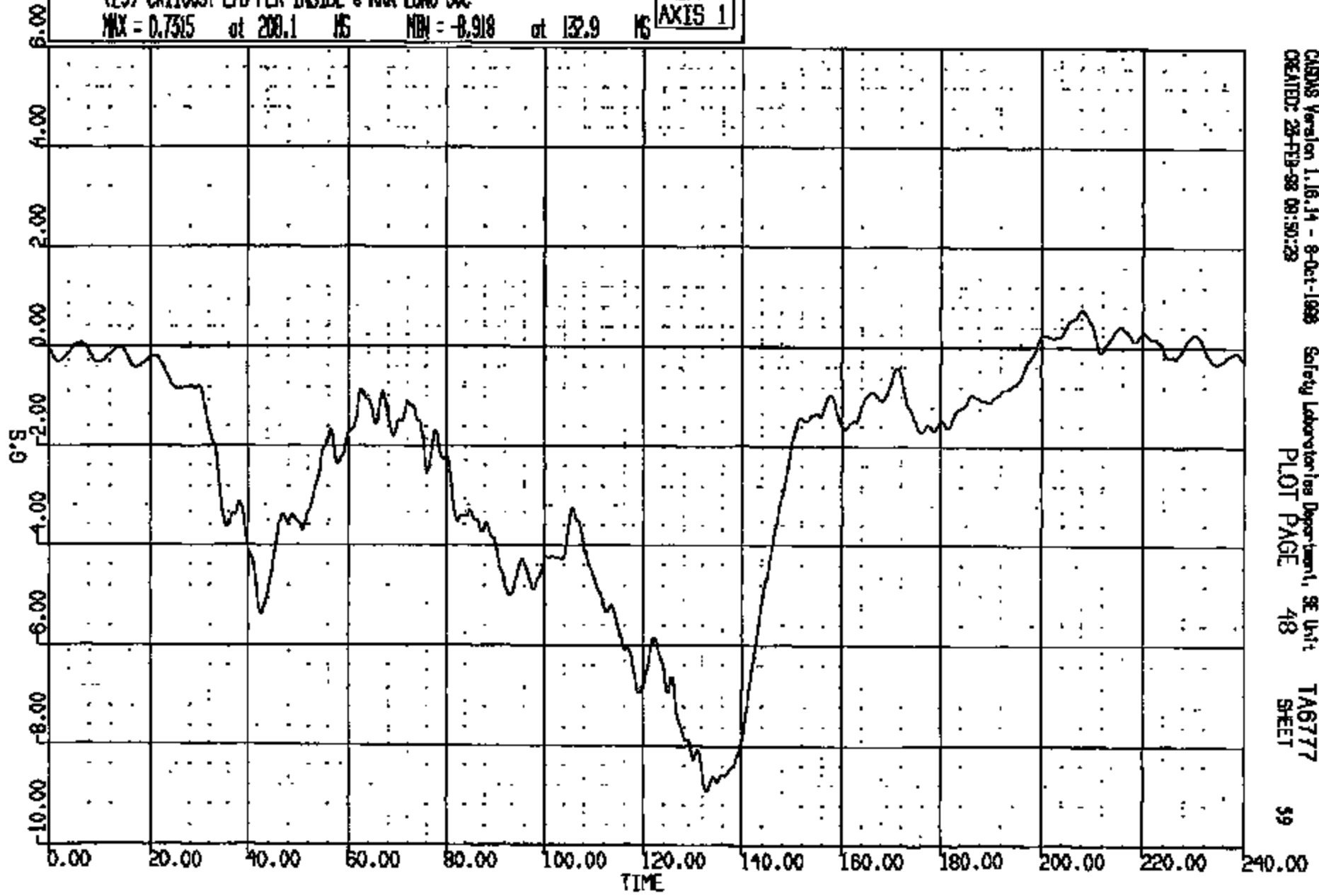


CASMS Version 1.16.14 - 8-Oct-1998 Safety Laboratories Department, SE Unit
CREATED: 28-FEB-88 09:50:27 PLOT PAGE 47 TAB777 SHEET 58

CRTS 0011009

CR R: 11009 TO: TA6777 DATE: 080226 09:18:17
100X DN-101

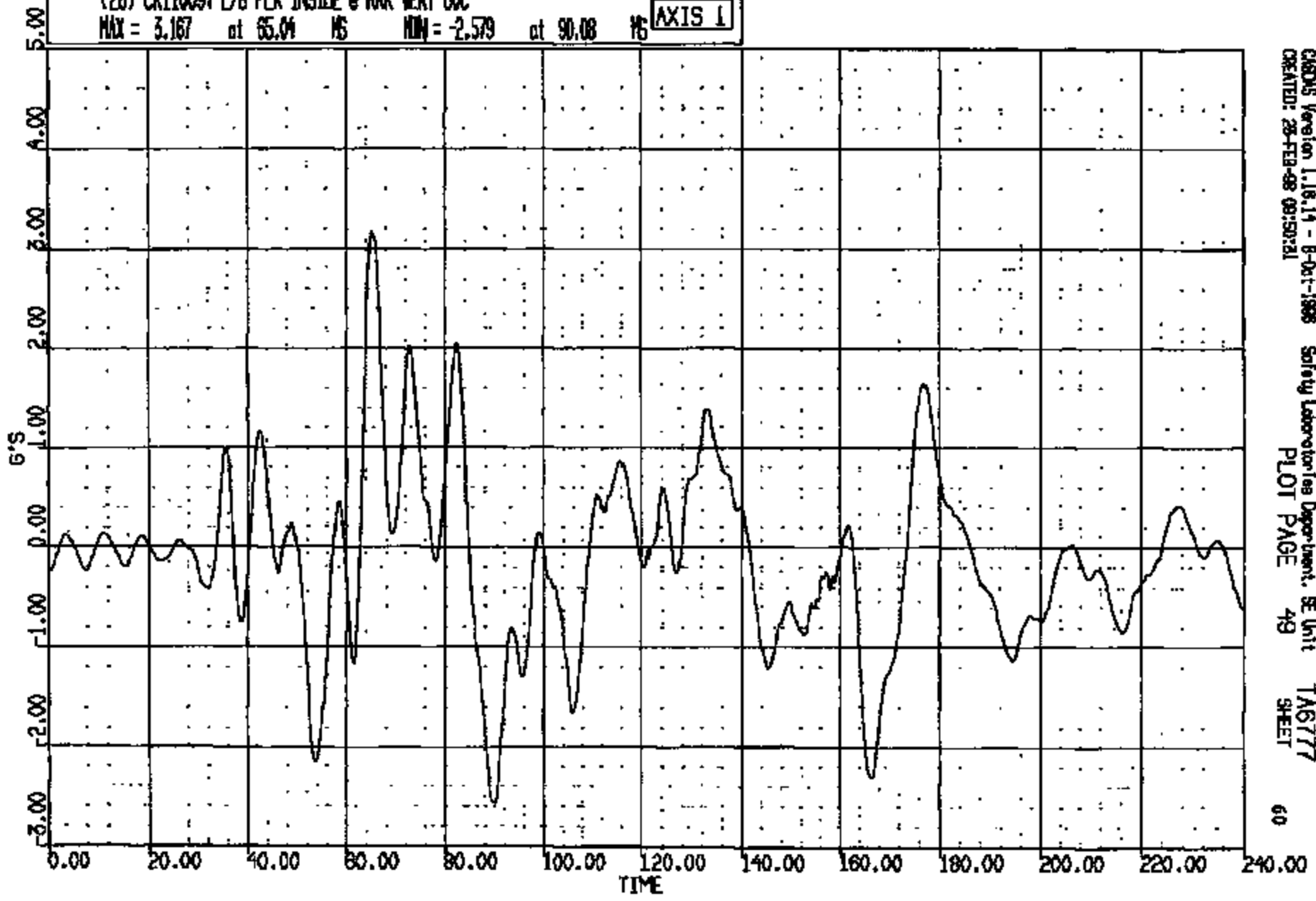
(25) CR11009T L/B-PLR INSIDE @ RKR LONG SOC
MAX = 0.7315 at 208.1 MS MIN = -8.918 at 132.9 MS **AXIS 1**



CRTS 0011009

DR R: 11009 TO: TAG777 DATE: 880223 09:18:17
198X DN-101

(26) CRL1009T L/B-PLR INSIDE @ RKR VERT 60C
MAX = 3.167 at 65.04 MS MIN = -2.579 at 90.08 MS **AXIS 1**

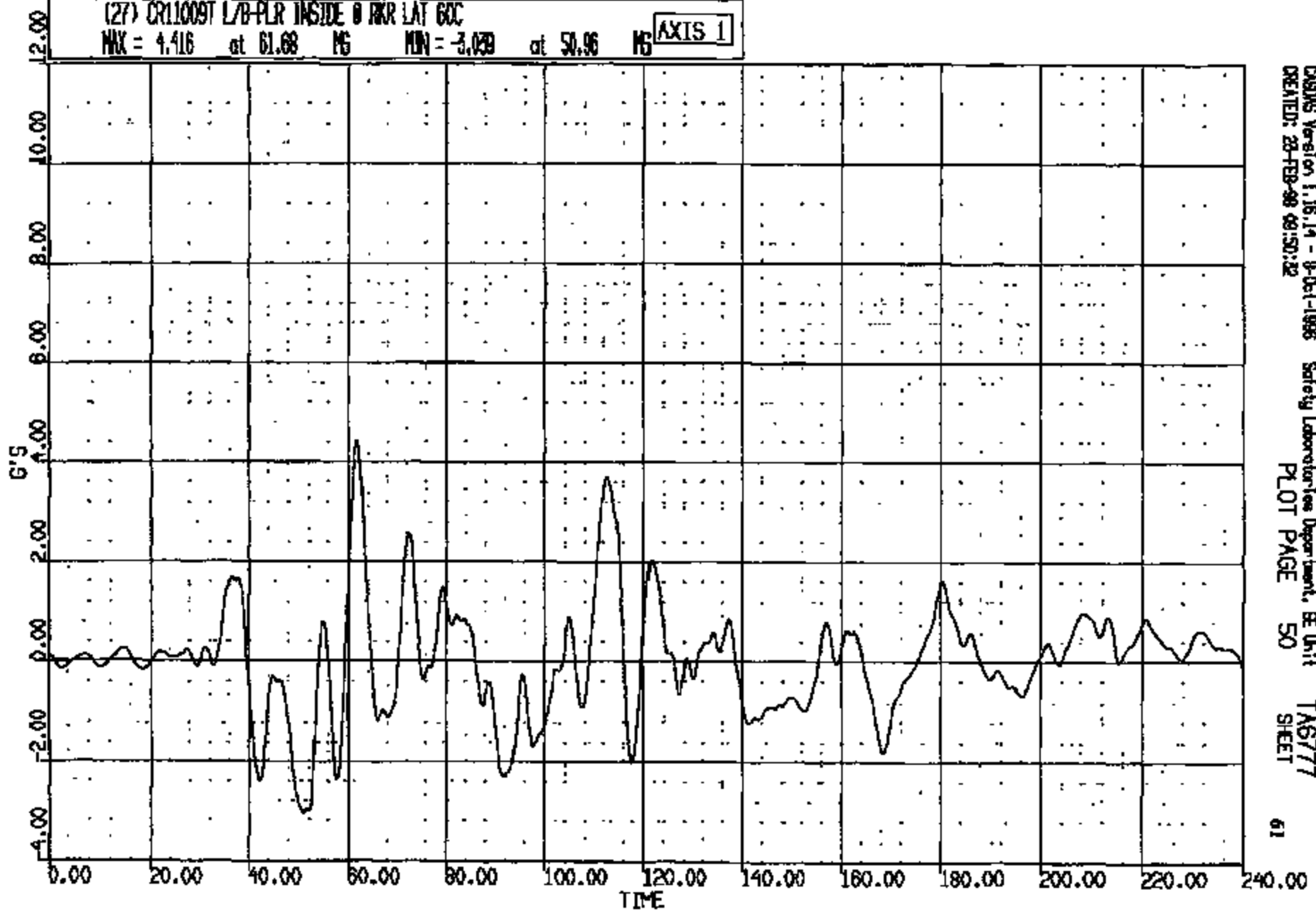


CARDIS Version 1.18.14 - 8-Oct-1988 Safety Laboratories Department, SE Unit TAG777
CREATED: 28-FEB-88 09:50:21 PLOT PAGE 49 SHEET 60

CRTS 0011009

CR R: 11009 TO: TAB777 DATE: 980228 08:18:17
199X DN-101

(27) CR11009T L/B-PLR INSIDE @ RKR LAT 60C
MAX = 4.416 at 61.68 MS MIN = -3.039 at 50.96 MS **AXIS 1**

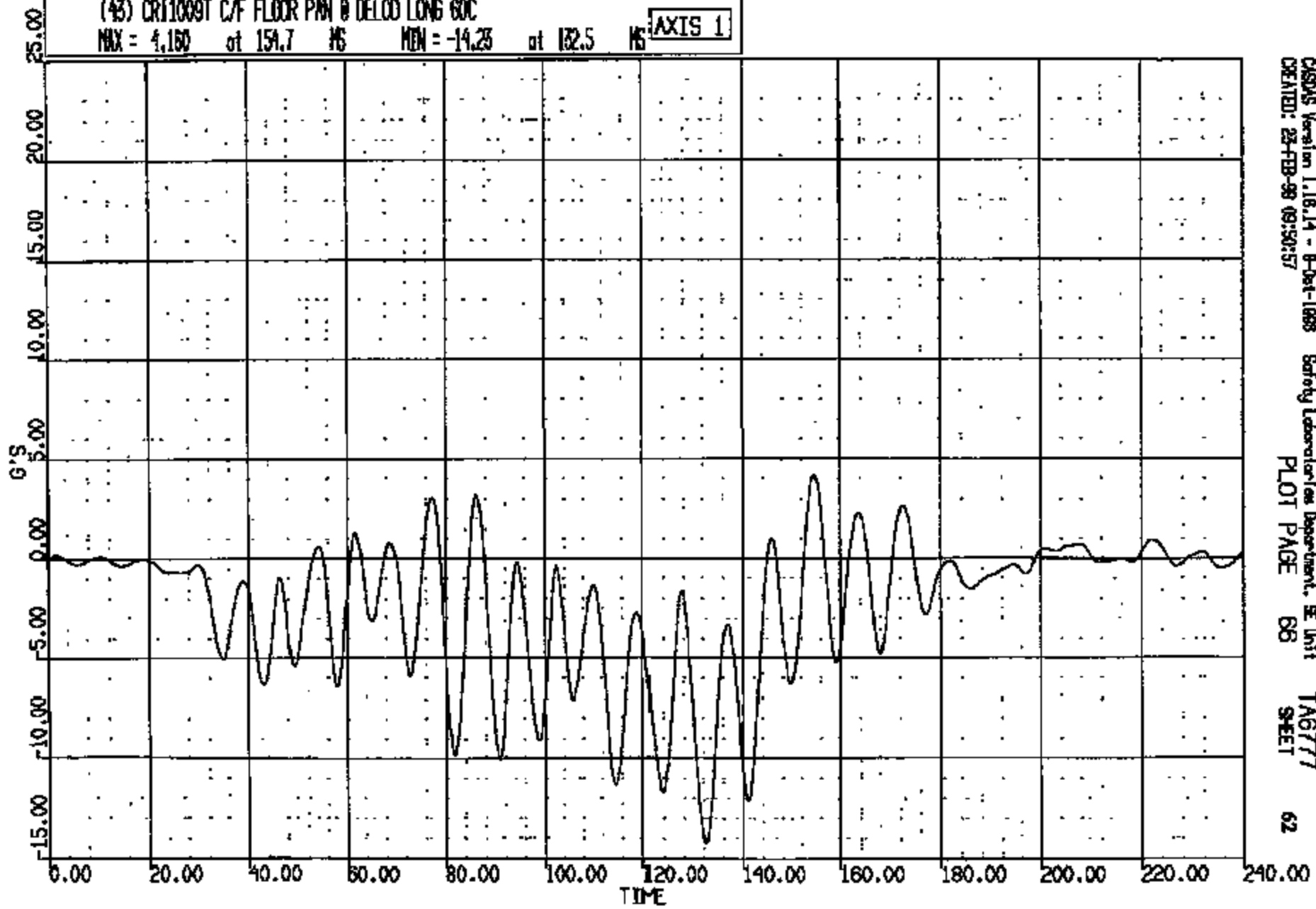


CRSNGS Version 1.16.14 - 9-Oct-1998 Safety Laboratory Department, EE Unit
CREATED: 28-FEB-98 08:50:32 PLOT PAGE 50 SHEET 61
TAB777

CR11009

CR: 11009 TO: TAG777 DATE: 880225 09:18:17
BOX: 01-101

(45) CR11009T C/F FLOOR PAN @ DELCO LONG 60C
MAX = 4.160 at 151.7 MS MIN = -14.25 at 132.5 MS **AXIS 1**

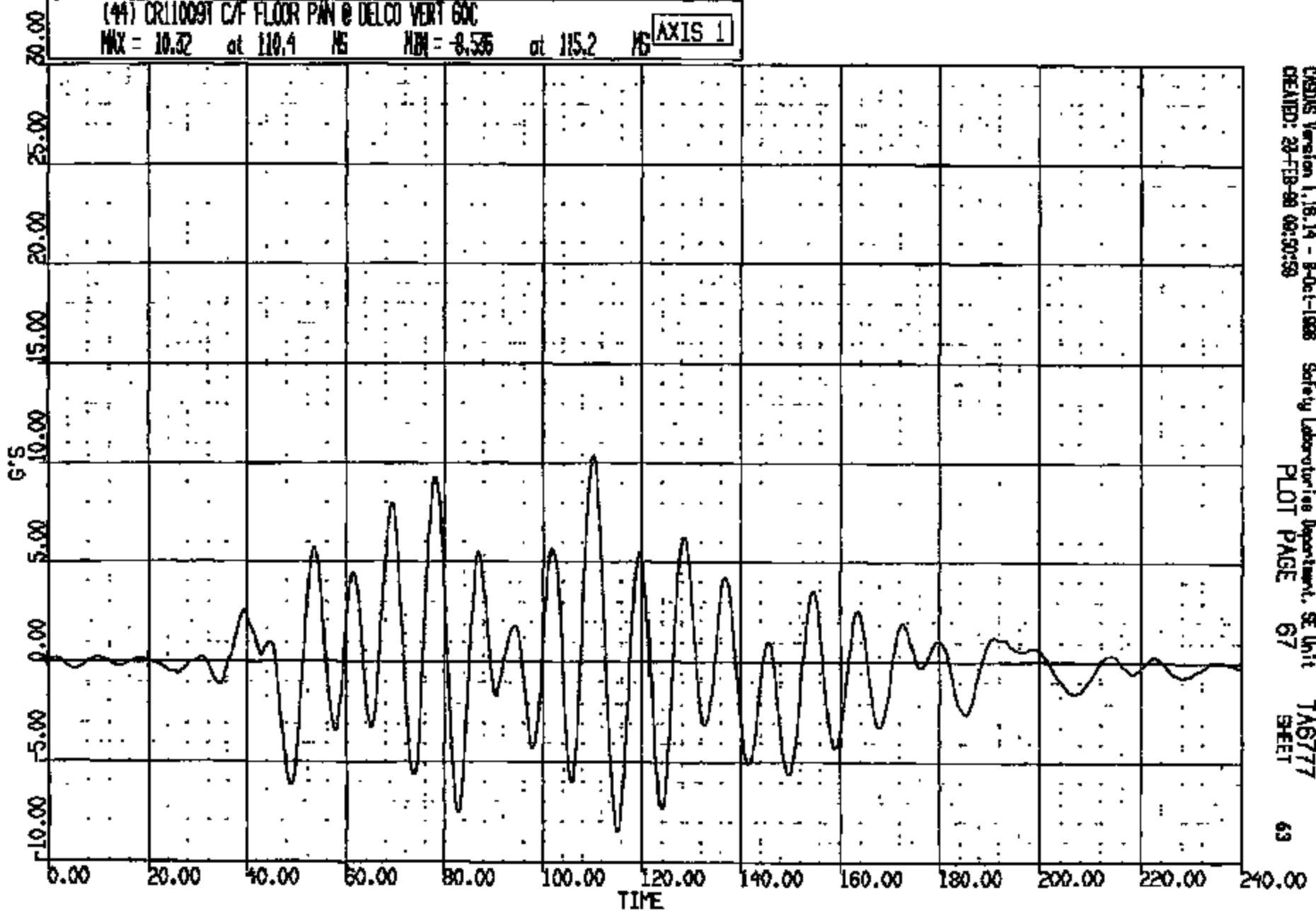


CASAS Version 1.18.14 - 8-Oct-1988 Safety Laboratory Department, SE Unit TAG777
CREATED: 23-FEB-98 09:30:57 PLOT PAGE 06 SHEET 62

CRTS 0011009

CR R: 11009 TD: TAB777 DATE: 980226 09:18:17
199X DN-101

(44) CR11009T C/F FLOOR PAN @ DELCO VERT 600
MAX = 10.32 at 110.4 MS MIN = -8.536 at 115.2 MS **AXIS 1**

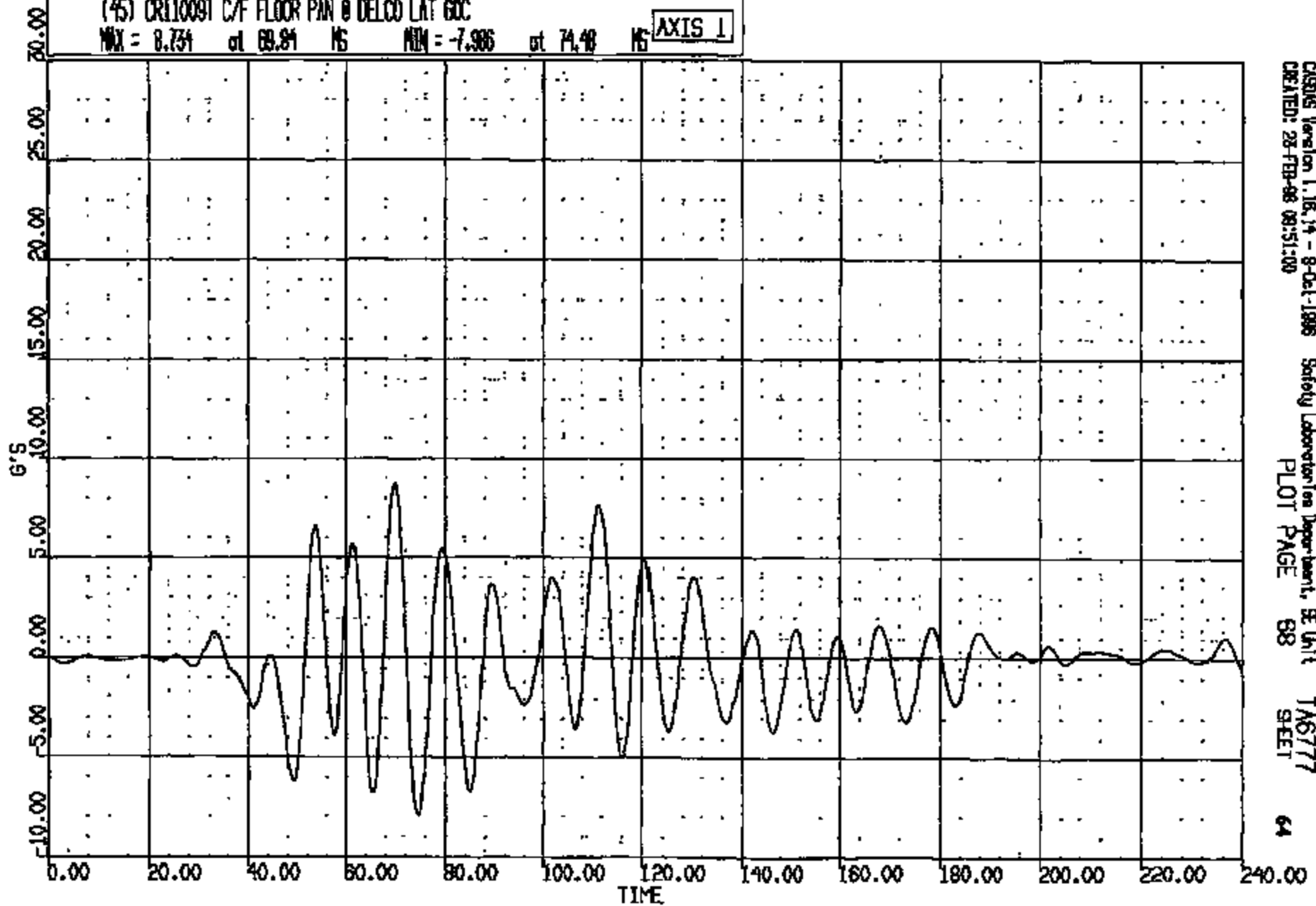


CRSIS Version 1.16.14 - 8-Oct-1998 Safety Laboratory Department, SE Unit
CREATED: 29-FEB-98 09:50:59 PLOT PAGE 67 **TAB777**
SHEET 63

CRTS 0011009

CR R: 11009 TC: TAB777 DATE: 980225 09:18:17
199X DN-101

(45) CR11009T C/F FLOOR PAN @ DELCO LAT 60C
MAX = 8.731 at 69.84 MS MIN = -7.986 at 74.48 MS **AXIS 1**



CASIMS Version 1.16.14 - 8-Oct-1998 Safety Laboratory Department, BE Unit
CREATED: 28-FEB-98 09:51:00 PLOT PAGE 68 SHEET 64

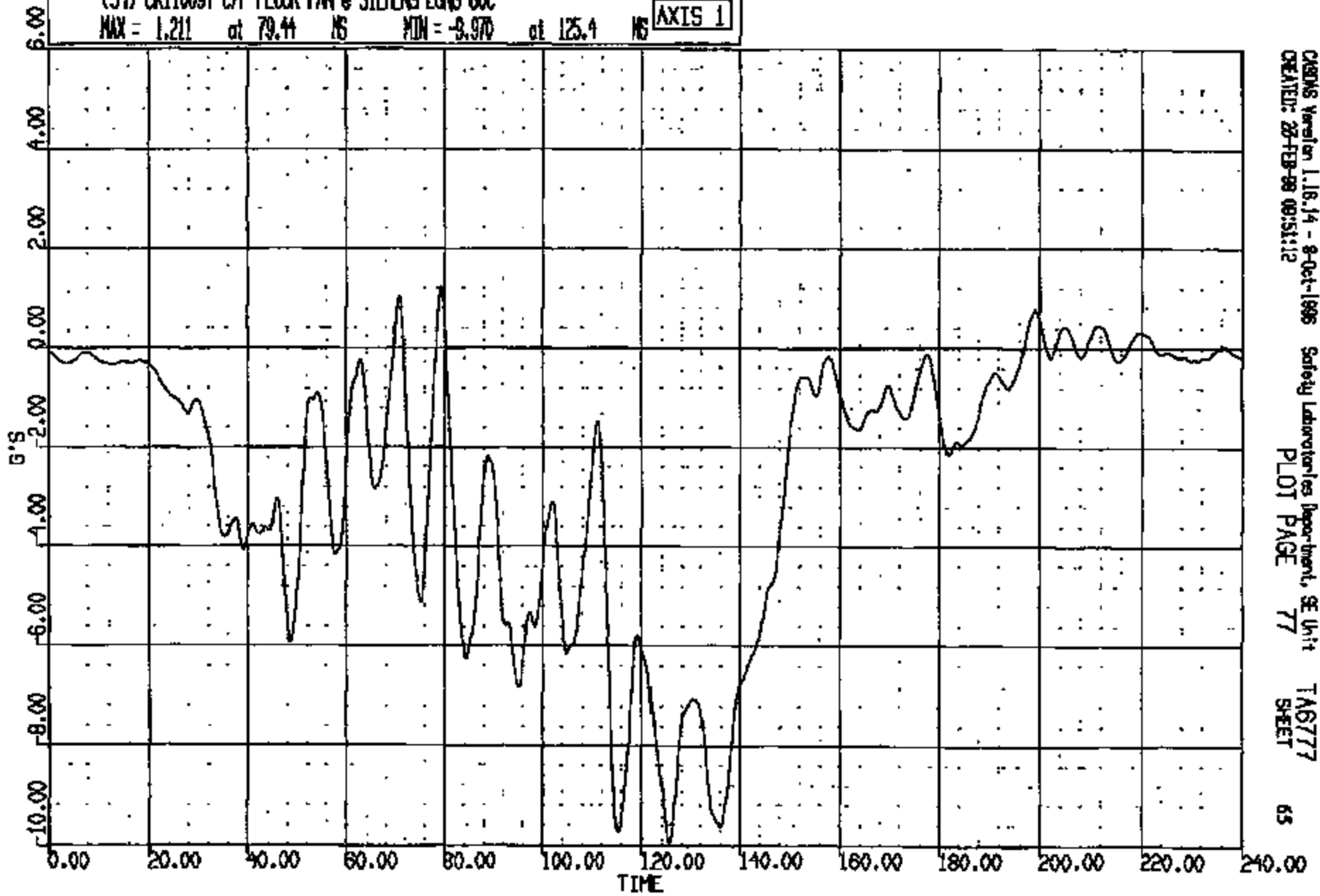
CRTS 0011009

CR R: 11009 TO: TAB777 DATE: 980228 09:18:17
100X DN-101

(54) CR11009T C/F FLOOR PAN @ SIEMENS LONG 60C

MAX = 1.211 at 79.44 NS MIN = -9.970 at 125.4 NS

AXIS 1



CASINS Version 1.16.14 - 8-Oct-1998
CREATED: 28-FEB-98 09:51:12

Safety Laboratories Department, SE Unit
PLOT PAGE 77

TAB777
SHEET

65

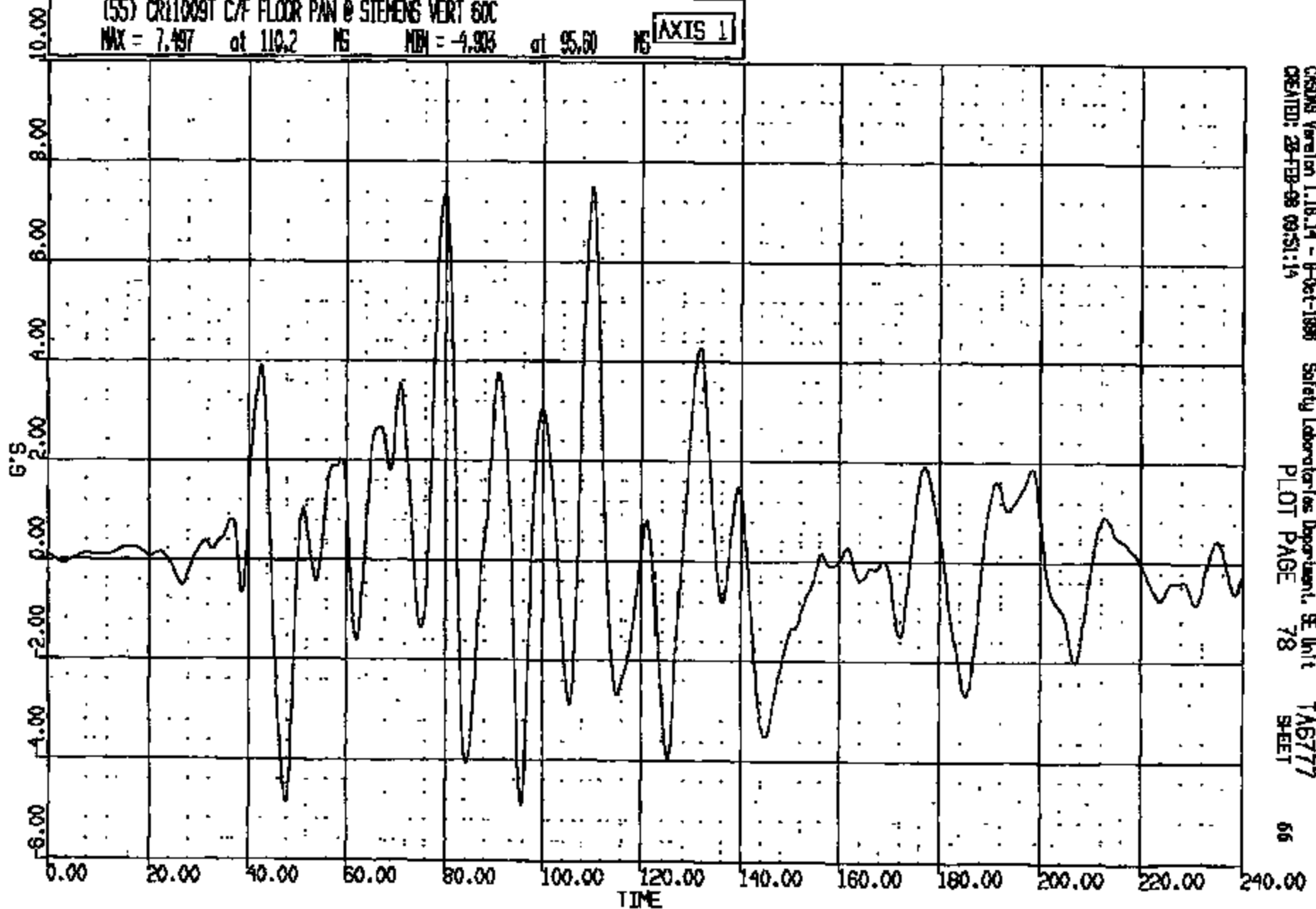
CRTS 0011009

CR R: 11008 TO: TAB777 DATE: 980225 09:18:17
100X DN-101

(55) CR11009T C/F FLOOR PAN @ STEMS VERT 60C

MAX = 7.497 at 110.2 MS MIN = -4.906 at 95.60 MS

AXIS 1



CRS009 Version 1.18.14 - 8-Oct-1998
CREATED: 28-FEB-98 09:51:14

Safety Laboratories Department, SE Unit
PLOT PAGE 78

TAB777
SHEET

66

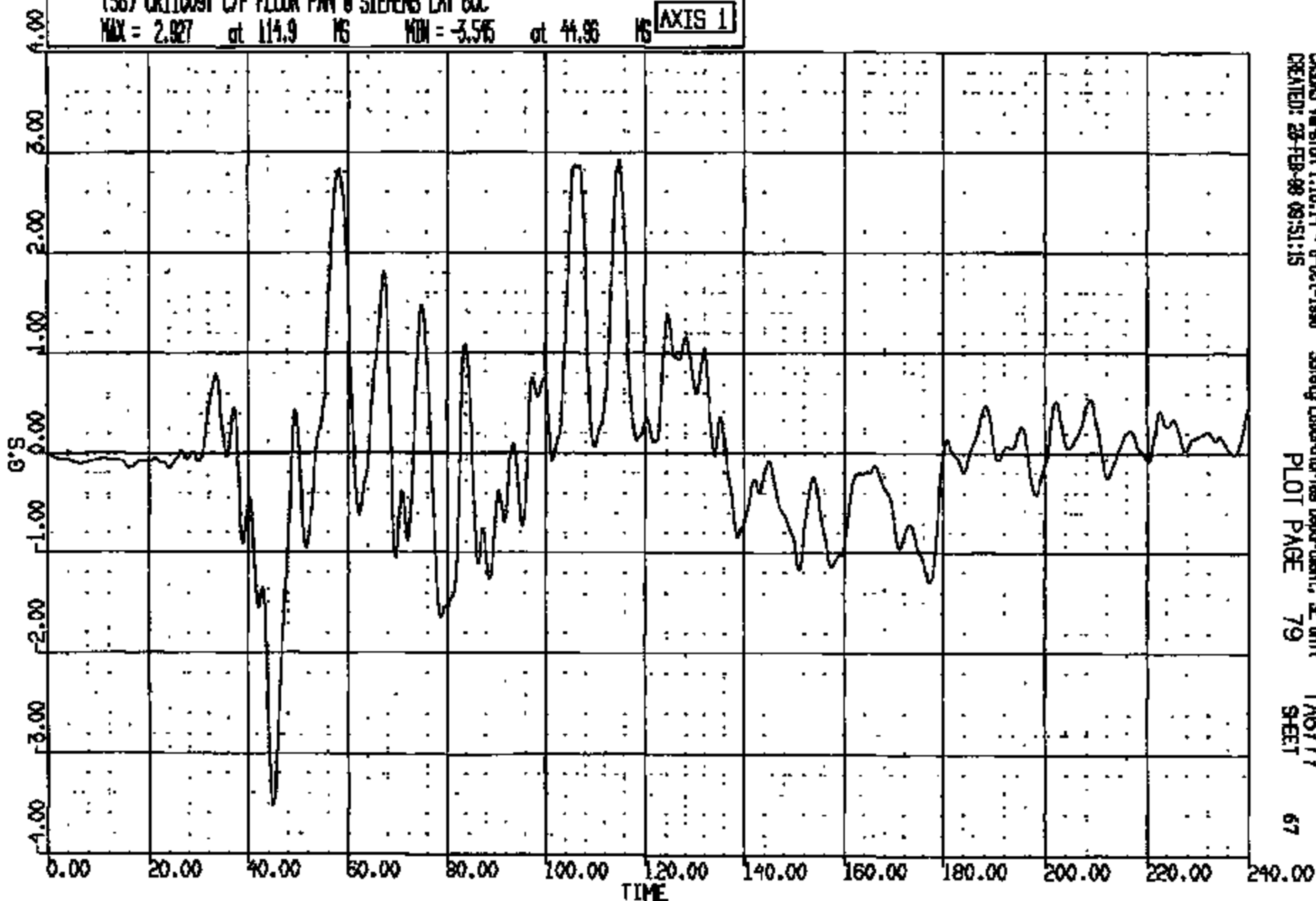
CRTS 0011009

CR R: 11009 TO: TA6777 DATE: 980225 09:18:17
199X DN-101

(56) CR11009T C/F FLOOR PAN @ SIEMENS LAT 60C

MAX = 2.927 at 114.9 MS MIN = -3.595 at 44.96 MS

AXIS 1



CRSING Version 1.16.14 - 8-Oct-1998
CREATED: 25-FEB-98 09:51:15

Safety Laboratory/Ins Department, SE Unit
PLOT PAGE 79

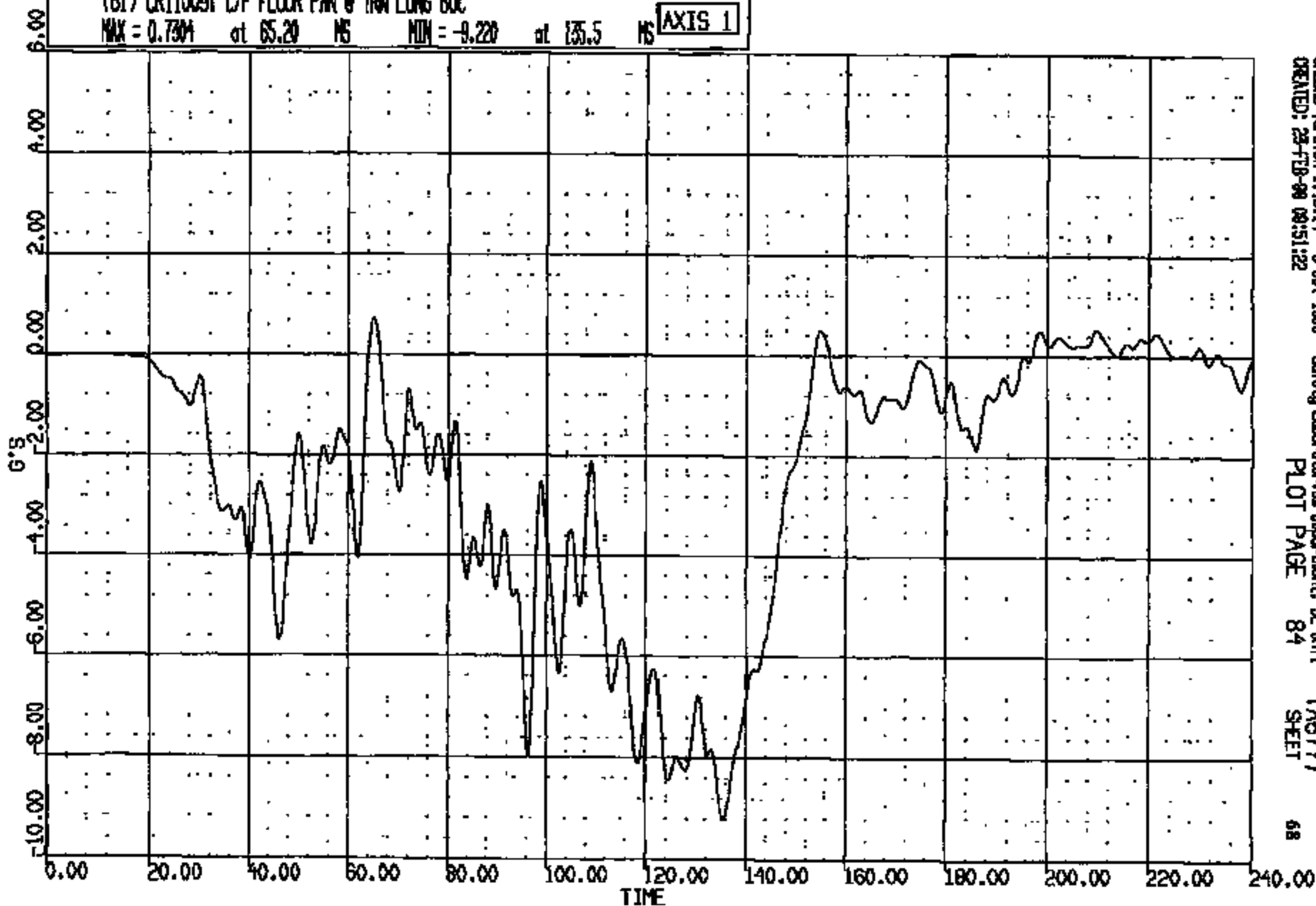
TA6777
SHEET

67

CRIS 0011009

CR R: 11009 TD: TAG777 DATE: 980226 09:18:17
199X DN-101

(61) CR11009E C/F FLOOR PAN @ TRW LONG 60C
MAX = 0.7304 at 65.20 MS MIN = -9.220 at 135.5 MS **AXIS 1**



CASUS Version 1.18.14 - 8-02-1998
CREATED: 29-FEB-98 09:51:22

Safely Laboratories Department, SE Unit
PLOT PAGE 84

TAG777
SHEET 68

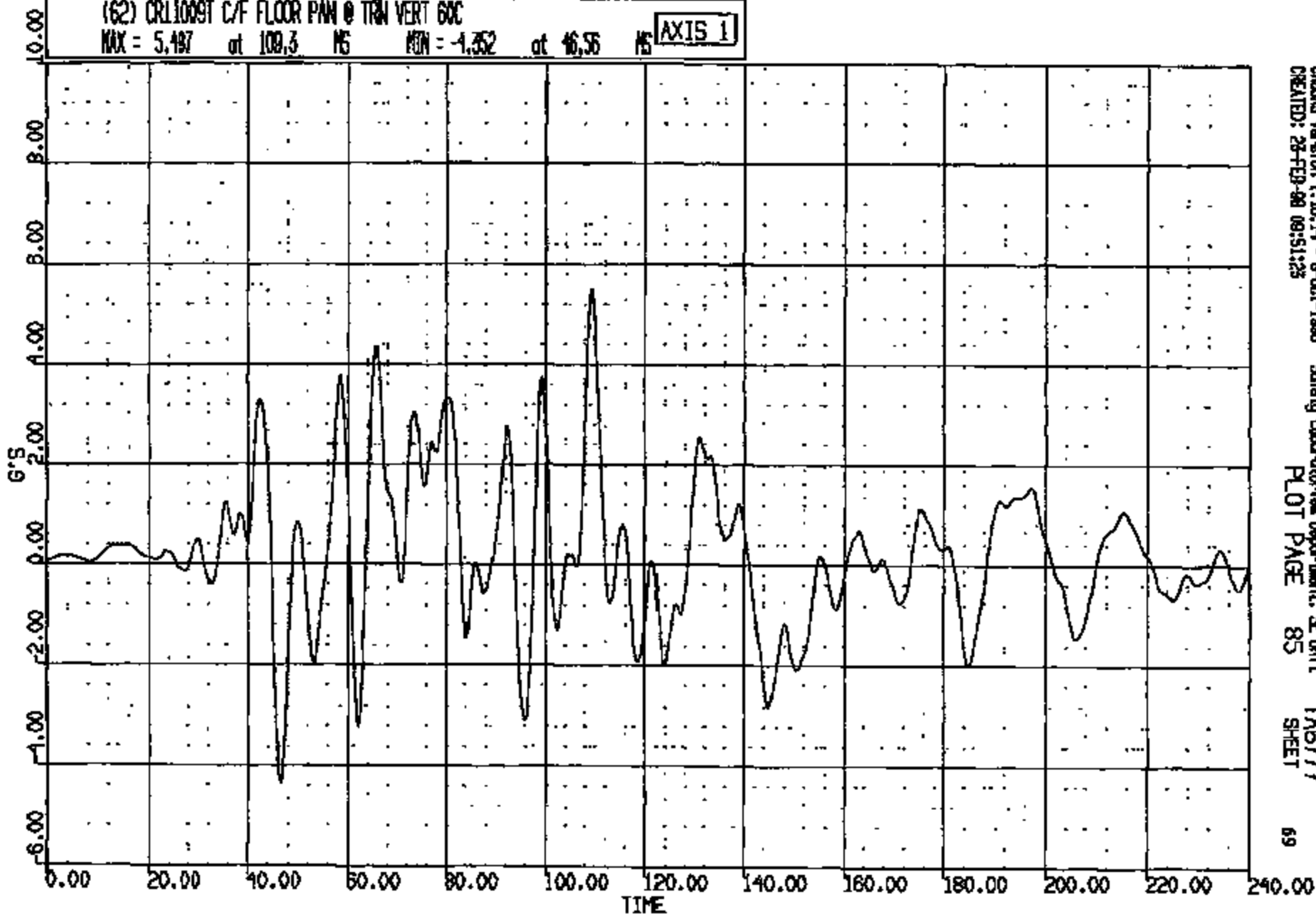
CRTS 0011009

CR #: 11009 TO: TAB777 DATE: 980225 09:18:17
189X DN-101

(62) CRL1009T C/F FLOOR PAN @ TRN VERT 60C

MAX = 5.497 at 109.3 MS MIN = -1.352 at 16.56 MS

AXIS 1



CRSIS Version 1.16.14 - 8-Oct-1998
CREATED: 28-FEB-98 09:51:25

Safety Laboratories Department, SE Unit
PLOT PAGE 85

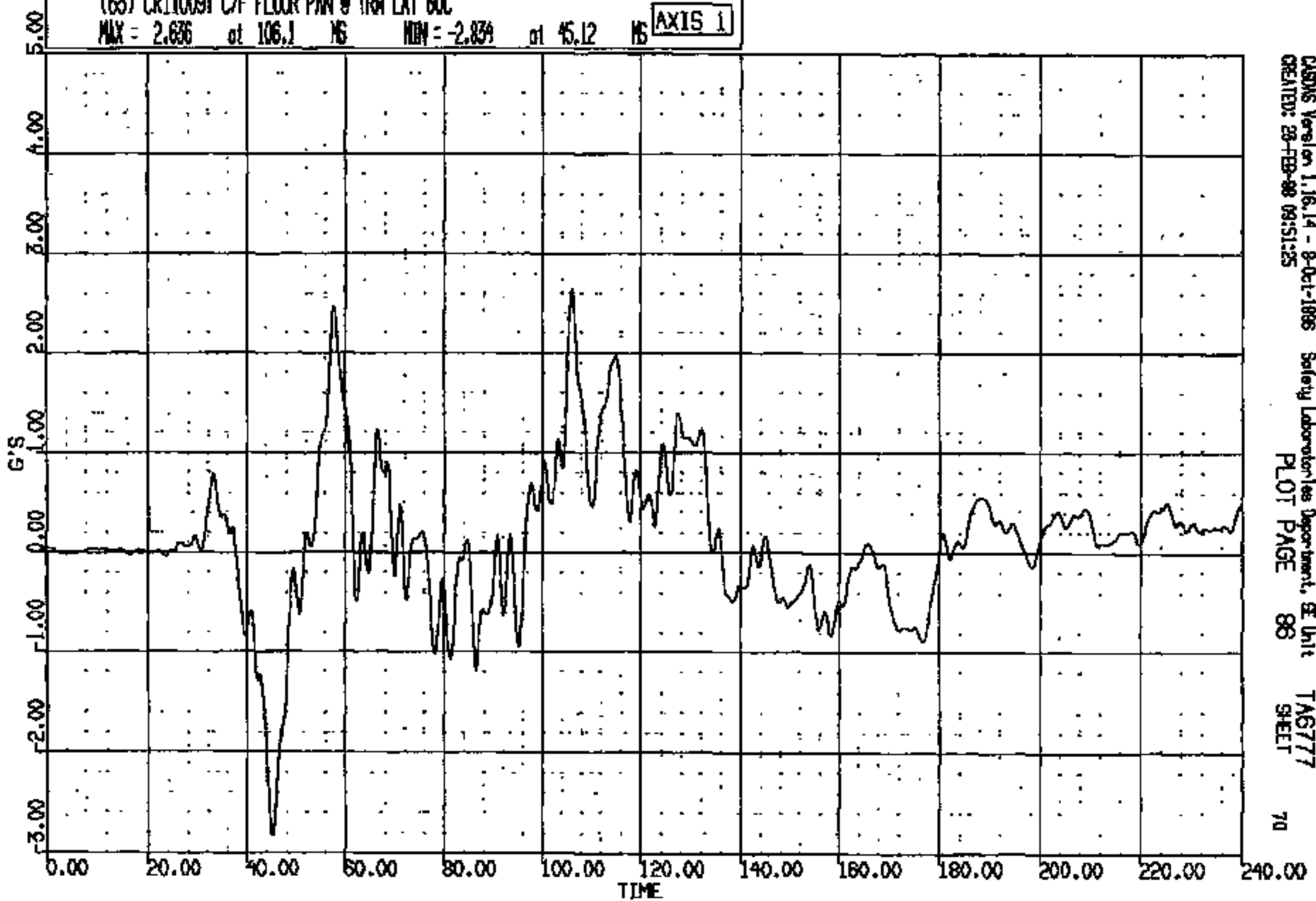
TAB777
SHEET

69

CRIS 0011009

CR #: 11009 TO: TAG777 DATE: 980228 09:18:17
198X DN-101

(63) CR11009T C/F FLOOR P/N @ TRM LAT 60C
MAX = 2.636 at 106.1 MS MIN = -2.834 at 45.12 MS **AXIS 1**

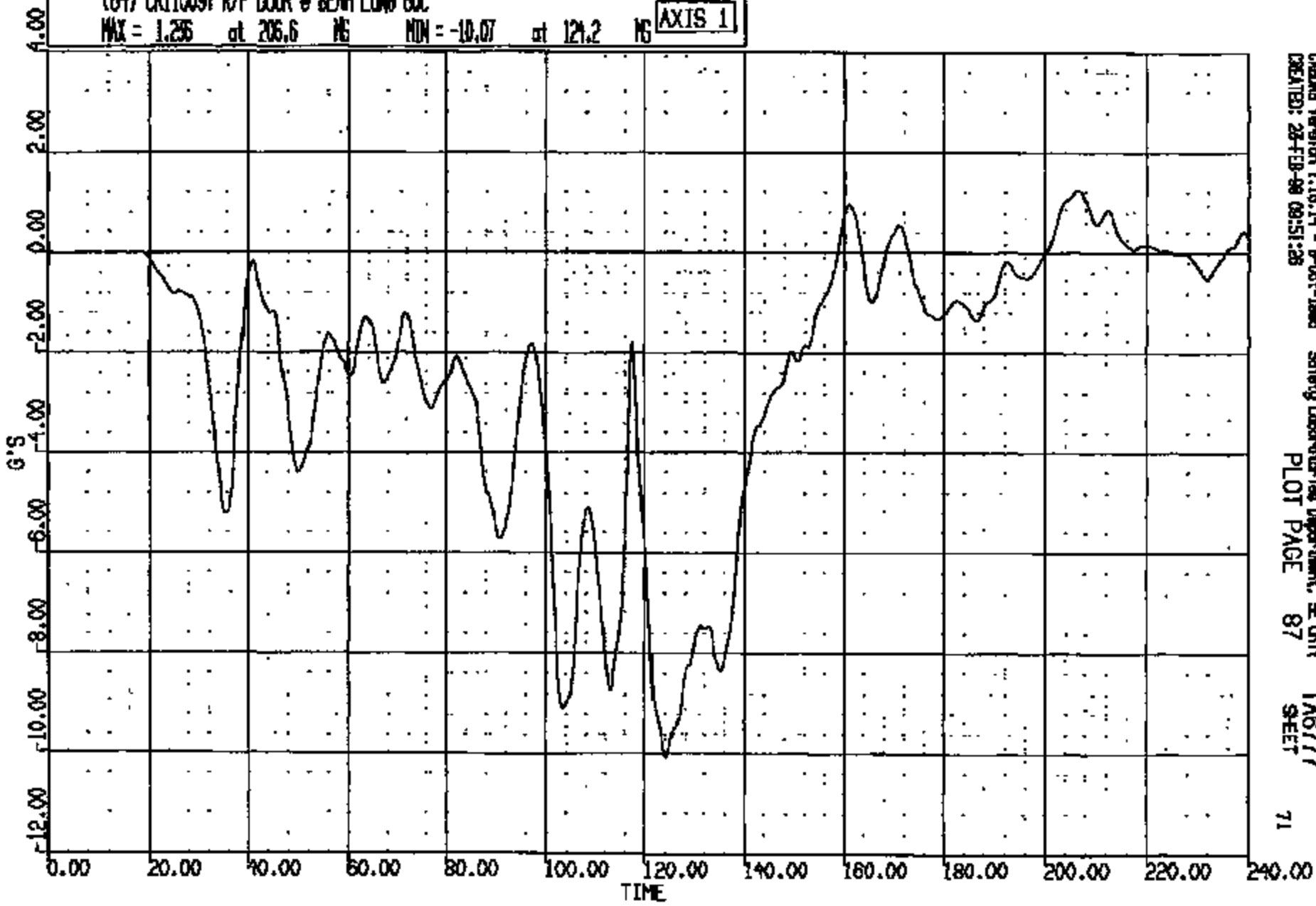


CASDS Version 1.16.14 - 8-Oct-1988 Safety Laboratories Department, BE Unit
CREATED: 28-FEB-88 09:51:25 PLOT PAGE 86 TAG777
70 SHEET

CRTS 0011009

CR R: 11009 TO: TA6777 DATE: 880225 09:18:17
198X DN-101

(64) CR11009T R/F DOOR @ BEAM LONG 60C
MAX = 1.256 at 206.6 MS MIN = -10.07 at 121.2 MS **AXIS 1**

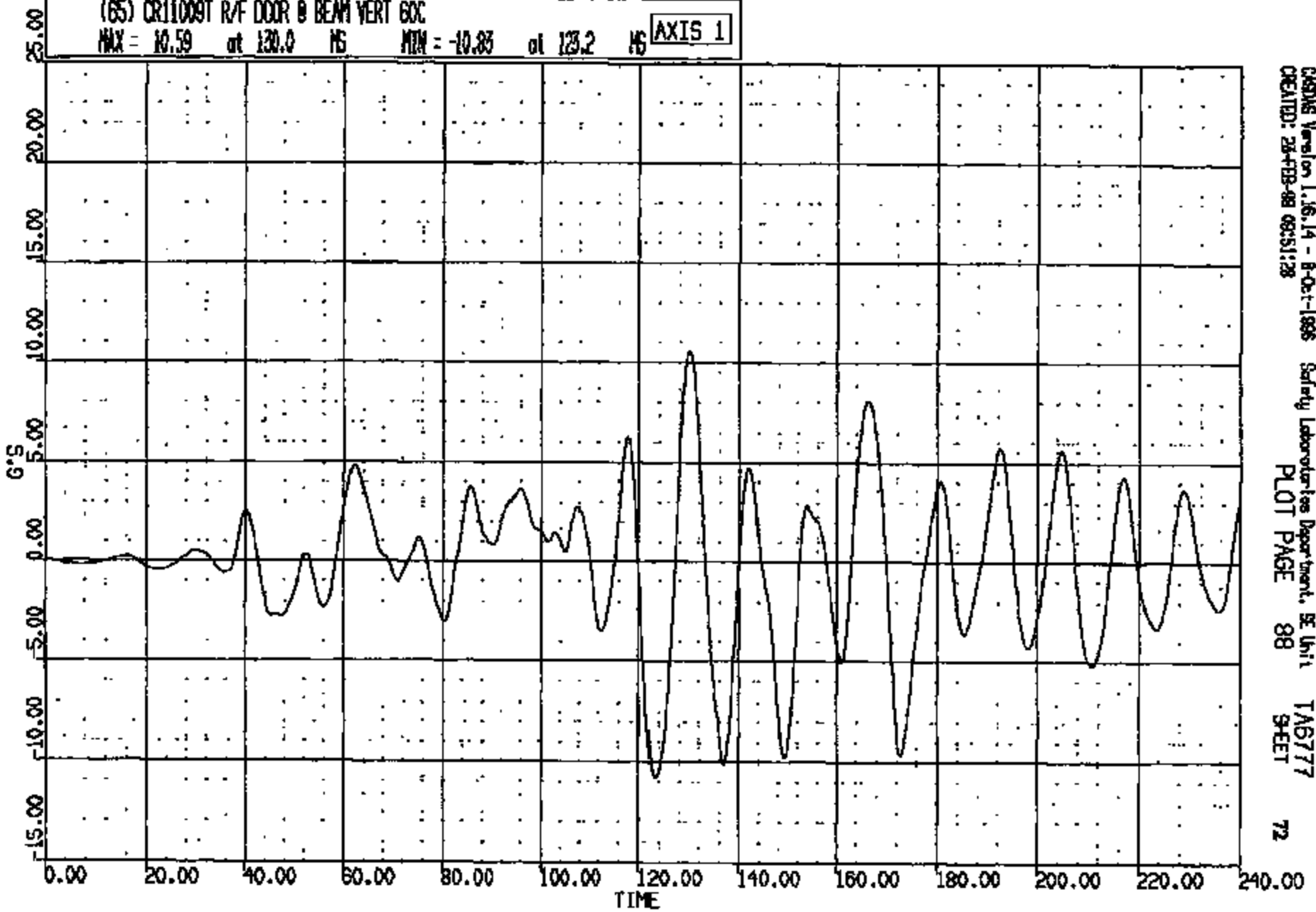


CRTS 0011009

CRAMS Version 1.16.14 - B-Dot-1988 Safety Laboratories Department, SE Unit
CREATED: 28-FEB-88 09:51:28 PLOT PAGE 87 TA6777 SHEET 71

CR 11009 TO: TAB777 DATE: 880225 09:18:17
199X DN-101

(65) CR11009T R/F DOOR B BEAM VERT 60C
MAX = 10.59 at 130.0 MS MIN = -10.83 at 123.2 MS **AXIS 1**



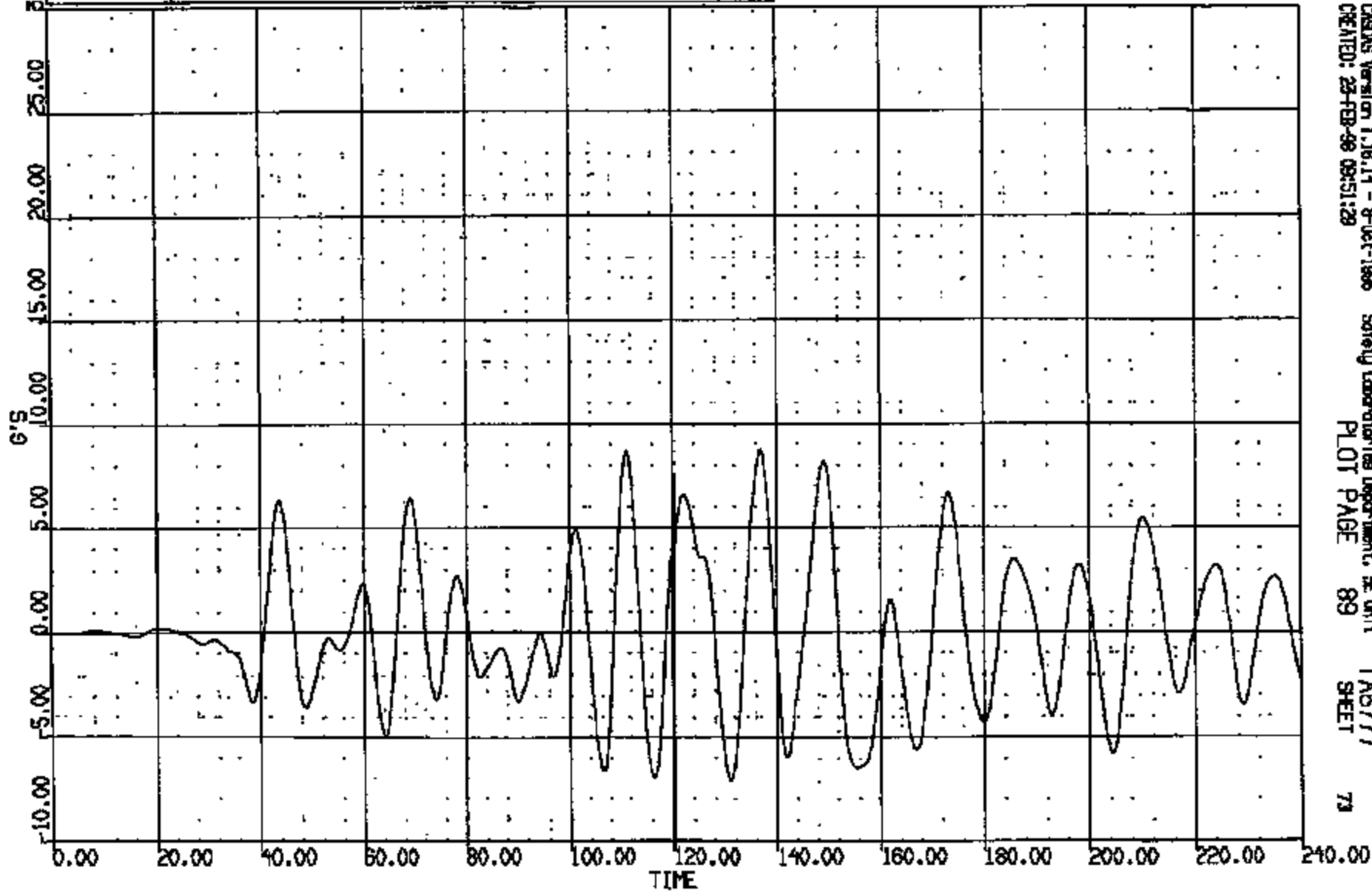
CASINS Version 1.16.14 - 8-Oct-1988 Safety Laboratories Department, SE Unit
CREATED: 28-FEB-88 08:51:28 PLOT PAGE 88 TAB777 SHEET 72

CRTS 0011009

CR R: 11009 TO: TAB777 DATE: 990226 09:18:17
199X DN-101

(66) CRL1009T R/F DOOR @ BEAM LAT 60C
MAX = 8.736 at 137.0 MS MIN = -7.131 at 131.0 MS

AXIS 1



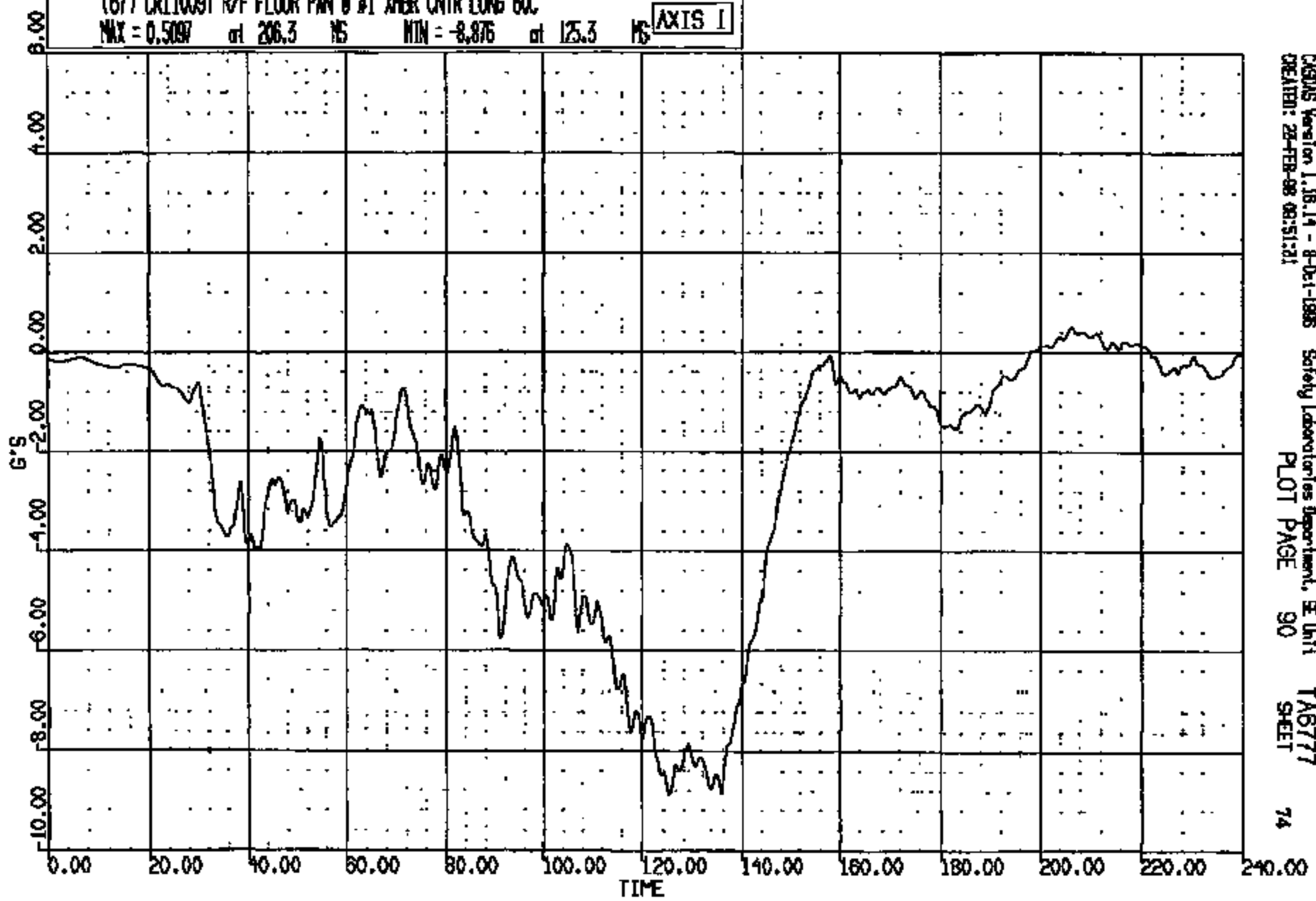
CRTS 0011009

CRSIS Version 1.16.14 - 8-Oct-1998 Safety Laboratories Department, SE Unit TAB777
CREATED: 23-FEB-99 09:51:28 PLOT PAGE 89 SHEET 73

CR R: 11009 TO: TAB777 DATE: 880215 08:18:17
100X DN-101

(67) CRL1009T R/F FLOOR PAN @ #1 XNER CNTR LONG 60C
MAX = 0.5097 at 206.3 MS MIN = -8.876 at 125.3 MS

AXIS 1



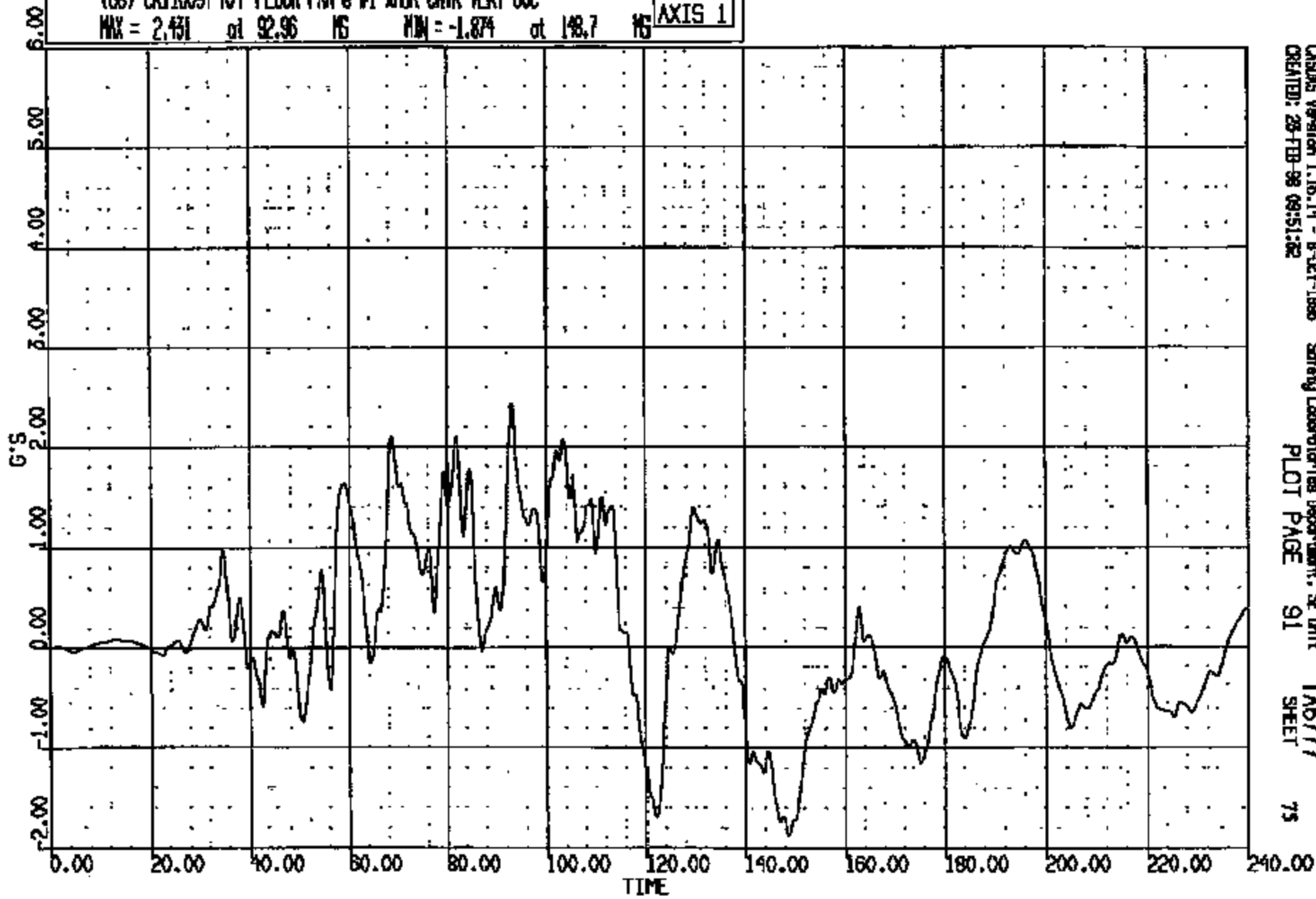
CASRAS Version 1.18.14 - 8-Oct-1988 Safety Laboratories Department, E Unit
CREATED: 28-FEB-88 08:51:21
PLOT PAGE 90
TAB777
SHEET 74

CRTS 0011009

CR R: 11009 TO: TA6777 DATE: 980223 09:16:17
100X DN-101

(68) CR11009T R/F FLOOR PAN @ #1 XMR CNTR VERT 60C
MAX = 2.431 at 92.96 MS MIN = -1.874 at 148.7 MS

AXIS 1



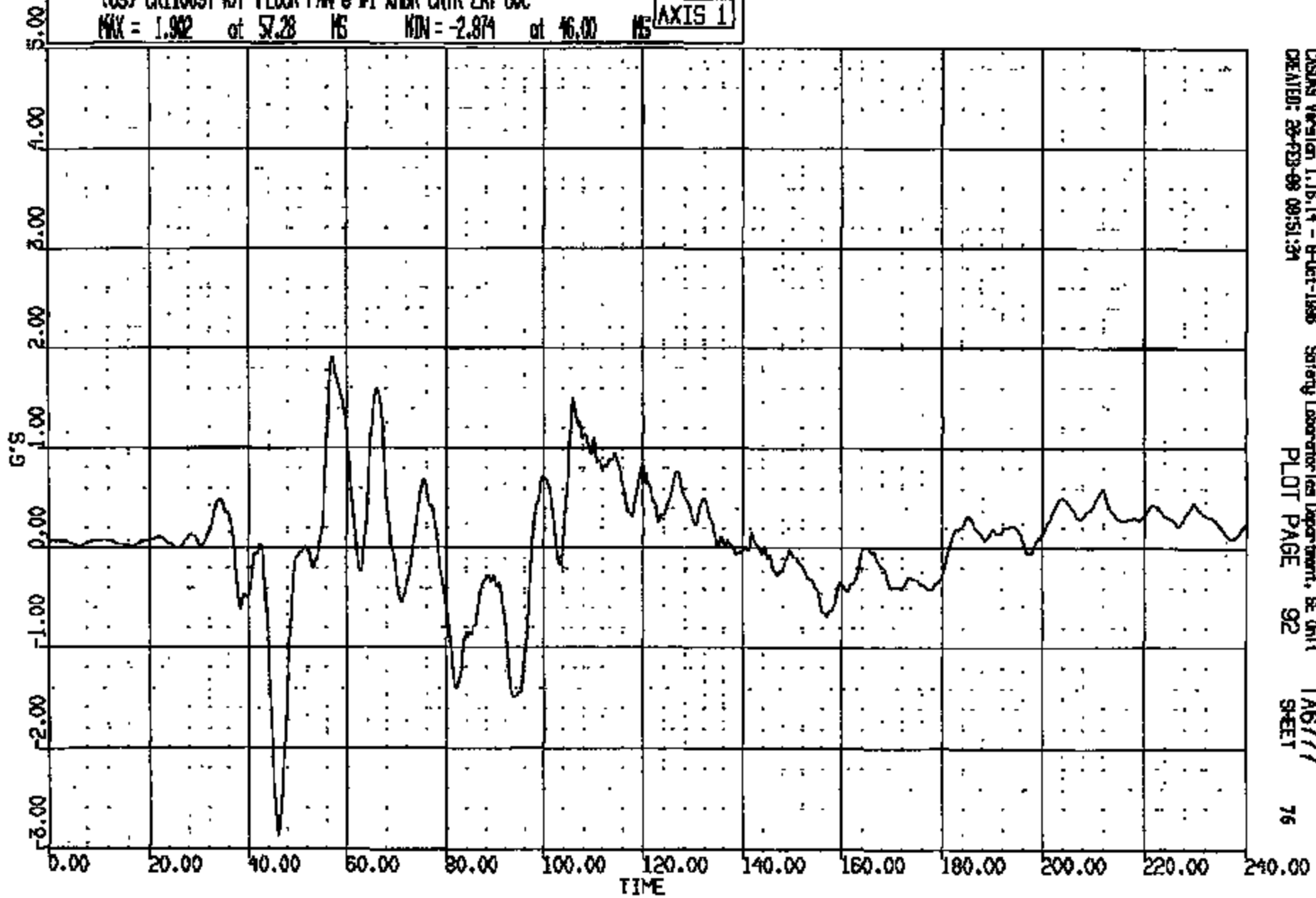
CRTS 0011009

CASDAS Version 1.16.14 - 8-Oct-1998 Safety Laboratories Department, SE Unit TA6777
CREATED: 28-FEB-98 09:51:32 PLOT PAGE 91 SHEET 75

CR R: 11000 TO: TAB777 DATE: 880225 08:18:17
198X DN-101

(69) CR11009T R/F FLOOR PMW @ #1 XMR CNTR LAT GDC
MAX = 1.982 at 57.28 MS MIN = -2.874 at 46.00 MS

AXIS 1

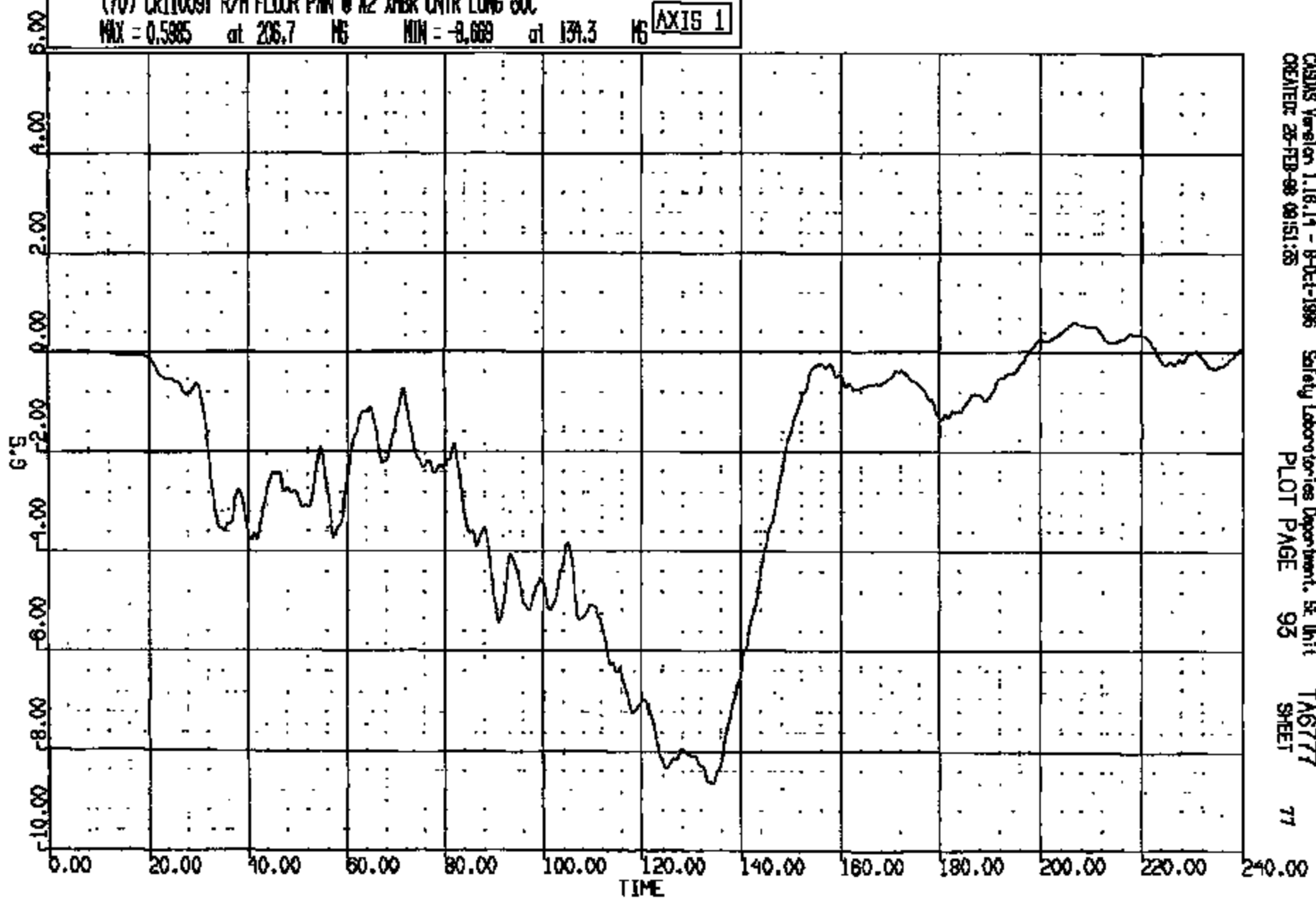


CISONS Version 1.16.14 - 8-Oct-1988 Safety Laboratories Department, BE Unit 1
CREATED: 28-FEB-88 09:51:34
PLOT PAGE 92
TAB777
SHEET 76

CRIS 0011009

CR R: 11009 TO: TA6777 DATE: 280228 08:18:17
189X DN-101

(70) CR11009T R/H FLOOR PAN @ #2 XBR CNTR LONG 60C
MAX = 0.5985 at 206.7 MG MIN = -9.689 at 139.3 MG AXIS 1

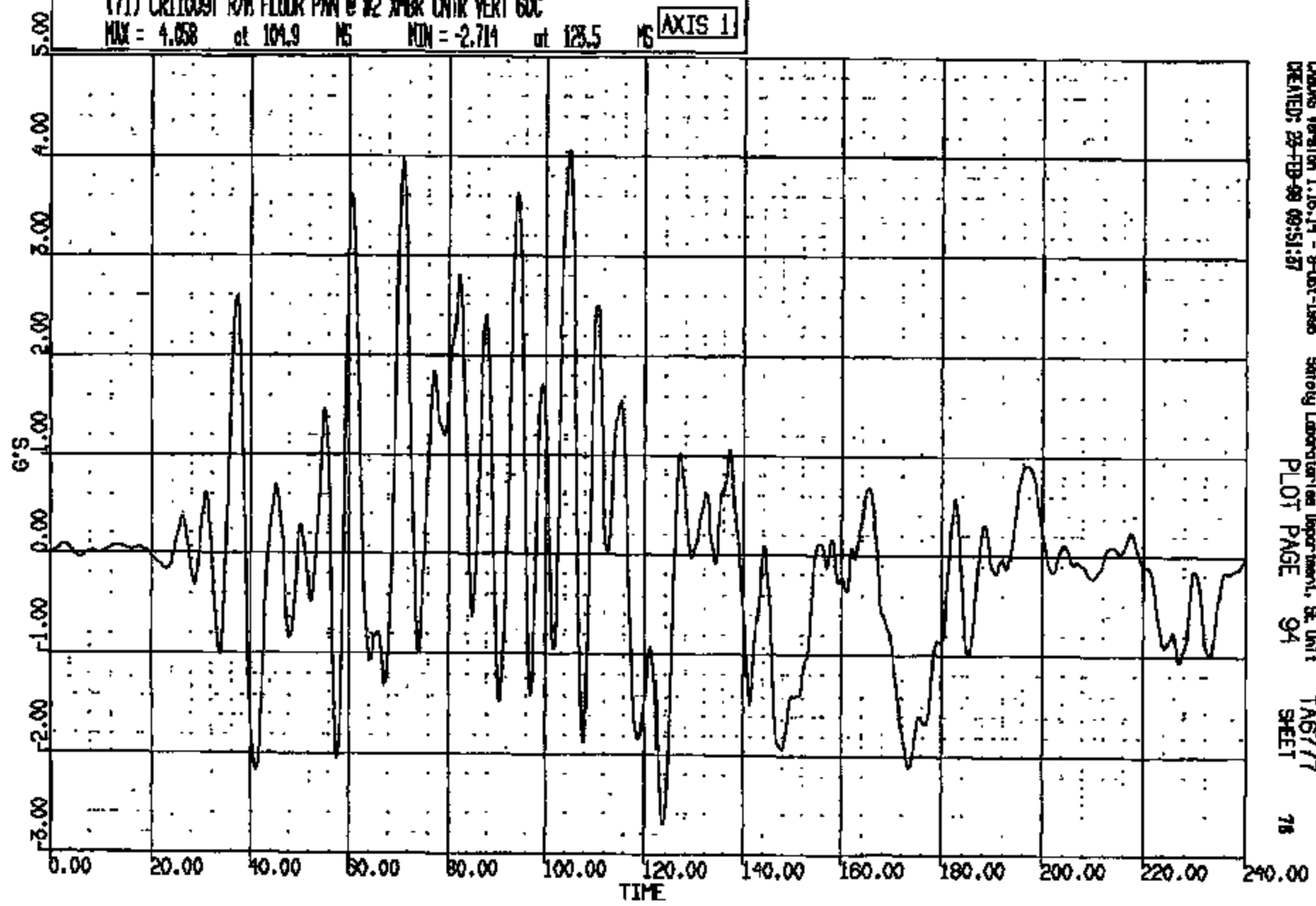


CASINS Version 1.18.14 - 8-Oct-1986 Safety Laboratories Department, SE Unit
CREATED: 28-FEB-98 08:51:28 PLOT PAGE 95 TA6777 SHEET 71

CRTS 0011009

DR #: 11009 TO: TA6777 DATE: 980225 09:18:17
199X DN-101

(71) CR11009T R/W FLOOR PAN @ #2 XBR CNTR VERT 60C
MAX = 4.058 at 104.9 MS MIN = -2.714 at 128.5 MS **AXIS 1**

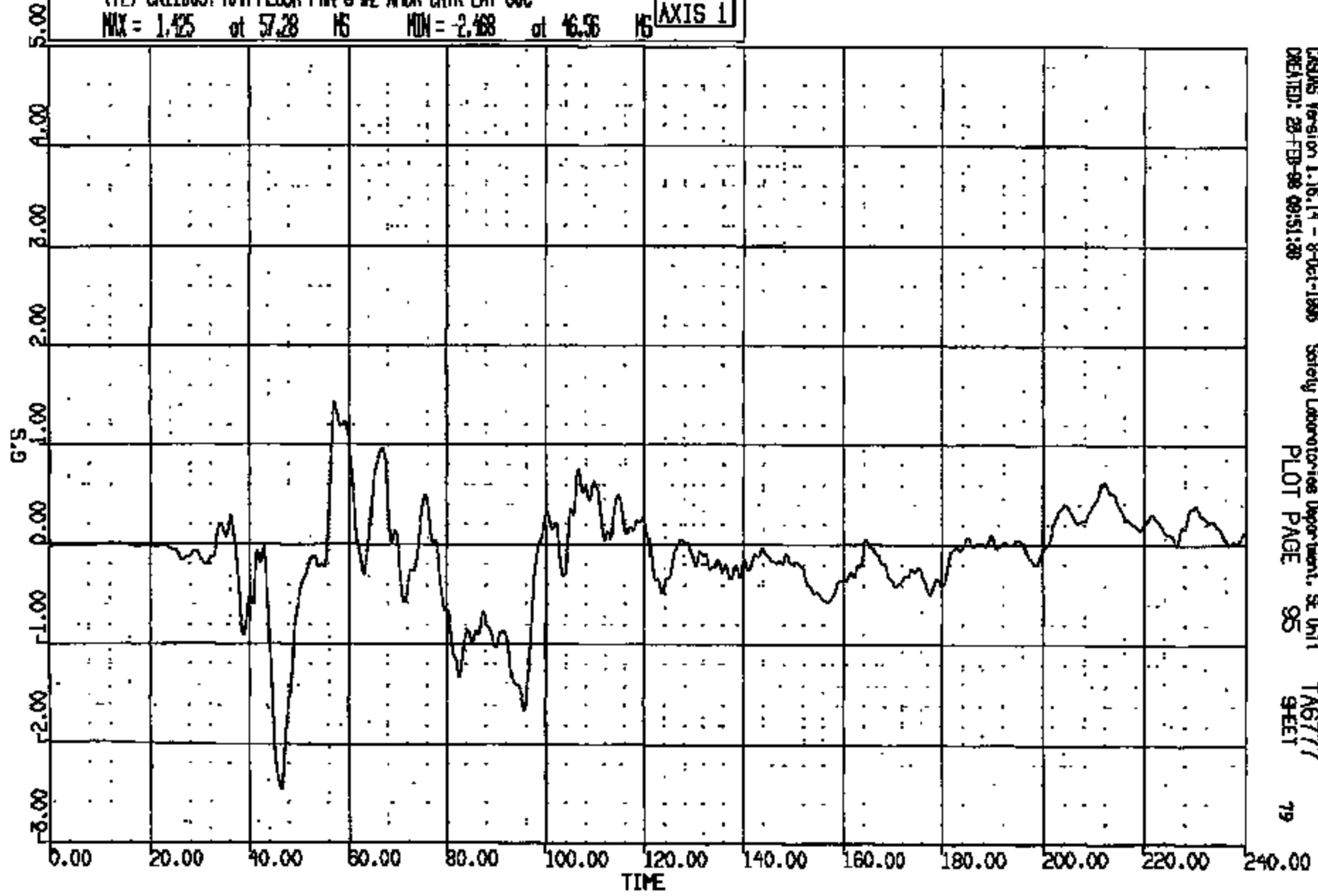


CADDS Version 1.16.14 - 8-Oct-1998 Safety Laboratories Department, St. Unit
CREATED: 23-FEB-98 09:51:37 PLOT PAGE 94 TA6777 SHEET 78

CRTS 0011009

CR R: 11008 TO: TAB777 DATE: 980225 09:18:17
199X DN-101

(72) CRL1009T R/W FLOOR P/W @ #2 XMR CNTR LAT 60C
MAX = 1.425 at 57.28 MS MIN = -2.468 at 46.56 MS **AXIS 1**

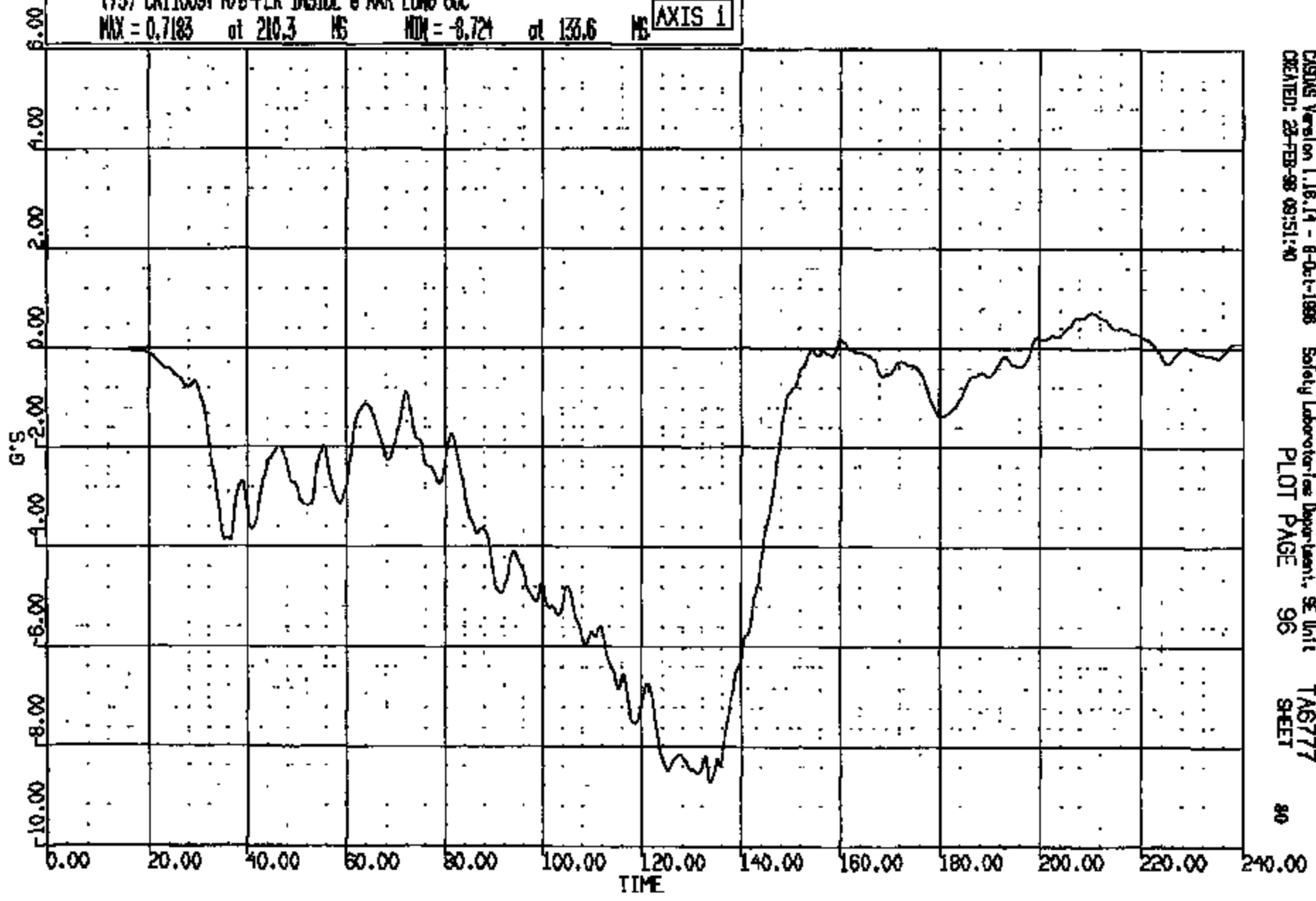


CASDS Version 1.16.14 - 8-Oct-1998 Safety Laboratories Department, SE Unit
CREATED: 25-FEB-98 09:51:38 PLOT PAGE 95 **TAB777**
SHEET 79

CRTS 0011009

CR R: 11009 TO: TAG777 DATE: 880228 09:18:17
189X DN-101

(73) CR11009T R/B-PLR INSIDE @ RKR LONG 60C
MAX = 0.7183 at 210.3 MS MIN = -8.724 at 133.6 MS **AXIS 1**

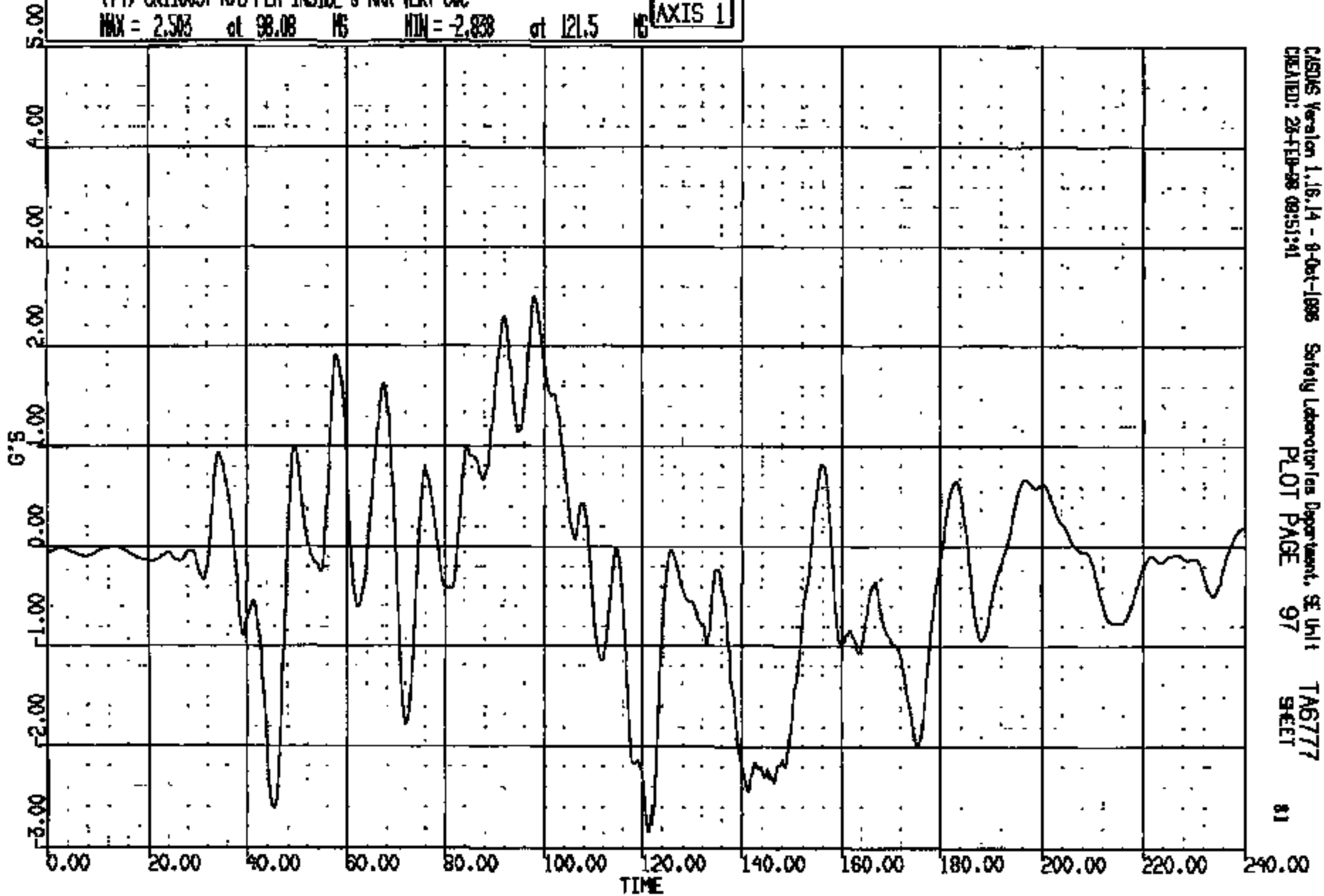


CASING Version 1.16.14 - 8-Oct-1988 Safety Laboratories Department, SE Unit TAG777
CREATED: 28-FEB-98 09:51:40 PLOT PAGE 96 SHEET 80

CRTS 0011009

CR R: 11009 TD: TAB777 DATE: 980225 09:18:17
189X DN-101

(74) CR11009T R/B-PLR INSIDE @ R/R VERT G/C
MAX = 2.503 at 98.08 MS MIN = -2.838 at 121.5 MS **AXIS 1**



CASUS Version 1.16.14 - 8-Oct-1998
CREATED: 28-FEB-98 09:51:41

Safety Laboratory Department, SE Unit
PLOT PAGE 97

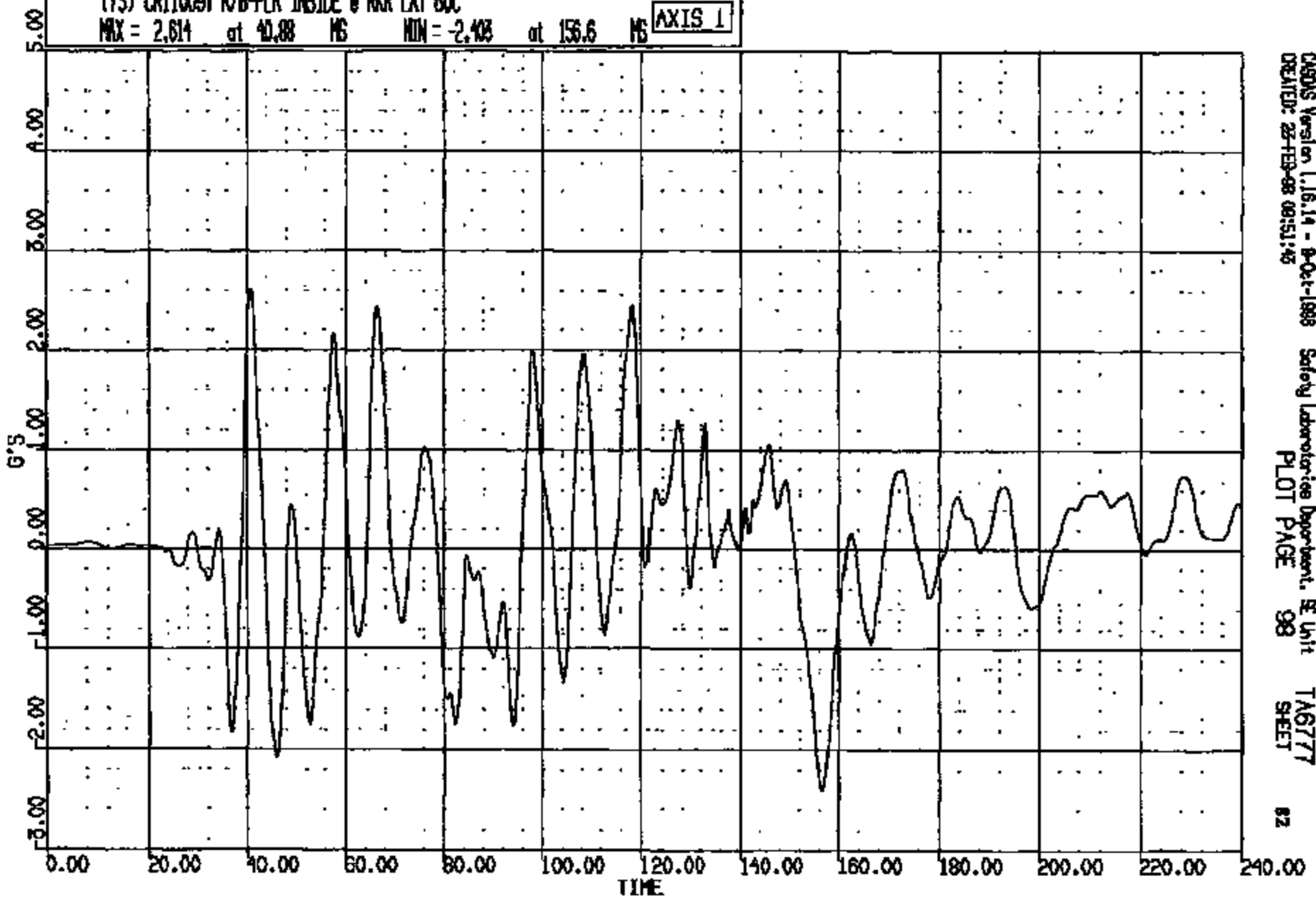
TAB777
SHEET

81

CRTS 0011009

CR R: 11009 TO: TAG777 DATE: 980223 08:18:17
199X DN-101

(75) CR11009T R/B-PLR INSIDE @ RKR LAT 60C
MAX = 2.614 at 40.88 MS MIN = -2.403 at 156.6 MS **AXIS 1**

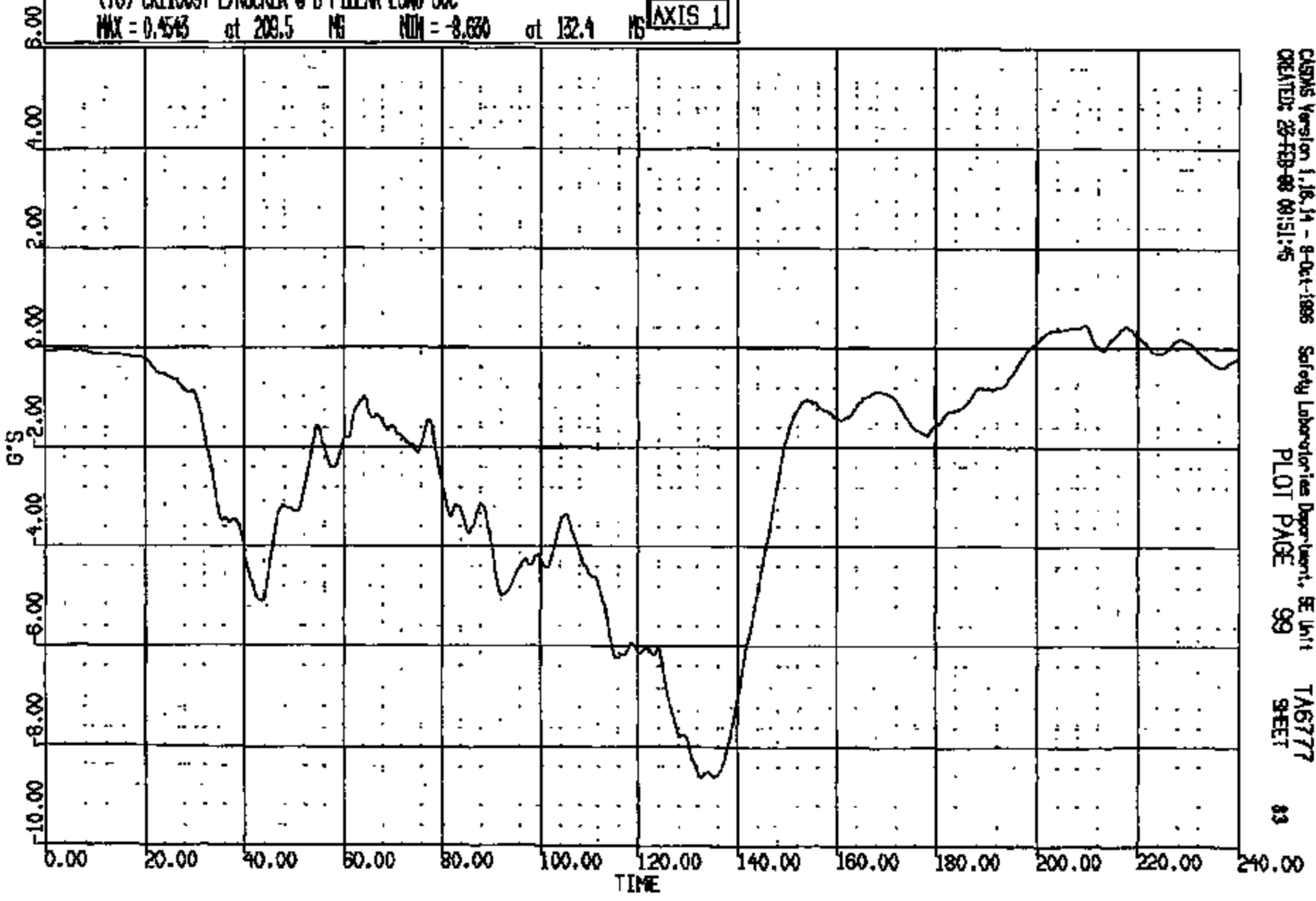


CADDS Version 1.16.14 - 8-Oct-1998 Safety Laboratories Department, SE Unit
CREATED: 22-FEB-98 09:51:42 PLOT PAGE 98 TAG777
82 SHEET

CRTS 0011009

CR R: 11000 TO: TA6777 DATE: 980225 09:18:17
199X DN-101

(76) CR11009T L/ROCKER @ B-PILLAR LONG SOC
MAX = 0.4543 at 209.5 MS MIN = -8.630 at 132.4 MS **AXIS 1**



CLAVIS Version 1.16.14 - 8-Oct-1998 Safety Laboratories Department, SE Unit
CREATED: 28-FEB-98 09:51:45 PLOT PAGE 99 TA6777
SHEET 83

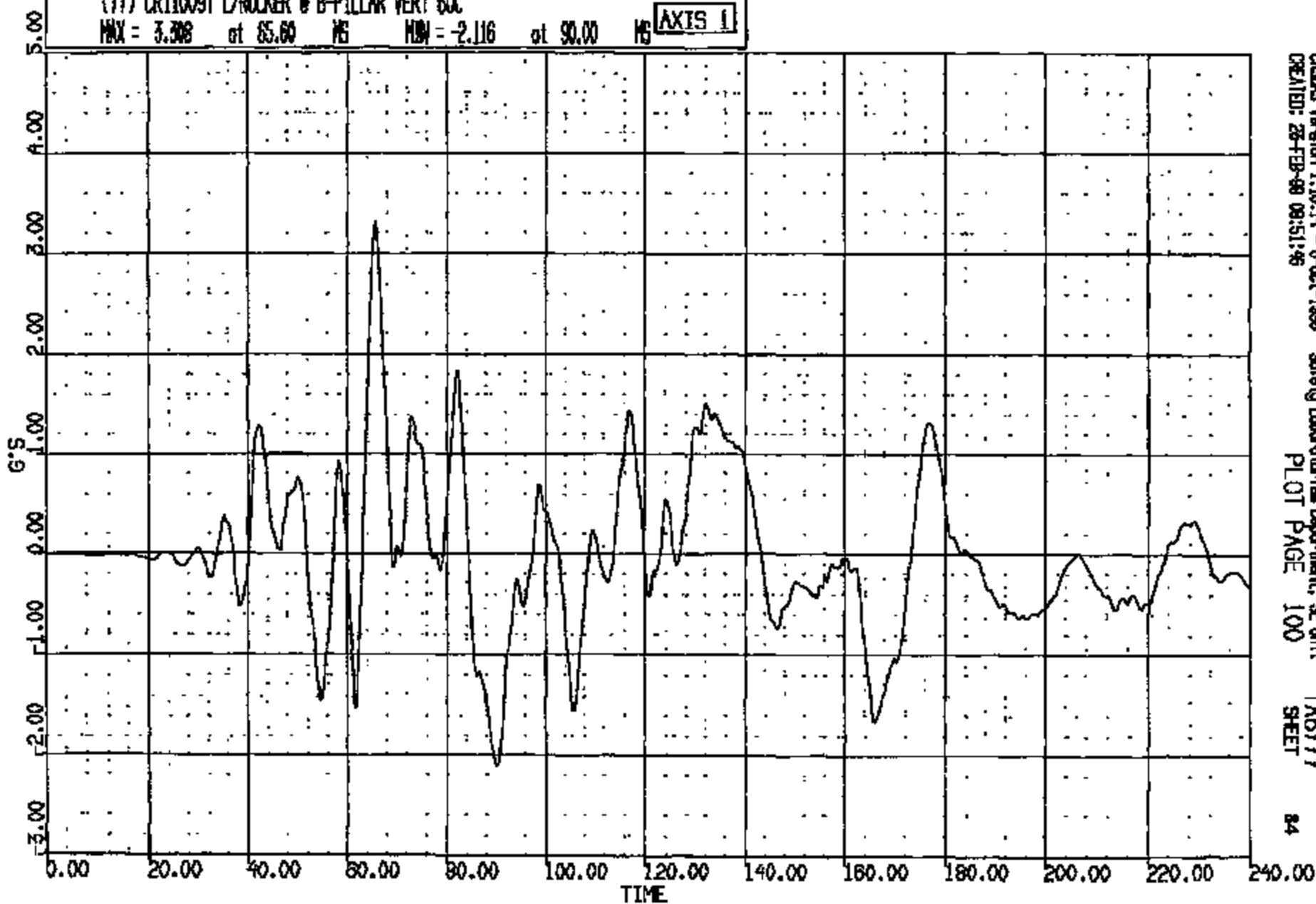
CRTS 0011009

CR R: 11009 TO: TA6777 DATE: 880225 09:16:17
199X ON-101

(77) CR11009T L/ROCKER @ B-PILLAR VERT 60C

MAX = 3.308 at 65.00 MS MIN = -2.116 at 90.00 MS

AXIS 1



CASIMS Version 1.16.1A - 8-Oct-1988
CREATED: 28-FEB-98 09:51:46

Safety Laboratories Department, SE Unit
PLOT PAGE 100

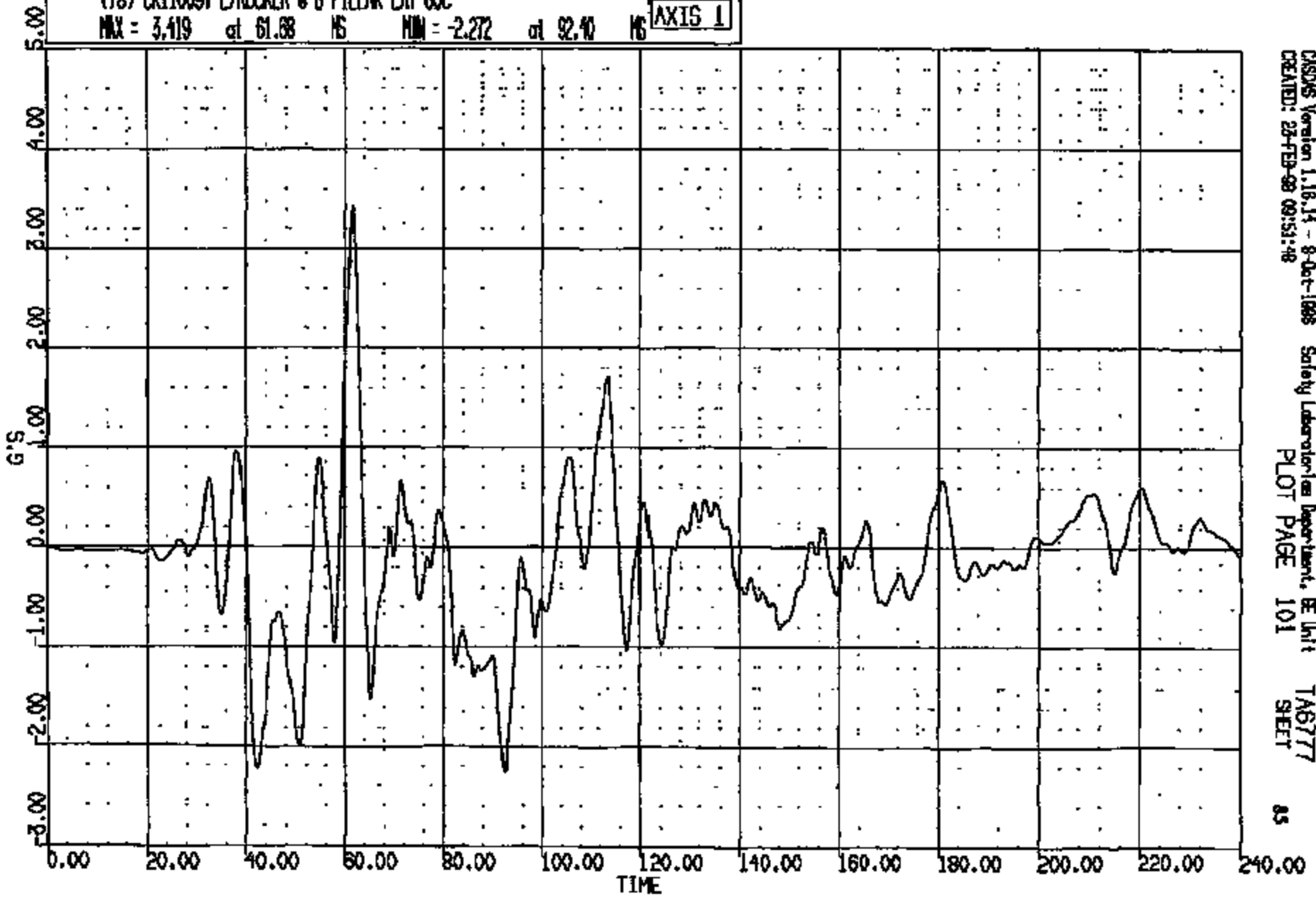
TA6777
SHEET

84

CRTS 0011009

CR RI 11009 TO: TAG777 DATE: 980223 09:18:17
199X DN-101

(78) CR11009T L/ROCKER @ B-PILLAR LAT 60C
MAX = 3.419 at 61.88 MS MIN = -2.272 at 92.40 MS **AXIS 1**



CASDS Version 1.16.14 - 8-Oct-1998 Safety Laboratory Department, BE Unit
CREATED: 23-FEB-98 09:51:48 PLOT PAGE 101 TAG777 SHEET 85

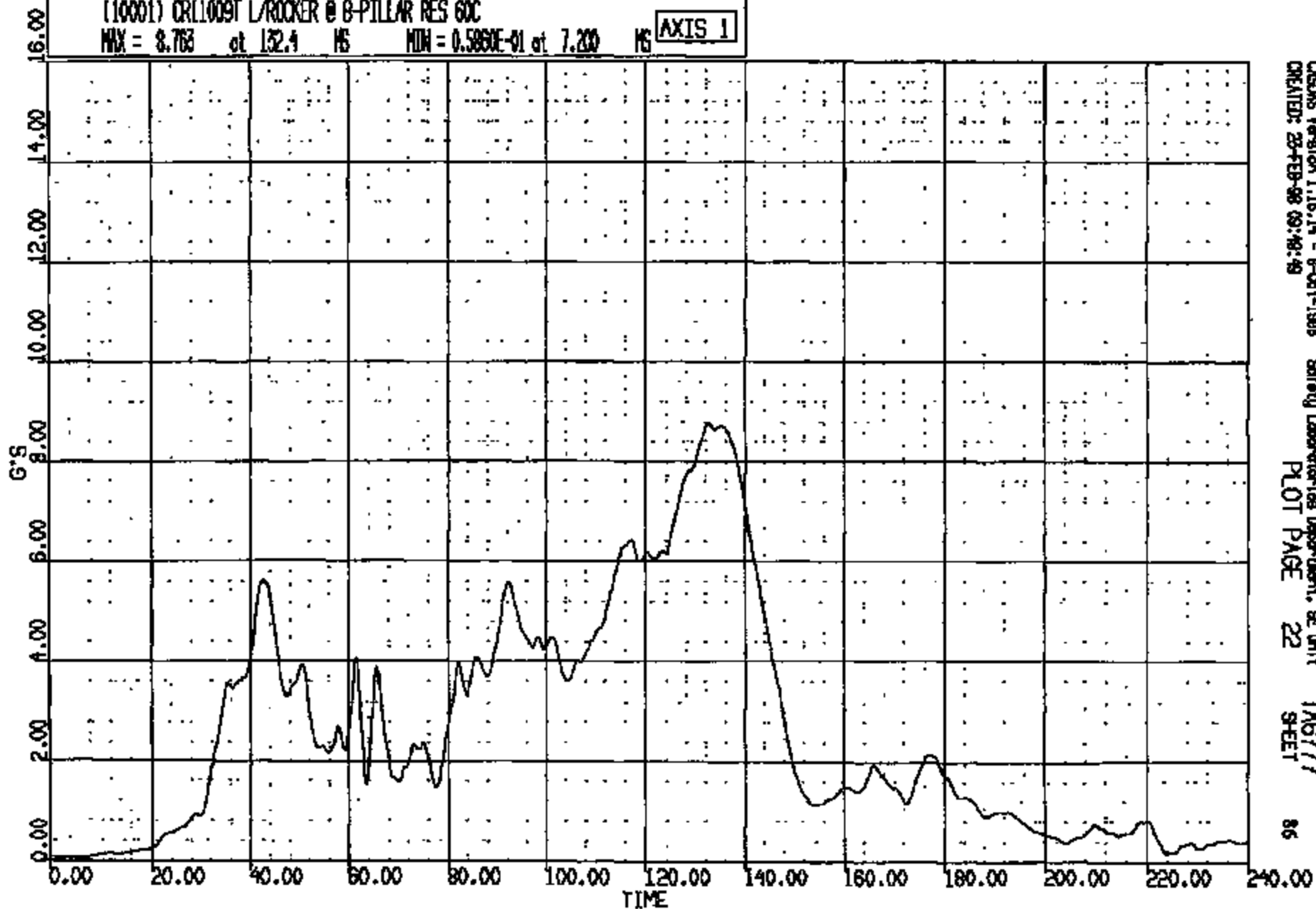
CRIS 0011009

CR R: 11009 TO: TA6777 DATE: 980223 09:18:17
199X DN-101

(10001) ORL1009T L/ROCKER @ B-PILLAR RES 60C

MAX = 8.763 at 132.4 MS MIN = 0.5860E-01 at 7.200 MS

AXIS 1



CASIMS Version 1.18.14 - 8-01-1998
CREATED: 23-FEB-98 09:48:49

Safety Laboratories Department, BE Unit
PLOT PAGE 22

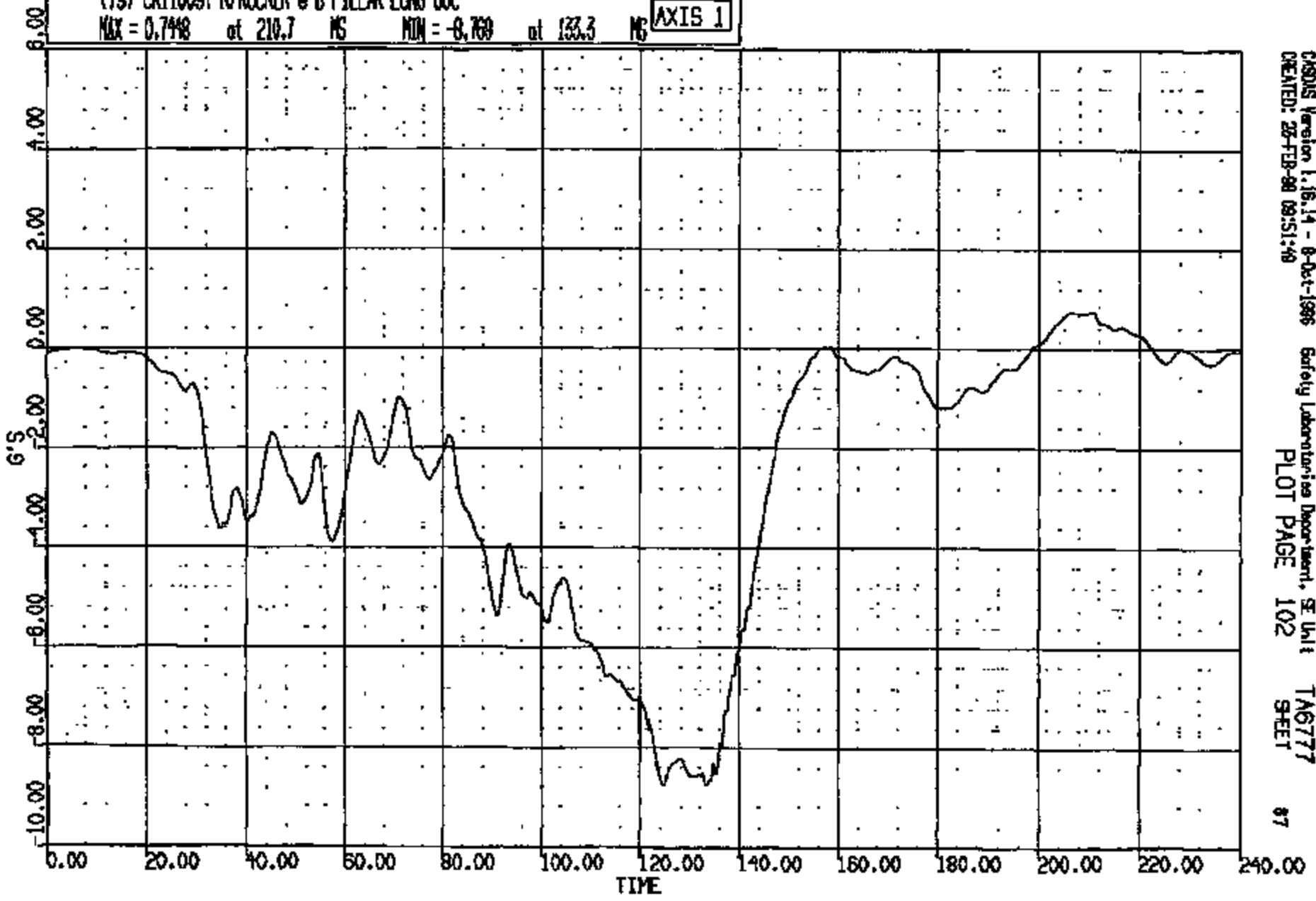
TA6777
SHEET

86

CRIS 0011009

CR R: 11009 TO: TA6777 DATE: 980225 09:18:17
199X DN-101

(79) CR11009T R/ROCKER @ B-PILLAR LONG SOC
MAX = 0.7448 at 210.7 MS MIN = -8.760 at 133.3 MS **AXIS 1**

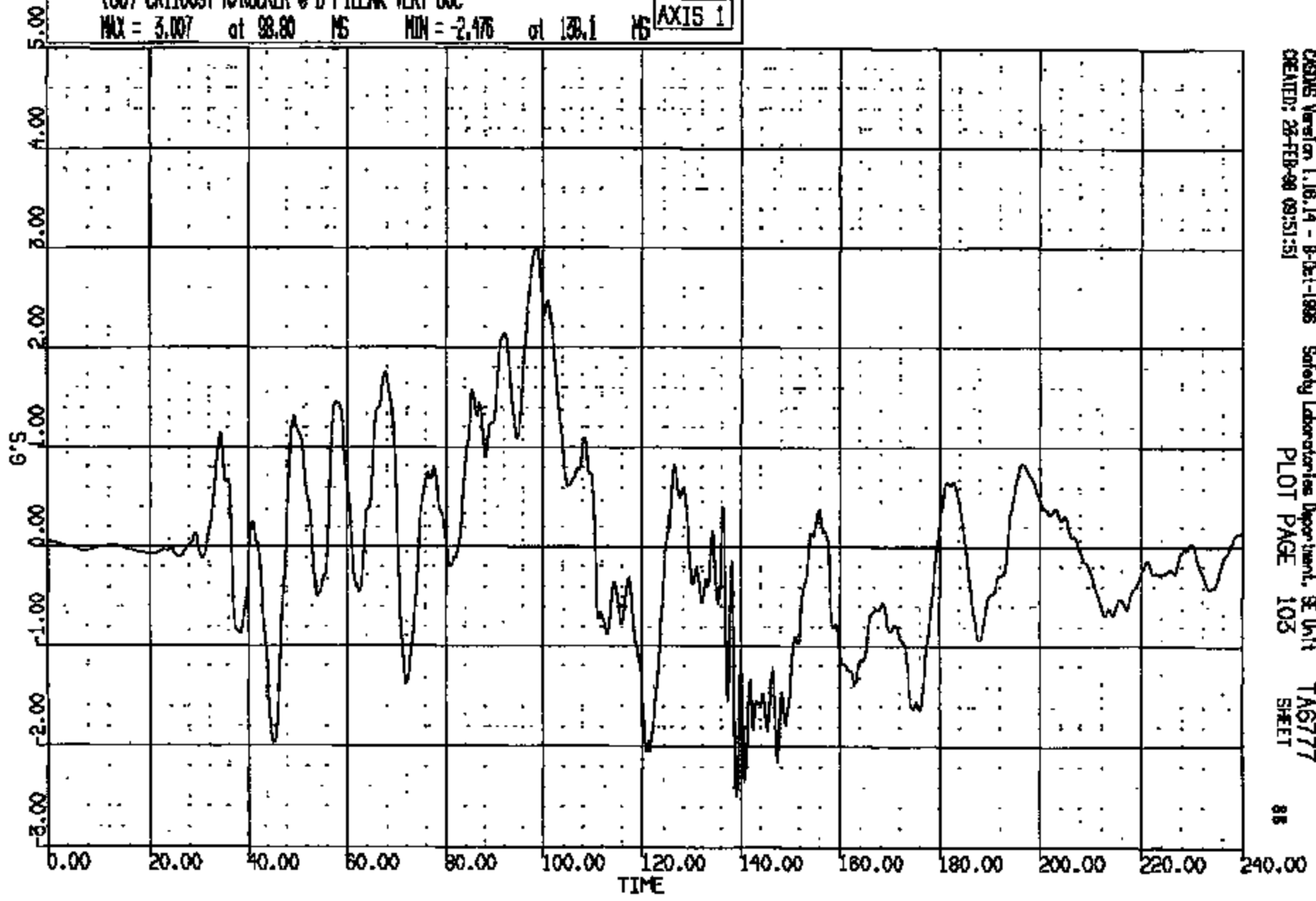


CRTS 0011009

CASUS Version 1.16.14 - 8-Oct-1986 Safety Laboratories Department, SE Unit
CREATED: 25-FEB-98 09:51:40 PLOT PAGE 102 SHEET 87

CR R: 11009 TO: TAB777 DATE: 980223 09:18:17
199X DN-101

(80) CR1100ST R/ROCKER @ B-PILLAR VERT 60C
MAX = 3.007 at 98.80 MS MIN = -2.476 at 138.1 MS AXIS 1



CRSINS Version 1.16.14 - 8-Oct-1995 Safety Laboratories Department, SE Unit
CREATED: 28-FEB-98 09:51:51 PLOT PAGE 103 TAB777 SHEET 88

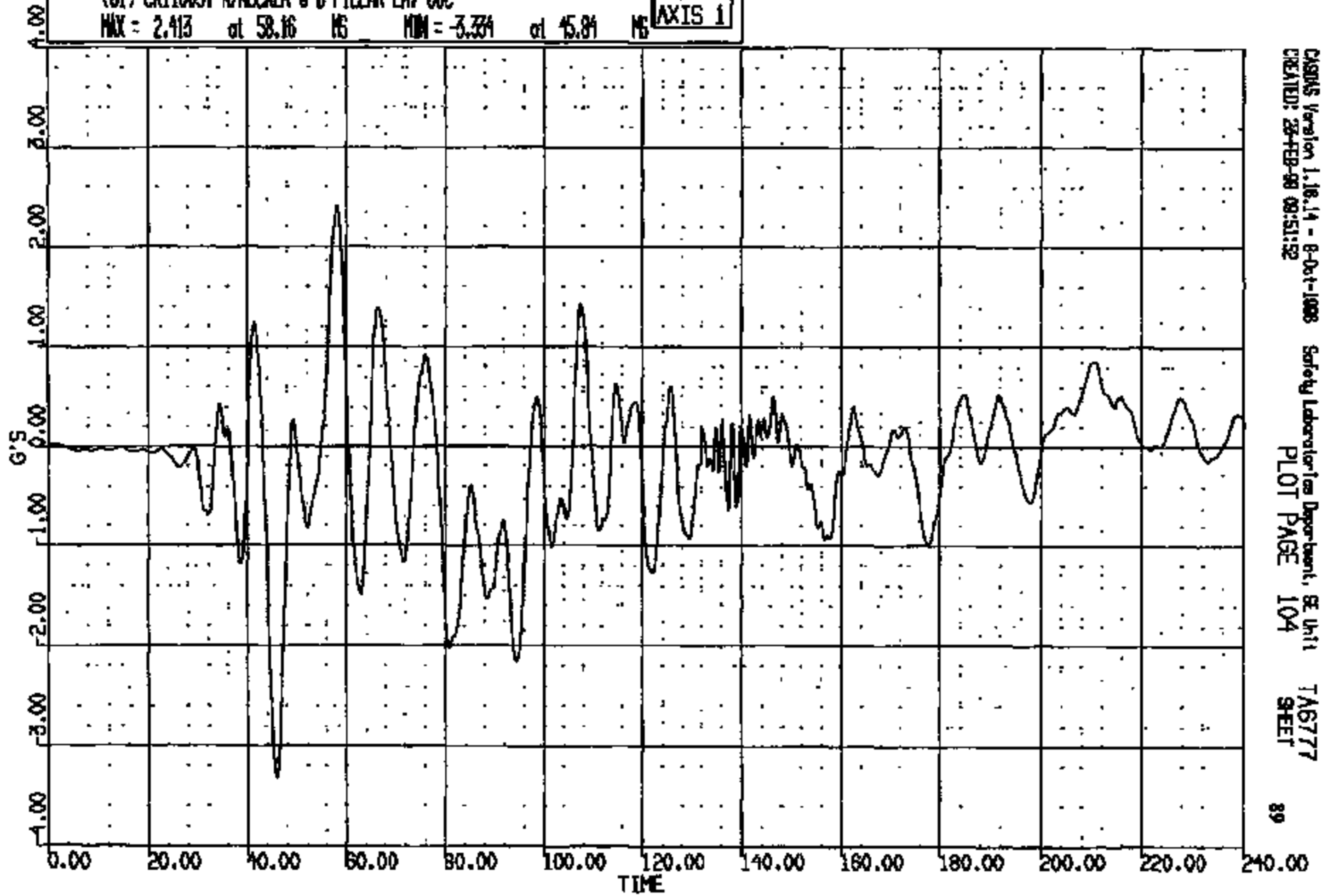
CRTS 0011009

CR R: 11008 TO: T6777 DATE: 880223 09:18:17
199X DN-101

(81) CR1009T R/ROCKER @ B-PILLAR LAT 60C

MAX = 2.913 at 58.16 MS MIN = -3.334 at 45.84 MS

AXIS 1



CASIMS Version 1.18.14 - 8-Oct-1988
CREATED: 28-FEB-98 09:51:52

Safety Laboratory Department, SE Unit
PLOT PAGE 104

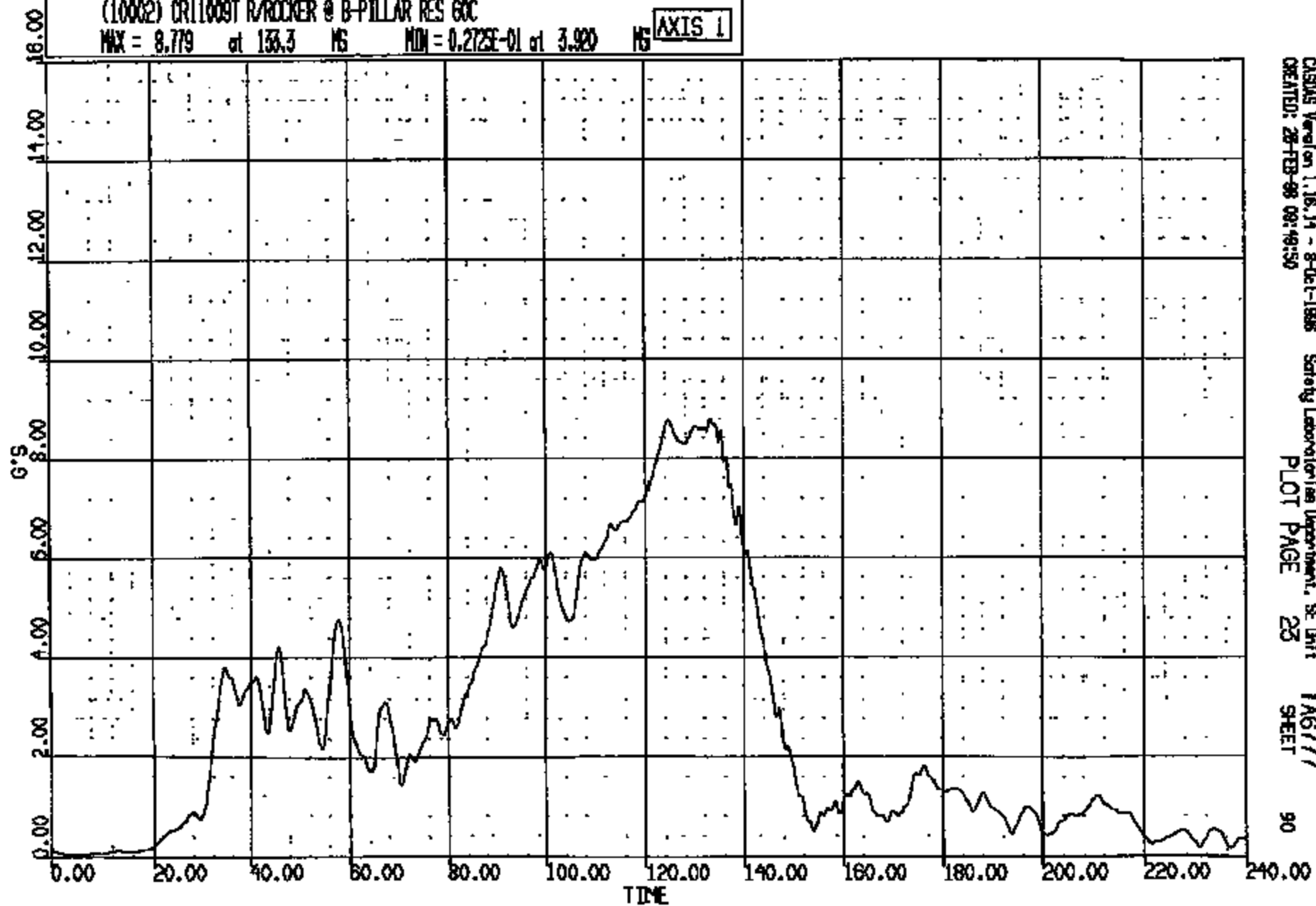
T6777
SHEET

89

CRTS 0011009

CR R: 11009 TO: TA6777 DATE: 880225 09:18:17
189X DN-101

(10002) CR11009T R/ROCKER @ B-PILLAR RES GOC
MAX = 8.779 at 133.3 MS MIN = 0.2725E-01 at 3.920 MS **AXIS 1**



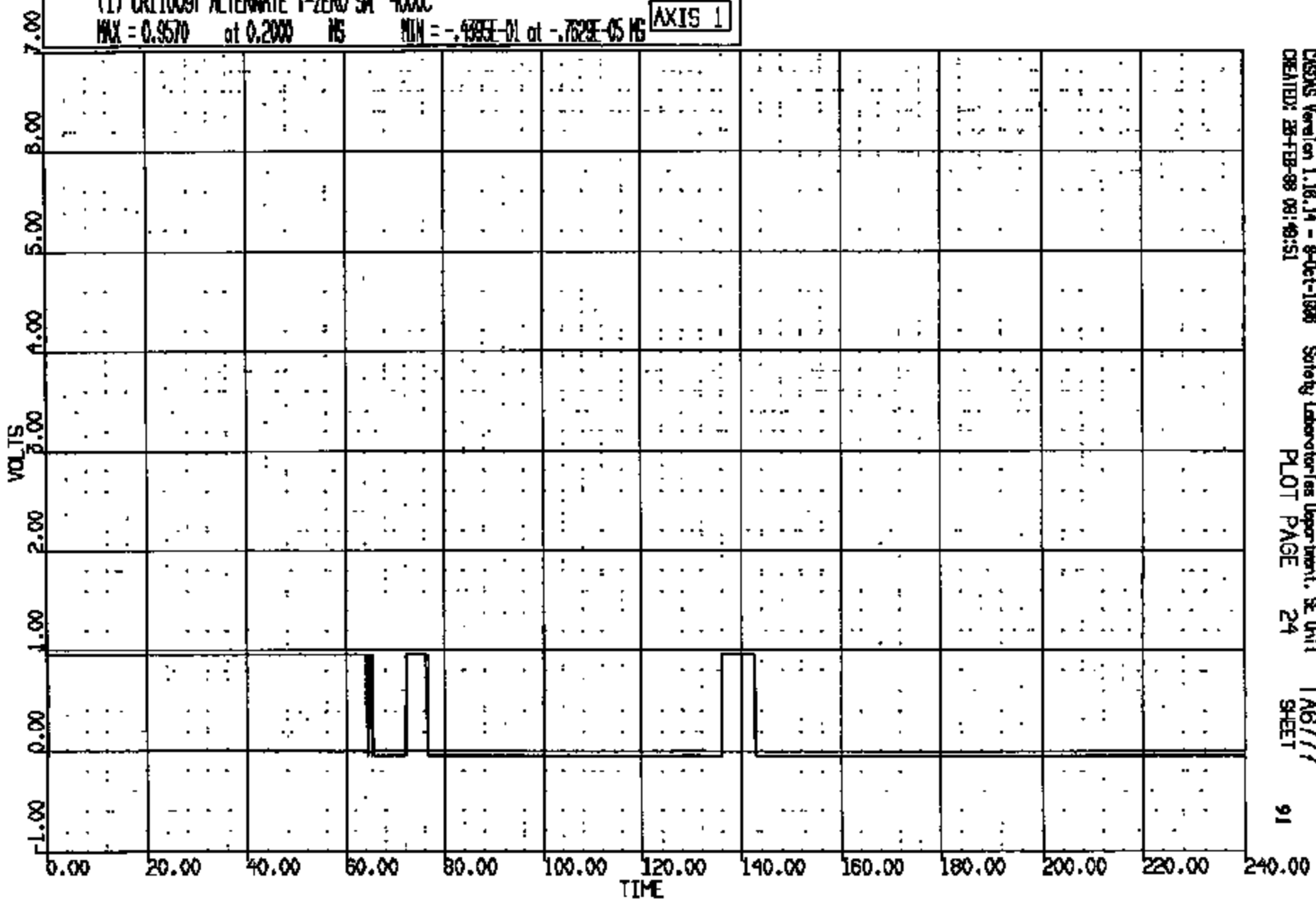
CRTS 0011009

CASDAS Version 1.16.14 - 8-Oct-1988 Safety Laboratories Department, SE Unit TA6777
CREATED: 28-FEB-88 09:19:50 PLOT PAGE 23 SHEET 90

CR R: 11008 TO: TAB777 DATE: 890226 09:18:17
189X DN-101

(1) CR11008T ALTERNATE T-ZERO SM 4000C
MAX = 0.9570 at 0.2000 MS MIN = -.4995E-01 at -.7629E-05 MS

AXIS 1

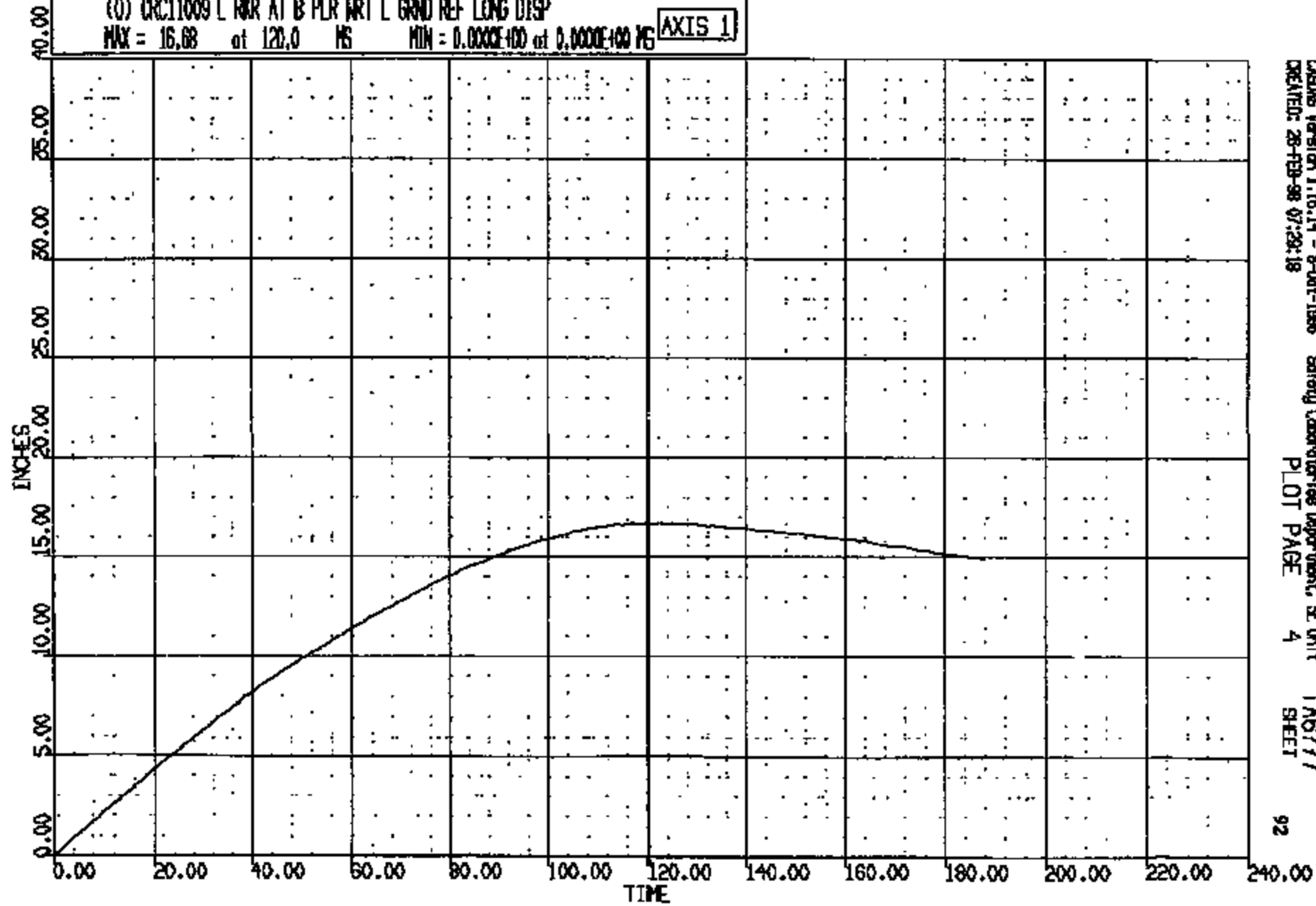


CRSAS Version 1.16.14 - 9-Oct-1998 Safety Laboratories Department, SE Unit TAB777
CREATED: 25-FEB-98 08:49:51 PLOT PAGE 24 SHEET 91

CRIS 0011009

CR R: 11008 TO: TAB777 DATE: 880225 09:18:17
100X DN-101

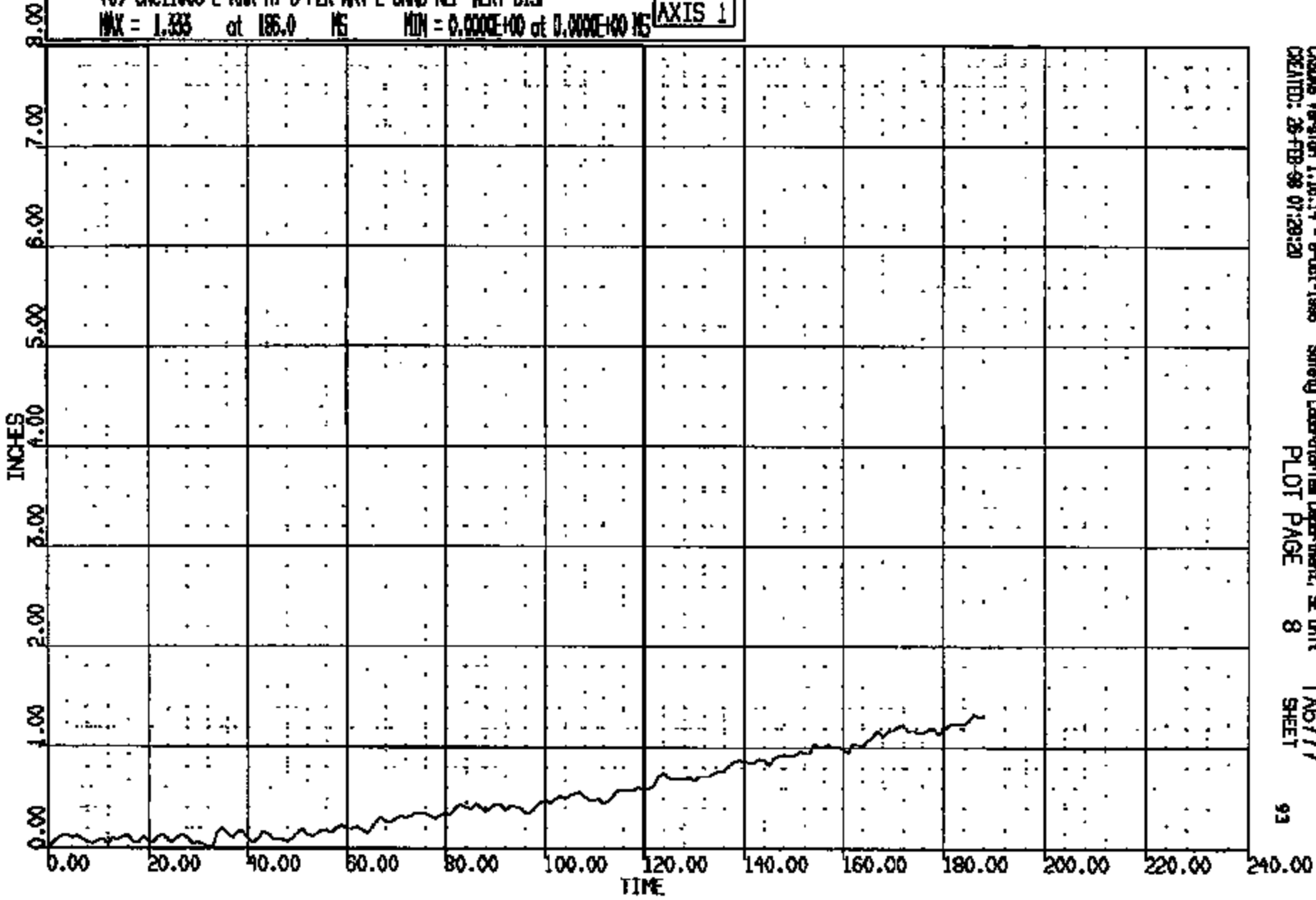
(0) CRC11009 L RNR AT B PLR ART L GRID REF LONG DISP
MAX = 16.68 at 120.0 MS MIN = 0.0000E+00 at 0.0000E+00 MS **AXIS 1**



CRTS 0011009

CR 11009 TO: TAG777 DATE: 880225 09:18:17
100X DN-101

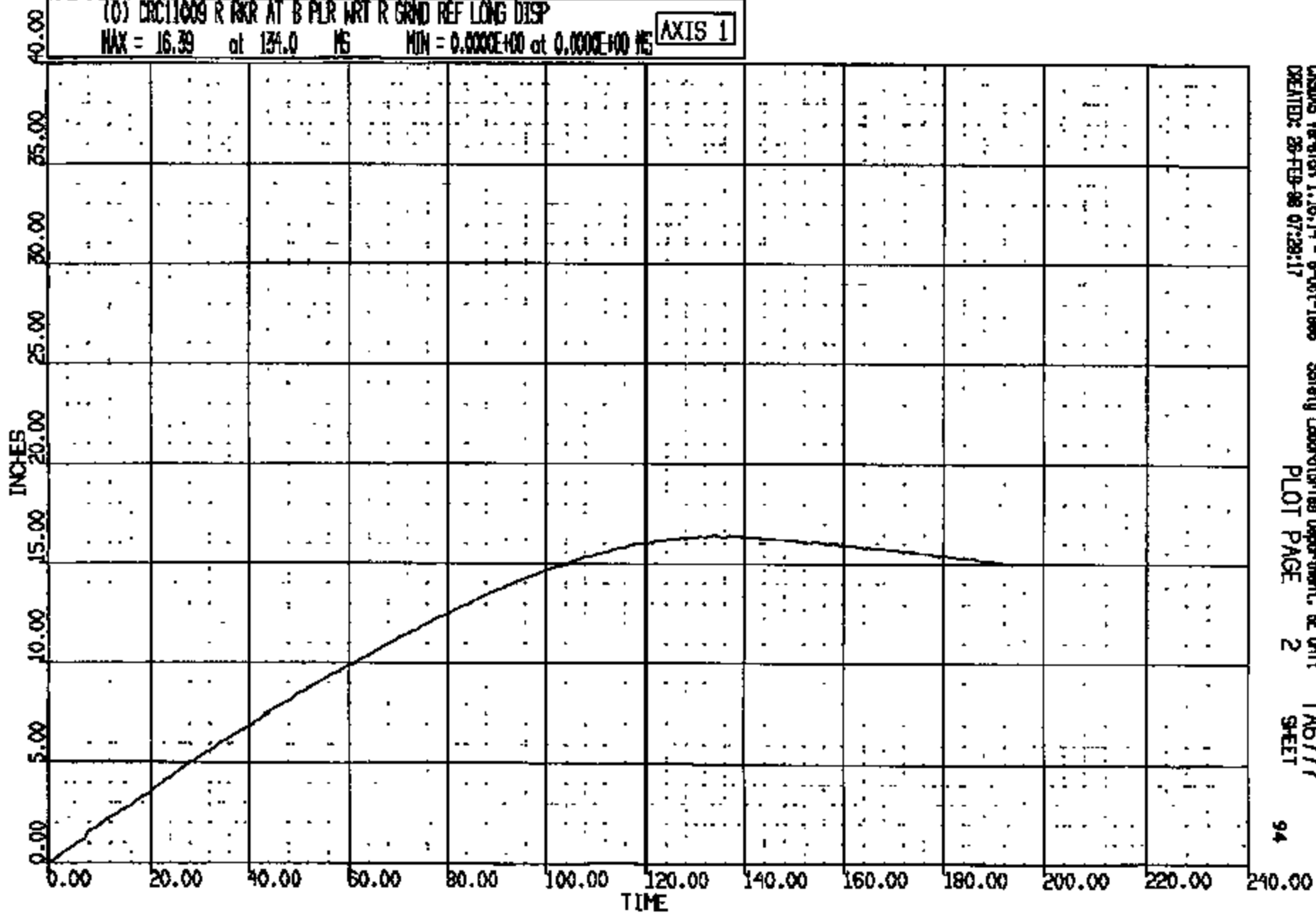
(0) CRCL1009 L RNR AT B PLS WRT L GRND REF VERT DISP
MAX = 1.333 at 186.0 MS MIN = 0.000E+00 at 0.000E+00 MS **AXIS 1**



CRIS 0011009

CRT 0011009 TO: TAG777 DATE: 980225 08:18:17
189X 07-101

(0) CRT1009 R WGR AT B PLR WRT R GRND REF LONG DISP
MAX = 16.39 at 134.0 MS MIN = 0.0000E+00 at 0.0000E+00 MS **AXIS 1**

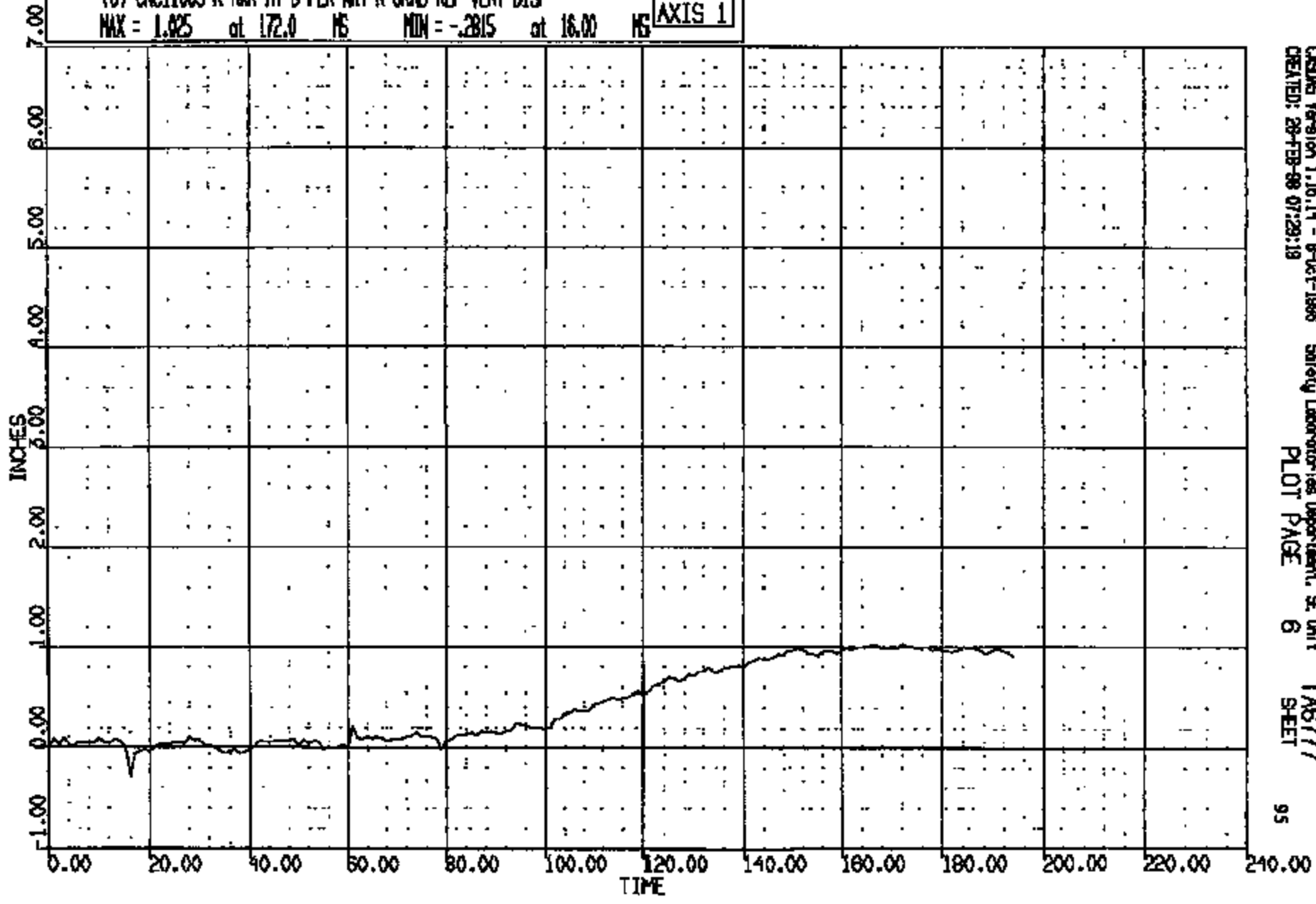


CRTS 0011009

CASDS Version 1.16.14 - 8-01-1998 Safety Laboratories Department, SE Unit TAG777
CREATED: 28-FEB-98 07:28:17 PLOT PAGE 2 SHEET 94


CORR: 11009 TO: TA6777 DATE: 980226 09:18:17
199X DN-101

(0) CRC11009 R RWR AT B PLR WRT R GRND REF VERT DISP
MAX = 1.025 at 172.0 MS MIN = -.2815 at 16.00 MS **AXIS 1**



CRTS 0011009

CASDS Version 1.16.14 - 8-Oct-1988 Safety Laboratories Department, SE Unit TA6777
CREATED: 28-FEB-88 07:29:18 PLOT PAGE 6 SHEET 95



6777

CRTS 0011009

Name:

11009001.JPG



Name:


11009002.JPG

CRTS 0011009




Name:

11009003.JPG




Name: 11009004.JPG




Name: 11009005.JPG

CRTS 0011009




Name: 11009006.JPG

CRTS 0011009




Name: 11009007.JPG

CRTS 0011009



Name:


11009008.JPG



Name:

11009009.JPG


CRTS 0011009



Name:

11009010.JPG


CRTS 0011009



Name:

11009011.JPG


CRTS 0011009



Name :

11009012.JPG

CRTS 0011009



FOUND - MURKIN

6777

Image 1

11009013.JPG

CRTS 0011009



Name: 11009014.JPG

CRTS 0011009




Name: 11009015.JPG

CRTS 0011009




Name: 11009016.JPG



Name :


11609017.JPG



Name:

11009018.JPG


CRTS 0011009



Name :

11009019.JPG

CRIS 0011009



Name: 11009020.JPG


CRTS 0011009



Name :

11009021.JPG

CRTS 0011009



Name:

11009022.JPG

CRTS 0011009



CRTS 0011009

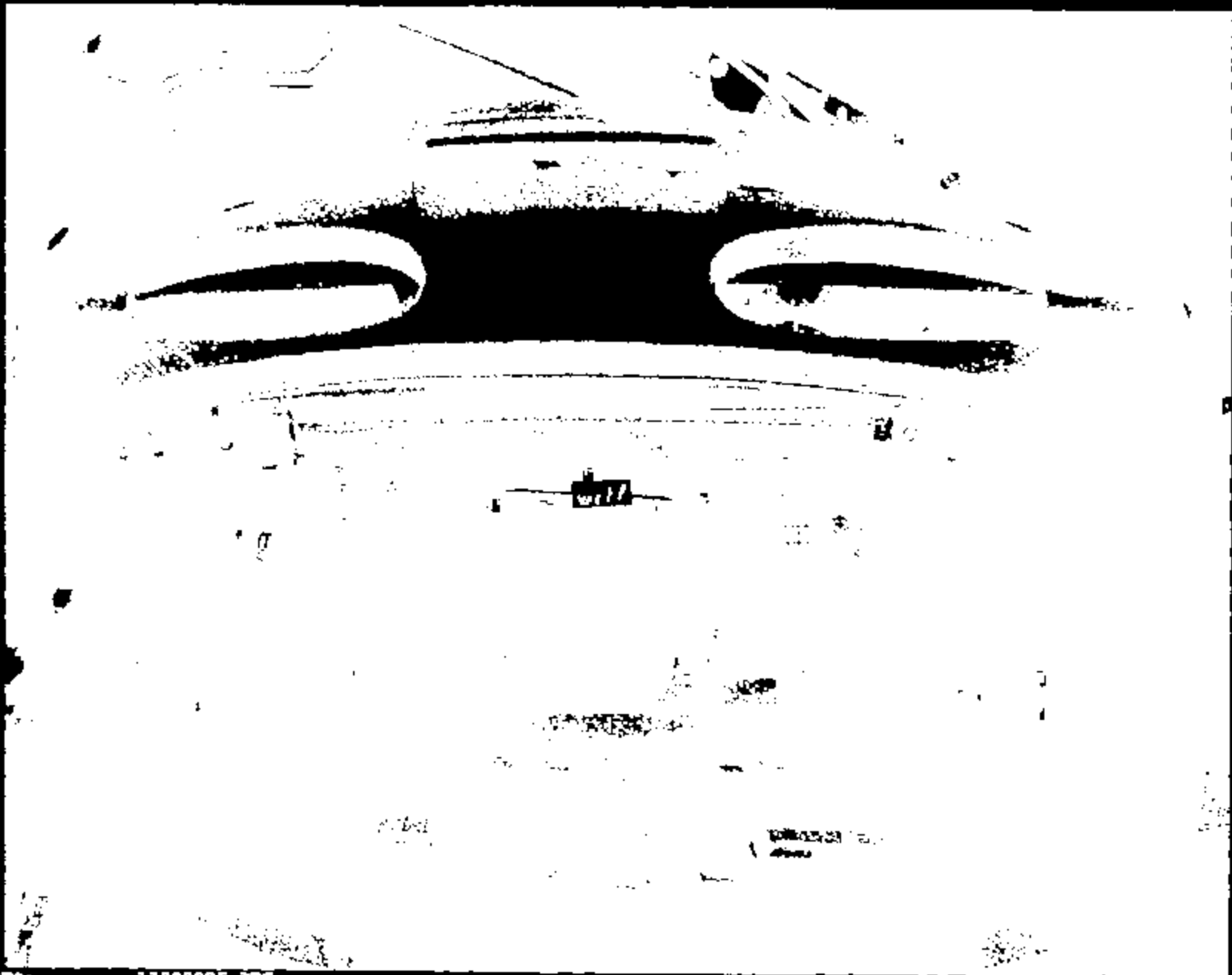
Name:

11009023.JPG




Name: 11009024.JPG

CRTS 0011009



Name: 11009025.JPG



Name :


11009026.JPG



Name:

11009027.JPG

CRIS 0011009



Name:

1109028.JPG

CRTS 0011009



Name:

11009029.JPG


CRTS 0011009



Name :

11009030.JPG


CRTS 0011009



Name:

11009031.JPG


CRIS 0011009



CRIS 0011609

Name:

11009032.JPG



6777

Name:

11809033.JPG

CRIS 0011009



Name: 11009034.JPG

CRTS 0011009



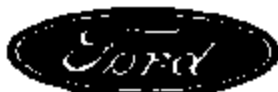
6777

288

Name :

11009035.JPG

CRIS 0011009



GTO Test Request

Requester/Coordinator (PROFB ID):

KEWING

KURT EWING

Testing Activity:
Crash Barrier Test Lab

Date Submitted:
26-JAN-06

Requested Completion Date:
13-FEB-06

Requester Reference Number:

Test Procedure Number:
CR8-00

Test Title and / or Subject of Test:
D100 10 MPH FRONT BUMPER OVER RIDE IMPACT

Billable Requester Dept No.:
T651 AV215A

Workshop/Work Order Number:
F88 XR7 39

Test conducted to certify control item compliance with Government Regulations:

Billable Requester PROFB I.D.:
KEWING

Billable Requester Name:
KURT EWING

2/13/06

Yes

Complete the following two questions as indicated

1 - Rational for not replacing this test by CAE Analysis:

- No CAE Methodology or process available
- For CAE Correlation
- Insufficient confidence in CAE
- To obtain basic data for CAE
- Replacement or improvement of existing Test
- Testing is Quicker
- Mandatory or Regulatory
- Certification
- Development test for F88
- Not applicable

Other:

(Check appropriate boxes)

2 - What is the expected Test Outcome:

- Results will meet DVP/AVCR requirements
- System Component will not meet Test specification
- Unknown
- Above is Based on CAE?

Other:

(Check appropriate boxes)

"RECORD COPY"
 Schedule No. 7-1-13
 Retain Until 2018

Test Purpose/Test Procedure or Description of Test:

Custom Test Procedure T657-020

SEE ATTACHMENTS: • BARRIER TEST REQUEST
• TEST INSTRUMENTATION REQUEST SHEET.

Signature Approvals (As Required for Control Purposes)

Requesting Engineer KURT EWING

Testing Engineer _____


Requesting Supervisor/Manager JIM BOLAND

Testing Supervisor _____

BARRIER TEST REQUEST

TA8777

TEST OBJECTIVE: AIR BAG SENSOR PERFORMANCE EVALUATION
 IMPACT SPEED (BPH): 10
 TEST PROCEDURE: CRS-00 CUSTOM SETUP.
 IMPACT TEST VEHICLE FRONTALLY INTO BUMPER OVER RIDE FIXTURE.
 SET BOTTOM OF BOR FIXTURE @ _____ INCHES ABOVE GROUND.



TEST VEHICLE VIN: 1PALP021DTG147450
 MODEL: 9188 DAW
 MODEL YEAR: 2000

TASK NO.: 408 XRT 39
 BILLABLE DEPT.: T851

FUEL: TYPE= NONE FILL LEVEL (GAL.)= NA

CURB WEIGHT (LBF.): FRONT = 2131 REAR = 1193 TOTAL = 3284
 TEST WEIGHT (LBF.): FRONT = 2288 REAR = 1655 TOTAL = 3854
 RIDE HEIGHTS (IN.): FRONT = LEVEL RKR +/- TO GROUND REAR = LEVEL RKR +/- TO GROUND

Handwritten notes: 2288, 1580, 3 874 + 20

WEIGH UP INSTRUCTIONS:
 MAY REMOVE: EXHAUST, DECK LID, DOOR GLASS, INTERIOR TRIM.
 DO NOT PLACE WEIGHT: FRONT FOOTWELLS.
 MAX ADD TO ENGINE: 75 LBF.
 LOAD TO TEST WEIGHT & LEVEL ROCKERS WRT GROUND.
 SPRING INSERTS ACCEPTABLE.

OCCUPANT TYPE: LEFT FRONT = HYBRID 2 BOTH %
 RIGHT FRONT = HYBRID 2 BOTH %

DUMMY POSITIONING: ST-14 DRIVER FOOT-REST: YES

	LONG	VERT	BACK ANGLE (DEG.)	PKG CHECK
LEFT FRONT =	MID	FULL DOWN	26.3 (FROM TRIM)	N
RIGHT FRONT =	MID	FULL DOWN	26.3 (FROM TRIM)	N

RESTRAINTS USAGE: LEFT FRONT = BELT PYRO BELT FRY BAG SIDE BAG
 RIGHT FRONT = NONE

SENSOR SYSTEM: MONITOR SENSOR CLOSURE.

BARRIER TEST REQUEST

TA6777

DIMENSIONAL ANALYSIS: NONE

STILL PHOTO: STANDARD PRE & POST TEST

HIGH SPEED FILM:

OFFBOARD			ONBOARD		
1	RIGHT	OVERALL			
2	RIGHT	A-PILLAR FORWARD			
3	RIGHT	DUMMY KINEMATICS			
4	LEFT	OVERALL			
5	LEFT	A-PILLAR FORWARD			
6	LEFT	DUMMY KINEMATICS			
7	OVERHEAD	OVERALL			
8	OVERHEAD	A-PILLAR FORWARD			
TOTAL OFFBOARD =			TOTAL ONBOARD =		
8			0		

FILM ANALYSIS: LEFT ROCKER @ B-PILLAR WRT GROUND
 RIGHT ROCKER @ B-PILLAR WRT GROUND
 LEFT DUMMY HEAD WRT LEFT ROCKER @ B-PILLAR
 RIGHT DUMMY HEAD WRT RIGHT ROCKER @ B-PILLAR

DIGITIZED FILM: NONE

SPECIAL BUILD INSTRUCTIONS:

- 1 MODIFY FRONT FLOOR PAN TO ACCEPT RHD RCM.
- 2 UPDATE LHD & RHD RCM.
- 3 REMOVE RIGHT & LEFT FRONT AIR BAGS (OR MAKE INERT).
- 4 MODIFY RAD SUPPORT CENTER TO ACCEPT PCB & ACCEL.


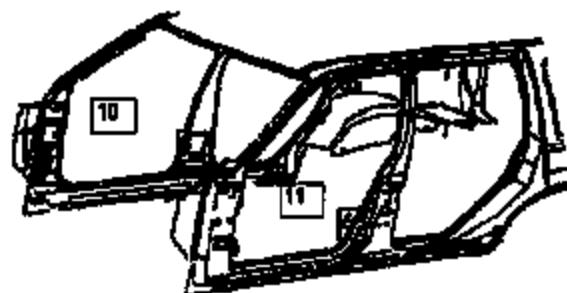
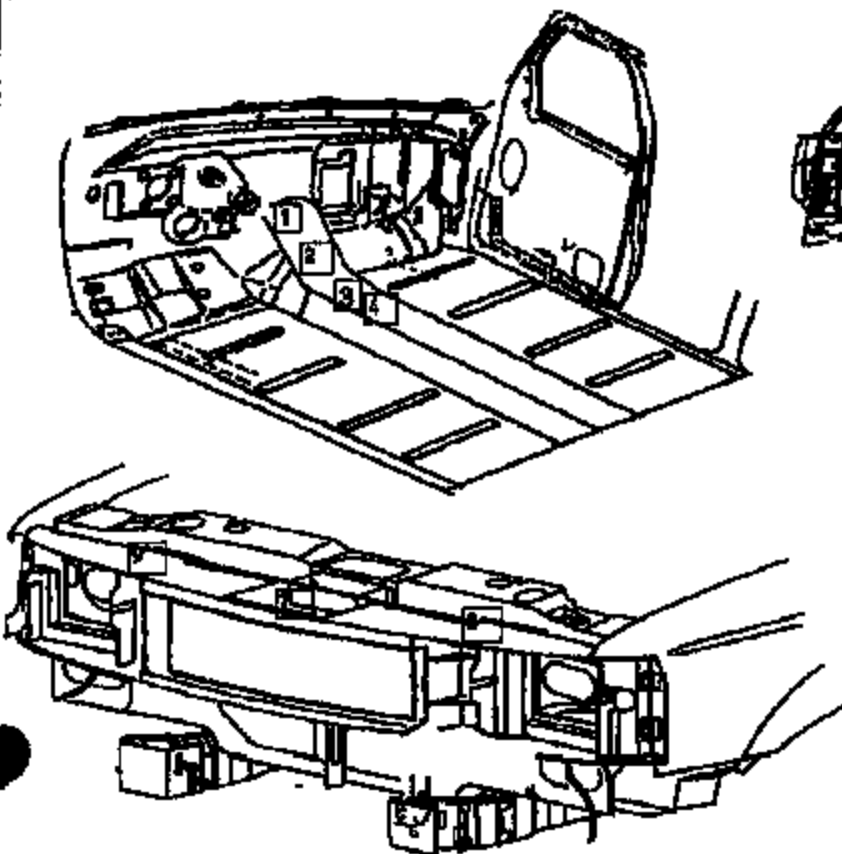
CONTACTS:

	NAME	PHONE	PAGER
REQUESTOR:	K. EWING	24-89185	KEWM
BLD. COORD:	B. PAGANO	33-30845	BPAG
SUPERVISOR:	M. JURSEK	33-39908	MJUR

Program: DN101
 Vehicle ID: 585T888
 Build level: AP
 Test Mode: 10mph BOR

SENSOR MAP

TA6777



SENSOR CHANNELS ONLY

Location Name	Supplier	Output	Nominal (+/-)	Max/Min	Serial #
1 C/F FLOOR PAN @ LHD ACD 8N002-1	VISTON (ACD)	ISAC X	2	10	8N002
1 C/F FLOOR PAN @ LHD ACD 8N002-2		ISAC Y	2	10	8N002
1 C/F FLOOR PAN @ LHD ACD 8N002-3		NDT-X	2.5	10	8N002
1 C/F FLOOR PAN @ LHD ACD 8N002-4		AMA-X	2.5	10	8N002
1 C/F FLOOR PAN @ LHD ACD 8N002-5		NUT-Y	2	10	8N002
1 C/F FLOOR PAN @ LHD ACD 8N002-6		AMA-Y	2	10	8N002
1 C/F FLOOR PAN @ LHD ACD 8N002-7		BB-Out	3.3	10	8N002
1 C/F FLOOR PAN @ LHD ACD 8N002-8		StatLM	5	10	8N002
1 C/F FLOOR PAN @ LHD ACD	accel	TRIAx	NA	NA	NA
2 C/F FLOOR PAN @ DELCO SLO01-1	DELCO	UB1	3.568	10	SLO01
2 C/F FLOOR PAN @ DELCO SLO01-2		BS1	3.975	10	SLO01
2 C/F FLOOR PAN @ DELCO SLO01-3		LS2	0.012	10	SLO01
2 C/F FLOOR PAN @ DELCO SLO01-4		BS2	0.012	10	SLO01
2 C/F FLOOR PAN @ DELCO	accel	TRIAx	NA	NA	NA
3 C/F FLOOR PAN @ SIEMENS 8N004-1	SIEMENS	Pa. Pres.	0.0 +/-0.6	10	8N004
3 C/F FLOOR PAN @ SIEMENS 8N004-2		Dr. Bag	0.0 +/-0.6	10	8N004
3 C/F FLOOR PAN @ SIEMENS 8N004-3		Pa. Bag	0.0 +/-0.6	10	8N004
3 C/F FLOOR PAN @ SIEMENS 8N004-4		Dr. Bag	0.0 +/-0.6	10	8N004
3 C/F FLOOR PAN @ SIEMENS 8N004-5		Pa. Bag	0.0 +/-0.6	10	8N004

*Checked RCM out 2
 Module - checks Good
 DDR4/FRT crash
 Sensor - Good.
 Steve Moore 2/18/95*

TASTTT

Location Name		Supplier	Output	Nominal (+/-)	Max/Min	Serial #
	C/F FLOOR PAN @ SIEMENS 31004-6		Dr. Pres.	0.0 +/-0.6	10	31004
3	C/F FLOOR PAN @ SIEMENS 31004-7		Unused	0.0 +/-0.6	10	31004
3	C/F FLOOR PAN @ SIEMENS 31004-8		Status	5.0 +/-0.6	10	31004
3	C/F FLOOR PAN @ SIEMENS	accel	TRIAK	NA	NA	NA
4	C/F FLOOR PAN @ TMU 31001-1	TMU	DrB82	0.82	10	31001
4	C/F FLOOR PAN @ TMU 31001-2		PmB82	0.82	10	31001
4	C/F FLOOR PAN @ TMU 31001-4		BrB81	0.82	10	31001
4	C/F FLOOR PAN @ TMU 31001-5		PmB81	0.82	10	31001
4	C/F FLOOR PAN @ TMU	accel	TRIAK	NA	NA	NA
5	R/B-PLR INSIDE @ RCR	accel	TRIAK	NA	NA	NA
6	L/B-PLR INSIDE @ RCR	accel	TRIAK	NA	NA	NA
7*	C/RAD @ FCS ACB 31008-1	VISTBOX (ACB)	volts	5+/- .25	10	31008
	C/RAD @ FCS ACB 31008-2		volts	5+/- .25	10	31008
	C/RAD @ FCS ACB 31008-3		volts	5+/- .25	10	31008
	C/RAD @ FCS ACB 31008-4		volts	5+/- .25	10	31008
7	C/RAD @ FCS ACB	accel	TRIAK	NA	NA	NA
8	FRONT CRASH SENSOR (FCS)	DELCO	NO OUTPUT TO CDAS			
8	L/RAD @ FCS DELCO	accel	TRIAK	NA	NA	NA
9	R/RAD @ FCS SIEMENS 31004-1	SIEMENS	volts	2.5	10	31004
9	R/RAD @ FCS SIEMENS	accel	TRIAK	NA	NA	NA
10	R/F DOOR @ BBAH	accel	TRIAK	NA	NA	NA
11	L/F DOOR @ BBAH	accel	TRIAK	NA	NA	NA

zero input required for ACB FCS.



"RECORD COPY"
Schedule No. 7-7-12
Retain Until 2019

FINAL TEST REPORT

CONFIDENTIAL

**Global Test Operations
Advanced Vehicle Technology**

TO: A. Taub

Test Order No.	T-A6729
Work Task W. O. No.	F14
Test Date	8/14/98
Date Reported	8/6/99
Sheet	1 of 106

SUBJECT: Crash Test 11087 (90° Front Fixed Barrier Impact at 85.2 ± 0.4 mph, 56.6 ± 0.6 km/h) - 1999 Taurus (DN-101) 4-Door Sedan

REQUESTED BY: Vehicle Safety and CAE Department, Advanced Vehicle Technology -
K. Ewing

OBJECT: To obtain development data relative to FMVSS 208.

SUMMARY OF TEST RESULTS: See Section 1.0 for injury criteria data.

SLM
Concur: S. Lesh
Section Supervisor
Operations Engineering Section

M. L. Foster
M. Foster
Test Development Engineer

VEHICLE DATA:

Make and Model 1998 Taurus (DN-101) 4-Door Sedan

ID Numbers 1FALP53SKVG145781, 579-T-221

Power Train 3.0L, EFI, Automatic Transaxle

Fuel Tank(s) Test Condition: Removed

Front Seat(s) Type: Bucket
Cover: Cloth
Tracks/Position: Manual/Mechanical Mid
Seat Backs/Position: Adjustable/LF: 28.3° Rear of Vertical,
RF: 28.6° Rear of Vertical
Head Restraints/Position: Removed

Restraint System LF: 3-Point Continuous Loop Active Belt and
Steering Wheel Air Bag
RF: 3-Point Continuous Loop Active Belt and
Instrument Panel Air Bag

Occupants LF & RF: 50th Percentile Male, Hybrid III,
Instrumcted

Test Weight Front: 2292 lb (1040 kg)
Rear: 1587 lb (711 kg)
Total: 3869 lb (1750 kg)

Tires Front: P205/65R15 80 psi (207 kPa)
Rear: P205/65R15 90 psi (207 kPa)
Spare: Removed

Significant Content or Accessories: Air Conditioning, Power Steering, Power Brakes, Tilt Steering Wheel

GENERAL TEST COMMENTS:

1. Test Procedure

The test was performed according to the following Corporate test procedure(s):

Occupant Crash Protection, T657-9T-25 dated July 17, 1998.

2. Remarks

Crash movies, pre- and post-crash still images of the test vehicle and copies of this report are available through the Operations Engineering Section, Safety Laboratories Department, GTO. The crash still images are stored and archived on CD ROMs. The file names of the still images are listed under crash number and a three digit sequence number which are 11087001 through 11087064.

TEST RESULTS:**1.0 Occupant Injury Data (FMVSS 208)**

	L. F. Dummy	R. F. Dummy
Head Injury Criteria (HIC)	504	496
Interval		
t1	57 ms	61 ms
t2	93 ms	97 ms
Chest resultant acceleration level at 8 ms cumulative duration	* 51 g	53 g
Chest Deflection (Hybrid III)	1.5 in	0.8 in
Peak axial compression load:		
Left femur	799 lb	1069 lb
Right femur	961 lb	1234 lb
Peak axial tension load:		
Left femur	216 lb	13 lb
Right femur	198 lb	110 lb
Dummy contained within the vehicle during the crash	Yes	Yes

* The Left Front Dummy Curdur was calculated without the lateral data channel due to an intermittent cable. This was obtained in accordance with ST-25 Procedures.

Time histories of the dummy instrumentation are included in this report.

Time histories of the dummy dynamic displacements obtained from Film Analysis are not included in this report because the cameras ran late and missed the crash.

Time histories of the air bag/sensor(s) are included in this report.

Time histories of any requested derived data (i.e. integrations, etc.) were given to the requesting activity and are not included in this report.

2.0 Vehicle Crush, Film Analysis and/or Instrumentation Data

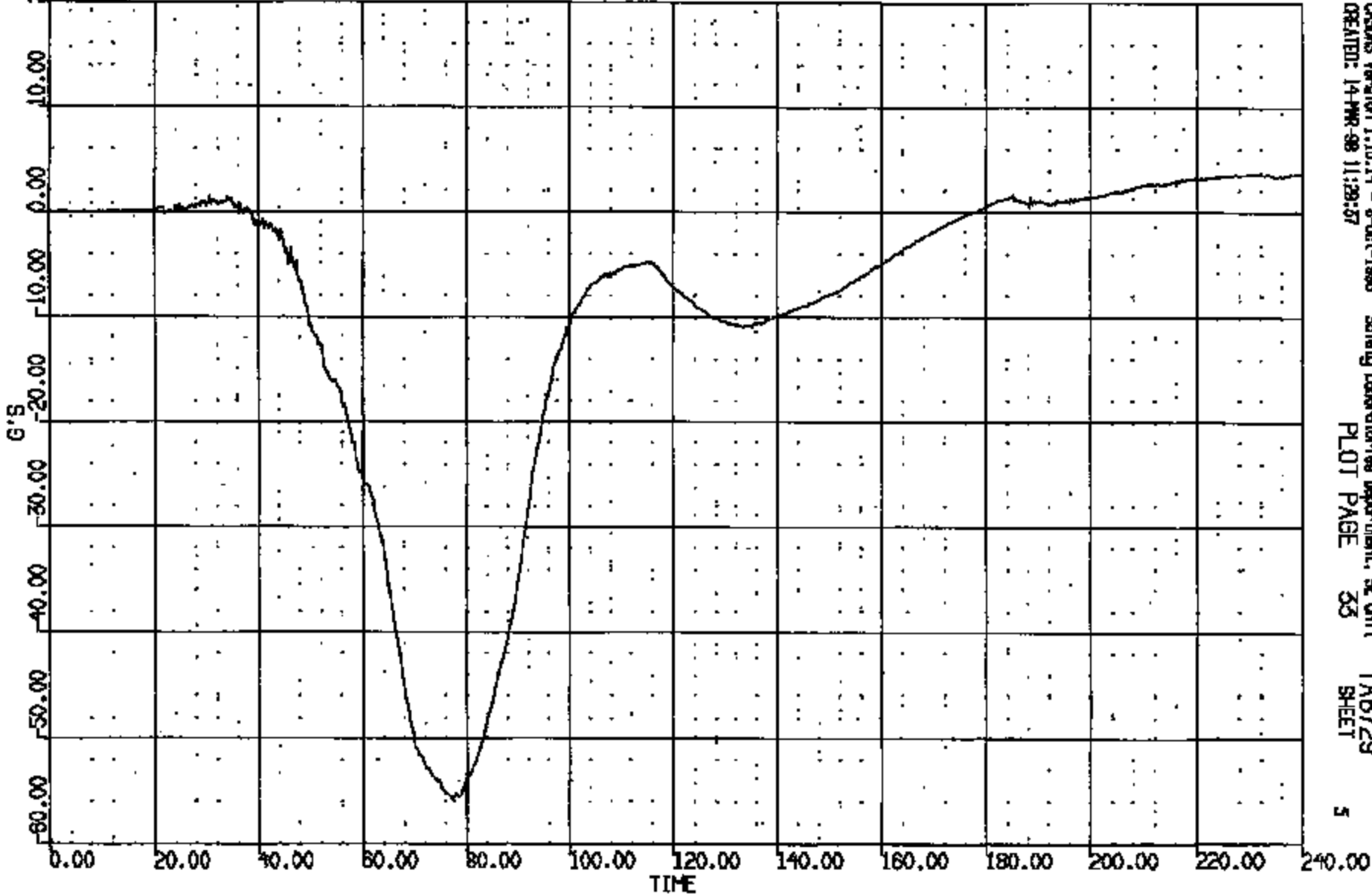
Time histories of the vehicle accelerations and other instrumentation are included in this report.

Time histories of vehicle dynamic displacements obtained from Film Analysis are not included in this report because the cameras ran late and missed the crash.

Time histories of any requested derived data (i.e. integrations, etc.) were given to the requesting activity and are not included in this report.

CR R: 11087 TO: TAB729 DATE: 880814 10:44:08
1988 DN-101

(1) CR11037T L/F DUMMY HEAD C.G. LONG 1000C
MAX = 3.716 at 230.8 MS MIN = -55.85 at 77.36 MS **AXIS 1**



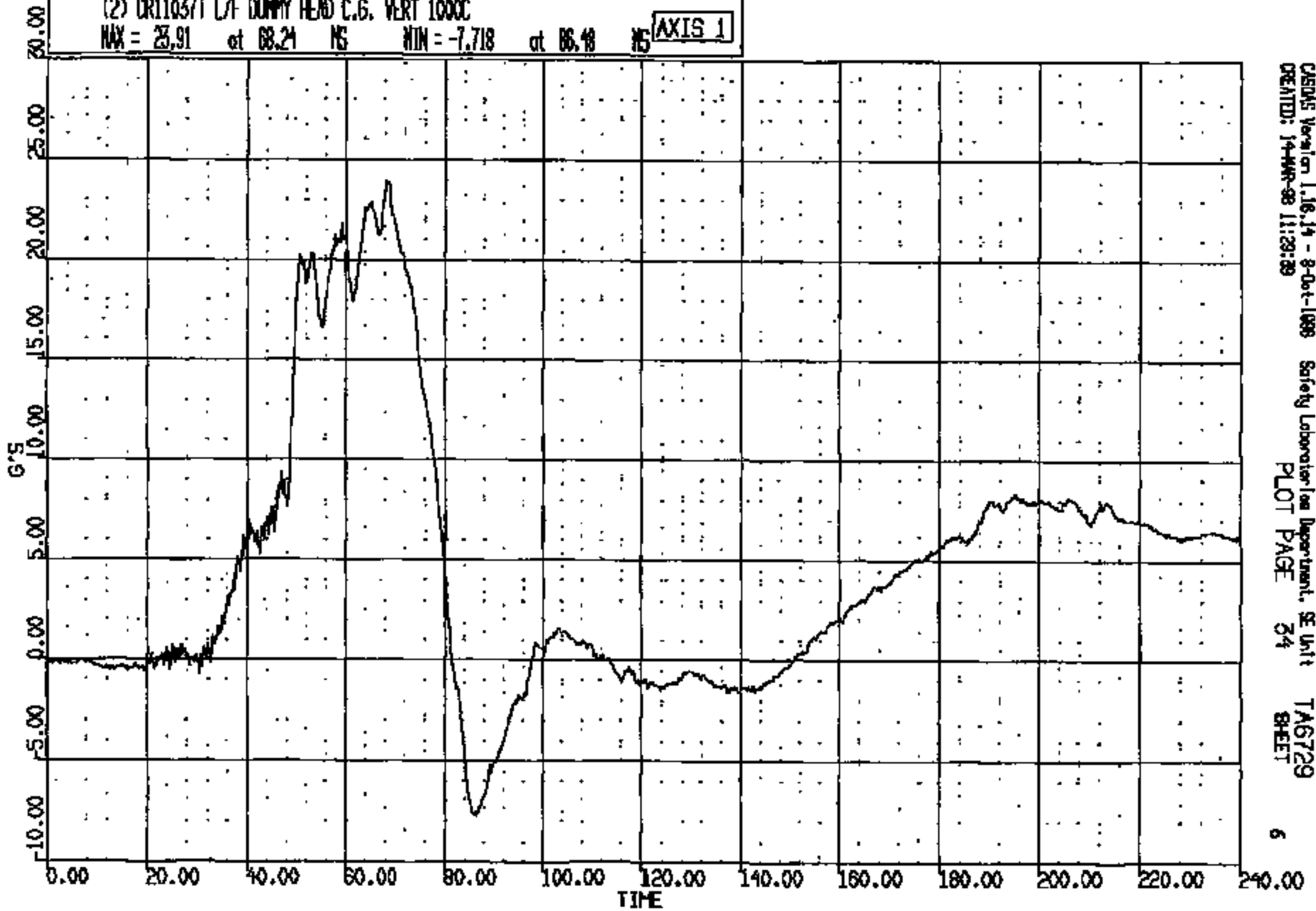
CASINS Version 1.18.14 - 8-Oct-1988 Safety Laboratory Department, SE Unit
CREATED: 14-MAR-88 11:29:57
PLOT PAGE 35
TAB729
SHEET 5

CRIS 0011037

CR R: 11037 TO: TAG729 DATE: 880314 10:44:03
1988 DN-101

(2) CR11037T L/F DUMMY HEAD C.G. VERT 1000C

MAX = 23.91 at 68.24 MS MIN = -7.718 at 86.48 MS **AXIS 1**



CRS05 Version 1.16.14 - 8-Oct-1988
CREATED: 14-MAR-88 11:29:29

Safety Laboratory Department, SE Unit
PLOT PAGE 34

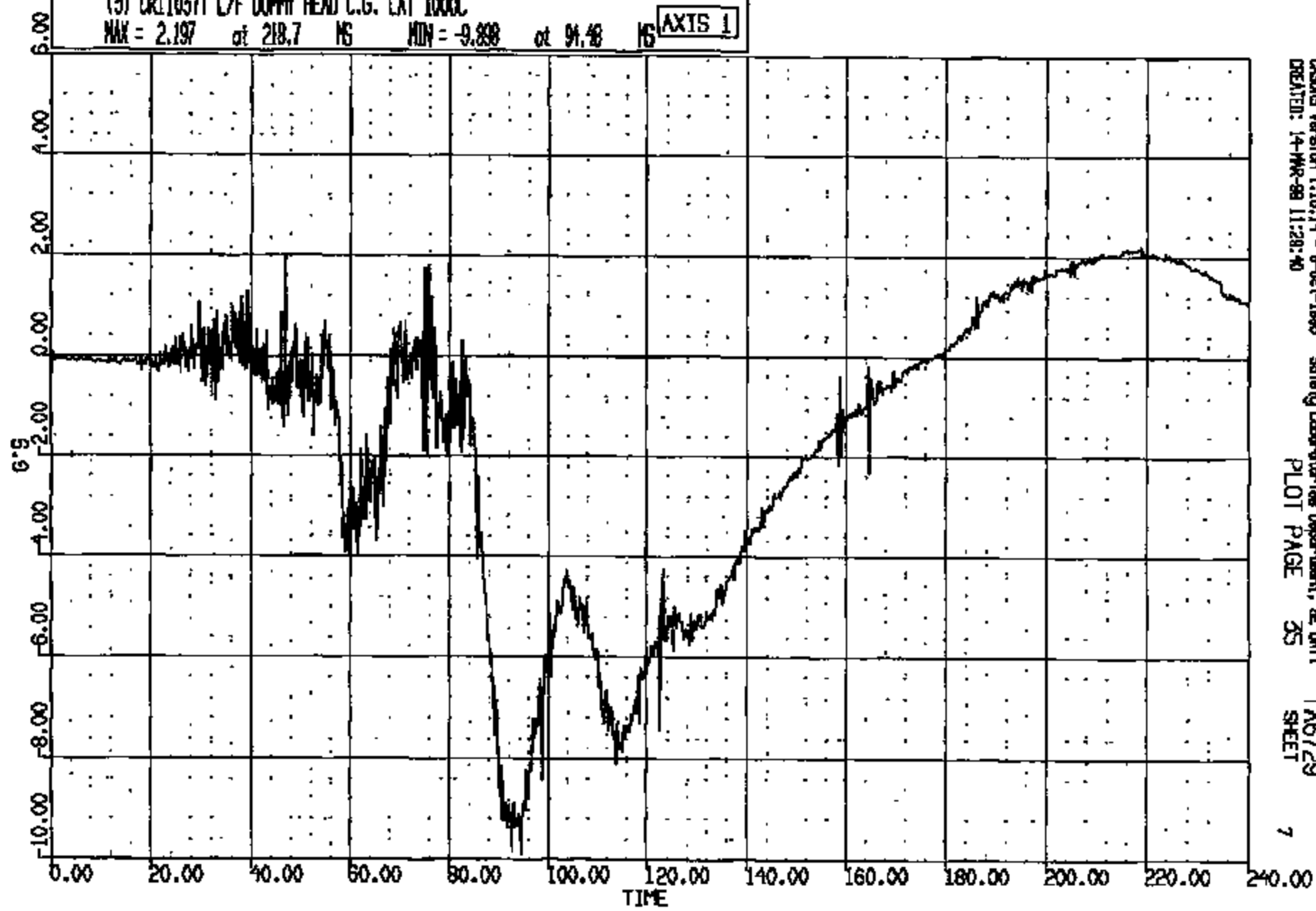
TAG729
SHEET

6

CRTS 0011037

CR R: 11037 TO: TA6729 DATE: 880314 10:44:03
1988 DN-101

(3) CRL10371 L/F DUMMY HEAD C.G. LAT 1000C
MAX = 2.197 at 218.7 MS MIN = -9.898 at 91.48 MS **AXIS 1**

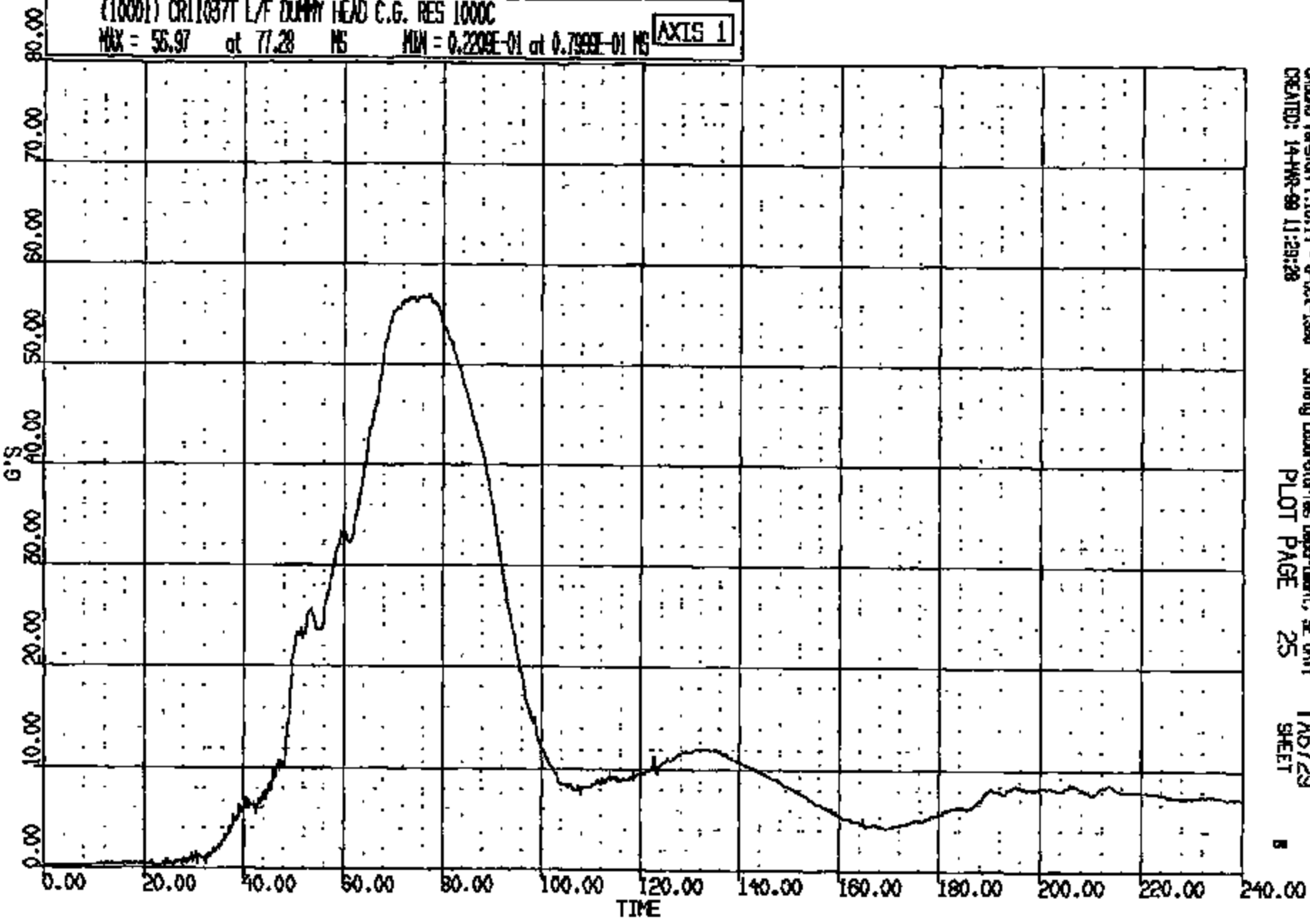


CASING Version 1.18.14 - 8-Oct-1988 Safety Laboratories Department, SE Unit
CREATED: 14-MAR-88 11:28:40 PLOT PAGE 35 TA6729
SHEET 7

CRTS 0011037

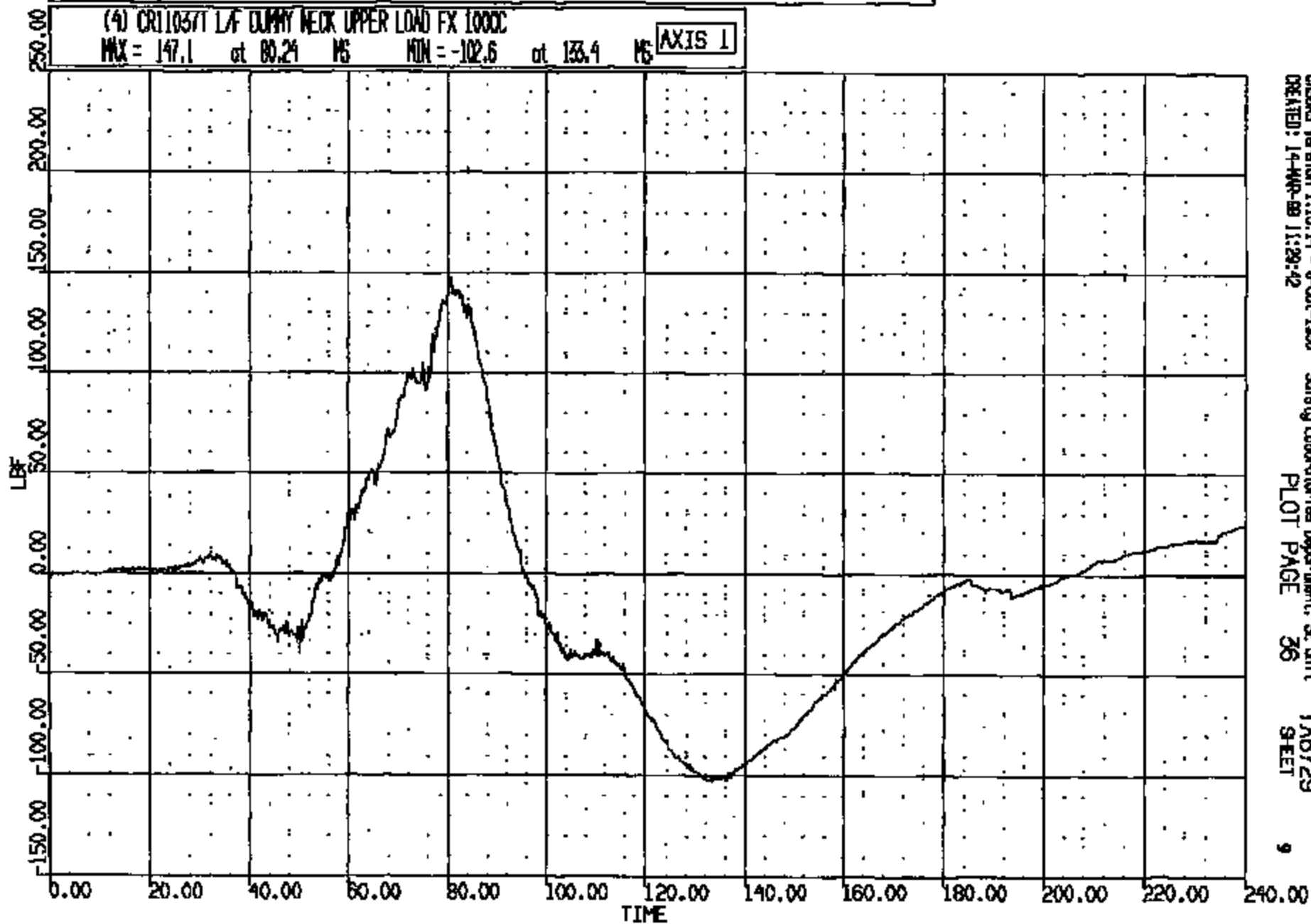
JOB NO: 11037 TO: TAB729 DATE: 880214 10:44:05
 INSTR: DZ1101
 CURR: DURR: 240.0 T1/T2: 56.0 // 00.0
 CURR: DURR: 30.0 T1/T2: 56.0 // 00.0
 CURR: DURR: 15.0 T1/T2: 57.0 // 00.0

(1000) CR11037T L/F DUMMY HEAD C.G. RES 1000C
 MAX = 55.97 at 77.28 MS MIN = 0.2209E-01 at 0.7999E-01 MS AXIS 1



CR R: 11057 TO: TAB729 DATE: 980514 10:44:03
1998 DN-101

(4) CR11057 LAF DUMMY NECK UPPER LOAD FX 1000C
MAX = 147.1 at 80.24 MS MIN = -102.6 at 133.4 MS **AXIS 1**



CASIMS Version 1.16.14 - 8-Oct-1998
CREATED: 14-MAR-99 11:29:42

Safety Laboratories Department, SE Unit
PLOT PAGE 36

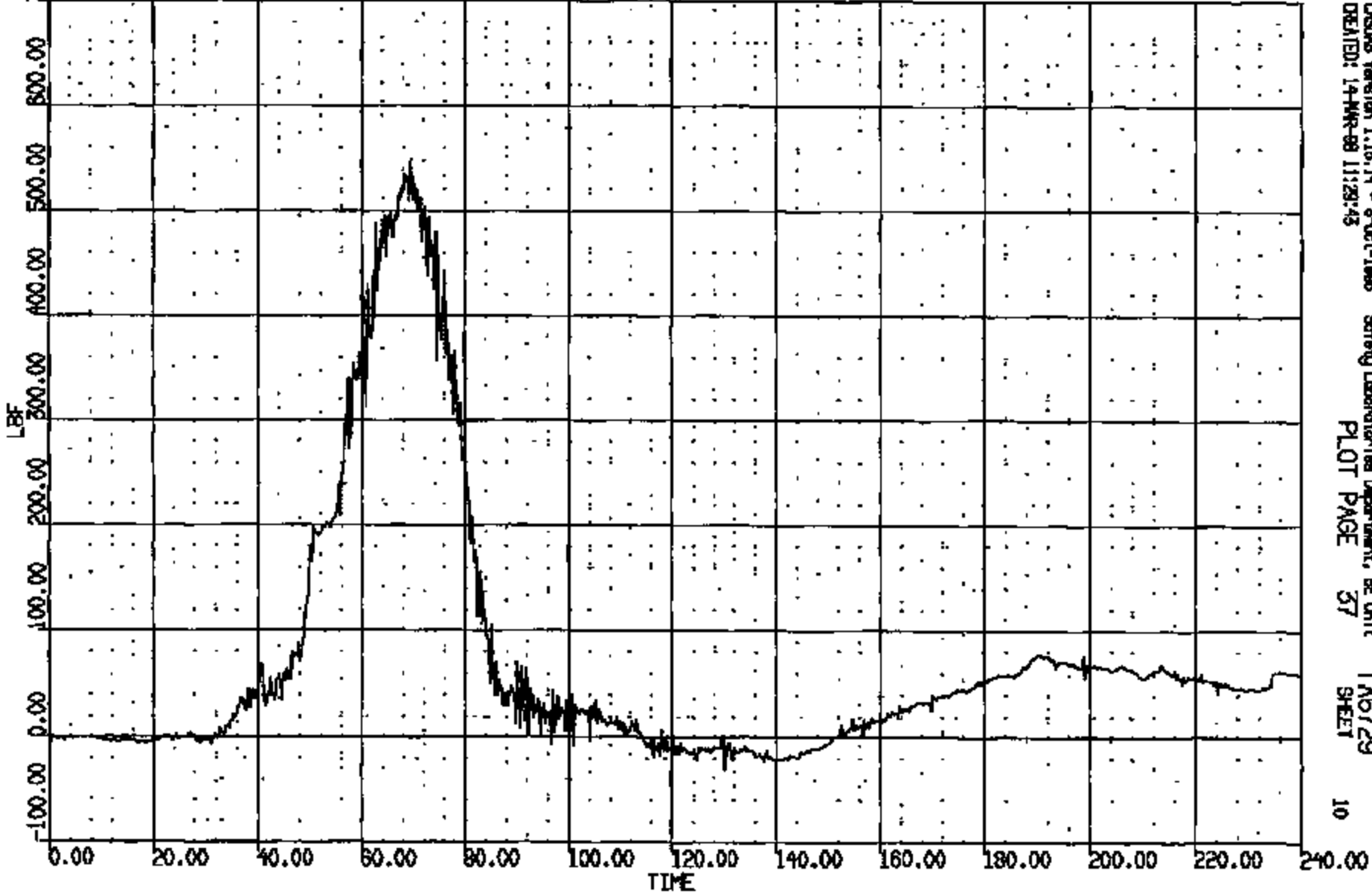
TAB729
SHEET

9

CRTS 0011037

CR R: 11057 TO: TAB729 DATE: 880514 10:44:03
1898 DN-101

(5) CR11057 L/F DUMMY NECK UPPER LOND FZ 1000C
MAX = 549.8 at 69.44 MS MIN = -29.46 at 130.2 MS AXIS 1

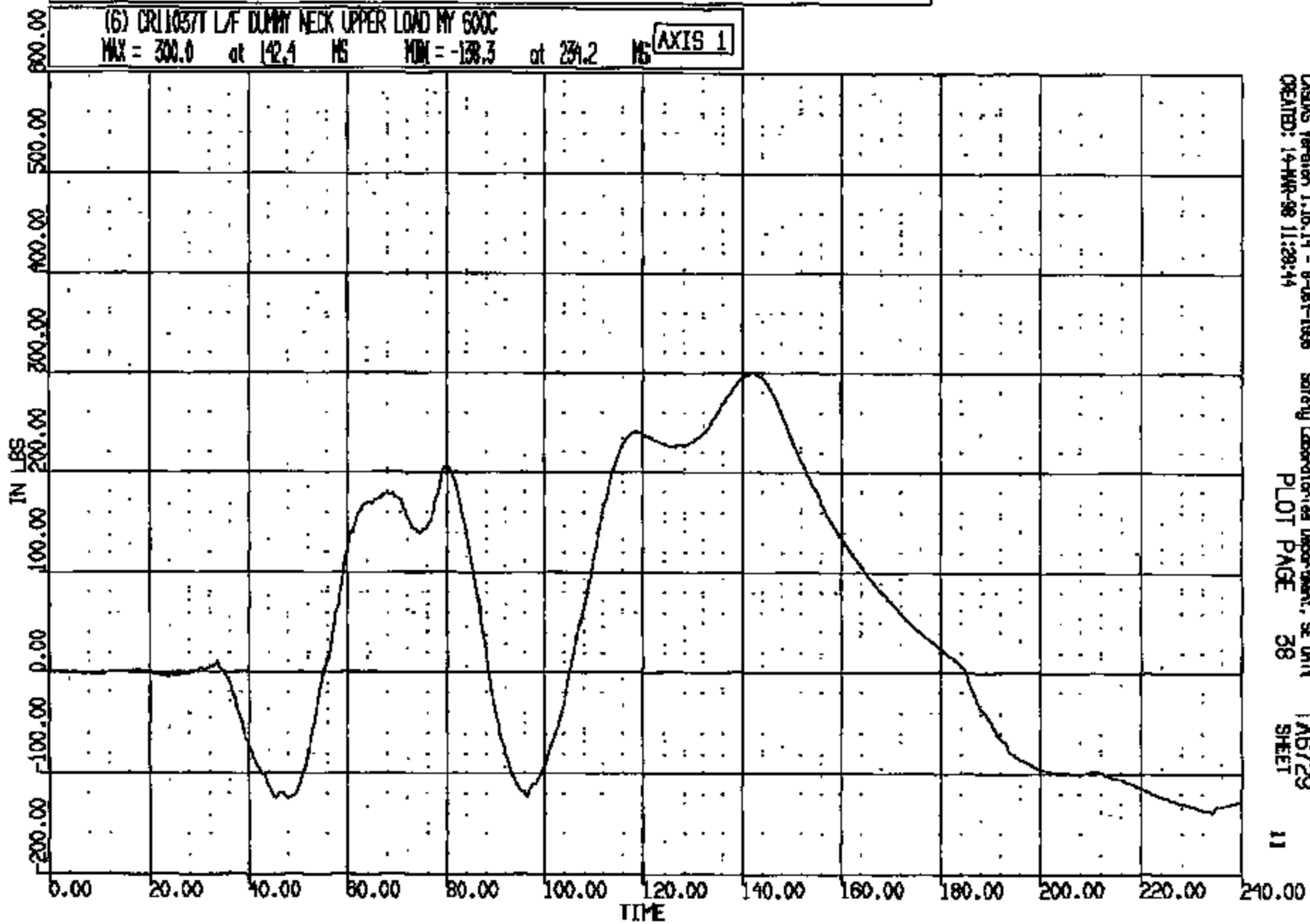


CASIMS Version 1.18.14 - 8-Oct-1988 Safety Laboratories Department, BE Unit
CREATED: 14-MAR-88 11:29:43 PLOT PAGE 37 TAB729 SHEET 10

CRTS 0011037

CR R: 11037 TO: TAB729 DATE: 980514 10:44:03
1998 DN-101

(6) CR11037 L/F DUMMY NECK UPPER LOAD MY 600C
MAX = 300.0 at 142.4 MS MIN = -138.3 at 234.2 MS **AXIS 1**



CASMS Version 1.16.14 - 8-Oct-1998 Safety Laboratories Department, SE Unit
CREATED: 14-MAR-98 11:28:44 PLOT PAGE 38 TAB729 SHEET 11

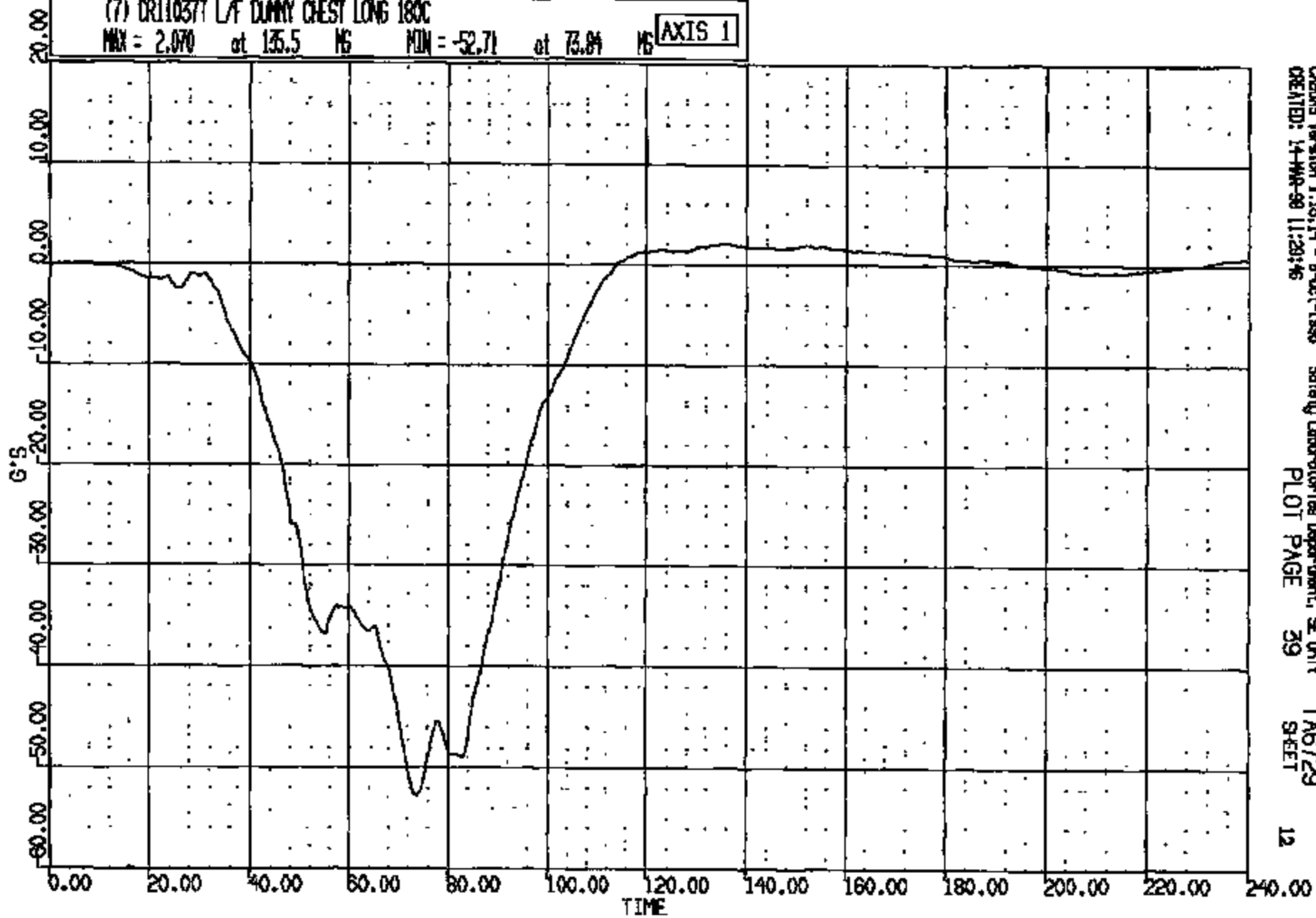
CRTS 0011037

CR R: 11057 TO: TA6729 DATE: 980514 10:44:03
1999 DN-101

(7) DR110377 LAF DUMMY CHEST LONG 180C

MAX = 2.070 at 135.5 MS MIN = -52.71 at 73.04 MS

AXIS 1



CRS05 Version 1.06.14 - B-Oct-1998
CREATED: 14-MAR-98 11:20:46

Safety Laboratories Department, SE Unit
PLOT PAGE 39

TA6729
SHEET

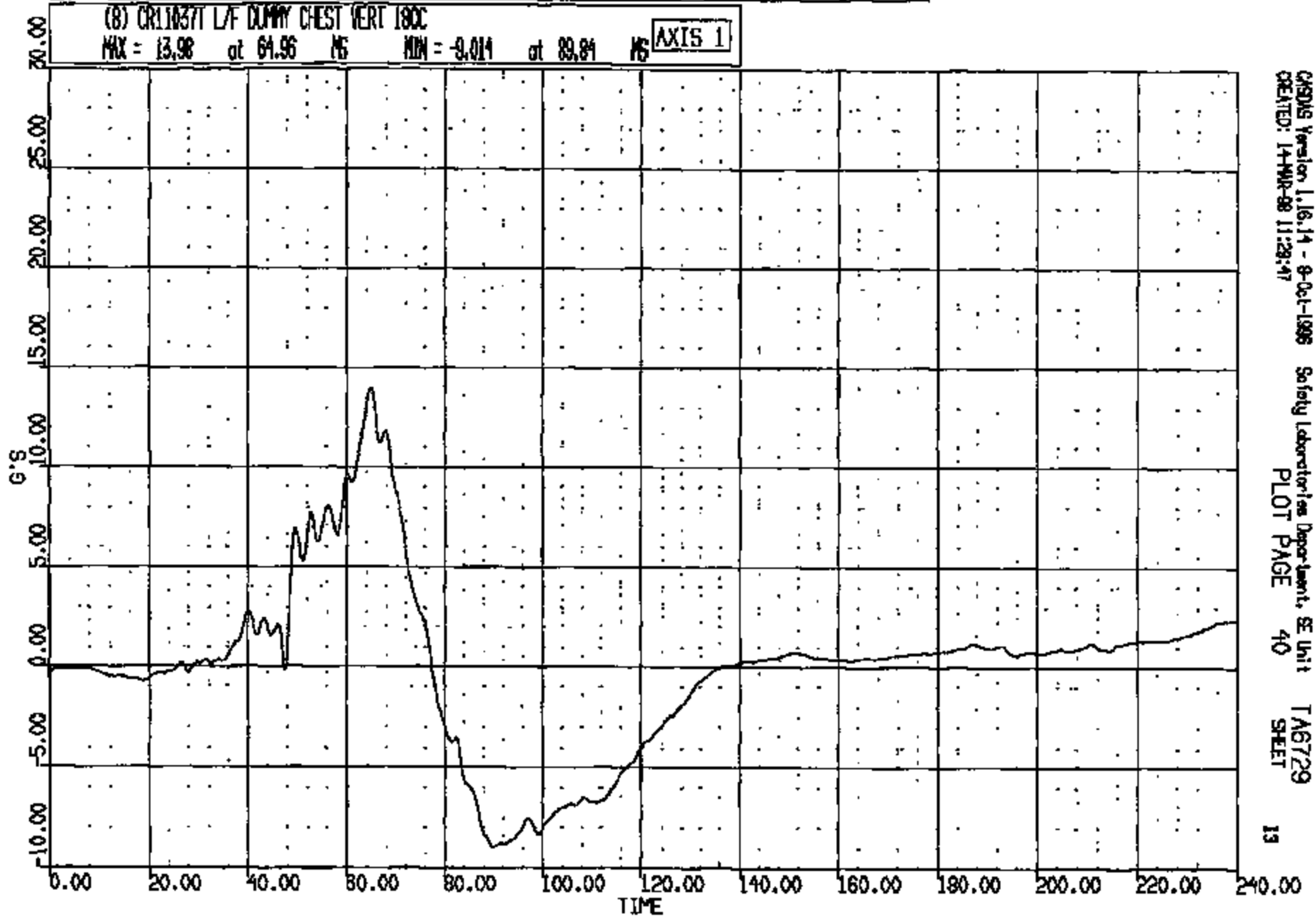
12

CRTS 0011037

CR #: 11037 TO: TAB729 DATE: 880314 10:44:03
1988 DN-101

(8) CR11037 L/F DUMMY CHEST VERT 180C

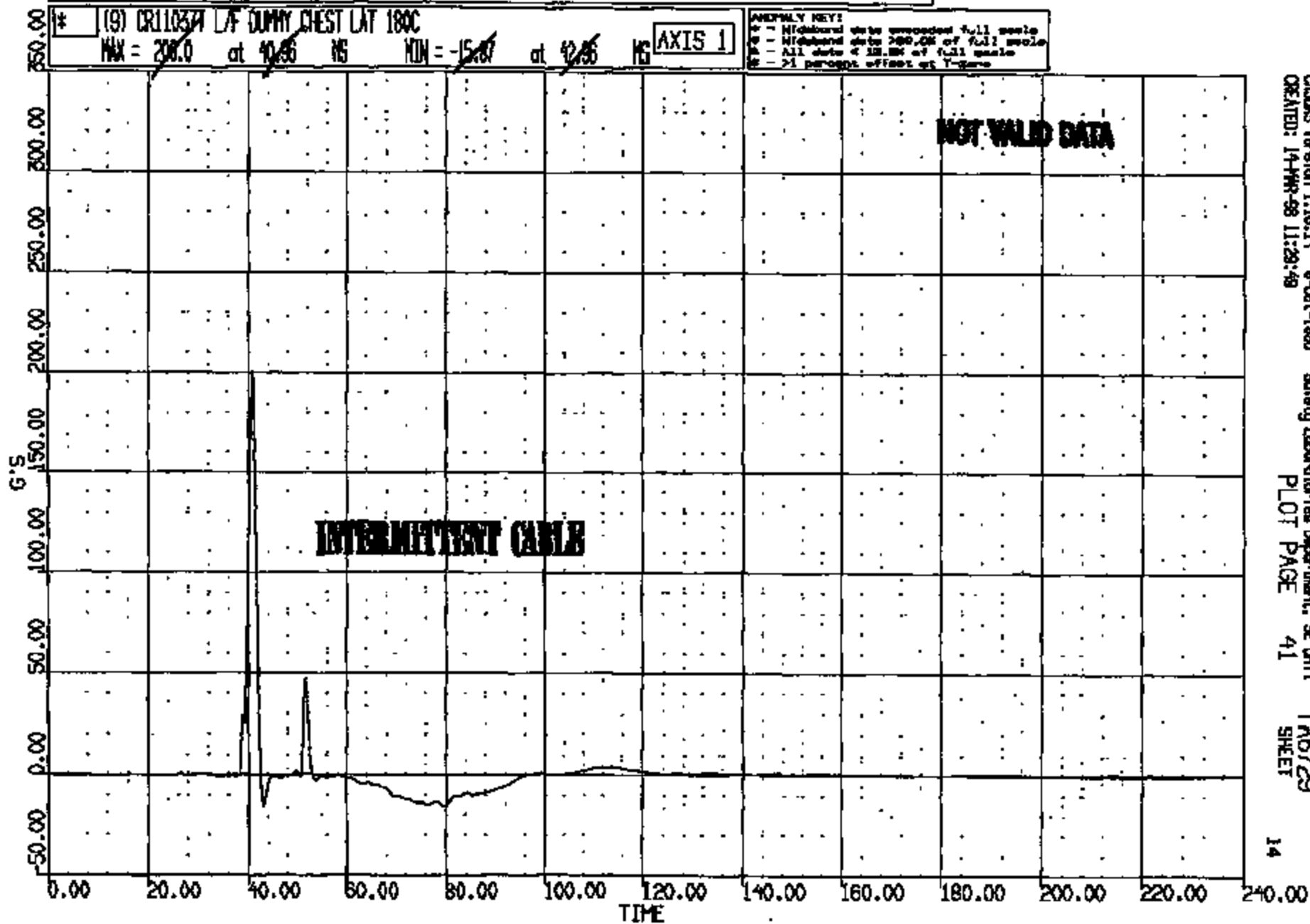
MAX = 13.98 at 64.96 MS MIN = -9.014 at 89.84 MS **AXIS 1**



CRSDS Version 1.16.14 - 8-Oct-1988 Safety Laboratories Department, SE Unit
CREATED: 14-MAR-88 11:28:47 PLOT PAGE 40 SHEET 13

CRIS 0011037

CR R: 11037 TO: TA6728 DATE: 980514 10:44:03
1999 DN-101



CASIMS Version 1.16.14 - 8-Oct-1998
CREATED: 14-MAR-98 11:29:49

Safety Laboratories Department, SE Unit
PLOT PAGE 41

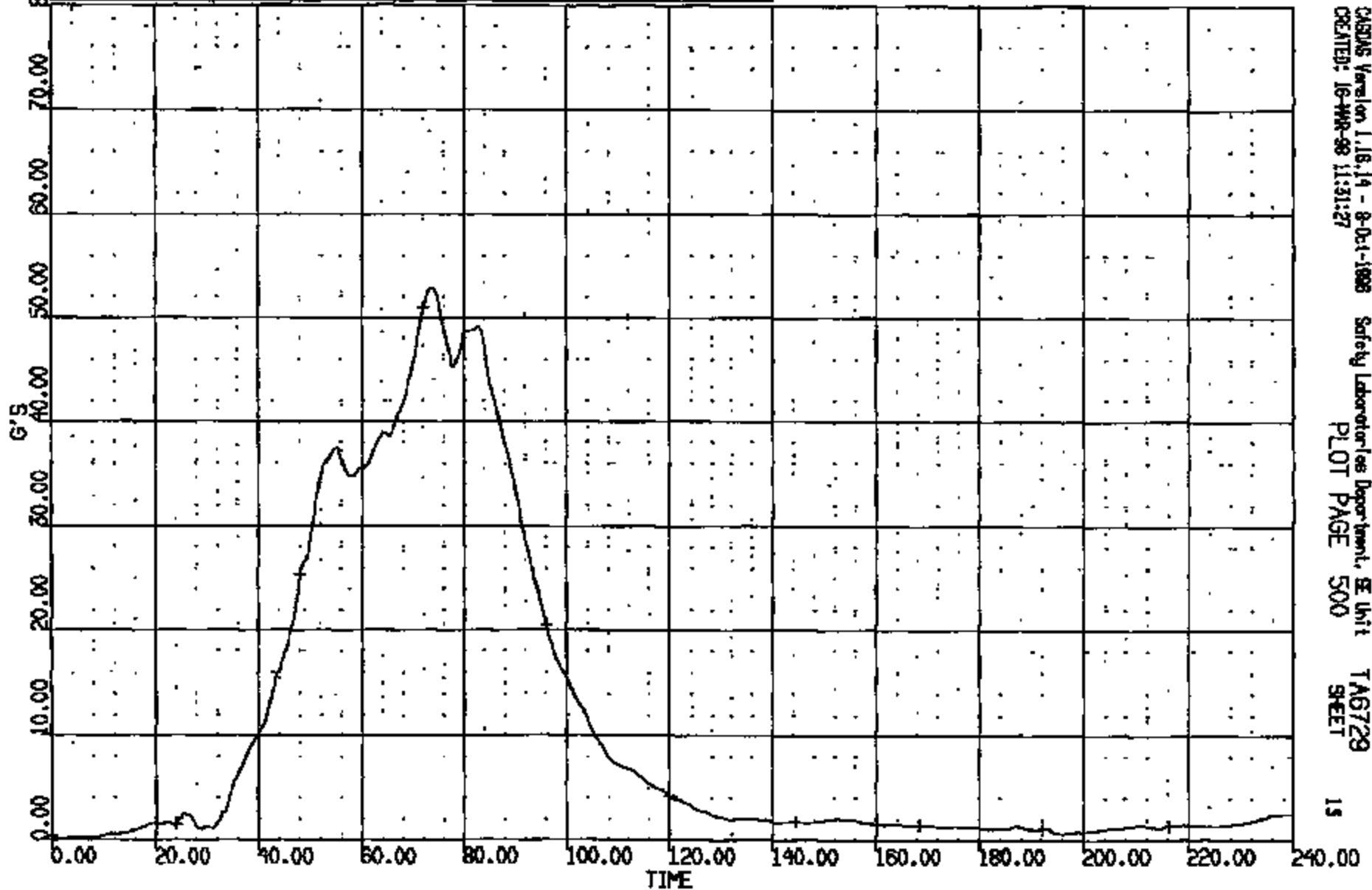
TA6728
SHEET

14

CRIS 0011037

CR R: 11057 TD: TA6729 DATE: 980214 10:44:05
1999 TAURUS
CUMDUR = 51.158 Duration time = 5.0000
(CUMDUR CALCULATED WITHOUT LATERAL CHEST CHANNEL)

(10017) CR11057/LF DUMMY CHEST RES 180C ALT
MAX = 52.81 at 73.60 MS MIN = 0.9190E-01 at 1.760 MS **AXIS 1**



CASUS Version 1.18.14 - 8-04-1998 Safety Laboratories Department, EE Unit
CREATED: 16-MAR-98 11:31:27
PLOT PAGE 500
TA6729
SHEET 15

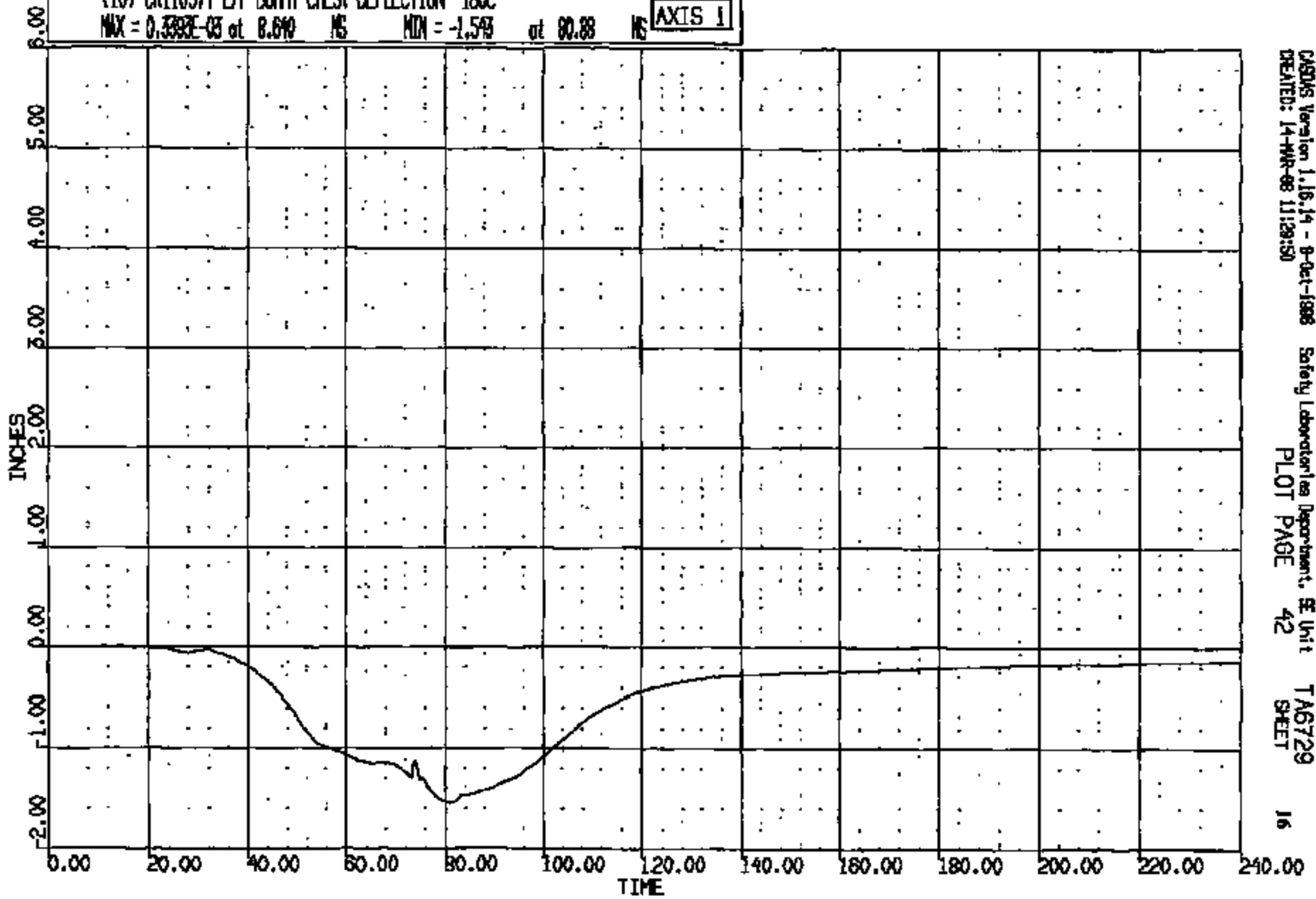
CR11057

CR R: 11037 TO: TAST29 DATE: 980314 10:44:05
1998 DN-101

(10) CR11037T L/R DUMMY CHEST DEFLECTION 180C

MAX = 0.339E-03 at 8.640 MS MIN = -1.543 at 80.88 MS

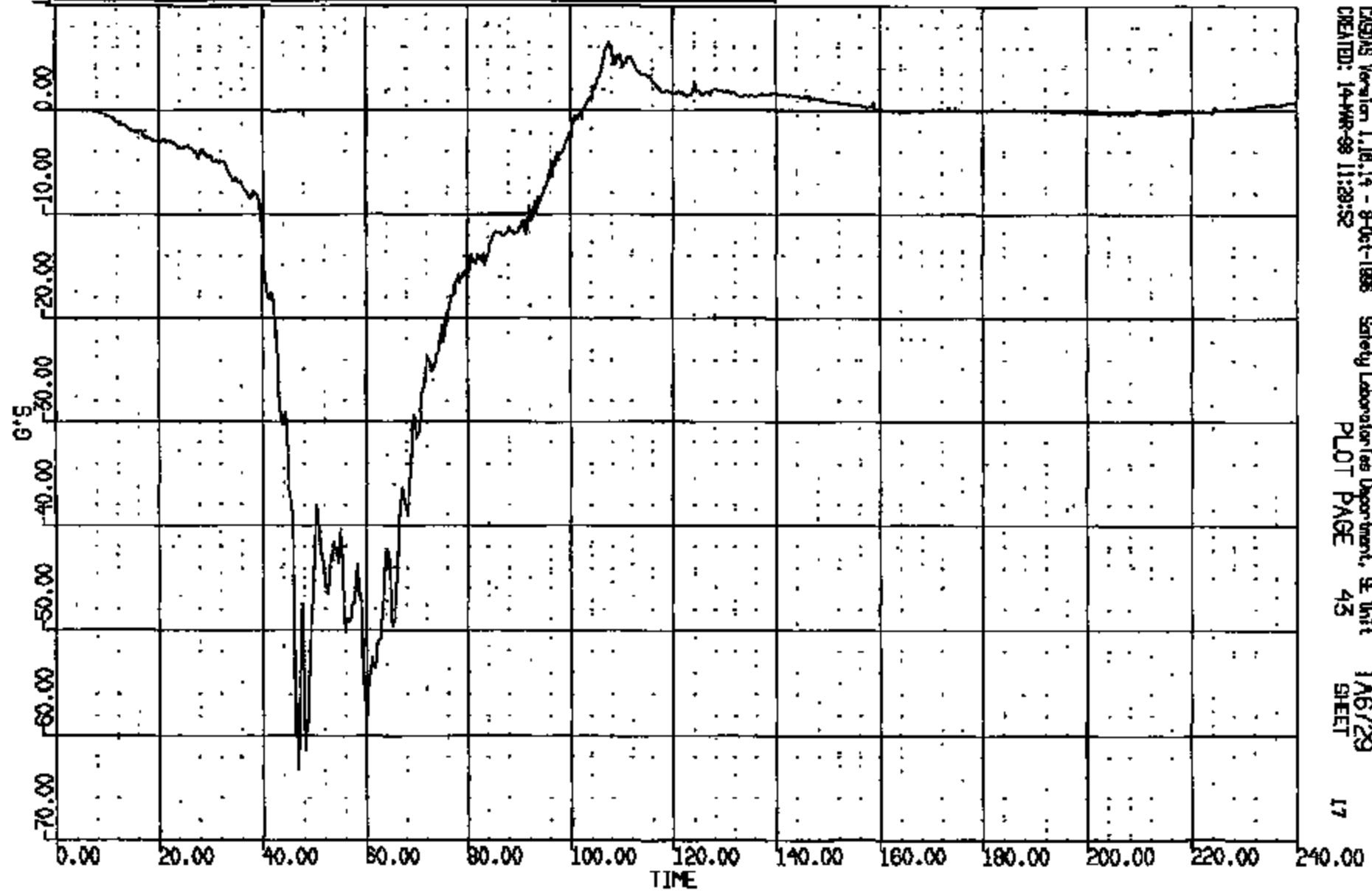
AXIS 1



CR R: 11037 TO: TA6729 DATE: 980314 10:44:03
1998 DN-101

(1) CRL1037T L/F DUMMY PELVIS LONG 1000C

MAX = 6.585 at 107.5 MS MIN = -63.21 at 46.88 MS **AXIS 1**

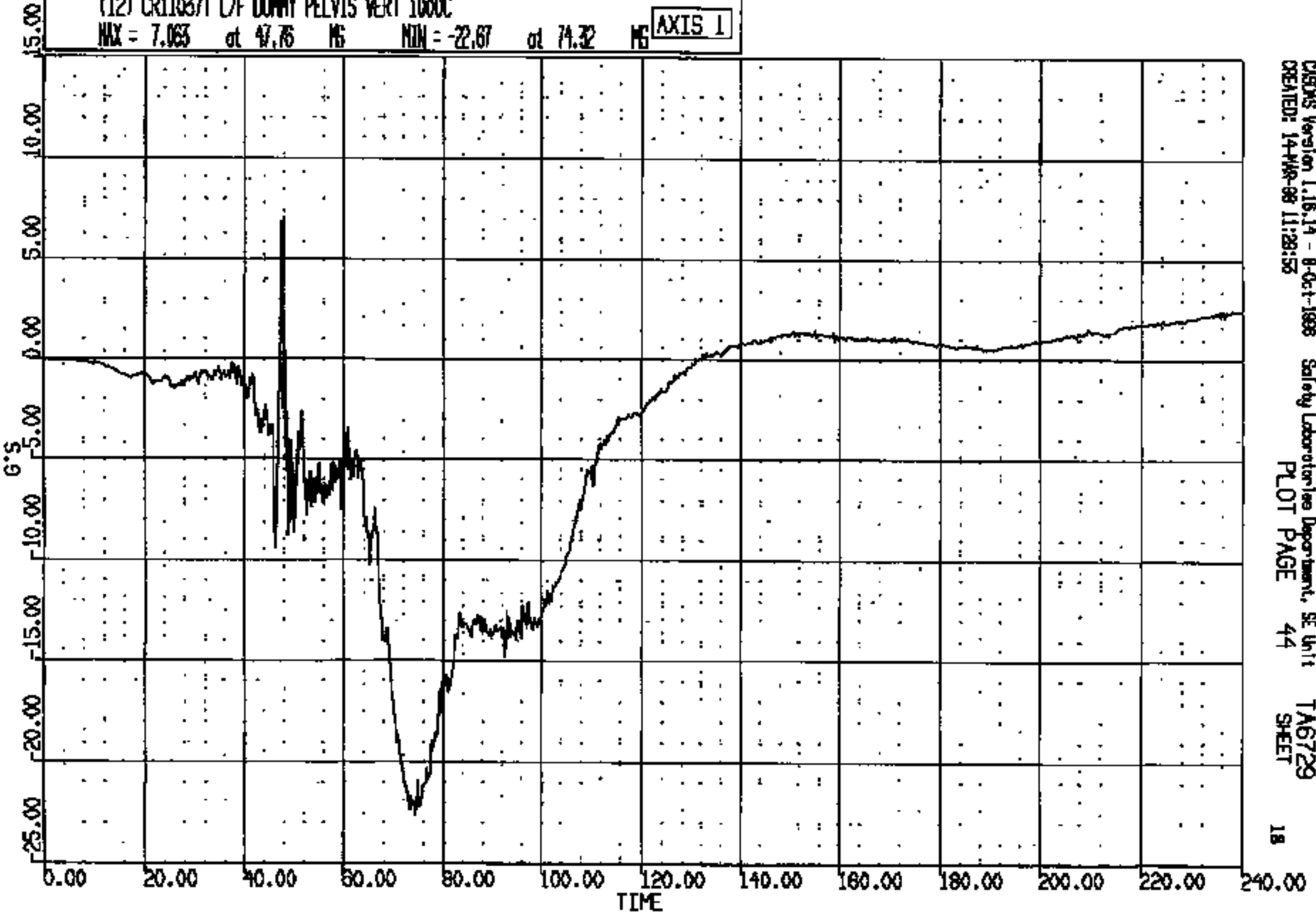


CRSIS Version 1.1B.14 - 9-Oct-1998 Safety Laboratories Department, SE Unit TA6729
CREATED: 14-MAR-98 11:29:52 PLOT PAGE 43 SHEET 17

CRIS 0011037

CR R: 11037 TO: TAG729 DATE: 890314 10144103
1989 DN-101

(12) CR11037T L/F DUMMY PELVIS VERT 1000C
MAX = 7.063 at 47.75 MG MIN = -22.67 at 71.32 MG AXIS 1

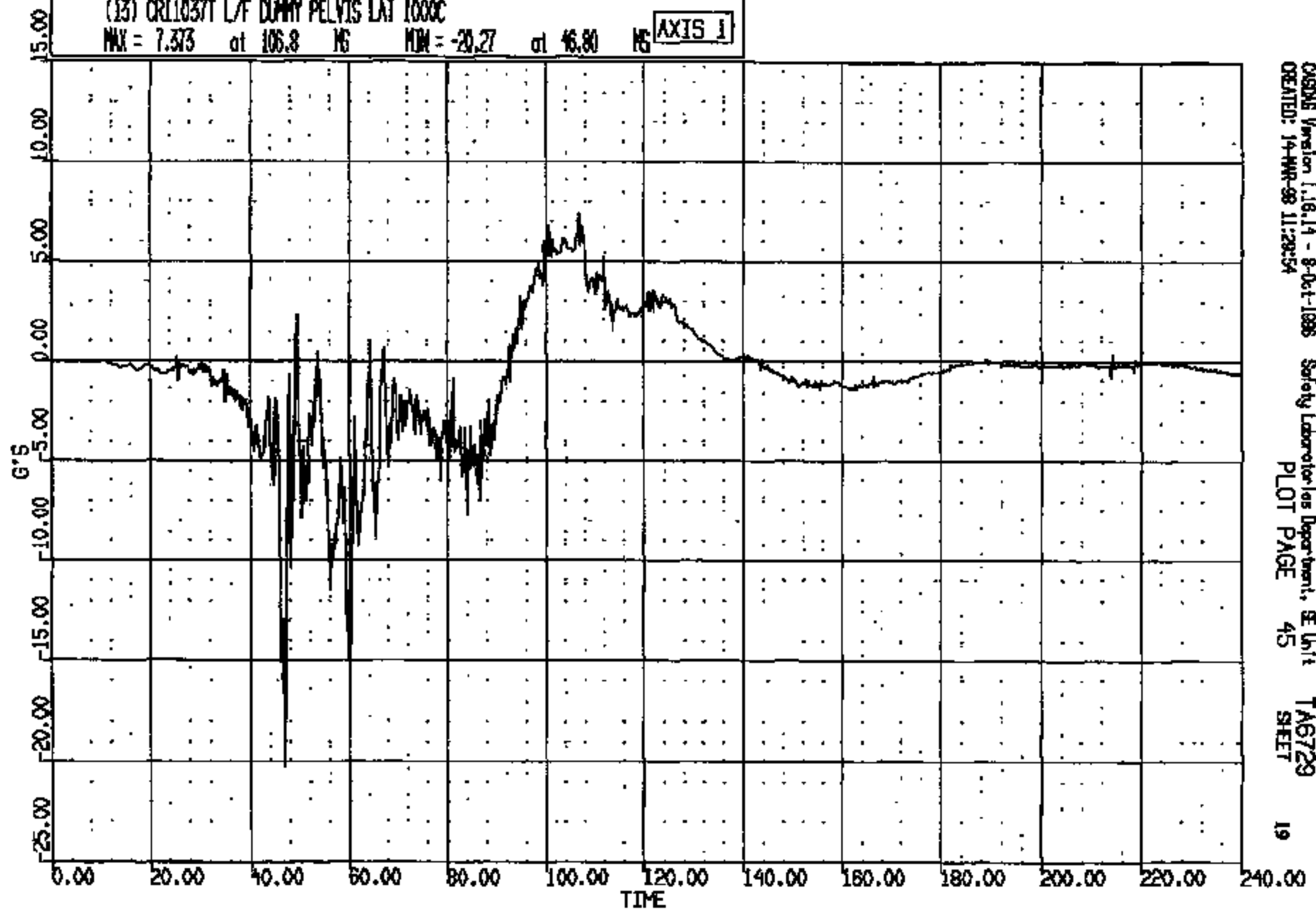


CISIONS Version 1.16.14 - 8-Oct-1988 Safety Laboratories Department, SE Unit
CREATED: 14-MAR-88 11:28:55
PLOT PAGE 44 TAG729
SHEET 18

CRTS 0011037

CR R: 11037 TO: TAG729 DATE: 880314 10:44:03
1988 DN-101

(13) CR11037T L/F DUMMY PELVIS LAT 1000C
MAX = 7.373 at 106.8 MS MIN = -20.27 at 46.80 MS **AXIS 1**



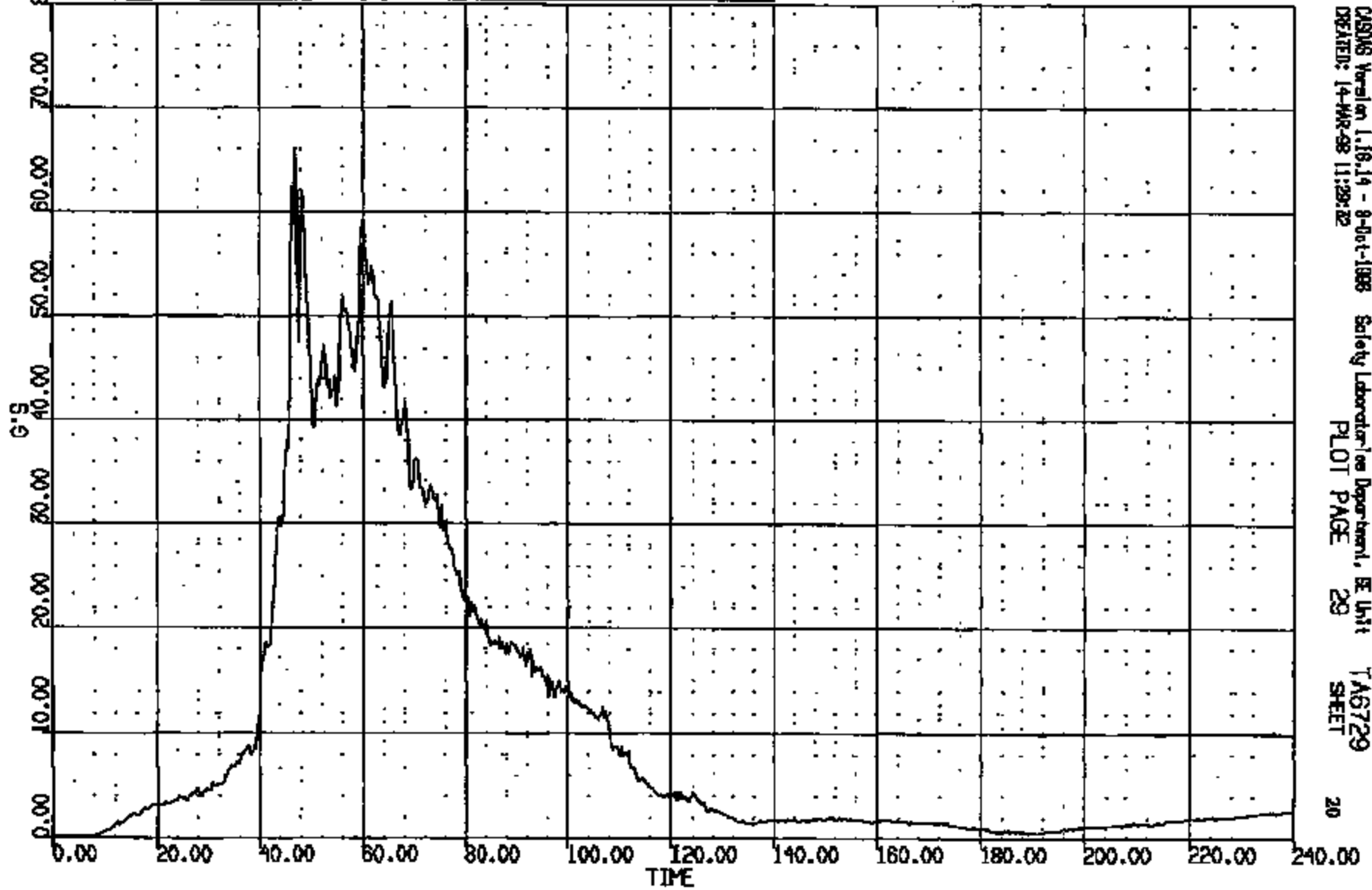
CRS205 Version 1.16.14 - 8-Oct-1988 Safety Laboratories Department, SE Unit TAG729
CREATED: 14-MAR-88 11:29:54 PLOT PAGE 45 SHEET 19

CRTS 0011037

CR R: 11037 TO: TA6729 DATE: 880314 10:44:08
1988 DN-101

(10013) CR11037T L/F DUMMY PELVIS RES 1000C
MAX = 66.06 at 46.88 MS MIN = 0.2405E-01 at 0.6400 MS

AXIS 1

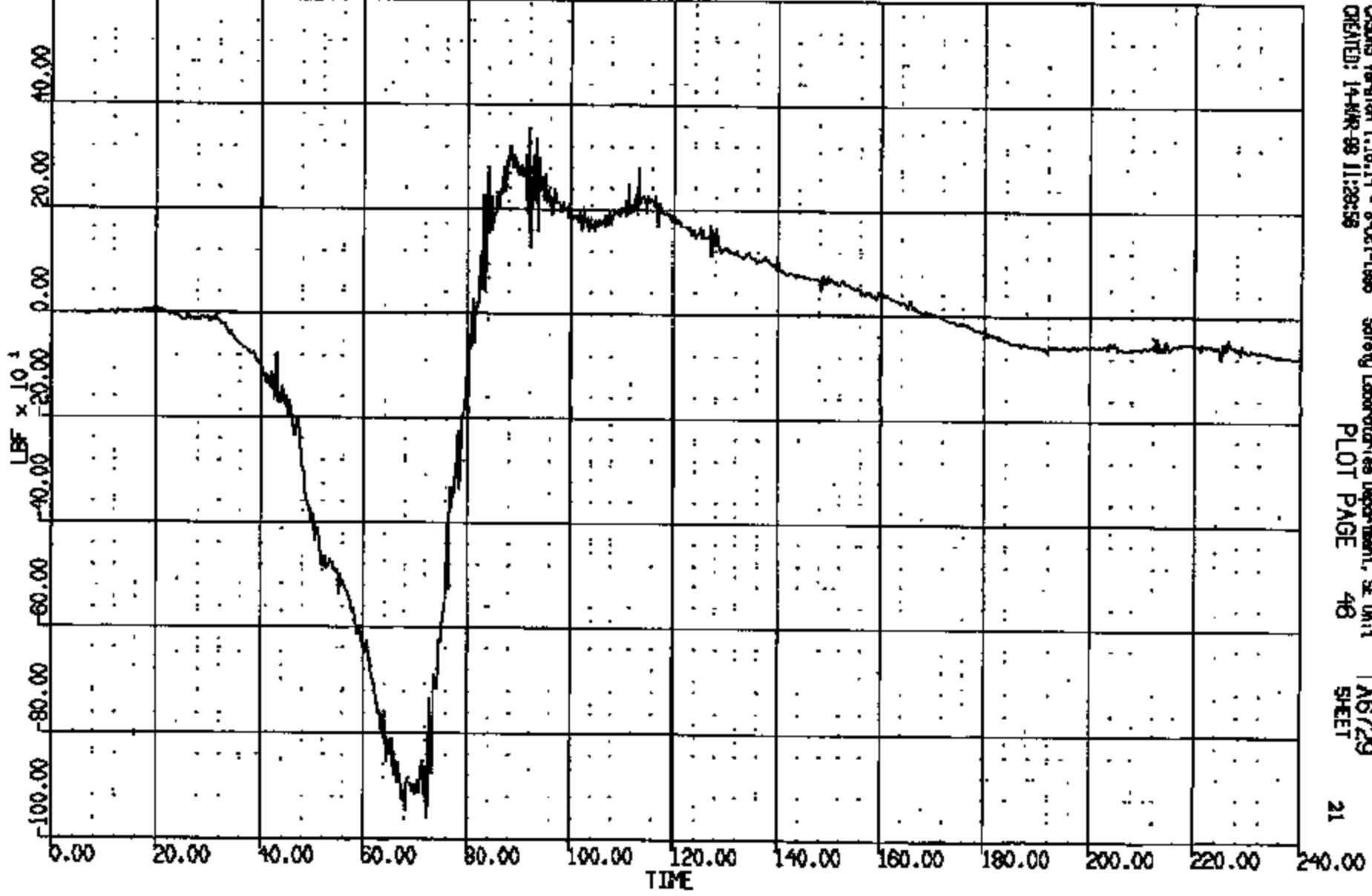


CASIMS Version 1.16.14 - 9-Oct-1988 Safety Laboratories Department, BE Unit
CREATED: 14-MAR-88 11:29:22 PLOT PAGE 29 TA6729 SHEET 20

CRTS 0011037

CR R: 11037 TO: T A6729 DATE: 880314 10:44:08
1988 DN-101

(14) CR110371 L/F DUMMY LUMBAR SPINE LOAD FX 1000C
MAX = 356.0 at 91.84 MS MIN = -959.6 at 72.40 MS AXIS 1



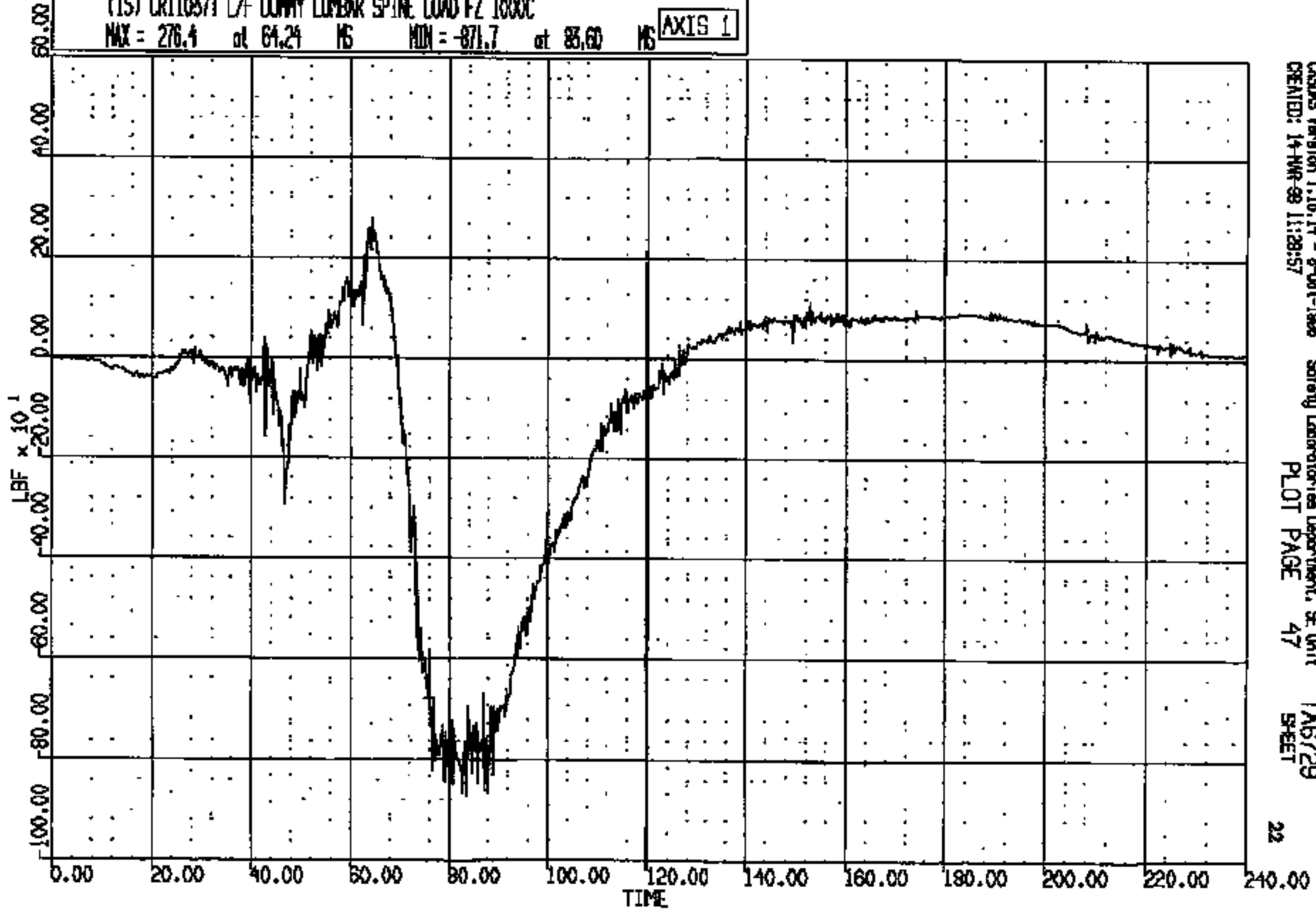
CASUS Version 1.16.14 - 8-Oct-1988 Safety Laboratories Department, SE Unit
CREATED: 14-MAR-88 11:28:58 PLOT PAGE 48 T A6729 SHEET

CRTS 0011037

CR R: 11037 TO: TAG729 DATE: 880314 10:44:05
1988 DN-101

(15) CR11037T L/F DUMMY LUMBAR SPINE LOAD FZ 1000C

MAX = 276.4 at 64.24 MS MIN = -871.7 at 83.60 MS AXIS 1



CASYS Version 1.16.14 - 8-Oct-1988
CREATED: 14-NVR-88 11:28:57

Safety Laboratories Department, SE Unit
PLOT PAGE 47

TAG729
SHEET

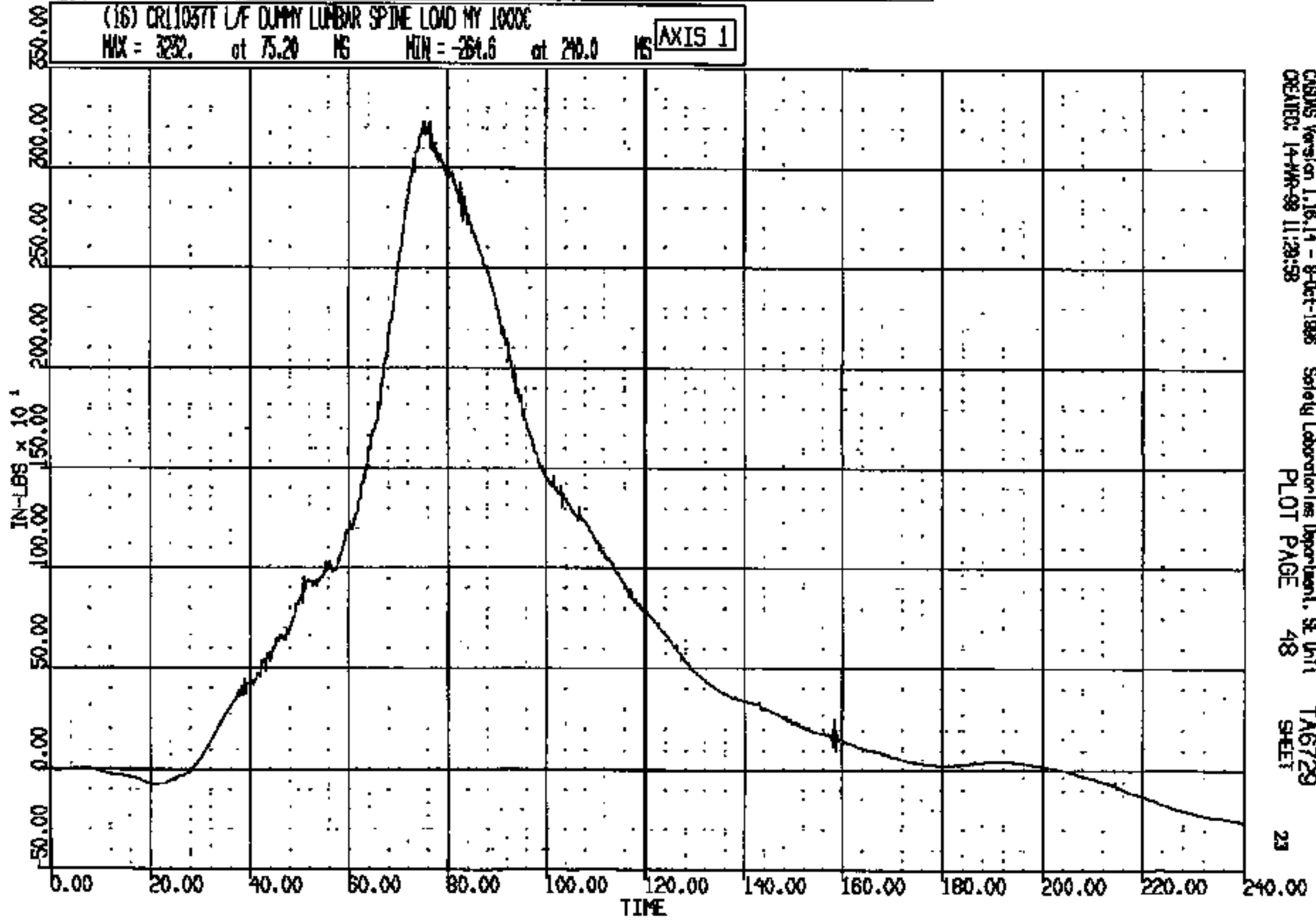
CRTS 0011037

DR R: 11037 TO: TAG729 DATE: 080314 10:44:03
1999 DN-101

(16) CRL1037T L/F DUMMY LUMBAR SPINE LOAD MY 10000

MAX = 323.2 at 75.20 MS MIN = -264.6 at 240.0 MS

AXIS 1



CRS05 Version 1.16.14 - 8-Oct-1998
CREATED: 14-MAR-99 11:29:58

Safety Laboratories Department, SE Unit
TAG729
PLOT PAGE 48 SHEET

23

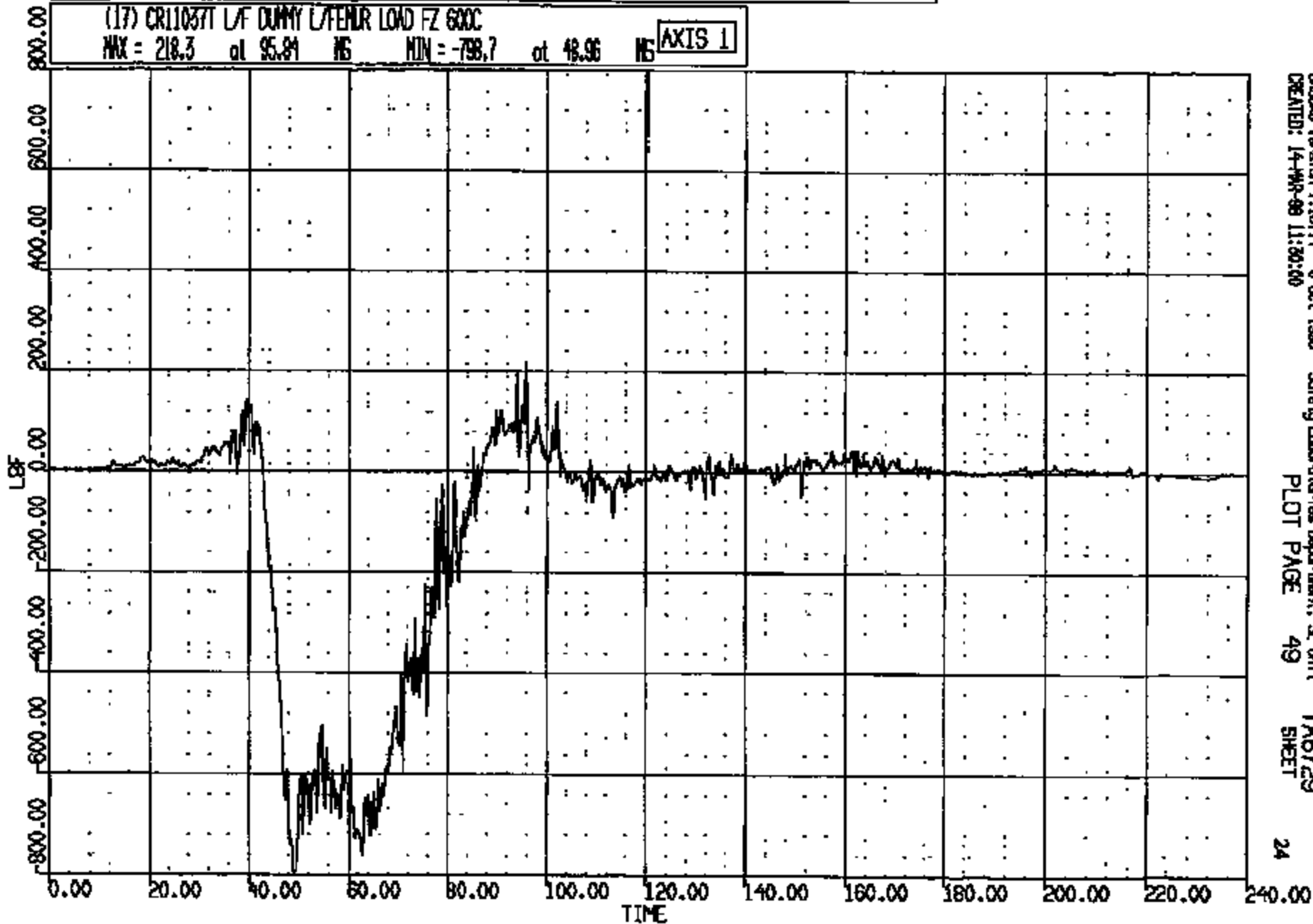
CRTS 0011037

CR R: 11037 TO: TAB729 DATE: 980314 10:44:03
1998 DN-101

(17) CR11037T L/F DUMMY L/FENLR LOAD FZ 600C

MAX = 218.3 at 95.84 MS MIN = -798.7 at 48.96 MS

AXIS 1



CRONUS Version 1.16.14 - 8-Oct-1998
CREATED: 14-MAR-98 11:30:00

Safety Laboratories Department, SE Unit
PLOT PAGE 49

TAB729
SHEET

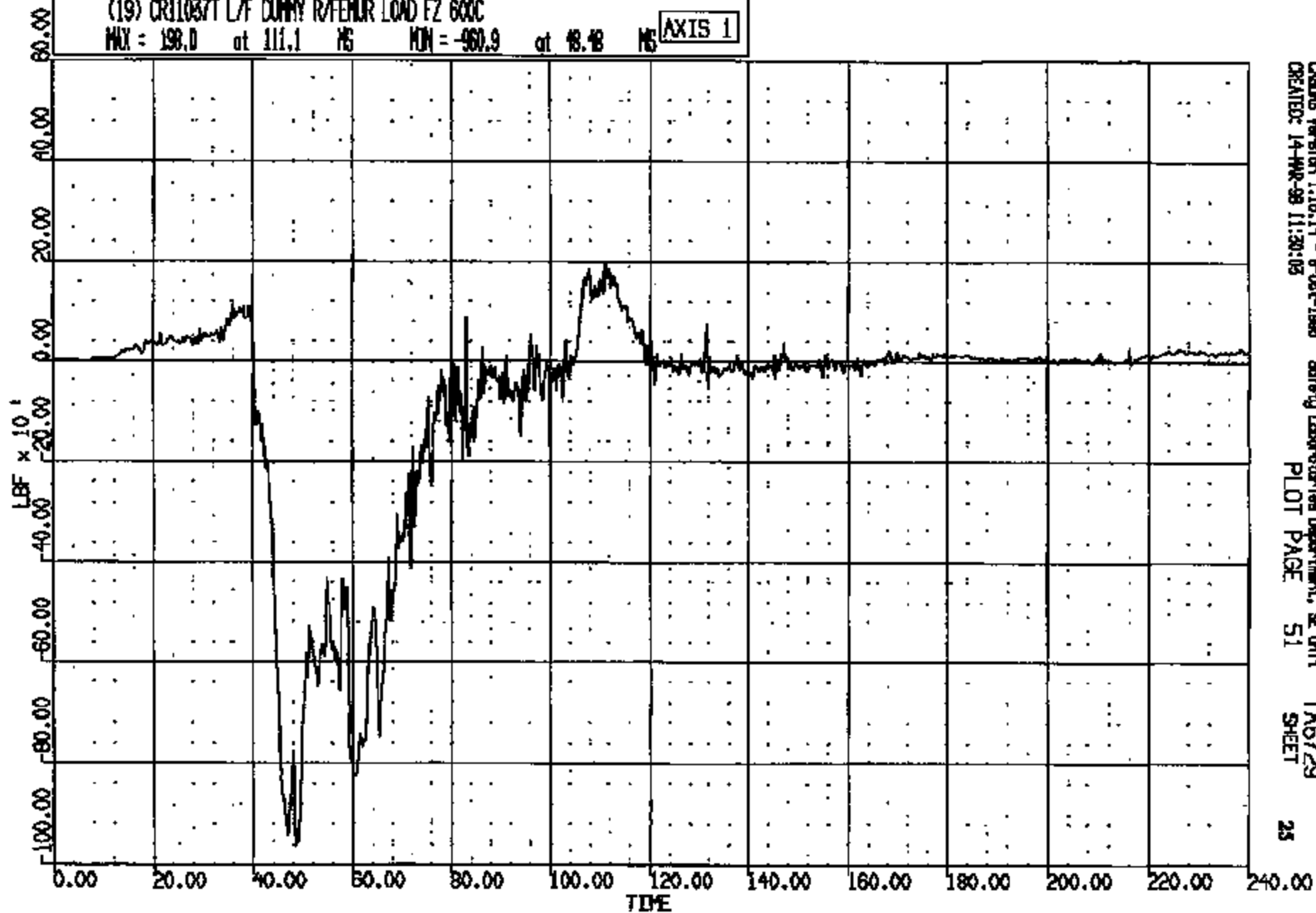
24

CRTS 0011037

CR R: 11037 TO: TAG729 DATE: 880514 10:44:05
1988 DN-101

(19) CR11037T L/F DUMMY R/FEMUR LOAD FZ 600C

MAX = 198.0 at 111.1 MS MIN = -960.9 at 48.48 MS AXIS 1



CARDIS Version 1.16.14 - 8-Oct-1988
CREATED: 14-MAR-98 11:30:03

Safety Laboratories Department, SE Unit
PLOT PAGE 51

TAG729
SHEET

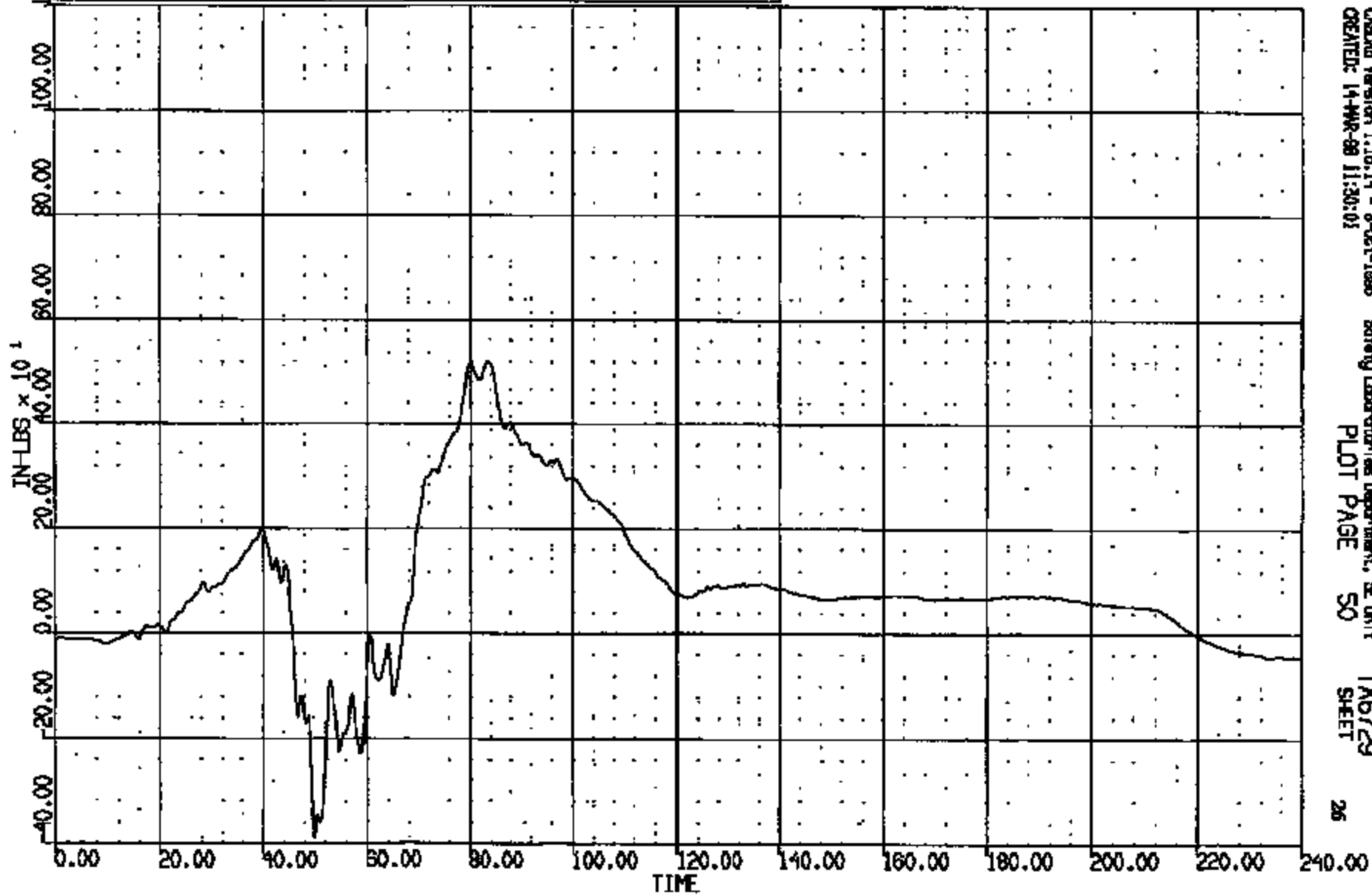
25

CR11037

CR R: 11037 TO: TA6729 DATE: 880514 10:44:03
1988 DN-101

(18) CR11037T L/F DUMMY L/FEMUR LOAD NY 600C

MAX = 518.7 at 83.44 MS MIN = -388.5 at 49.04 MS AXIS 1



CR11037

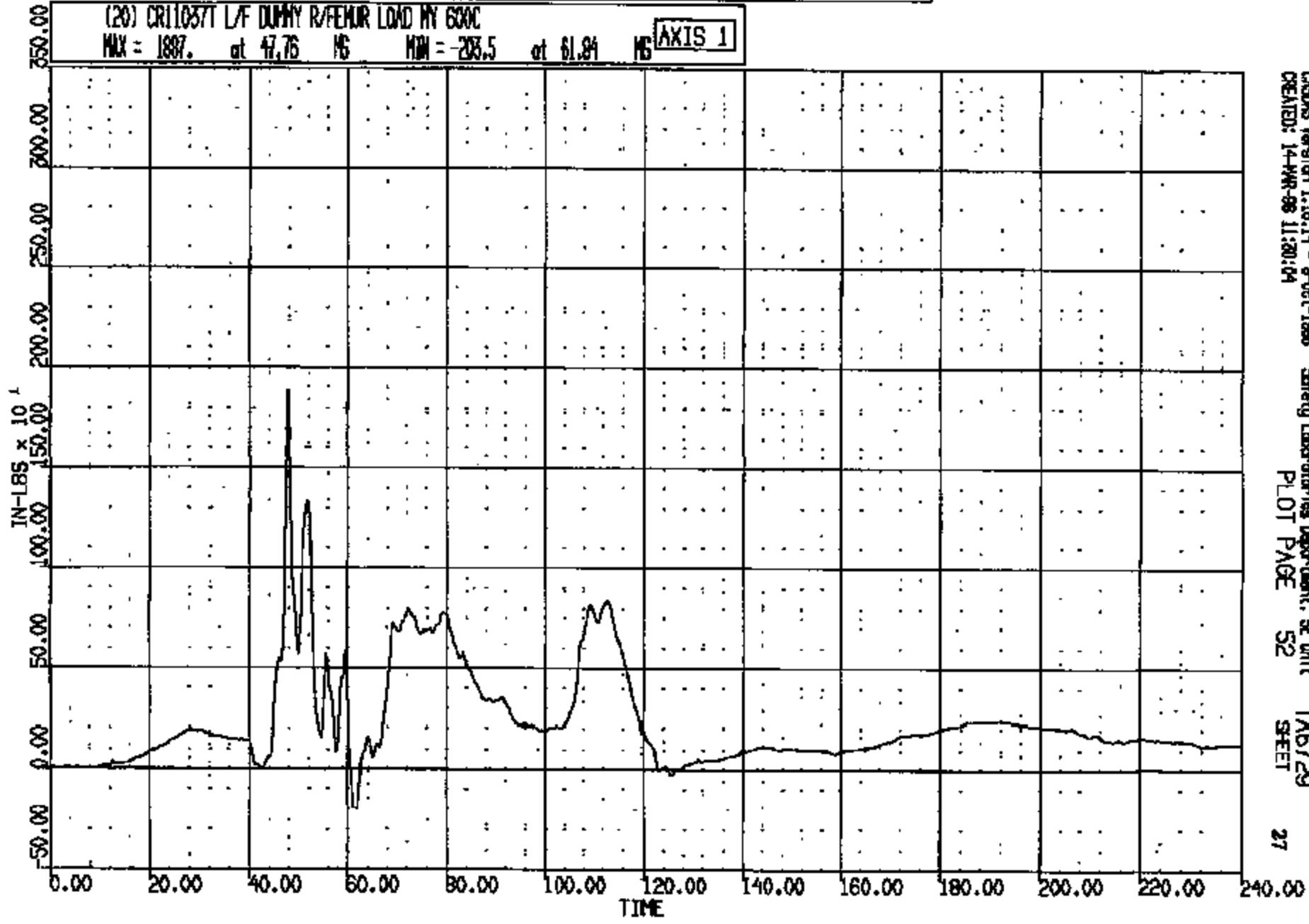
CR11037 Version 1.16.14 - 8-Oct-1988
CREATED: 14-MAR-88 11:30:01

Safety Laboratories Department, SE Unit
PLOT PAGE 50

TA6729
SHEET

CR R: 11037 TO: TAB729 DATE: 880314 10:44:05
1988 DN-101

(20) CR11037T L/F DUMMY R/FEMUR LOAD NY 600C
MAX = 1887. at 47.76 MG MIN = -203.5 at 61.84 MG **AXIS 1**

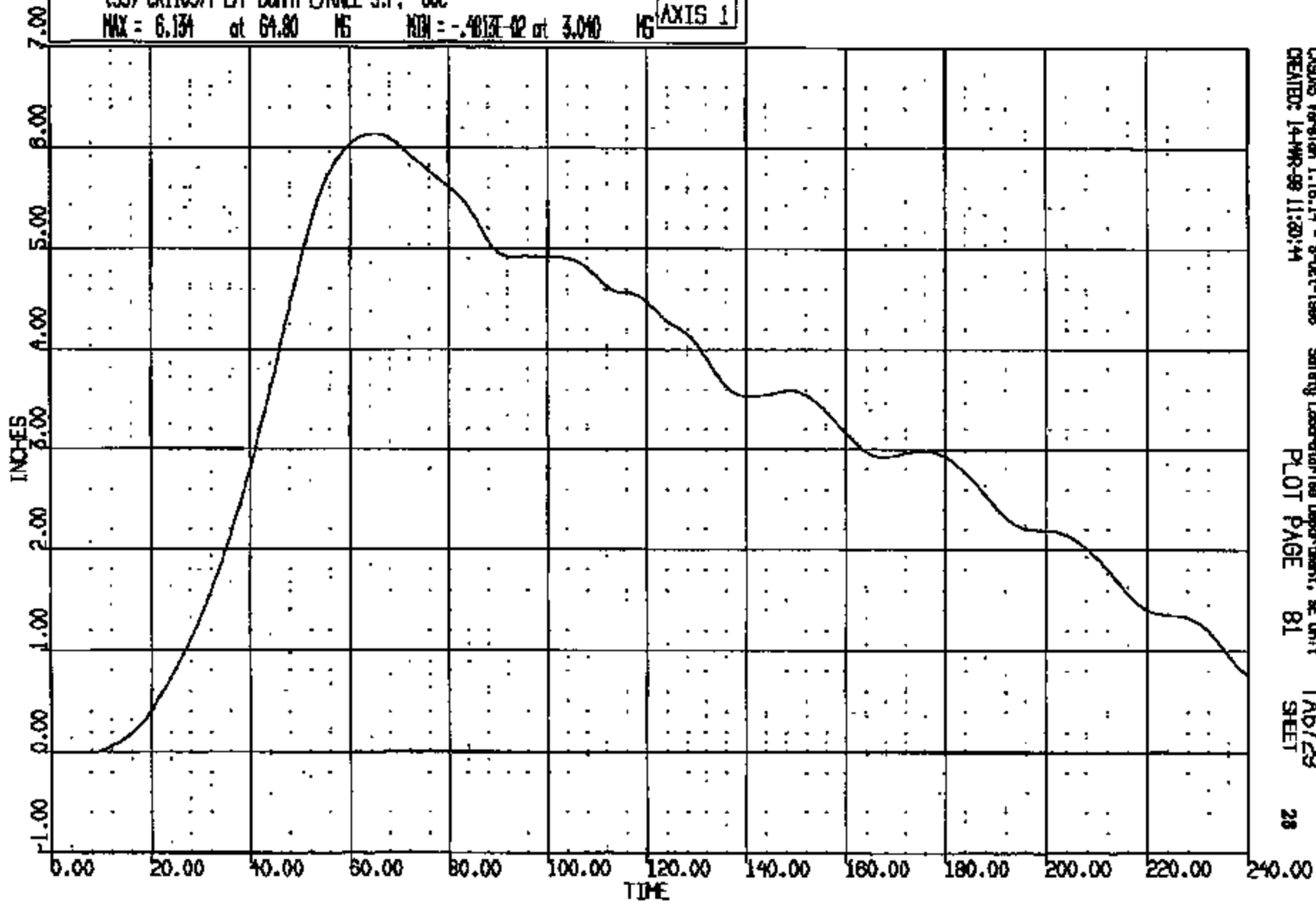


CRS05 Version 1.16.14 - 9-Oct-1988 Safety Laboratories Department, SE Unit TAB729
CREATED: 14-MAR-88 11:20:04 PLOT PAGE 52 SHEET 27

CRIS 0011037

CR R: 11037 TO: TAB729 DATE: 090314 10:44:08
1999 DN-101

(55) CR11037T L/F DUMMY L/KNEE S.P. 60C
MAX = 6.134 at 64.80 MS MIN = -.4013E-02 at 3.040 MS **AXIS 1**



CADDS Version 1.16.14 - 9-Oct-1998
CREATED: 14-MAR-99 11:20:14

Safety Laboratories Department, SE Unit
PLOT PAGE 81

TAB729
SHEET

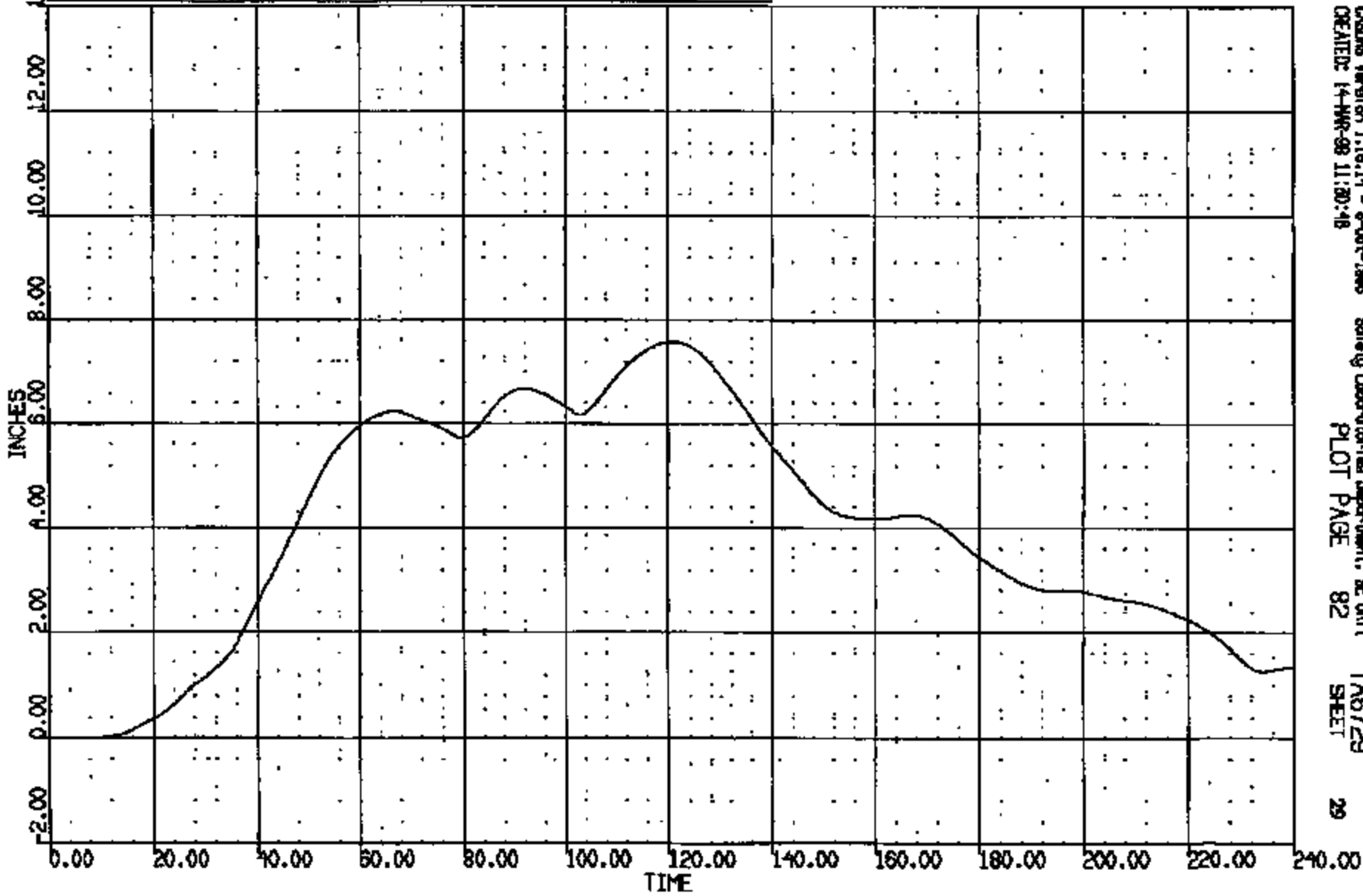
CRIS 0011037

CR R: 11037 TO: TAG729 DATE: 880314 10:44:03
1899 DN-101

(56) CR110371 L/F DUMMY R/WEE S.P. 60C

MAX = 7.569 at 120.8 MS MIN = -.2971E-02 at 0.6400 MS

AXIS 1



CRTS 0011037

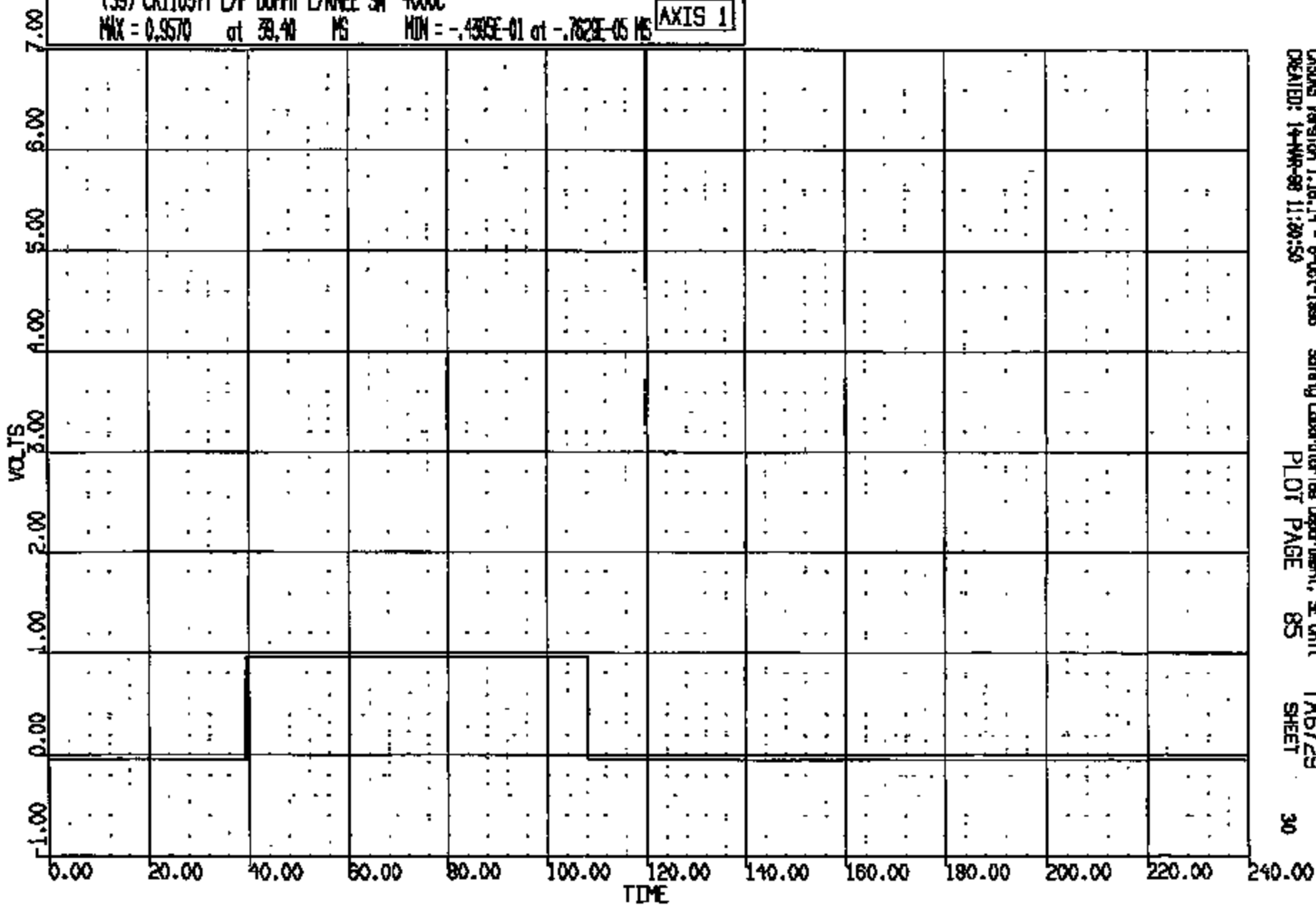
CRS006 Version 1.16.14 - 8-Oct-1988 Safety Laboratories Department, SE Unit TAG729
CREATED: 14-MAR-88 11:20:48 PLOT PAGE 82 SHEET 29

CR R: 11037 TO: TA6729 DATE: 980314 10:44:05
1998 DN-101

(S9) CR11037T L/F DUMMY L/KNEE SH 4000C

MAX = 0.9570 at 39.40 MS MIN = -.436E-01 at -.762E-05 MS

AXIS 1



CASDS Version 1.16.14 - 8-Oct-1998
CREATED: 14-MAR-98 11:20:50

Safety Laboratories Department, SE Unit
PLOT PAGE 85

TA6729
SHEET

30

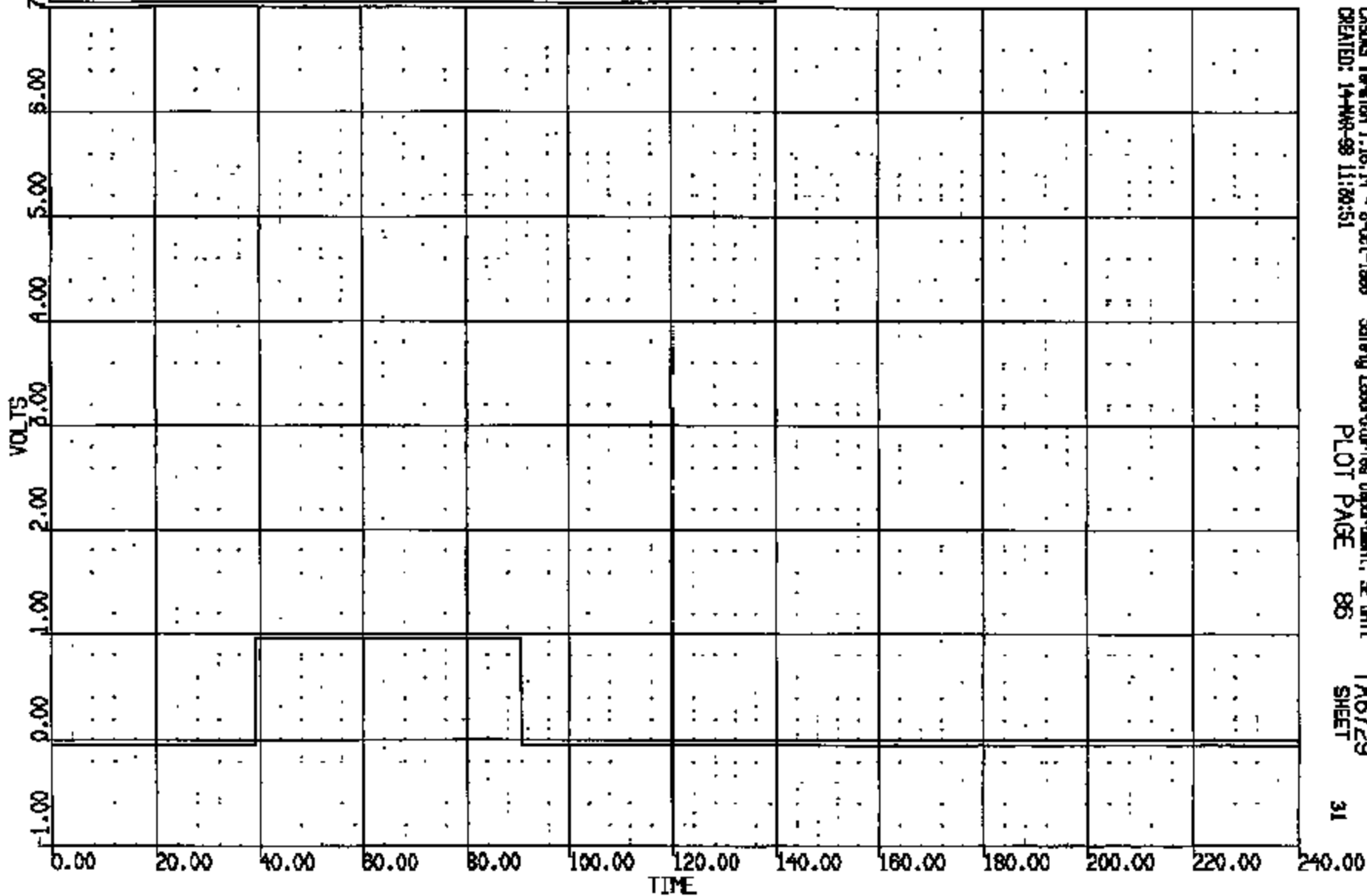
CRTS 0011037

CR F: 11037 TO: TA6729 DATE: 880514 10:44:05
1988 DN-101

(80) CR11037T L/F DUMMY R/KNEE SH 4000C

MAX = 0.9570 at 39.20 MS MIN = -.4305E-01 at -.7629E-05 MS

AXIS 1



CASMS Version 1.16.14 - 8-02-1989
CREATED: 14-MAR-98 11:20:51

Safety Laboratories Department, SE Unit
PLOT PAGE 86

TA6729
SHEET

31

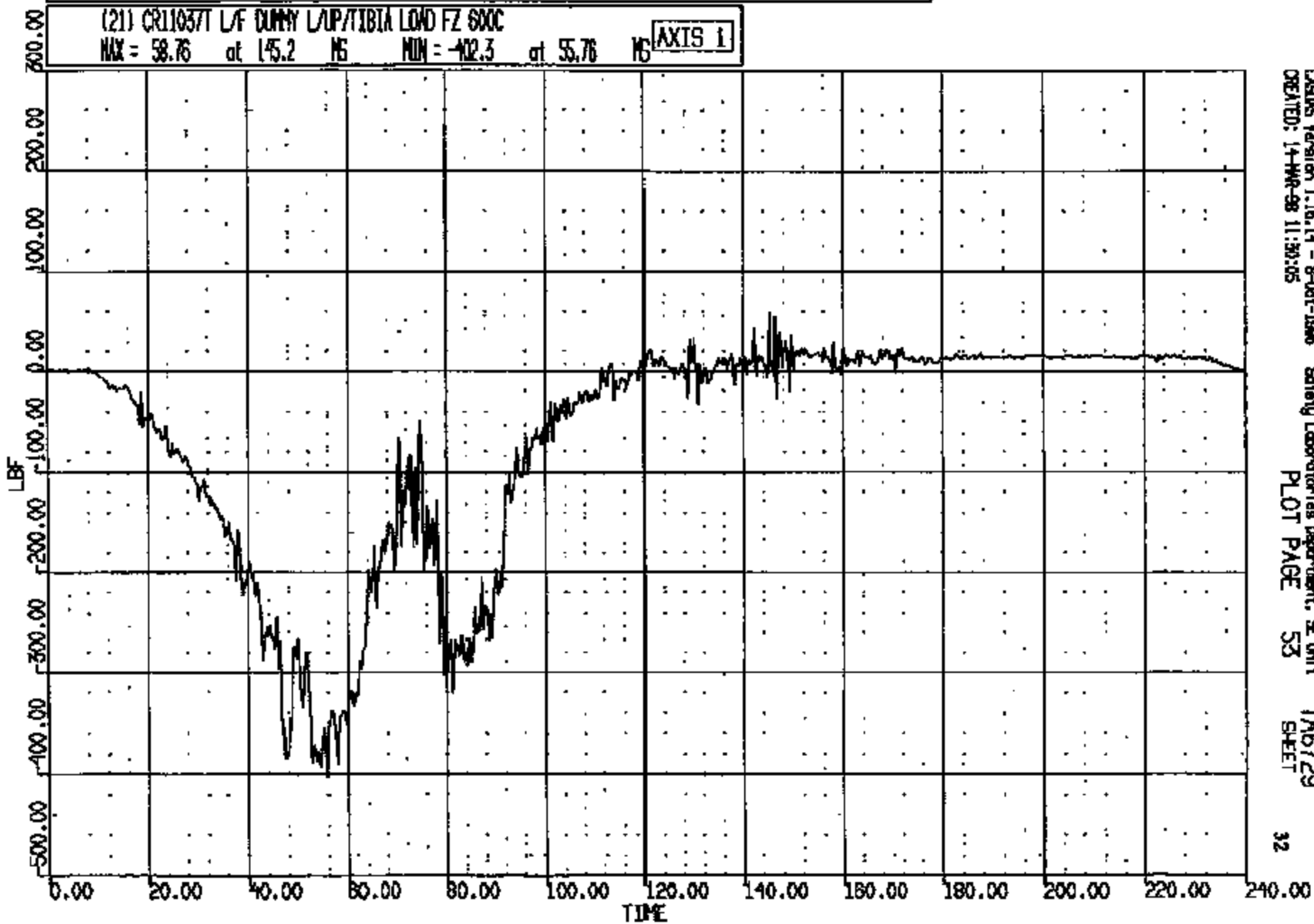
CRTS 0011037

CR R: 11037 TO: TA6729 DATE: 980314 10:44:03
1999 DN-101

(21) CR11037T L/F DUMMY LAP/TIBIA LOAD FZ SXXC

MAX = 58.76 at 145.2 MS MIN = -402.3 at 55.76 MS

AXIS 1



CRSUS Version 1.16.14 - 8-Oct-1996
CREATED: 14-MAR-98 11:30:05

Safety Laboratories Department, SE Unit
PLOT PAGE 53

TA6729
SHEET

32

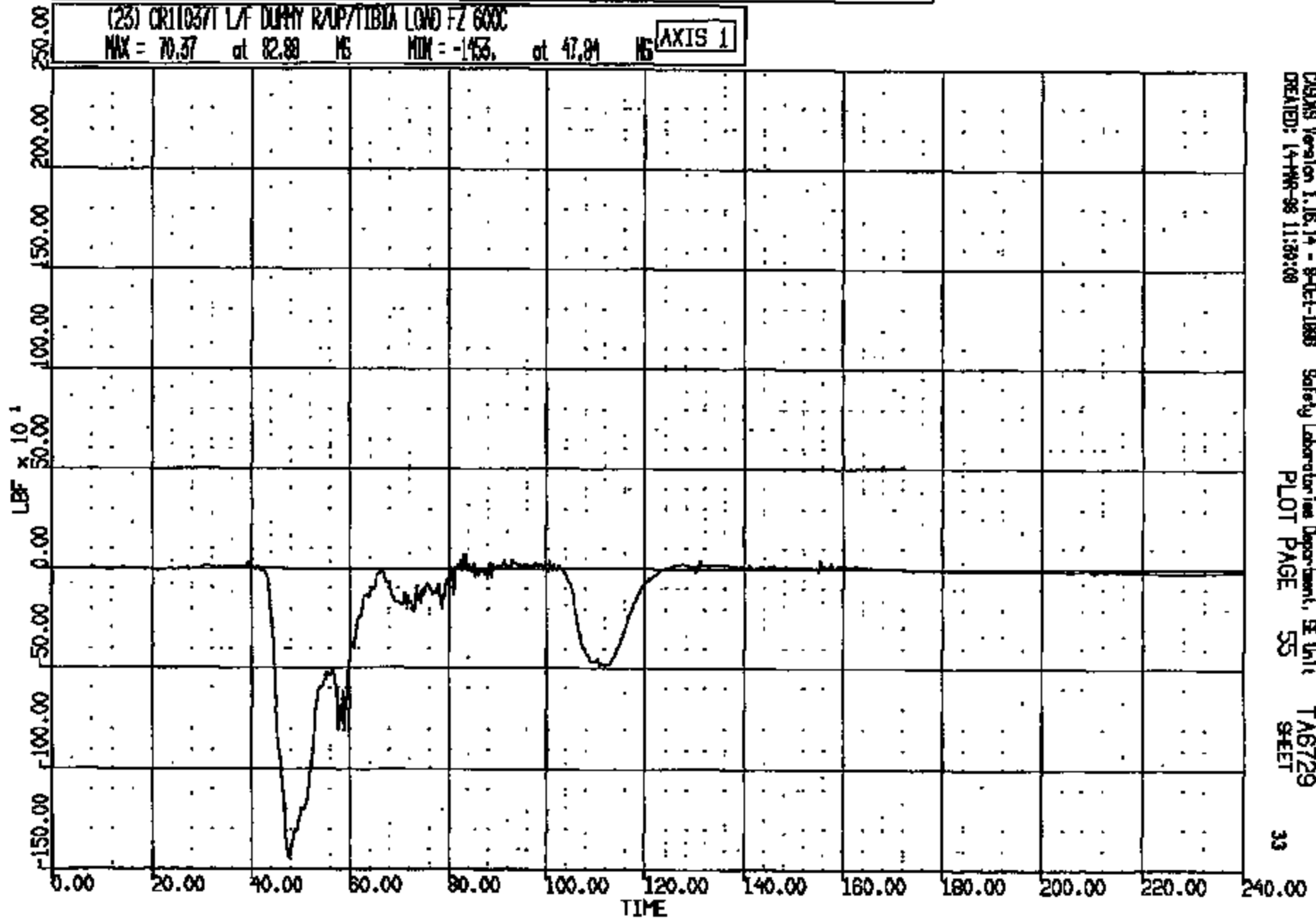
CRIS 0011037

CR R: 11037 TO: TA6729 DATE: 980314 10:44:03
1889 DN-101

(23) CR110371 L/T DUFFY RAMP/TIBIA LOAD FZ 600C

MAX = 70.37 at 82.88 MS MIN = -143. at 47.84 MS

AXIS 1



DIAGN Version 1.16.14 - 9-0-1-1989 Safety Laboratories Department, SE Unit
CREATED: 14-MAR-98 11:30:08 PLOT PAGE 55 TA6729
SHEET 33

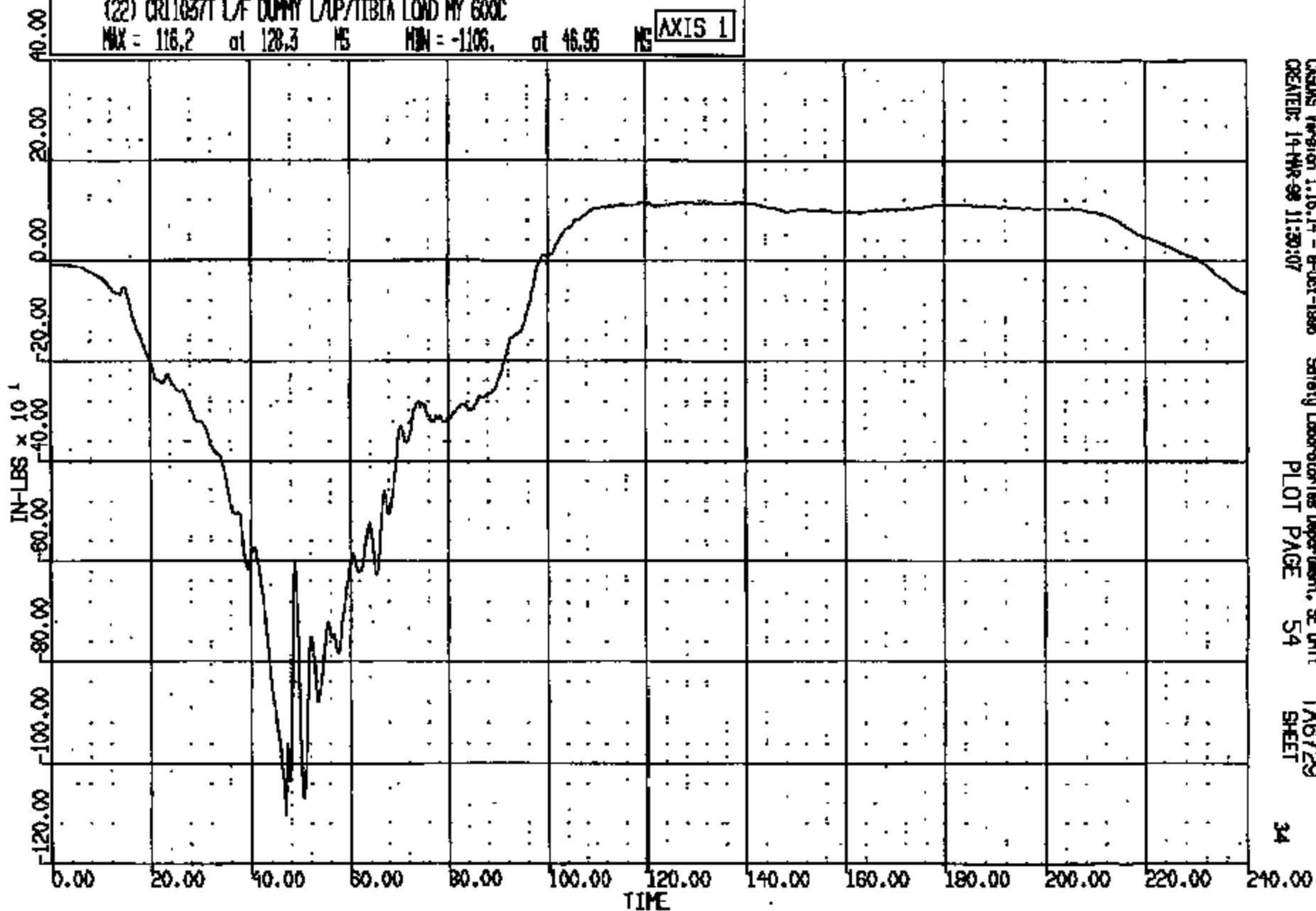
CRTS 0011037

CR R: 11037 TO: TA6729 DATE: 980314 10:44:03
1999 DN-101

(22) CR11037 L/F DUMMY LAP/TIBIA LOAD MY 600C

MAX = 116.2 at 128.3 MS MIN = -110.6 at 46.96 MS

AXIS 1



CADDS Version 1.16.14 - 8-Oct-1998
CREATOR: 14-MR-98 11:30:07

Safety Laboratories Department, SE Unit
PLOT PAGE 54

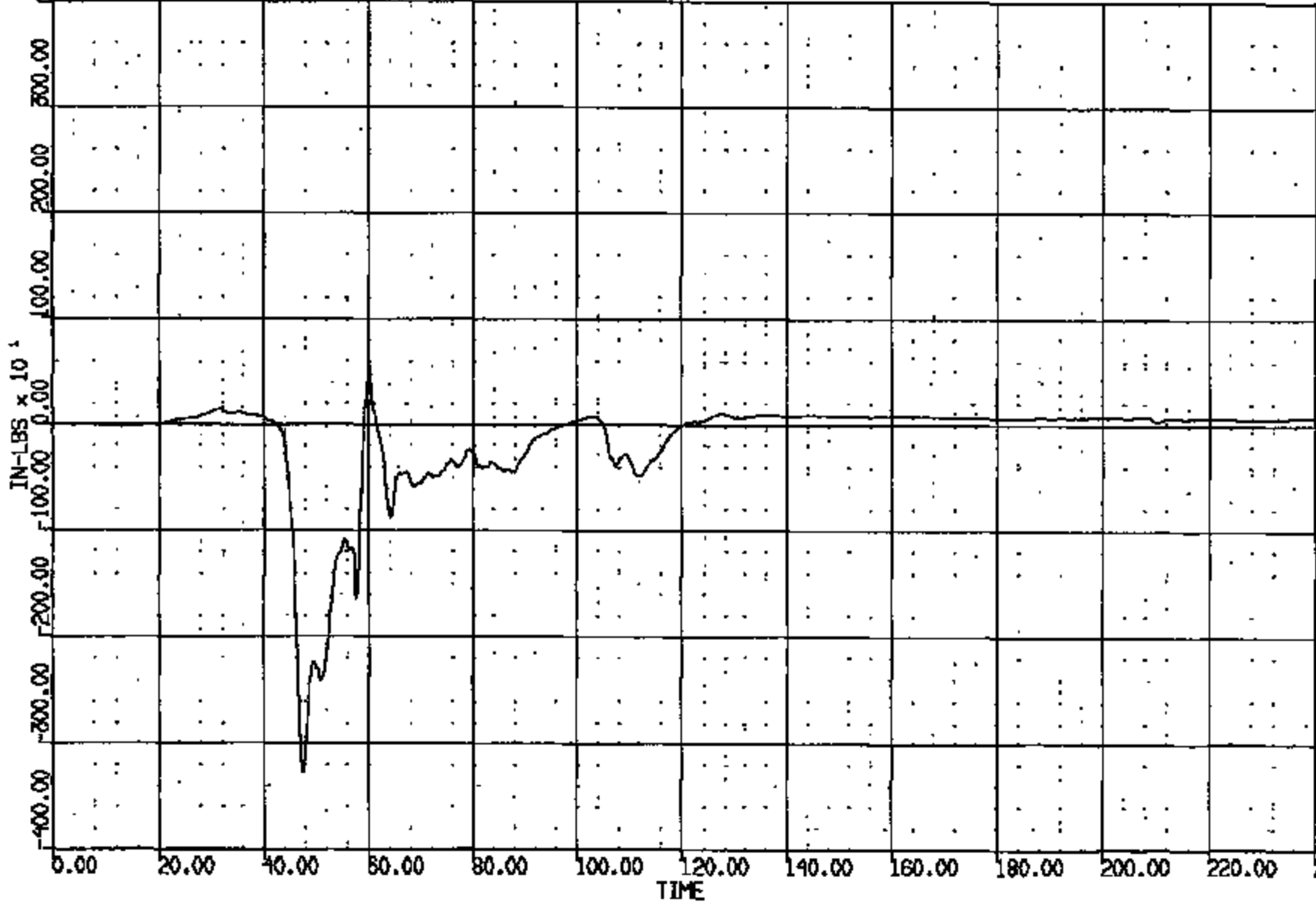
TA6729
SHEET

34

CRTS 0011037

CR R: 11037 TO: TA6729 DATE: 880514 10:44:03
1988 DN-101

(24) CR11037 L/F DUMMY R/UP/TIBIA LOAD MY 600C
MAX = 542.8 at 60.16 MS MIN = -327.8 at 47.44 MS **AXIS 1**



CASDAS Version 1.16.14 - 8-Oct-1988
CREATED: 14-MAR-88 11:30:10

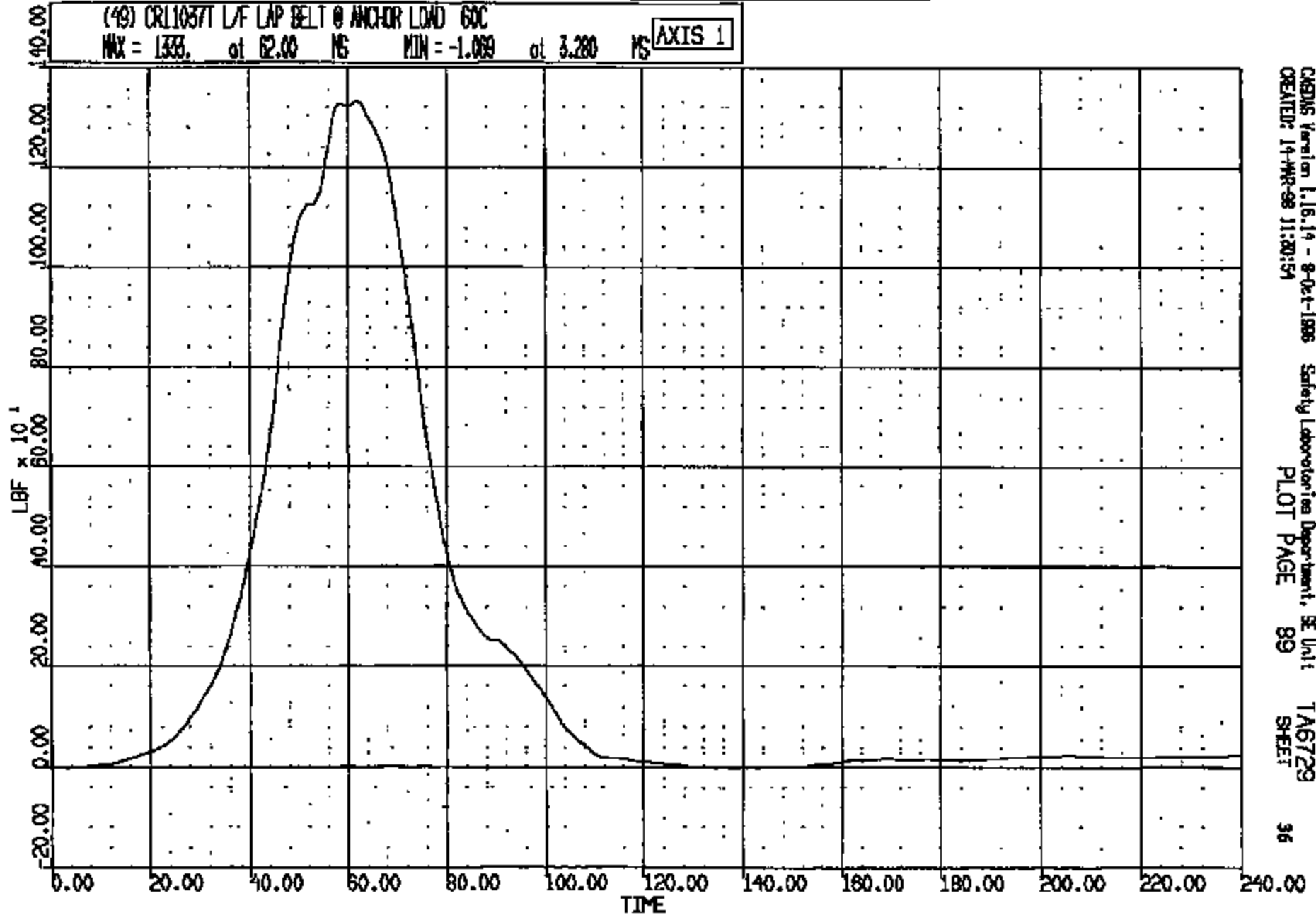
Safety Laboratory Department, SE Unit
PLOT PAGE 56

TA6729
SHEET

CRTS 0011037

CR R: 11057 TO: TA6729 DATE: 880514 10:44:03
1989 DN-101

(49) CR11037T L/F LAP BELT @ ANCHOR LOAD 60C
MAX = 1333. at 62.00 MS MIN = -1.069 at 3.280 MS AXIS 1

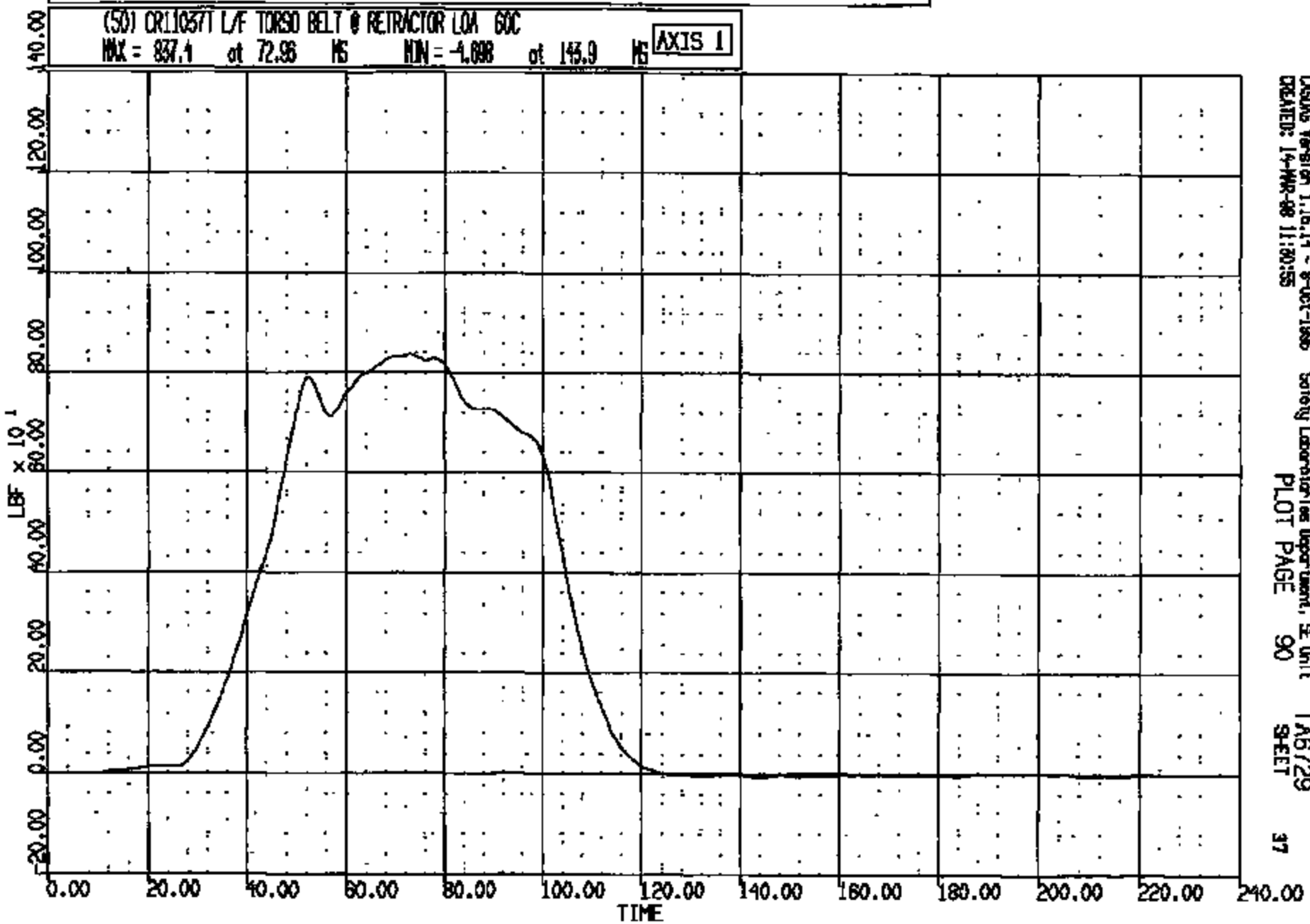


CRTS 0011037

CHDAS Version 1.16.14 - 9-Oct-1988 Safety Laboratories Department, SE Unit
CREATED: 14-MAR-88 11:20:54
PLOT PAGE 89
TA6729
SHEET 36

CR R: 11037 TO: TA6729 DATE: 990314 10:44:05
1999 DN-101

(50) CR110371 L/F TORSO BELT @ RETRACTOR LOA 60C
MAX = 837.1 at 72.96 MS MIN = -4.898 at 143.9 MS **AXIS 1**



CADDS Version 1.16.14 - 8-Oct-1999 Safety Laboratories Department, E Unit
CREATED: 14-MR-98 11:30:55 PLOT PAGE 90 SHEET 37

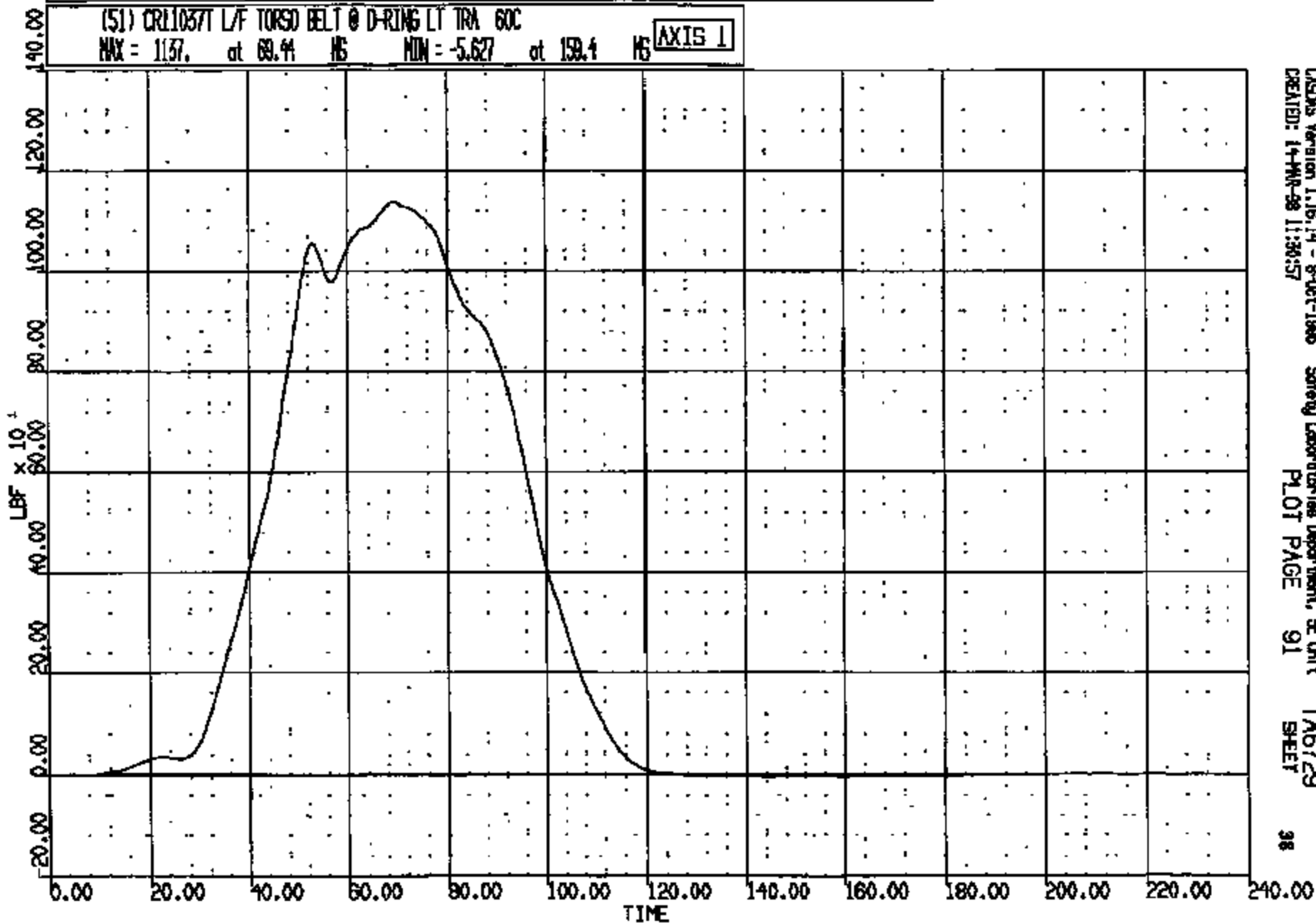
CRTS 0011037

CR R: 11037 TO: TA6729 DATE: 860314 10:44:03
1999 ON-101

(51) CR11037T L/F TORSO BELT @ D-RING LT TRA 60C

MAX = 11.57 at 69.4 MS MIN = -5.627 at 159.4 MS

AXIS 1



CRSIS Version 1.16.14 - 8-Oct-1988
CREATED: 14-MAR-98 11:38:57

Safety Laboratories Department, SE Unit
PLOT PAGE 91

TA6729
SHEET

98

CRIS 0011037

CR R: 11037 TO: TA6729 DATE: 980314 10:44:03
1999 TAURUS

POLARITY CORRECTED IN
ACCORDANCE WITH ST-25
REFERENCE 7

(25) CR11037/T R/F DUMMY HEAD C.G. LONG 1000C

MAX = 2.934 at 294.8 MS MIN = -52.10 at 83.76 MS

AXIS 1

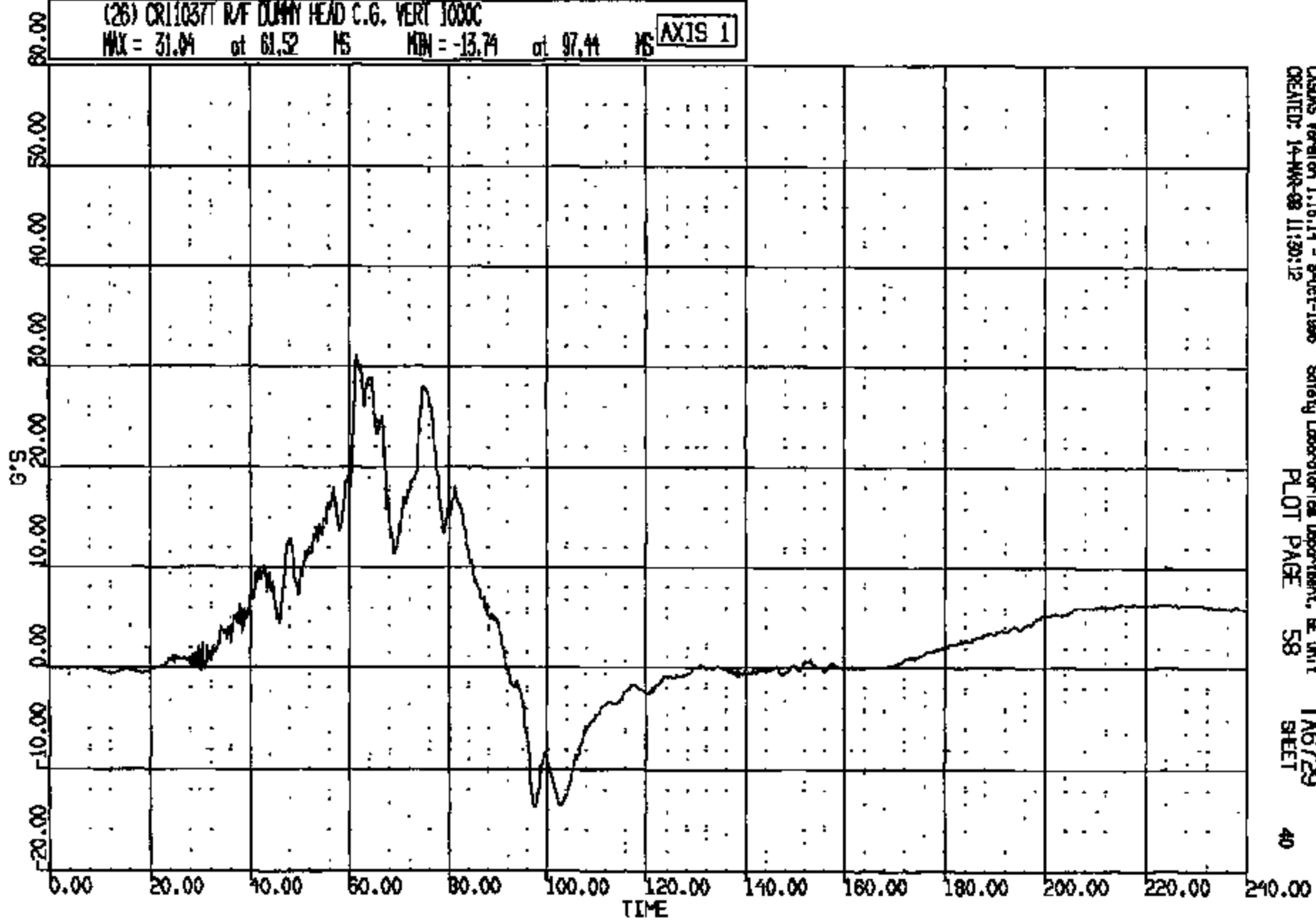


CRS/MS Version 1.18.14 - 9-Oct-1998 Safety Laboratories Department, SE Unit
CREATED: 19-MAR-99 18:09:46

CRTS 0011037

CR R: 11087 TO: TA6729 DATE: 980814 10:44:03
1998 DN-101

(26) CR11037T R/F DUMMY HEAD C.G. VERT 1000C
MAX = 31.04 at 61.52 MS MIN = -13.74 at 97.44 MS **AXIS 1**

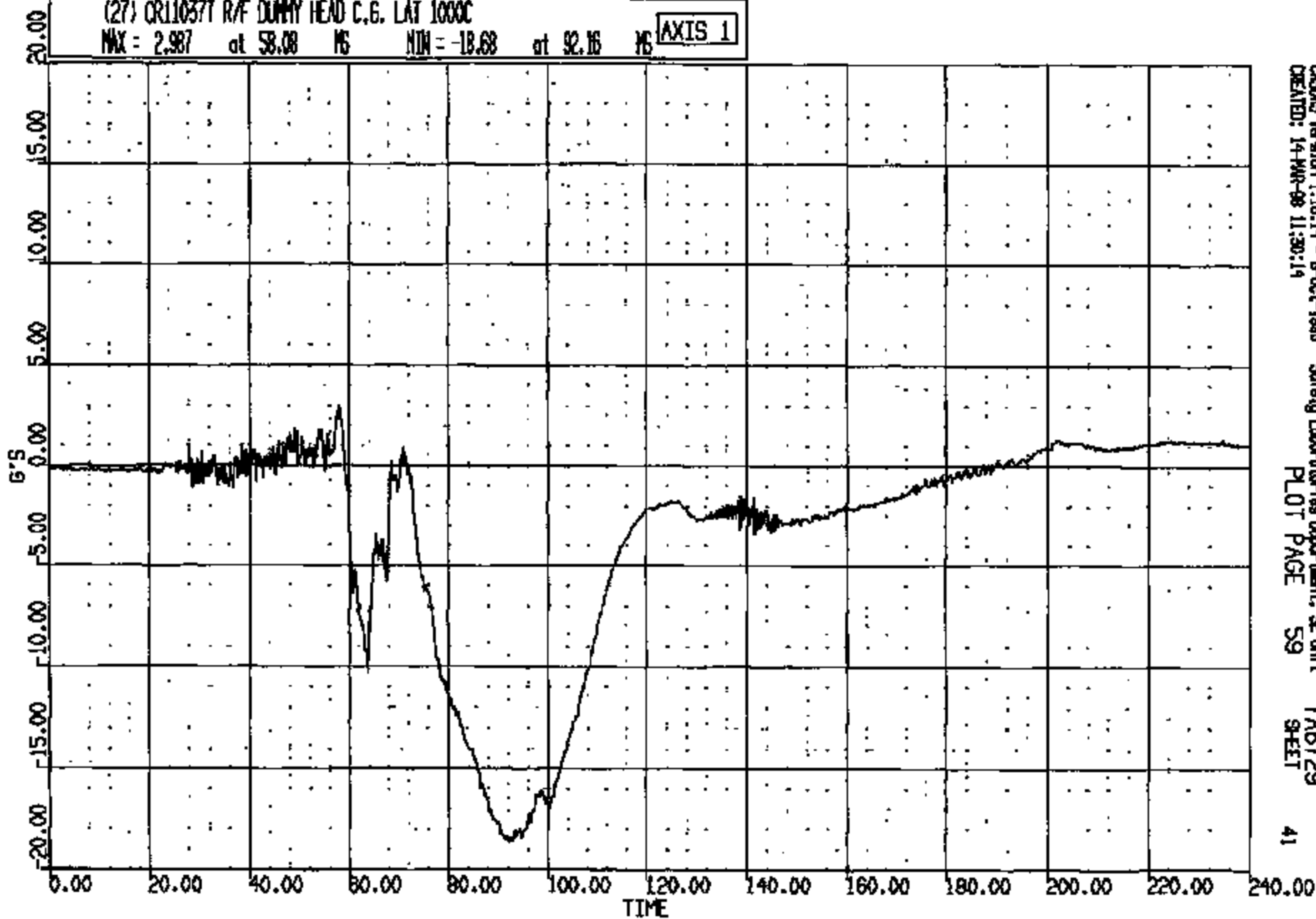


CASIMS Version 1.16.14 - 8-Oct-1998 Safety Laboratories Department, E Unit
CREATED: 14-NOV-98 11:30:12
PLOT PAGE 58
TA6729
SHEET 40

CRIS 0011037

CR R: 11057 TO: TA6729 DATE: 980314 10:44:03
1999 DN-101

(27) CR110377 R/F DUMMY HEAD C.G. LAT 1000C
MAX = 2.987 at 58.08 MS MIN = -18.68 at 92.16 MS **AXIS 1**



CASDS Version 1.16.14 - 9-Oct-1995
CREATED: 14-MAR-98 11:30:14

Safety Laboratories Department, SE Unit
PLOT PAGE 59

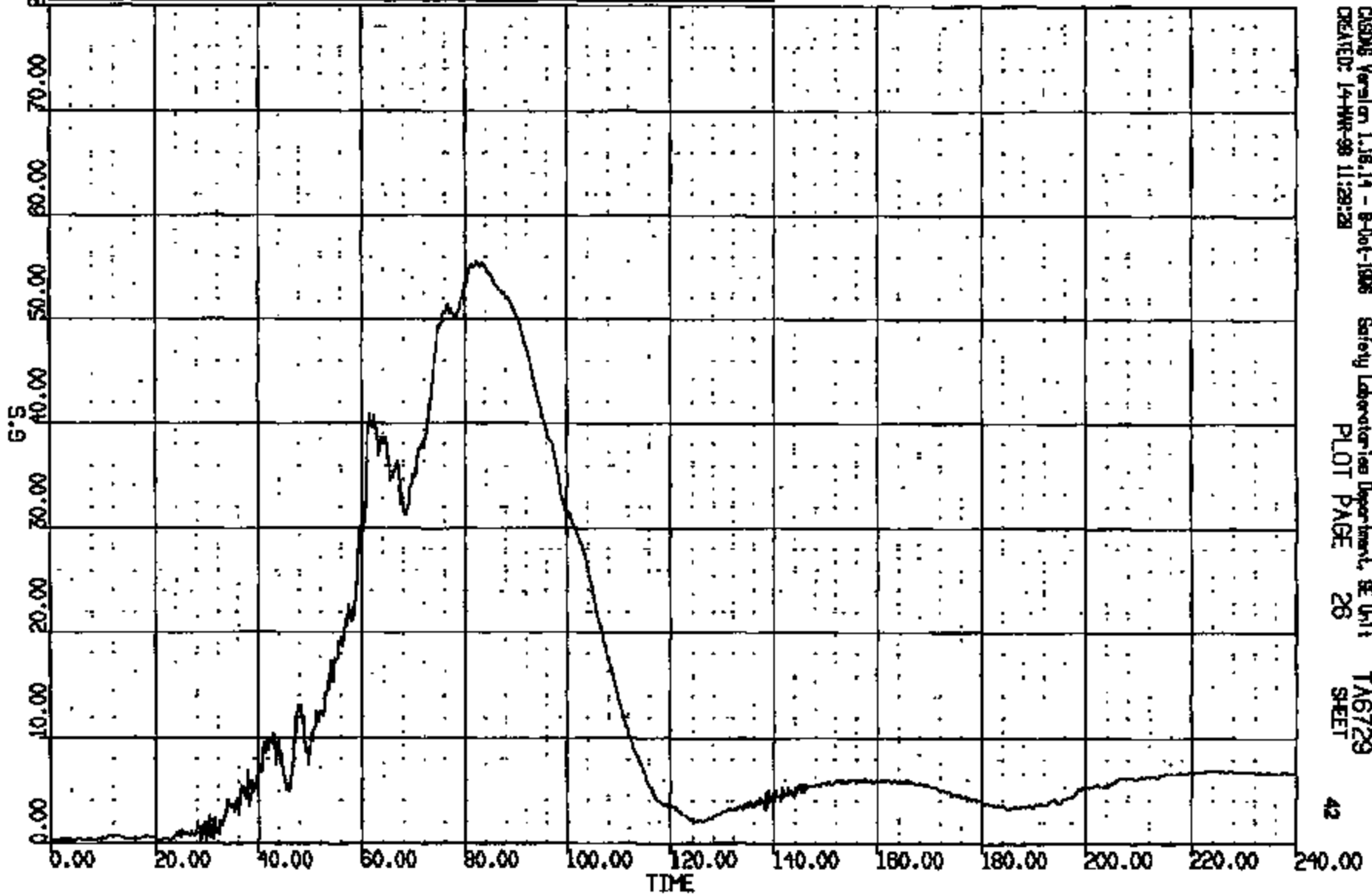
TA6729
SHEET

41

CRTS 0011037

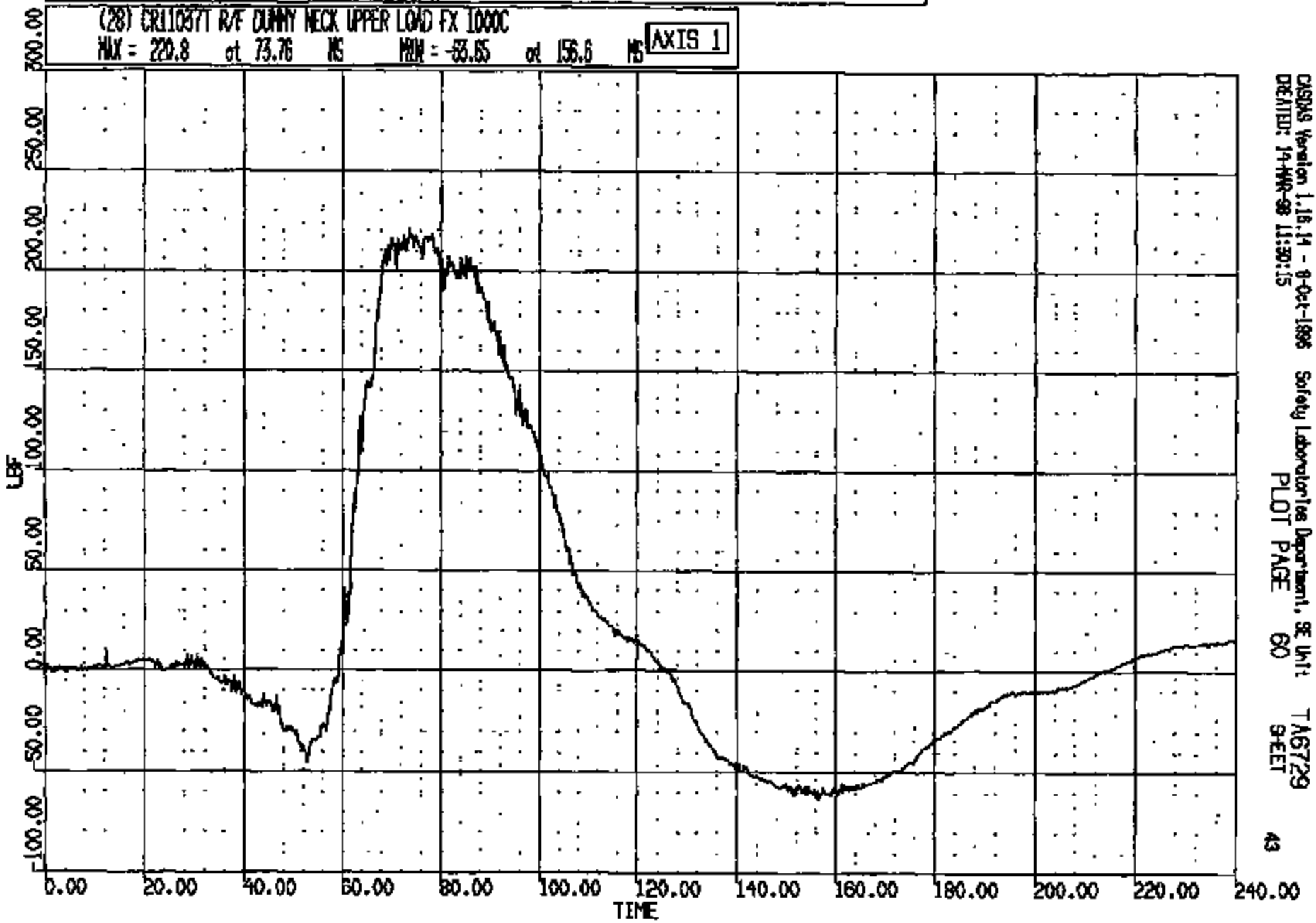
U# 11037 TO: TAG729 DATE: 980314 10:44:03
REVISION: 01
IIII: 000000 DLR: 240.0 T1/T2: 58.00 104.00
IIII: 000000 DLR: 88.0 T1/T2: 101.00 107.00
IIII: 000000 DLR: 15.0 T1/T2: 101.00 107.00

(10005) CR11037I R/F DUMMY HEAD C.G. RES 10000
MAX = 55.61 at 82.40 MS MIN = 0.3375E-01 at 2.000 MS AXIS 1



CR R: 11037 TO: TAG729 DATE: 880514 10:44:03
1998 DN-101

(28) CR11037T R/F DUMMY NECK UPPER LOAD FX 1000C
MAX = 220.8 at 73.76 MS MIN = -63.85 at 156.6 MS **AXIS 1**

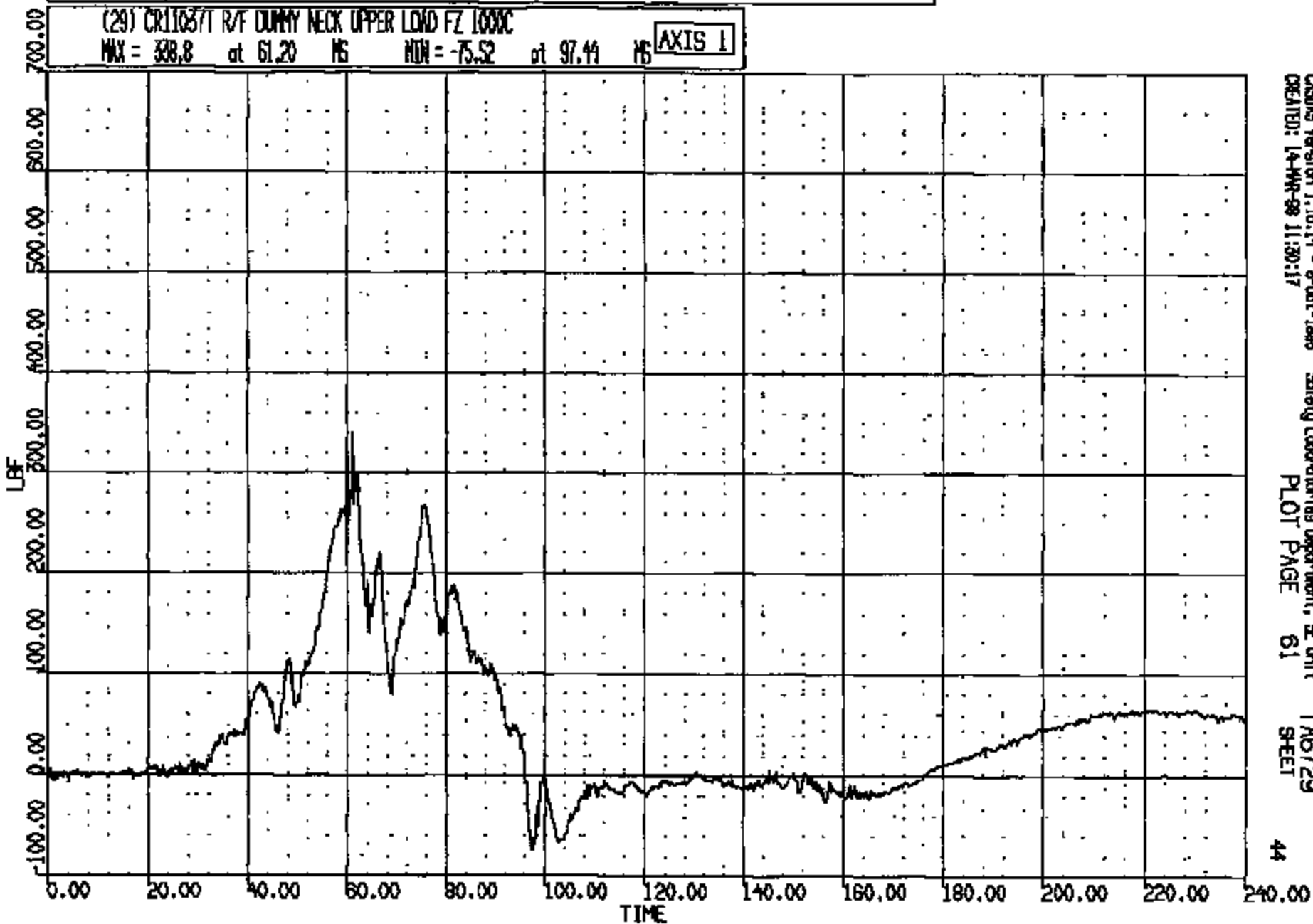


CASAS Version 1.16.14 - 8-Oct-1998 Safety Laboratories Department, SE Unit TAG729
CREATED: 14-MAR-98 11:30:15 PLOT PAGE 60 SHEET 43

CRTS 0011037

CR R: 11037 TO: TAG729 DATE: 990314 10:44:05
1999 DN-101

(29) CR11037/T R/F DUMMY NECK UPPER LOAD FZ 100XC
MAX = 338.8 at 61.20 MS MIN = -75.52 at 97.44 MS **AXIS 1**



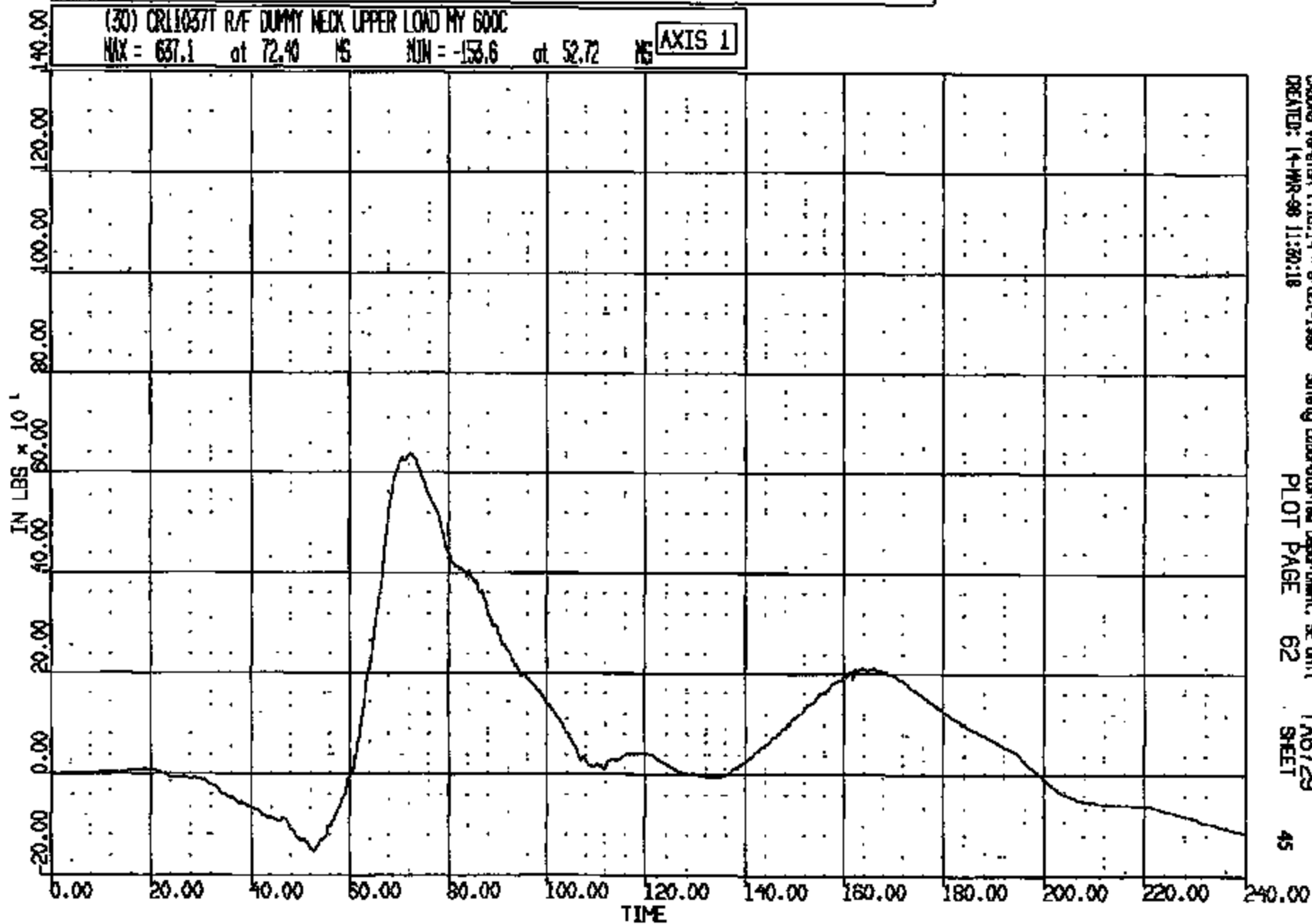
CASDS Version 1.16.14 - 9-Oct-1995 Safety Laboratories Department, SE Unit
CREATED: 14-MR-99 11:30:17
PLOT PAGE 61 TAG729
SHEET

CR R: 11037 TO: TA6729 DATE: 980514 10:44:03
1998 DN-101

(30) CR11037T R/F DUMMY NECK UPPER LOAD MY 600C

MAX = 637.1 at 72.40 MS MIN = -153.6 at 52.72 MS

AXIS 1



CASBAG Version 1.18.14 - 8-Oct-1998
CREATED: 14-MAR-98 11:30:18

Safety Laboratories Department, SE Unit
PLOT PAGE 62

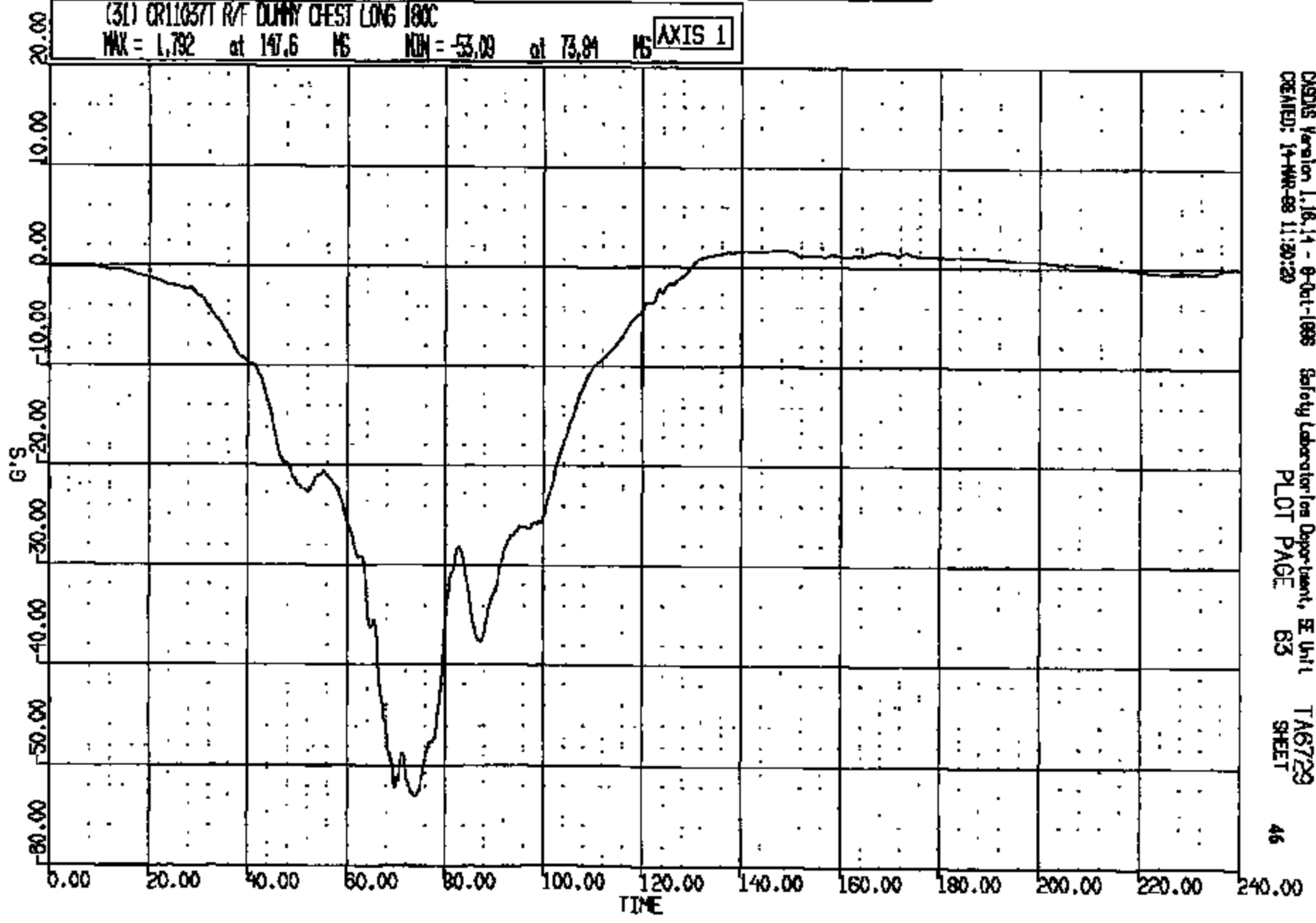
TA6729
SHEET

45

CR11037

CR R: 11087 TO: TA6729 DATE: 980214 10:44:08
1998 DN-101

(31) CR11037T R/F DUMMY CHEST LONG 180C
MAX = 1.792 at 147.6 MS MIN = -53.09 at 73.84 MS **AXIS 1**

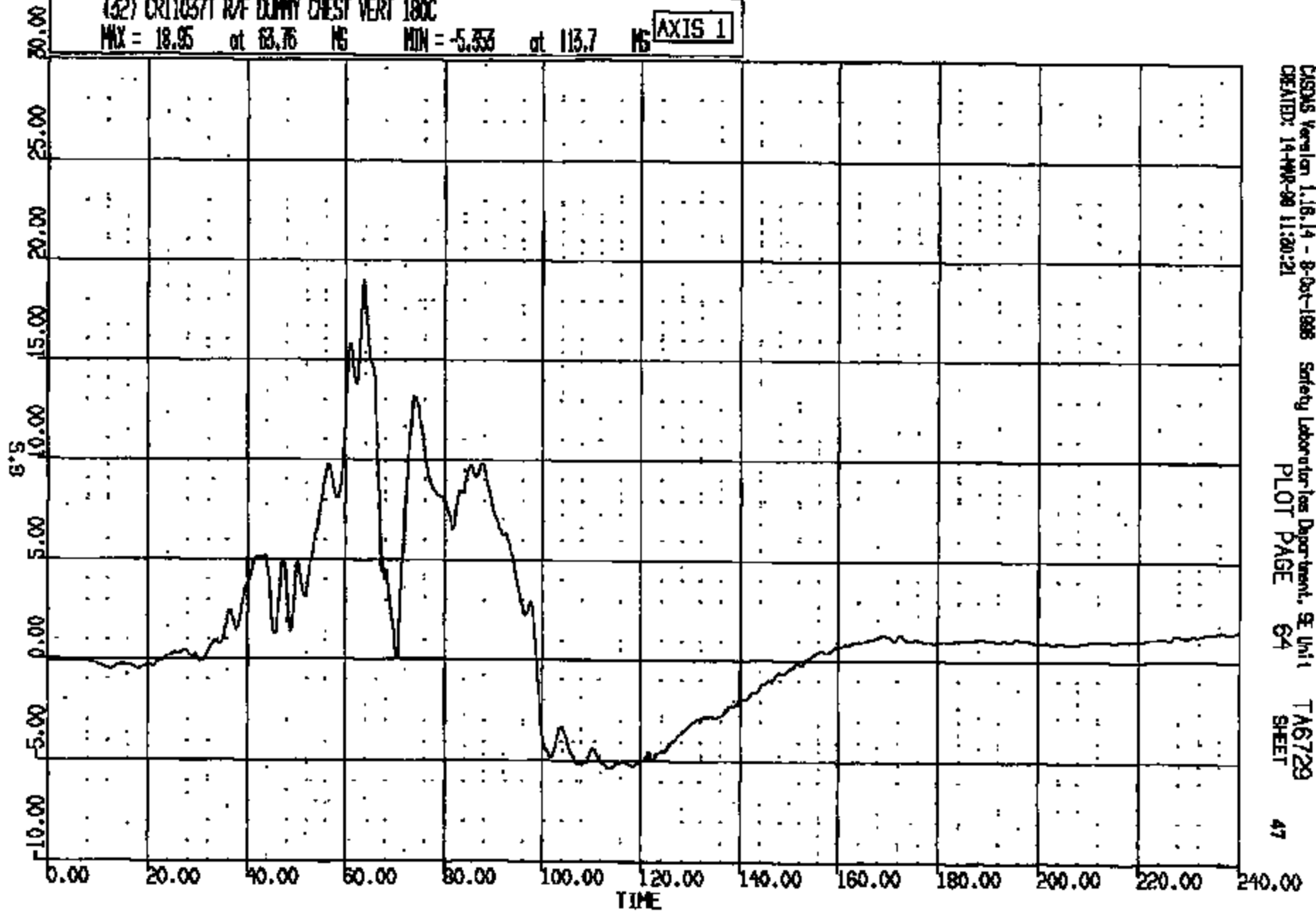


CRSIS Version 1.16.14 - 8-Oct-1998 Safety Laboratory Department, SE Unit
CREATED: 14-MAR-98 11:20:20 PLOT PAGE 63 SHEET 46

CRIS 0011037

CR R: 11037 TO: TAB729 DATE: 980314 10:44:03
1998 DN-101

(32) CR110371 R/F DUMMY CHEST VERT 180C
MAX = 18.95 at 63.76 MS MIN = -5.353 at 113.7 MS **AXIS 1**

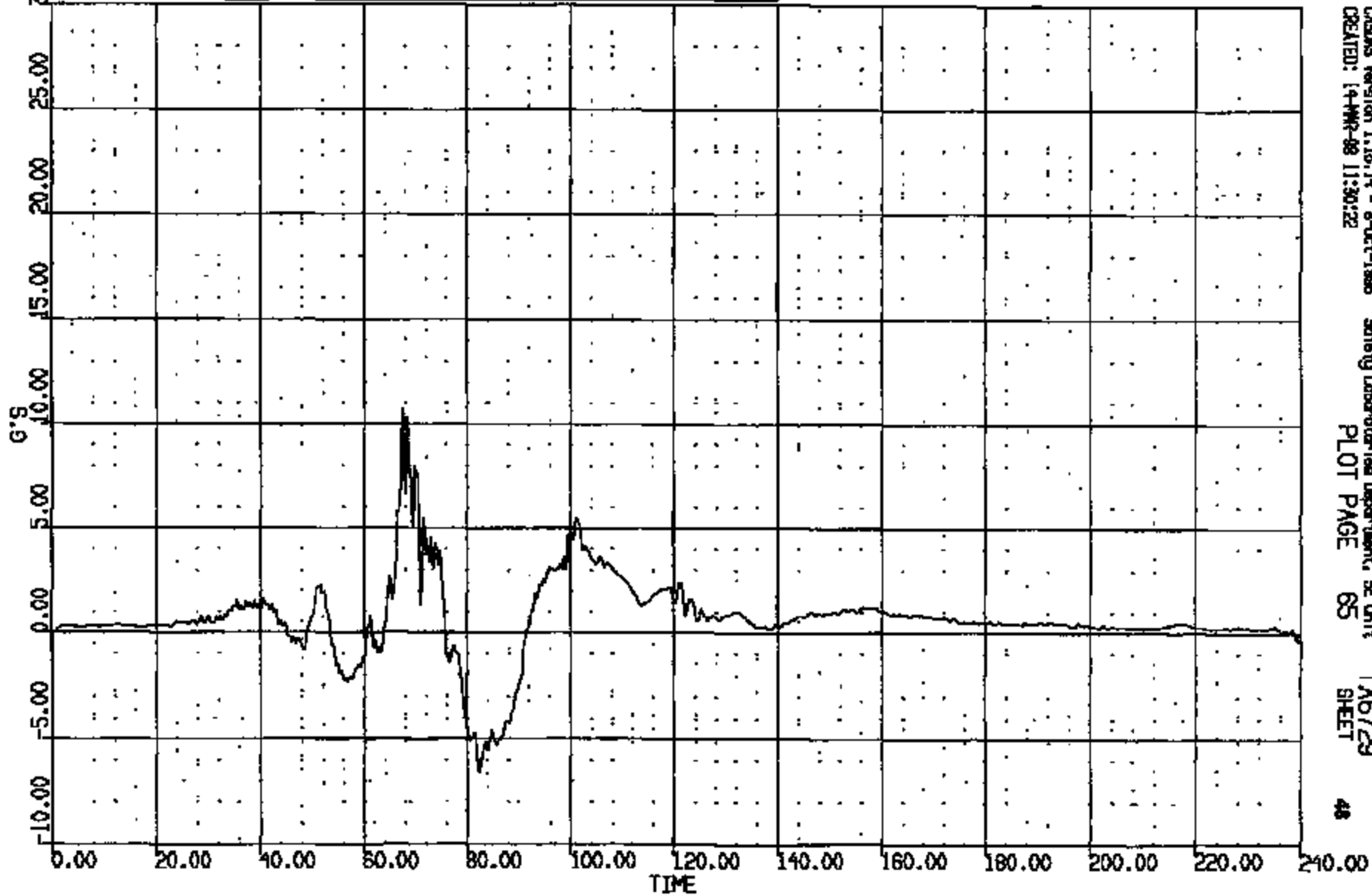


CASAS Version 1.16.14 - 8-Oct-1998 Safety Laboratories Department, SE Unit 1 TAB729
CREATED: 14-MAR-98 11:20:21 PLOT PAGE 64 SHEET 47

CRIS 0011037

CR R: 11057 TO: TA6729 DATE: 980214 10:44:03
1998 DN-101

(33) CR11057T R/F DUMMY CHEST LAT 180C
MAX = 10.68 at 67.52 MS MIN = -6.590 at 82.40 MS AXIS 1

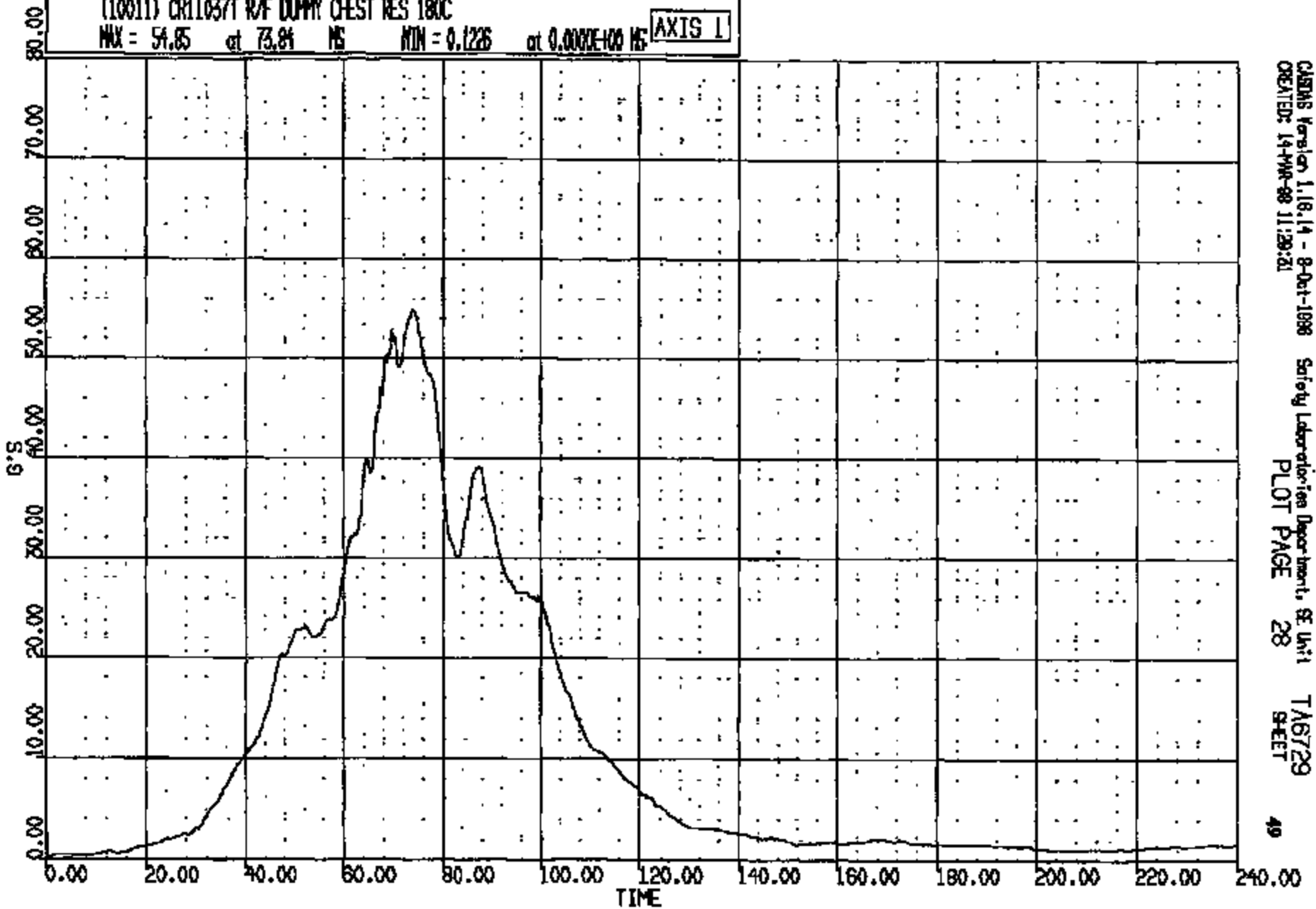


CASMS Version 1.18.14 - 8-Oct-1998 Safety Laboratories Department, SE Unit
CREATED: 14-MAR-98 11:30:22 PLOT PAGE 05 TA6729
SHEET 48

CRIS 0011037

CR R: 11087 TO: TA6729 DATE: 860814 10:44:08
1988 DN-101
CUMDUR = 52.554 Duration time = 2.0001

(10011) CR11037 R/F DUMMY CHEST RES 180C
MAX = 54.85 at 73.84 MS MIN = 0.1226 at 0.0000E+00 MS **AXIS 1**

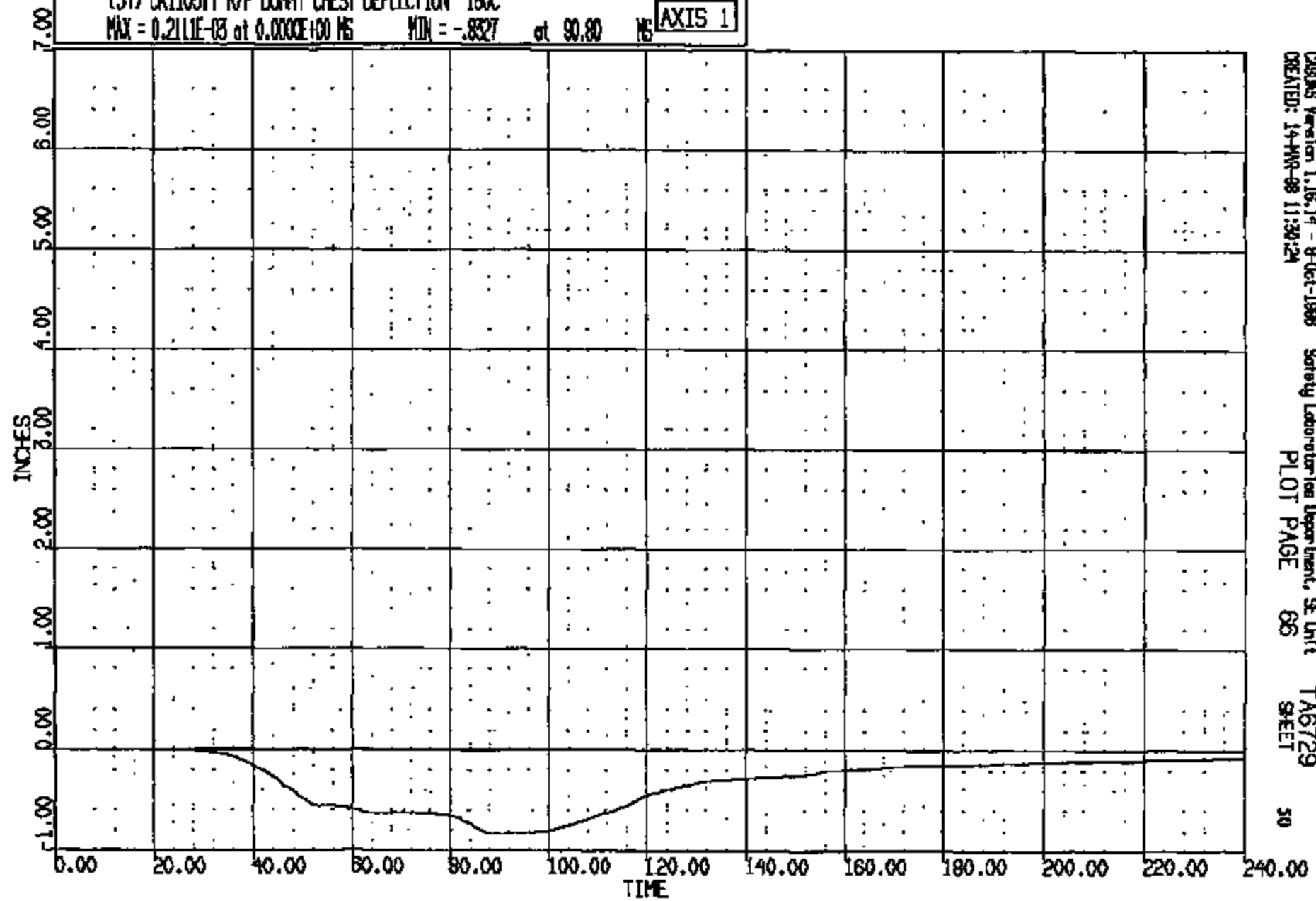


CADAMS Version 1.16.14 - 8-Oct-1988 Safety Laboratories Department, SE Unit 1 TA6729
CREATED: 14-PM-88 11:29:21 PLOT PAGE 28 SHEET 49

CRTS 0011037

CR R: 11037 TO: TAG729 DATE: 880314 10:44:03
1988 DN-101

(34) CR11037T R/F DUMMY CHEST DEFLECTION 180C
MAX = 0.2111E-03 at 0.0000E+00 MS MIN = -.8527 at 90.80 MS **AXIS 1**



CRS005 Version 1.16.14 - 8-Oct-1988 Safety Laboratories Department, SE Unit TAG729
CREATED: 14-MAR-88 11:30:24 PLOT PAGE 66 SHEET 50

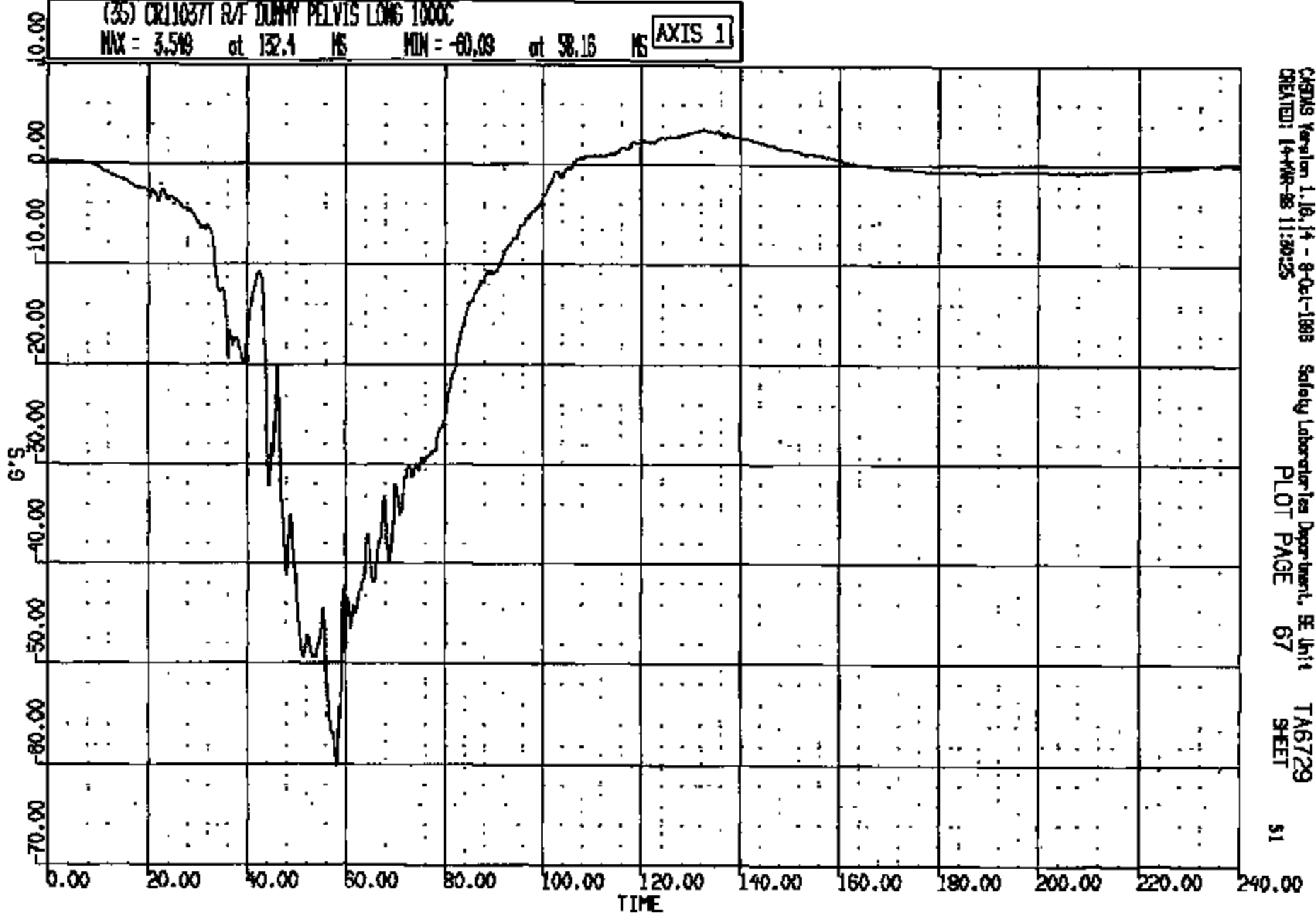
CRIS 0011037

CR R: 11037 TO: TA6729 DATE: 980314 10:44:05
1999 DN-101

(35) CR11037T R/F DUMMY PELVIS LONG 1000C

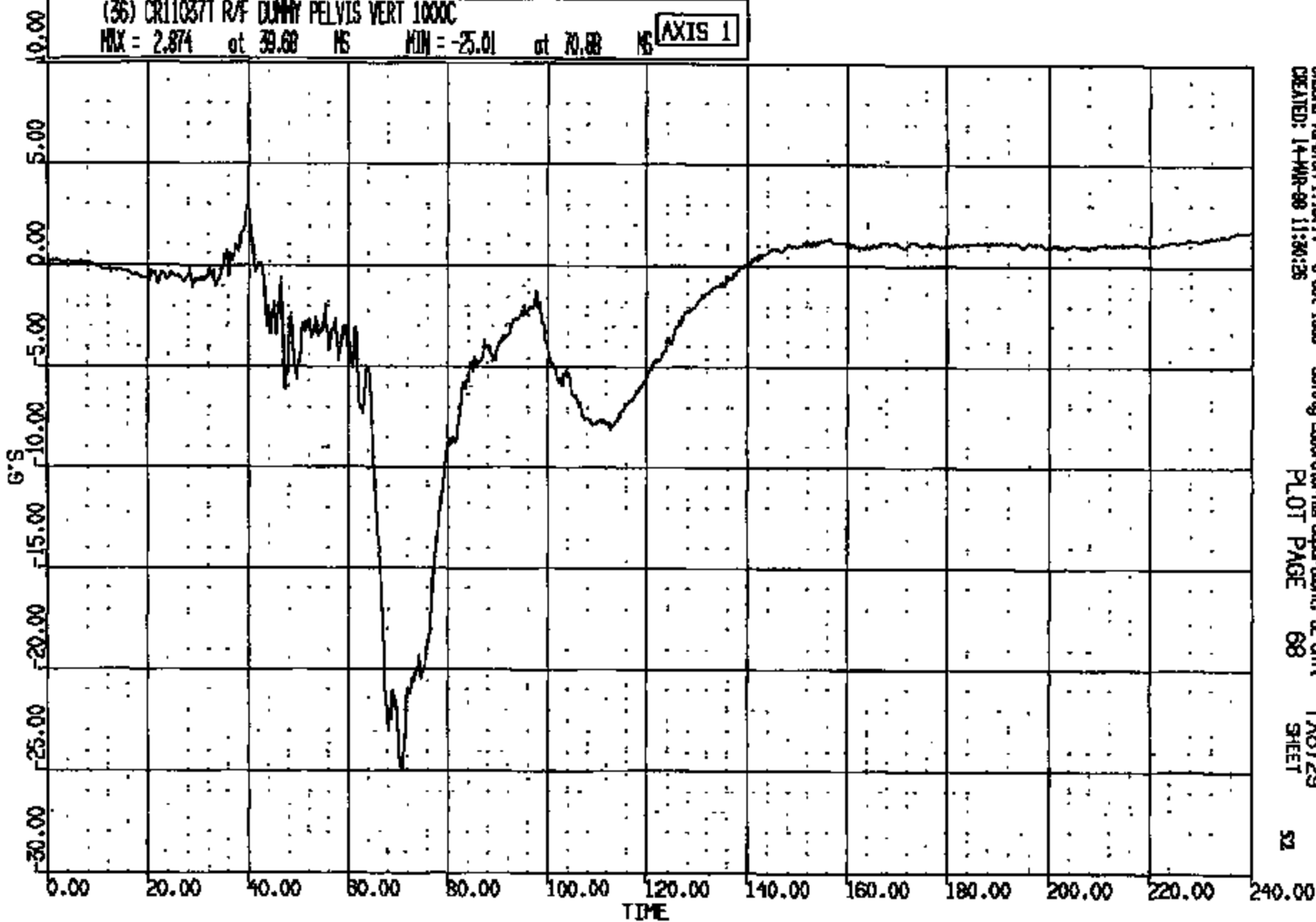
MAX = 3.548 at 132.4 MS MIN = -60.09 at 58.16 MS

AXIS 1



CR R: 11037 TO: TA6729 DATE: 880514 10:44:03
1988 DN-101

(36) CR110371 R/F DUMMY PELVIS VERT 1000C
MAX = 2.874 at 39.68 NS MIN = -25.01 at 70.68 NS **AXIS 1**



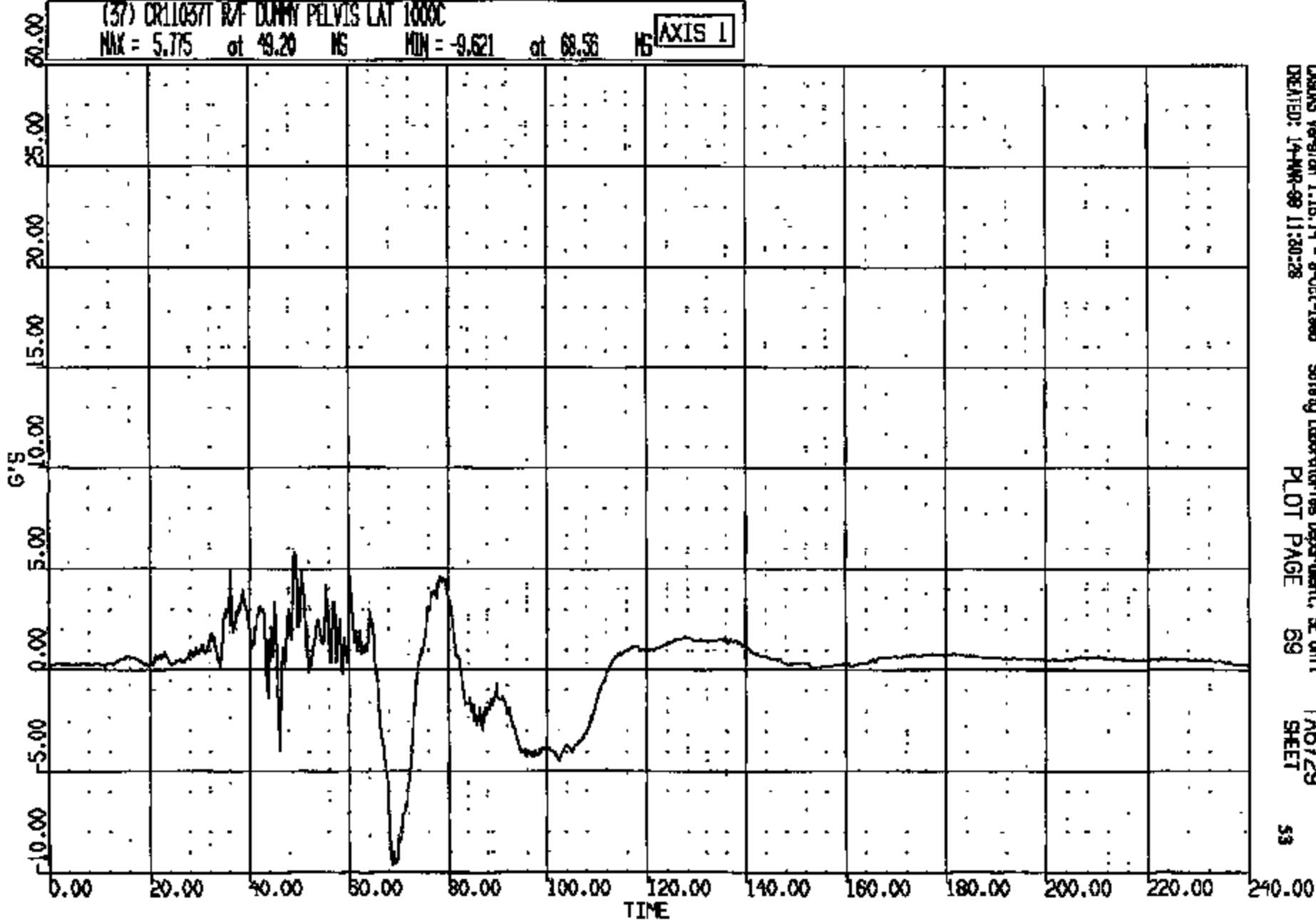
CASRS Version 1.16.14 - 8-Oct-1988 Safety Laboratories Department, EE Unit
CREATED: 14-MAR-88 11:30:25 PLOT PAGE 68 TA6729 SHEET 52

CRTS 0011037

CR R: 11057 TO: TAB729 DATE: 980314 10:44:03
1998 DN-101

(37) CR11057T W/ DUMMY PELVIS LAT 1000C
MAX = 5.775 at 49.20 MS MIN = -9.621 at 68.56 MS

AXIS 1



CADDS Version 1.16.14 - 8-Oct-1998
CREATED: 14-MAR-99 11:30:28

Safety Laboratories Department, SE Unit
PLOT PAGE 69

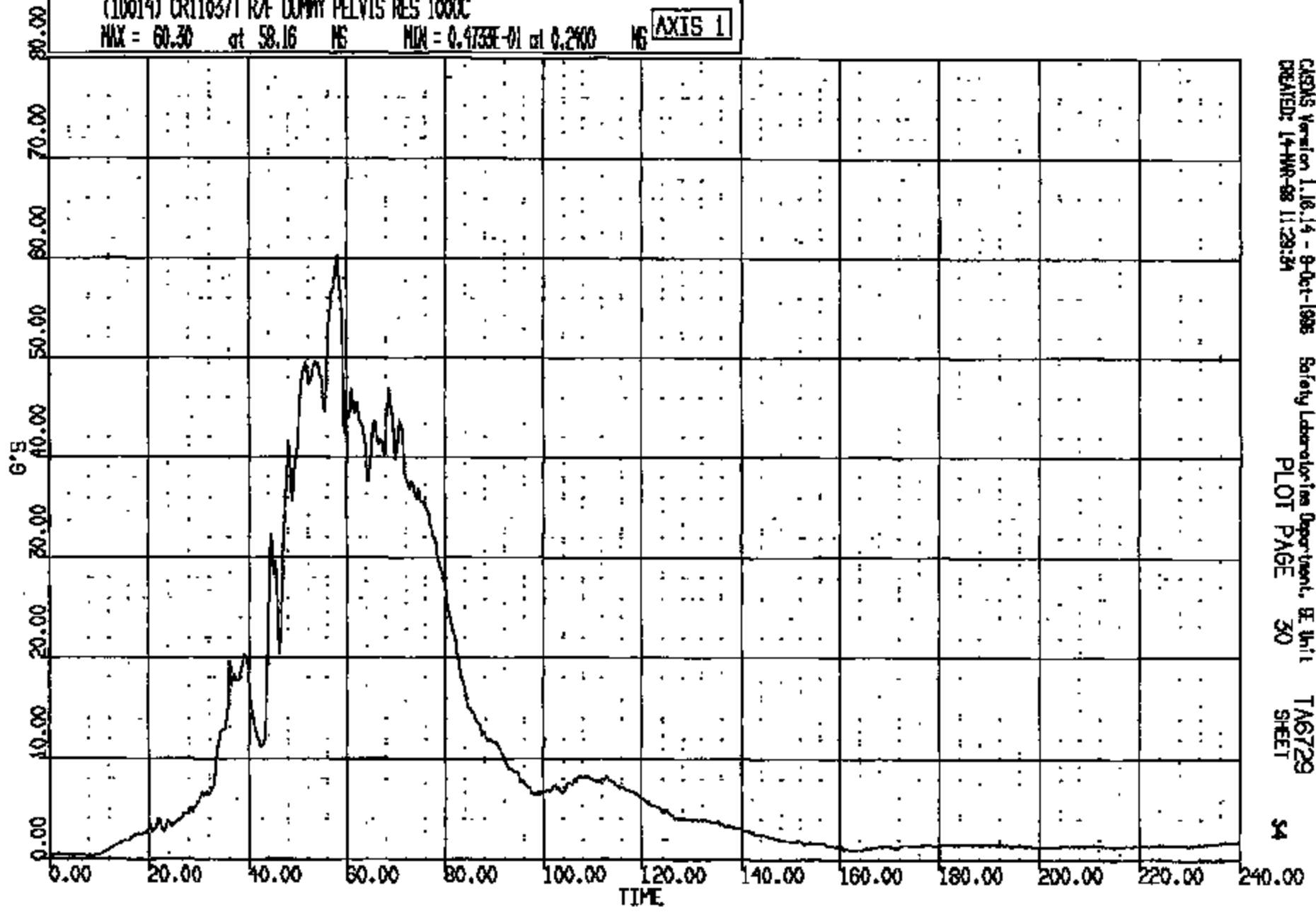
TAB729
SHEET

53

CRTS 0011037

CR R: 11037 TO: TA6729 DATE: 880314 10:44:03
1988 DN-101

(10014) CR11037T R/F DUMMY PELVIS RES 1000C
MAX = 60.30 at 58.16 MS MIN = 0.4733E-01 at 0.2900 MS **AXIS 1**

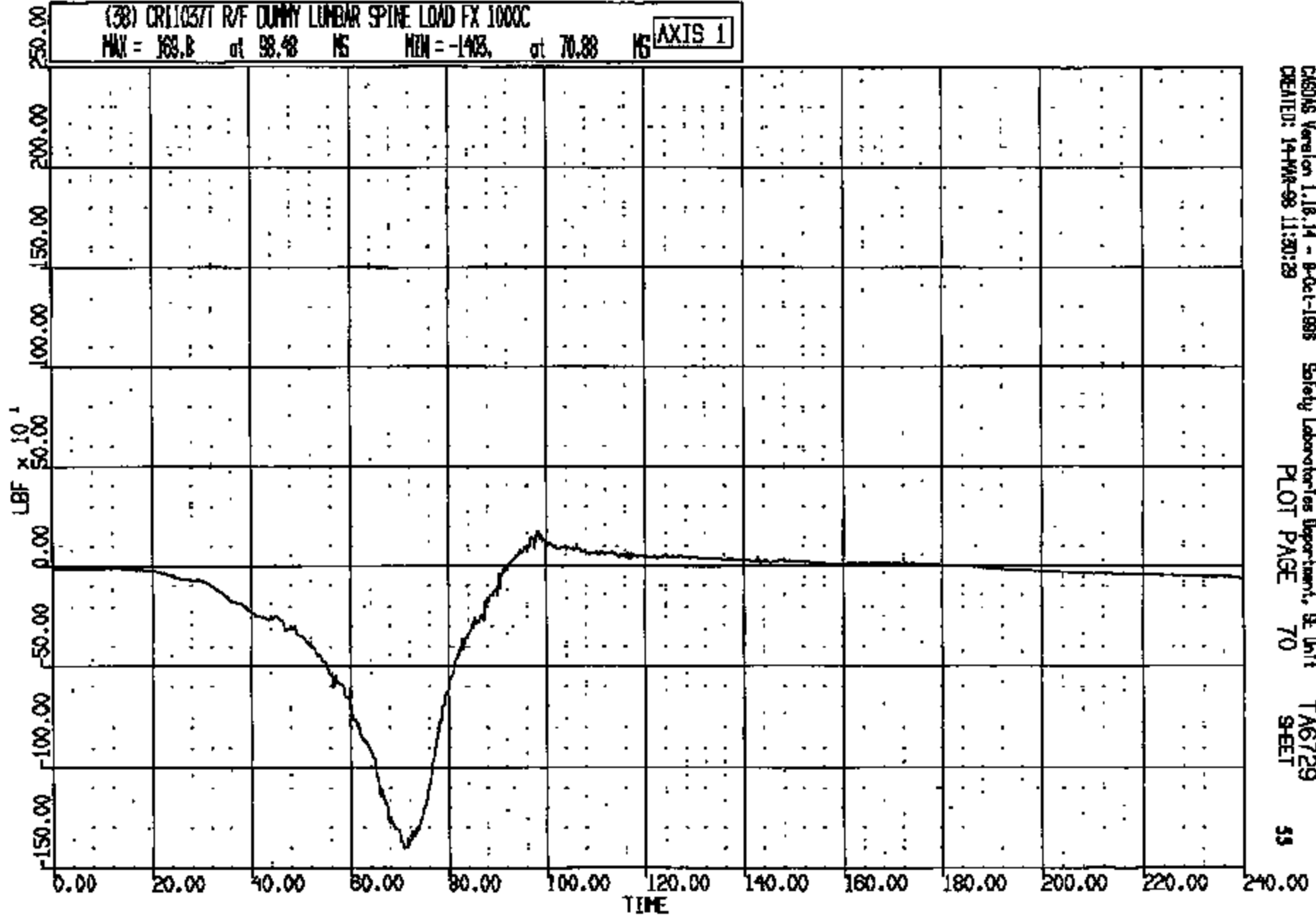


CASAS Version 1.16.14 - 9-Oct-1988 Safety Laboratories Department, B. Unit
CREATED: 14-MAR-88 11:29:34 PLOT PAGE 30 SHEET 54

CRTS 0011037

CR R: 11057 TO: TA6729 DATE: 880514 10:44:05
1988 DN-101

(38) CR110377 R/F DUMMY LUMBAR SPINE LOAD FX 1000C
MAX = 168.8 at 98.48 MS MIN = -143. at 70.88 MS **AXIS 1**



CASINS Version 1.18.14 - 8-Oct-1988 Safety Laboratories Department, SE Unit
CREATED: 14-MAR-98 11:50:29 PLOT PAGE 70 SHEET 53

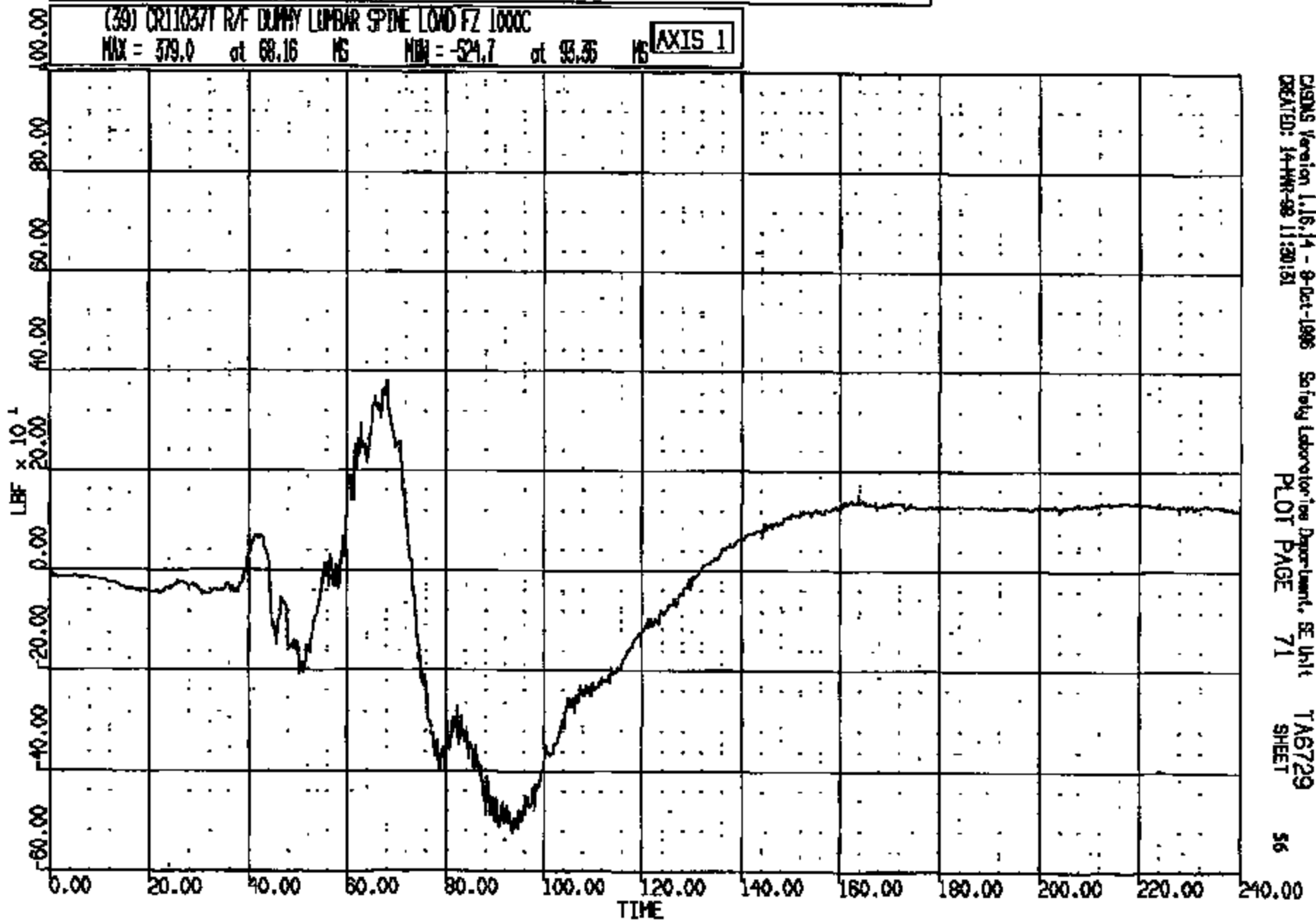
CRIS 0011037

CR R: 11037 TO: TAB729 DATE: 880314 10:44:03
1988 DZ-101

(39) CR110371 R/F DUMMY LUMBAR SPINE LOAD FZ 1000C

MAX = 379.0 at 68.16 MS MIN = -524.7 at 93.35 MS

AXIS 1



CASMS Version 1.16.14 - 9-Oct-1986 Safety Laboratories Department, SE Unit
CREATED: 14-MAR-88 11:30:51
PLOT PAGE 71 SHEET 56

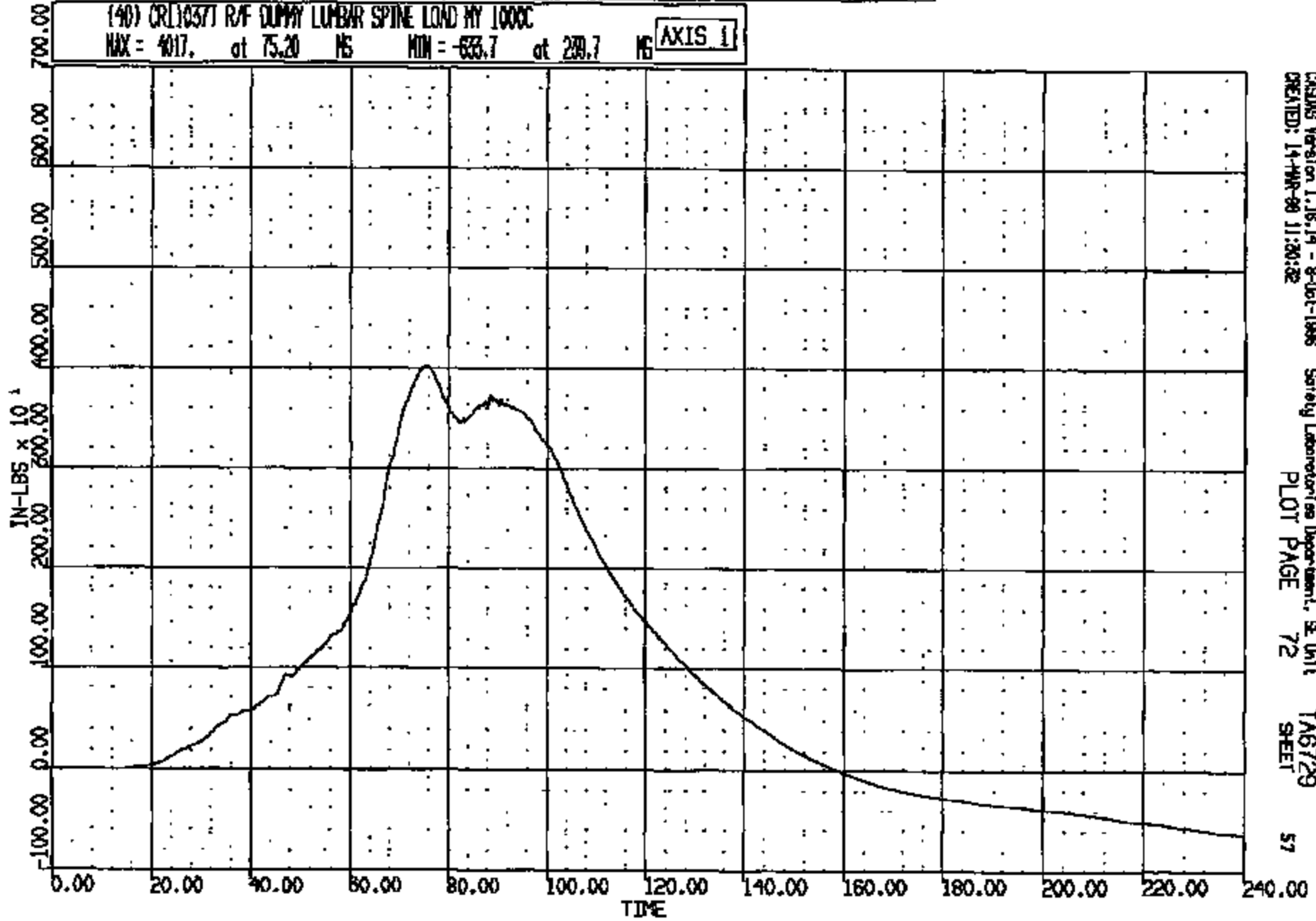
CRTS 0011037

CR R: 11037 TO: TA6729 DATE: 990314 10:44:05
1999 DN-101

(40) CRL10371 R/F DUMMY LUMBAR SPINE LOAD NY 1000C

MAX = 4017. at 75.20 MS MIN = -633.7 at 239.7 MS

AXIS 1



CRS015 Version 1.18.14 - 8-Jul-1998
CREATED: 14-MAR-99 11:30:32

Safety Laboratories Department, SE Unit
PLOT PAGE 72

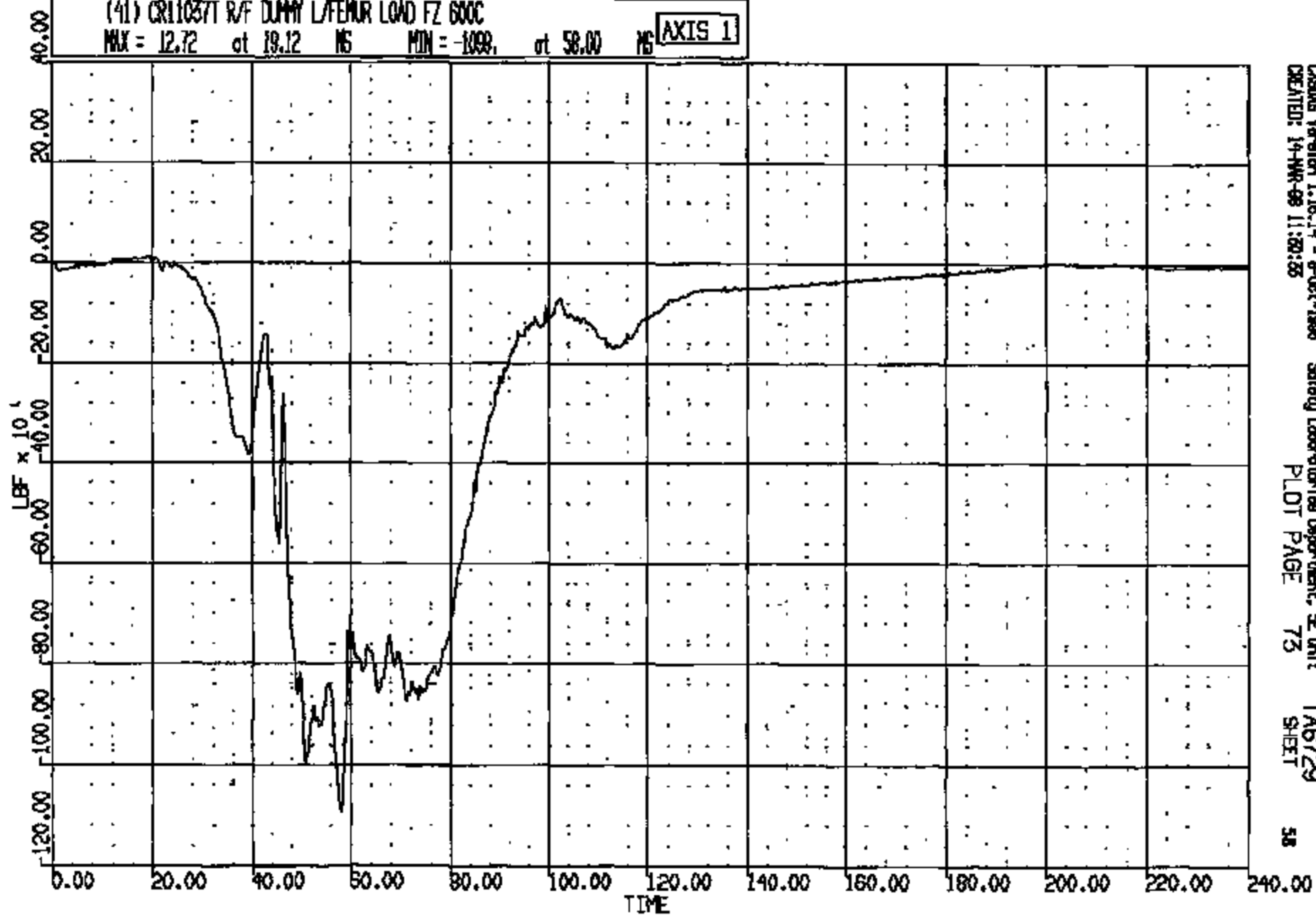
TA6729
SHEET

57

CRIS 0011037

CR R: 11037 TO: TA6729 DATE: 880314 10:44:03
1899 DN-101

(41) CR11037T R/F DUMMY LATHEUR LOAD FZ 600C
MAX = 12.72 at 19.12 MS MIN = -109.9 at 58.00 MS AXIS 1



CRSING Version 1.16.14 - 9-Oct-1988
CREATED: 14-MAR-88 11:20:35

Safety Laboratories Department, SE Unit
PLOT PAGE 75

TA6729
SHEET

58

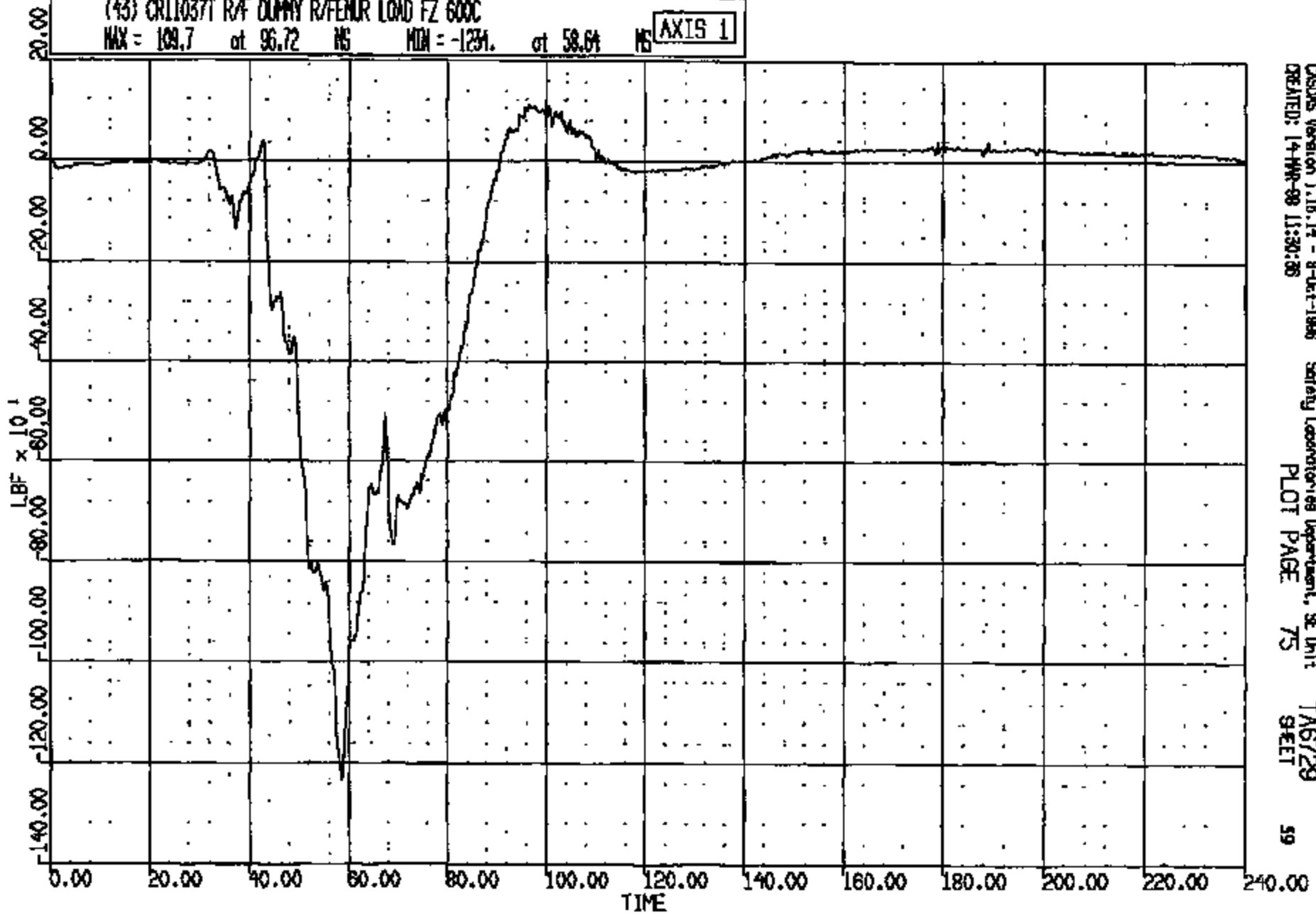
CRTS 0011037

CR R: 11037 TO: TA6729 DATE: 880514 10:44:05
1988 DN-101

(43) CR110371 R/F DUMMY R/FEMUR LOAD FZ 600C

MAX = 109.7 at 96.72 MS MIN = -1234. at 58.64 MS

AXIS 1



CADDS Version 1.16.14 - 8-Oct-1988
CREATED: 14-MAR-88 11:30:36

Safety Laboratories Department, SE Unit
PLOT PAGE 75

TA6729
SHEET

59

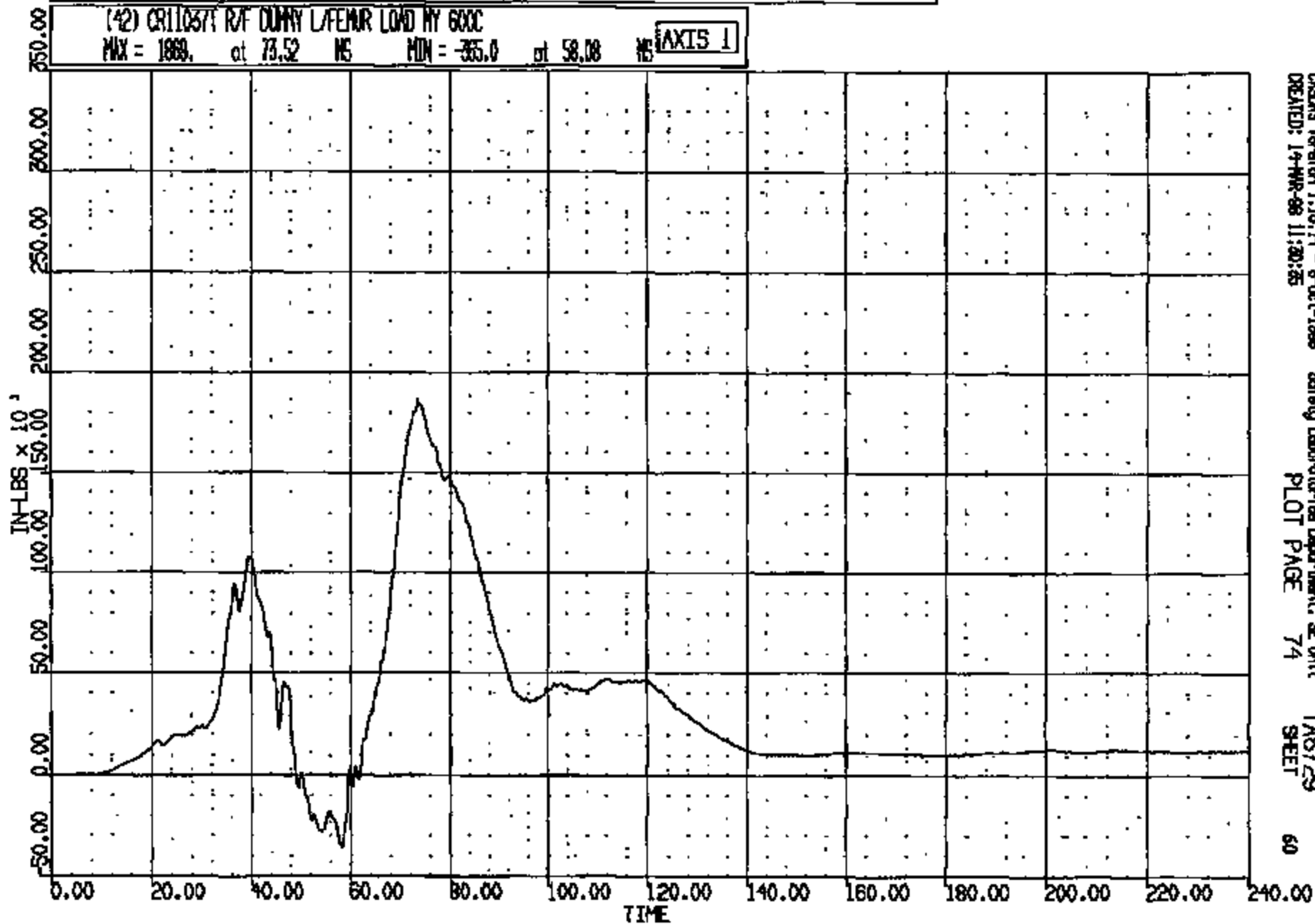
CR11037

CR R: 11037 TO: TAB729 DATE: 980314 10:44:03
1998 DN-101

(42) CR110371 R/F DUMMY L/FEMUR LOAD NY 600C

MAX = 1868. at 73.52 MS MIN = -355.0 at 58.08 MS

AXIS 1



CRSAS Version 1.16.14 - 8-Oct-1998 Safety Laboratory Department, SE Unit
CREATED: 14-MAR-98 11:20:25 PLOT PAGE 74 TAB729 SHEET 60

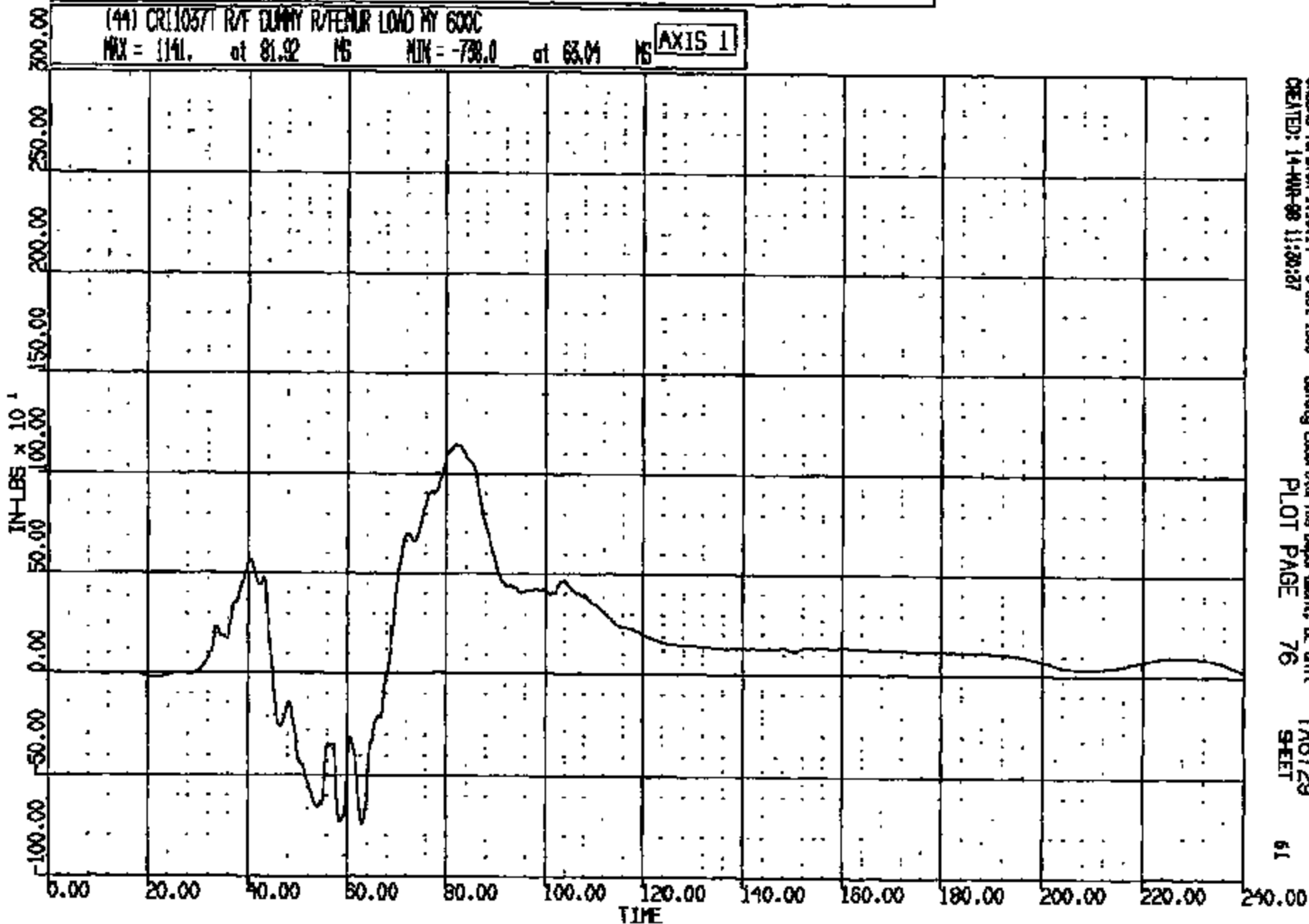
CRIS 0011037

CR R: 11037 TO: TA6729 DATE: 880314 10:44:03
1988 DN-101

(44) CR110371 R/F DUMMY REFEROR LOAD BY 600C

MAX = 1141. at 81.92 MS MIN = -738.0 at 63.04 MS

AXIS 1



CASMS Version 1.18.14 - 8-Oct-1988
CREATED: 14-MAR-88 11:20:27

Safety Laboratories Department, BE Unit

PLOT PAGE 76 SHEET

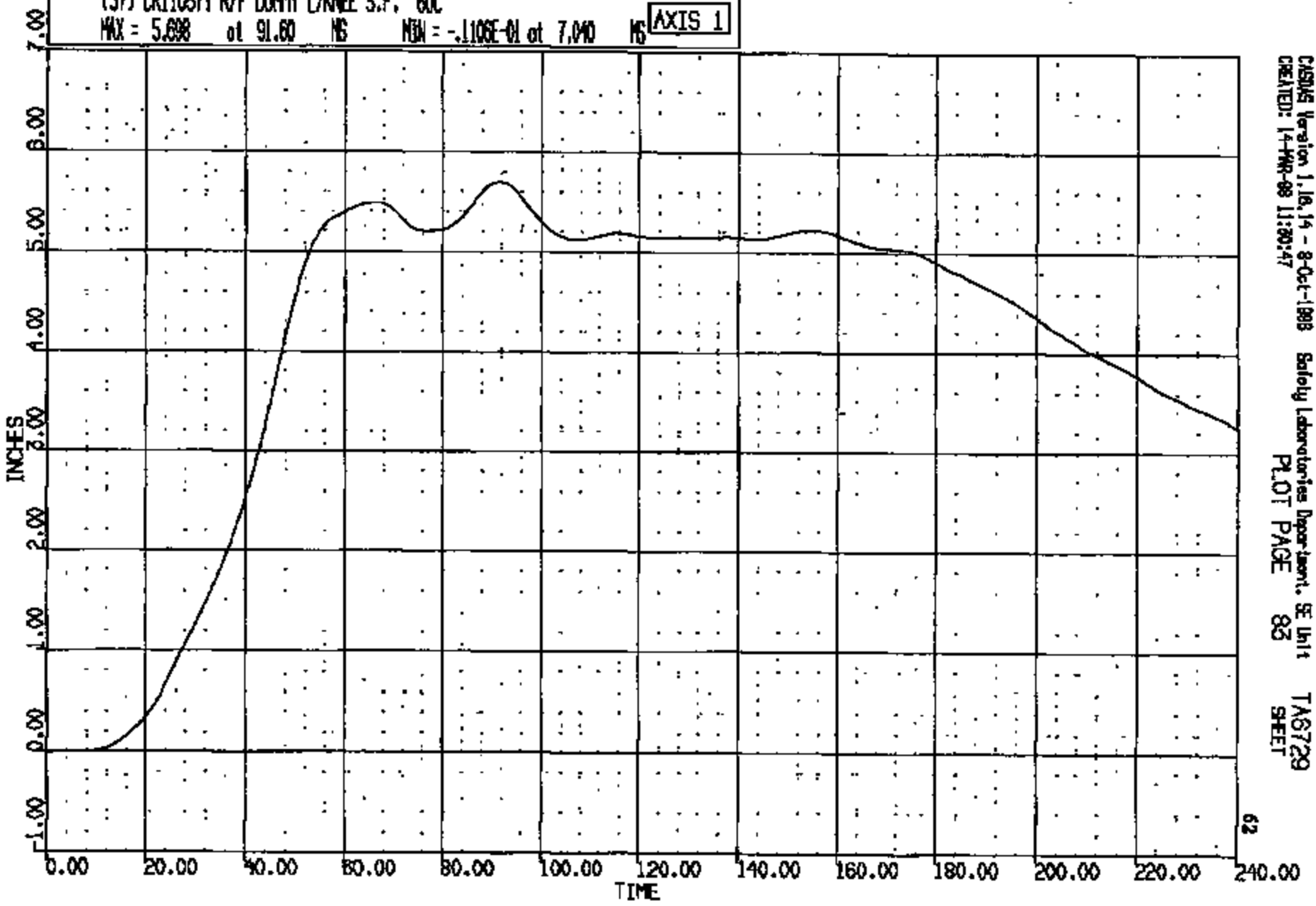
61

CRTS 0011037

CR R: 11037 TO: TA6729 DATE: 980314 10:44:05
1998 DN-101

(57) CR110371 R/F DUMMY L/KNEE S.P. 60C
MAX = 5.698 at 91.60 MS MIN = -.1106E-01 at 7.040 MS

AXIS 1

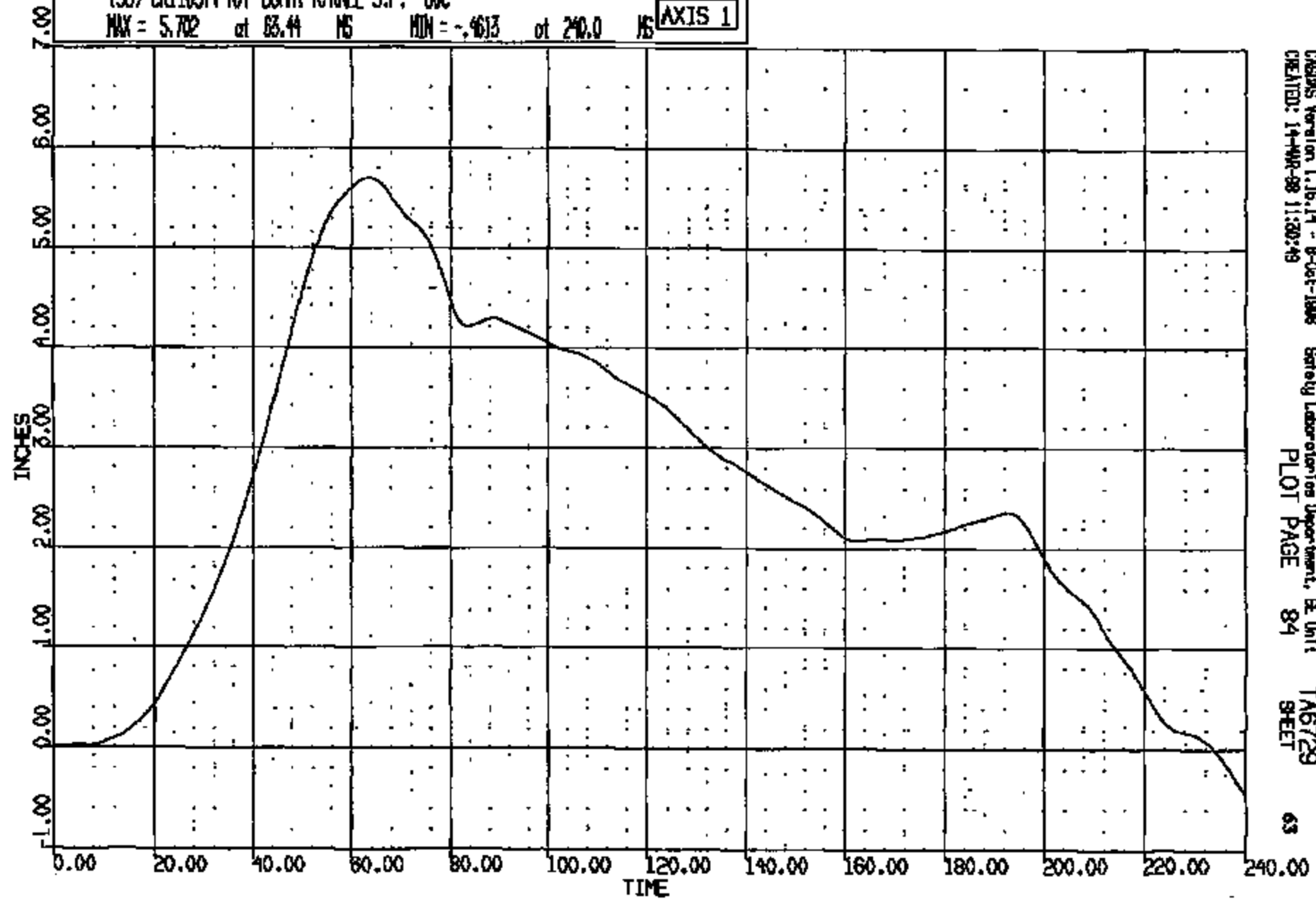


CASME Version 1.16.14 - 8-Oct-1998 Safety Laboratories Department, SE Unit
CREATED: 14-MAR-98 11:20:47
PLOT PAGE 83
TA6729
SHEET

CR R: 11037 TO: TAG729 DATE: 980314 10:44:03
1998 DN-101

(58) CR110371 R/F DUMMY R/KNEE S.P. 60C
MAX = 5.702 at 83.44 MS MIN = -.4613 at 240.0 MS

AXIS 1



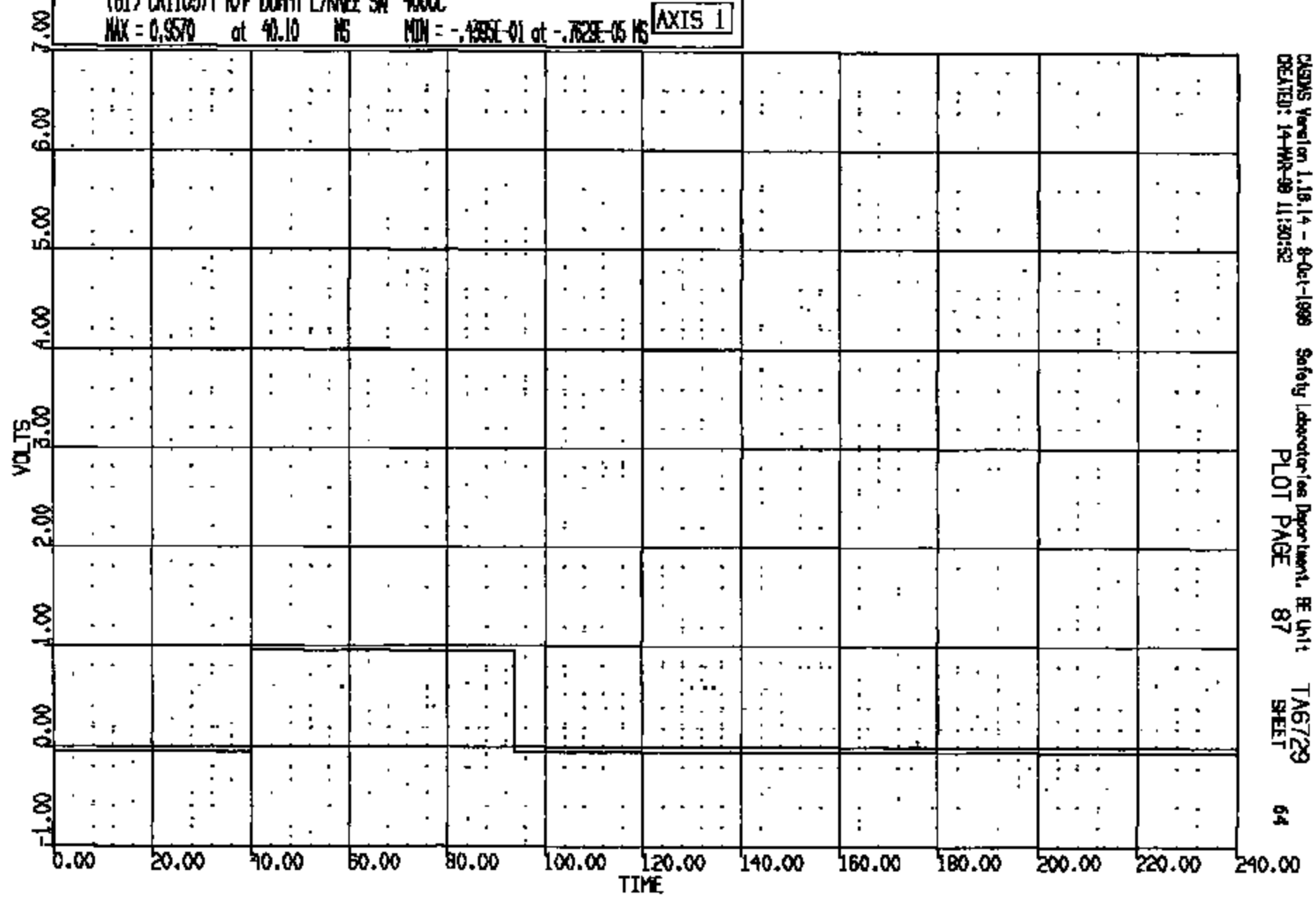
CRSIS Version 1.16.14 - 8-Oct-1998 Safety Laboratories Department, BE Unit
CREATED: 14-NOV-98 11:30:49 PLOT PAGE 84 TAG729 SHEET 63

CRTS 0011037

CR R: 11037 TO: TAB729 DATE: 980514 10:44:03
1998 DN-101

(61) CRI1037T R/F DUMMY L/KNEE SW 4000C
MAX = 0.9570 at 40.10 MS MIN = -.1395E-01 at -.7628E-05 MS

AXIS 1



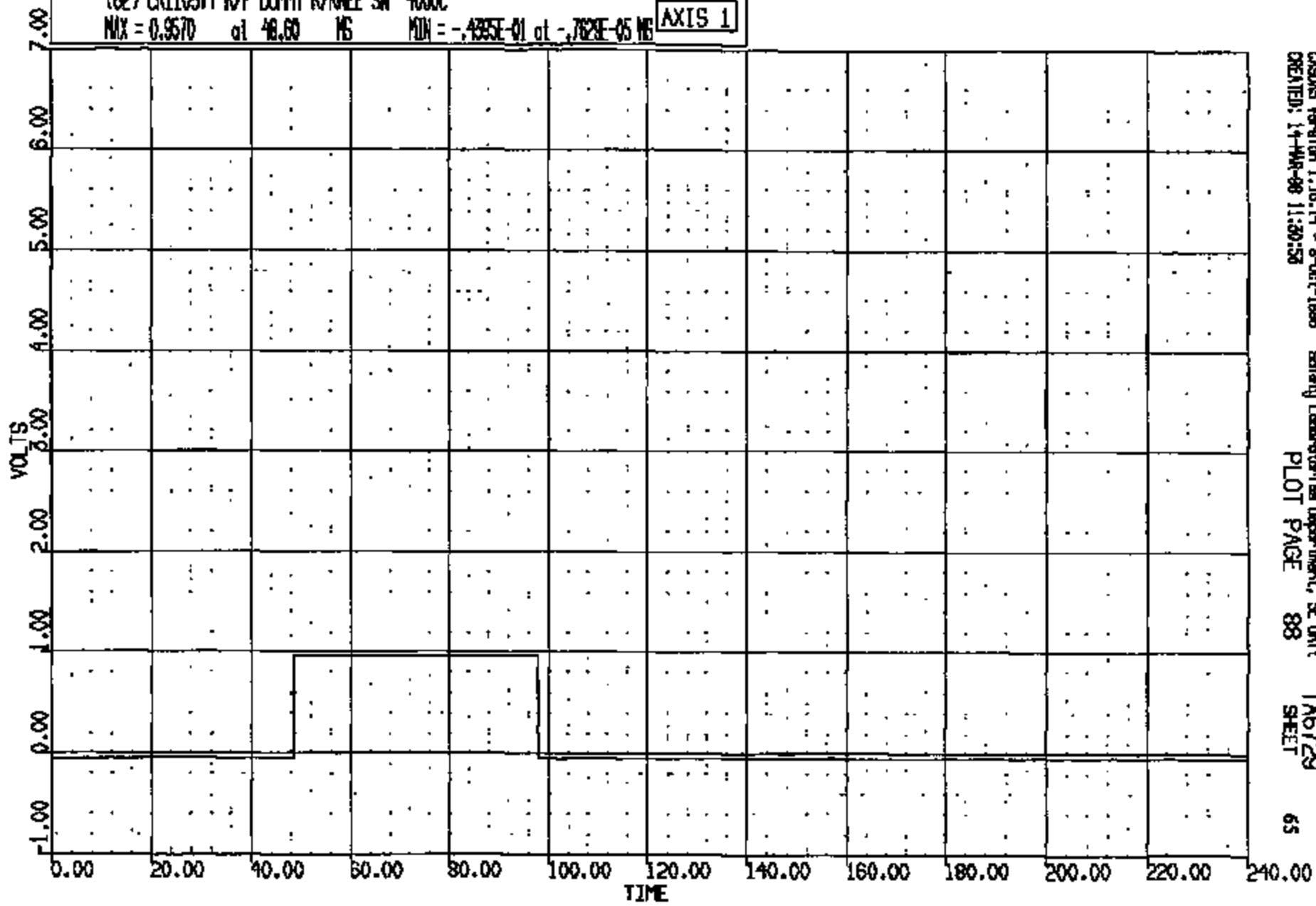
CASMS Version 1.18.14 - 8-Oct-1998 Safety Laboratories Department, BE Unit
CREATED: 14-MAR-98 11:30:52 PLOT PAGE 87 SHEET 64

CRTS 0011037

CR R: 11037 TO: TA6729 DATE: 880519 10:44:05
1988 DN-101

(62) CR11037T R/F DUMMY R/W/NEE SW 4000C
MAX = 0.9570 at 48.60 MS MIN = -.4855E-01 at -.7629E-05 MS

AXIS 1



CRS/MS Version 1.16.14 - 8-Oct-1988 Safety Laboratory Department, SE Unit
CREATED: 14-MAR-88 11:30:53 PLOT PAGE 88 TA6729 SHEET 65

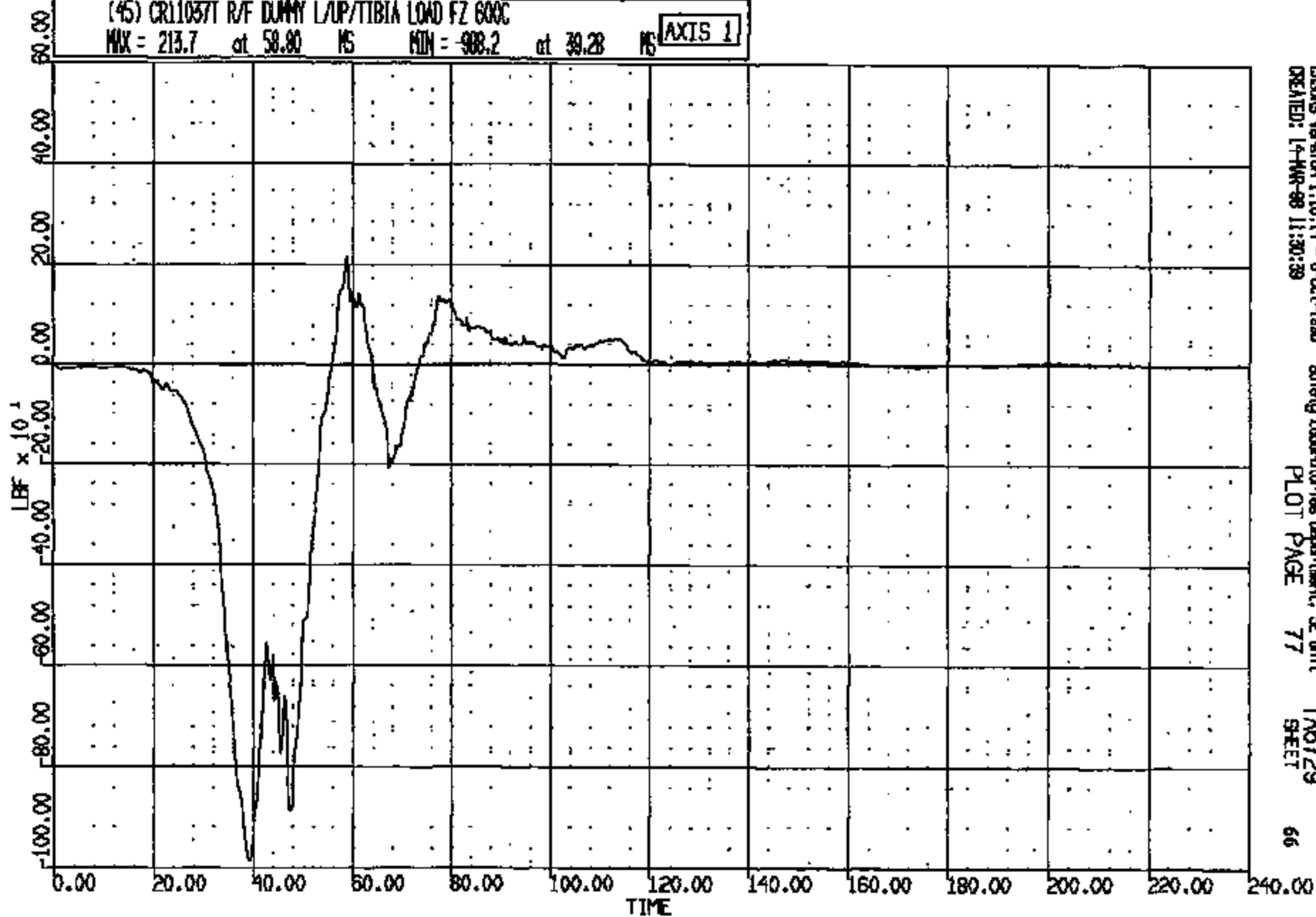
CRTS 0011037

CR R: 11037 TO: TA6729 DATE: 980314 10:44:03
1000 DN-101

(45) CR11037I R/F DUMMY L/UP/TIBIA LOAD FZ 600C

MAX = 213.7 at 58.80 MS MIN = -988.2 at 39.28 MS

AXIS 1



CUSIMS Version 1.16.14 - 8-Oct-1995 Safety Laboratories Department, SE Unit
CREATED: 14-MAR-98 11:30:39 PLOT PAGE 77 TA6729 SHEET 66

CRTS 0011037

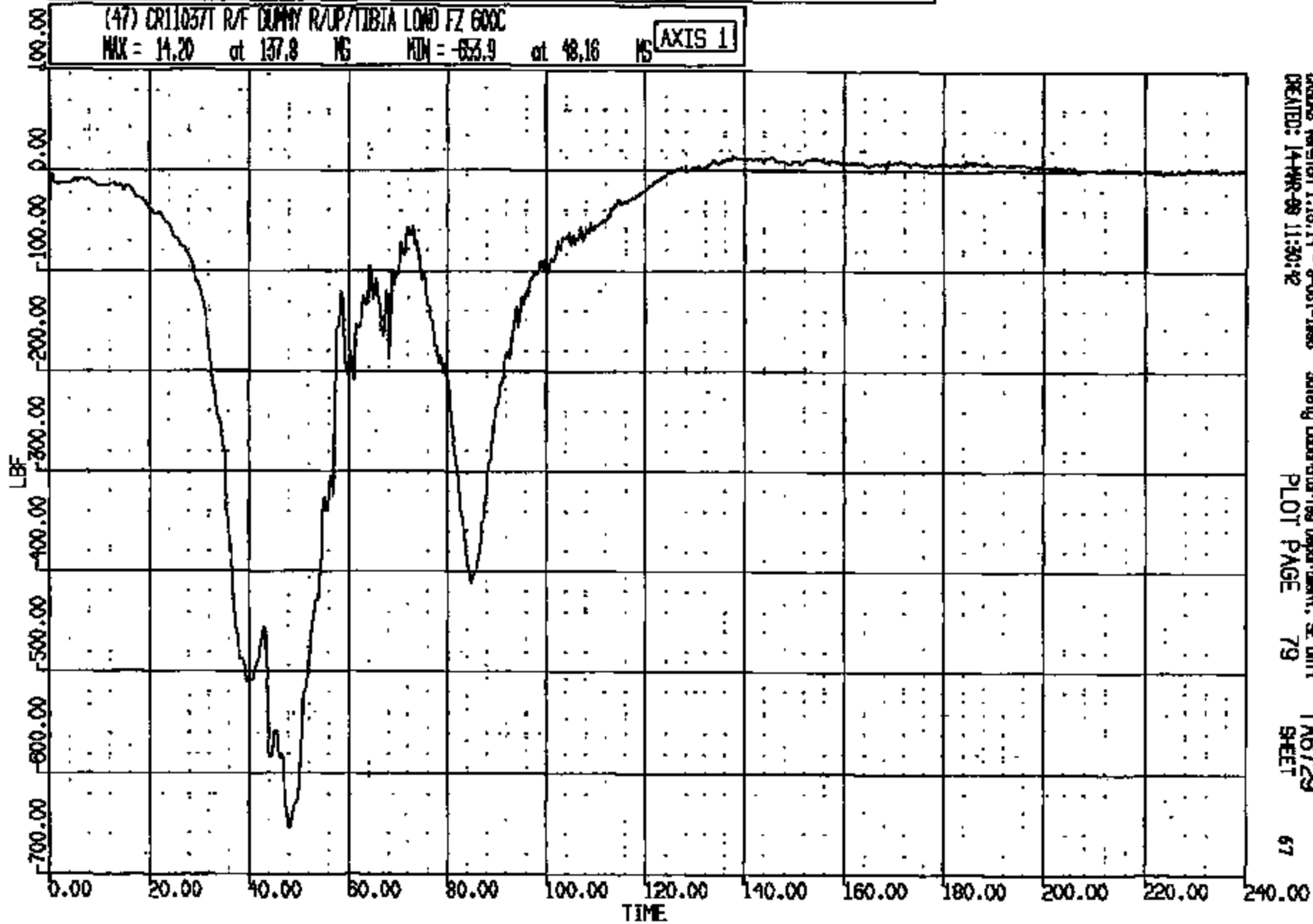
CR R: 11037 TO: TA8729 DATE: 990514 10:44:05

1999 DN-101

(47) CR11037T R/F DUMMY R/UP/TIBIA LOAD FZ 600C

MAX = 14.20 at 137.8 MS MIN = -653.9 at 48.16 MS

AXIS 1



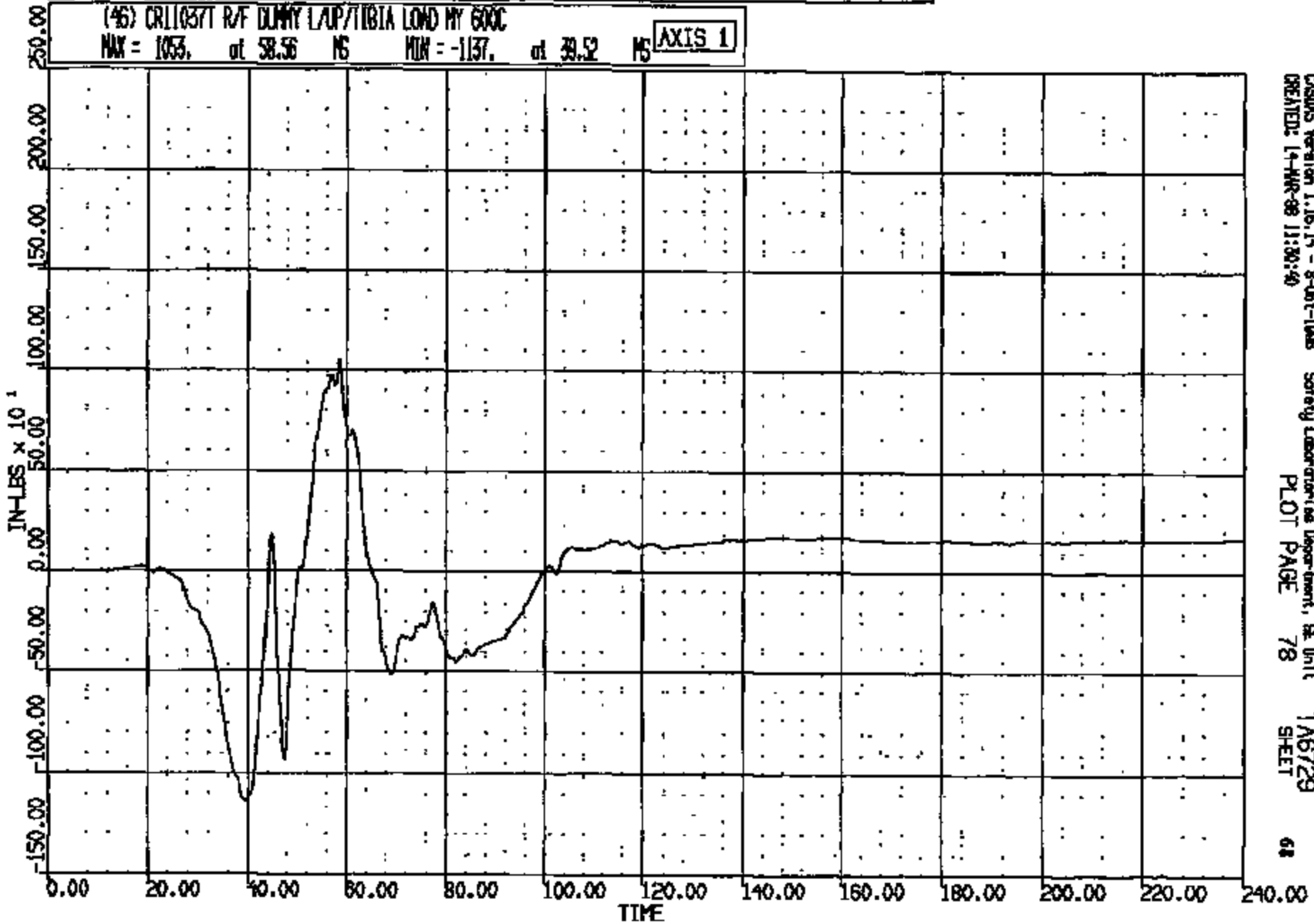
CRS Version 1.16.14 - 9-01-1995
CREATED: 14-MAR-99 11:30:42

Safety Laboratory Department, SE Unit
PLOT PAGE 79

TA8729
SHEET

CR R: 11037 TO: T16729 DATE: 880314 10:44:05
1988 DN-101

(45) CR11037T R/F DUMMY LAP/TIBIA LOAD NY 600C
MAX = 1053. at 58.56 MS MIN = -1137. at 39.52 MS **AXIS 1**

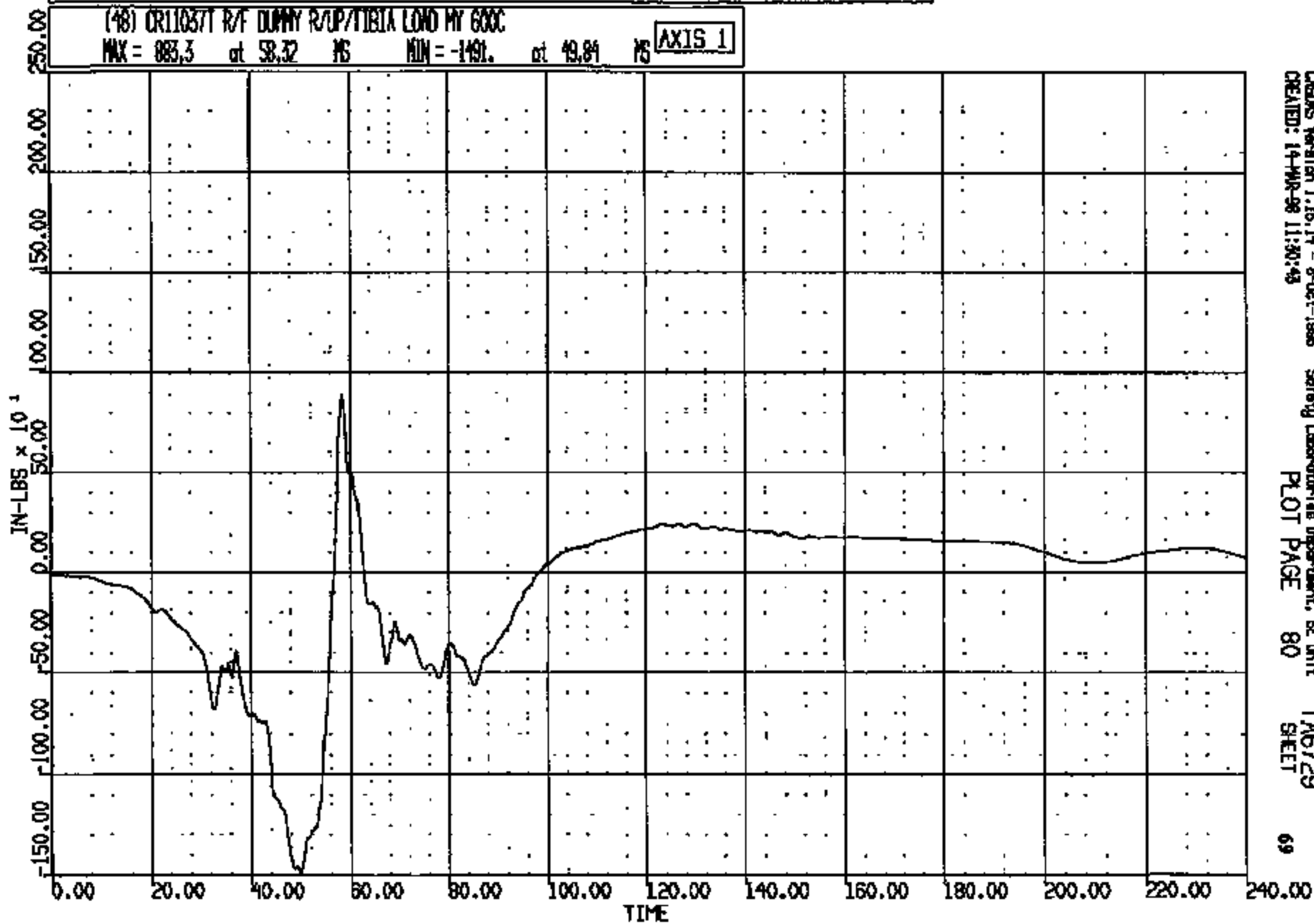


CASAS Version 1.16.14 - 8-Oct-1988 Safety Laboratories Department, SE Unit
CREATED: 14-MAR-88 11:30:40 PLOT PAGE 78 T16729 SHEET 68

CRTS 0011037

CR R: 11037 TO: TA6729 DATE: 880214 10:44:03
1988 DN-101

(48) CR11037T R/F DUMMY R/UP/TIBIA LONO MY 600C
MAX = 883.3 at 58.32 MS MIN = -1491. at 49.84 MS **AXIS 1**



CRAMS Version 1.16.14 - 8-Oct-1988
CREATED: 14-MAR-88 11:50:48

Safety Laboratory Department, EE Unit
PLOT PAGE 80

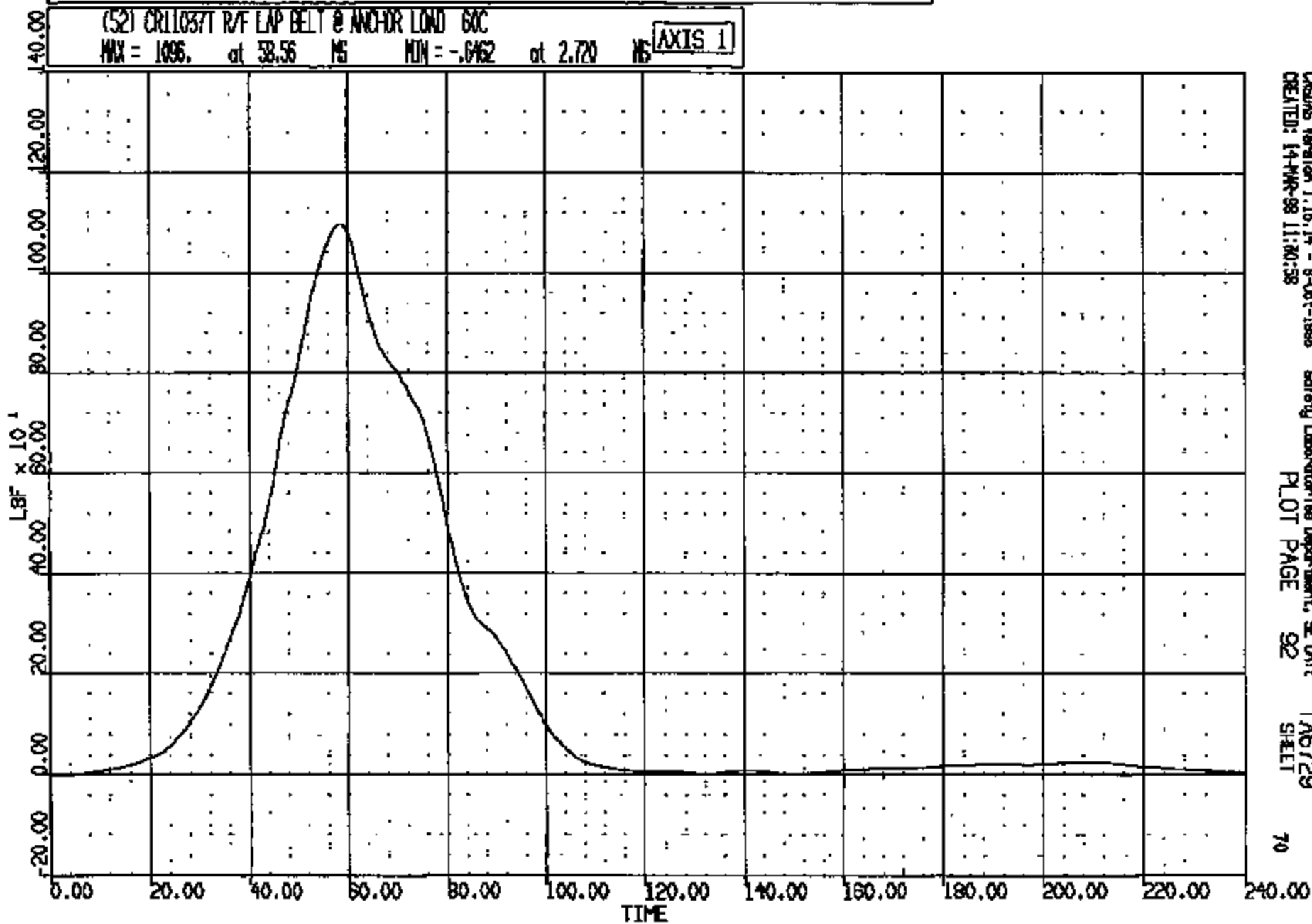
TA6729
SHEET

69

CRTS 0011037

CR R: 11037 TO: TA6729 DATE: 880314 10:44:03
1888 DN-101

(52) CR11037T R/F LAP BELT @ ANCHOR LOAD 60C
MAX = 1095. at 58.56 MS MIN = -.6462 at 2.720 MS **AXIS 1**

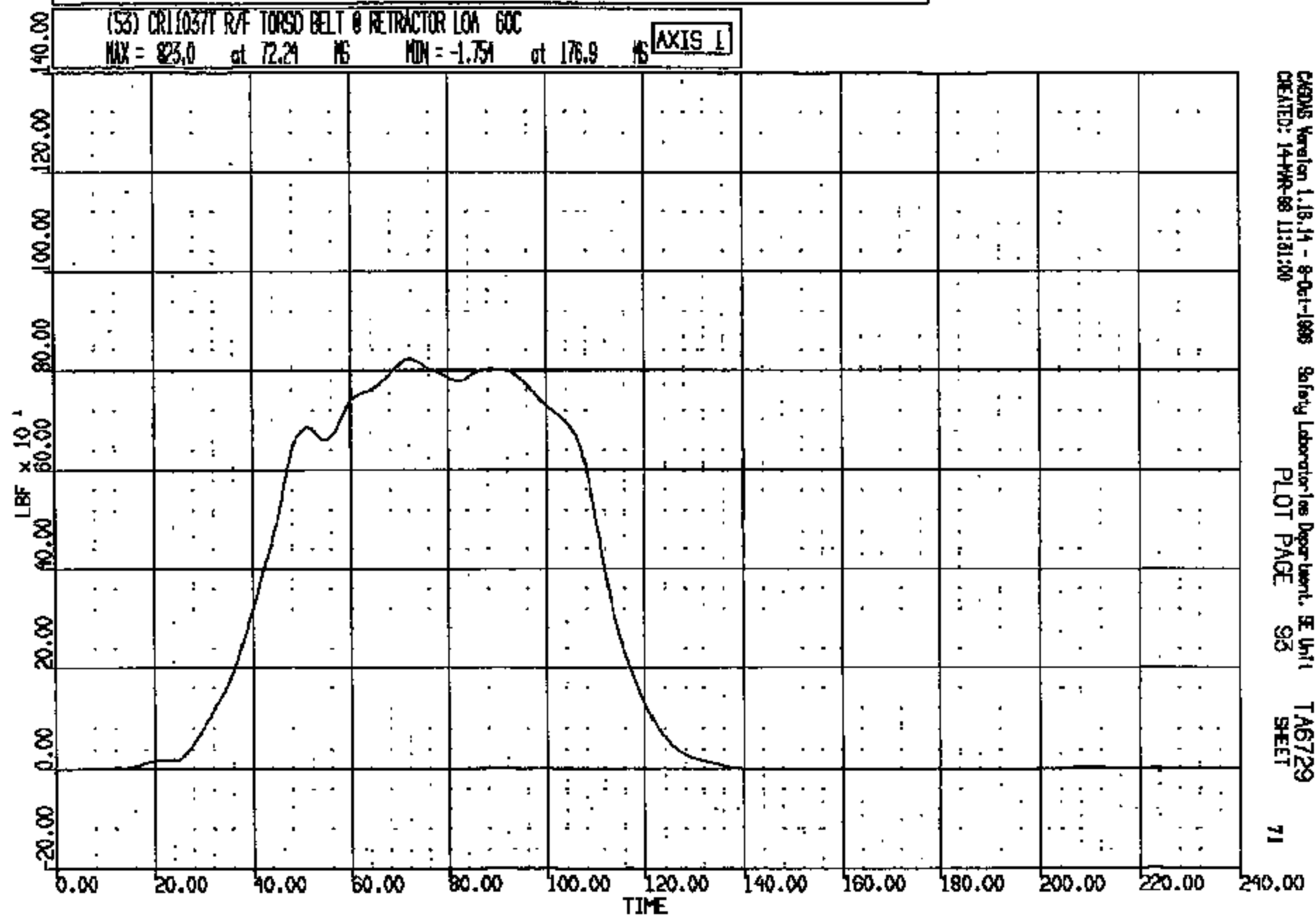


CASAS Version 1.18.14 - 8-Oct-1988 Safety Laboratories Department, SE Unit
CREATED: 14-MAR-88 11:40:58 PLOT PAGE 92 TA6729
SHEET 70

CRTS 0011037

CR R: 11087 TO: TA6729 DATE: 980314 10:44:05
1998 DN-101

(53) CR110377 R/F TORSO BELT @ RETRACTOR LOA 60C
MAX = 823.0 at 72.24 MS MIN = -1.751 at 176.9 MS **AXIS 1**

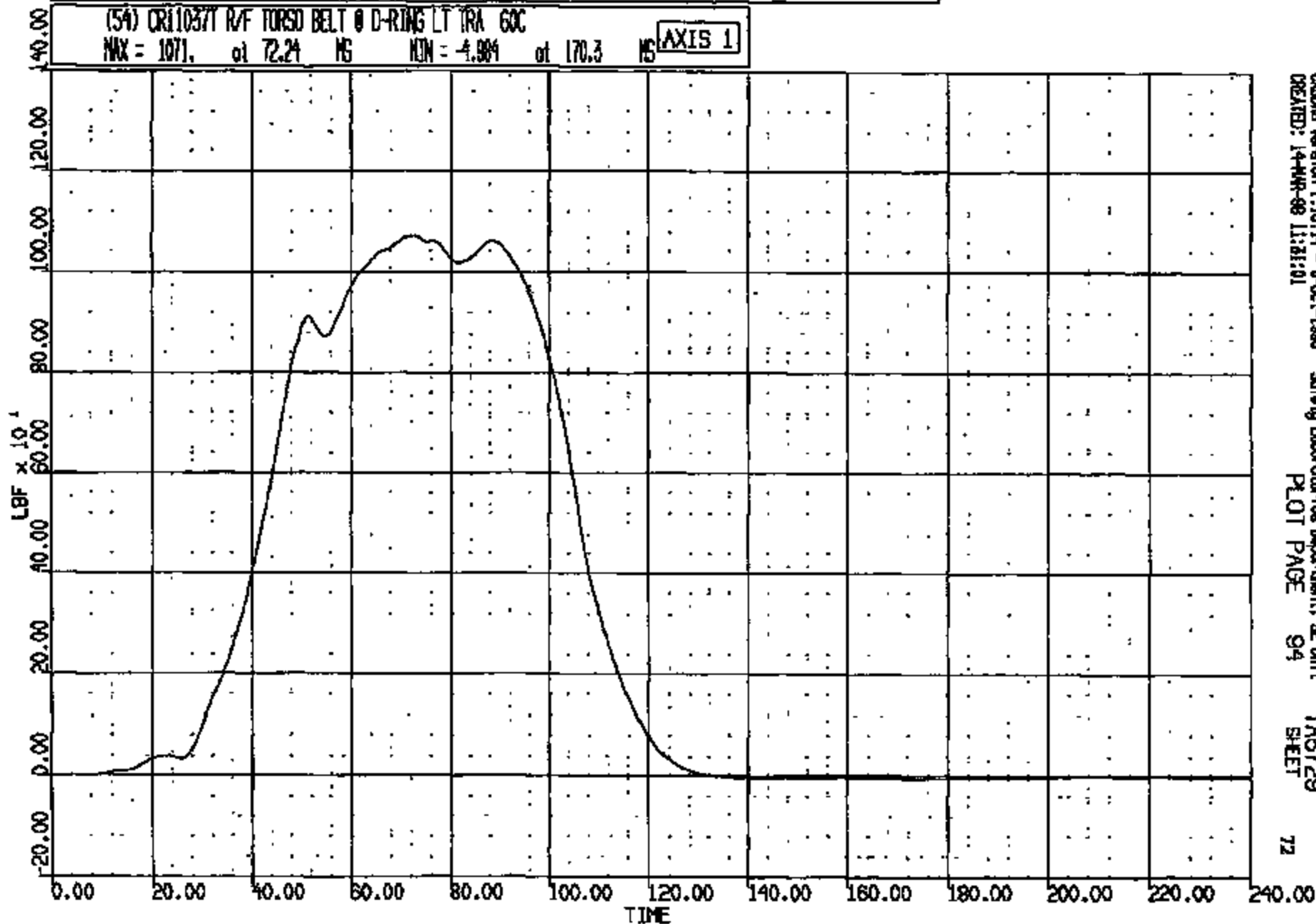


CRSIS Version 1.18.14 - 8-Oct-1998 Safety Laboratories Department, SE Unit
CREATED: 14-MAR-98 11:31:00 PLOT PAGE 93 TA6729 SHEET 71

CRIS 0011037

CR R: 11037 TD: TAB729 DATE: 980514 10:44:05
1999 DN-101

(54) CR110377 R/F TORSO BELT @ D-RING LT TRA GOC
MAX = 1071. of 72.24 MS MIN = -4.984 of 170.3 MS **AXIS 1**

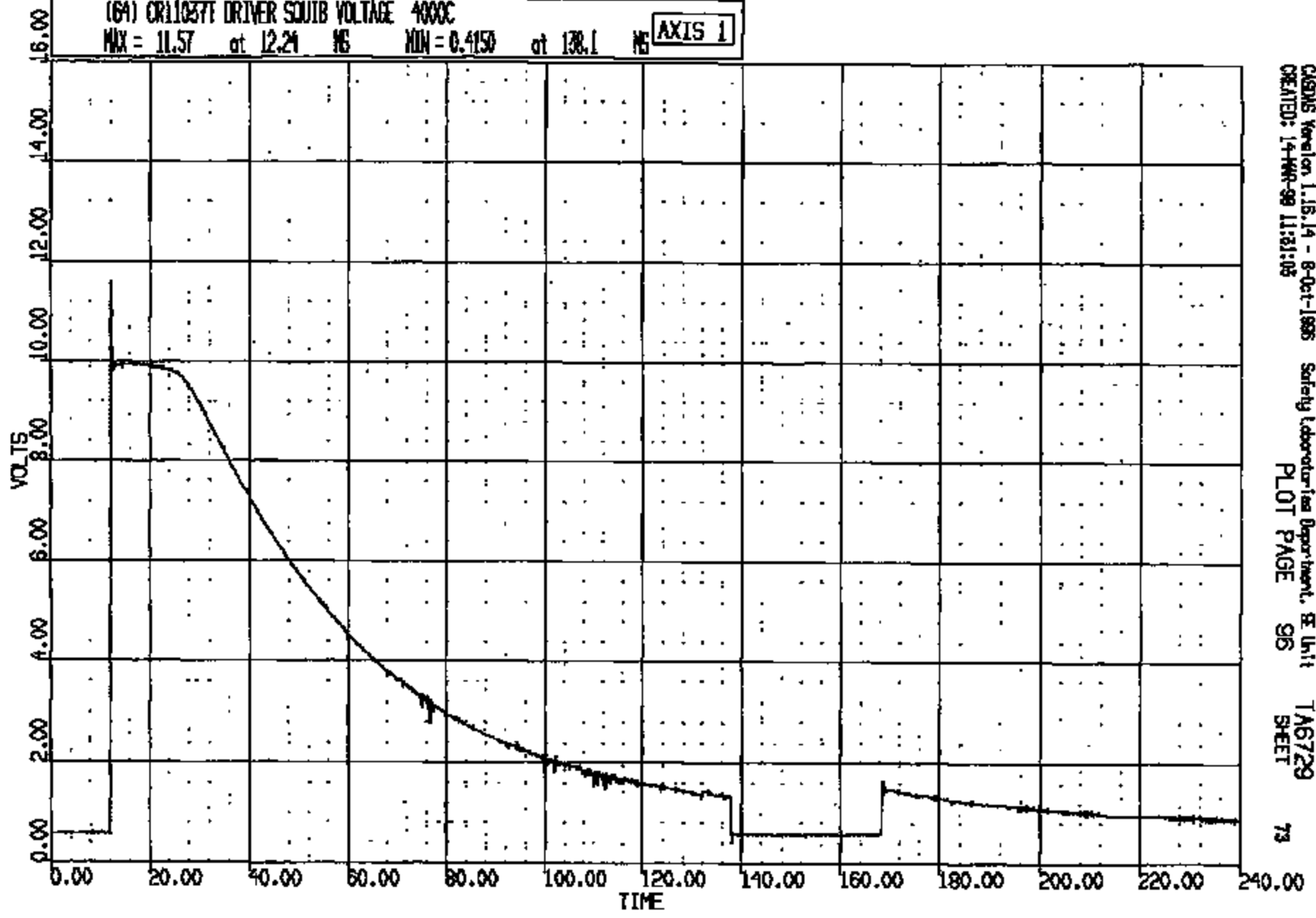


CASIMS Version 1.16.14 - 8-Oct-1998 Safety Laboratory Department, SE Unit
CREATED: 14-MAR-98 11:35:01
PLOT PAGE 94 SHEET 72

CRTS 0011037

CR #: 11037 TO: TA6729 DATE: 980314 10:44:03
1998 DN-101

(64) CR11037E DRIVER SCUB VOLTAGE 4000C
MAX = 11.57 at 12.24 NS MIN = 0.4150 at 138.1 NS **AXIS 1**

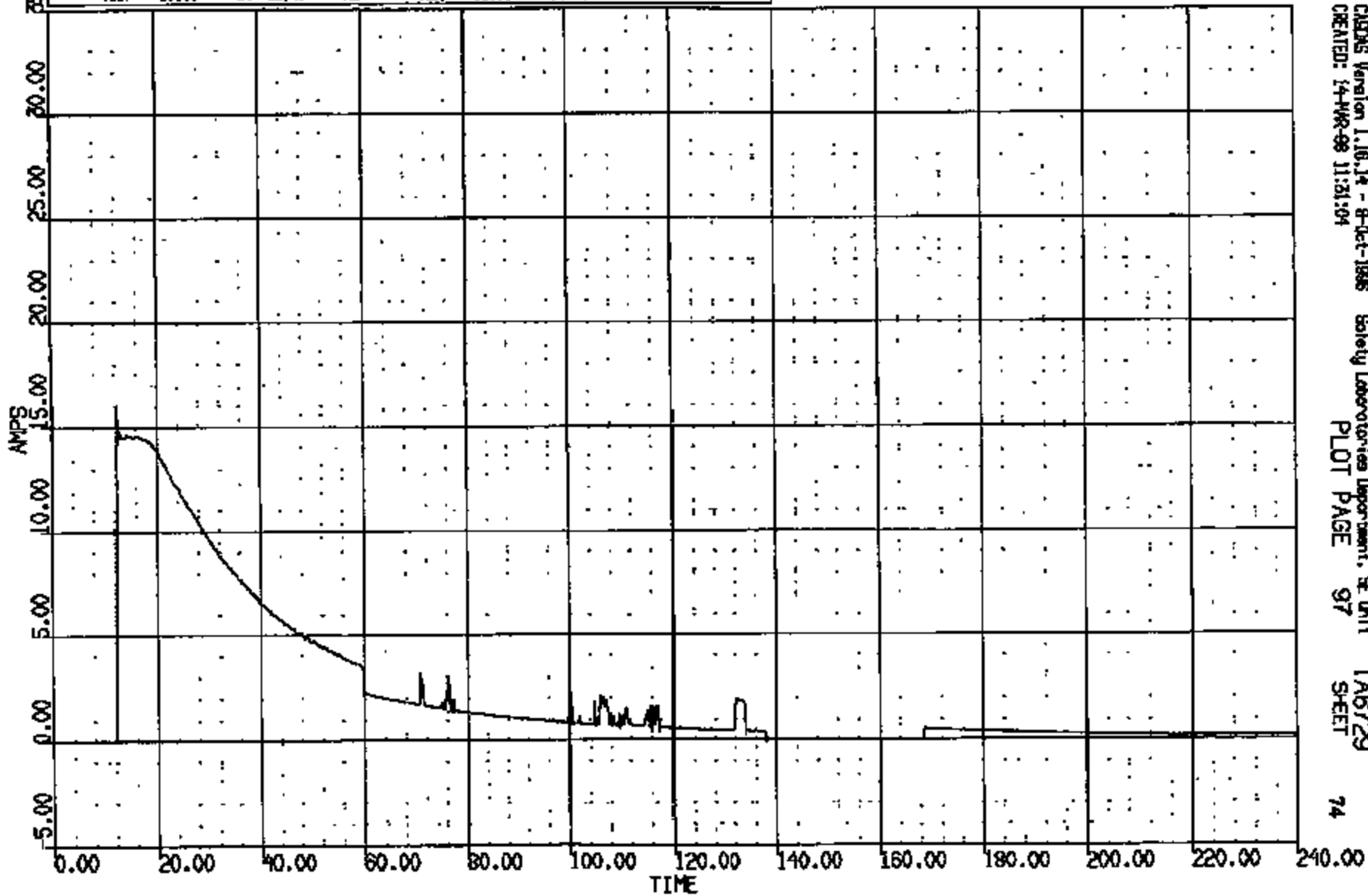


CASIMS Version 1.15.14 - 8-Oct-1995 Safety Laboratories Department, B Unit
CREATED: 14-MAR-98 11:31:03
PLOT PAGE 96
T A6729
SHEET 73

CRTS 0011037

CR R: 11057 TO: TA6729 DATE: 080214 10:44:03
1999 DN-101

(65) CR110371 DRIVER SOUTH CURRENT 4000C
MAX = 16.05 at 12.40 MS MIN = -.1999 at 138.1 MS **AXIS 1**



CADDS Version 1.10.14 - 8-Oct-1998
CREATED: 14-MAR-99 11:51:04

Safety Laboratories Department, SE Unit
PLOT PAGE 97

TA6729
SHEET

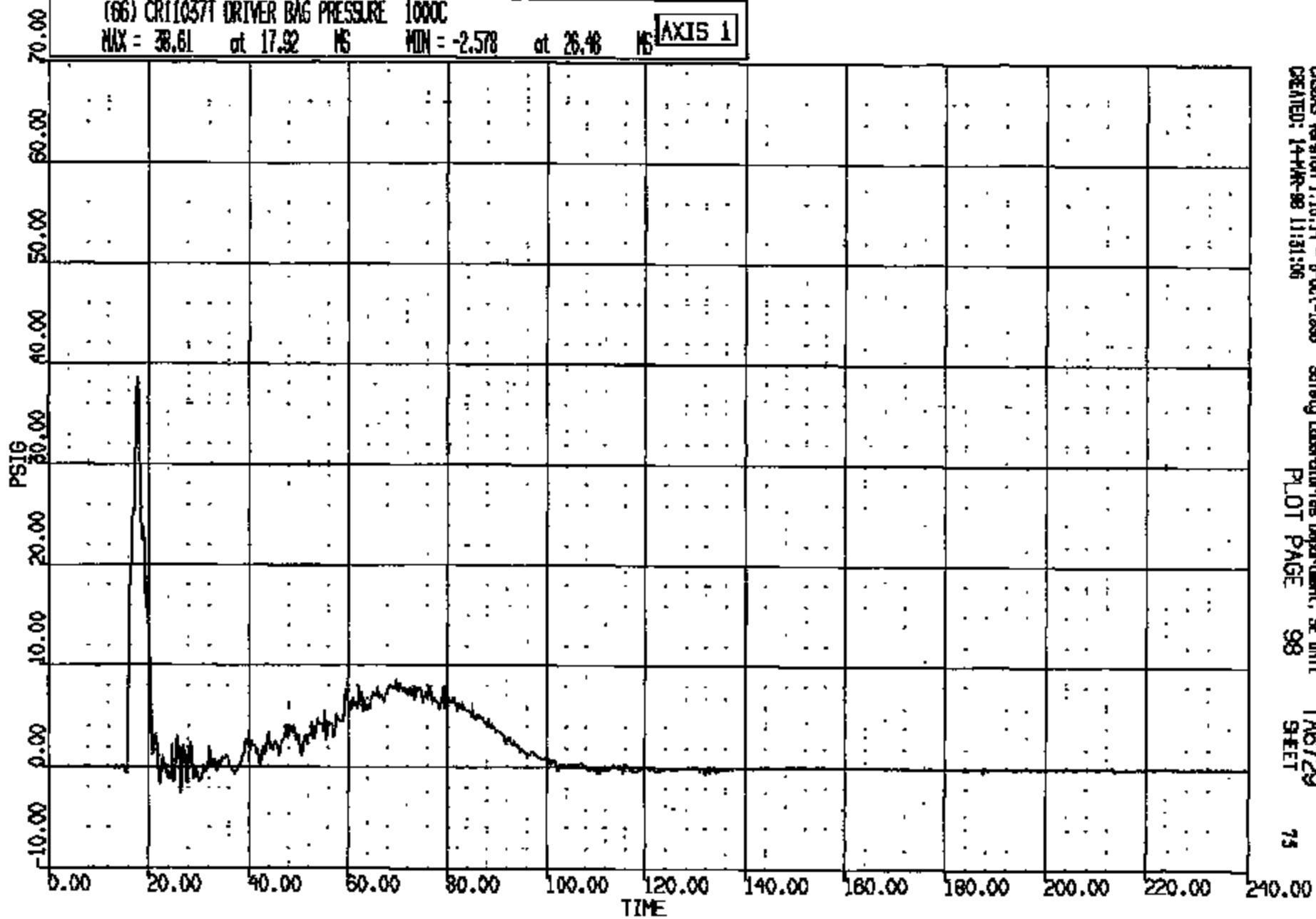
74

CR11037

CR R: 11037 TO: TA6729 DATE: 980514 10:44:03
1998 DN-101

(66) CR11037 DRIVER BAG PRESSURE 1000C
MAX = 38.61 at 17.92 MS MIN = -2.578 at 26.48 MS

AXIS 1

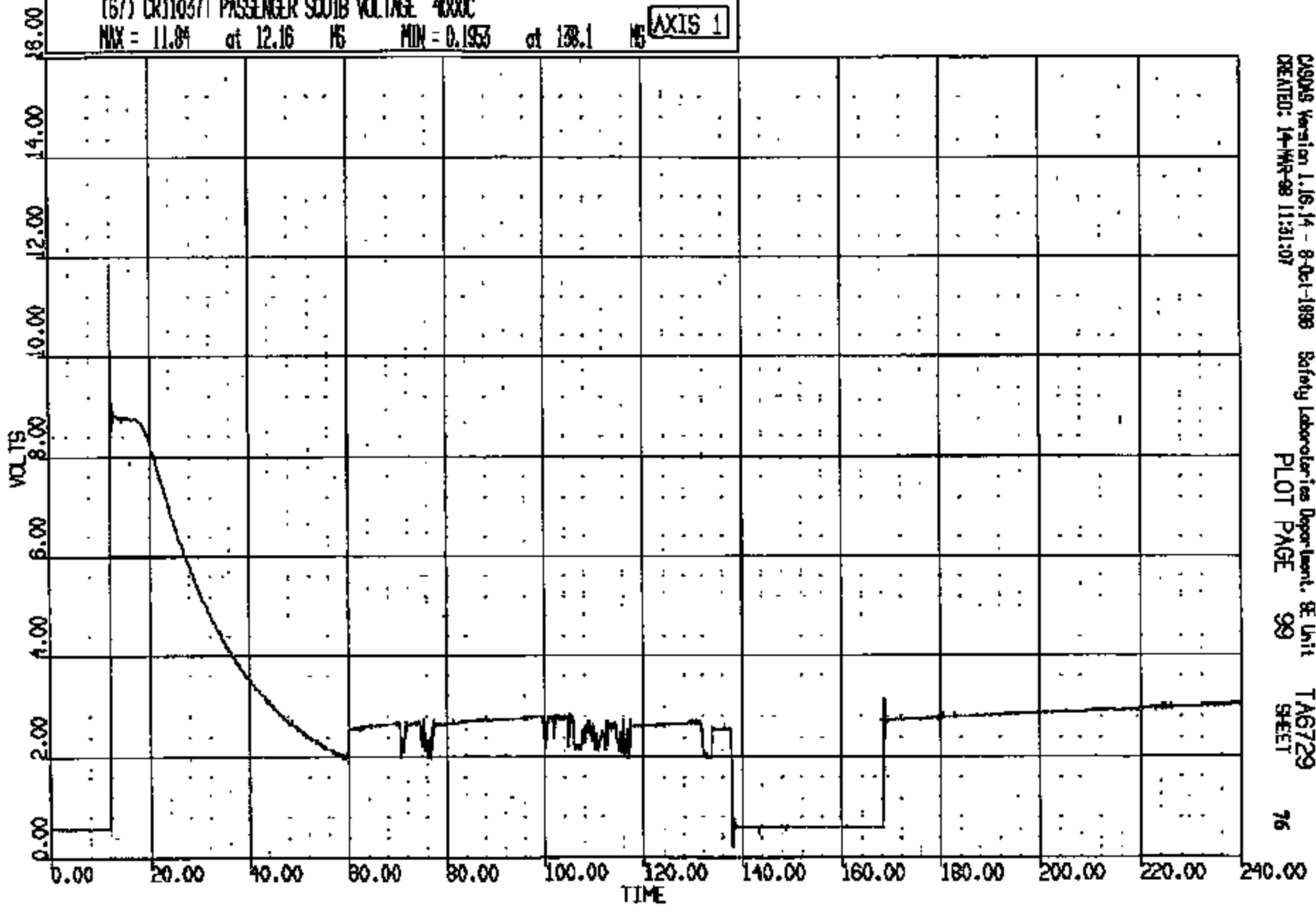


CASYS Version 1.16.14 - P-Oct-1998 Safety Laboratories Department, SE Unit TA6729
CREATED: 14-MAR-98 11:31:06 PLOT PAGE 98 SHEET 75

CRIS 0011037

CR R: 11087 TO: TA6729 DATE: 880514 10:44:03
1988 DN-101

(67) CR110377 PASSENGER SCUB VOLTAGE 4000C
MAX = 11.84 at 12.16 MS MIN = 0.1953 at 138.1 MS **AXIS 1**

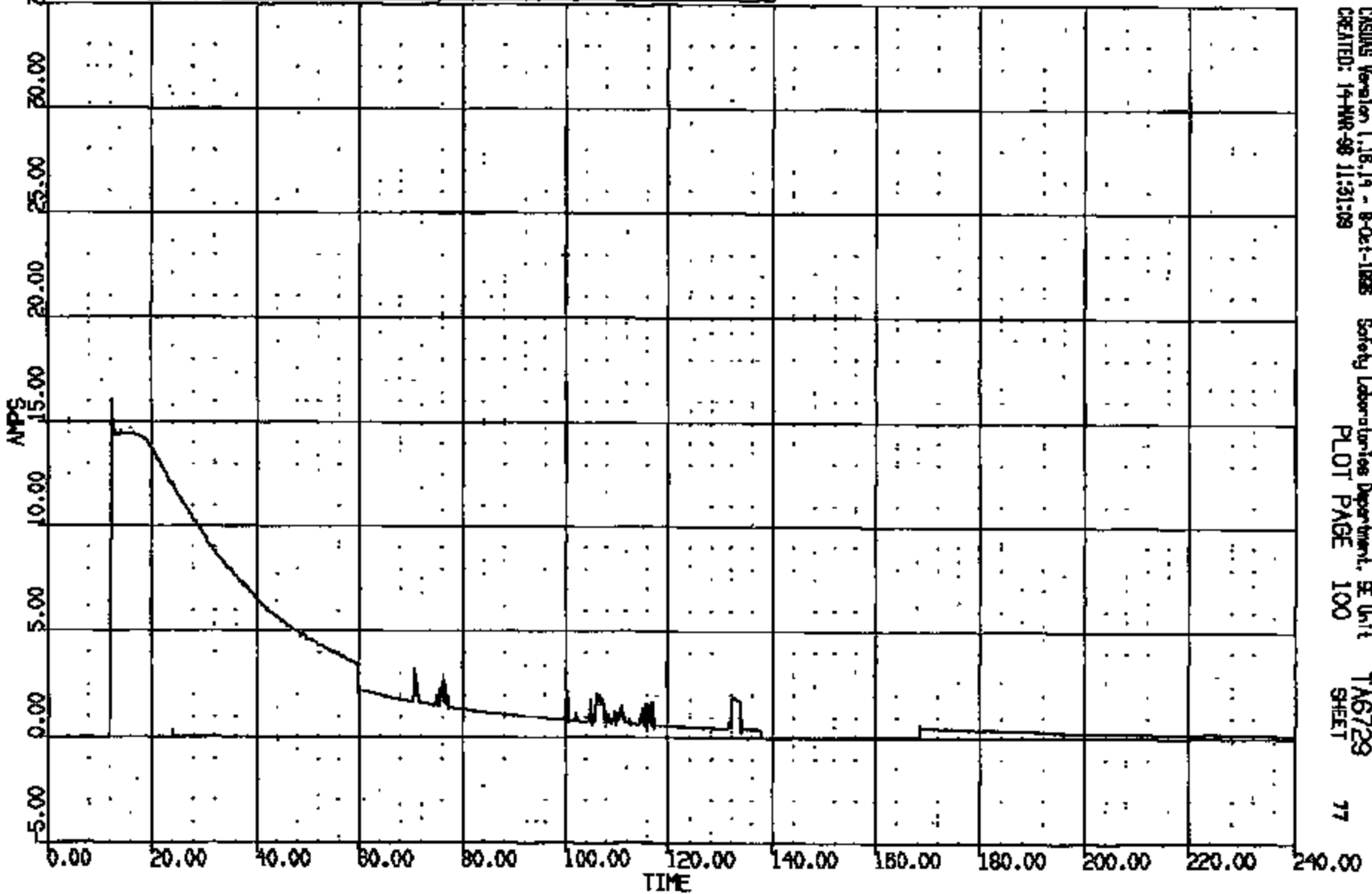


CRS005 Version 1.16.14 - 8-Oct-1988 Safety Laboratories Department, BE Unit TA6729
CREATED: 14-MAR-88 11:31:07 PLOT PAGE 99 SHEET 76

CRIS 0011037

CR R: 11037 TO: TA6729 DATE: 980514 10:44:03
1998 DN-101

(68) CR110371 PASSENGER SOUTH CURRENT 4000C
MAX = 16.13 at 12.40 MS MIN = -.1089 at 138.1 MS **AXIS 1**



CASINS Version 1.18.14 - B-04-11828
CREATED: 14-MAR-98 11:31:03

Safety Laboratories Department, EE Unit
PLOT PAGE 100

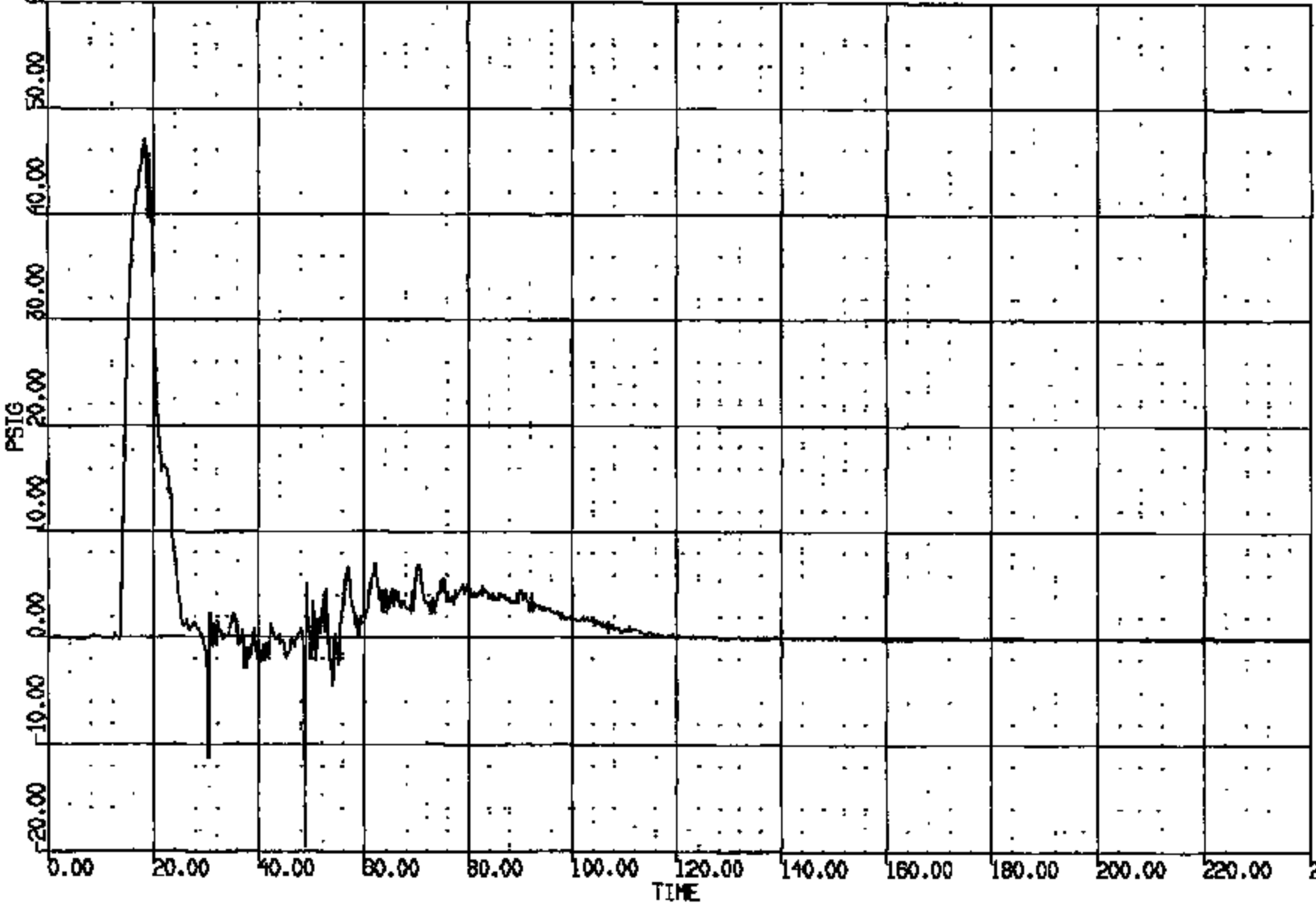
TA6729
SHEET

77

CRTS 0011037

CR RI 11037 TO: TAG729 DATE: 980514 10:44:05
1998 DN-101

(69) CR11037T PASSENGER BAG PRESSURE 1000C
MAX = 46.97 at 18.24 MS MIN = -19.52 at 28.72 MS AXIS 1

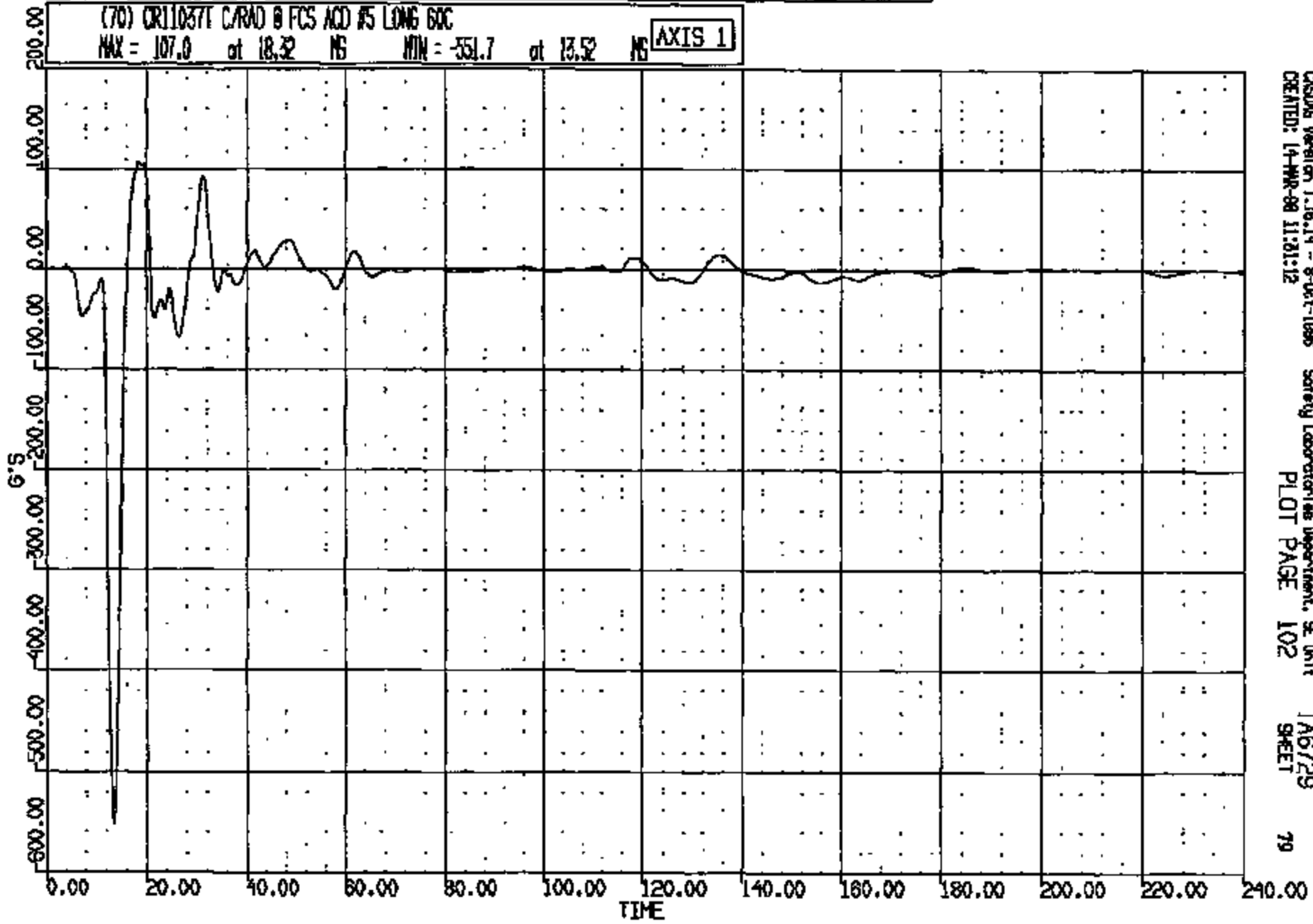


CASDAS Version 1.16.14 - 9-Oct-1998 Safety Laboratories Department, SE Unit TAG729
CREATED: 14-MAR-98 11:31:10 PLOT PAGE 101 SHEET 78

CRTS 0011037

CR R: 11037 TO: TA6729 DATE: 880314 10:44:03
1988 DN-101

(70) CR11037T CARAD @ FCS ACC #5 LONG 60C
MAX = 107.0 at 18.32 NS MIN = -551.7 at 13.52 NS **AXIS 1**



CASDAS Version 1.16.14 - 8-Oct-1988 Safety Laboratories Department, SE Unit
CREATED: 14-MAR-88 11:21:12 PLOT PAGE 102 TA6729 SHEET 79

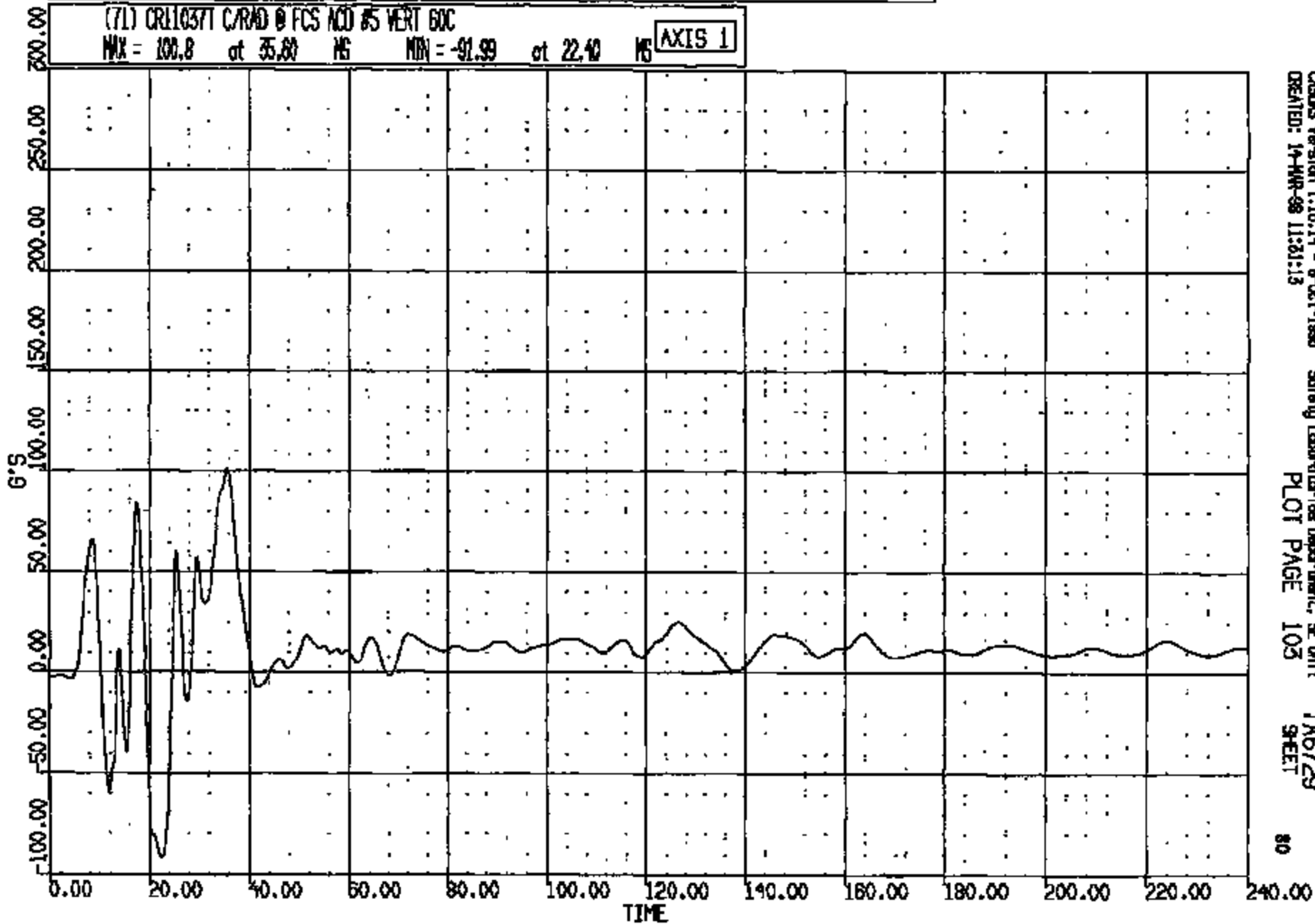
CRTS 0011037

CR R: 11087 TO: TA6729 DATE: 980514 10:44:06
1998 DN-101

(71) CR110371 C/RAD @ FCS ACD #5 VERT 60C

MAX = 100.8 at 35.80 MS MIN = -91.99 at 22.40 MS

AXIS 1



CRS Version 1.16.14 - 8-Oct-1998
CREATED: 14-MAR-98 11:31:13

Safety Laboratories Department, SE Unit
PLOT PAGE 105

TA6729
SHEET

80

CR11037

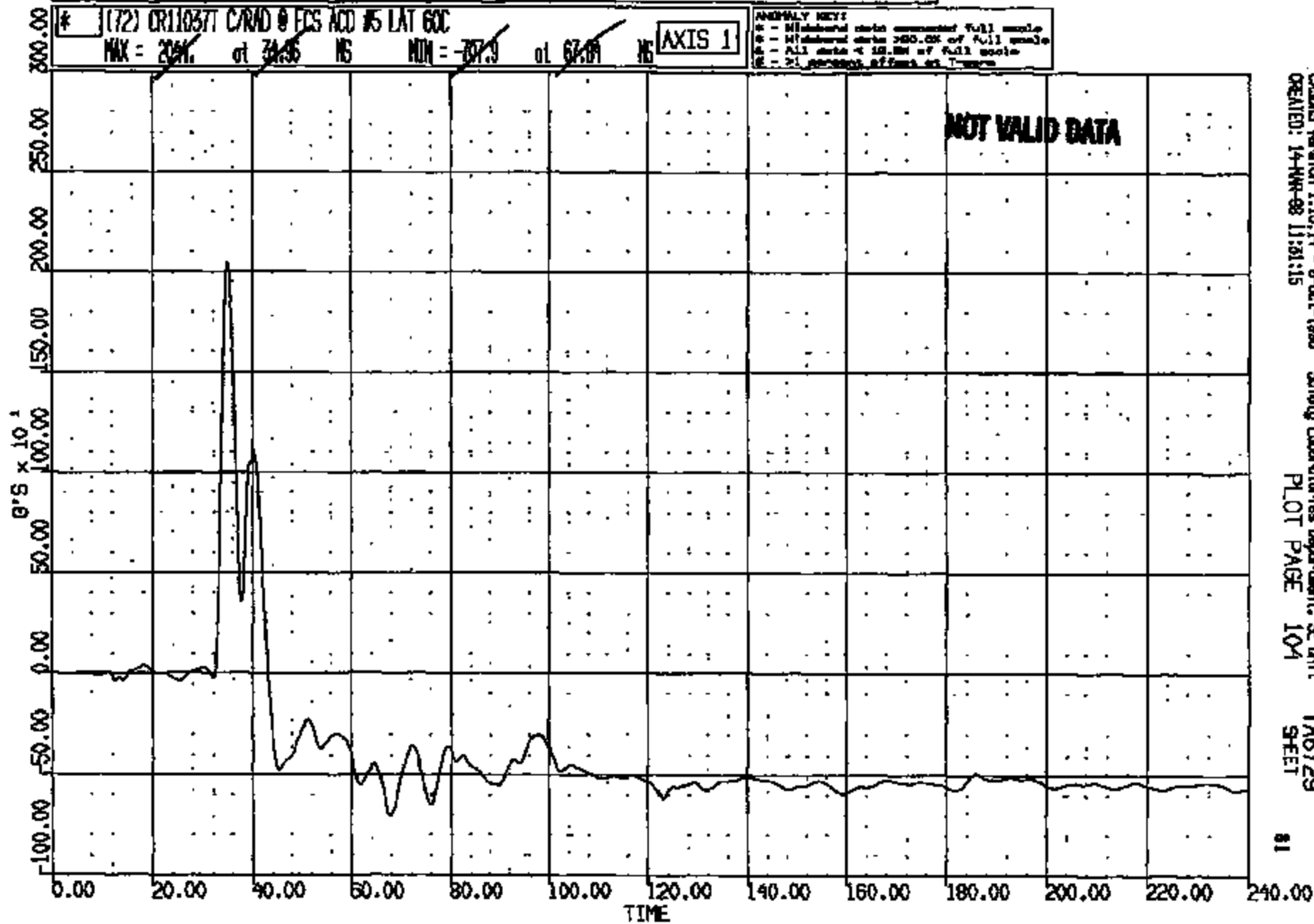
CR R: 11037 TO: TA6729 DATE: 980314 10:44:03
1998 DN-101

(72) CR11037T C/RND @ FCS ACC #5 LAT 60C

MAX = 204% of 30.95 NS MIN = -707.9 of 67.09 NS

AXIS 1

ANALYSIS KEY:
* - Minimum data presented full scale
* - Minimum data 250.0% of full scale
* - All data < 10.0% of full scale
* - 2% percent offset at 1.0000



CRSIS Version 1.16.14 - 9-01-1998
CREATED: 14-MAR-98 11:51:15

Safety Laboratories Department, SE Unit
PLOT PAGE 104

TA6729
SHEET

81

CRTS 0011037

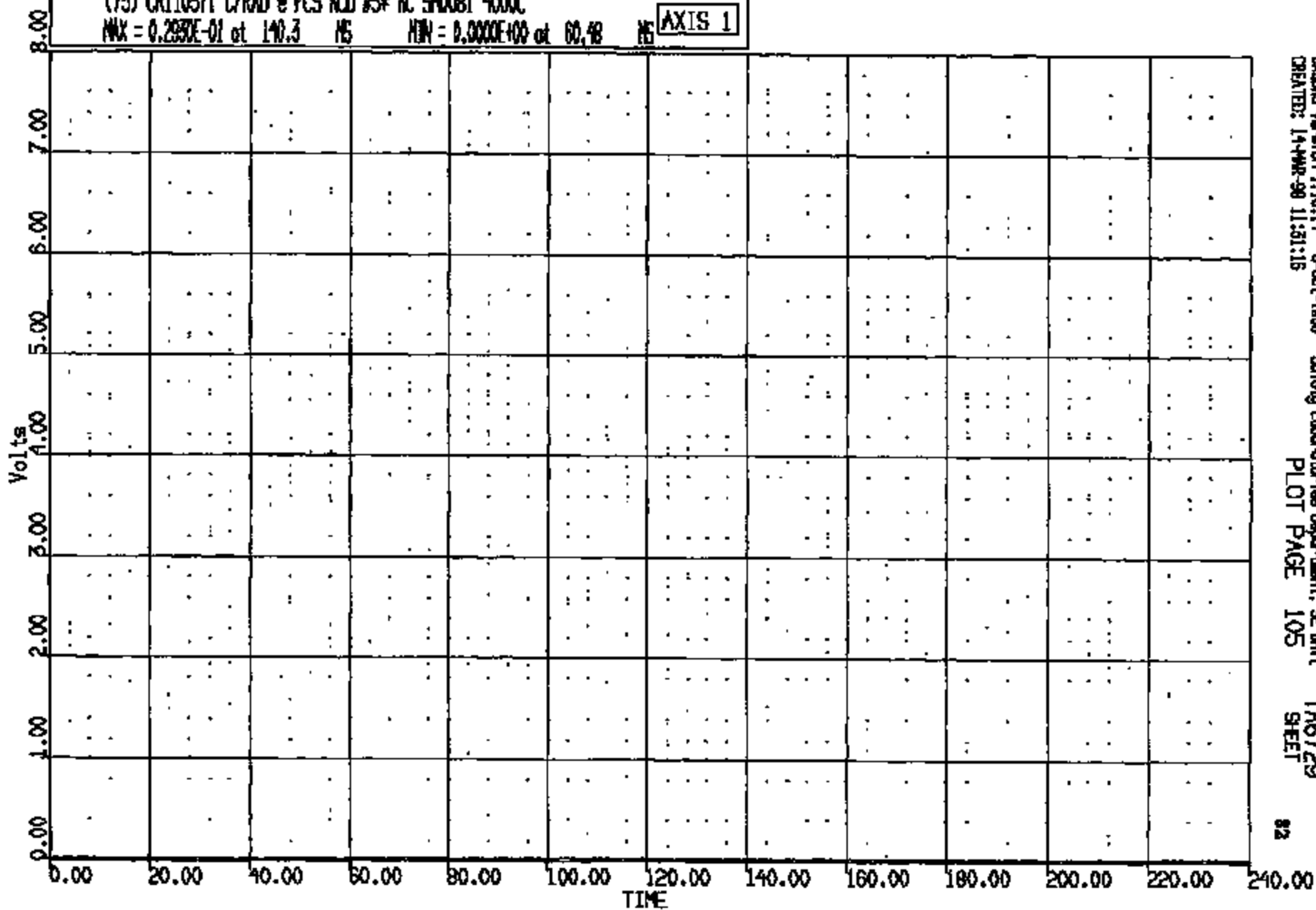
CR R: 11037 TO: TA6729 DATE: 980314 10:44:03

1998 DN-101

(73) CR110371 C/RAD @ FCS ACD #5+ IC 590081 4000C

MAX = 0.2937E-01 at 140.3 MS MIN = 0.0000E+00 at 60.48 MS

AXIS 1



CASUS Version 1.16.14 - 8-Oct-1998
CREATED: 14-MAR-98 11:51:15

Safety Laboratories Department, SE Unit
PLOT PAGE 105

TA6729
SHEET

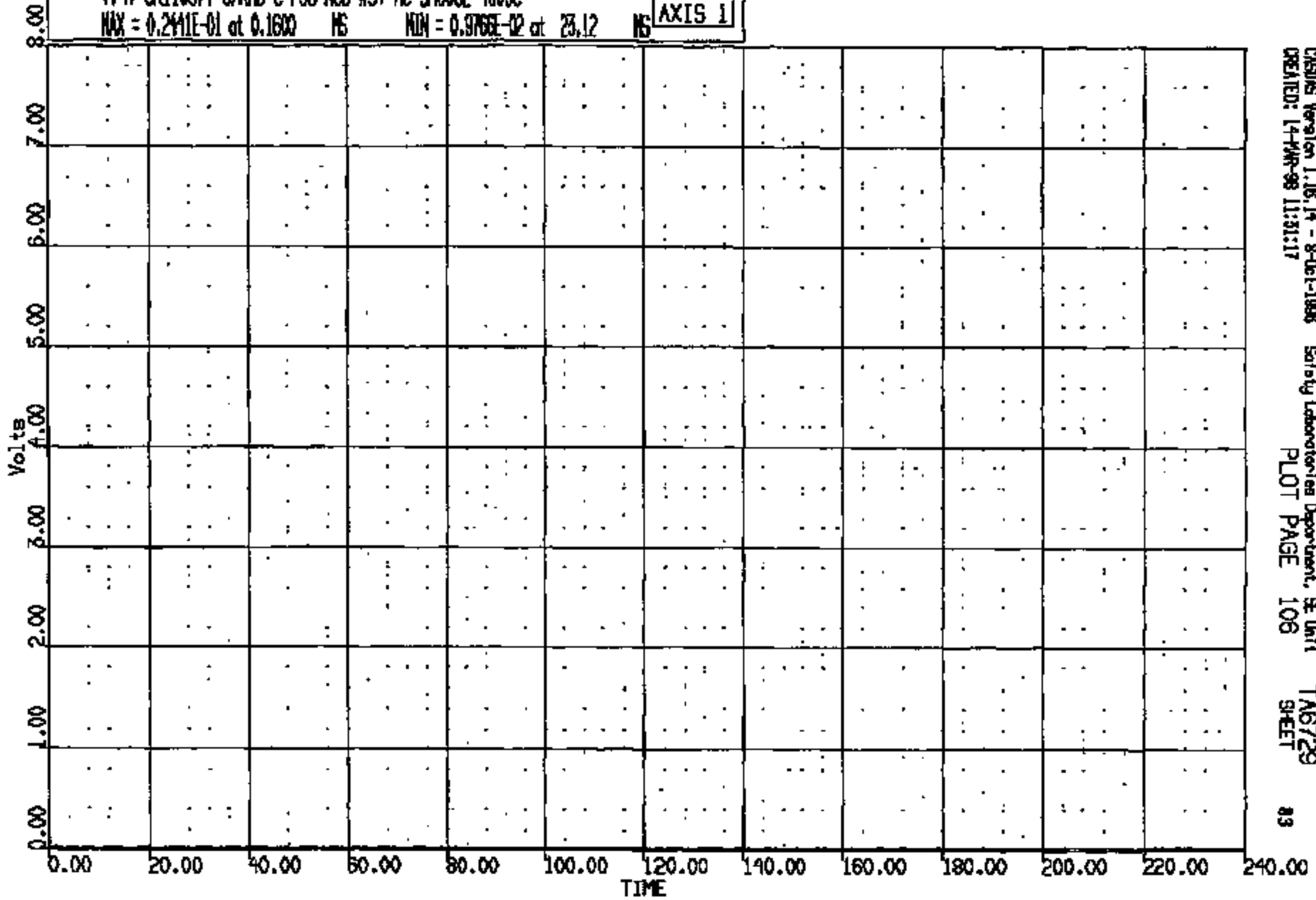
82

CRTS 0011037

CR R: 11037 TO: TA6729 DATE: 980314 10:44:08
1998 DN=101

(74) CR110371 CARAD @ FCS ACD #5* AC 540082 4000C
MAX = 0.2411E-01 at 0.1600 NS MIN = 0.9766E-12 at 23.12 NS

AXIS 1



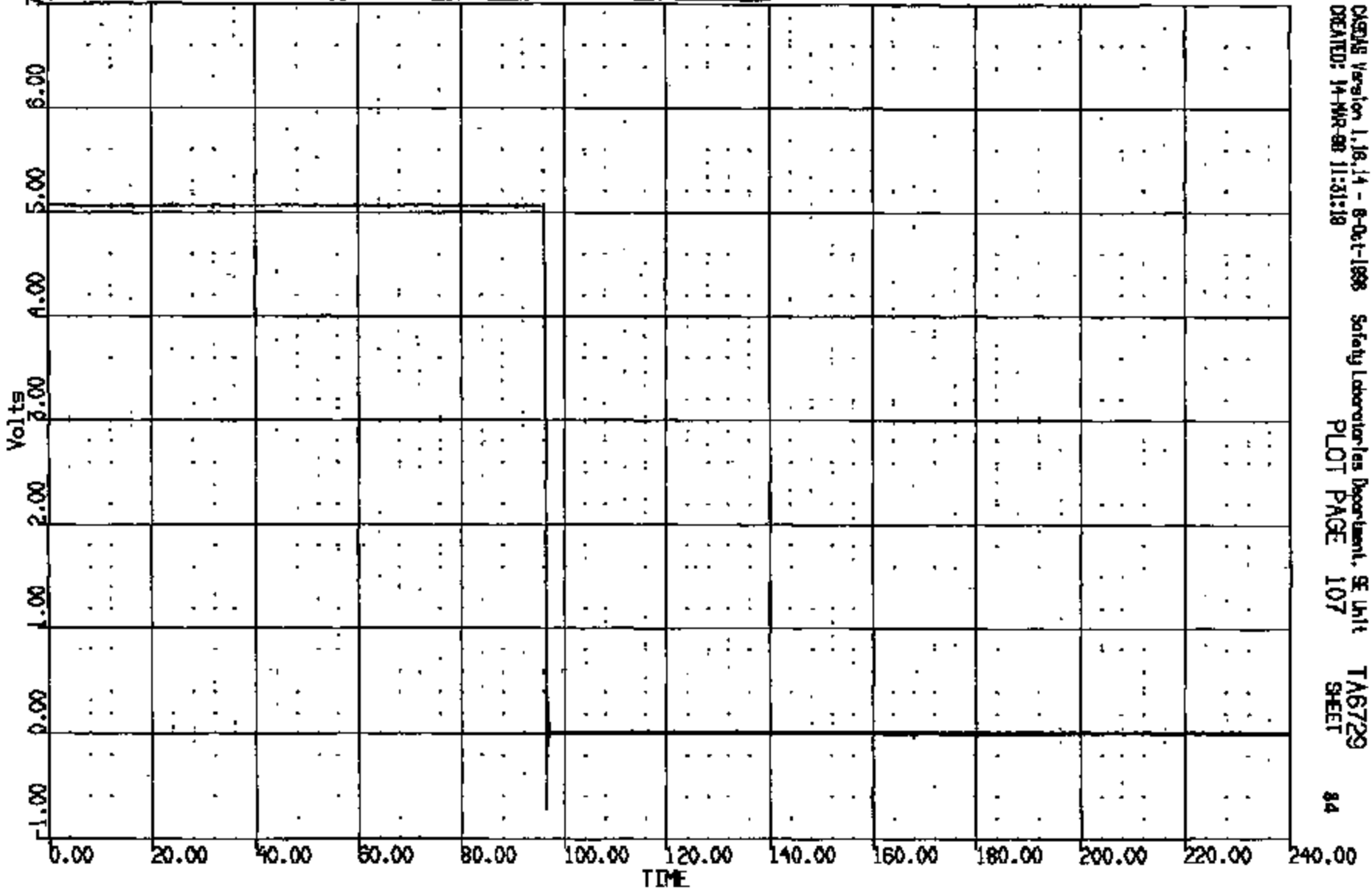
CASIMS Version 1.16.14 - 8-Oct-1998 Safety Laboratory Department, SE Unit 1
CREATED: 14-MAR-98 11:31:17 PLOT PAGE 108 SHEET 83

CRTS 0011037

CR R: 11037 TO: TA6729 DATE: 880517 10:44:03
1988 DN-101

(75) CR11037T C/RAD @ FCS ACD #5* AC 5M0083 4000C
MAX = 5.073 at 46.32 MS MIN = -.7178 at 96.48 MS

AXIS 1



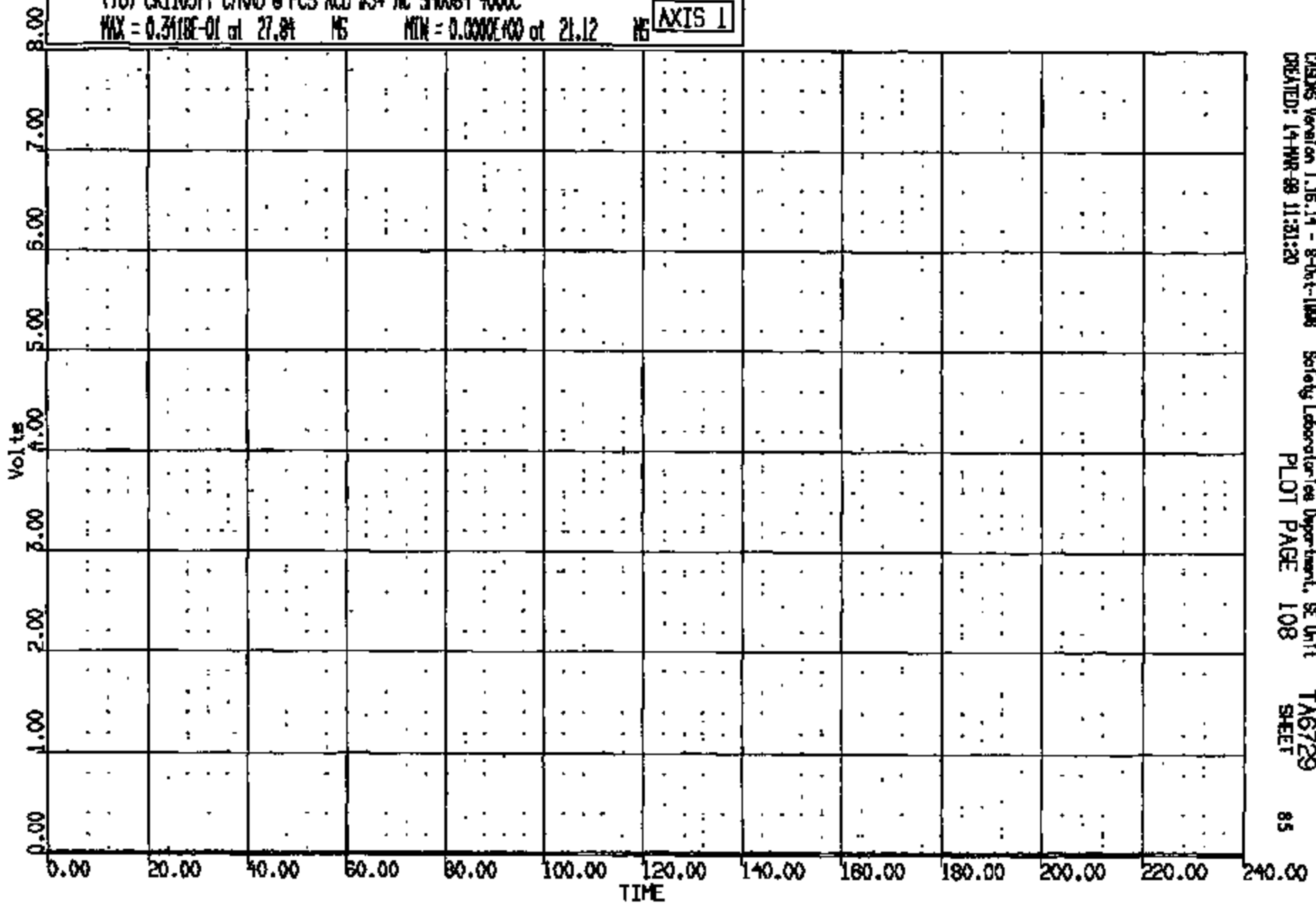
CRSAS Version 1.16.14 - 8-Oct-1988 Safety Laboratories Department, SE Unit TA6729
CREATED: 14-MAR-88 11:31:18 PLOT PAGE 107 SHEET 84

CRTS 0011037

CR R: 11037 TC: TAB729 DATE: 980314 10:44:03
1998 DN-101

(76) CR110377 C/RAD @ FCS ACD #5* AC 540084 4000C
MAX = 0.3418E-01 at 27.84 MS MIN = 0.0000E+00 at 21.12 MS

AXIS 1



CRSIS Version 1.16.14 - 8-Oct-1998
CREATED: 14-MAR-98 11:31:20

Safety Laboratories Department, SE Unit
PLOT PAGE 108

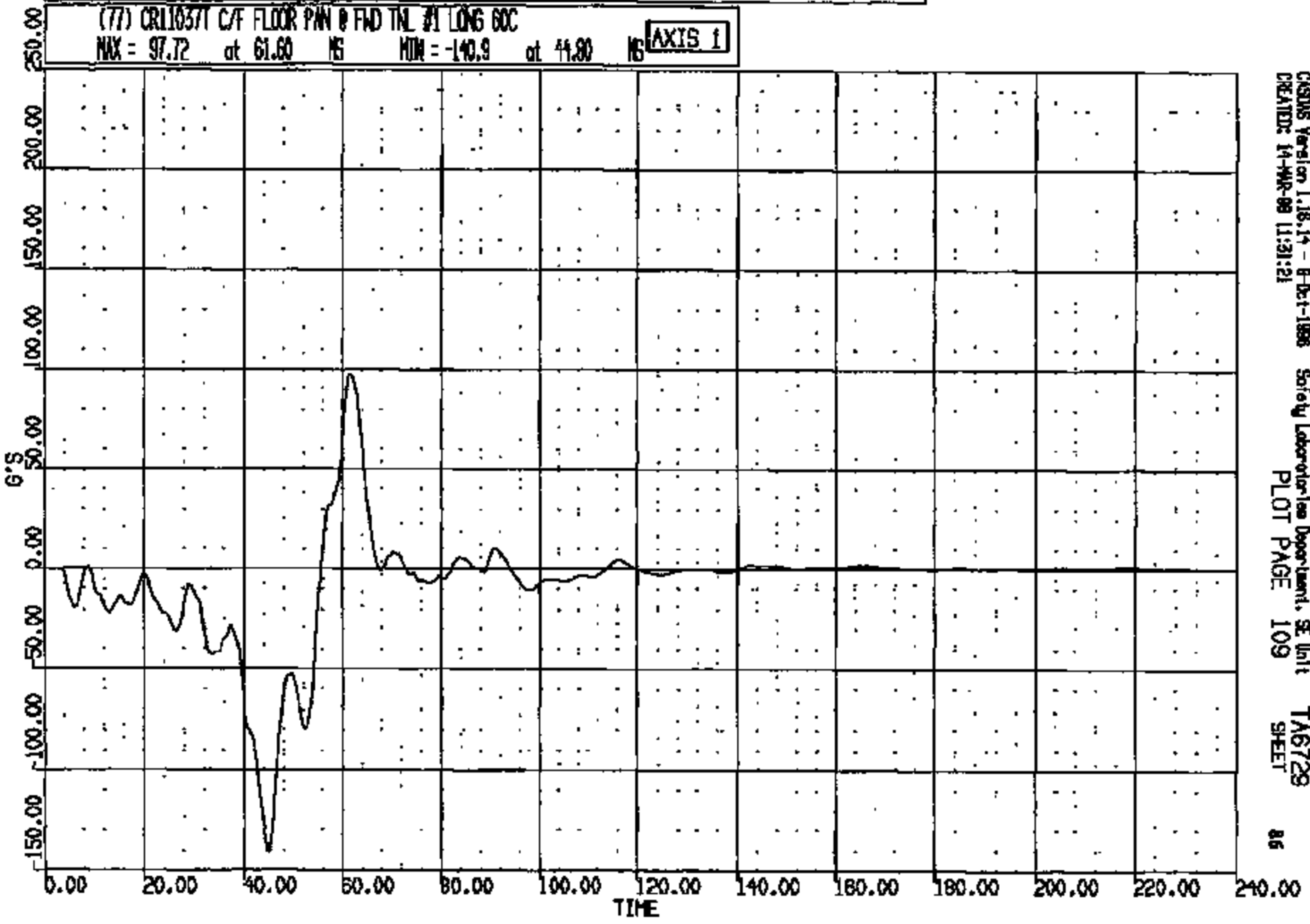
TAB729
SHEET

85

CRIS 0011037

DR R: 11037 TO: TA6729 DATE: 990314 10:44:05
1999 DN-101

(77) CR110371 C/F FLOOR PAN @ FWD TNL #1 LONG GOC
MAX = 97.72 at 61.60 NS MIN = -140.9 at 44.80 NS **AXIS 1**



CRS05 Version 1.16.14 - 8-Oct-1998 Safety Laboratories Department, SE Unit TA6729
CREATED: 14-MAR-99 11:31:21 PLOT PAGE 109 SHEET 86

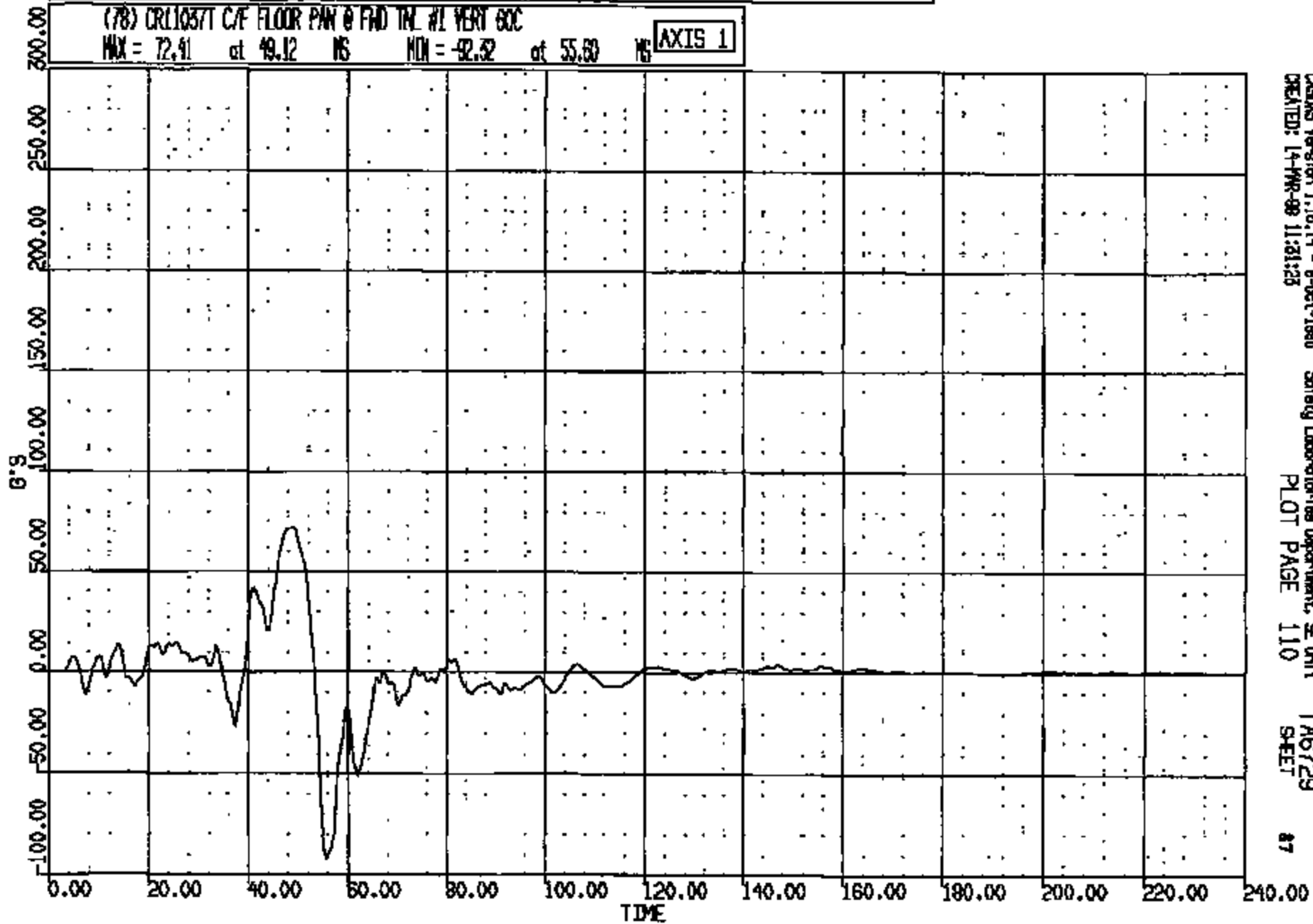
CR1S 0011037

CR R: 11037 TO: TA6729 DATE: 980314 10:44:08
1998 DN-101

(78) CRL1037T C/F FLOOR PAN @ FWD TAIL #1 VERT GXC

MAX = 72.41 at 49.12 MS MIN = -92.32 at 55.60 MS

AXIS 1



CADWAS Version 1.0.14 - 8-Oct-1998
CREATED: 14-MAR-98 11:21:23

Safety Laboratories Department, SE Unit
PLOT PAGE 110

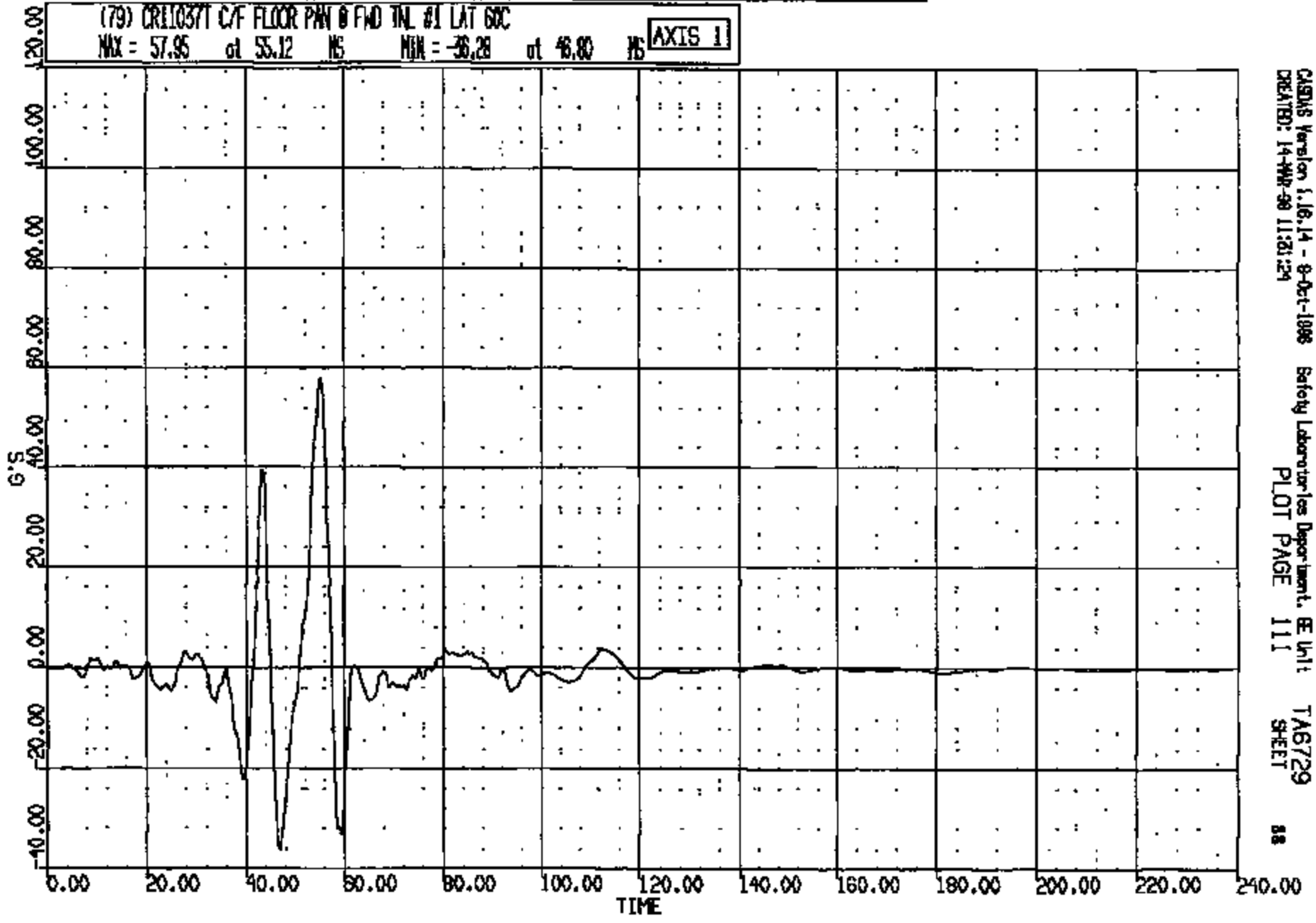
TA6729
SHEET

87

CRTS 0011037

CR R: 11037 TO: TAG729 DATE: 980314 10:44:08
1998 DN-101

(79) CR11037T C/F FLOOR PAN @ FWD TNL #1 LAT 60C
MAX = 57.95 at 55.12 MS MIN = -36.28 at 46.80 MS **AXIS 1**



CASDS Version 1.16.14 - 9-01-1998 Safety Laboratories Department, BE Unit TAG729
CREATED: 14-MAR-98 11:21:24 PLOT PAGE 111 SHEET 88

CRTS 0011037

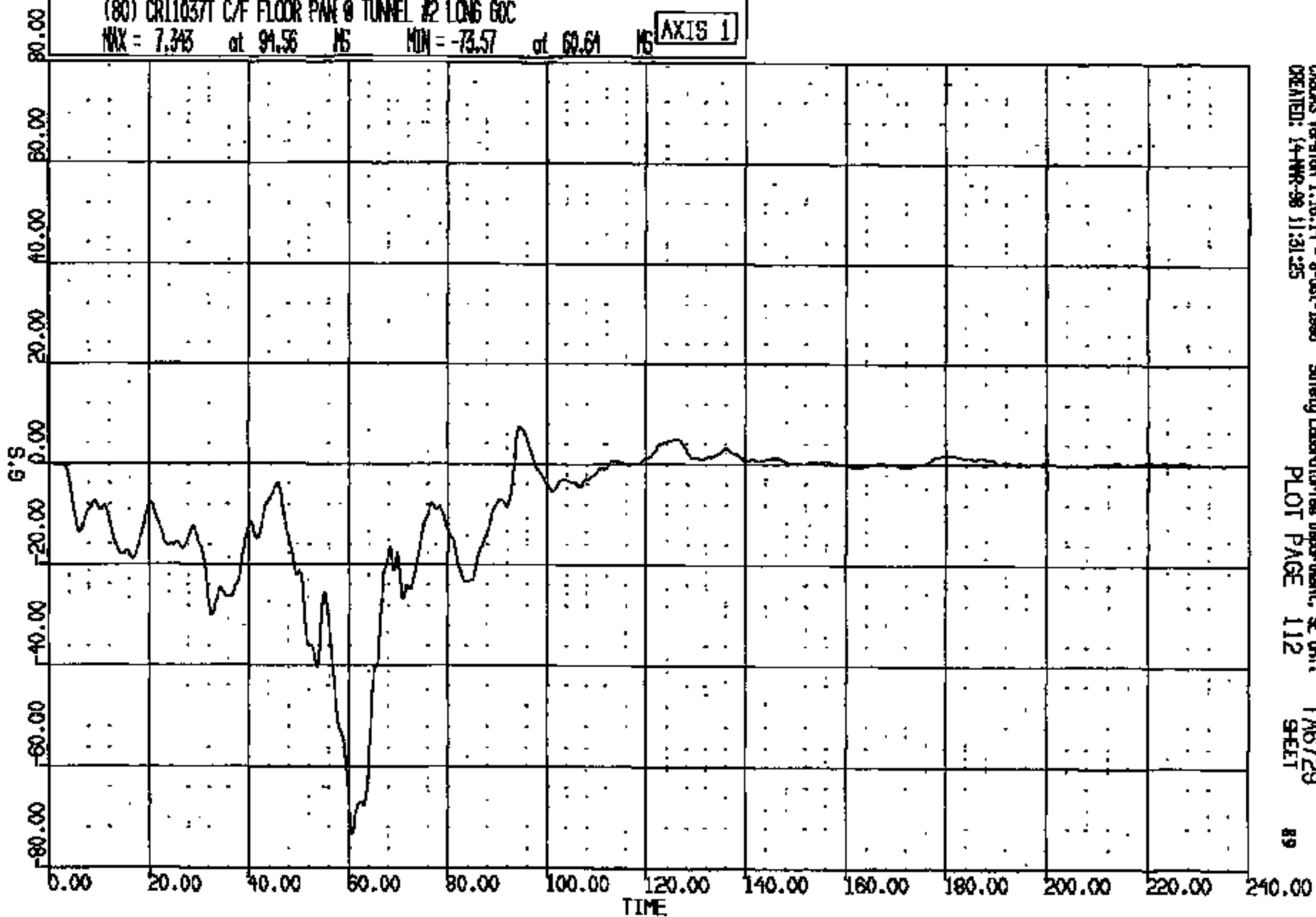
CR R: 11057 TO: TA6729 DATE: 880314 10:44:03

1988 DN-101

(80) CR11037T C/F FLOOR PAN @ TUNNEL #2 LONG 60C

MAX = 7.343 at 94.56 MS MIN = -73.57 at 60.64 MS

AXIS 1



CRSIS Version 1.16.14 - 9-Oct-1988
CREATED: 14-MAR-98 11:31:25

Safety Laboratory/tes Department, SE Unit
PLOT PAGE 112

TA6729
SHEET

89

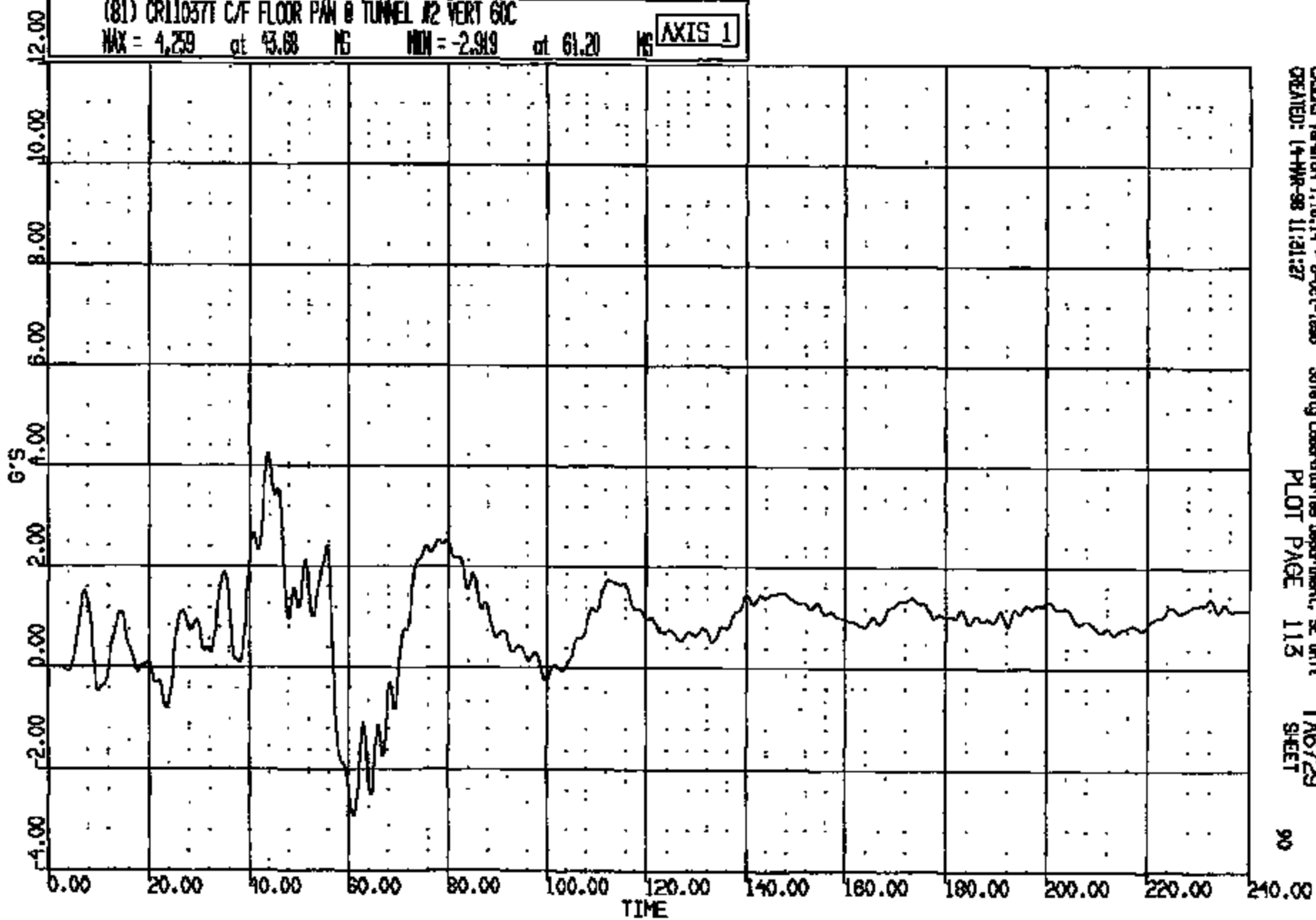
CRIS 0011037

CR R: 11037 TO: T6729 DATE: 990314 10:44:03
1999 DN-101

(81) CR11037T C/F FLOOR PAN @ TUNNEL #2 VERT 60C

MAX = 4.259 at 43.68 MS MIN = -2.919 at 61.20 MS

AXIS 1



CRSIS Version 1.16.14 - 8-Oct-1995
CREATED: 14-MAR-98 11:31:27

Safety Laboratories Department, SE Unit
PLOT PAGE 113

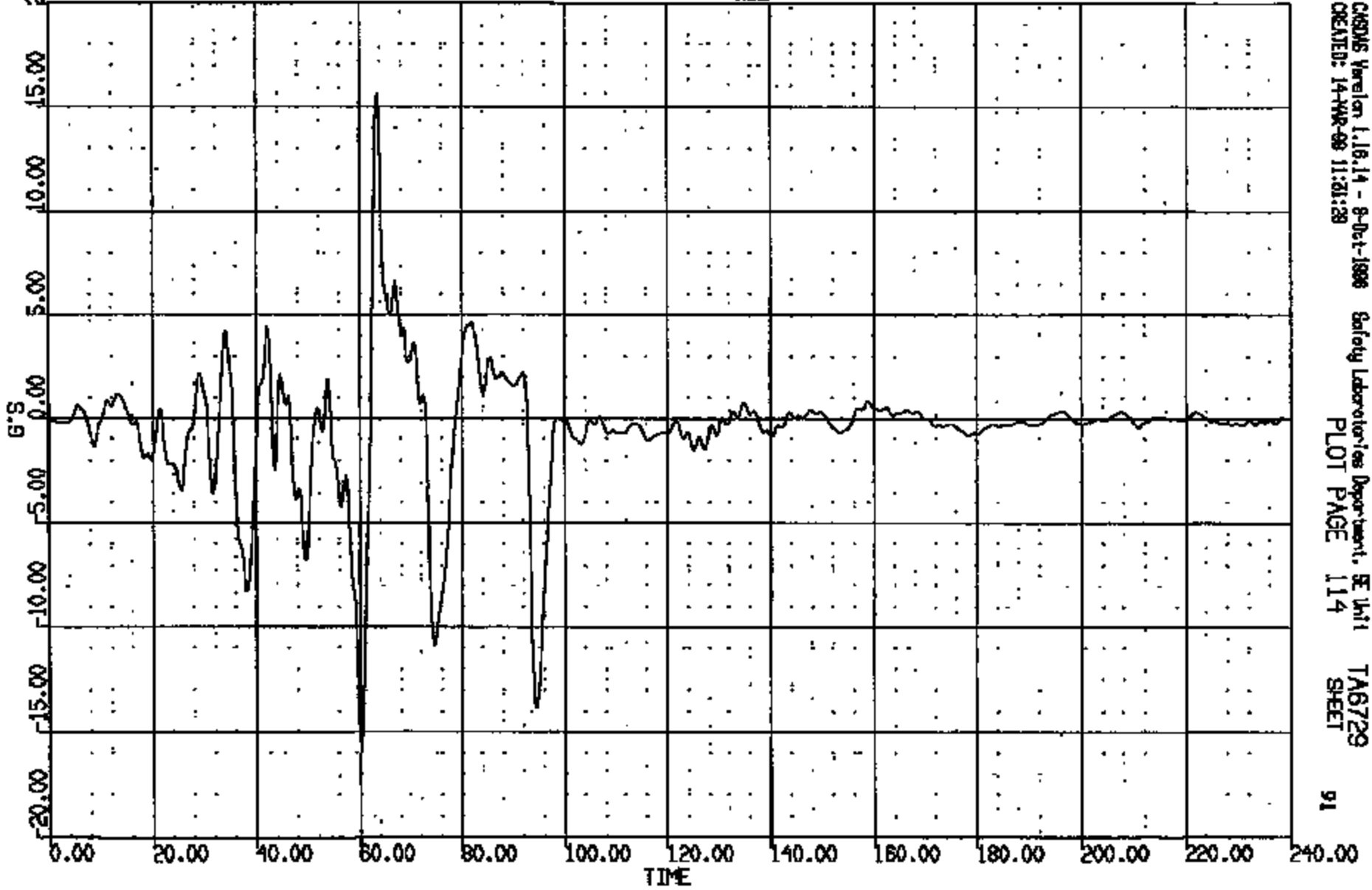
T6729
SHEET

90

CRTS 0011037

CR R: 11037 TD: T6729 DATE: 880314 10:44:03
1988 DN-101

(82) CR11037T C/F FLOOR PAN @ TUNNEL #2 LAT 60C
MAX = 15.60 at 63.52 NS MIN = -15.96 at 60.32 NS **AXIS 1**

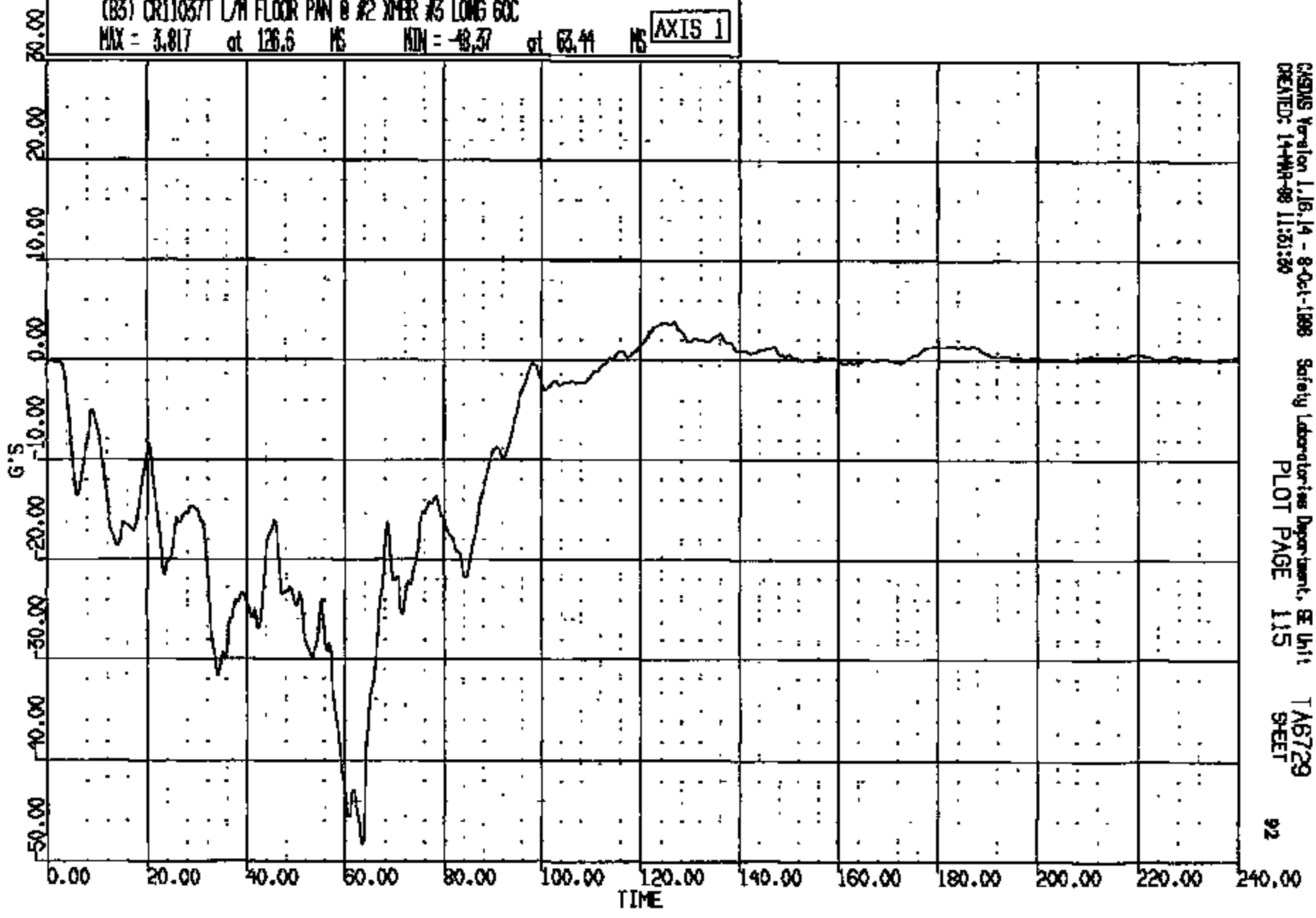


CH2MS Version 1.18.14 - 8-Oct-1988 Safety Laboratories Department, SE Unit
CREATED: 14-MAR-88 11:21:28 PLOT PAGE 114 **T6729**
SHEET

CR11037

CR R: 11057 TO: TA6728 DATE: 880514 10:44:03
1988 DN-101

(83) CR11037T L/H FLOOR PAN @ #2 XMER #3 LONG 60C
MAX = 3.817 at 126.6 MS MIN = -48.37 at 63.44 MS AXIS 1

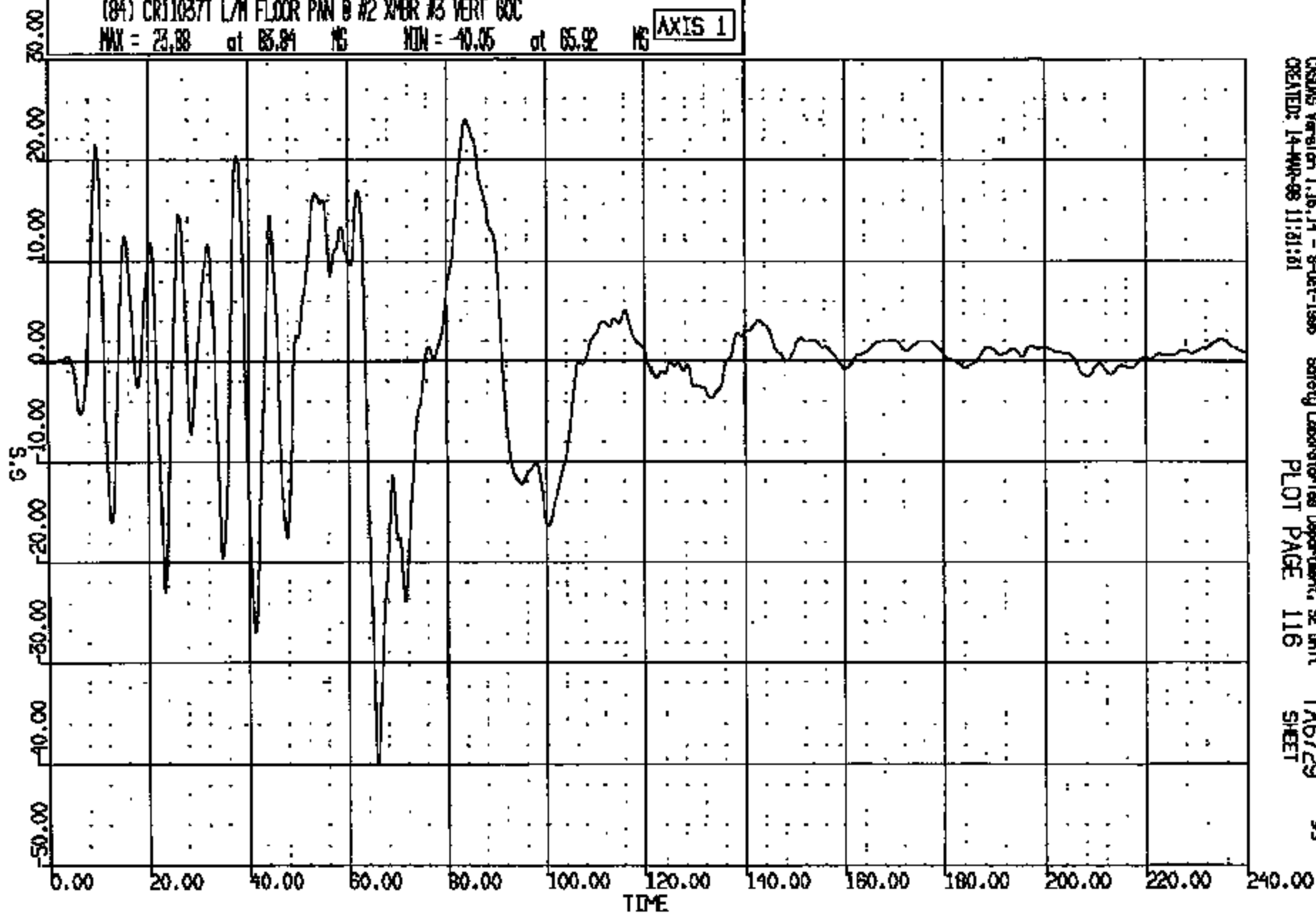


CRSIS Version 1.16.14 - 8-Oct-1988 Safety Laboratories Department, BE Unit
CREATED: 14-MAR-88 11:51:30
PLOT PAGE 115
TA6729
SHEET 92

CRIS 0011037

CR R: 11037 TO: TA6729 DATE: 980514 10:44:05
1998 DN-101

(84) CR11037 L/M FLOOR PAN @ #2 XMR #3 VERT 60C
MAX = 23.88 at 85.84 MS MIN = -10.05 at 65.92 MS **AXIS 1**



CHROMS Version 1.16.14 - 8-Oct-1998
CREATED: 14-MAR-98 11:01:01

Safety Laboratories Department, SE Unit
PLOT PAGE 116

TA6729
SHEET

93

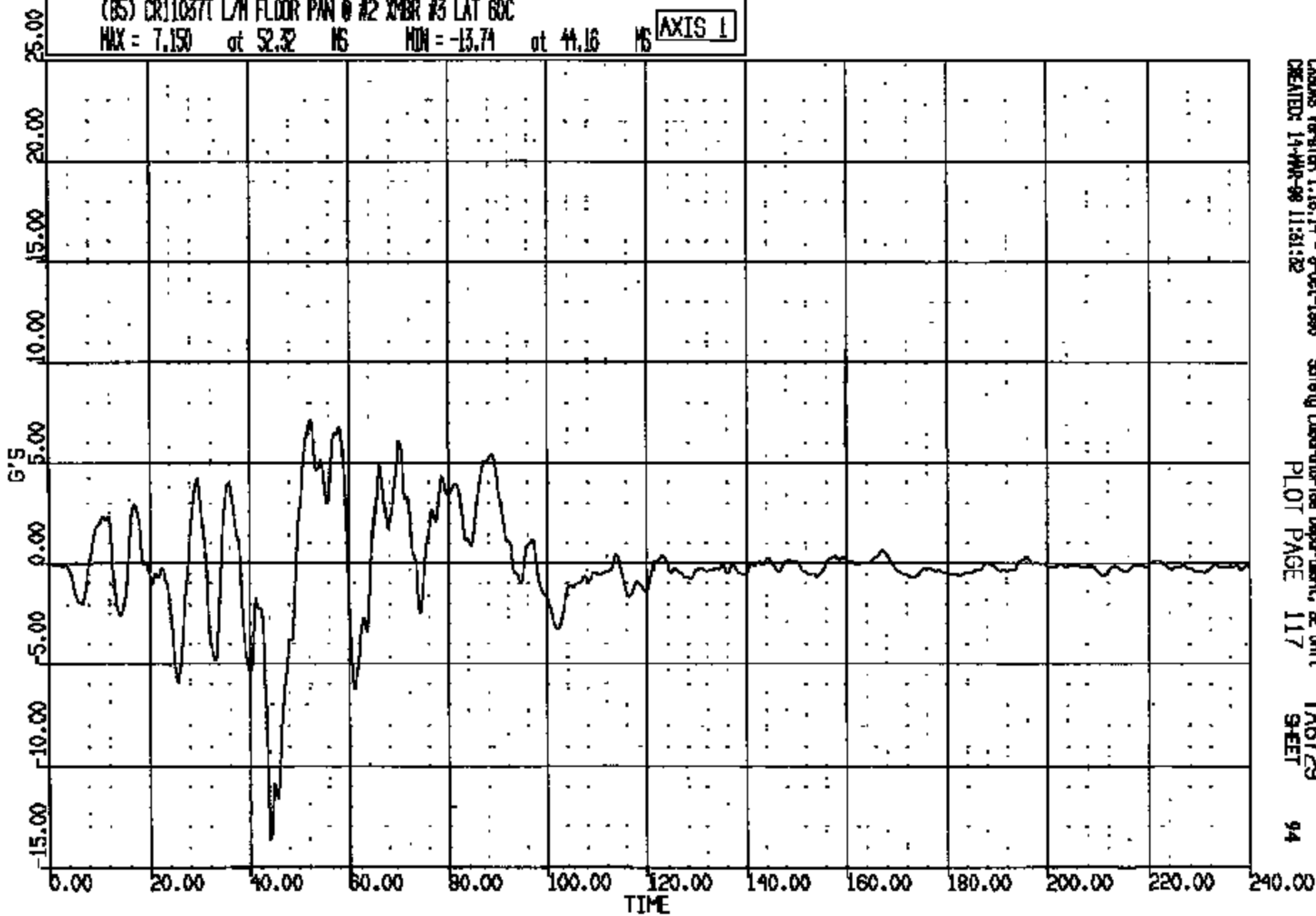
CRIS 0011037

CR R: 11037 TO: TA6729 DATE: 990514 10:44:03
1999 DN-101

(85) CR11037T L/N FLOOR PAN @ #2 XBR #3 LAT 60C

MAX = 7.150 at 52.32 MS MIN = -13.74 at 44.16 MS

AXIS 1



CASDA8 Version 1.16.14 - 9-Oct-1998
CREATED: 14-MAR-99 11:31:32

Safety Laboratories Department, BE Unit
PLOT PAGE 117

TA6729
SHEET

94

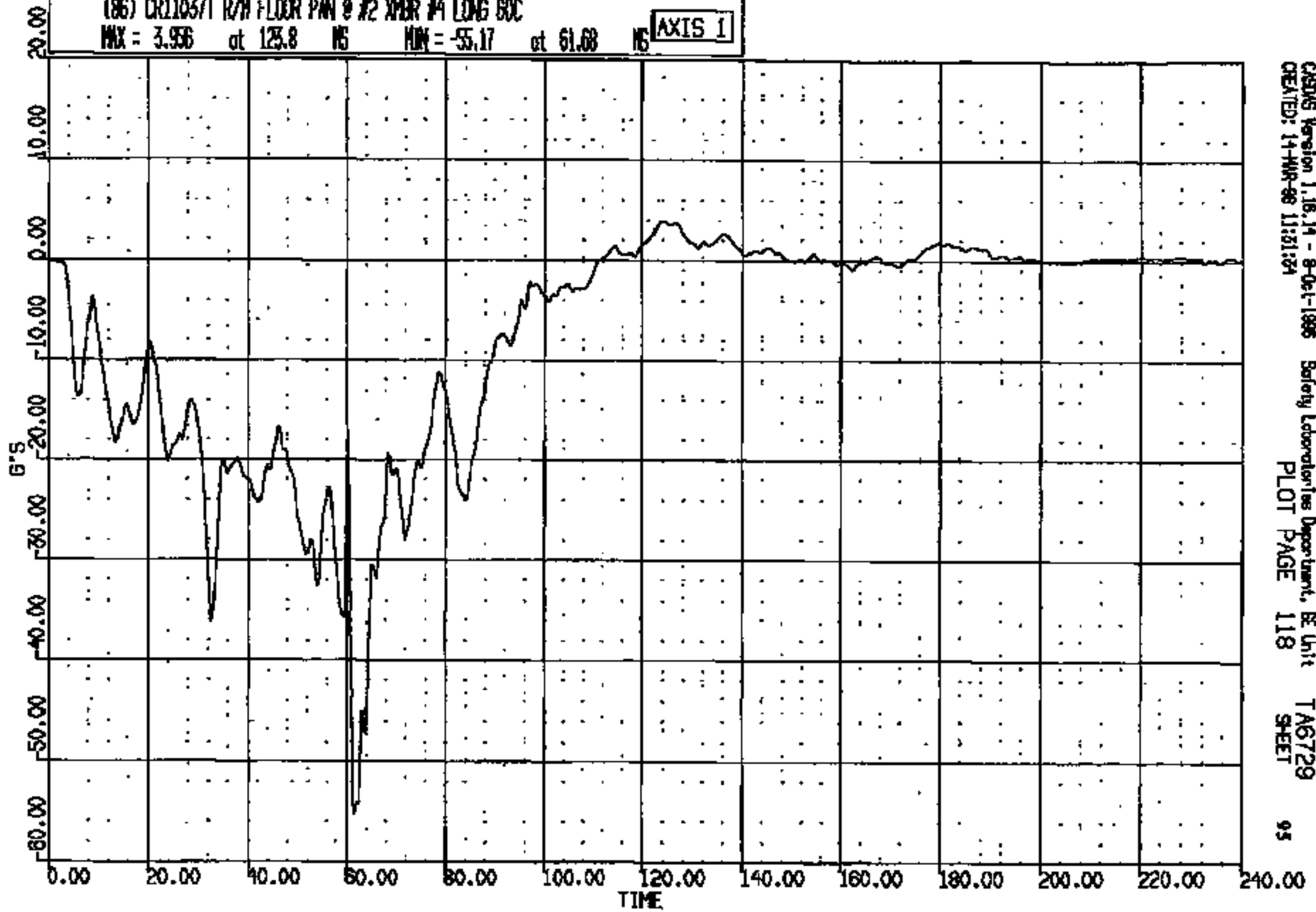
CRTS 0011037

CR R: 11037 TO: TA6729 DATE: 980514 10:44:03
1998 DN-101

(86) CR11037T R/W FLOOR PAN @ #2 XBR #4 LONG BOX

MAX = 3.956 at 123.8 NS MIN = -55.17 at 61.68 NS

AXIS 1



CRS Version 1.16.14 - 8-Oct-1998
CREATED: 14-MAR-98 11:51:54

Safety Laboratories Department, BE Unit
PLOT PAGE 118

TA6729
SHEET

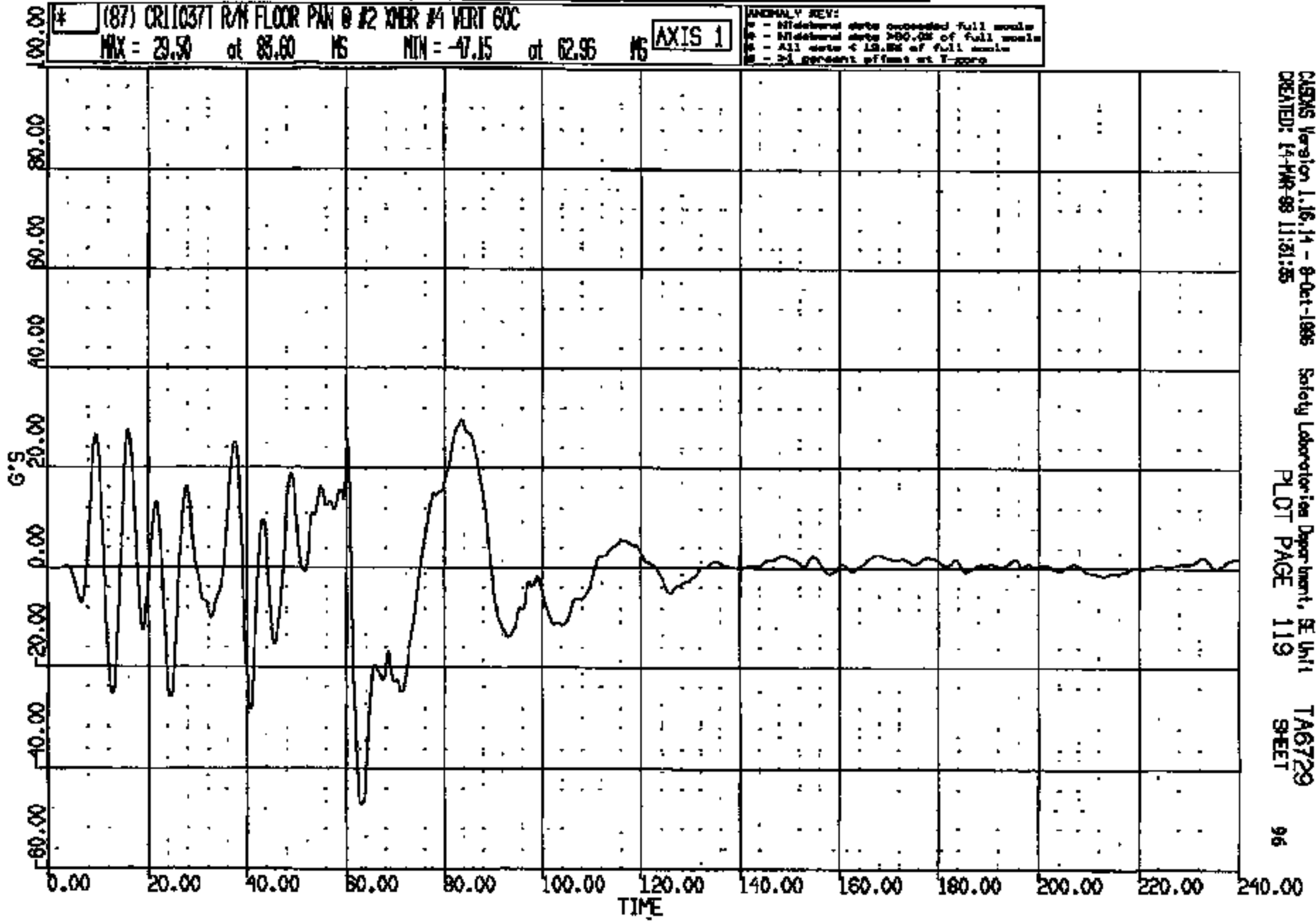
95

CRIS 0011037

CR R: 11037 TO: TA6729 DATE: 880314 10:44:03
1988 DN-101

(87) CR110371 R/N FLOOR PAN @ #2 XMER #4 VERT 60C
MAX = 29.50 at 88.60 MS MIN = -47.15 at 62.95 MS **AXIS 1**

ANOMALY REV:
* - Missed data exceeded full scale
* - Missed data >90.0% of full scale
* - All data < 10.0% of full scale
* - 21 percent errors at T=000

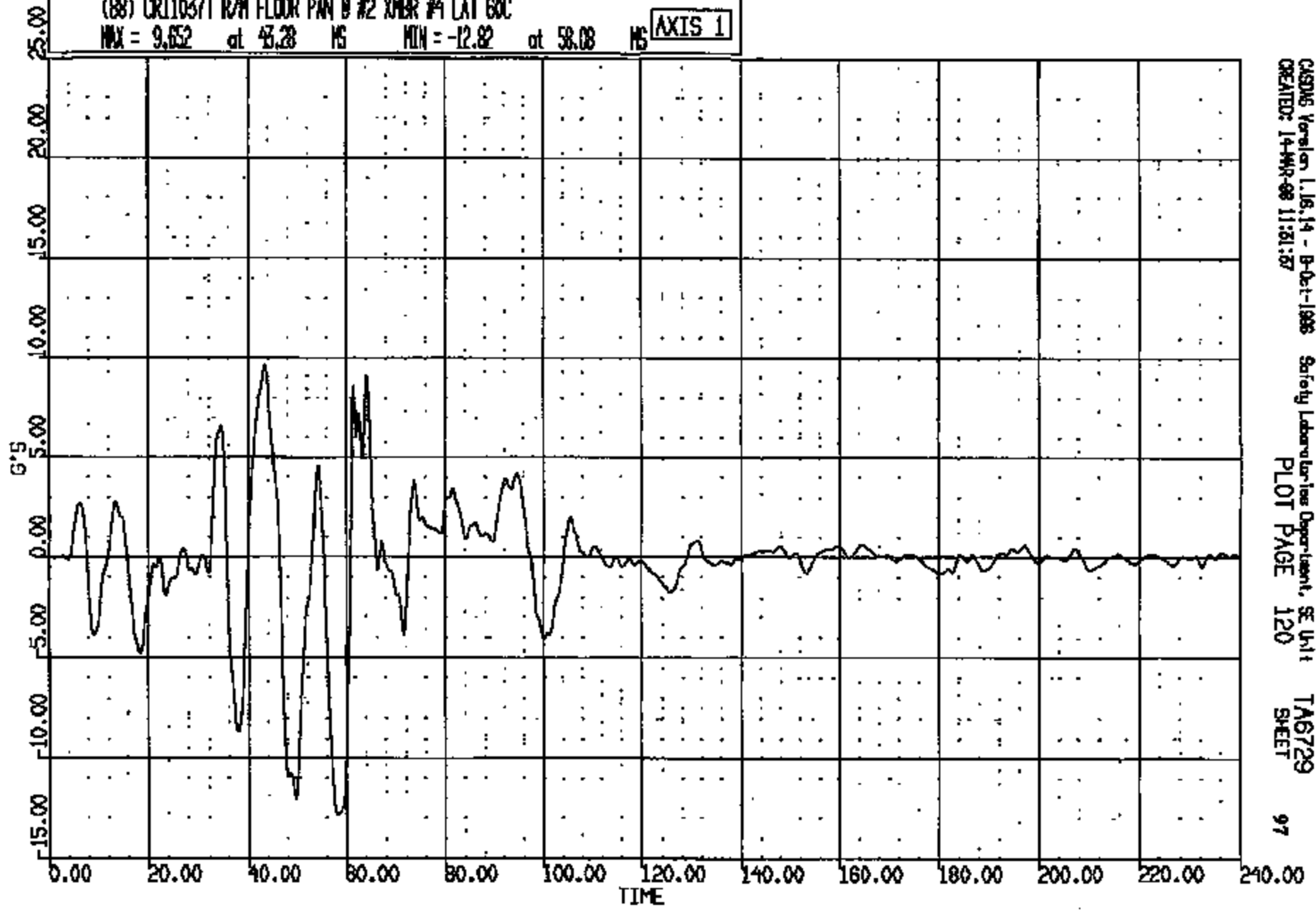


CRSIS Version 1.16.14 - 8-Oct-1988 Safety Laboratories Department, SE Unit
CREATED: 14-MAR-88 11:21:25 PLOT PAGE 119 TA6729 SHEET 96

CRTS 0011037

CR: 11037 TO: TA6729 DATE: 980314 10:44:03
1998 DN-101

(88) CR11037T R/A FLOOR PAN B #2 XMR #4 LAT 60C
MAX = 9.652 at 43.28 MS MIN = -12.82 at 58.08 MS **AXIS 1**

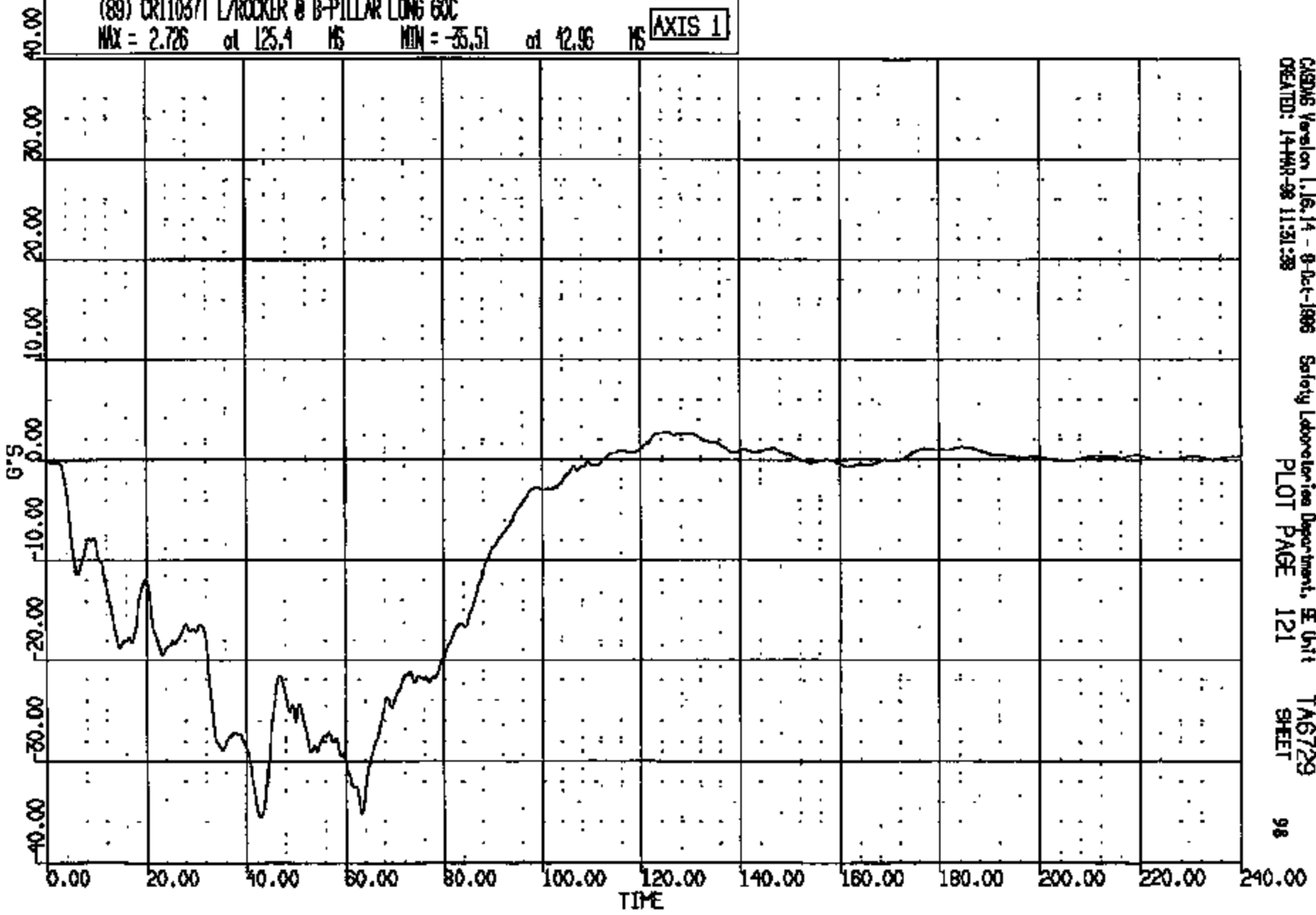


CASME Version 1.16.14 - B-0-1-1998 Safety Laboratories Department, SE Unit TA6729
CREATED: 14-MR-98 11:21:27 PLOT PAGE 120 SHEET 97

CRTS 0011037

CR R: 11037 TO: TAB729 DATE: 880314 10144108
1988 DN-101

(89) CR11037T L/ROCKER @ B-PILLAR LONG GOC
MAX = 2.726 at 125.4 MS MIN = -35.51 at 12.96 MS **AXIS 1**

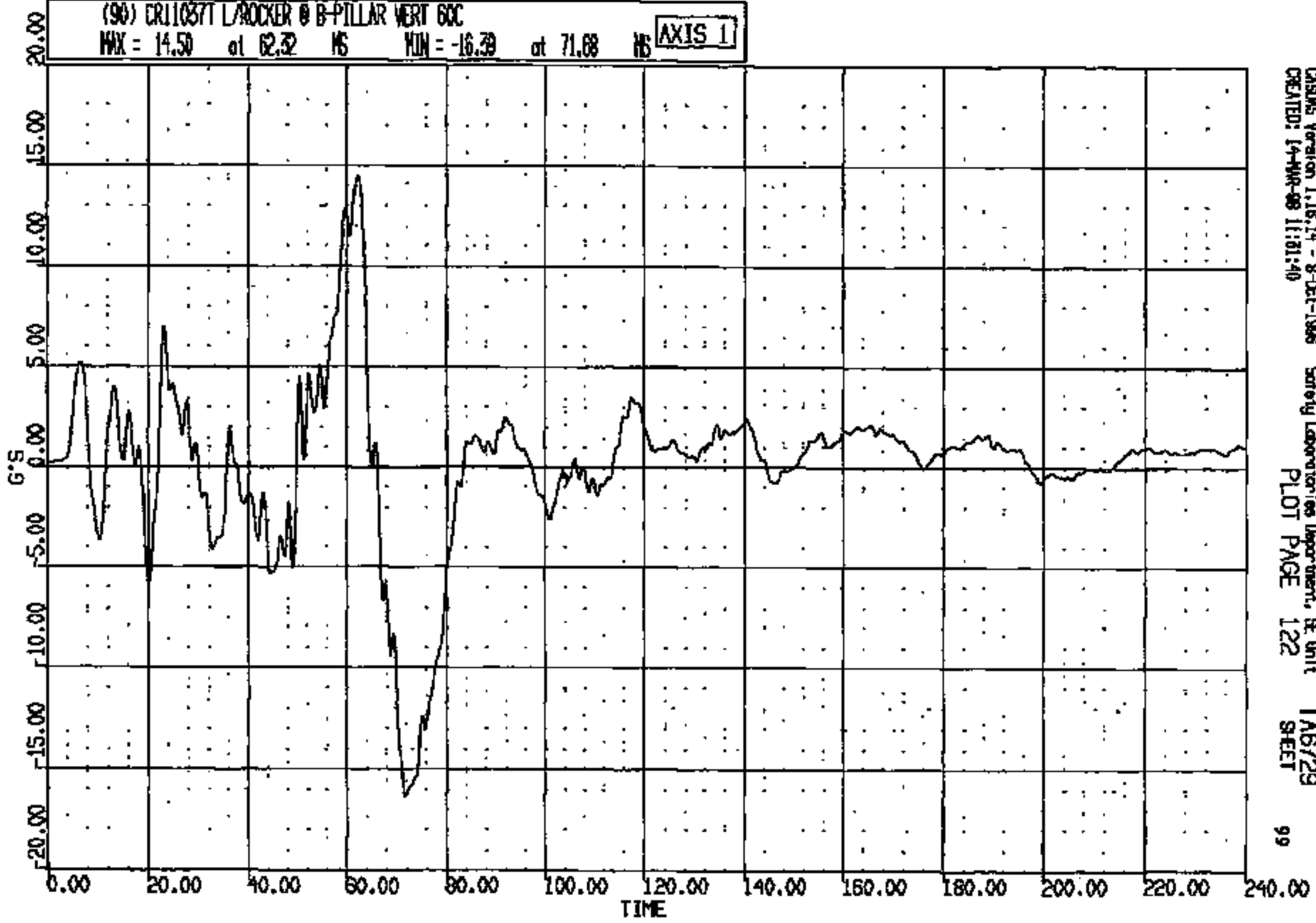


CASIMS Version 1.16.14 - 8-Oct-1988 Safety Laboratories Department, SE Unit
CREATED: 14-MAR-88 11:51:28 PLOT PAGE 121 SHEET 98

CRTS 0011037

CR R: 11037 TO: TA6729 DATE: 980314 10:44:05
1998 DN-101

(90) CR11037T L/ROCKER @ B-PILLAR VERT 60C
MAX = 14.50 at 62.32 MS MIN = -16.39 at 71.68 MS **AXIS 1**

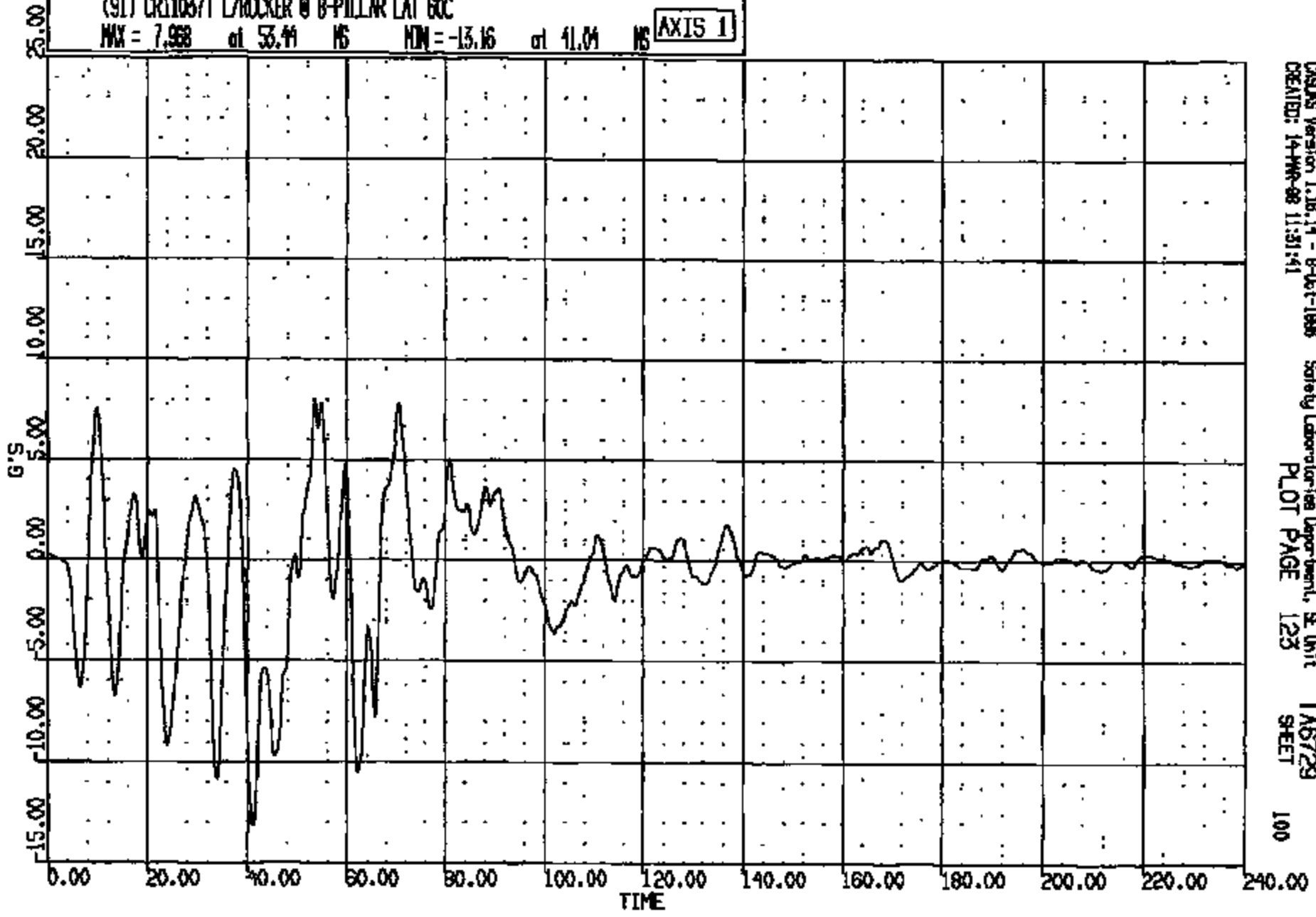


CASIMS Version 1.16.14 - 8-Oct-1998 Safety Laboratories Department, SE Unit
CREATED: 14-MAR-98 11:01:40
PLOT PAGE 122 SHEET 99

CRTS 0011037

CR R: 11037 TD: TA6729 DATE: 080814 10:44:03
1998 DN-101

(91) CR11037T L/ROCKER @ B-PILLAR LAT 60C
MAX = 7.968 at 53.44 MS MIN = -13.16 at 41.04 MS **AXIS 1**

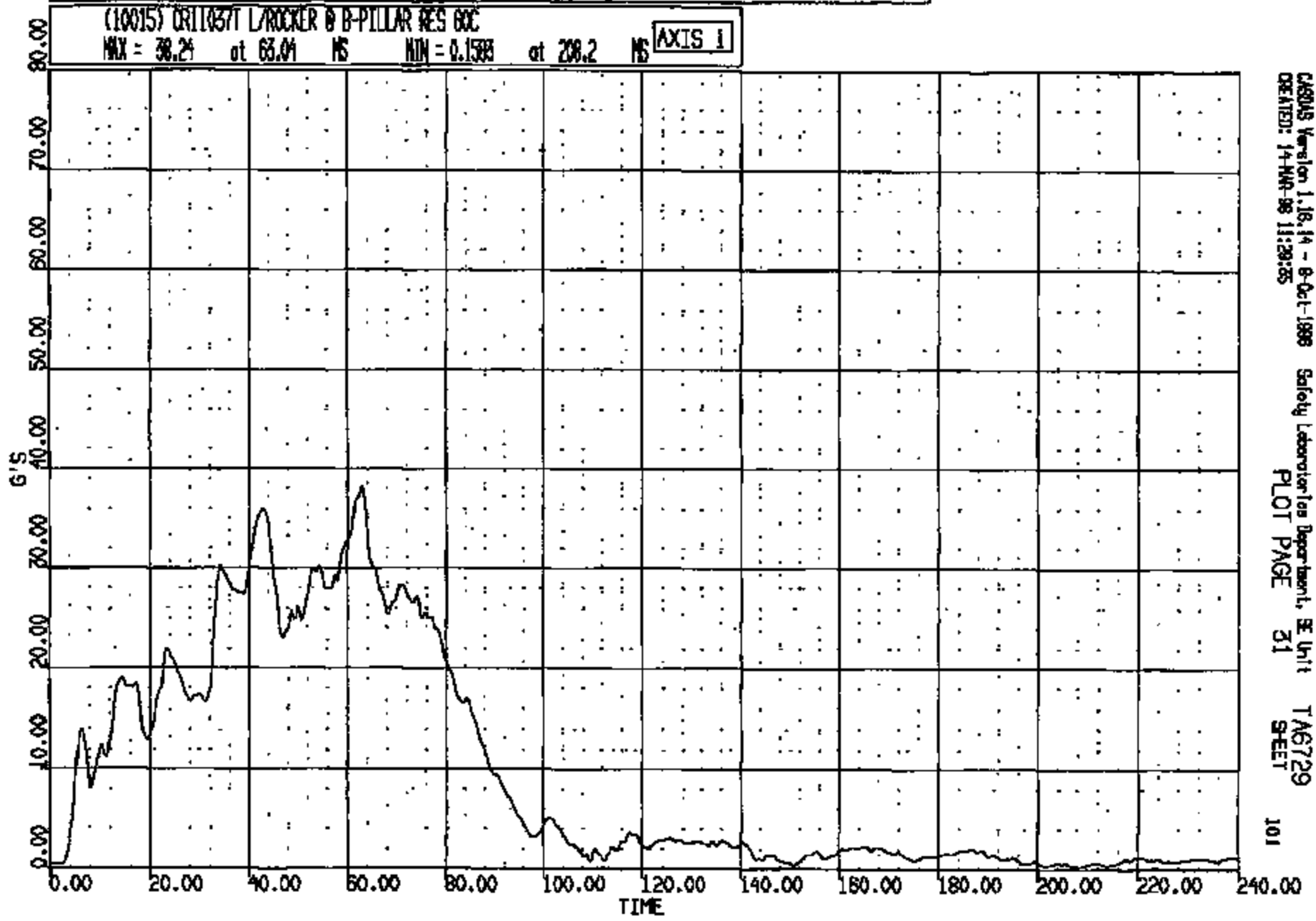


CASDS Version 1.18.14 - 8-Oct-1998 Safety Laboratories Department, SE Unit TA6729
CREATED: 14-MAR-98 11:51:41 PLOT PAGE 123 SHEET 100

CRTS 0011037

CR N: 11037 TO: TA6729 DATE: 880514 10:44:03
1988 DN-101

(10015) DR11037T L/ROCKER @ B-PILLAR RES 60C
MAX = 38.24 at 63.04 MS MIN = 0.1588 at 208.2 MS **AXIS 1**



CAS015 Version 1.18.14 - 8-Oct-1988 Safety Laboratories Department, SE Unit TA6729
CREATED: 14-MAR-88 11:29:25 PLOT PAGE 31 SHEET 101

CRTS 0011037

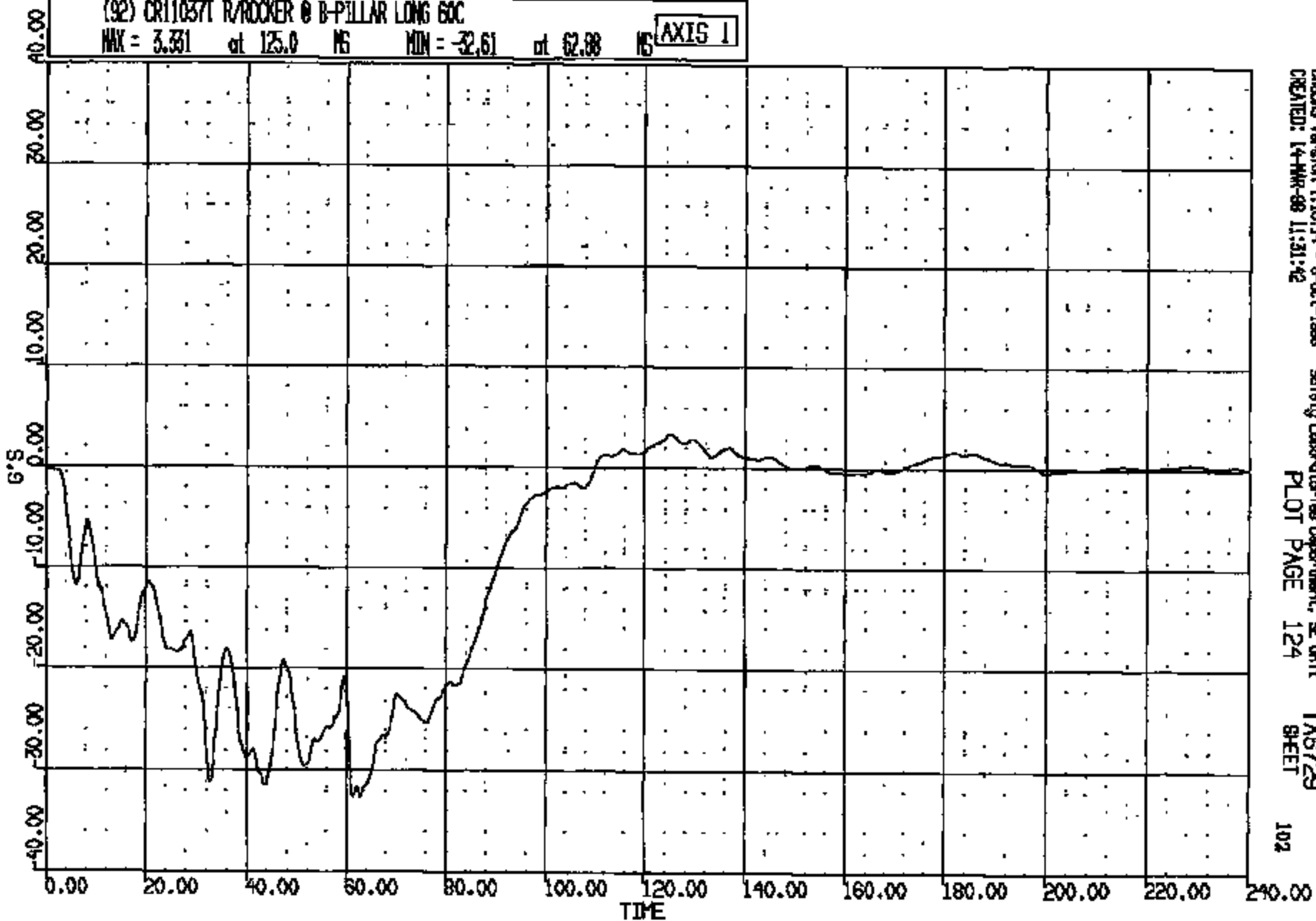
CR R: 11037 TO: TAB729 DATE: 990314 10:44:03

1999 DN-101

(92) CR11037T R/ROCKER @ B-PILLAR LONG 60C

MAX = 3.331 at 125.0 MS MIN = -32.61 at 62.98 MS

AXIS 1



CRS02S Version 1.16.14 - 8-Oct-1998
CREATED: 14-MAR-98 11:31:42

Safety Laboratories Department, SE Unit
PLOT PAGE 124

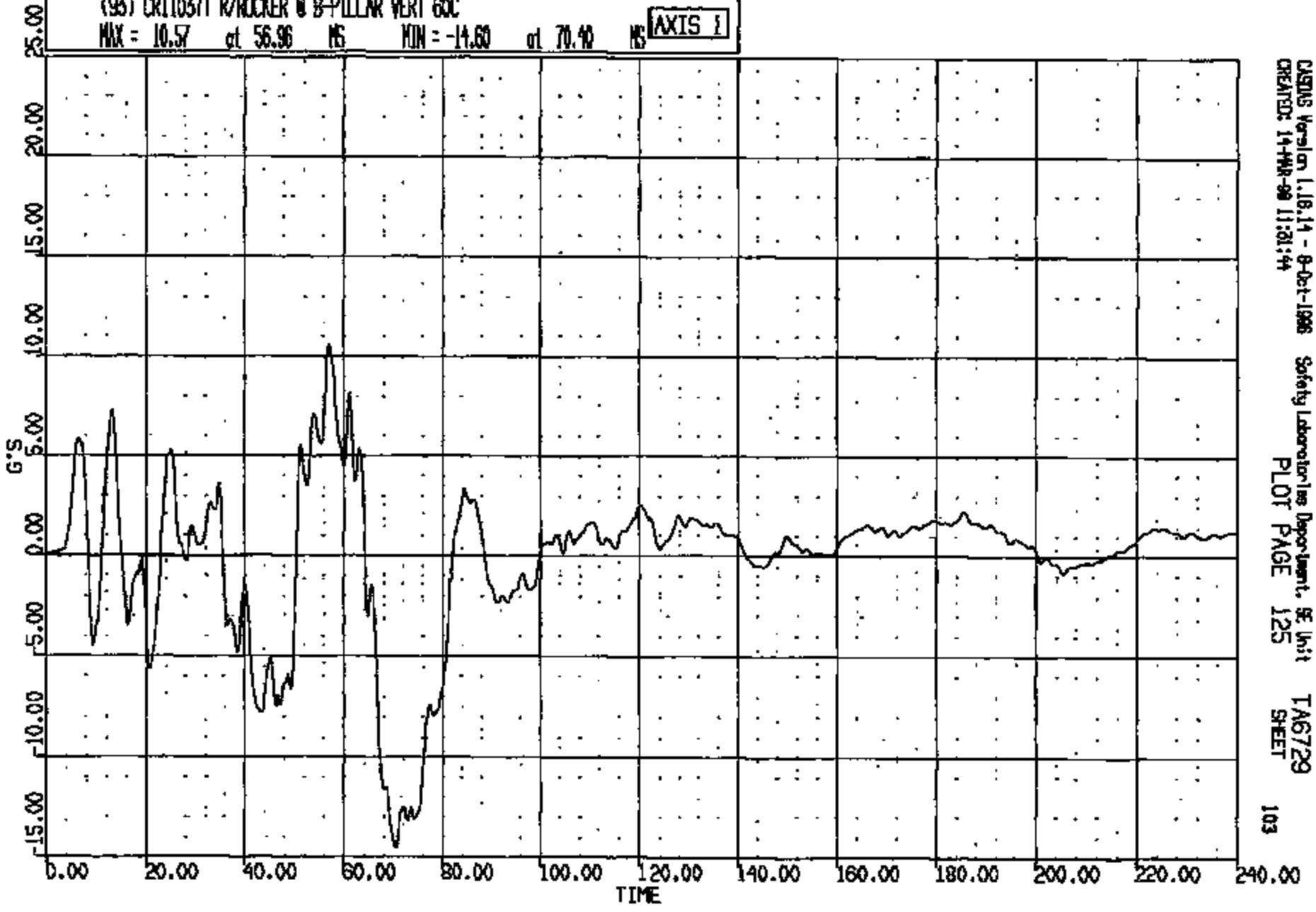
TAB729
SHEET

102

CRTS 0011037

DR R: 11037 TO: TA6729 DATE: 980314 10:44:08
1998 DN-101

(93) CRT1037T R/ROCKER @ B-PILLAR VERT 60C
MAX = 10.57 at 56.96 NS MIN = -14.60 at 70.40 NS **AXIS 1**



CADDS Version 1.16.14 - 9-Oct-1998 Safety Laboratories Department, SE Unit TA6729
CREATED: 14-MAR-98 11:21:44 PLOT PAGE 125 SHEET 103

CRTS 0011037

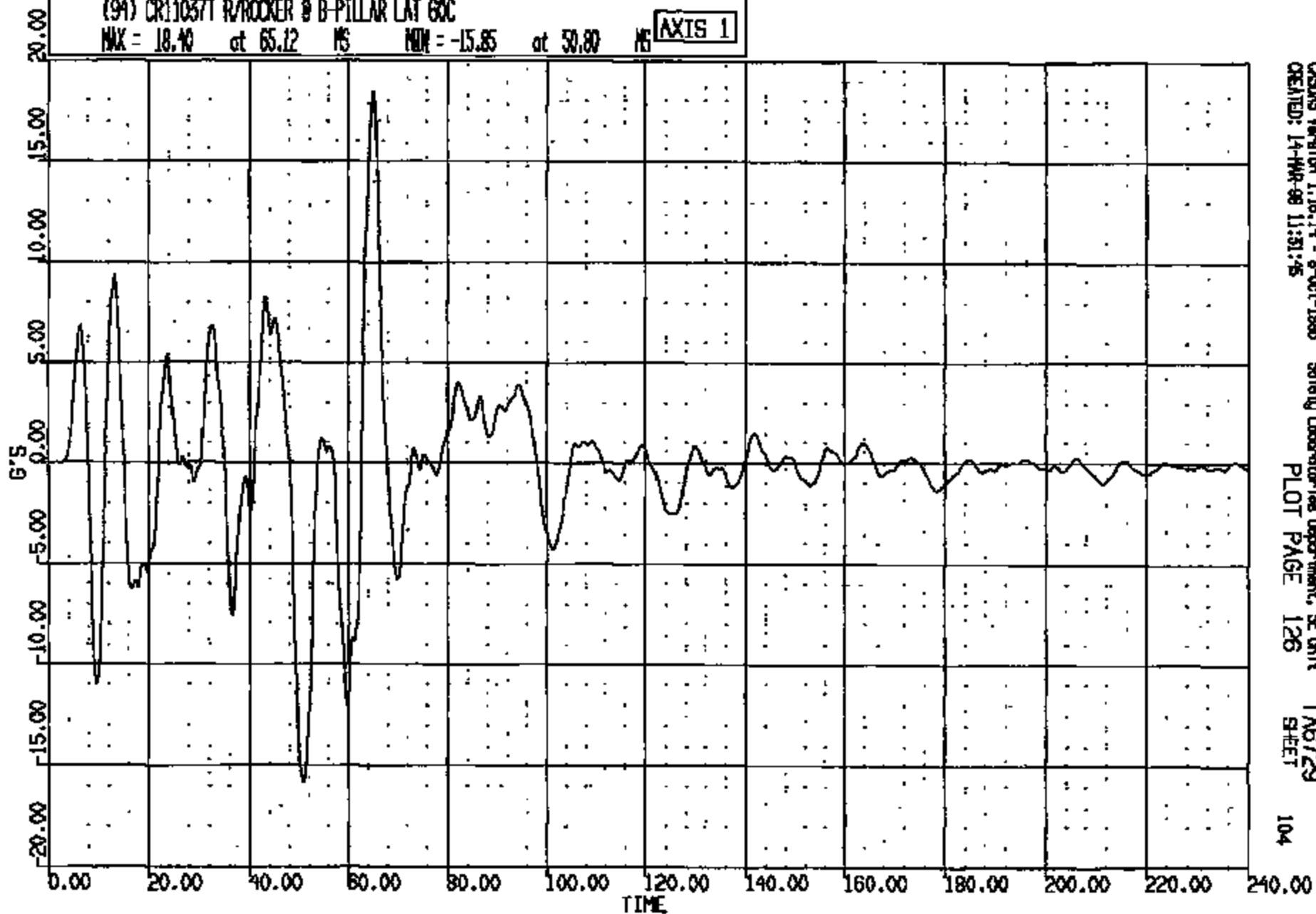
CR R: 11037 TO: TA6729 DATE: 980314 10:44:08

1998 ON-101

(94) CR11037T R/ROCKER @ B-PILLAR LAT 6XC

MAX = 18.40 at 65.12 MS MIN = -15.85 at 50.80 MS

AXIS 1



OSGNS Version 1.18.14 - 8-Oct-1998
CREATED: 14-MAR-98 11:51:45

Safety Laboratories Department, SE Unit

PLOT PAGE

126

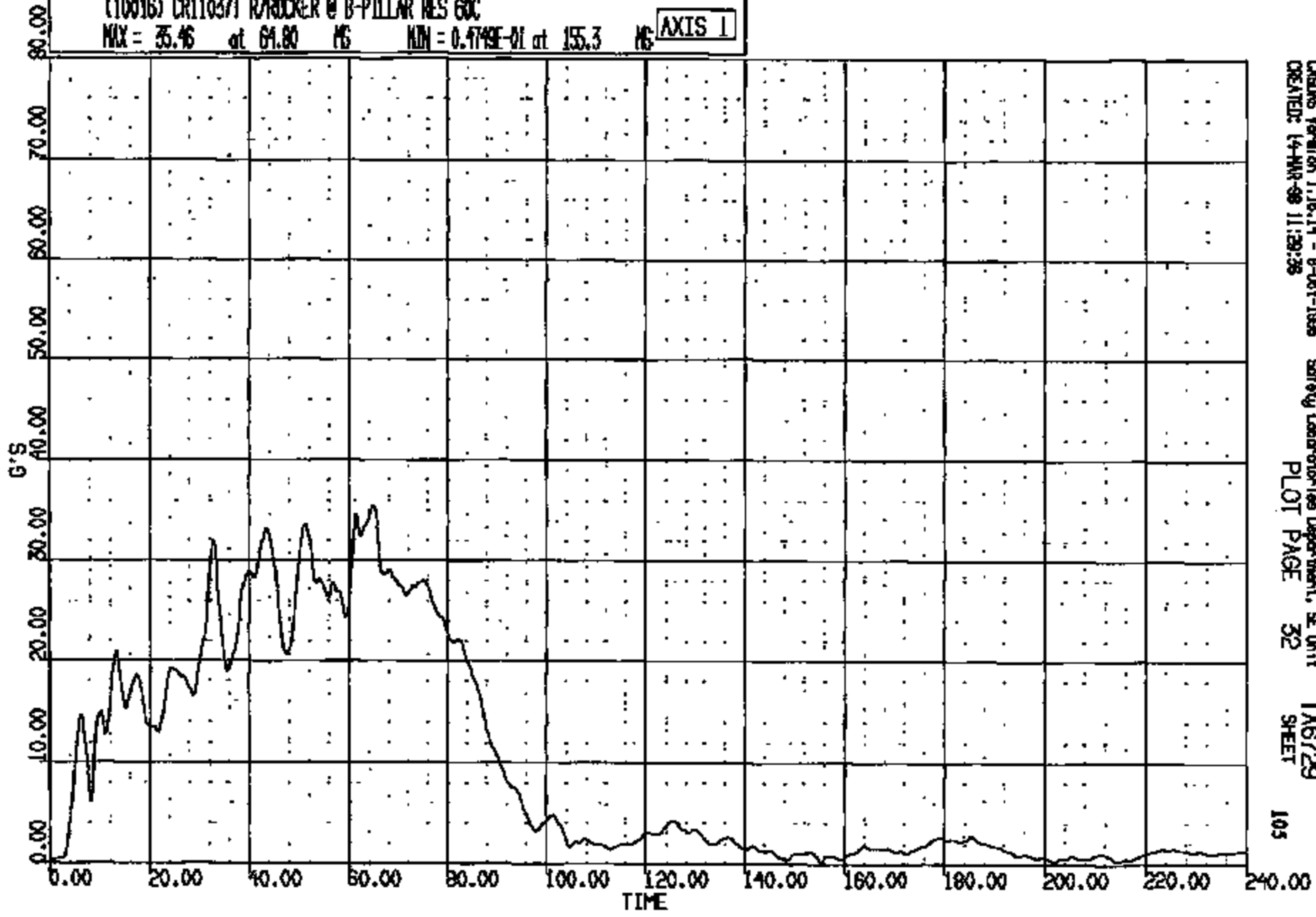
TA6729
SHEET

104

CRTS 0011037

CR R: 11087 TO: TA6729 DATE: 980314 10:44:08
1998 ON-101

(10016) CR110377 R/ROCKER @ B-PILLAR RES 60C
MAX = 35.46 at 64.80 MS MIN = 0.4749E-01 at 155.3 MS **AXIS 1**



CADMS Version 1.16.14 - 8-Oct-1998 Safety Laboratories Department, SE Unit TA6729
CREATED: 14-MAR-98 11:29:26 PLOT PAGE 32 SHEET 105

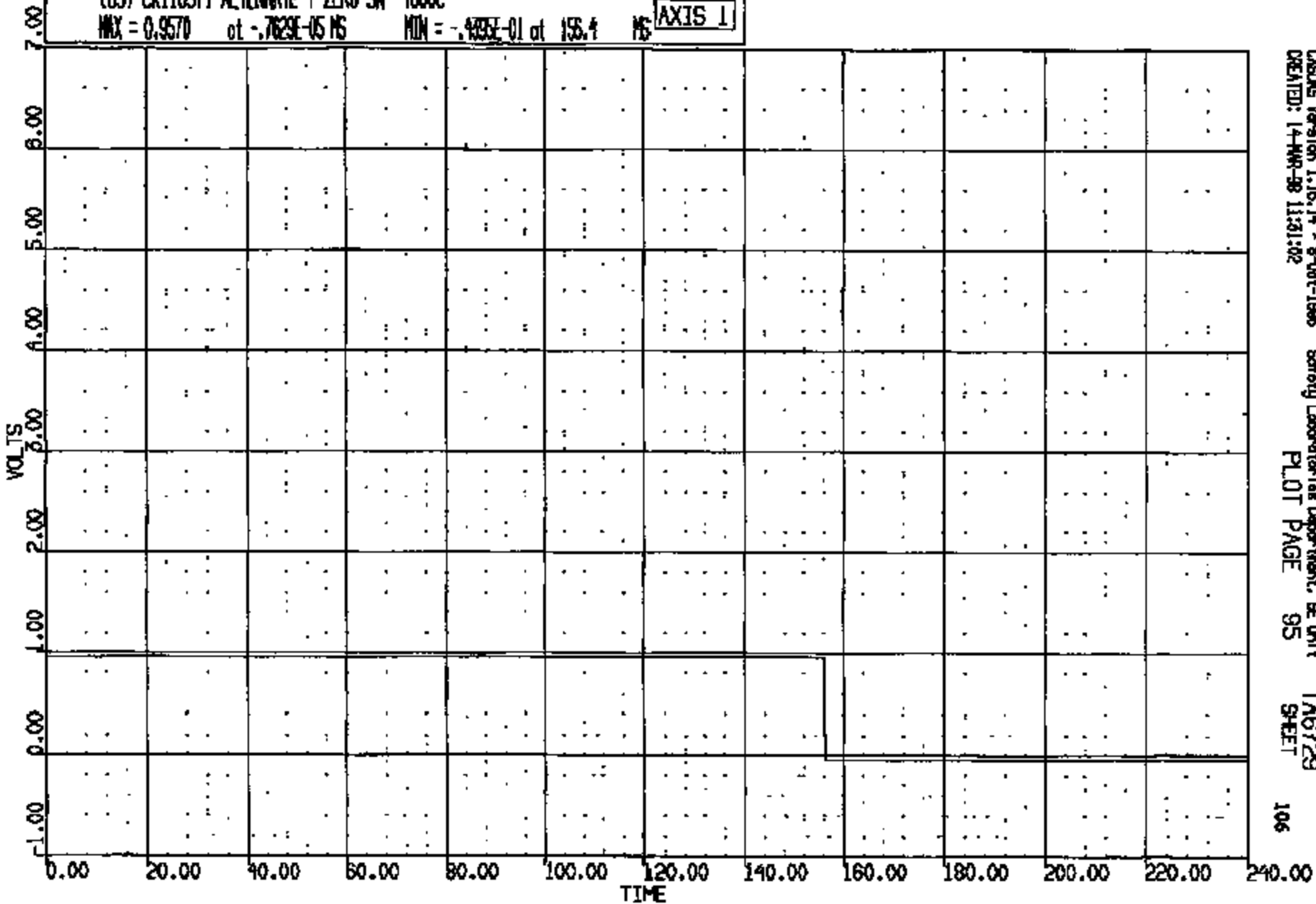
CR11037

CR #: 11037 TD: TA6729 DATE: 98OCT 10:44:03
1998 DN-101

(63) CR110371 ALTERNATE T-ZERO SN 4000C

MAX = 0.9570 at -.7629E-05 MS MIN = -.935E-01 at 155.4 MS

AXIS 1



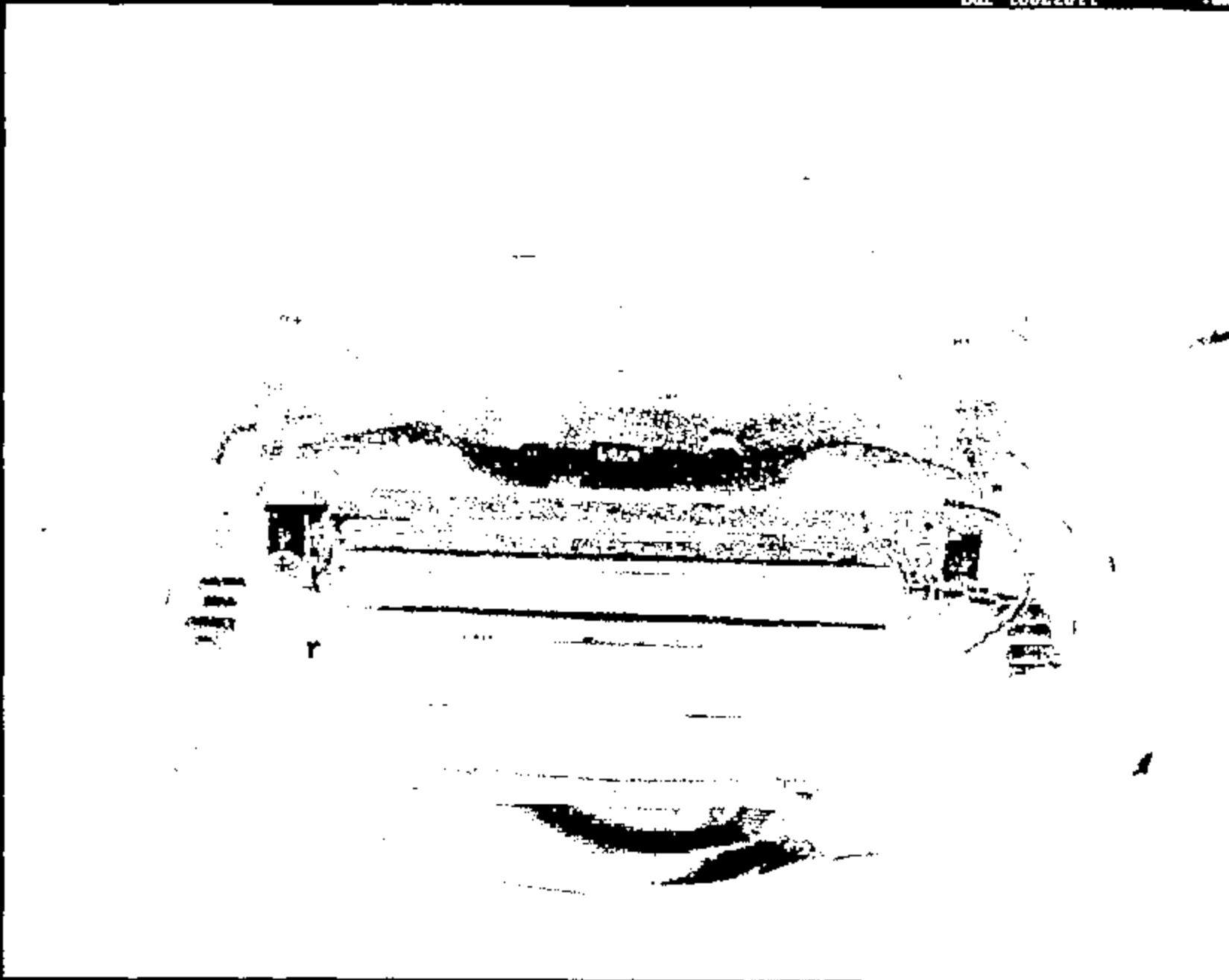
CASMS Version 1.16.14 - 8-Oct-1996
CREATED: 14-MAR-98 11:21:02

Safety Laboratories Department, BE Unit
PLOT PAGE 95

TA6729
SHEET

106

CRTS 0011037



11037001.JPG


Frame 1

CRJTS 0011037

Name:

11037002.JPG






Name:

11037003.JPG

CRTS 0011037



Name :

11037004.JPG

CRTS 0011037



Name:

11037005.JPG


CRTS 0011037



Name:

11037006.JPG

CRTS 0011037



Name :


11037007.JPG

CRTS 0011037



Name: 11037008.JPG


CRTS 0011037



11037

Name: 11037009.JPG

CRTS 0011037



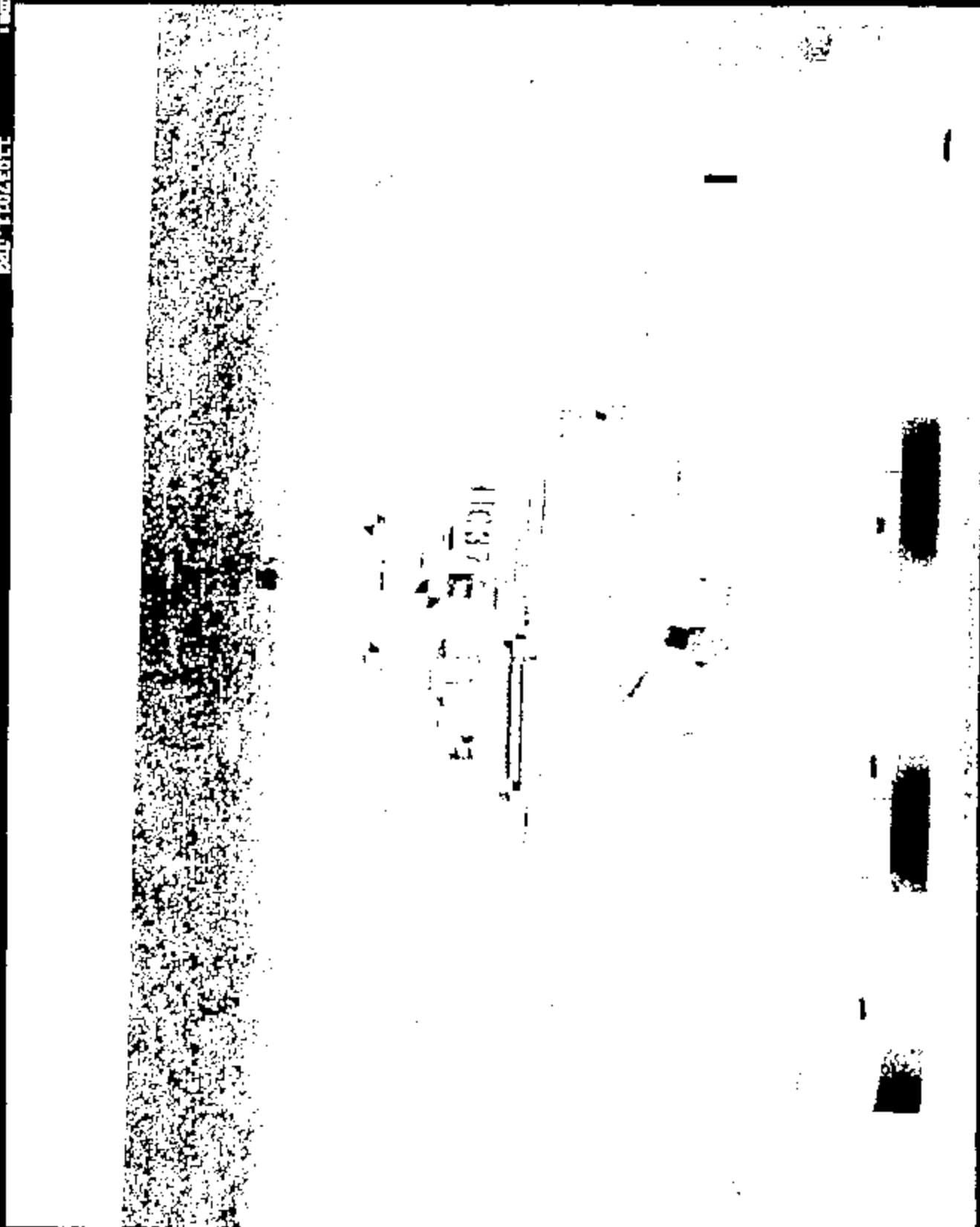
11037

Name: 11037010.JPG

CRIS 0011037

Page 1

11037011.DP2






Name:

11037012.JPG


CRTS 0011037



CRIS 0011037

Name :


11037013.JPG



Name :

11037014.JPG


CRTS 0011037



Name:

11037015.JPG

CRIS 0011037



Name :

11037016.JPG

CRTS 0011037



6729

Meaco I

11037017.JPG

CRTS 0011037



Name:

11037018.JPG



CRTS 0011037


Name :

11037019.JPG




Name:

11037020.JPG



Name:

11037021.JPG



Name:


11037022.JPG

CRIS 0011037



Name: 11037023.jpg

CRTS 0011037



Name :

11037024.JPG


CRTS 0011037

DRP STOLETT

1 00000




CRTS 0011037




Name: 11037026.JPG

CRTS 0011037



Name:

11037027.JPG



00001

11037020.070


CRTS 0011037



Name :

11037025.JPG


CRTS 0011037



Name:

11037030.JPG

CRTS 0011037



11037

Name:

11037031.JPG


CRTS 0011037



Name:

11037032.JPG

CRTS 0011037



Name: 11037033.JPG


CRTS 0011037



Name :

11037034.JPG

CRIS 0011037



Name :

11037036.JPG

CRIS 0011037




6729



Name:

11037037.JPG

CRTS 0011037



Name :

11037038.JPG

CRTS 0011037



6729

Name :

D&F 63078011

CRTS 0011037



Name :

11037040.JPG


CRTS 0011037



Name:


11037041.JPG

CRTS 0011037



Name :

11037042.JPG



0729
LIE


Name :


11037043.JPG

CRTS 0011037

Normalized :

21037044.JPG





6729

Name: 11037045.JPG

CRJS 0011037



573

Name :

11037046.JPG


CRTS 0011037



Name :

11037047.JPG

CRTS 0011037



6729

Image :


11037046 .JPG

CRTS 0011037

10/28/88

11037049.350

6729





6739

Name :

11037050.JPG


CRTS 0011037



Name :


11037051.JPG

CRTS 0011037



Name :

11037052.JPG




Name: 11037053.JPG

CRTS 0011037



Name: 11037054.JPG


CRITS 0011037



CRTS 0011037

MEMO :


11037095.JPG



Name :

11037056.JPG

CRTS 0011037



Home: 11037057.JPG

CRTS 0011037




0001

Name :

11037050.JPG


CRTS 0011037



Name :

11037059.JPG

CRTS 0011037



Name:

11037860.JPG


CRTS 0011037



Name:

11037061.JPG

CRTS 0011037




6729

7-2-1951



Name: 11037063.JPG

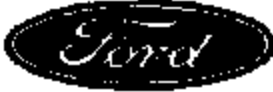
CRIS 0011037



Name :

21037064.JPG

CRIS 0011037

 GTO Test Request		Requestor/Coordinator (PROF ID):	
		KEWING KURT EWING	
Testing Activity: Crash Barrier Test Lab	Date Submitted: 24-JAN-98	Requested Completion Date: 04-MAR-98	Requestor Reference Number:
Test Procedure Number: BT-85	Test Title and / or Subject of Test: DN101 35mph Frontal Barrier Impact		
Billable Requestor Dept No.: T851 AV2215A	Worksheet/Work Order Number: F14	Test conducted to verify control item compliance with Government Regulations:	
Billable Requestor PROF ID: KEWING	Billable Requestor Name: KURT EWING	Yes: <input type="checkbox"/>	No: <input checked="" type="checkbox"/>
Complete the following two questions as indicated 1 - Rational for not replacing this test by CAE Analysis: <input type="checkbox"/> No CAE Methodology or process available <input type="checkbox"/> For CAE Correlation <input type="checkbox"/> Insufficient confidence in CAE <input type="checkbox"/> To obtain basic data for CAE <input type="checkbox"/> Replacement or Improvement of existing Test <input type="checkbox"/> Testing in Outdoor <input type="checkbox"/> Mandatory or Regulatory <input type="checkbox"/> Certification <input type="checkbox"/> Development test for FSS <input checked="" type="checkbox"/> Not applicable Other:		2 - What is the expected Test Outcome: <input type="checkbox"/> Results will meet DVP/PCR requirements <input type="checkbox"/> System Component will not meet Test specification <input checked="" type="checkbox"/> Unknown <input type="checkbox"/> Above is Based on CAE Other:	
(Check appropriate boxes)		(Check appropriate boxes)	
Test Purpose/Test Procedure or Description of Test: T857-BT-85 Fixed Barrier Collision Test -- Occupant Crash Protect (Interim Proc)			
SEE ATTACHMENTS : - BARRIER TEST REQUEST - TEST INSTRUMENTATION REQUEST SHEET.			
Signature Approvals (As Required for Control Purpose)			
Requesting Engineer	KURT EWING	Testing Engineer	
Requesting Supervisor/Manager	JIN BOLAND	Testing Supervisor	

BARRIER TEST REQUEST

TA6729

TEST ID: [REDACTED]

TEST OBJECTIVE: DEVELOPMENT, OCCUPANT PERFORMANCE
 IMPACT SPEED (MPH): 35
 TEST PROCEDURE: ST-25
 IMPACT TEST VEHICLE FRONTALLY INTO 90 DEGREE RIGID BARRIER.

TEST ID: [REDACTED]

TEST VEHICLE TAG: 578T221
 TEST VEHICLE VIN: 1FALP6380XG146781
 MODEL: DN101
 MODEL YEAR: 1999
 TASK NO.: P14
 BILLABLE DEPT.: T551
 PDL: CDC-0267

TEST ID: [REDACTED]

FUEL: TYPE= NONE FILL LEVEL (GAL.) = 0

TEST ID: [REDACTED]

TIRE PRESSURE (PSI): FRONT = 30 REAR = 30 SPARE = NA
 CURB WEIGHT (LBF.): FRONT = 2131 REAR = 1463 TOTAL = 3294
 TEST WEIGHT (LBF.): FRONT = 2289 REAR = 1668 TOTAL = 3854
 +/- = 25

RIDE HEIGHTS (IN.): FRONT = LEVEL RKR +/- = TO GROUND REAR = LEVEL RKR +/- = TO GROUND

WEIGH UP INSTRUCTIONS:

MAY REMOVE: EXHAUST, DECK LID, DOOR GLASS, INTERIOR TRIM, FUEL TANK.
 DO NOT PLACE WEIGHT: FRONT FOOTWELLS, OR UNDERHOOD LOCATIONS OTHER THAN IN ENGINE (SEE BELOW).
 MAX ADD TO ENGINE: 75 LBF.
 LOAD TO TEST WEIGHT & LEVEL ROCKERS WRT GROUND.
 SPRING INSERTS ACCEPTABLE.

TEST ID: [REDACTED]

OCCUPANT TYPE: LEFT FRONT = HYBRID 3 60TH %
 RIGHT FRONT = HYBRID 3 60TH %

DUMMY POSITIONING: ST-25 DRIVER FOOT-REST: YES

SEAT POSITIONING:

	LONG	VERT	BACK ANGLE (DEG.)	FKG CHK.
LEFT FRONT =	MD	FULL DWN	27.8 (FRAME)	Y
RIGHT FRONT =	MD	FULL DWN	27.8 (FRAME)	Y

NOTE TO PACKAGE LAB: PLEASE RECORD BODY COORDINATES OF ROCKER @ B-PILLAR TGT ALSO.

RESTRAINTS USAGE:

	BELT	PYRO BELT	FRT BAG	SIDE BAG
LEFT FRONT =	X		X	
RIGHT FRONT =	X		X	

USE NEW STYLE SEAT BELT LOAD CELLS.

FILE 3/5/98

SENSOR SYSTEM: REMOTE DEPLOY @ 12 ms.

BARRIER TEST REQUEST

TA6729

DIMENSIONAL ANALYSIS: NONE

STILL PHOTO: STANDARD PRE & POST TEST

HIGH SPEED FILM:

OFFBOARD			ONBOARD		
1	RIGHT	OVERALL	1	RIGHT	FRONT DOOR
2	RIGHT	A-PILLAR FORWARD	2	RIGHT	RETRACTOR
3	RIGHT	DUMMY KINEMATICS	3	RIGHT	D-RING
4	LEFT	OVERALL	4	RIGHT	OVER SHOULDER
5	LEFT	A-PILLAR FORWARD	5	LEFT	FRONT DOOR
6	LEFT	DUMMY KINEMATICS	6	LEFT	RETRACTOR
7	OVERHEAD	OVERALL	7	LEFT	D-RING
8	OVERHEAD	A-PILLAR FORWARD	8	LEFT	OVER SHOULDER
9	PIT	A-PILLAR FORWARD			
TOTAL OFFBOARD = 9			TOTAL ONBOARD = 8		

FILM ANALYSIS: LEFT ROCKER DISP. & VELOCITY @ B-PILLAR WRT GROUND
 RIGHT ROCKER DISP. & VELOCITY @ B-PILLAR WRT GROUND
 LEFT DUMMY HEAD DISP. & VELOCITY WRT LEFT ROCKER @ B-PILLAR
 RIGHT DUMMY HEAD DISP. & VELOCITY WRT RIGHT ROCKER @ B-PILLAR
 VEHICLE PITCH
 VEHICLE DROP

DIGITIZED FILM:

OFFBOARD	3	RIGHT	DUMMY KINEMATICS
OFFBOARD	6	LEFT	DUMMY KINEMATICS

SPECIAL BUILD INSTRUCTIONS:

- 1 UPDATE DRIVER AIR BAG (24" DIA, 2000, 10" TETHER, MGA 300K9 KPa/m)
- 2 UPDATE PASSENGER AIR BAG (-22, 2X55, MPH 2.76)
- 3 UPDATE RIGHT & LEFT FRONT SEAT BELT ASSEMBLIES (ANNEALED TOR BAR, 10.3 mm DIA DRIVER, 9.8 mm DIA PASS.)
- 4 UPDATE RAD SUPPORT CENTER TO ACCEPT FCS & ACCEL.
- 5 UPDATE ECS MODULE.
- 6 REMOVE EXHAUST, DECKLID, SIDE WINDOW GLASS, FUEL TANK.
- 7 UPDATE FRONT BUMPER TO RA1320 MATERIAL BEAM. DO NOT REPLACE FRT FASCIA.
- 8 COLOR CONTRAST FRONT BUMPER BEAM.

CONTACTS:

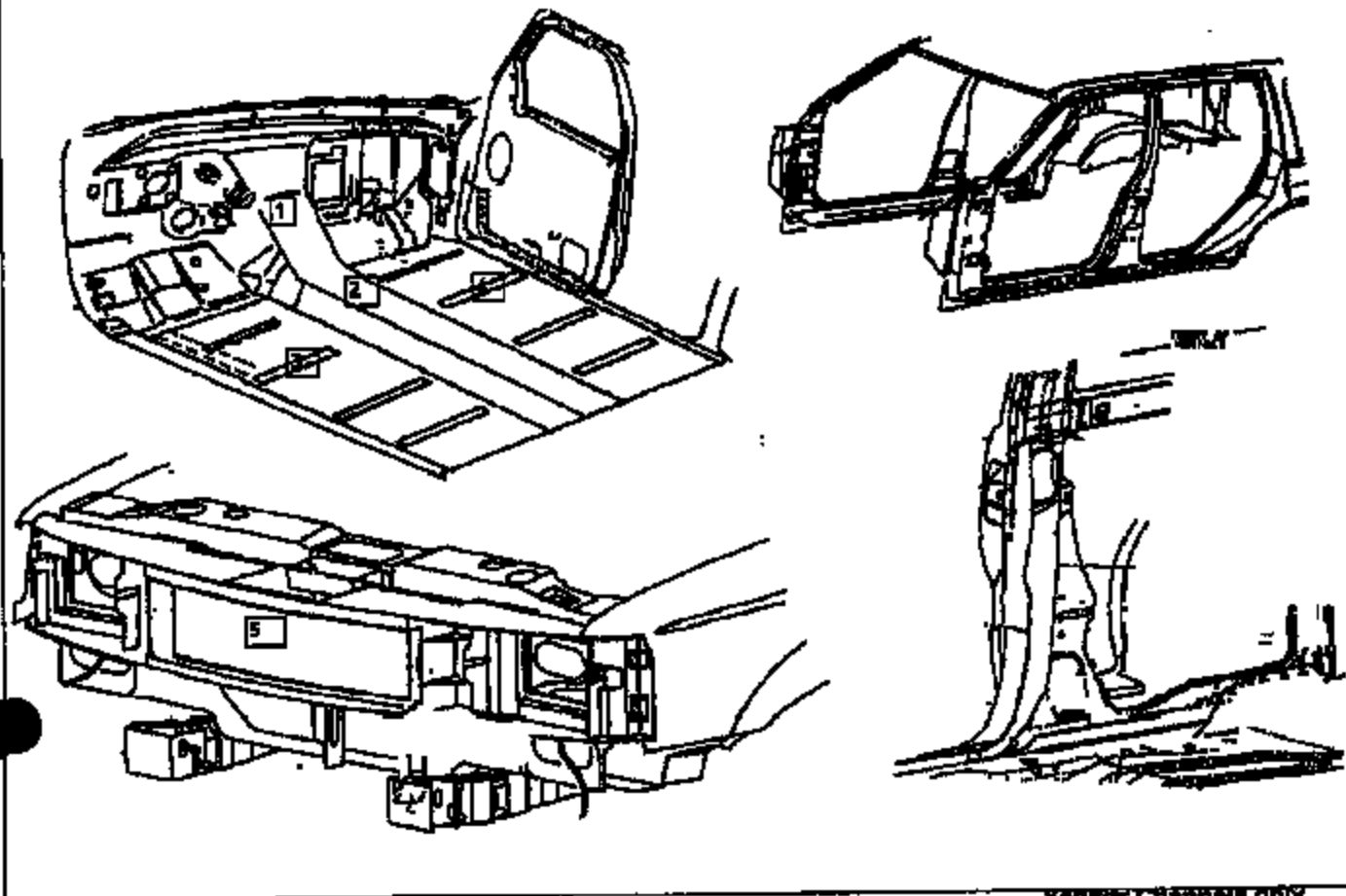
	NAME	PHONE	PAGER
REQUESTOR:	K. EWING	24-66185	KEWI
BLD. COORD:	B. PAGANO	32-30646	BPAG
SUPERVISOR:	M. JUROSEK	32-39668	MJUR

File: TA6729, Tab: REQUEST
 Revised: 03/05/98
 Printed: 3/5/98, 7:38 AM

SENSOR MAP

TA6720

Program: DN101
 Vehicle ID: 579T221
 Build level: AP
 Test Mode: 35/00/BLT



Sensor Channels only

Location Name	Supplier	Output	Nominal (+/-)	Max/Min	Serial #
1 C/F FLOOR PAN @ FORWARD TUNNEL	ACCEL	TRIAK	NA	NA	NA
2 C/F FLOOR PAN @ TUNNEL	ACCEL	TRIAK	NA	NA	NA
3 C/F FLOOR PAN @ TUNNEL	ACCEL	TRIAK	NA	NA	NA
3 L/R FLOOR PAN @ #2 XBR	ACCEL	TRIAK	NA	NA	NA
4 R/R FLOOR PAN @ #2 XBR	ACCEL	TRIAK	NA	NA	NA
5* C/RAD @ FCS ACD BR008-1	VISION (ACD)	volts	5+/- .25	10	070997A
C/RAD @ FCS ACD BR008-2		volts	5+/- .25	10	070997A
C/RAD @ FCS ACD BR008-3		volts	5+/- .25	10	070997A
C/RAD @ FCS ACD BR008-4		volts	5+/- .25	10	070997A
5 C/RAD @ FCS ACD	ACCEL	TRIAK	NA	NA	NA

KLS
4/5/88

* 1-zero input required for ACD FCS.

NOTE: ALL VISION (ACD) PARTS REQUIRE 12V POWER SUPPLY.

DDR SERIAL NO. = DDR4-021308B

DUMMY MEASUREMENT REPORT
CRASH BARRIER

TEST NUMBER 11037
TEST ORDER NUMBER TA6729

DUMMY POSITION LEFT
DUMMY ABBREV 50H3

FRONT

ABSOLUTE MEASUREMENTS (INCH)	MEASUREMENT
LEG (HYB II) / KNEE (HYB III) TO INST PANEL LEFT	3.20
LEG (HYB II) / KNEE (HYB III) TO INST PANEL RIGHT	3.20
ROCKER TARGETS TO GROUND FRONT	7.40
ROCKER TARGETS TO GROUND REAR	7.50
NOSE TO STEERING WHEEL	15.40
NOSE TO INSTRUMENT PANEL	
INSTRUMENT PANEL TO TORSO	
STEERING WHEEL TO TORSO	7.20
STEERING WHEEL TOP LEGS	0.80
KNEE SPREAD OS-OS (HYB II) / CL-CL (HYB III)	9.40
SEAT BACK ANGLE	28.30
PELVIC ANGLE	23.30
HEAD ANGLE	0.20
ROCKER ANGLE	0.50
NECK BRACKET ANGLE	0.00
BUMPER TARGET TO GROUND	

RELATIVE MEASUREMENTS (INCH)	WRT FRT RKR TGT
HEAD LAT	15.10
HEAD VERT	37.20
HEAD LONG	14.30

SHOULDER LAT
SHOULDER VERT
SHOULDER LONG

H-POINT LAT	10.40
H-POINT VERT	11.80
H-POINT LONG	9.10

O/S KNEE BOLT LAT	11.10
O/S KNEE BOLT VERT	17.40
O/S KNEE BOLT LONG	-5.20

DUMMY MEASUREMENT REPORT
CRASH BARRIER

RUN NUMBER 11037
TEST ORDER NUMBER TA6729

DUMMY POSITION RIGHT FRONT
DUMMY ABBREV 50H3

ABSOLUTE MEASUREMENTS (INCH)	MEASUREMENT
LEG (HYB II)/KNEE (HYB III) TO INST PANEL LEFT	4.00
LEG (HYB II)/KNEE (HYB III) TO INST PANEL RIGHT	3.70
ROCKER TARGETS TO GROUND FRONT	7.10
ROCKER TARGETS TO GROUND REAR	7.90
NOSE TO STEERING WHEEL	
NOSE TO INSTRUMENT PANEL	22.20
INSTRUMENT PANEL TO TORSO	16.90
STEERING WHEEL TO TORSO	
STEERING WHEEL TOP LEGS	
KNEE SPREAD OS-OS (HYB II)/CL-CL (HYB III)	7.80
SEAT BACK ANGLE	26.60
PELVIC ANGLE	21.80
HEAD ANGLE	0.20
ROCKER ANGLE	-0.40
NECK BRACKET ANGLE	
BUMPER TARGET TO GROUND	

RELATIVE MEASUREMENTS (INCH)	WRT FRT RKR TGT
------------------------------	--------------------

HEAD LAT	14.80
HEAD VERT	38.30
HEAD LONG	14.30

SHOULDER LAT
SHOULDER VERT
SHOULDER LONG

H-POINT LAT	10.90
H-POINT VERT	11.00 12.4
H-POINT LONG	9.10

O/S KNEE BOLT LAT	11.80
O/S KNEE BOLT VERT	15.80
O/S KNEE BOLT LONG	-5.80