

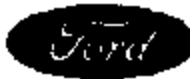
EA03-010

Ford

10/22/03

Attachment F

Book 18 of 24



"RECORD COPY"
 Schedule No. 2-7-12
 Retain Until 2018

FINAL TEST REPORT

**Global Test Operations
 Advanced Vehicle Technology**

TO: J. Boland

Test Order No. T-A4582
 Work Task W. O. No. XHT39
 Test Date 8/25/97
 Date Reported 4/21/98
 Sheet 1 of 145

SUBJECT: Crash Test 10810 (90° Front Fixed Barrier Impact at 20.4 ± 0.4 mph, 32.8 ± 0.6 km/h) - 199X Taurus 4-Door Sedan

REQUESTED BY: Vehicle Safety and CAE Department, Advanced Vehicle Technology - K. Ewing

OBJECT: To obtain development data relative to air bag system sensors.

SUMMARY OF TEST RESULTS: See Section 1.0 for air bag system sensor data.

Concur:  4/21/98
 R. Burns
 Section Supervisor
 Operations Engineering Section


 S. Pingleton
 Test Development Engineer

VEHICLE DATA:

Make and Model 199X Taurus 4-Door Sedan
ID Numbers 1FALE52U6TG134258, 311-T-899
Power Train 3.0L, EFI, Automatic (AX4N) Transaxle
Fuel Tank(s) Test Condition: Empty
Front Seat(s) Type: Bucket
 Cover: Cloth
 Tracks/Position: LF: 6-Way Power/Mechanical Mid and Down
 RF: Manual/Mechanical Mid
 Seat Backs/Position: Adjustable/LF: 26.4° Rear of Vertical, RF: 26.3° Rear of Vertical
 Head Restraints/Position: Adjustable/Up
Restraint System LF: 3-Point Continuous Loop Active Belt and Steering Wheel Air Bag
 RF: 3-Point Continuous Loop Active Belt and Instrument Panel Air Bag
Occupants LF & RF: 50th Percentile Male, Hybrid III Instrumented
Test Weight Front: 2276 lb (1032 kg)
 Rear: 1918 lb (870 kg)
 Total: 4194 lb (1902 kg)
Tires Front: P205/65R15 30 psi (207 kPa)
 Rear: P205/65R15 30 psi (207 kPa)
 Spare: Removed
Significant Content or Accessories: Air Conditioning, Power Steering, Power Brakes, Tilt Steering Wheel

GENERAL TEST COMMENTS:

1. Test Procedure

The test was performed according to the following Corporate test procedure(s):

Fixed Barrier Collision, T657-ST-14 dated July 17, 1996.

2. Remarks

Crash movies, pre- and post- crash still images of the test vehicle and copies of this report are available only through the Crash Test Operations Section after permission is obtained from the test requesting department. The crash still images are stored on CD ROMs. The file names of the still images are listed under crash number and a three digit sequence number which are 10810001 through 10810036.

TEST RESULTS:

1.0 Sensor Development

Time histories of the dummy dynamic displacements obtained from Film Analysis are included in this report.

Time histories of the air bag/sensor(s) are included in this report.

Time histories of any requested derived data (i.e. integrations, etc.) were given to the requesting activity and are not included in this report.

2.0 Vehicle Crush, Film Analysis and/or Instrumentation Data

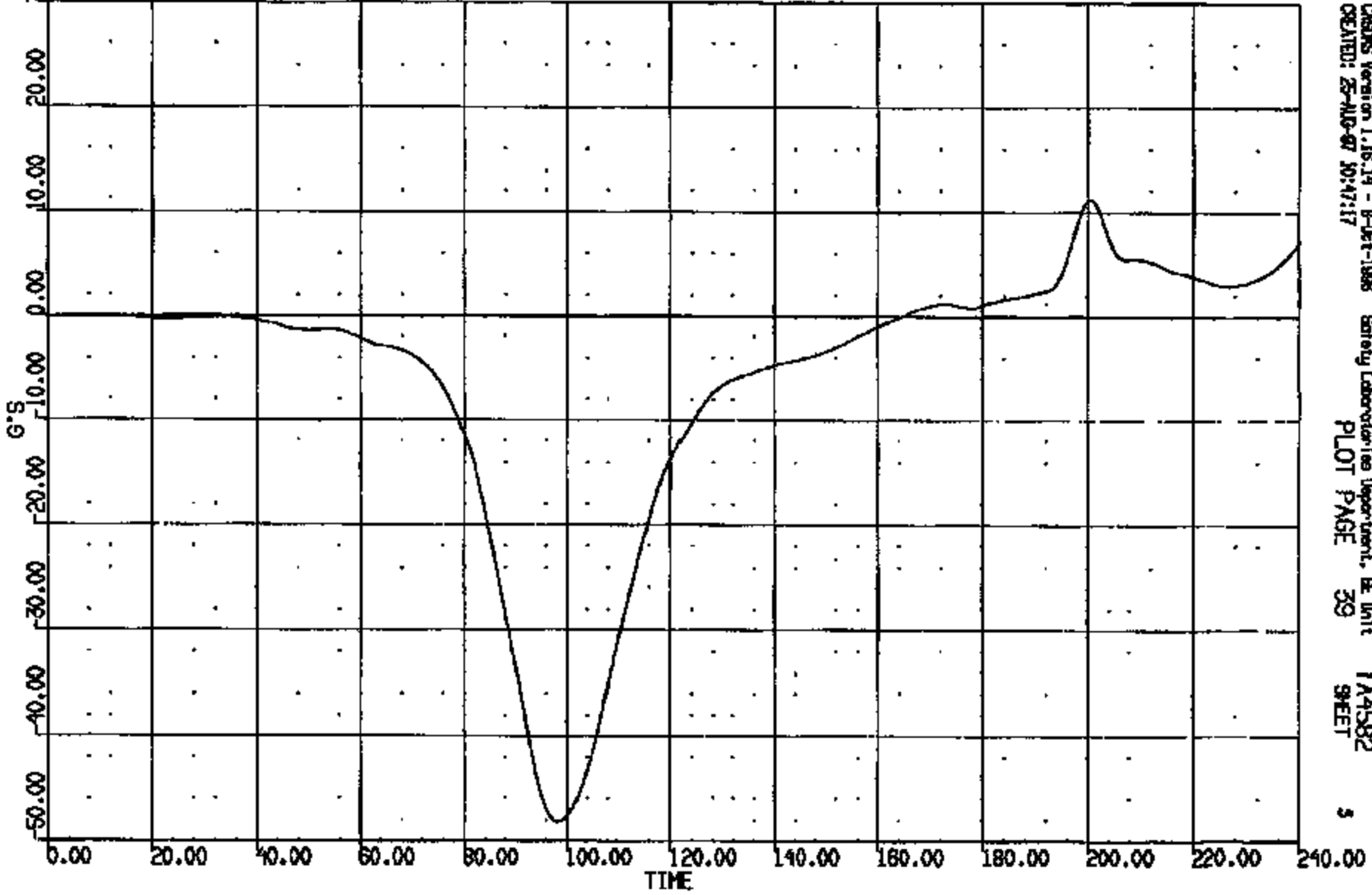
Time histories of the vehicle accelerations and other instrumentation are included in this report.

Time histories of vehicle dynamic displacements obtained from Film Analysis are included in this report.

Time histories of any requested derived data (i.e. integrations, etc.) were given to the requesting activity and are not included in this report.

CR R: 10610 TO: TA4582 DATE: 970825 10:04:08
199X DN-101

(91) CR10810T L/F DUMMY HEAD C.G. LONG 60C
MAX = 11.22 at 200.5 MS MIN = -48.23 at 98.08 MS **AXIS 1**

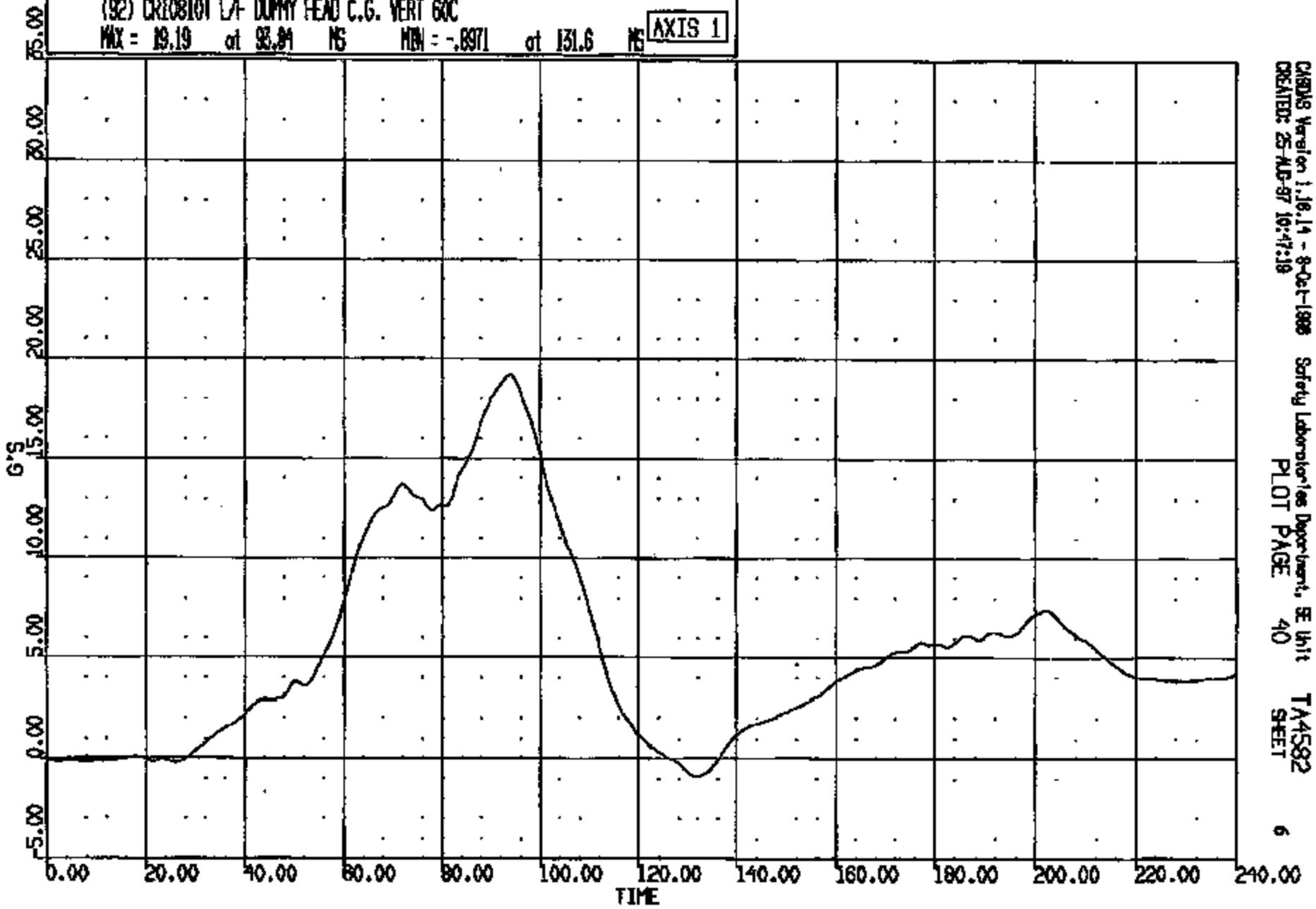


CHANS Version 1.16.14 - 8-Oct-1988 Safety Laboratories Department, BE Unit TA4582
CREATED: 25-AUG-97 10:47:17 PLOT PAGE 39 SHEET 5

CRTS 0010810

CR R: 10810 TO: TA4582 DATE: 870825 10:04:08
199X DN-101

(92) CR10810Y L/F DUMMY HEAD C.G. VERT 60C
MAX = 19.19 at 93.84 MS MIN = -.8971 at 131.6 MS **AXIS 1**

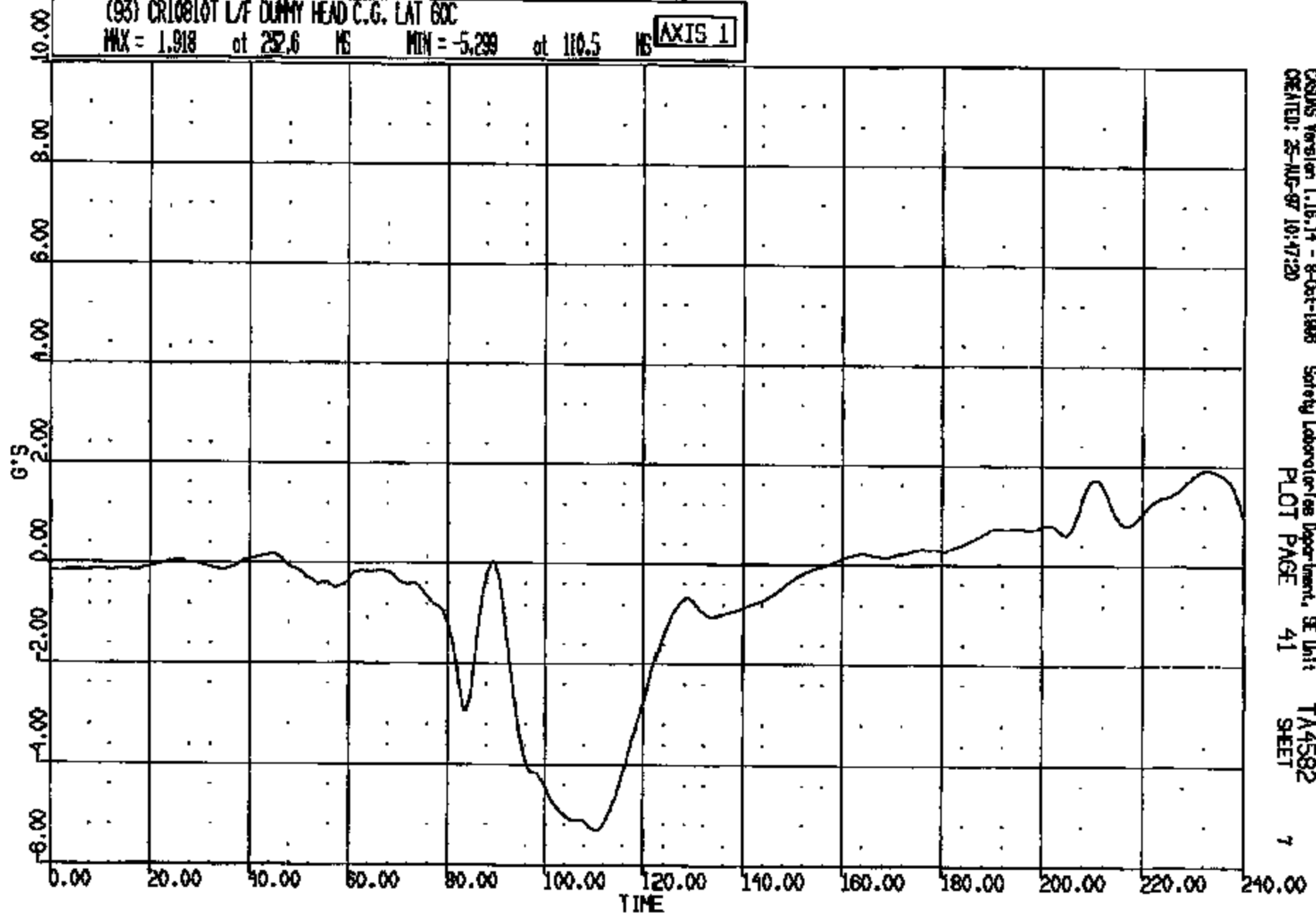


CR10810 Version 1.16.14 - 8-Oct-1988 Safety Laboratories Department, SE Unit TA4582
CREATED: 25-AUG-87 10:47:18 PLOT PAGE 40 SHEET 6

CRTS 0010810

CR R: 10810 TO: TA4582 DATE: 070825 10:04:08
199X ON-101

(93) CR10810T L/F DUMMY HEAD C.G. LAT 60C
MAX = 1.918 at 252.6 MS MIN = -5.299 at 110.5 MS **AXIS 1**

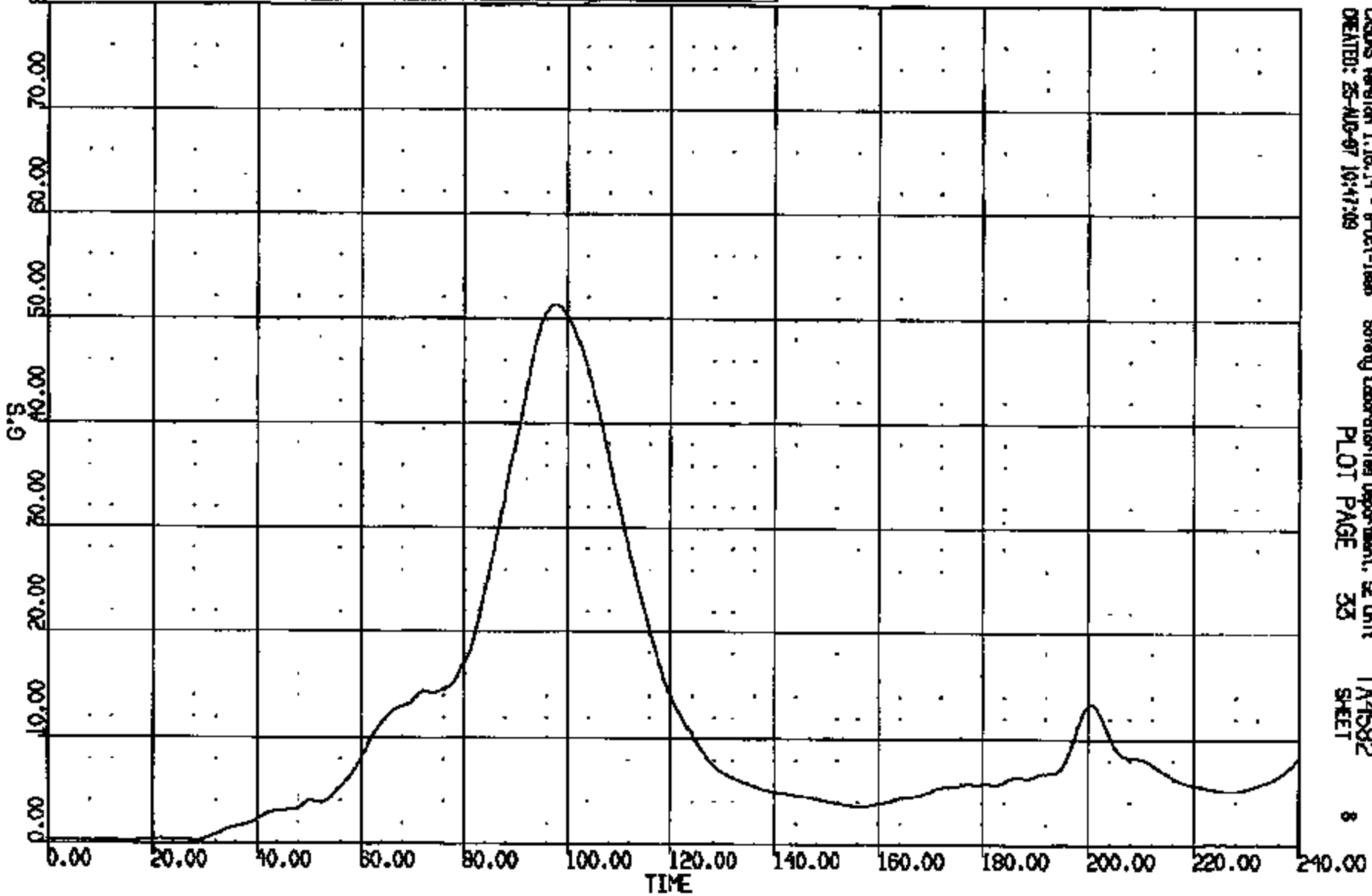


CRS Version 1.16.14 - 8-Oct-1998 Safety Laboratories Department, SE Unit: TA4582
CREATED: 25-AUG-97 10:17:20 PLOT PAGE 41 SHEET 7

CRTS 0010810

CR 10810 TO: TA4582 DATE: 970825 10:04:08
LIB: D ZZZZZZ
IHHH: DLR: 240.0 T1/T2: 88.0 114.
IHHH: DLR: 88.0 T1/T2: 88.0 114.
IHHH: DLR: 18.0 T1/T2: 81.2 108.

(1000) CR10810T L/F DUMMY HEAD C.G. RES 60C
MAX = 51.35 at 97.88 MS MIN = 0.1610 at 15.28 MS **AXIS 1**

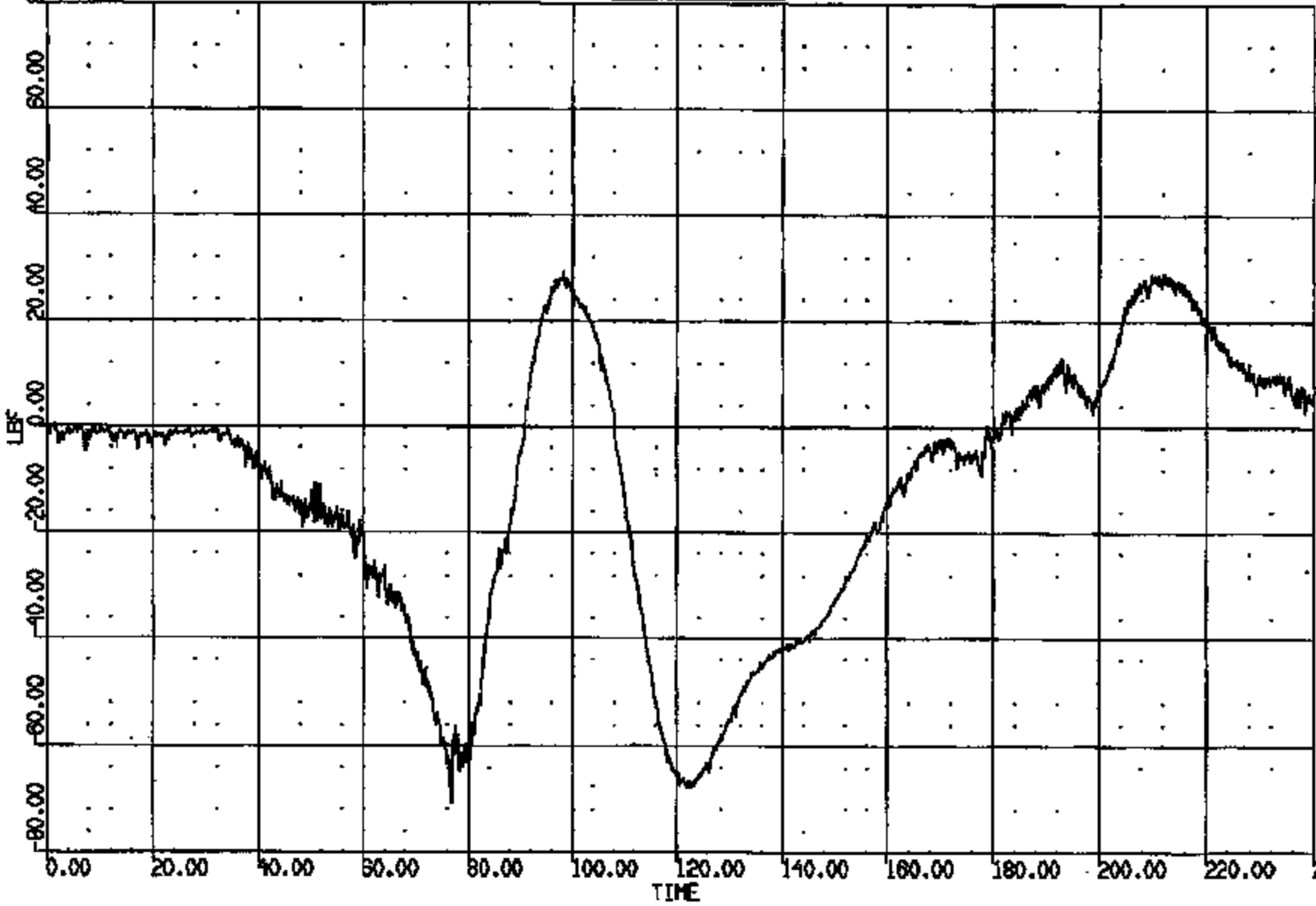


CRS05 Version 1.16.14 - P-0-1-1008 Safety Laboratory Department, EE Unit TA4582
CREATED: 25-AUG-97 10:47:39 PLOT PAGE 33 SHEET 8

CR10810

CR R: 10810 TO: TA4582 DATE: 870825 10:04:08
100X DN-101

(94) CR10810T L/F DUMMY NECK UPPER LOAD FX 1000C
MAX = 29.03 at 212.2 MS MIN = -70.77 at 76.80 MS **AXIS 1**



CRAMS Version 1.18.14 - 8-Oct-1988 Safety Laboratories Department, SE Unit TA4582
CREATED: 25-AUG-87 10:17:21 PLOT PAGE 42 SHEET 9

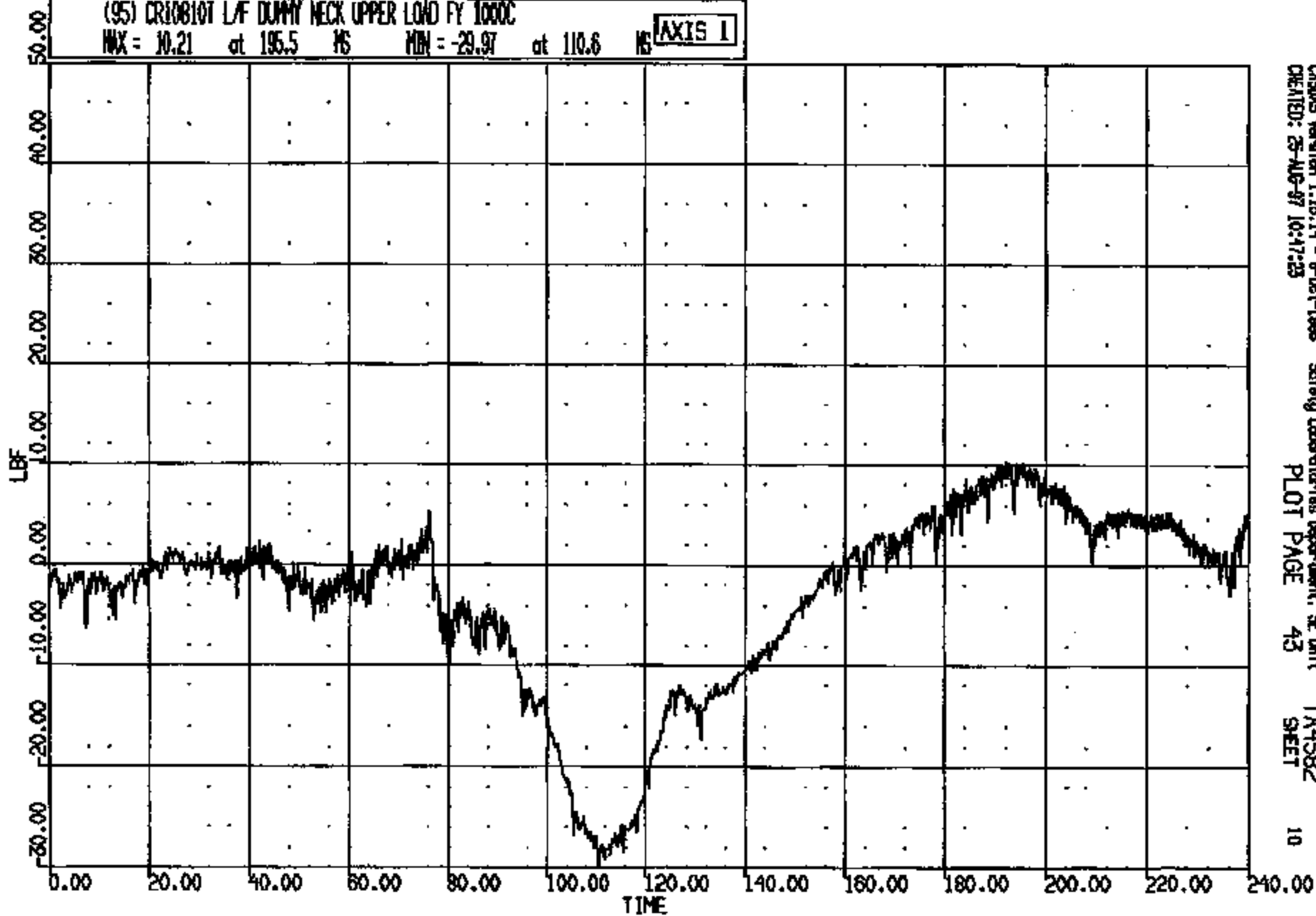
CRTS 0010810

CR R: 10810 TO: TA4582 DATE: 970825 10:04:09
199X DN-101

(95) CR10810T L/F DUMMY NECK UPPER LOAD FY 1000C

MAX = 10.21 at 195.5 MS MIN = -29.97 at 110.6 MS

AXIS 1



CRSIS Version 1.18.14 - 8-Oct-1996
CREATED: 25-AUG-97 10:47:23

Safety Laboratories Department, SE Unit
PLOT PAGE 43

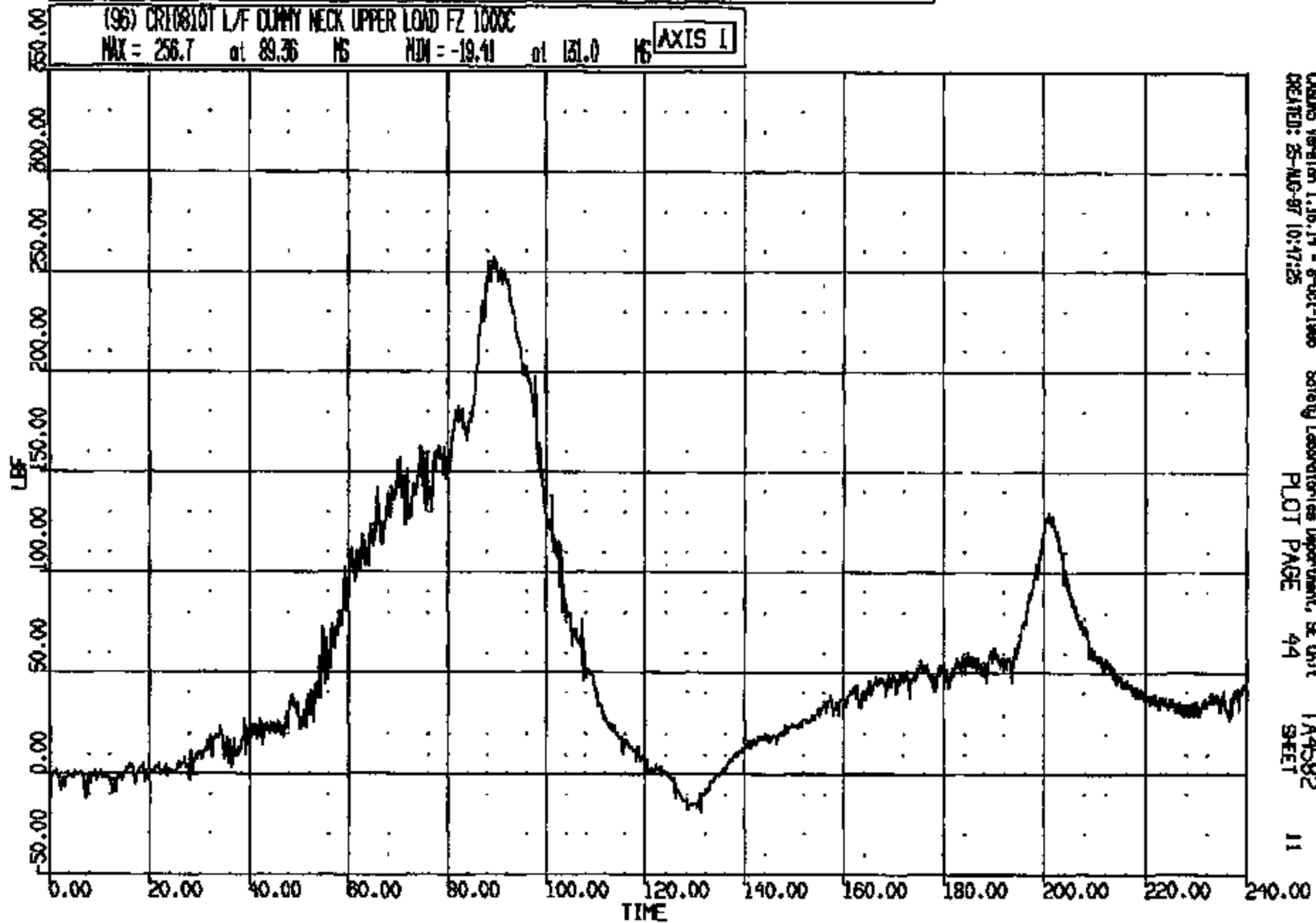
TA4582
SHEET

10

CRTS 0010810

CR R: 10810 TO: TA4582 DATE: 870825 10:04:08
198X DN-101

(96) CR10810T L/F DUMMY NECK UPPER LOAD FZ 1000C
MAX = 256.7 at 89.36 MS MIN = -19.41 at 131.0 MS **AXIS 1**

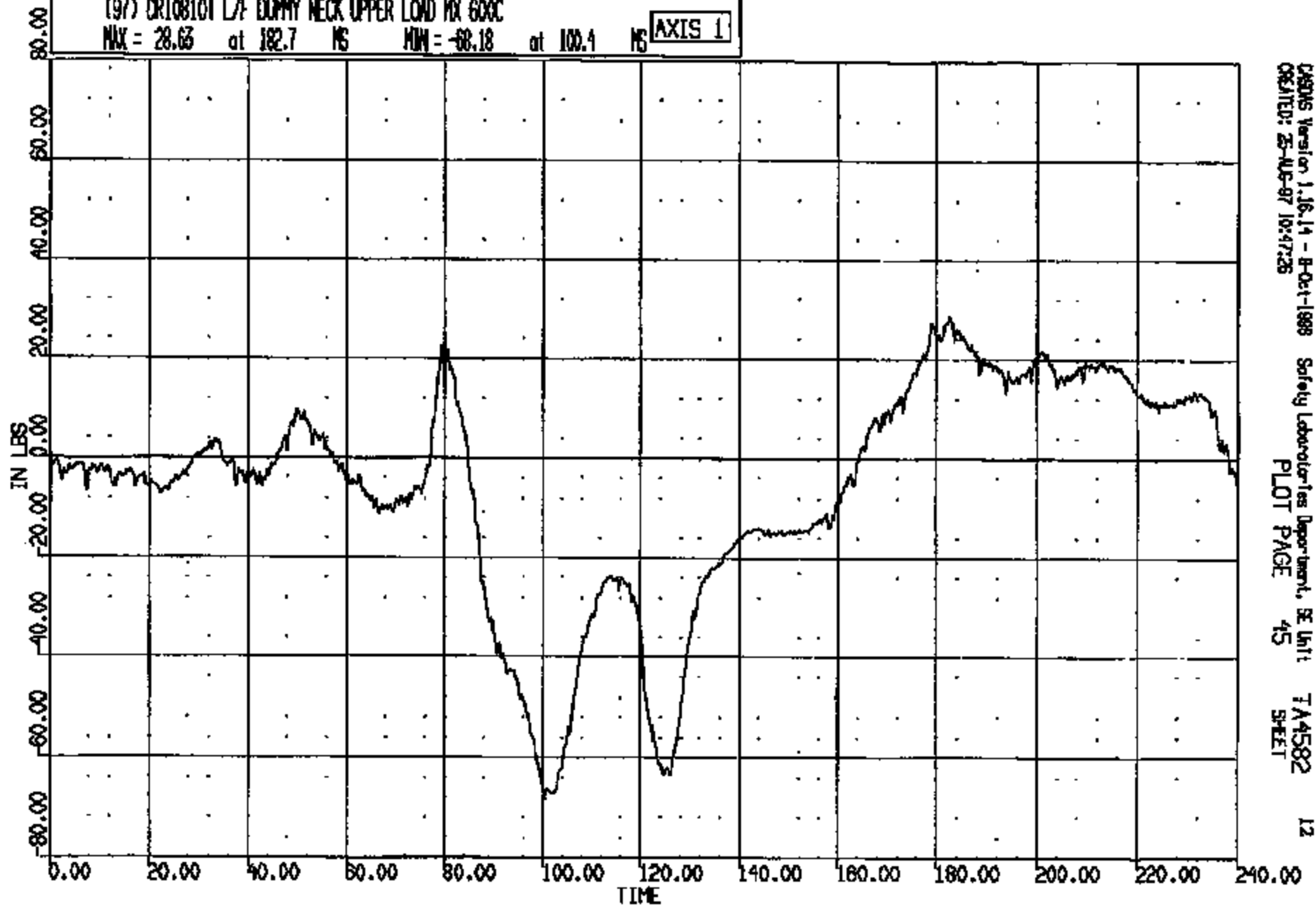


CRS05 Version 1.16.14 - 8-01-1986 Safety Laboratories Department, EE Unit
CREATED: 25-AUG-87 10:17:25
PLOT PAGE 44
TA4582
SHEET 11

CRTS 0010810

CR R: 10810 TO: TA4582 DATE: 870825 10:04:08
199X DN-101

(97) CR10810T L/F DUMMY NECK UPPER LOAD MX 600C
MAX = 28.63 at 182.7 MS MIN = -68.18 at 100.1 MS **AXIS 1**



CRS Version 1.16.14 - 8-Oct-1988 Safety Laboratories Department, SE Unit
CREATED: 25-AUG-87 10:47:26
PLOT PAGE 45 TA4582 12
SHEET

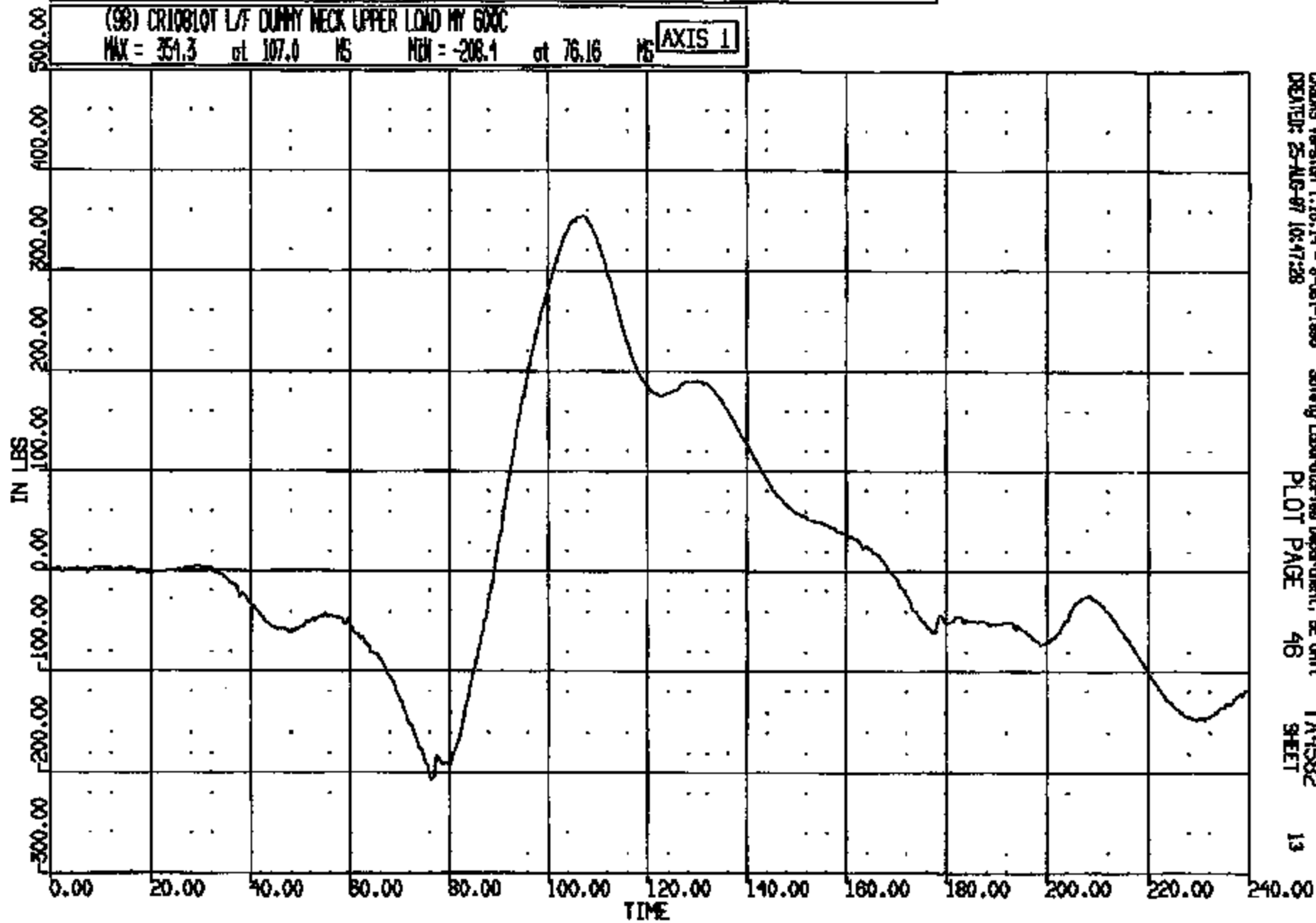
CRIS 0010810

CR R: 10810 TO: TA4582 DATE: 970925 10:04:08
189X DN-101

(98) CR10810T L/F DUMMY NECK UPPER LOAD MY 600C

MAX = 351.3 at 107.0 MS MIN = -208.1 at 76.16 MS

AXIS 1



CADDS Version 1.16.14 - 8-Oct-1996
CREATED: 25-AUG-97 10:47:28

Safety Laboratories Department, SE Unit
PLOT PAGE 48

TA4582
SHEET

13

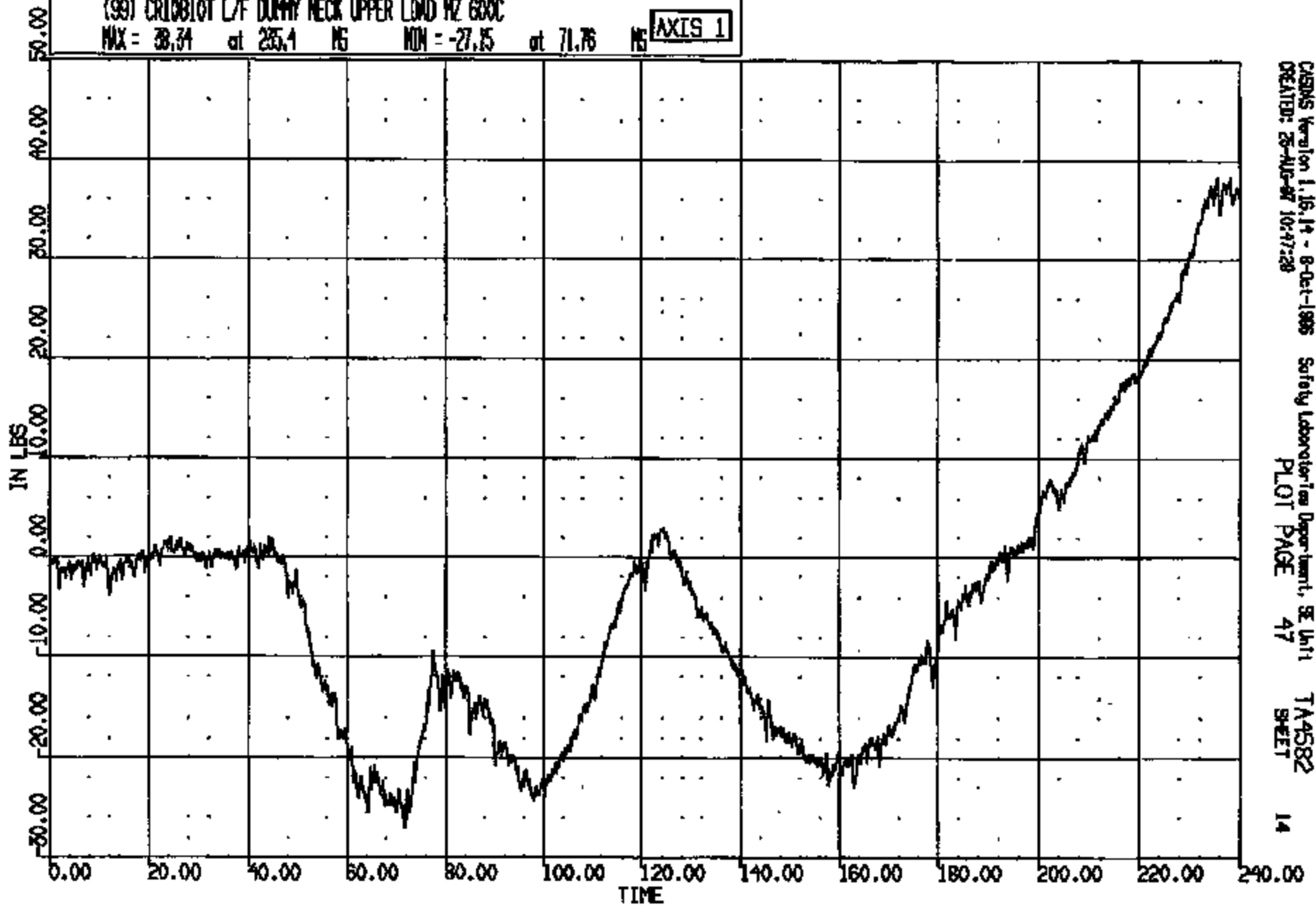
CR10810

CR R: 10810 TO: TA4582 DATE: 970823 10:04:08
100X DN-101

(99) CR10810T L/F DUMMY NECK UPPER LOAD MZ 600C

MAX = 38.34 at 235.4 MS MIN = -27.15 at 71.76 MS

AXIS 1



CASMS Version 1.16.14 - 8-Oct-1986
CREATED: 26-AUG-87 10:47:28

Safety Laboratories Department, SE Unit
PLOT PAGE 47

TA4582
SHEET

14

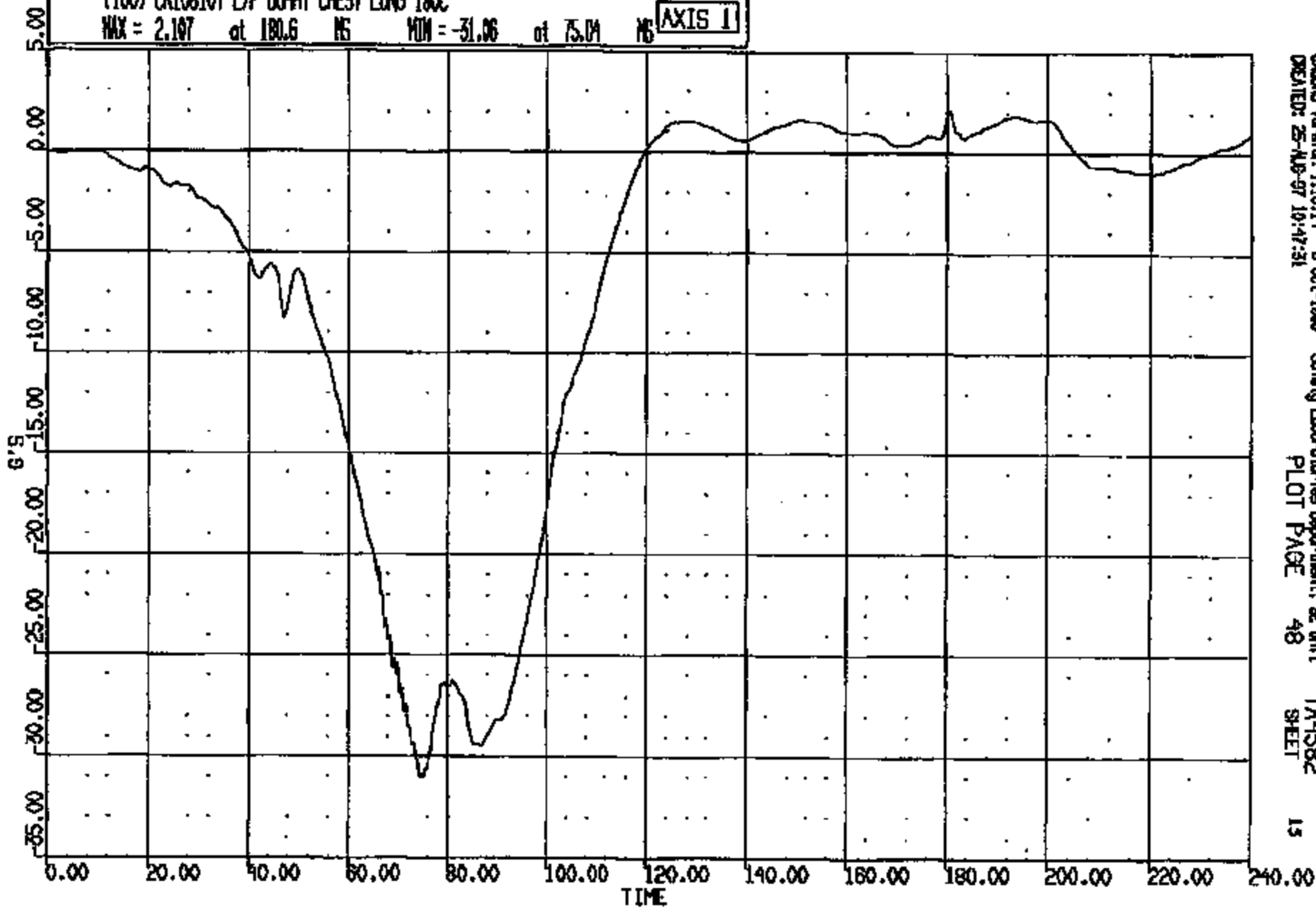
CRIS 0010810

CR R: 10810 TO: TA4582 DATE: 970825 10:04:08
199X DN-101

(100) CR10810T LAF DUMMY CHEST LONG 180C

MAX = 2.197 at 180.6 MS MIN = -31.06 at 75.04 MS

AXIS 1



CRS Version 1.16.14 - 8-Oct-1998
CREATED: 25-AUG-97 10:47:31

Safety Laboratories Department, SE Unit
PLOT PAGE 48

TA4582
SHEET

15

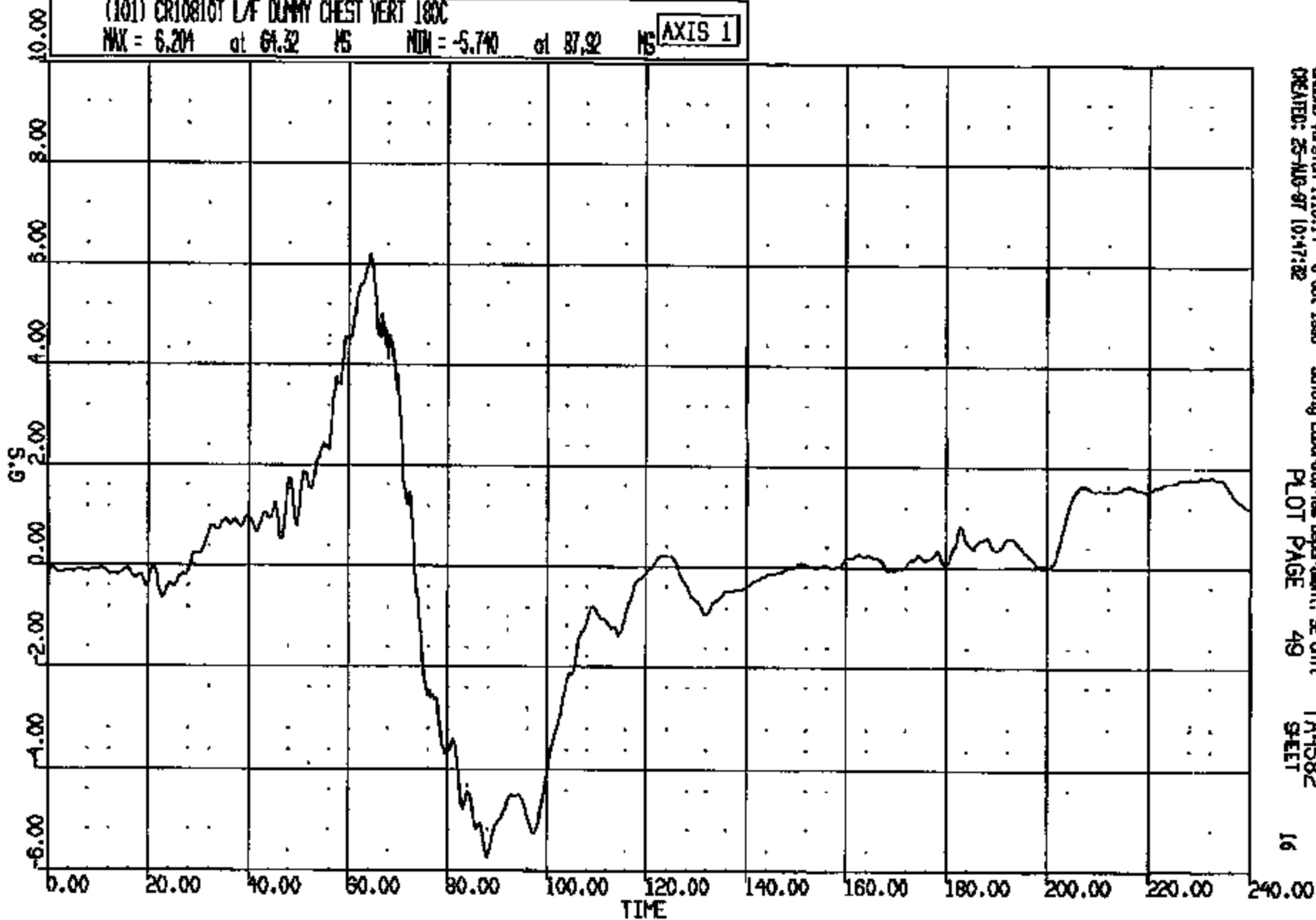
CR10810

CR #: 10810 TO: TA4582 DATE: 970825 10:04:06
189X DN-101

(101) CR10810T L/F DUMMY CHEST VERT 180C

MAX = 6.204 at 64.32 MS MIN = -5.740 at 87.92 MS

AXIS 1



CADWMS Version 1.16.14 - 9-Oct-1998
CREATED: 25-AUG-97 10:47:32

Safety Laboratories Department, SE Unit
PLOT PAGE 49

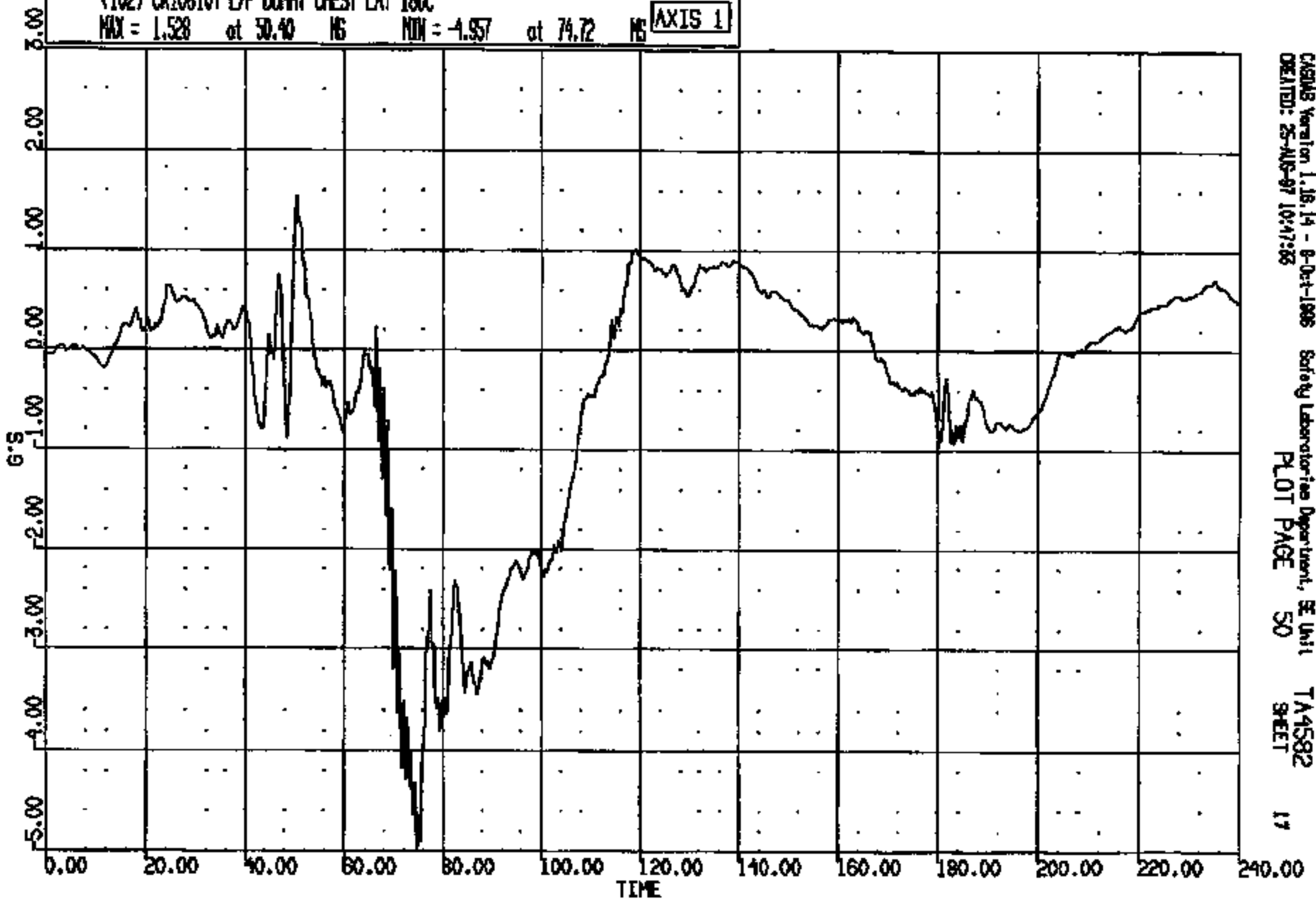
TA4582
SHEET

16

CRTS 0010810

CR R: 10810 TO: TA4582 DATE: 970823 10:04:08
199X DN-101

(102) CR10810T L/F DUMMY CHEST LAT 180C
MAX = 1.528 at 50.40 MS MIN = -4.957 at 74.72 MS [AXIS 1]



CASIMB Version 1.16.14 - 8-Oct-1996 Safety Laboratories Department, SE Unit TA4582
CREATED: 25-AUG-97 10:47:56 PLOT PAGE 50 SHEET 17

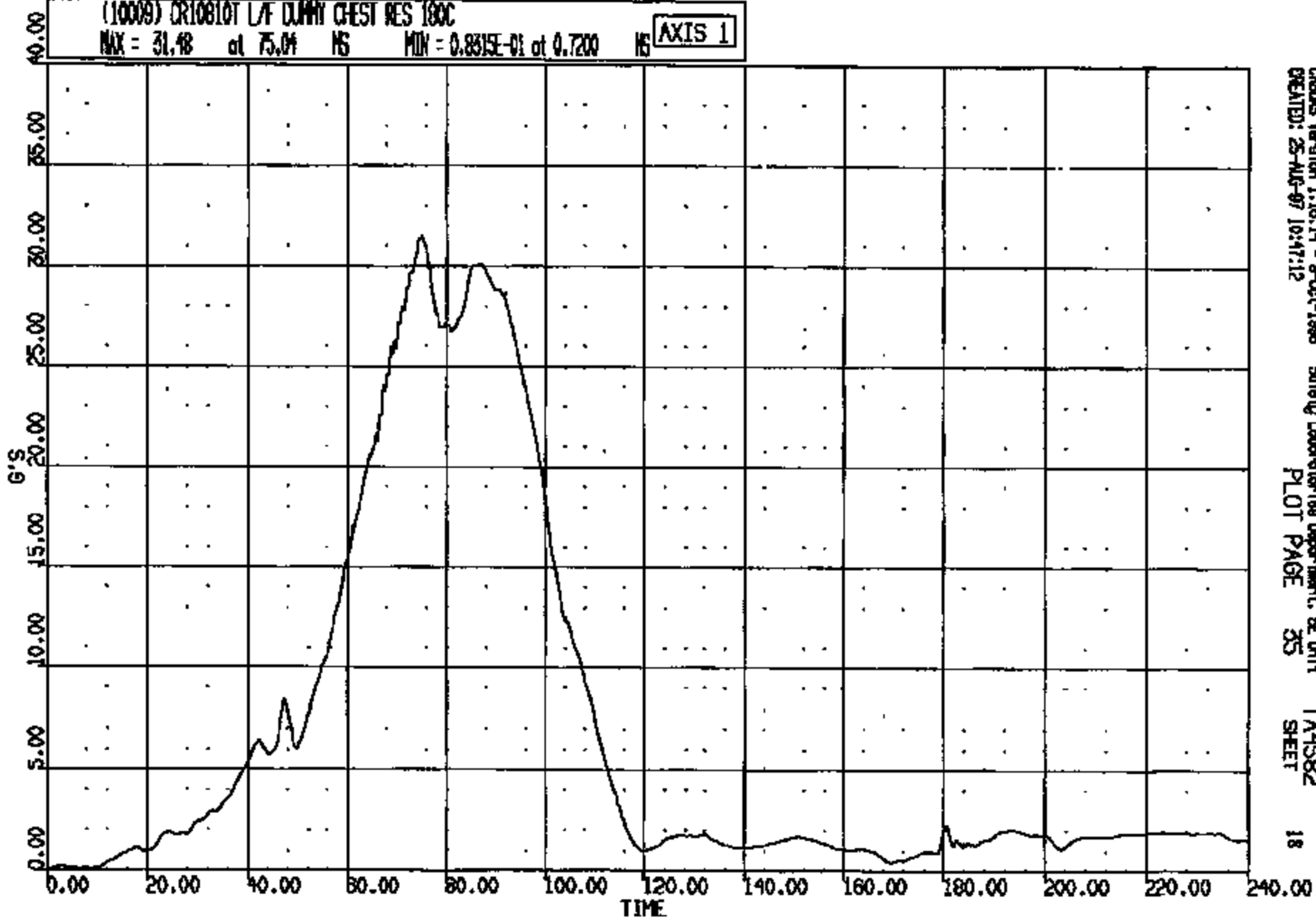
CRIS 0010810

CR R: 10810 TC: TA4582 DATE: 870825 10:04:08
199X DN-101
CUMDUR = 30.126 Duration time = 2.9817

(10009) CR10810T L/F DUMMY CHEST RES 180C

MAX = 31.48 at 75.04 MS MIN = 0.8315E-01 at 0.7200 MS

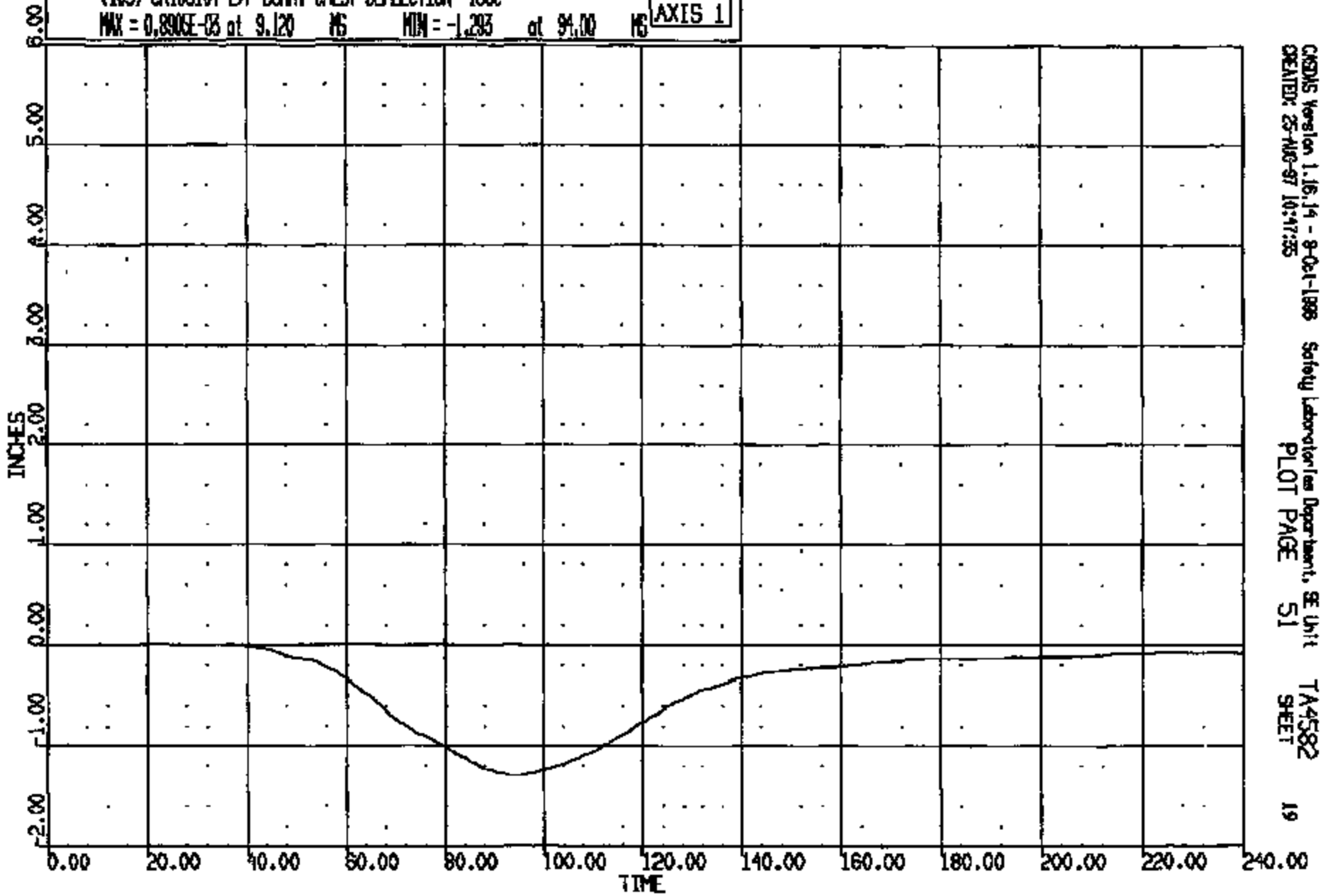
AXIS 1



CRTS 0010810

CR #: 10810 TO: TA4582 DATE: 970825 10:04:08
189X DN-101

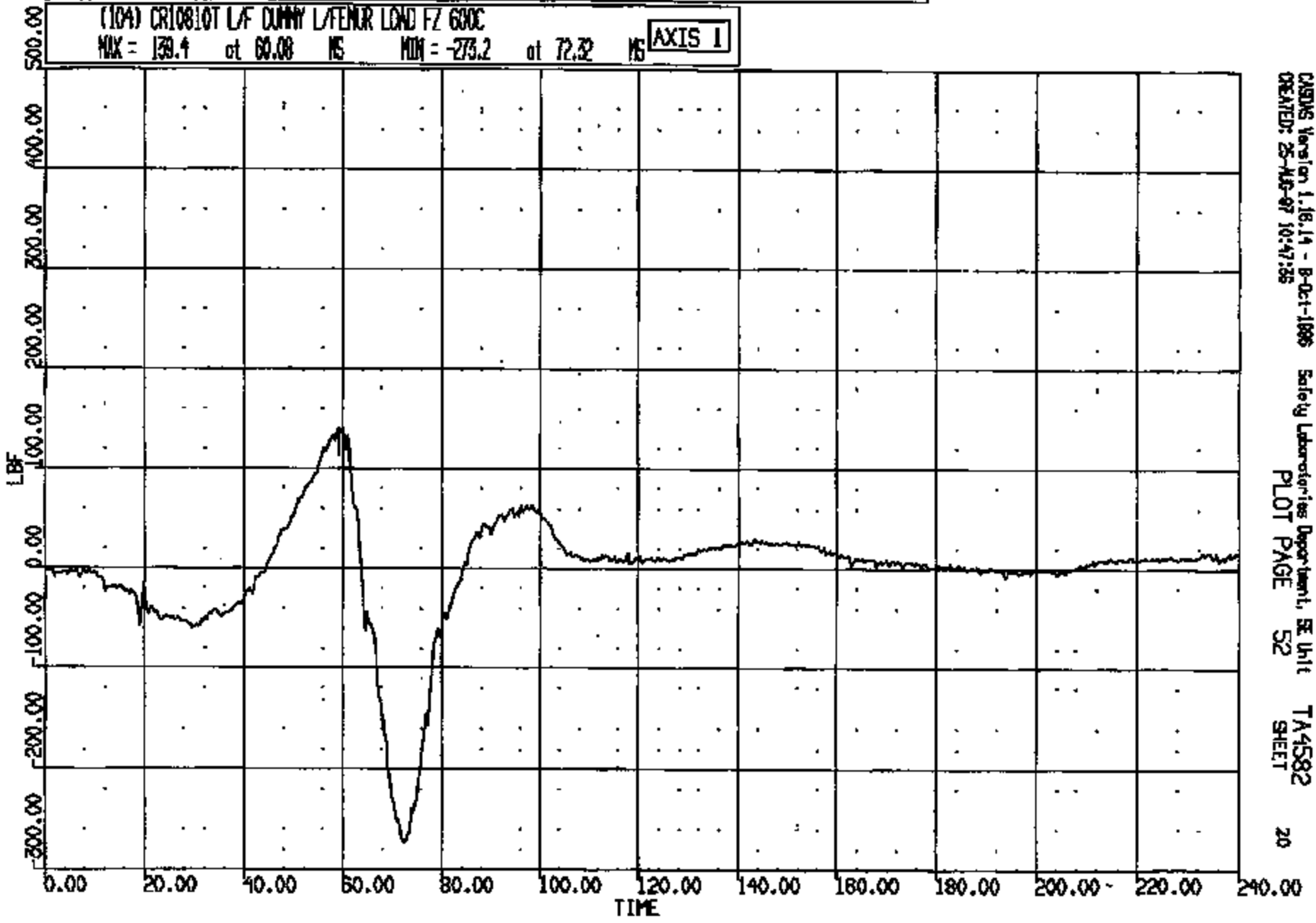
(103) CR10810T L/F DUNNY CHEST DEFLECTION 189X
MAX = 0.8905E-03 at 9.120 MS MIN = -1.293 at 94.00 MS **AXIS 1**



CRTS 0010810

CR R: 10810 TO: TA4582 DATE: 970825 10:04:08
199X DN-101

(104) CR10810T L/F DUMMY L/FENR LOAD FZ 600C
MAX = 139.4 at 60.08 MS MIN = -273.2 at 72.32 MS **AXIS 1**

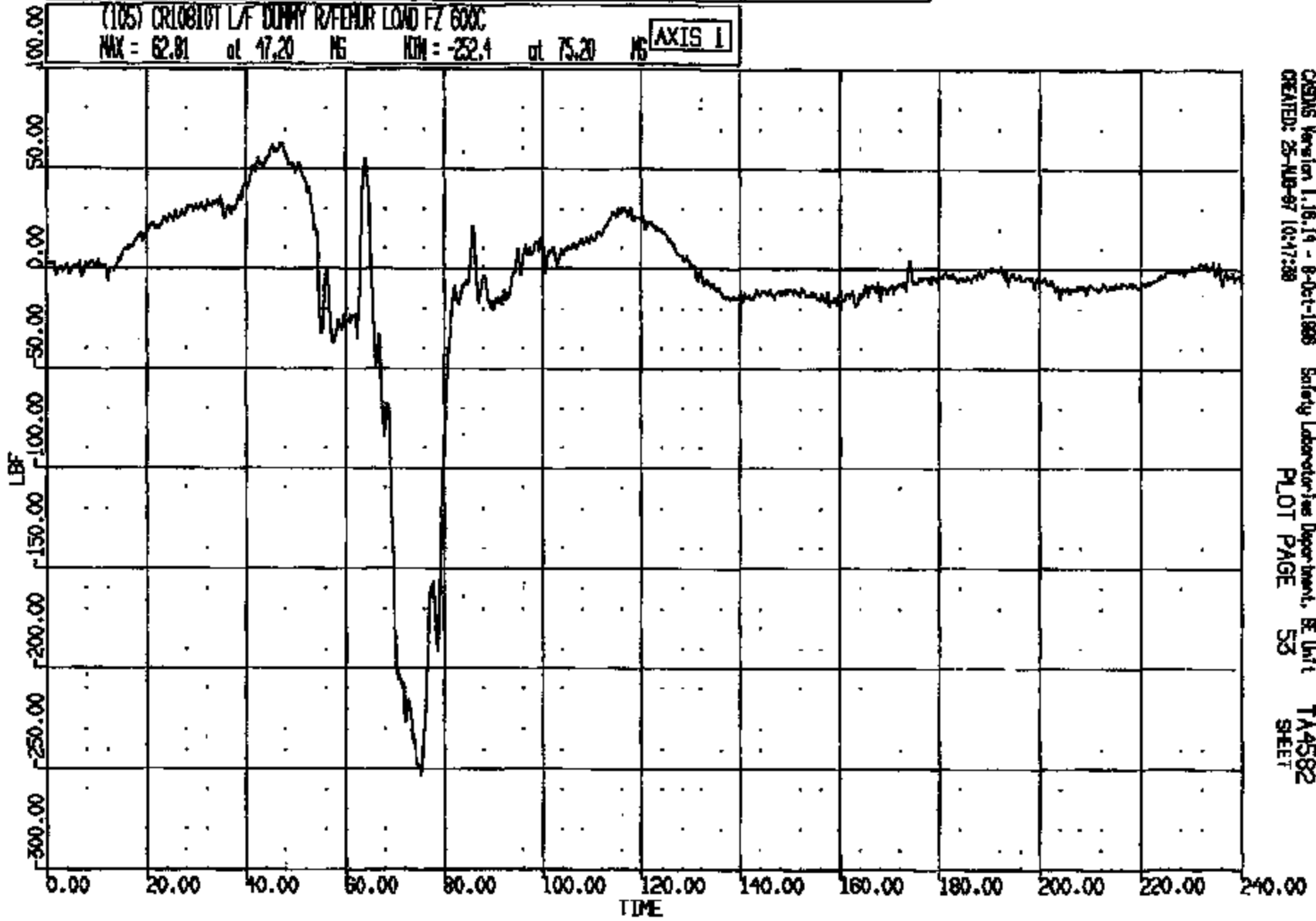


CADDS Version 1.16.14 - B-0-1-1996 Safety Laboratories Department, SE Unit TA4582
CREATED: 25-APR-97 10:47:35 PLOT PAGE 52 SHEET 20

CRITS 0010810

CR R: 10810 TO: TA4582 DATE: 870825 10:04:08
100X DN-101

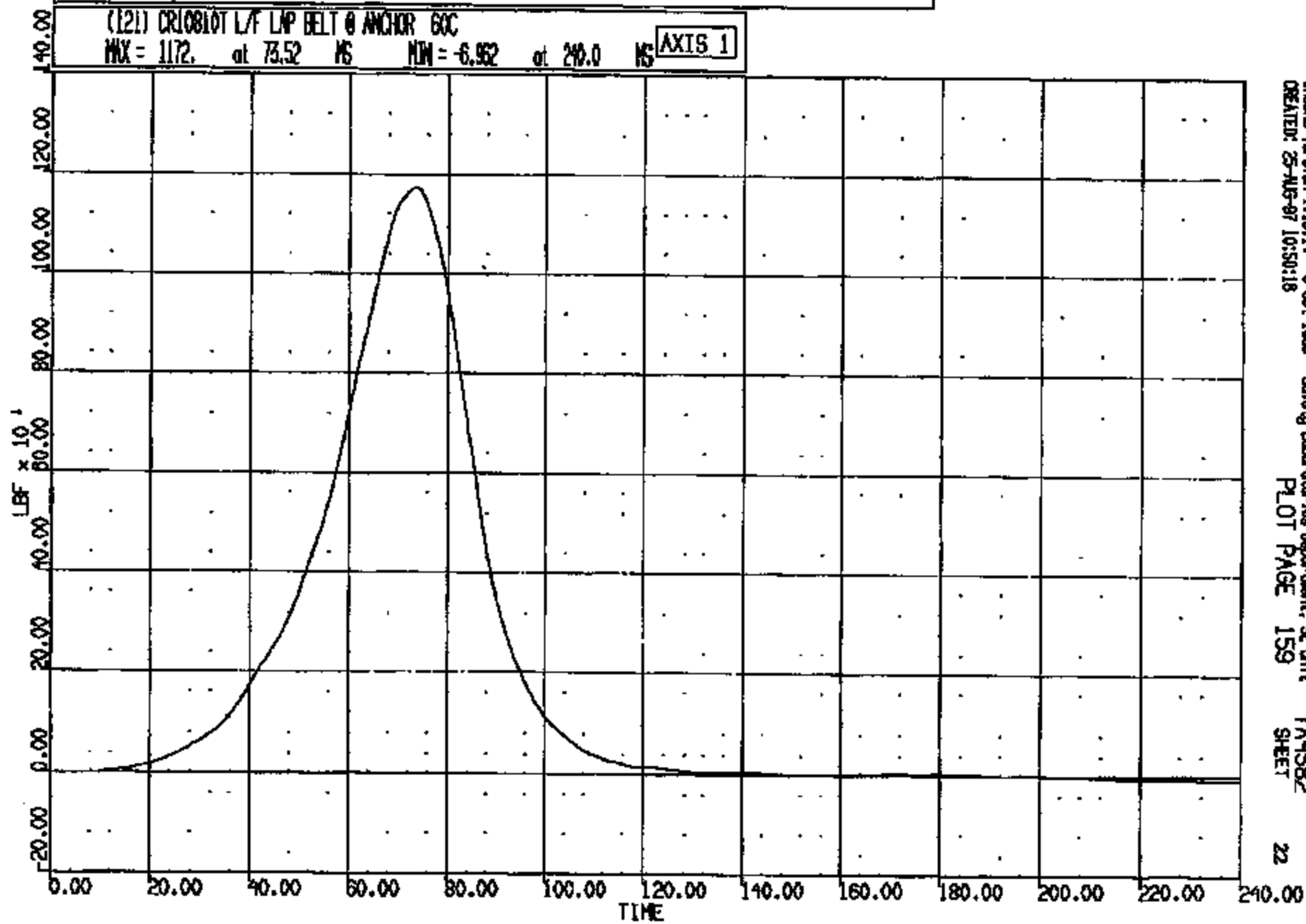
(105) CR10810T L/F DUMMY RAFFENUR LOAD FZ 600C
MAX = 62.81 at 47.20 MS MIN = -252.4 at 75.20 MS **AXIS 1**



CRS Version 1.16.14 - 8-Oct-1988 Safety Laboratories Department, BE Unit
CREATED: 25-AUG-87 10:47:38
PLOT PAGE 53 TA4582
SHEET

CR R: 10810 TO: TA4582 DATE: 870825 10:04:08
198X ON-101

(121) CR10810T L/F LAP BELT @ ANCHOR 60C
MAX = 117.2 at 73.52 MS MIN = -6.962 at 240.0 MS **AXIS 1**



CASIMS Version 1.16.14 - 8-01-1988
CREATED: 25-AUG-87 10:50:18

Safety Laboratory Department, SE Unit
PLOT PAGE 159

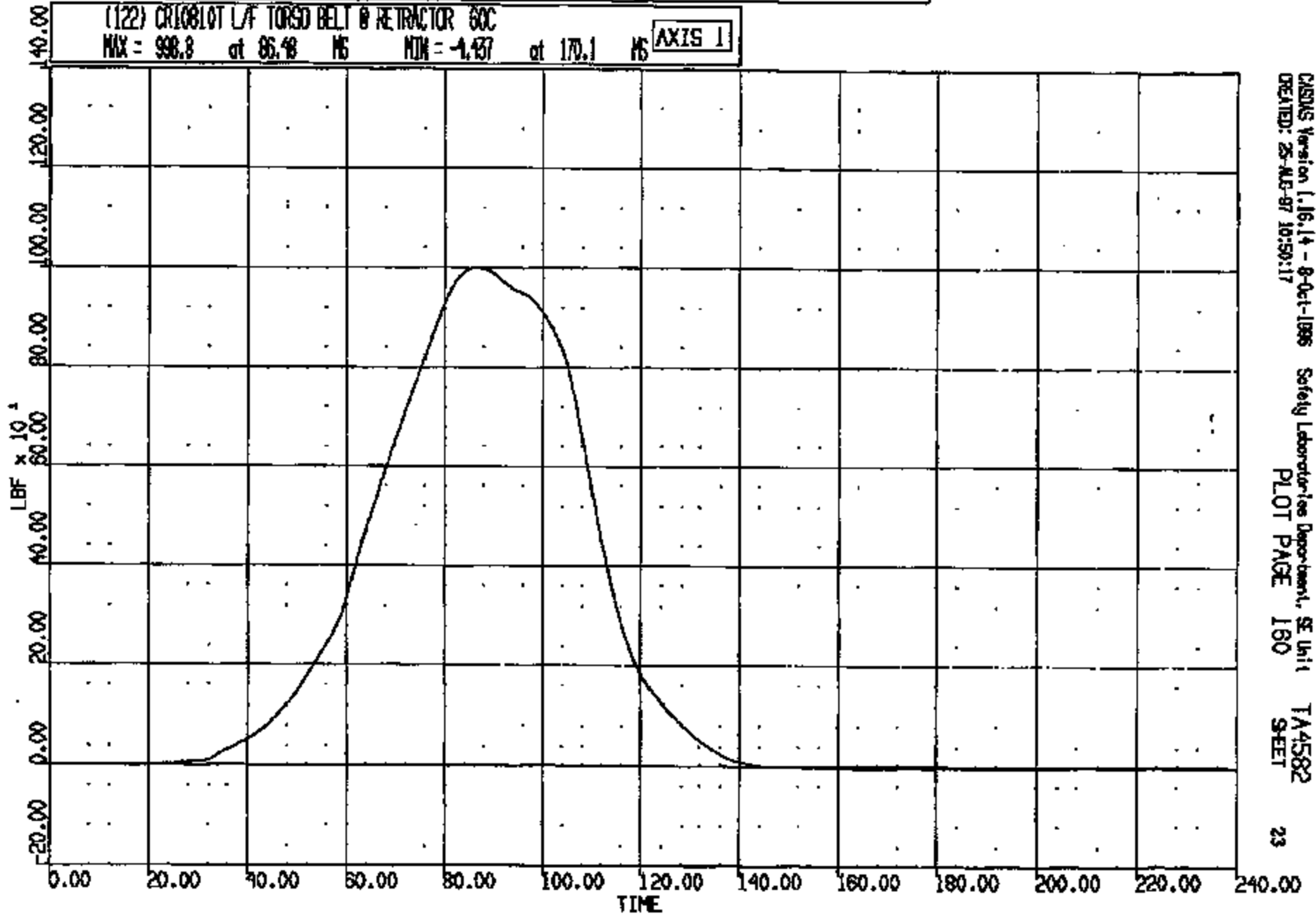
TA4582
SHEET

22

CRTS 0010810

CR R: 10810 TO: TA4582 DATE: 970825 10:04:08
100X DN-101

(122) CR10810T L/F TORSO BELT @ RETRACTOR 60C
MAX = 998.8 at 86.48 MS MIN = -1.437 at 170.1 MS **AXIS 1**



CADDS Version 1.16.14 - 8-Oct-1996
CREATED: 25-NOV-97 10:50:17

Safety Laboratories Department, SE Unit
PLOT PAGE 180

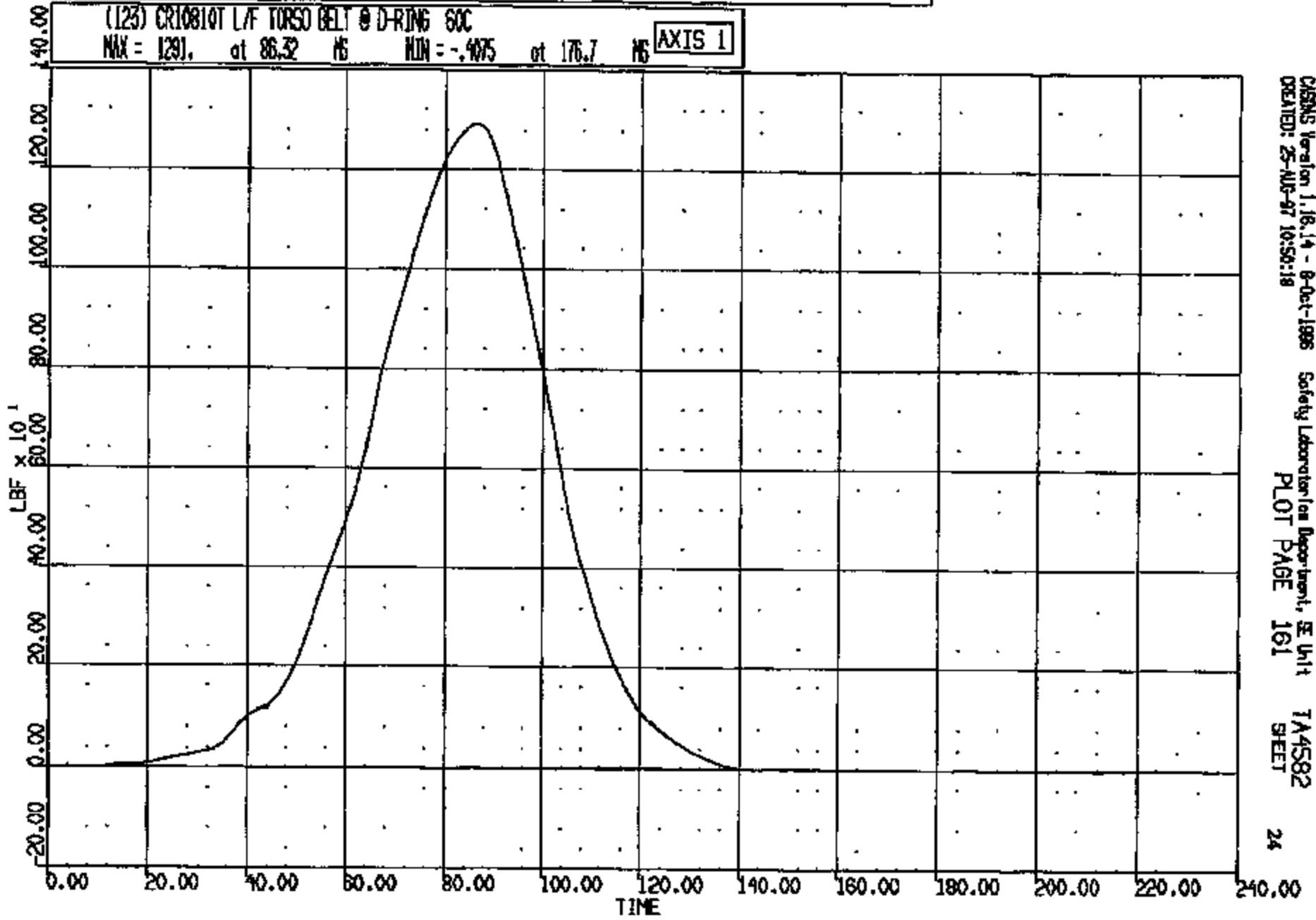
TA4582
SHEET

23

CR10810

CR R: 10810 TO: TA4582 DATE: 070825 10:04:08
199X DN-101

(123) CR10810T L/F TORSO BELT @ D-RING SOC
MAX = 1291. at 86.32 MS MIN = -.4075 at 176.7 MS **AXIS 1**

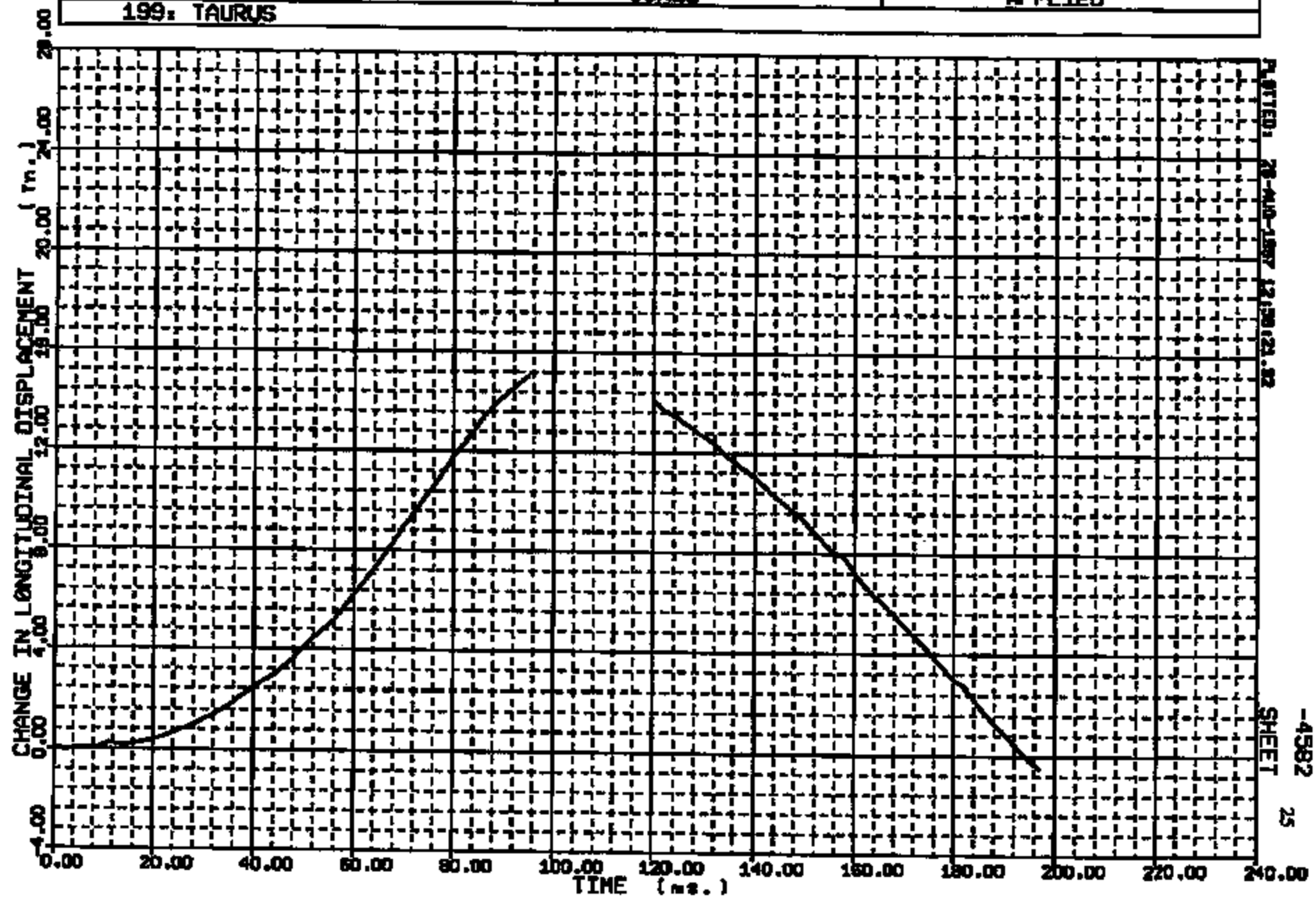


CRTS 0010810

CASINS Version 1.18.14 - 8-Oct-1998 Safety Laboratory Department, SE Unit TA4582
CREATED: 25-AUG-97 10:50:18 PLOT PAGE 161 SHEET 24

Y AXIS: L/S HEAD - DRIVER WRT L/ROCKER AT B-PILLAR MAX = 13.06 at 85.00 MIN = -.5228 at 187.00

RUN NO.	FACILITY	TEST ORDER NO.	FILM ANALYSIS METHOD	PITCH CORRECTION
10810	BARRIER	-4592	SCALE	APPLIED
199: TAURUS				



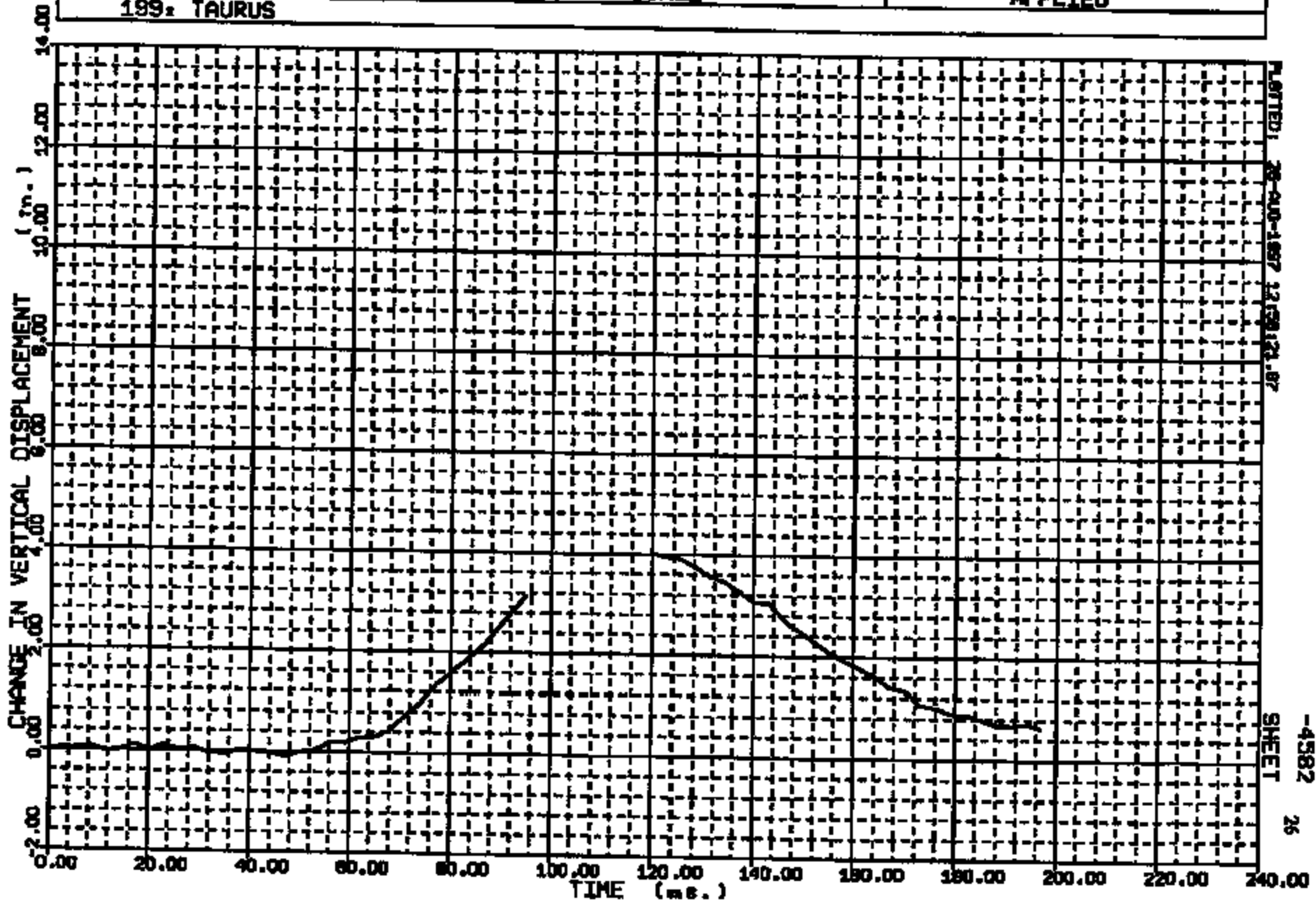
PLOTTED: 78-410-1587 12:50:21.82

-4592
SHEET 25

CRIS 0010810

Y AXIS: L/S HEAD - DRIVER NRT L/ROCKER AT B-PILLAR MAX = 4.012 at 120.00 MIN = -.8411E-01 at 47.00

RUN NO.	FACILITY	TEST ORDER NO.	FILM ANALYSIS METHOD	PITCH CORRECTION
10810	BARRIER	-4582	SCALE	APPLIED
199: TAURUS				



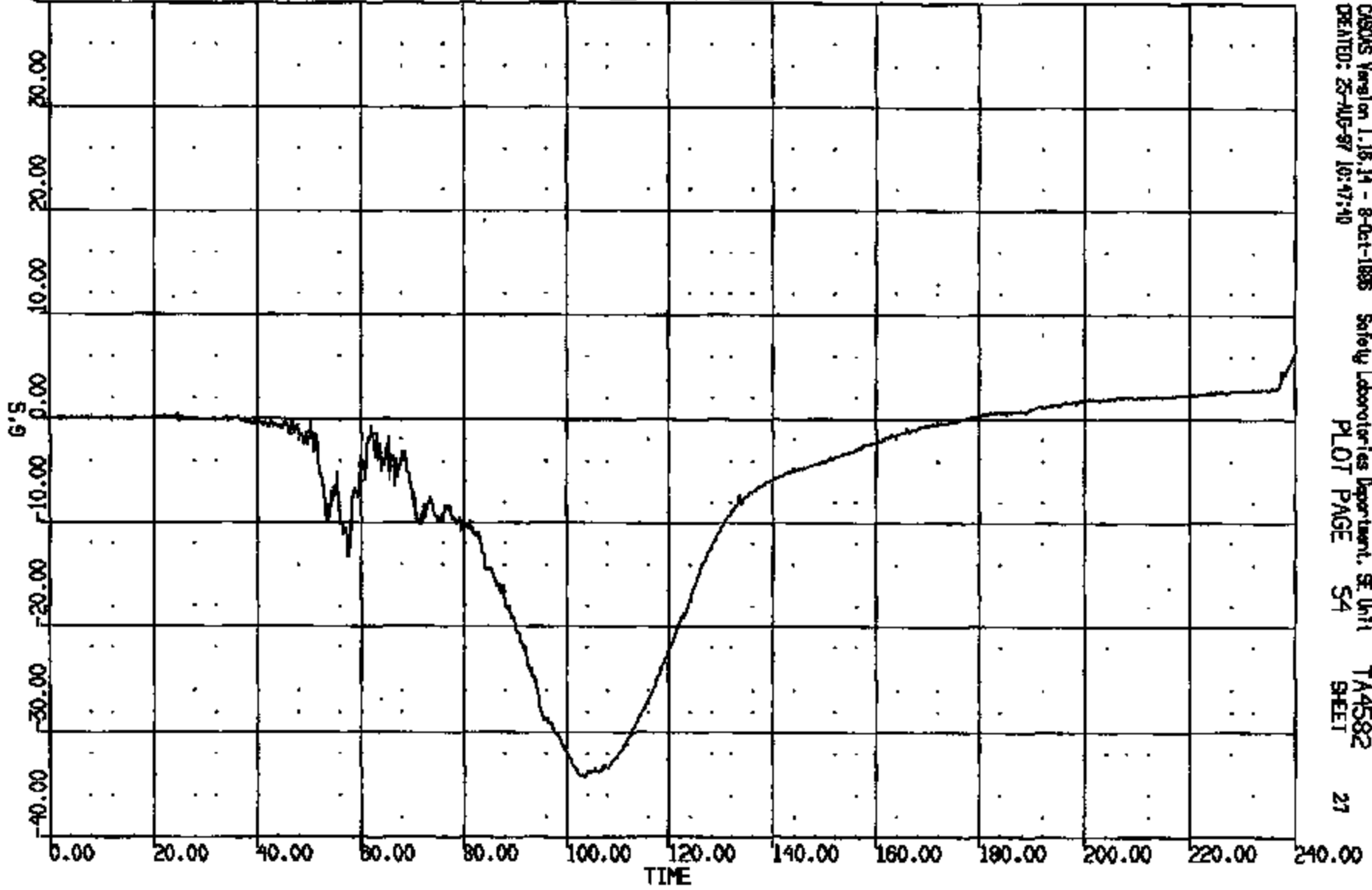
PLotted: 28-AUG-1997 12:59:21.87

-4582
SHEET 26

CRIS 0010810

CR R: 10810 TD: TA4582 DATE: 970825 10:04:08
100X DN-101

(106) CR10810T R/F DUMMY HEAD C.G. LONG 1000C
MAX = 6.291 at 240.0 MS MIN = -34.38 at 103.4 MS **AXIS 1**

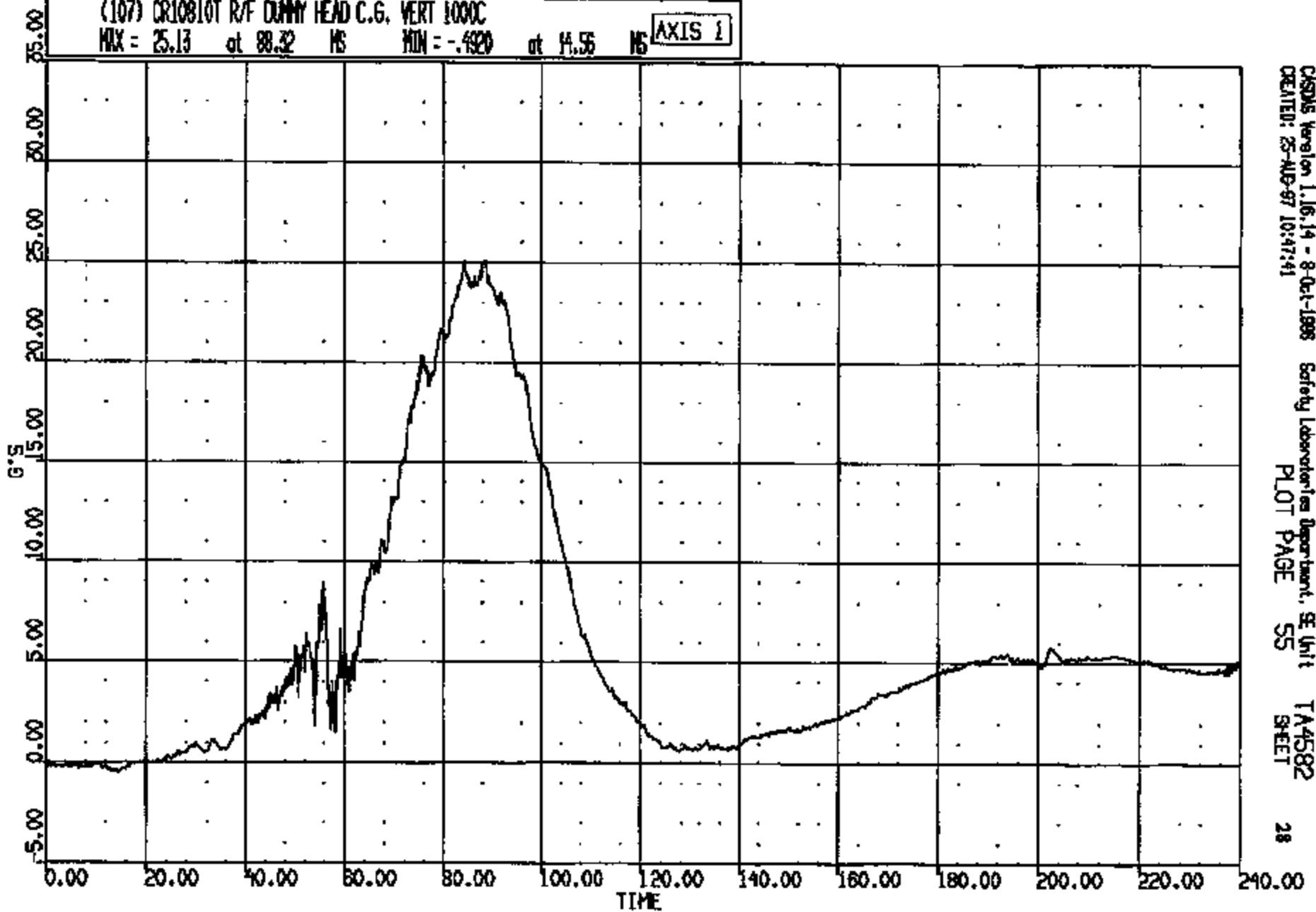


CRS Version 1.16.14 - 8-Oct-1996 Safety Laboratories Department, St. Unit 1
CREATED: 25-AUG-97 10:47:40 PLOT PAGE 54 TA4582 SHEET 27

CRIS 0010810

CR R: 10810 TO: TA4582 DATE: 870825 10:04:08
199X DN-101

(107) CR10810T R/F DUMMY HEAD C.G. VERT 1000C
MAX = 25.13 at 88.32 MS MIN = -.4920 at 14.55 MS **AXIS 1**

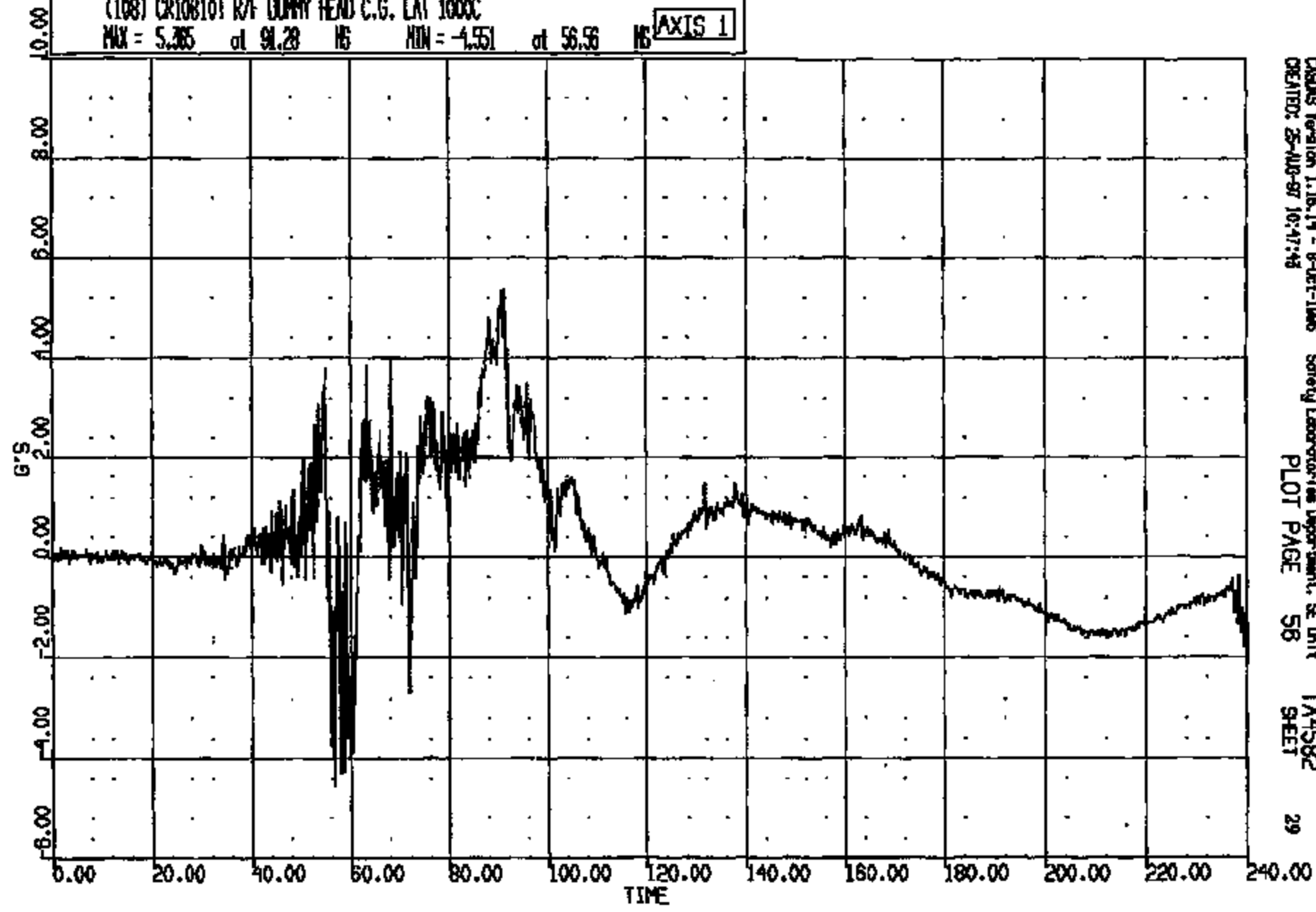


CASDA Version 1.16.14 - 8-Oct-1998 Safety Laboratories Department, SE Unit
CREATED: 25-AUG-97 10:47:41
PLOT PAGE 55 SHEET 28

CRIS 0010810

CR R: 10810 TO: TA4582 DATE: 870825 10:04:08
199X DN-101

(108) CR10810T R/F DUMMY HEAD C.G. LAT 1000C
MAX = 5.365 at 91.28 NS MIN = -4.551 at 56.56 NS **AXIS 1**



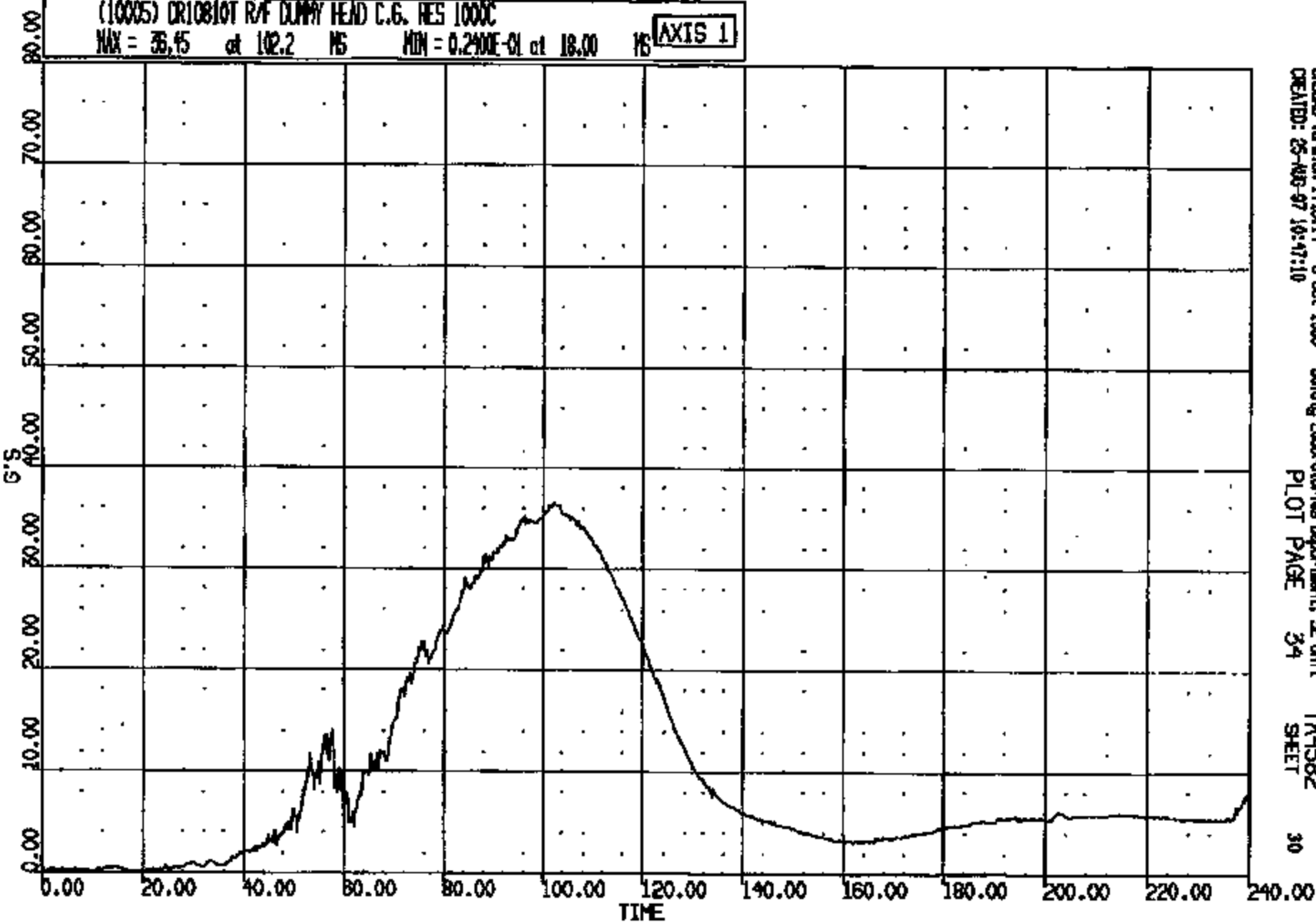
CASDS Version 1.18.19 - 8-Oct-1988 Safety Laboratory Department, SE Unit
CREATED: 25-AUG-87 16:47:48
PLOT PAGE 58
TA4582
SHEET 29

CRTS 0010810

CP 10810 TO: TA4582 DATE: 970825 10:04:08
1-98 XZ 101
IHHH: 1081:01
IHC: 1081:01
IHC: 1081:01
DUR: 18.0 T1/T2: 71.0 // 184.
DUR: 18.0 T1/T2: 81.0 // 118.
DUR: 18.0 T1/T2: 87.0 // 108.

(10005) CR10810T R/F DUMMY HEAD C.G. RES 1000C

MAX = 35.15 at 102.2 MS MIN = 0.24ME-01 at 18.00 MS AXIS 1



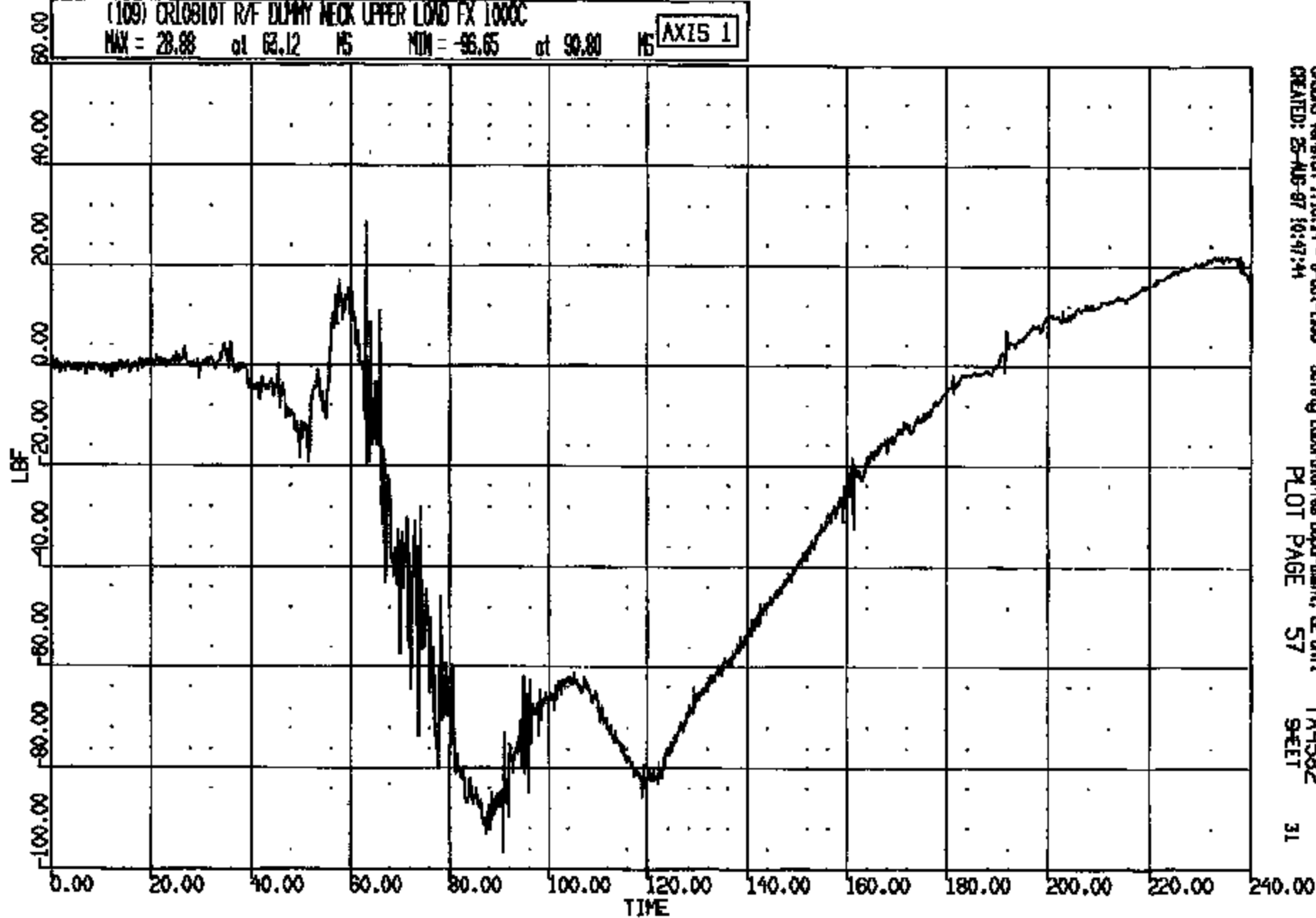
CRTS 0010610

CR R: 10810 TD: TA4582 DATE: 970825 10:04:08
199X DN-101

(109) CRLO810T R/F DUMMY NECK UPPER LOAD FX 1000C

MAX = 28.88 at 62.12 MS MIN = -96.65 at 90.80 MS

AXIS 1

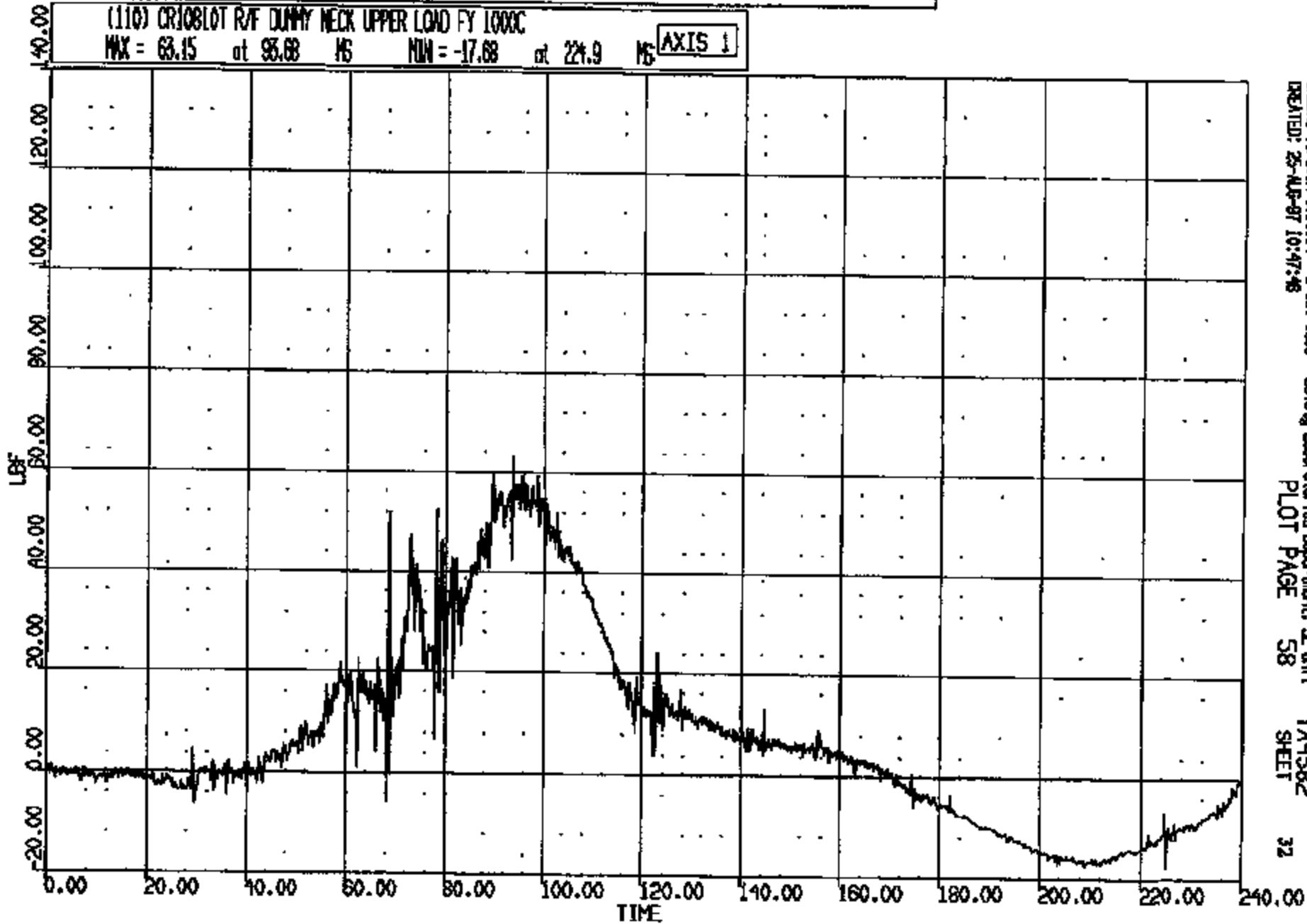


CASINS Version 1.18.14 - 8-01-1998 Safety Laboratories Department, BE Unit 1 TA4582
CREATED: 25-AUG-97 10:47:44 PLOT PAGE 57 SHEET 31

CRTS 0010810

CR R: 10810 TO: TA4582 DATE: 870825 10:04:08
100X DN-101

(110) CR10810T R/F DUMMY NECK UPPER LOAD FY 1000C
MAX = 68.15 at 95.68 MS MIN = -17.68 at 224.9 MS **AXIS 1**

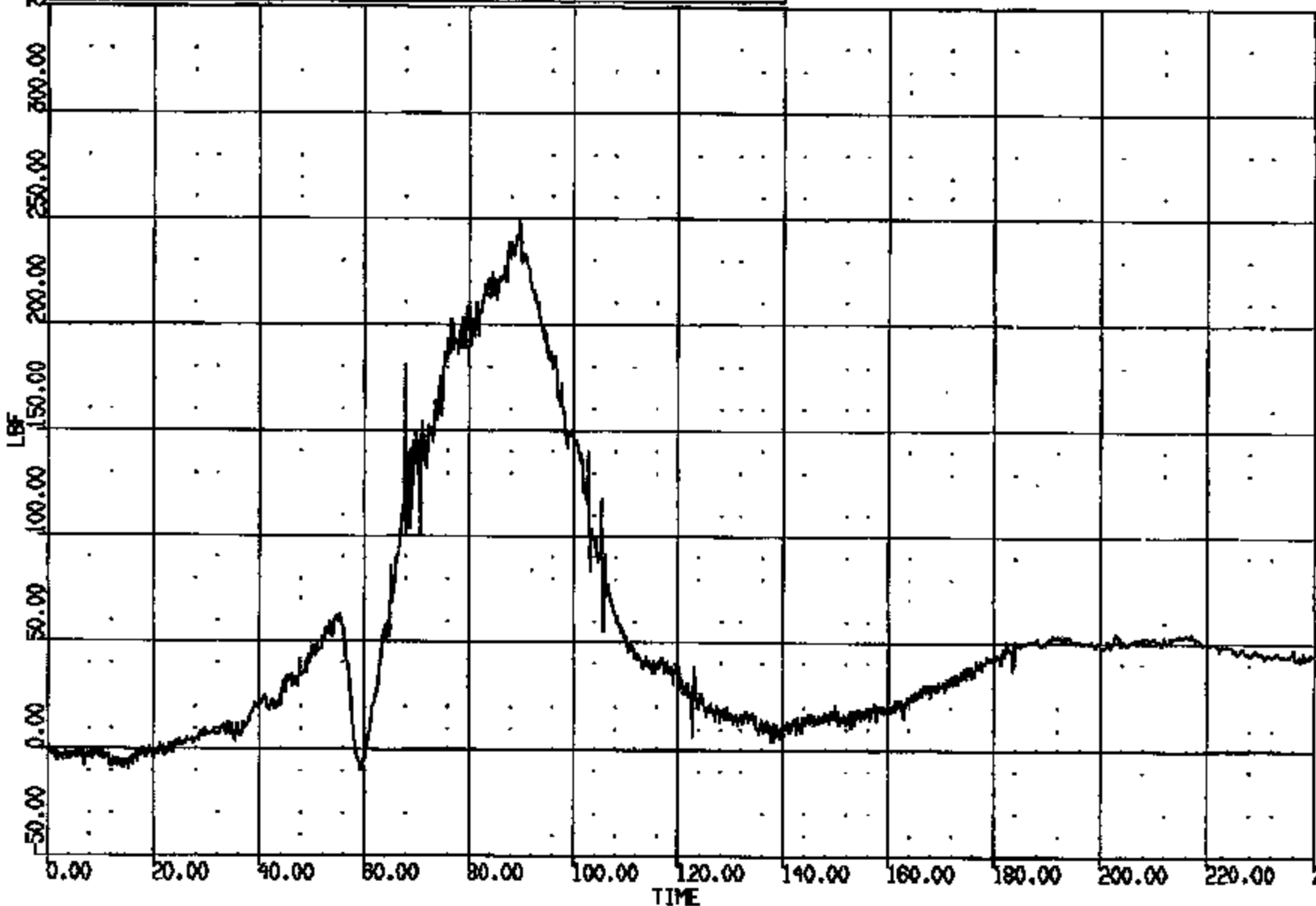


CASAS Version 1.16.14 - 8-Oct-1986 Safety Laboratories Department, SE Unit TA4582
CREATED: 25-AUG-87 10:47:46 PLOT PAGE 58 SHEET 32

CRTS 0010810

CR N: 10810 TO: TA4582 DATE: 970825 10:04:08
18BX ON-101

(11) CR10810T R/F DUMMY NECK UPPER LOW FZ 1000C
MAX = 217.9 at 89.68 MS MIN = -9.159 at 59.20 MS **AXIS 1**



CASAS Version 1.16.14 - 8-Oct-1995 Safety Laboratories Department, SE Unit TA4582
CREATED: 25-AUG-97 10:47:47 PLOT PAGE 59 SHEET 33

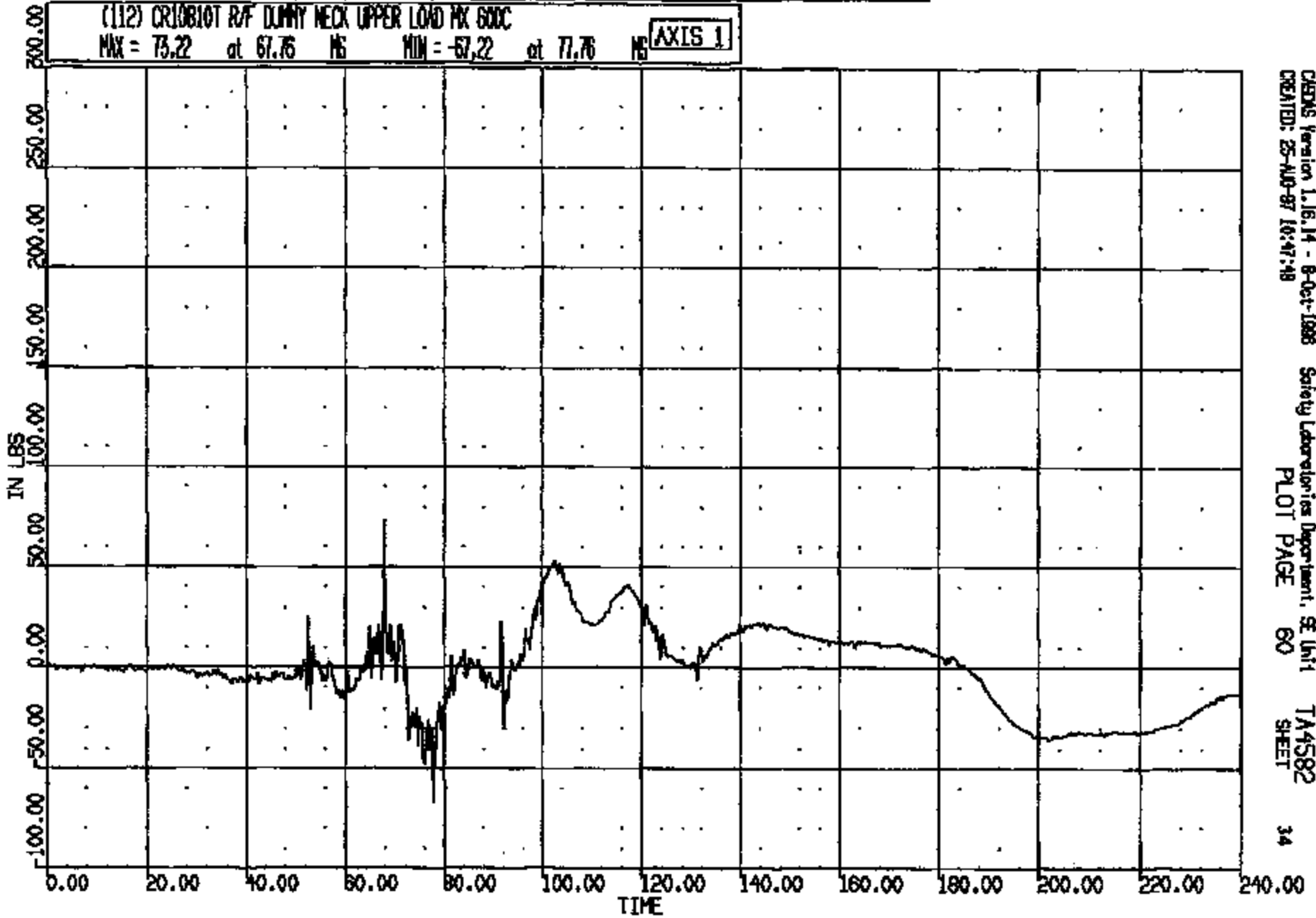
CRTS 0010810

CR #: 10810 TO: TA4582 DATE: 870825 10:04:08
189X DN-101

(112) CR10810T R/F DUNNY NECK UPPER LOAD PK 60DC

MAX = 73.22 at 67.76 MS MIN = -67.22 at 77.76 MS

AXIS 1



CHENK Version 1.16.14 - 8-Oct-1988
CREATED: 25-AUG-87 16:47:48

Safety Laboratories Department, SE Unit
PLOT PAGE 60

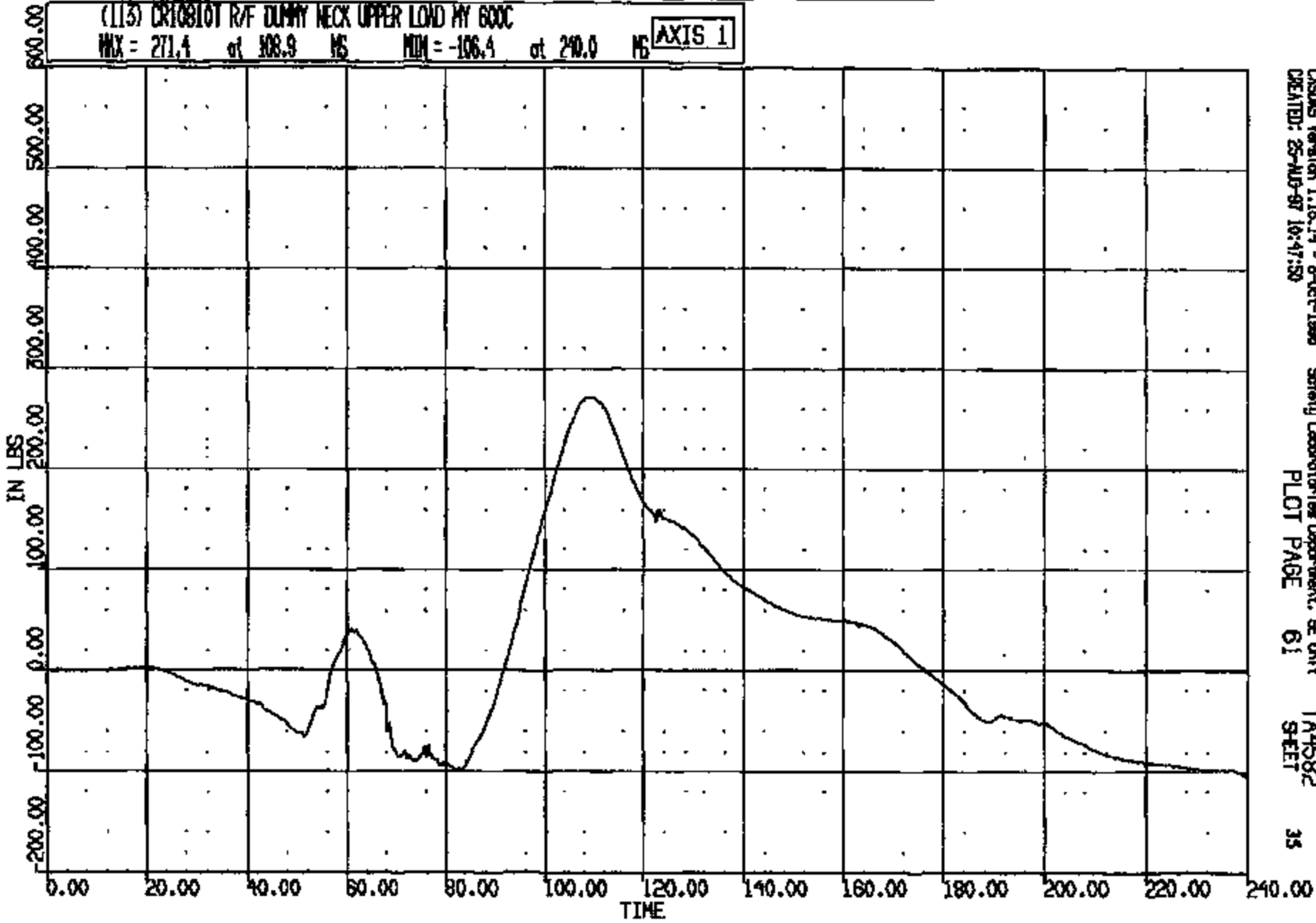
TA4582
SHEET

34

CRTS 0010810

CR N: 10810 TO: TA4582 DATE: 870825 10:04:08
199X DN-101

(113) CRT0810T R/F DUMMY NECK UPPER LOAD MY 600C
MAX = 271.4 at 108.9 MS MIN = -106.4 at 240.0 MS **AXIS 1**



CADWAS Version 1.16.14 - 8-Oct-1988 Safety Laboratories Department, SE Unit TA4582
CREATED: 25-AUG-87 10:47:50 PLOT PAGE 61 SHEET 35

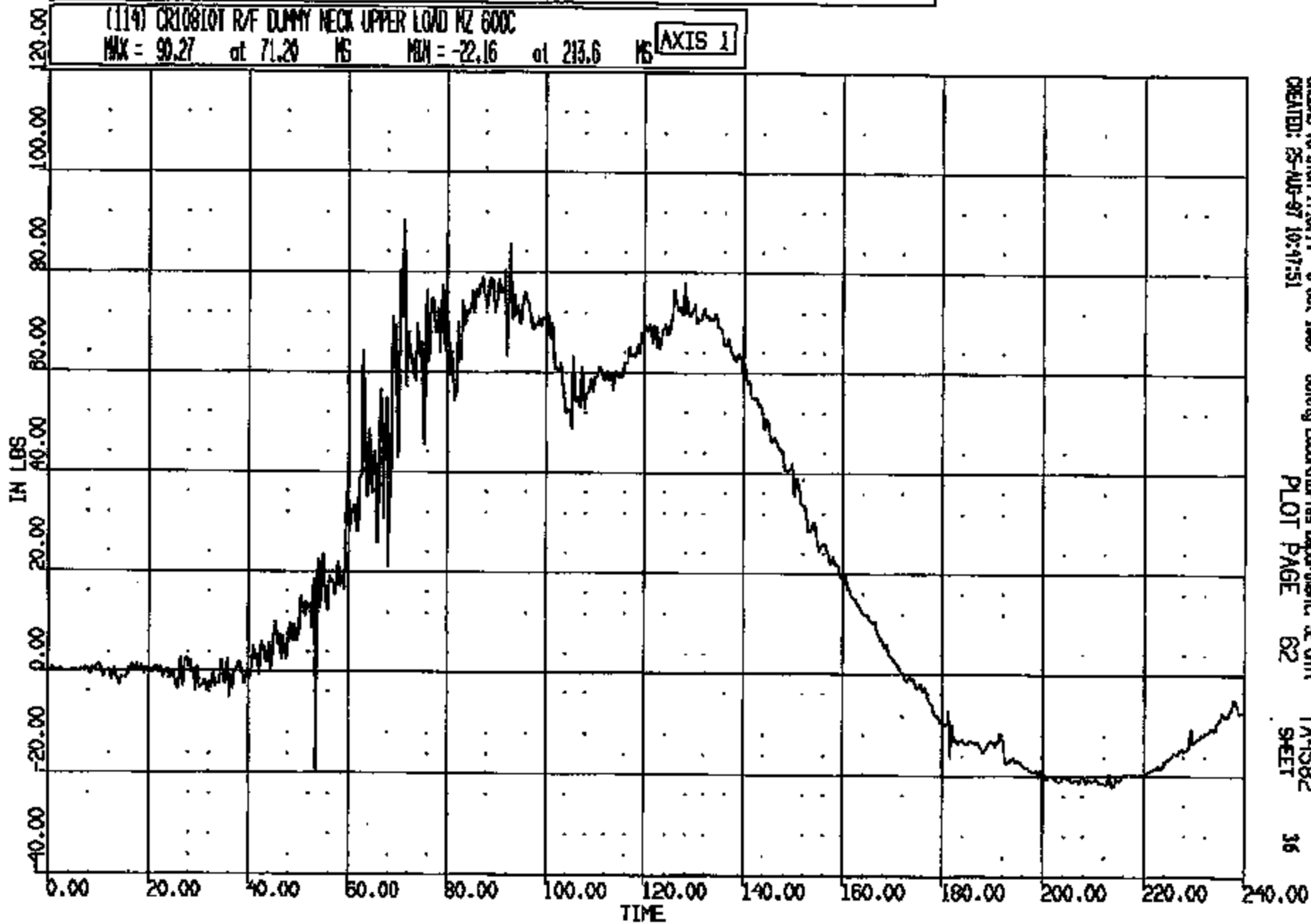
CRTS 0010810

CR R: 10810 TO: TA4582 DATE: 970825 10:04:08
188X DN-101

(114) CR108101 R/F DUMMY NECK UPPER LOAD NZ 600C

MAX = 90.27 at 71.20 MS MIN = -22.16 at 213.6 MS

AXIS 1



CASYS Version 1.16.14 - 8-Oct-1998
CREATED: 25-AUG-97 10:47:51

Bofelyg Laboratorias Department, SE Unit
PLOT PAGE 62

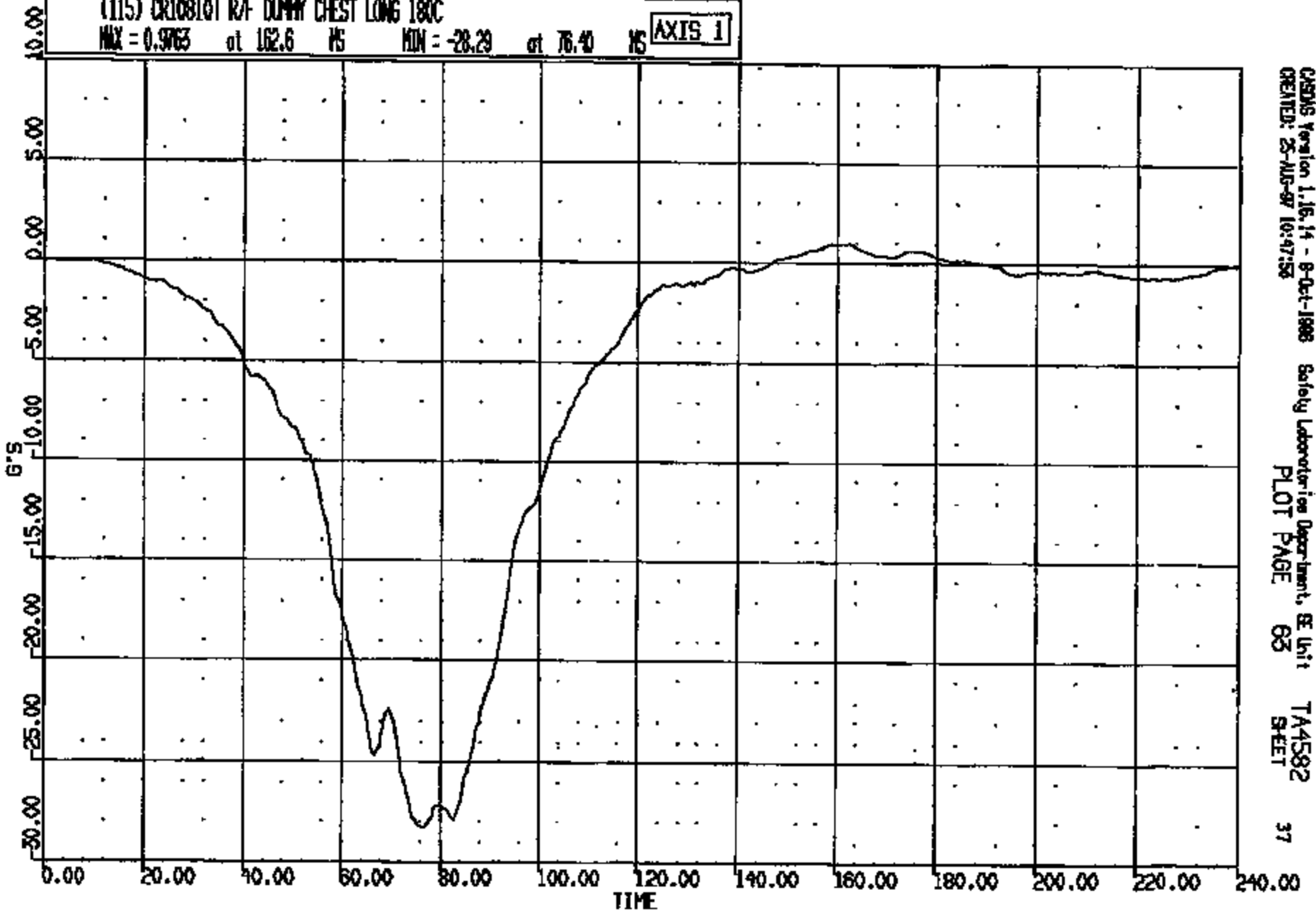
TA4582
SHEET

36

CRIS 0010810

CR R: 10810 TO: TA4582 DATE: 970825 10:04:08
199X DN-101

(115) CR10810T R/F DUMMY CHEST LONG 180C
MAX = 0.9763 at 162.6 MS MIN = -28.29 at 76.4 MS **AXIS 1**



CASMS Version 1.16.14 - 8-Oct-1998 Safety Laboratories Department, BE Unit
CREATED: 25-AUG-97 10:47:53
PLOT PAGE 63 SHEET 37

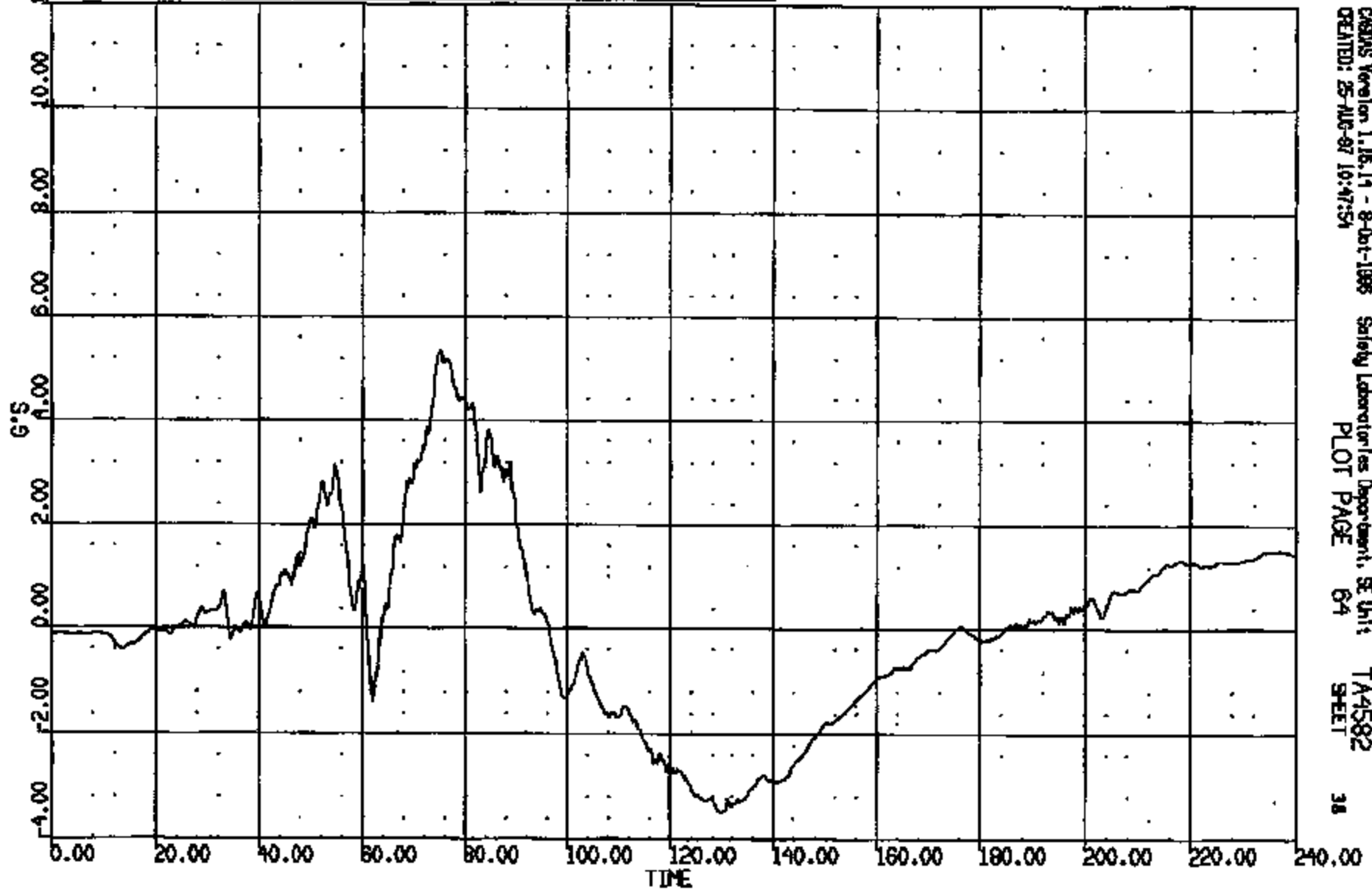
CRIS 0010810

CR R: 10810 TO: TA4582 DATE: 970825 10:04:08
199X DN-101

(116) CR10810T R/F DUMMY CHEST VERT 180C

MAX = 5.329 at 75.20 MS MIN = -3.502 at 129.8 MS

AXIS 1



CRSIS Version 1.16.14 - 8-Oct-1988
CREATED: 25-AUG-87 10:47:54

Safety Laboratories Department, SE Unit
PLOT PAGE 64

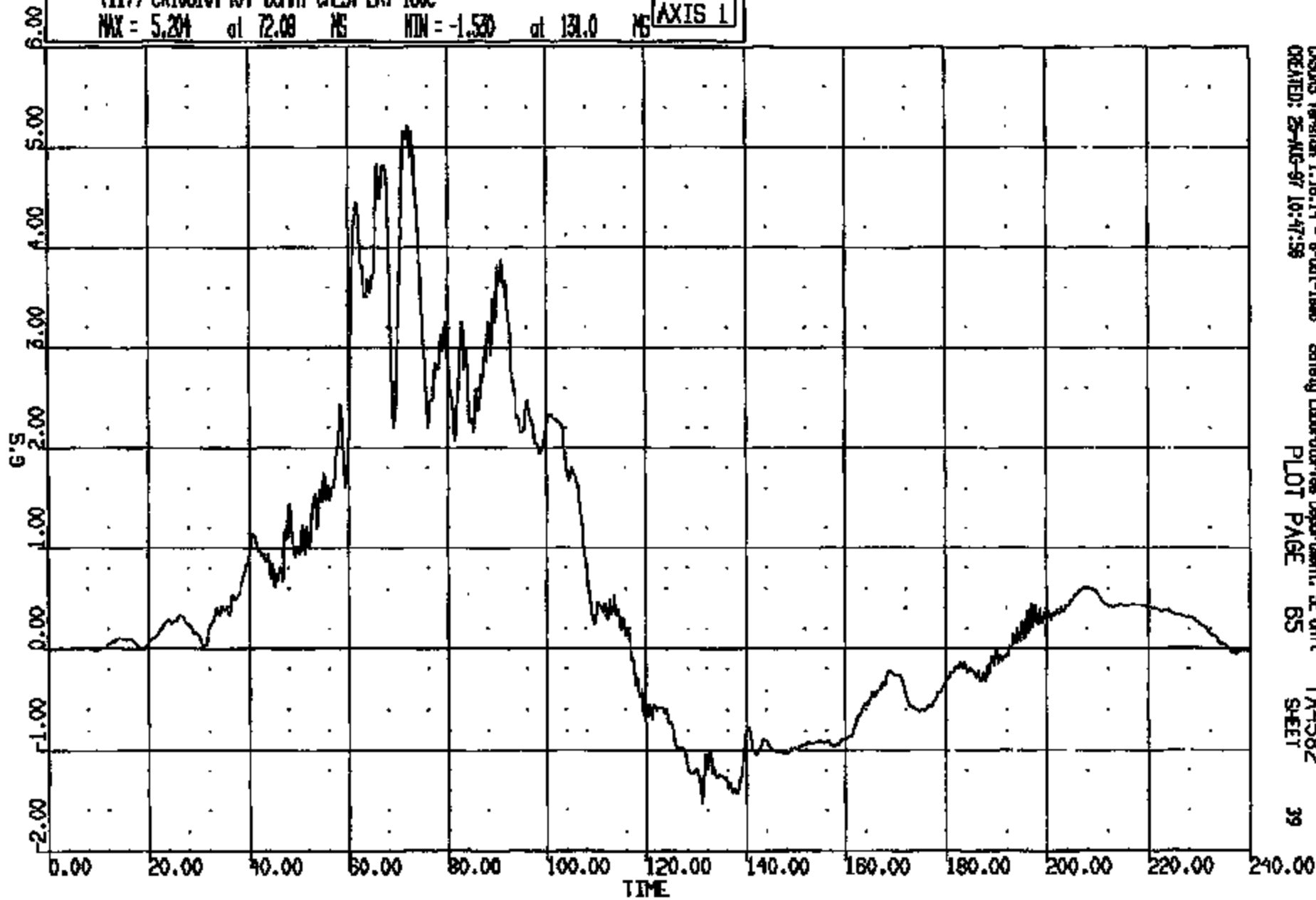
TA4582
SHEET

38

CRIS 0010810

CR R: 10810 TO: TA4582 DATE: 970825 10:04:08
198X DN-101

(117) CR10810T R/F DUMMY CHEST LAT 180C
MAX = 5.204 at 72.09 MS MIN = -1.580 at 131.0 MS **AXIS 1**



CRTS 0010810

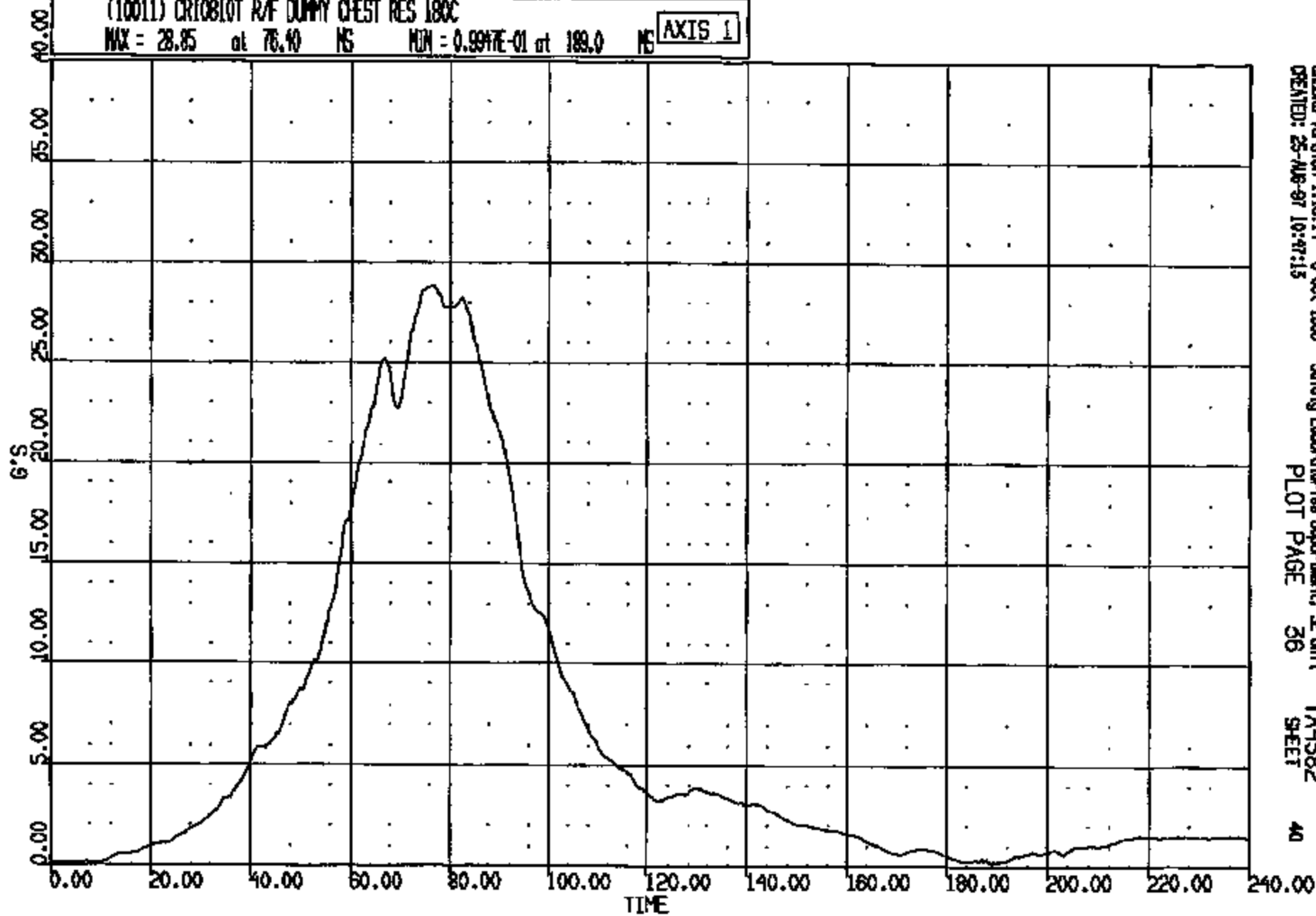
CASUS Version 1.18.14 - 8-Oct-1988 Safety Laboratories Department, SE Unit TA4582
CREATED: 25-AUG-97 10:47:59 PLOT PAGE 85 SHEET 39

CR R: 10810 TO: TA4582 DATE: 970825 10:04:08
188X DN-101
CUMDUR = 28.677 Duration time = 2.8890

(1001) CR108(OT R/F DUMMY CHEST RES 180C

MAX = 28.85 at 76.40 MS MIN = 0.9947E-01 at 189.0 MS

AXIS 1



CR1S 0010810

CRSAS Version 1.18.14 - 8-Oct-1998
CREATED: 25-AUG-97 10:47:15

Safety Laboratory Department, SE Unit 1
PLOT PAGE 36

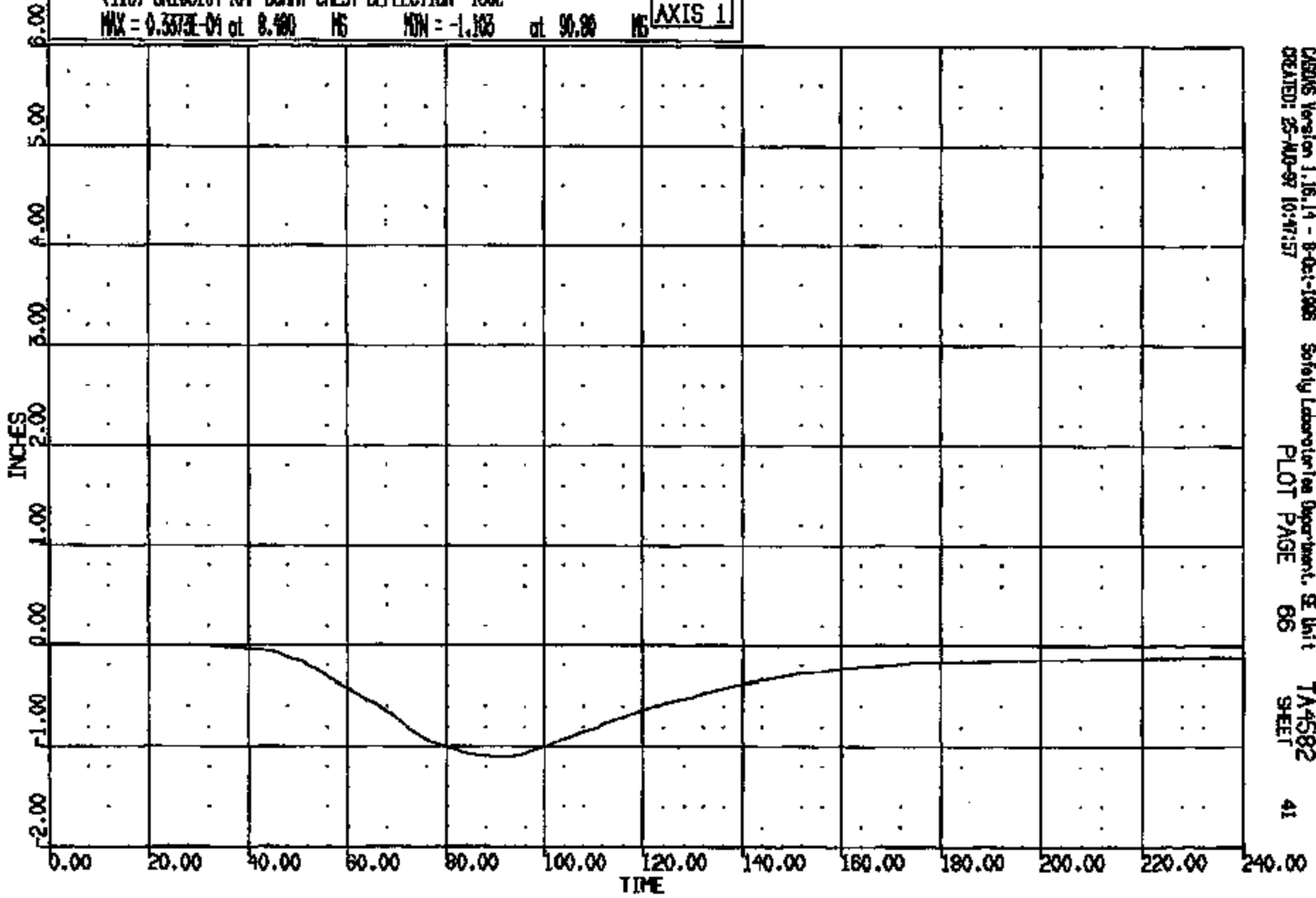
TA4582
SHEET

40

CR R: 10810 TO: TA4582 DATE: 970825 10:04:08
199X DN-101

(118) CR10810T R/F DUMMY CHEST DEFLECTION 180C

MAX = 0.3573E-04 at 8.480 MS MIN = -1.103 at 90.88 MS **AXIS 1**

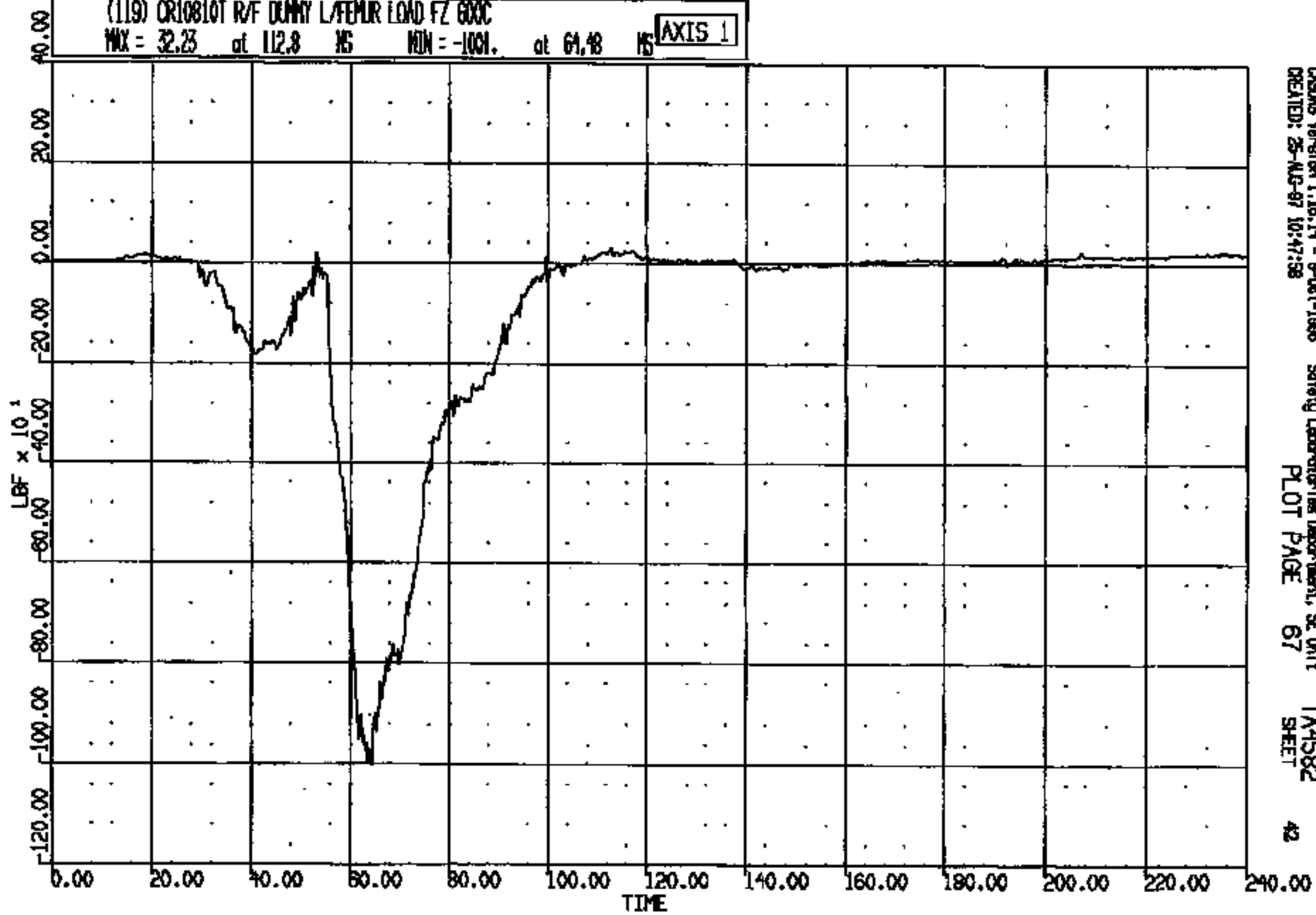


CR10810

CRS Version 1.16.14 - 8-01-1998 Safety Laboratory Department, SE Unit
CREATED: 25-AUG-97 10:47:57
PLOT PAGE 86
TA4582
41
SHEET

CR #: 10810 TO: TA4582 DATE: 870825 10:04:08
189X DN-101

(119) CR10810T R/F DUMMY L/FEMUR LOAD FZ 600C
MAX = 32.23 at 112.8 MS MIN = -109.1 at 61.48 MS **AXIS 1**



CRTS 0010810

CASMS Version 1.16.14 - B-0-1-1898
CREATED: 25-AUG-87 10:47:58

Safety Laboratories Department, SE Unit
PLOT PAGE 67

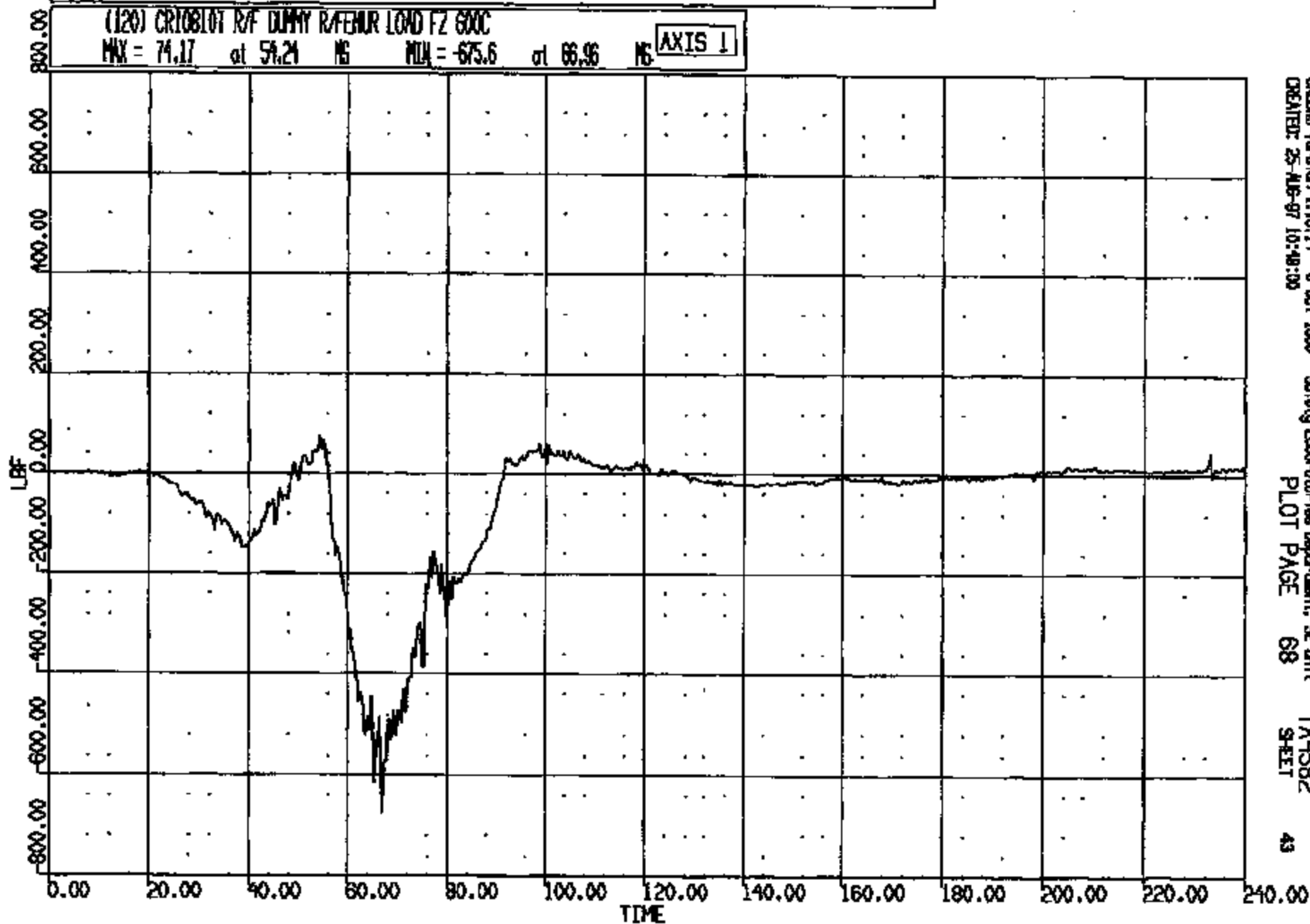
TA4582
SHEET

42

CR R: 10810 TO: TA4582 DATE: 870825 10:04:08
189X DN-101

(120) CR10810T R/F DUMMY R/FENUR LOAD FZ 600C

MAX = 74.17 at 54.24 MS MIN = -675.6 at 66.96 MS **AXIS 1**



GENS Version 1.16.14 - 8-Oct-1986
CREATED: 25-AUG-87 10:48:00

Safety Laboratories Department, SE Unit
PLOT PAGE 68

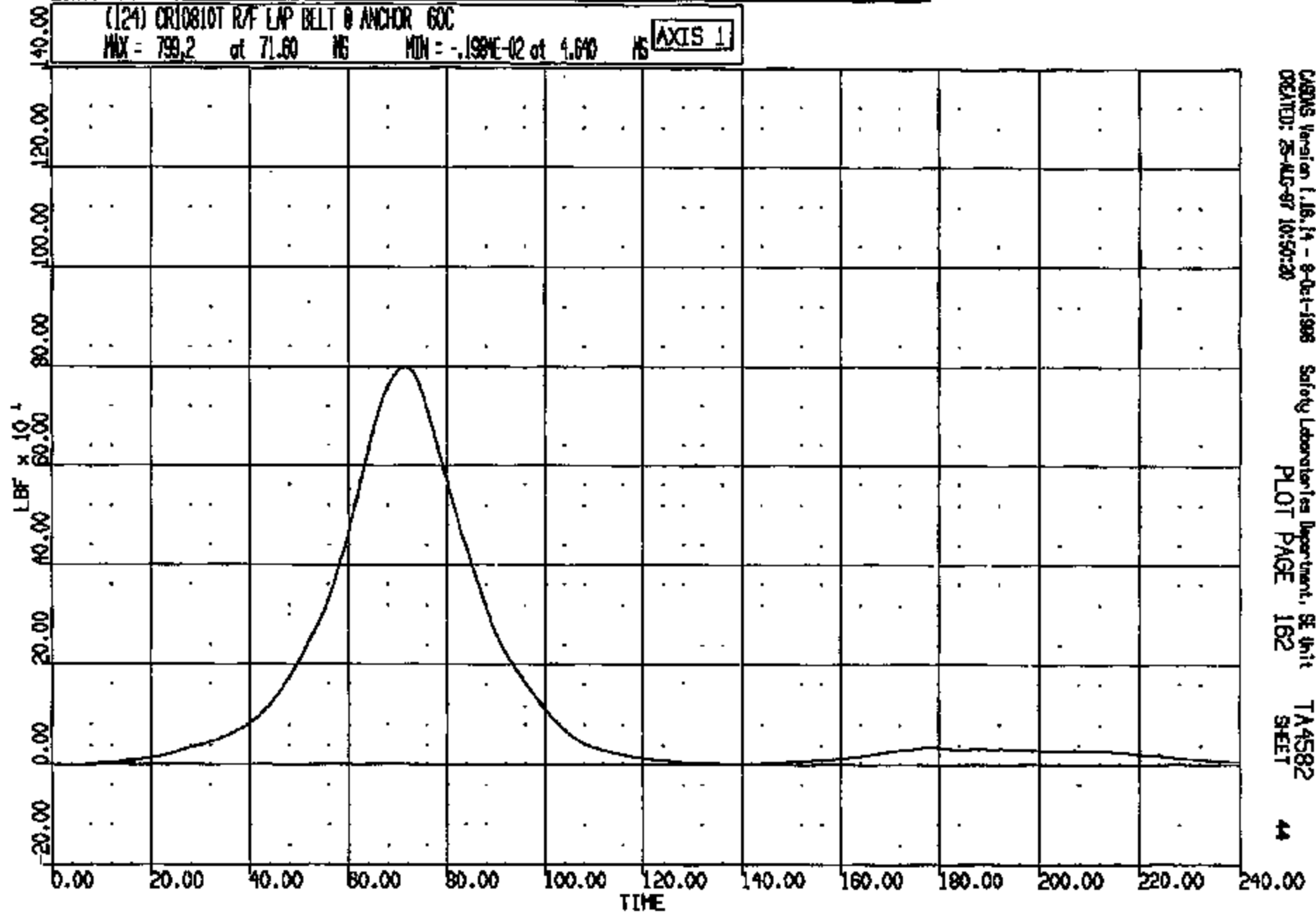
TA4582
SHEET

43

CRTS 0010810

CR R: 10810 TO: TA4582 DATE: 870825 10:09:08
189X DN-101

(124) CR10810T R/F LAP BELT @ ANCHOR 60C
MAX = 799.2 at 71.60 MS MIN = -.198E-02 at 4.640 MS AXIS 1



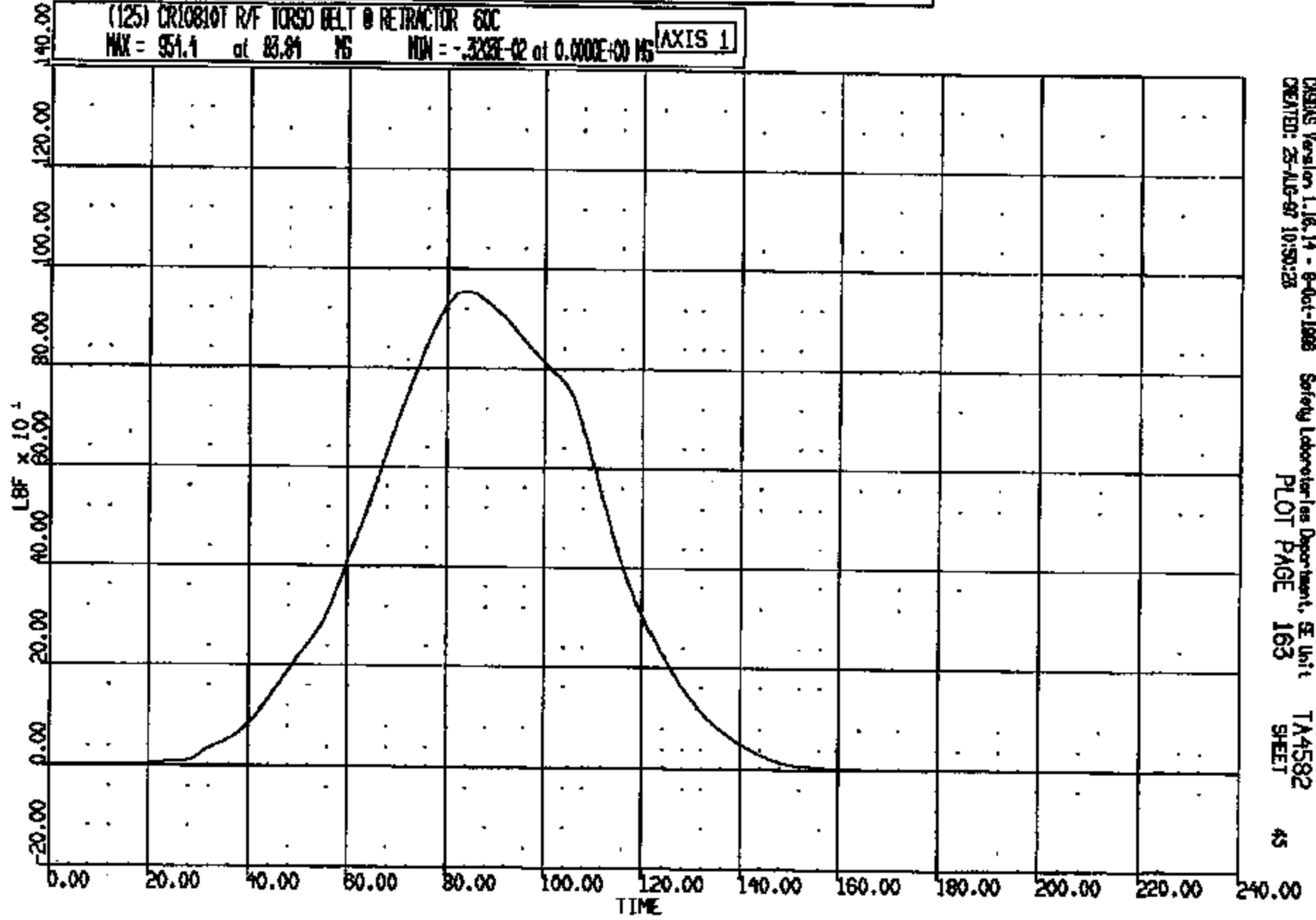
CAQMS Version 1.16.14 - 8-Oct-1998 Safety Laboratories Department, SE Unit TA4582
CREATED: 25-AUG-87 10:50:30 PLOT PAGE 162 SHEET 44

CRTS 0010810

CR R: 10810 TD: TA4582 DATE: 870825 10:04:08
199X DN-101

(125) CR10810T R/F TORSO BELT @ RETRACTOR 60C
MAX = 951.1 at 83.81 MS MIN = -.3232E-02 at 0.000E+00 MS

AXIS 1

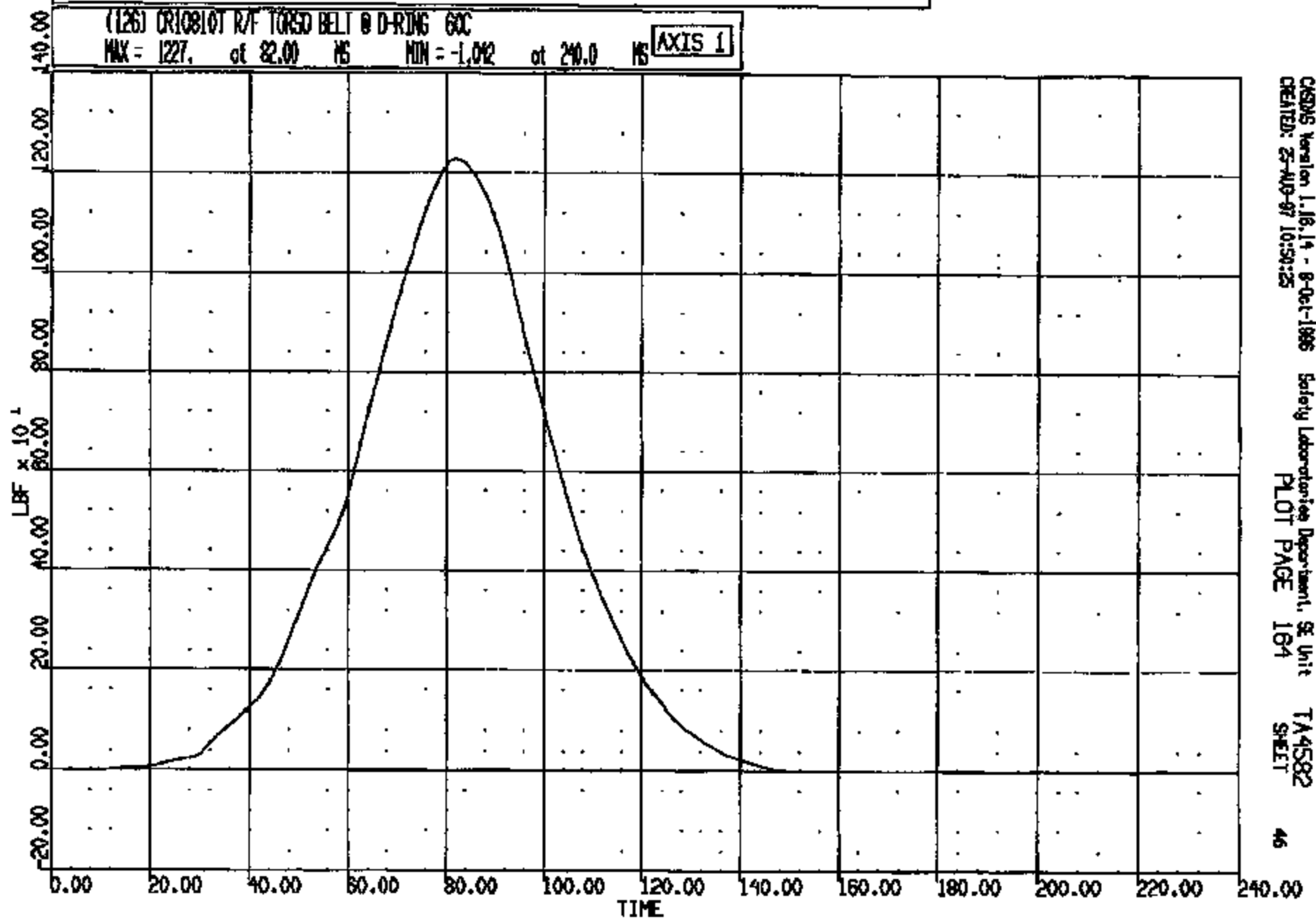


CRISIS Version 1.16.14 - 8-Oct-1988 Safety Laboratories Department, SE Unit TA4582
CREATED: 25-AUG-87 10:50:25 PLOT PAGE 163 SHEET 45

CRTS 0010810

CR R: 10810 TO: TA4582 DATE: 870823 10:04:08
199X DN-101

(126) CR10810T R/F TORSO BELT @ D-RING GOC
MAX = 1227. of 82.00 MS MIN = -1.042 of 240.0 MS **AXIS 1**

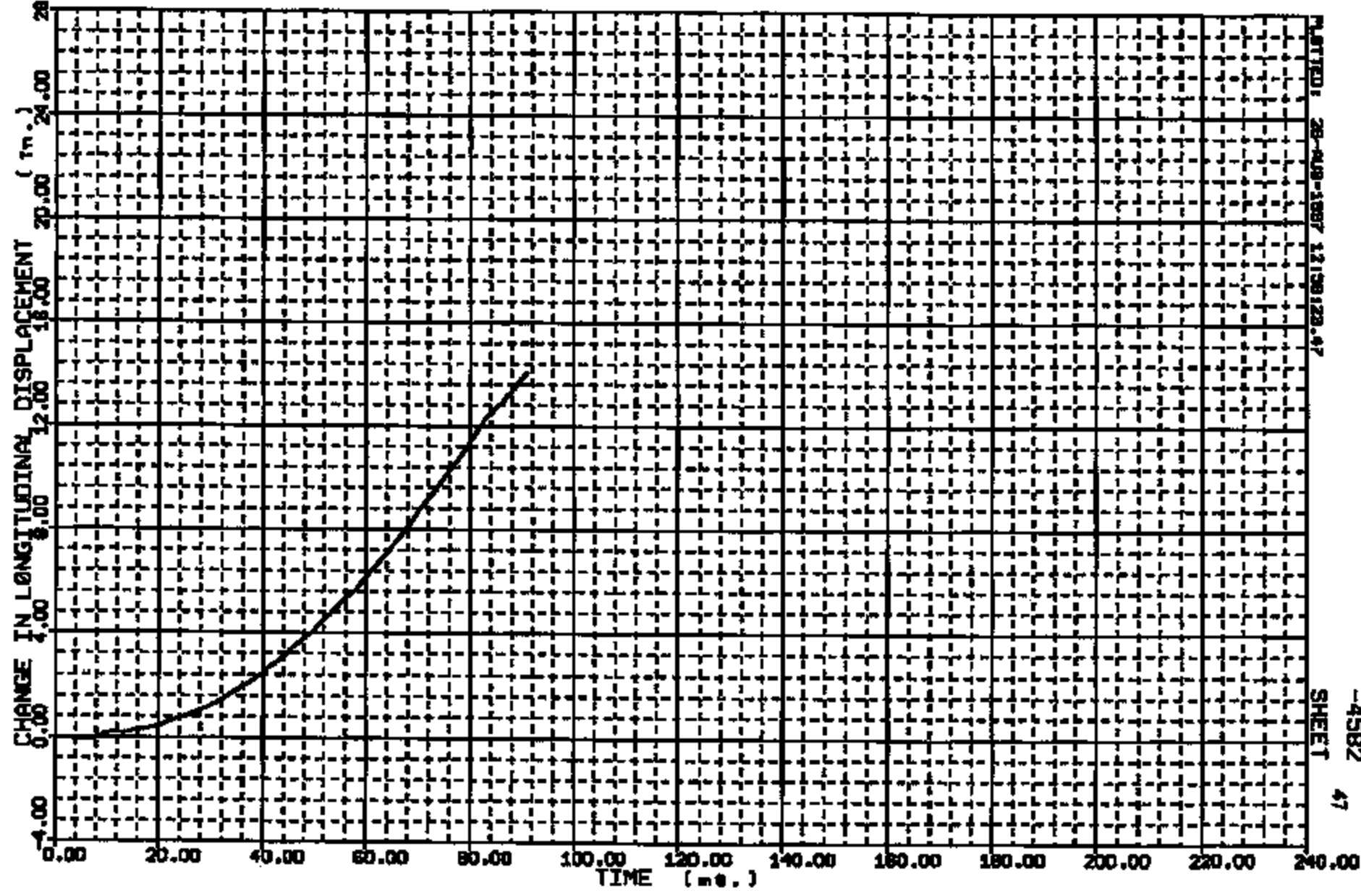


CRTS 0010810

CASDS Version 1.16.14 - 8-Oct-1986 Safety Laboratories Department, SE Unit TA4582
CREATED: 25-AUG-87 10:59:25 PLOT PAGE 164 SHEET 46

Y - AXIS: R/S HEAD - PASSENGER WRT R/ROCKER AT B-PILLAR MAX = 14.09 at 81.00 HDN = -.7489E-01 at 7.00

RUN NO.	FACILITY	TEST ORDER NO.	FILM ANALYSIS METHOD	PITCH CORRECTION
10810	BARRIER	-4582	SCALE	APPLIED
199x TAURUS				



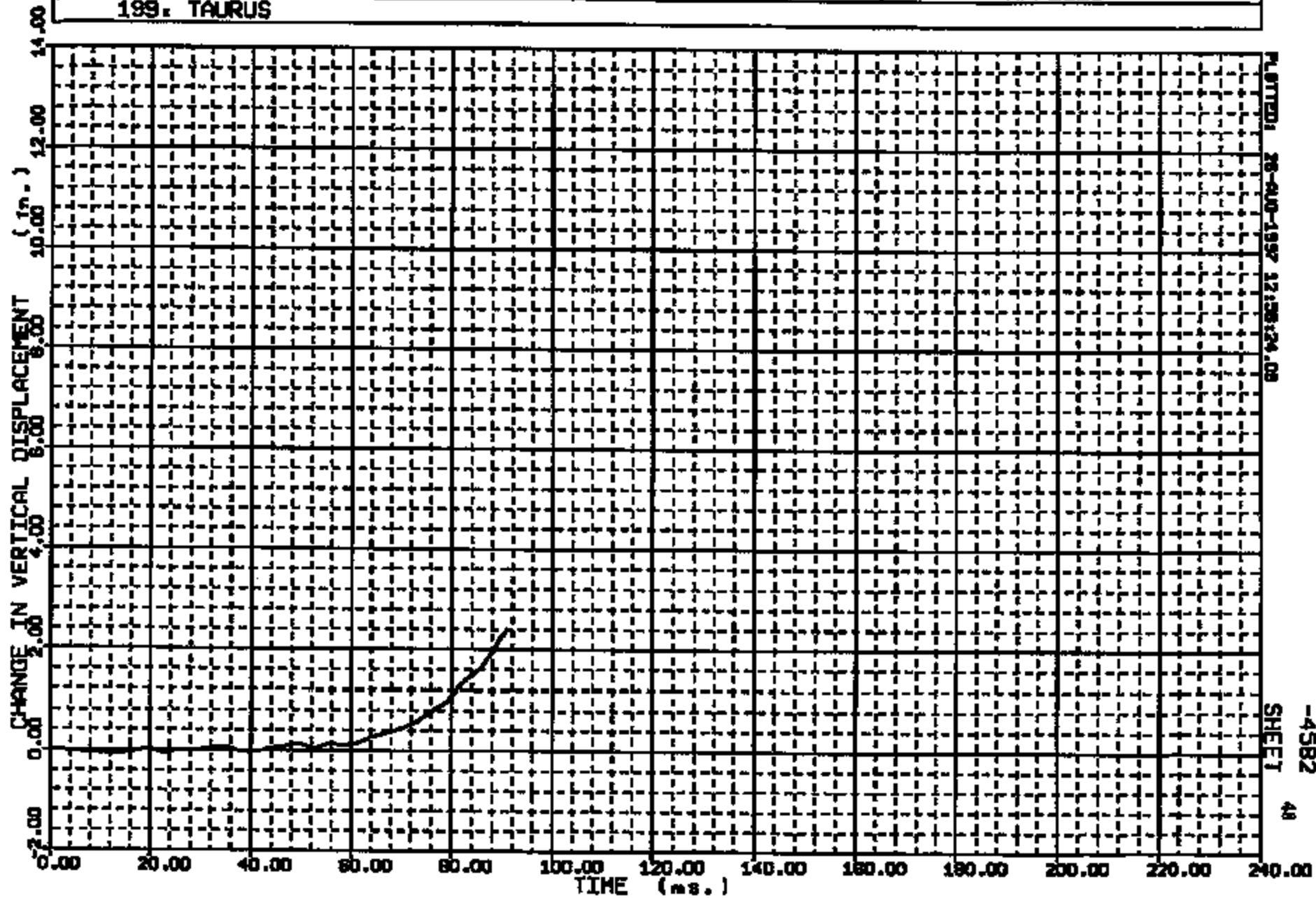
CRTS 0010810

PLATTED: 28-AUG-1987 11:58:23.47

-4582
SHEET 47

Y - AXIS: R/S HEAD - PASSENGER WRT R/ROCKER AT B-PILLAR MAX = 2.416 at 91.00 MIN = -.6880E-01 at 19.00

RUN NO.	FACILITY	TEST ORDER NO.	FILM ANALYSIS METHOD	PITCH CORRECTION
10810	BARRIER	-4582	SCALE	APPLIED
199. TAURUS				



PLotted: 26-040-1997 12:28:24.08

SHEET 41
-4582

CRTS 0010810

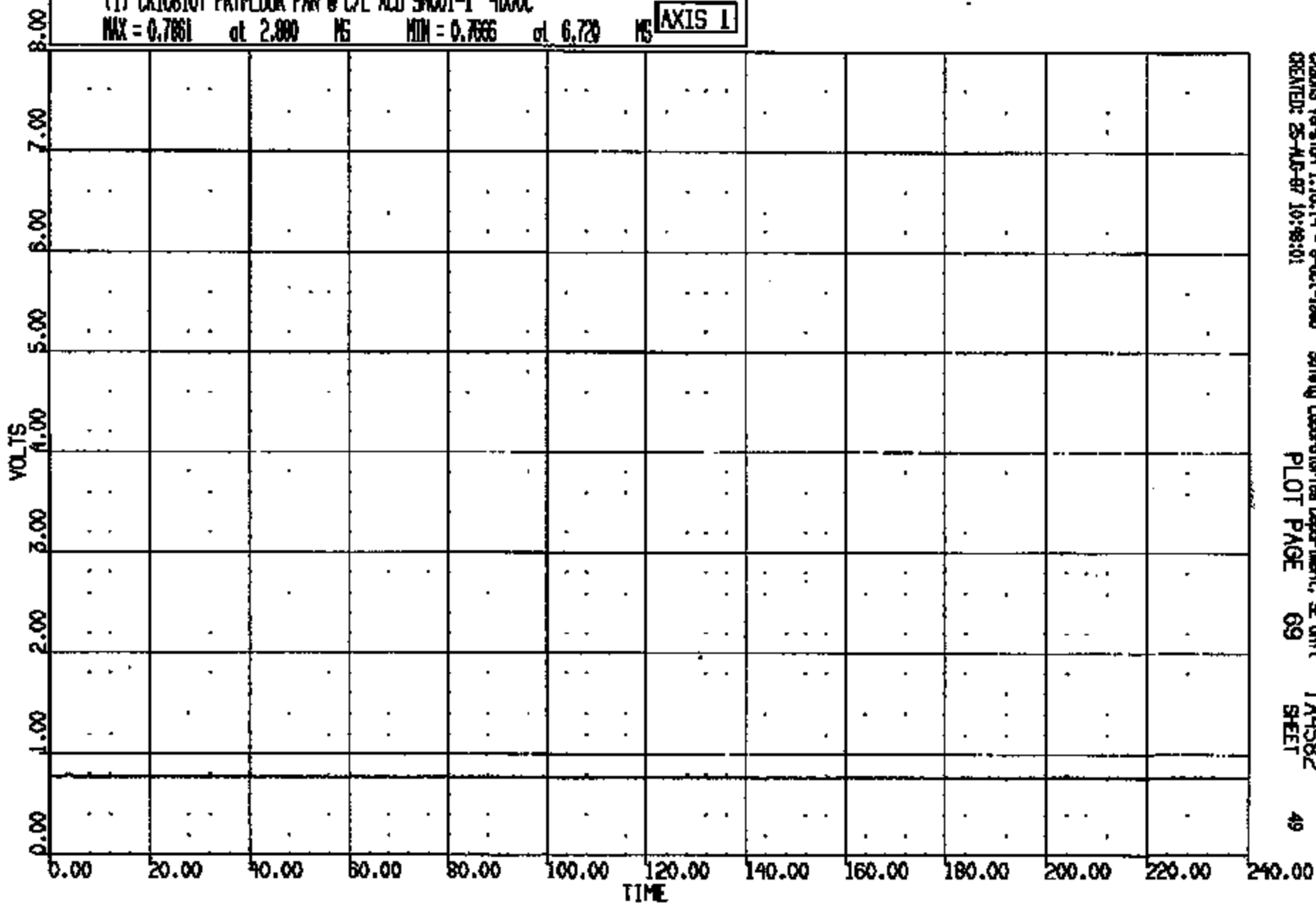
CR 7: 10810 TO: TA4582 DATE: 970825 10:04:08

199X DN-101

(1) CR10810T FRITLOR PAN @ C/L ACID SMOO-I 4000C

MAX = 0.7861 at 2.800 MS MIN = 0.7866 at 6.720 MS

AXIS I



CRSIS Version 1.16.14 - 9-04-1999
CREATED: 25-AUG-97 10:48:01

Safety Laboratory Department, SE Unit
PLOT PAGE 69

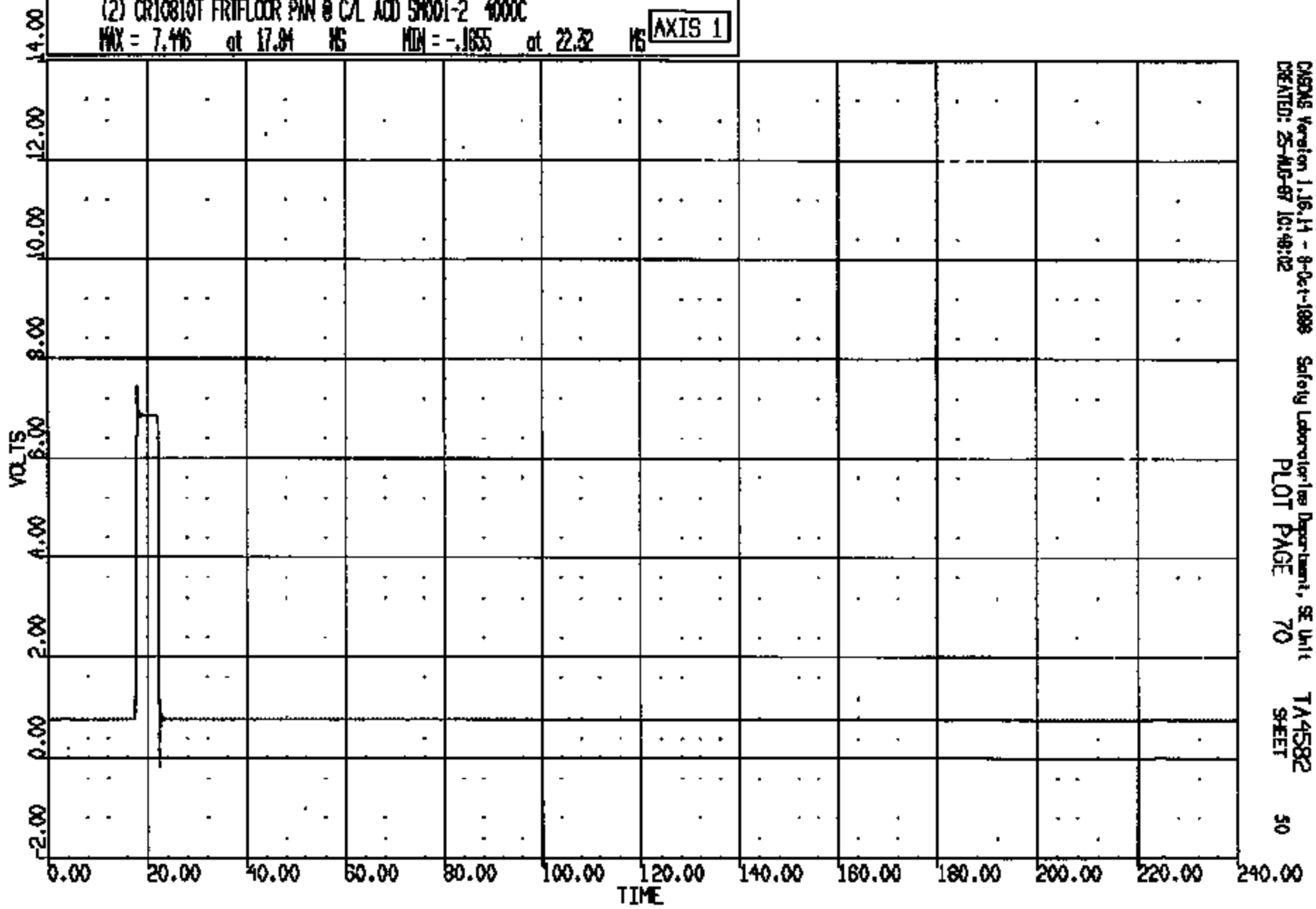
TA4582
SHEET

49

CRTS 0010810

CR R: 10810 TO: TA4582 DATE: 970825 10:04:08
199X DN-101

(2) CR10810T FRIFLOOR PIN @ C/L ACD 5M001-2 4000C
MAX = 7.416 at 17.04 MS MIN = -.1855 at 22.32 MS AXIS 1



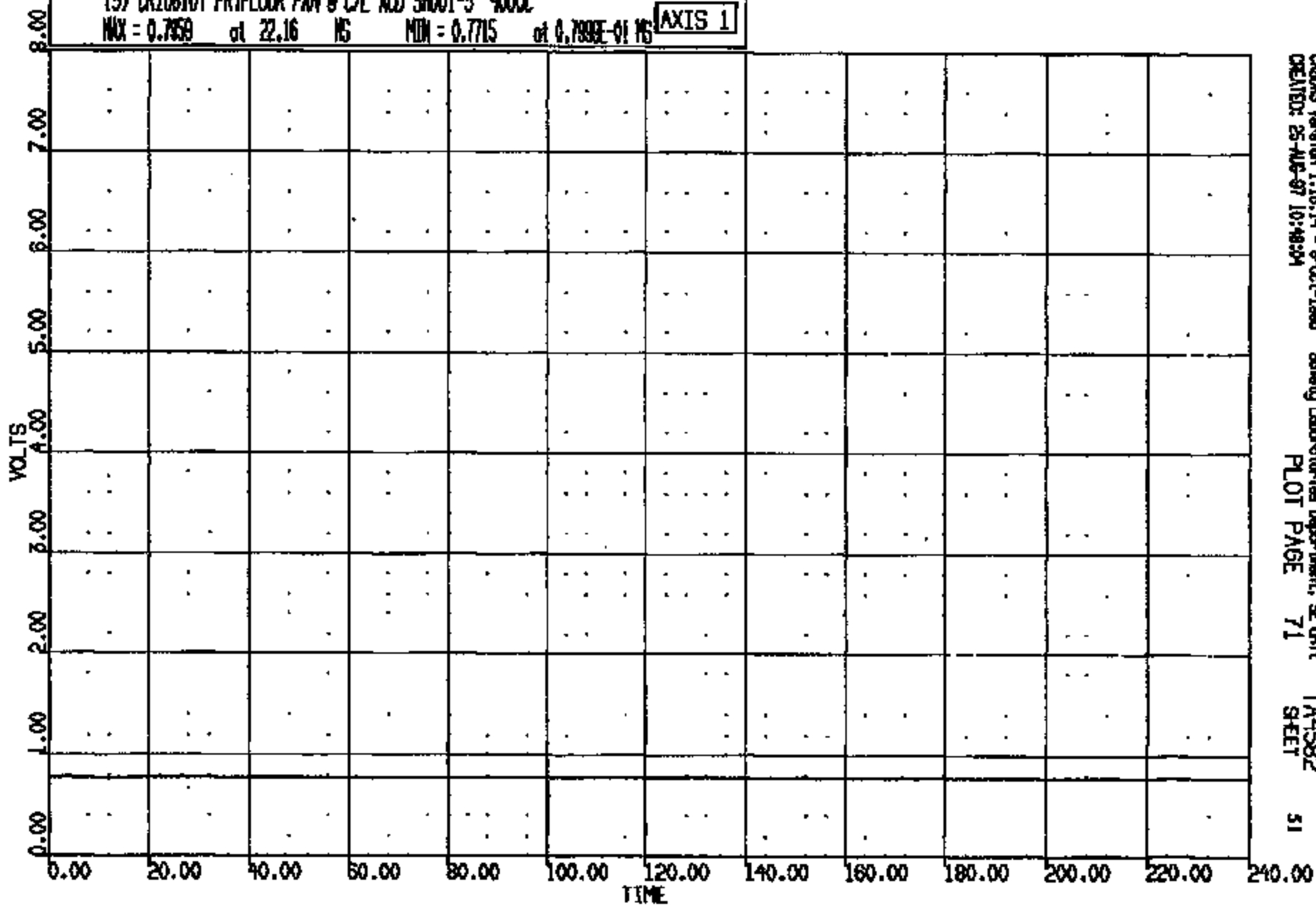
CRDAS Version 1.16.14 - 8-Oct-1988 Safety Laboratories Department, SE Unit TA4582
CREATED: 25-AUG-87 10:48:02 PLOT PAGE 70 SHEET 50

CRIS 0010810

CR R: 10810 YD: TA4582 DATE: 870825 10:04:08
189X DN-101

(3) CR10810T FRIFLOOR PAN @ C/L ACD SH001-3 4000C
MAX = 0.7859 at 22.16 MS MIN = 0.7715 at 0.7938E-01 MS

AXIS 1



CR10810T FRIFLOOR PAN @ C/L ACD SH001-3 4000C
CREATED: 25-AUG-87 10:48:04

Safety Laboratories Department, SE Unit
PLOT PAGE 71

TA4582
SHEET

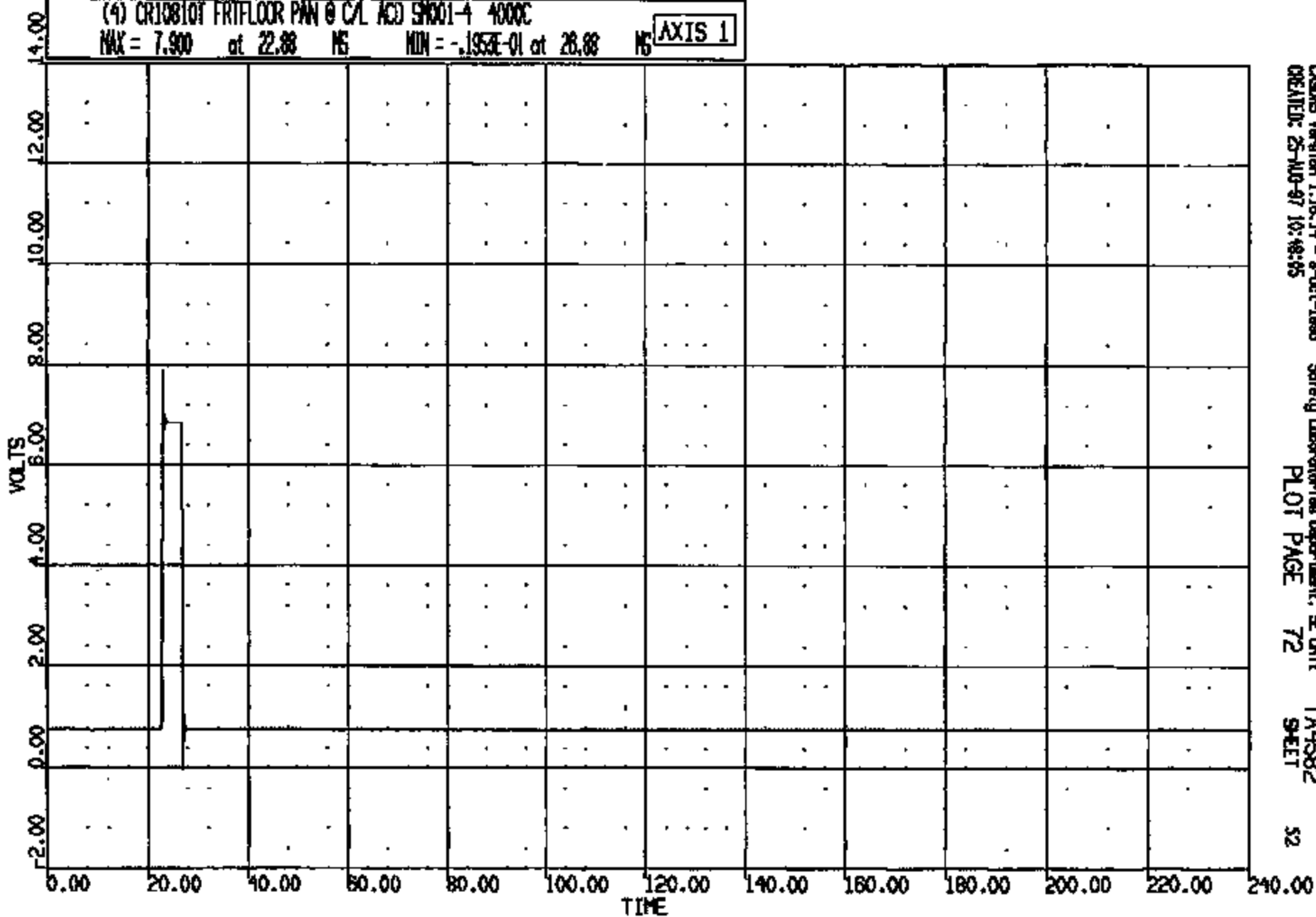
51

CRTS 0010810

CR #: 10810 TO: TA4582 DATE: 970825 10:04:08
108X DN-101

(4) CR10810T FRIFLOOR PAN @ C/L ACJ SN001-4 4000C
MAX = 7.900 at 22.88 MS MIN = -.1953E-01 at 26.88 MS

AXIS 1

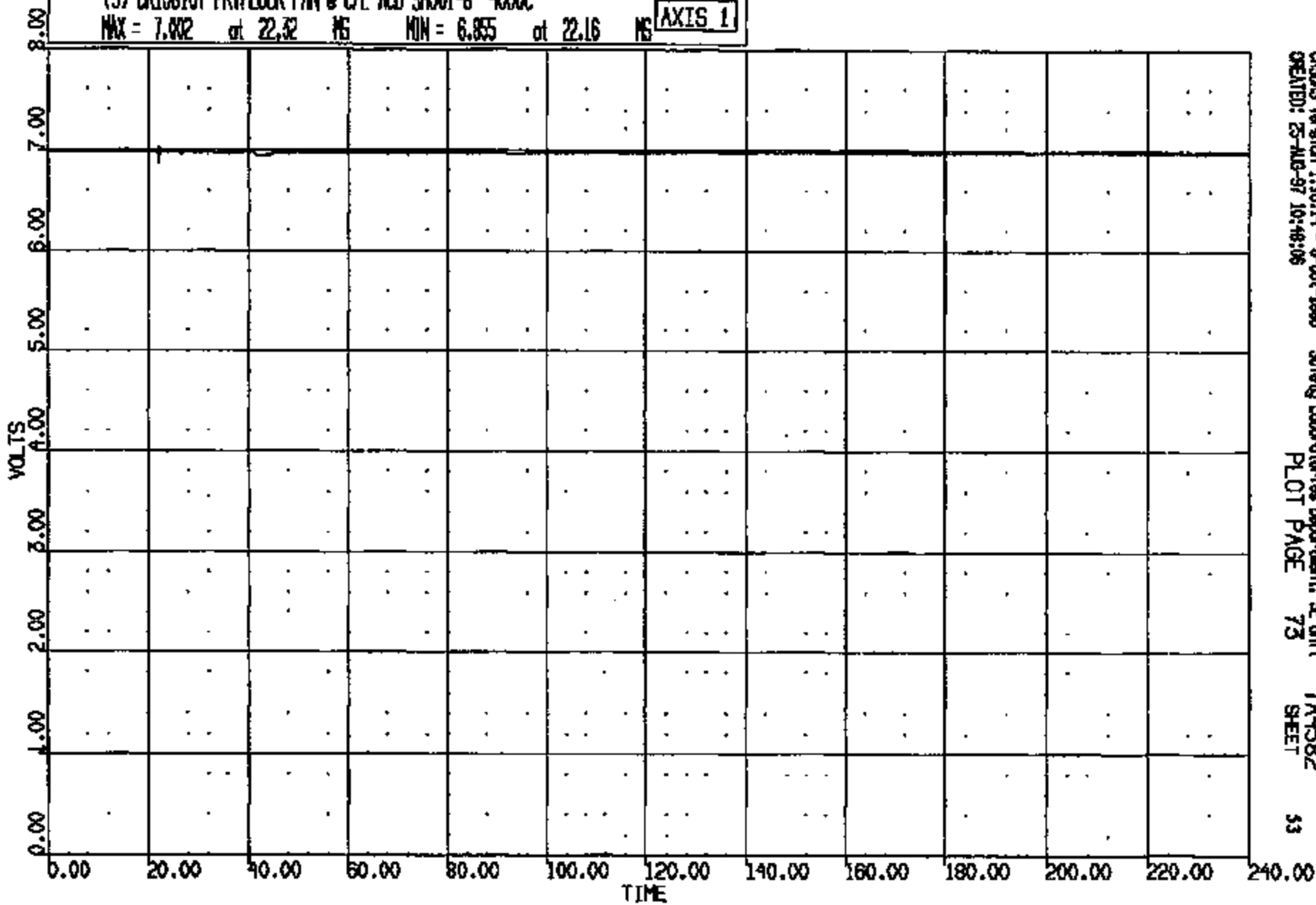


CASINS Version 1.16.14 - 8-Oct-1998 Safety Laboratory Department, EE Unit TA4582
CREATED: 25-AUG-97 10:48:55 PLOT PAGE 72 SHEET 52

CRTS 0010810

CR R: 10810 TO: TA4582 DATE: 8Y0825 10:04:08
199X DN-101

(5) CR10810T FRIFLOOR PAN @ C/L ACID 5M001-8 4000C
MAX = 7.832 at 22.32 MS MIN = 6.855 at 22.16 MS **AXIS 1**



CRSMS Version 1.16.14 - 8-Oct-1996
CREATED: 25-AUG-97 10:48:06

Safety Laboratories Department, SE Unit
PLOT PAGE 73

TA4582
SHEET

53

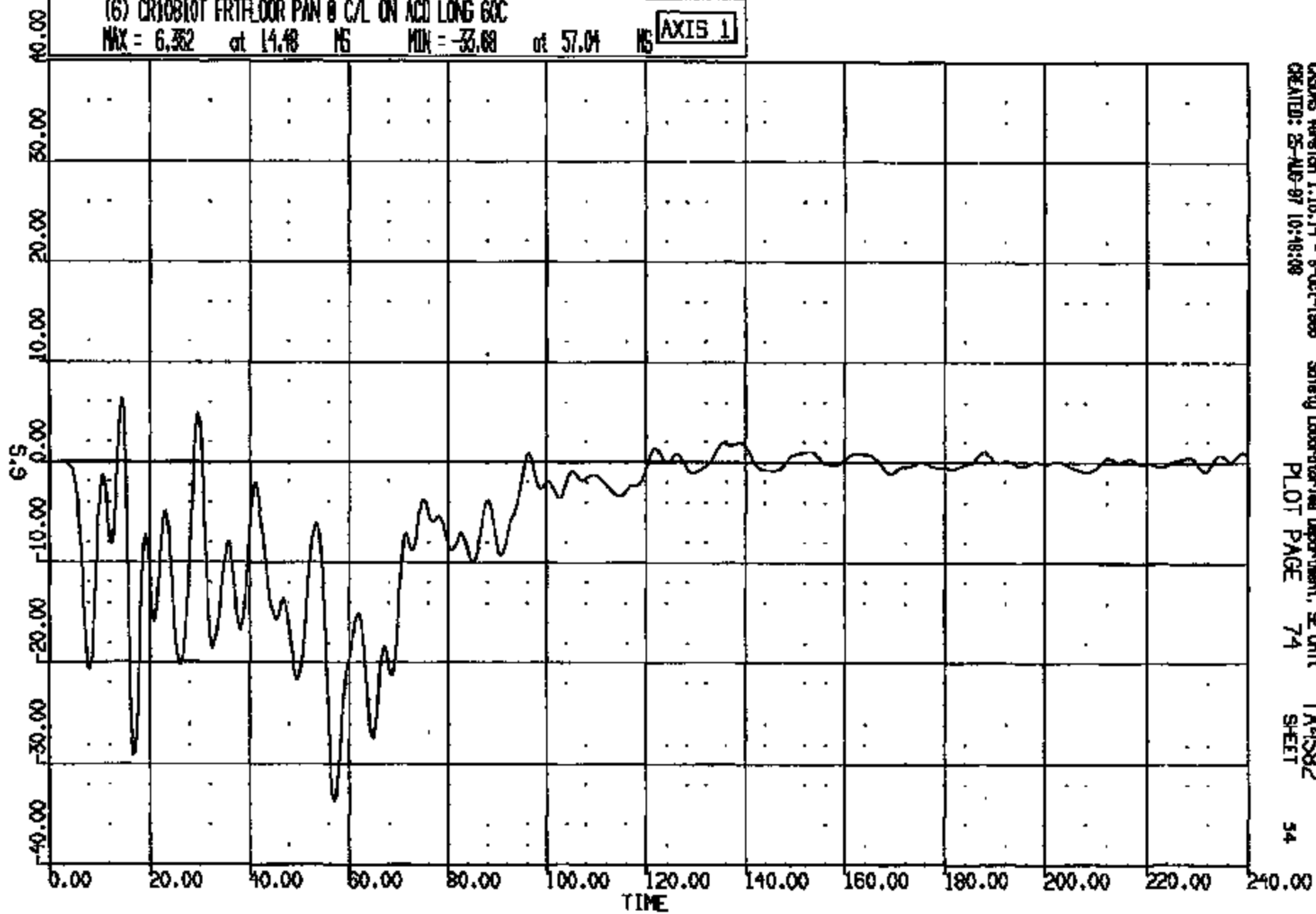
CRTS 0010810

CR R: 10810 TO: TA4582 DATE: 870825 10:04:08
189X DN-101

(6) CR10810T FRTHLDR PAN @ C/L ON ACU LONG 60C

MAX = 6.352 at 14.48 MS MIN = -33.68 at 57.04 MS

AXIS 1



CRONS Version 1.18.14 - 8-Oct-1988
CREATED: 85-AUG-87 10:48:08

Safety Laboratories Department, SE Unit
PLOT PAGE 74

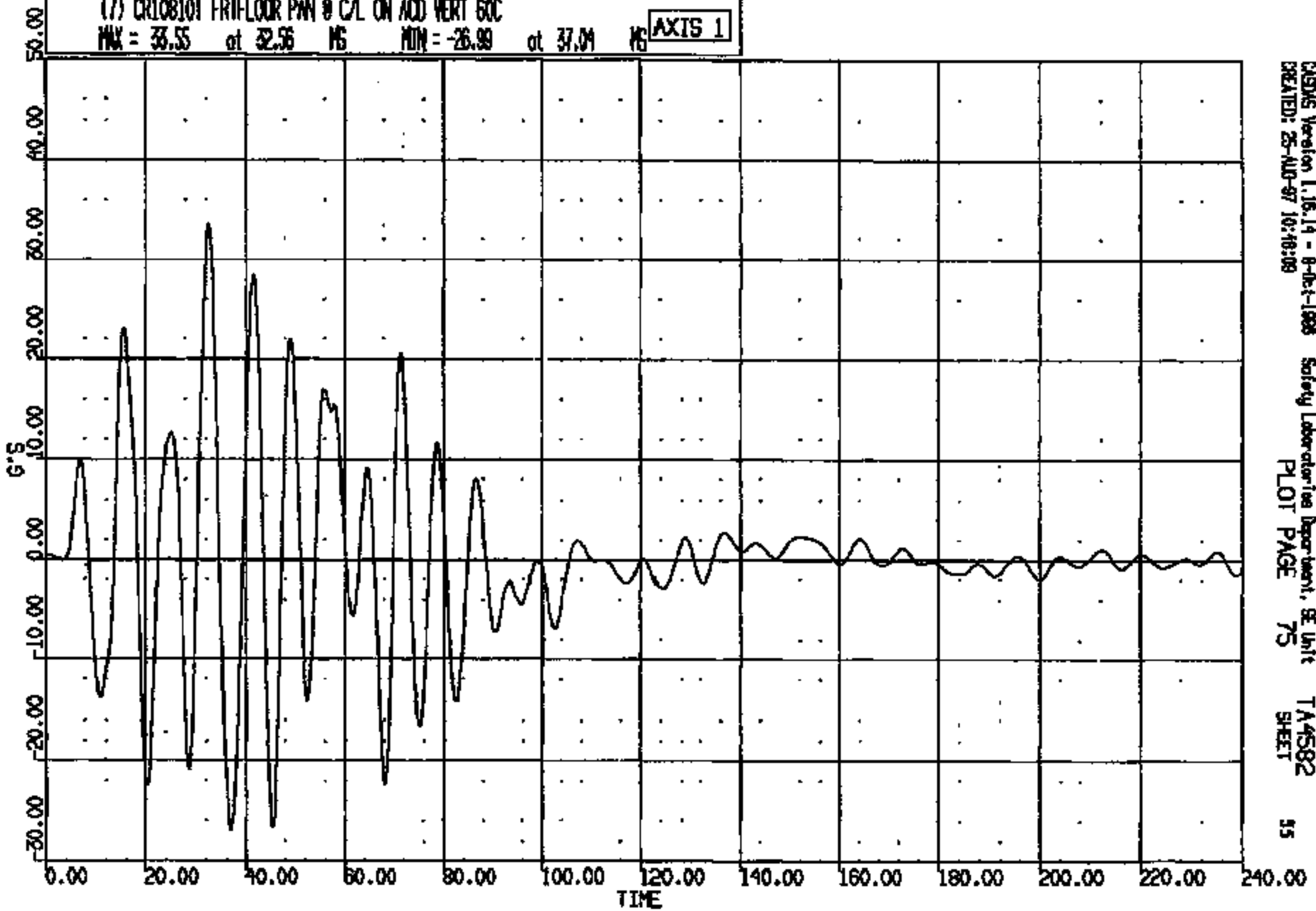
TA4582
SHEET

54

CRIS 0010810

CR R: 10810 TO: TA4582 DATE: 970825 10:04:08
199X DN-101

(7) CR10810T FRIFLOOR PAN @ C/L ON ACC VERT 60C
MAX = 36.55 at 32.56 MS MIN = -26.99 at 37.04 MS AXIS 1



CRSIS Version 1.16.14 - 8-16-1998
CREATED: 25-AUG-97 10:16:09

Safety Laboratories Department, SE Unit
PLOT PAGE 75

TA4582
SHEET

55

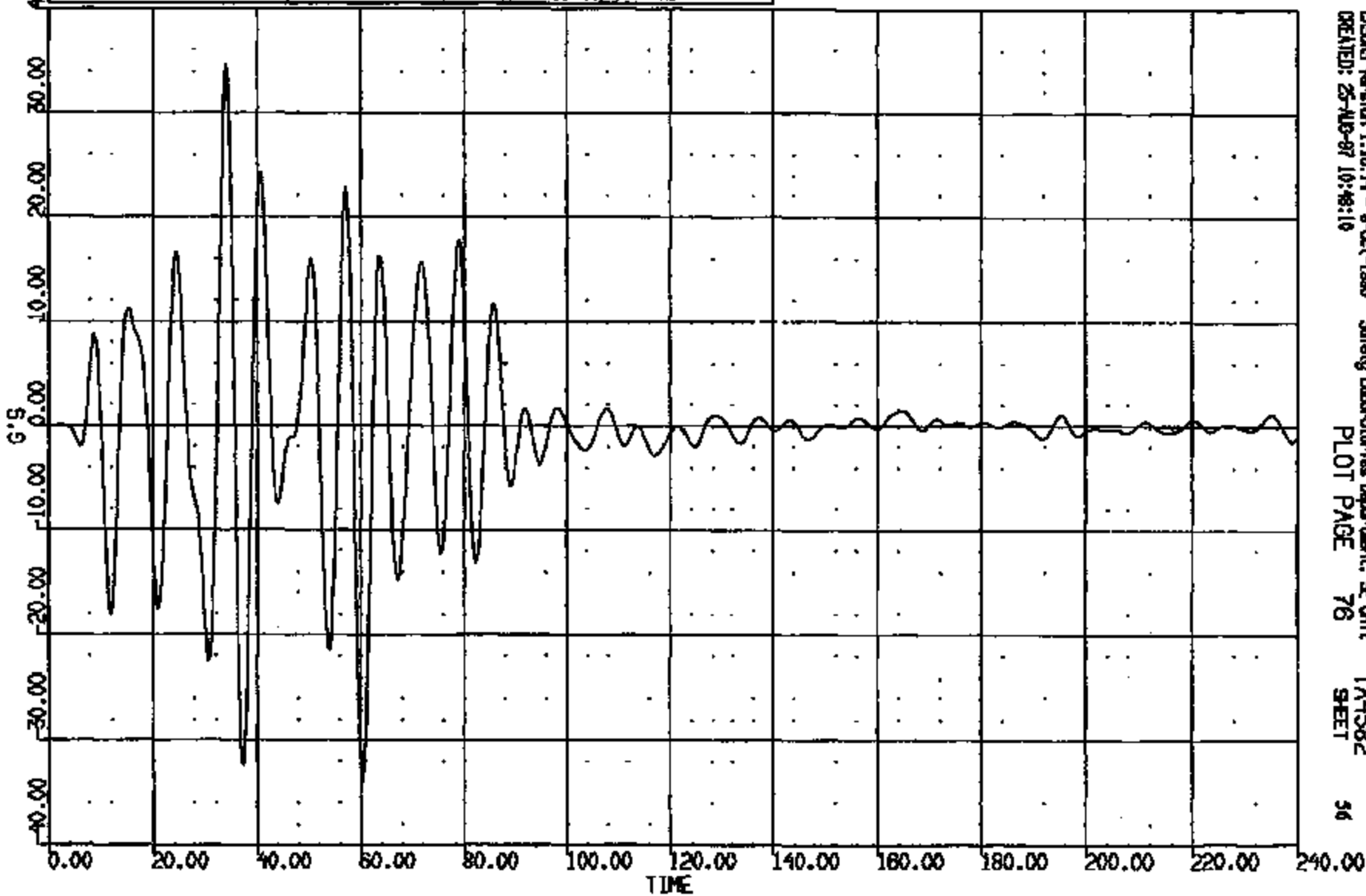
CRIS 0010810

CR R: 10810 TO: TA4582 DATE: 970825 10:04:08
188X ON-101

(8) CR10810T FRIELOOR PAN 8 C/L ON ACD LAT SIX

MAX = 34.49 at 34.00 MS MIN = -33.95 at 60.40 MS

AXIS 1



CRS05 Version 1.16.14 - 8-Oct-1988
CREATED: 25-AUG-87 10:48:10

Safety Laboratories Department, SE Unit
PLOT PAGE 76

TA4582
SHEET

56

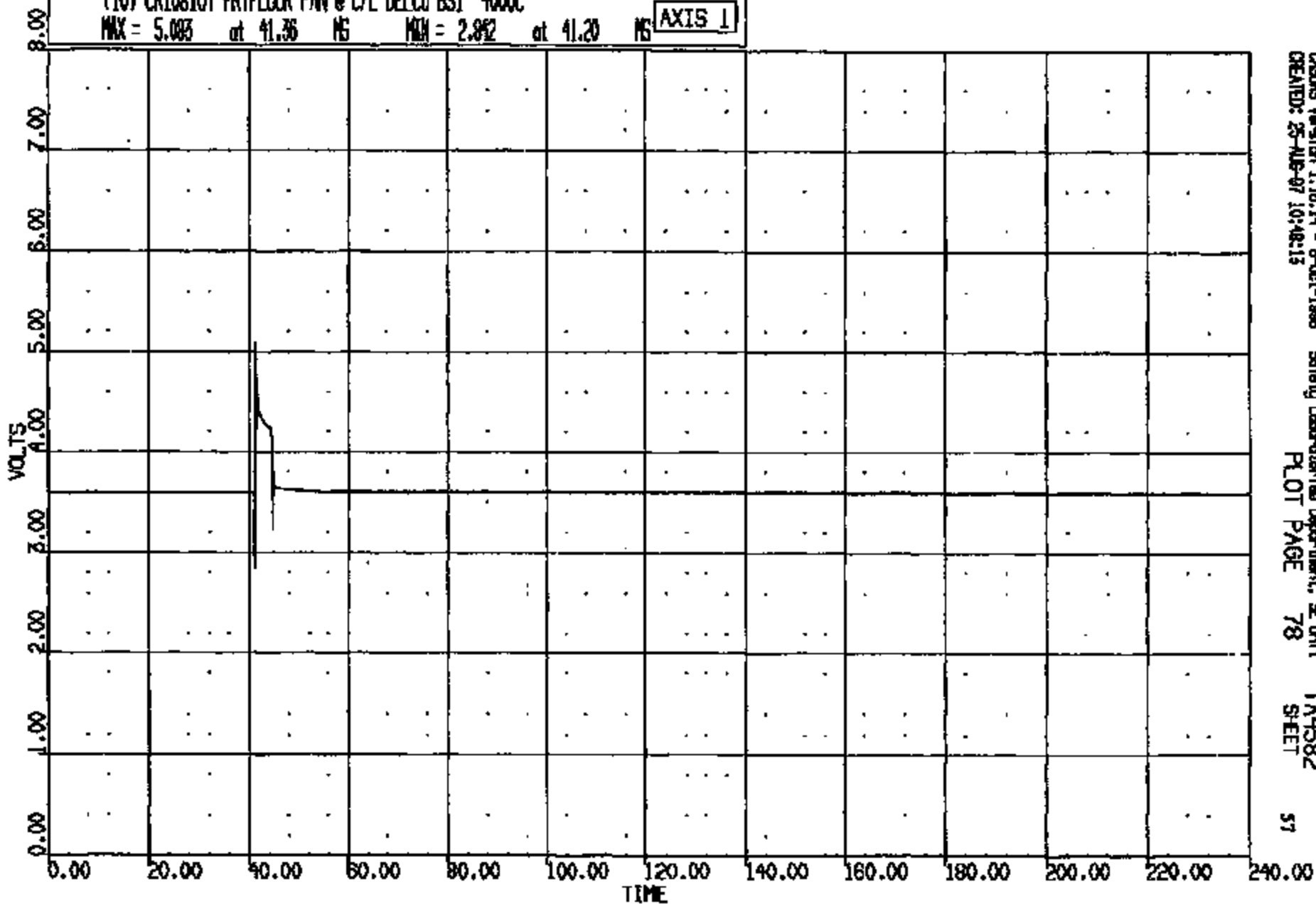
CRTS 0010810

CR R: 10810 TO: TA4582 DATE: 970825 10:04:08
198X DN-101

(10) CR10810T FRIFLOOR PMN @ C/L DELCO BS) 4000C

MAX = 5.083 at 41.35 MS MIN = 2.892 at 41.20 MS

AXIS 1



CASYS Version 1.16.14 - 8-Oct-1988
CREATED: 25-AUG-87 10:48:15

Safety Laboratories Department, SE Unit
PLOT PAGE 78

TA4582
SHEET

57

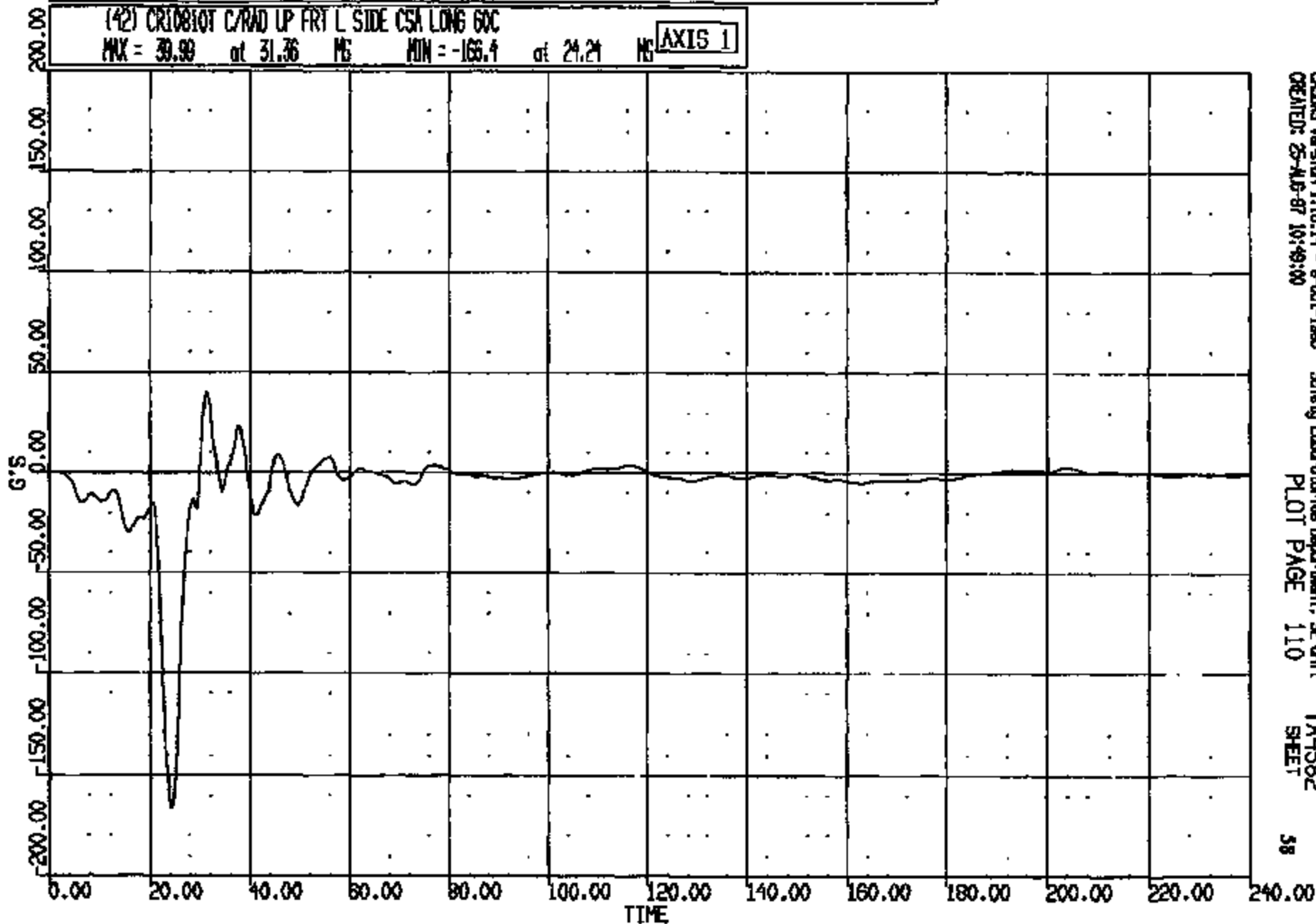
CRTS 0010810

CR R: 10810 TO: TA4582 DATE: 870825 10:04:08
198X DN-101

(42) CR10810T C/RAD UP FRT L SIDE CSA LONG 60C

MAX = 39.99 at 31.36 MS MIN = -166.4 at 21.21 MS

AXIS 1



CRSIS Version 1.16.14 - 8-Oct-1988
CREATED: 25-AUG-87 10:49:00

Safety Laboratories Department, SE Unit
PLOT PAGE 110

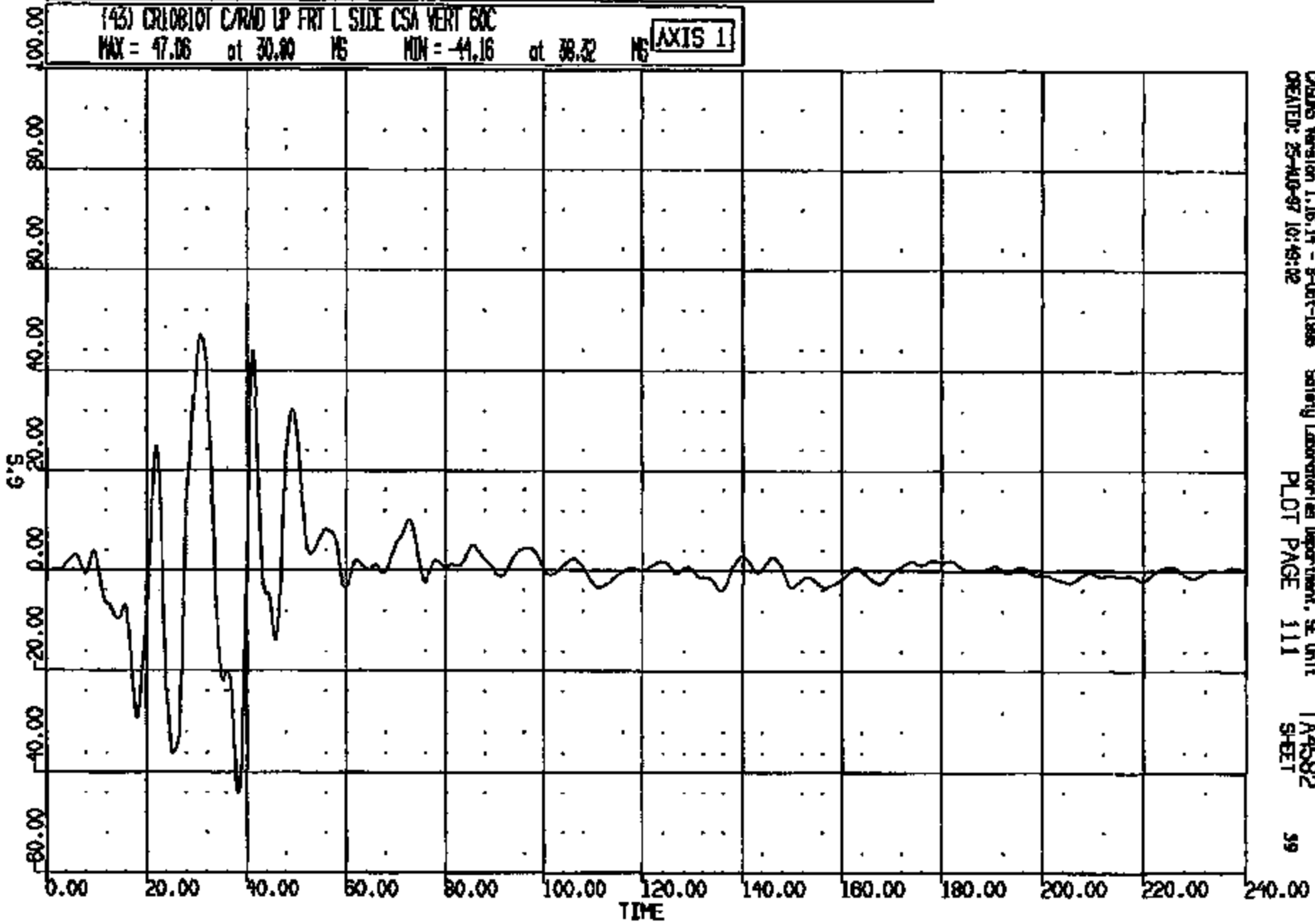
TA4582
SHEET

58

CRIS 0010810

CR #: 10810 TD: TA4582 DATE: 970825 10:04:08
199X DN-101

(43) CR10810T C/RAD LP FRT L SIDE CSA VERT 60C
MAX = 47.16 at 30.00 MS MIN = -44.16 at 38.32 MS **AXIS 1**



CRMS Version 1.16.14 - 9-Oct-1998
CREATED: 25-AUG-97 10:49:32

Safety Laboratory Department, SE Unit
PLOT PAGE 111

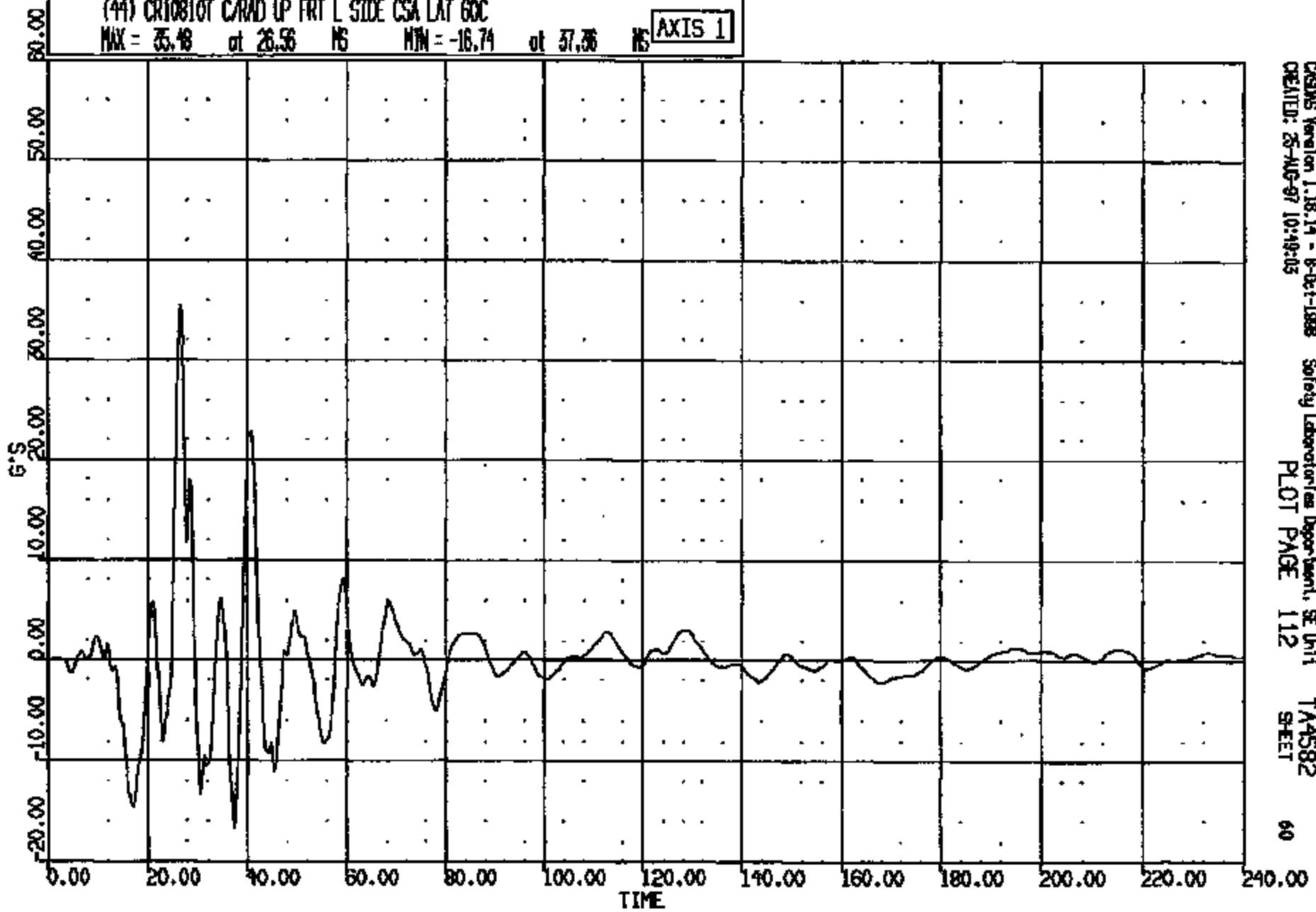
TA4582
SHEET

59

CRIS 0010810

CR #: 10810 TO: TA4582 DATE: 970925 10:04:08
199X DN-101

(44) CR10810T C/RAD UP FRT L SIDE CSA LAT 60C
MAX = 35.48 at 26.56 MS MIN = -16.74 at 37.36 MS AXIS 1



CRSWS Version 1.18.14 - 8-01-1998
CREATED: 25-AUG-97 10:48:05

Safety Laboratories Department, SE Unit
PLOT PAGE 112

TA4582
SHEET

60

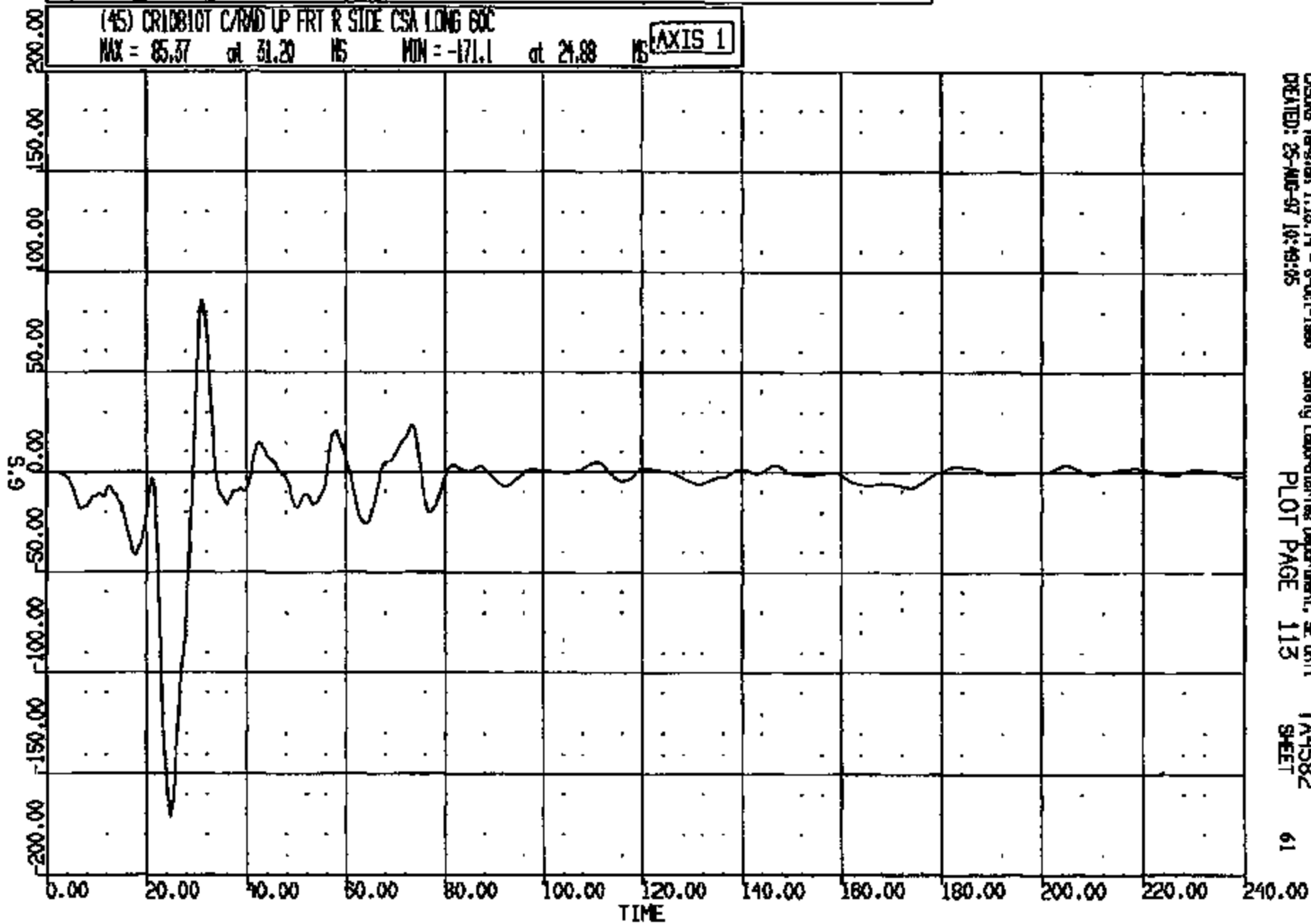
CRTS 0010810

CR R: 10810 TO: TA4582 DATE: 970825 10:04:08
199X ON-101

(45) CR10810T CARD UP FRT R SIDE CSA LONG 60C

MAX = 85.37 at 31.20 MS MIN = -171.1 at 21.88 MS

AXIS 1



CASMS Version 1.18.14 - 8-01-1998
CREATED: 25-AUG-97 10:49:05

Safety Laboratories Department, SE Unit
PLOT PAGE 113

TA4582
SHEET

61

CRTS 0010810

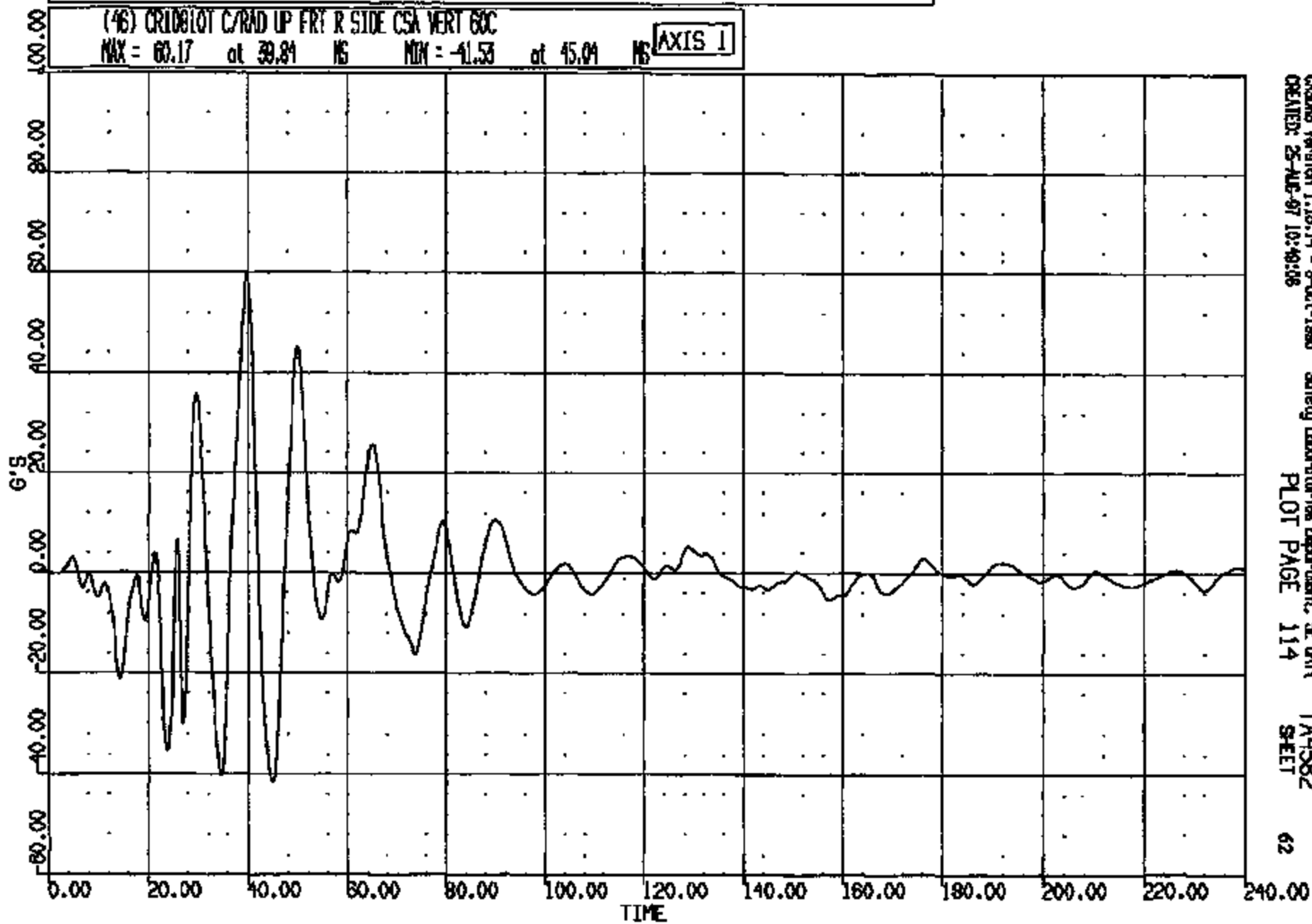
CR R: 10810 TO: TA4582 DATE: 970825 10:04:08

188X DN-101

(46) CR10810T C/RAD UP FRY R SIDE CSA VERT 60C

MAX = 63.17 at 39.81 MS MIN = -41.53 at 45.04 MS

AXIS 1



CASMS Version 1.15.14 - 8-Oct-1988
CREATED: 25-AUG-97 10:40:08

Safety Laboratories Department, SE Unit
PLOT PAGE 114

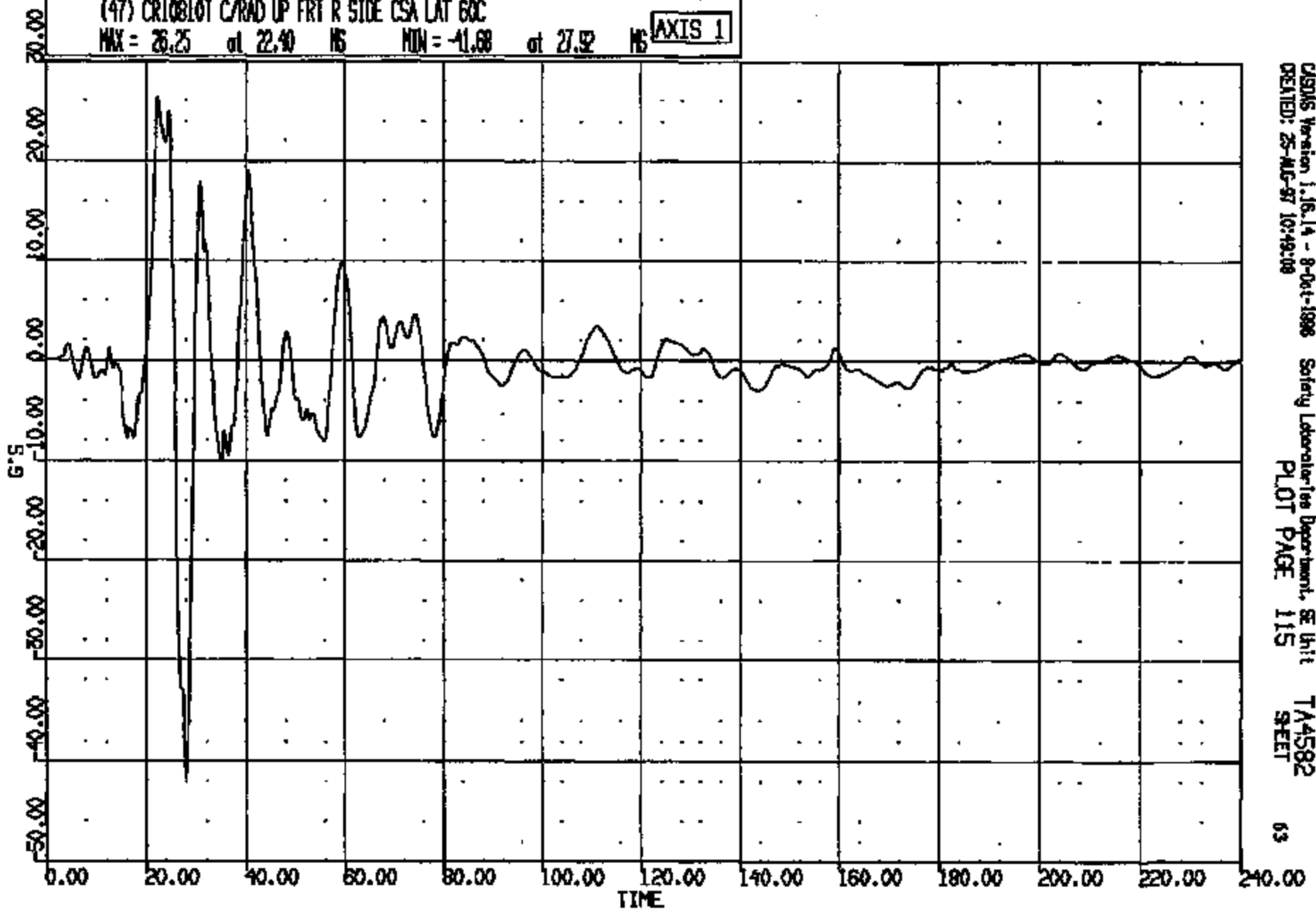
TA4582
SHEET

62

CRTS 0010810

CR R: 10810 TO: TA4582 DATE: 870825 10:04:08
199X DN-101

(47) CR10810T C/RAD UP FRT R SIDE CSA LAT 60C
MAX = 26.25 at 22.40 NS MIN = -41.68 at 27.92 NS **AXIS 1**

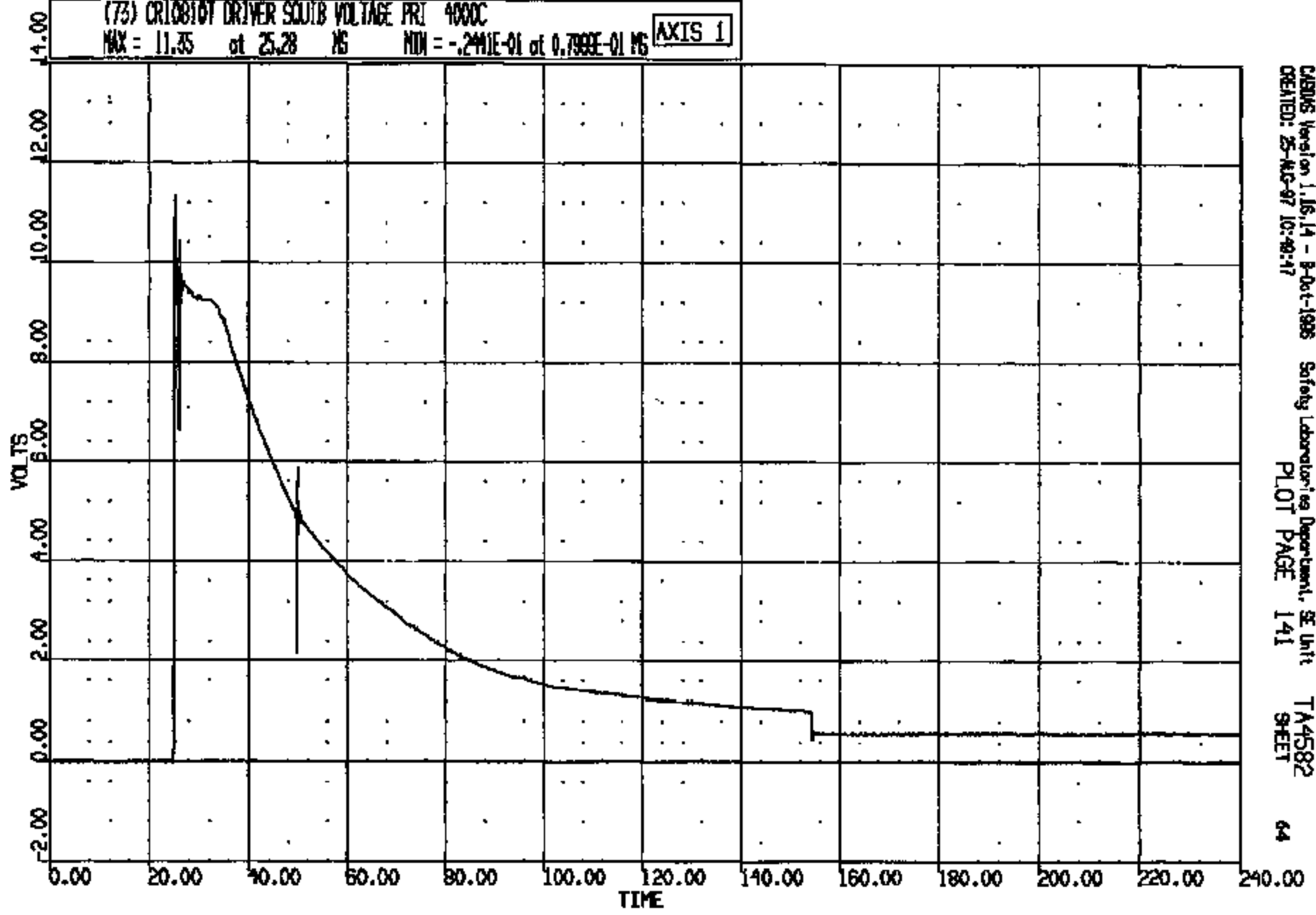


CASUS Version 1.16.14 - 8-Oct-1988 Safety Laboratory Department, SE Unit
CREATED: 25-MG-87 10:49:08
PLOT PAGE 115
TA4582
SHEET 63

CRTS 0010810

CR R: 10810 TO: TA4582 DATE: 870825 10:04:08
189X DN-101

(73) CR10810Y DRIVER SCOUTB VOLTAGE PRI 4000C
MAX = 11.35 at 25.28 MS MIN = -.241E-01 at 0.799E-01 MS AXIS 1



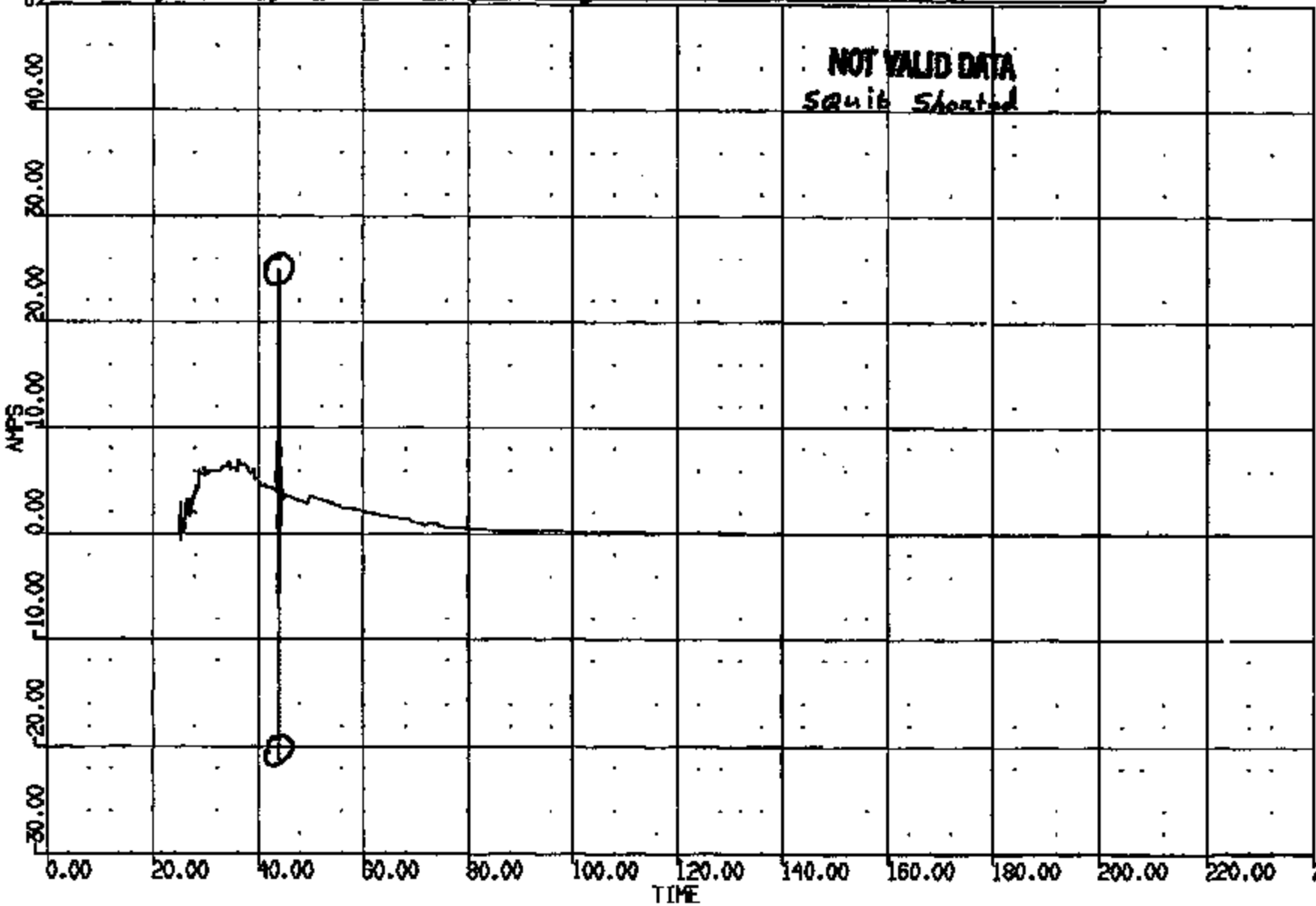
CASIMS Version 1.16.14 - 8-04-1986 Safety Laboratories Department, SE Unit TA4582
CREATED: 25-AUG-87 10:40:47 PLOT PAGE 141 SHEET 64

CRTS 0010810

CR R: 10810 TO: TA4582 DATE: 870826 10:04:08
189X DN-101

* (74) CR10810T DRIVER SOLID CURRENT PRI 4000C
MAX = 25.00 at 43.80 MS MIN = -21.28 at 43.76 MS **AXIS 1**

ANOMLY KEY:
* - Midband data exceeded full scale
- >1 percent offset at T-zero



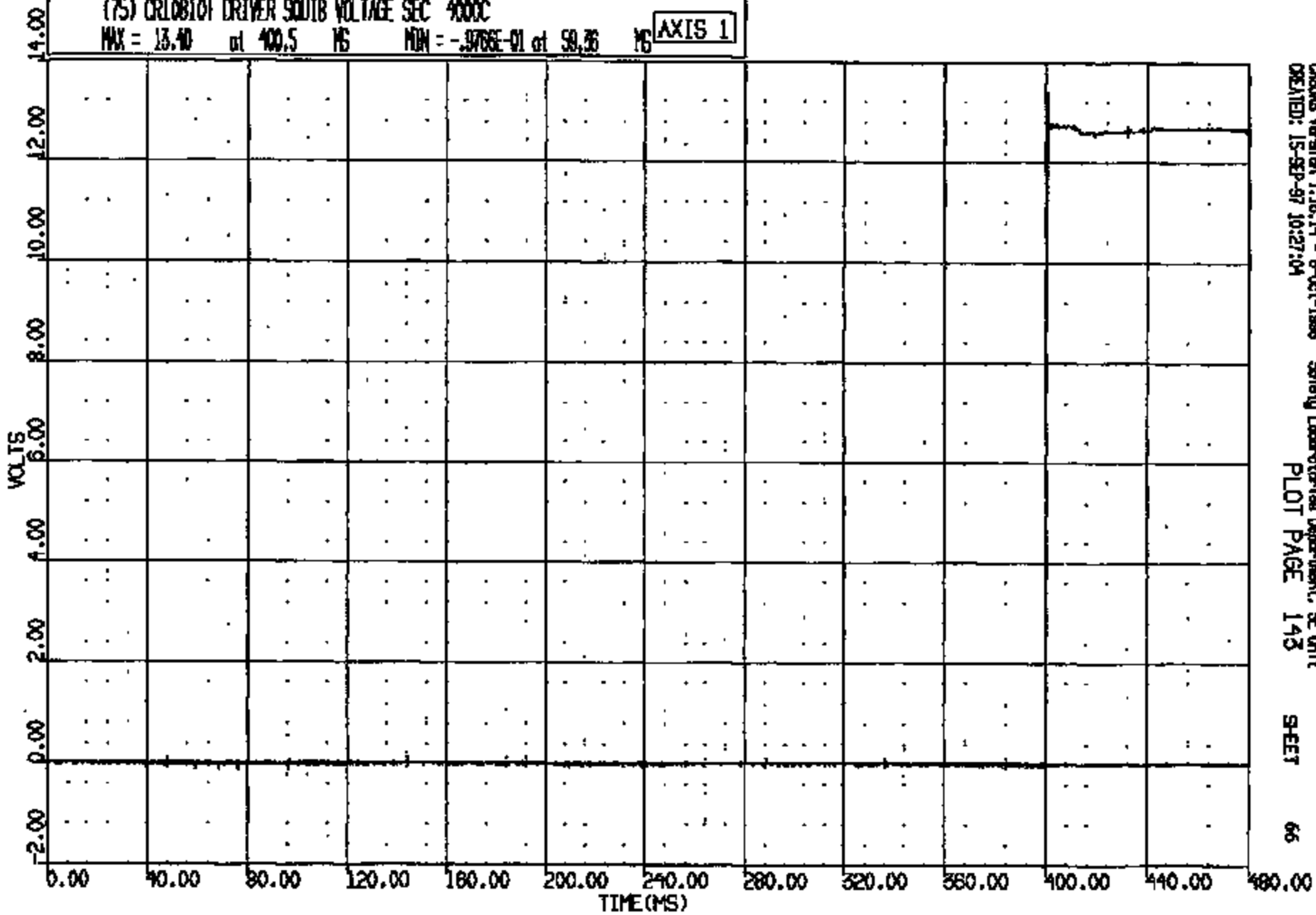
CASMS Version 1.16.14 - 8-Oct-1986 Safety Laboratories Department, SE Unit TA4582
CREATED: 25-AUG-87 10:49:48 PLOT PAGE 142 SHEET 65

CRTS 0010810

CR R: 10810 TO: TA4582 DATE: 970825 10:04:08
1996 DN-101

(75) CRLO8101 DRIVER SOUTH VOLTAGE SEC 4000C
MAX = 13.40 at 400.5 MS MIN = -.3706E-01 at 50.36 MS

AXIS 1



CASUS Version 1.16.14 - 8-Oct-1988
CREATED: 15-SEP-97 10:27:04

Safety Laboratories Department, SE Unit
PLOT PAGE 143

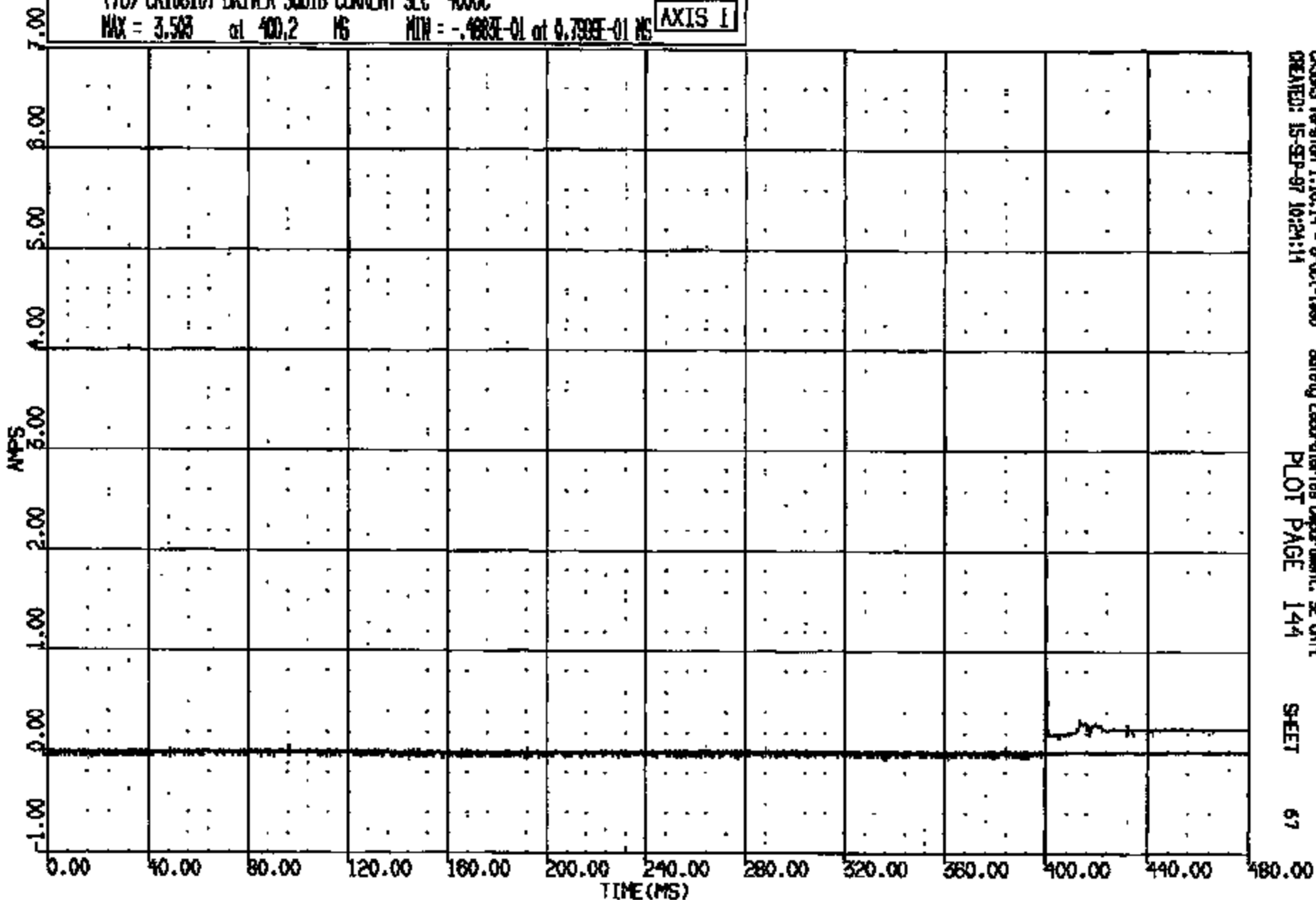
SHEET

66

CRTS 0010810

CR R: 10810 TO: TA4582 DATE: 870825 10:04:08
1986 DN-101

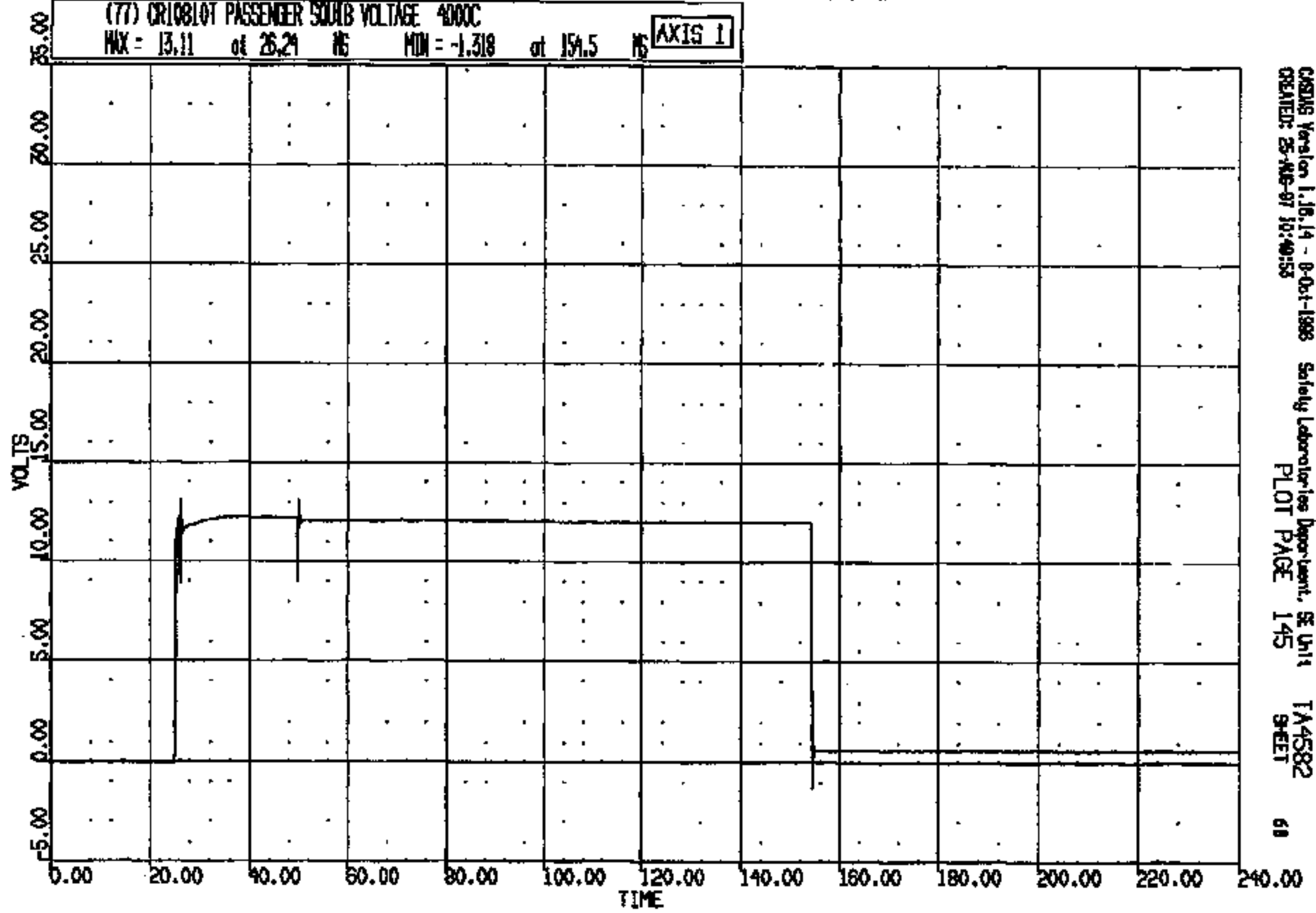
(76) CR10810T DRIVER SOUTH CURRENT SEC 4000C
MAX = 3.533 at 400.2 MS MIN = -.4883E-01 at 8.7393E-01 MS **AXIS 1**



CRTS 0010810

CR R: 10810 TO: TA4582 DATE: 870825 10:04:08
189X DN-101

(77) CR10810T PASSENGER SQUIB VOLTAGE 4000C
MAX = 13.11 at 26.24 MS MIN = -1.318 at 154.5 MS **AXIS 1**

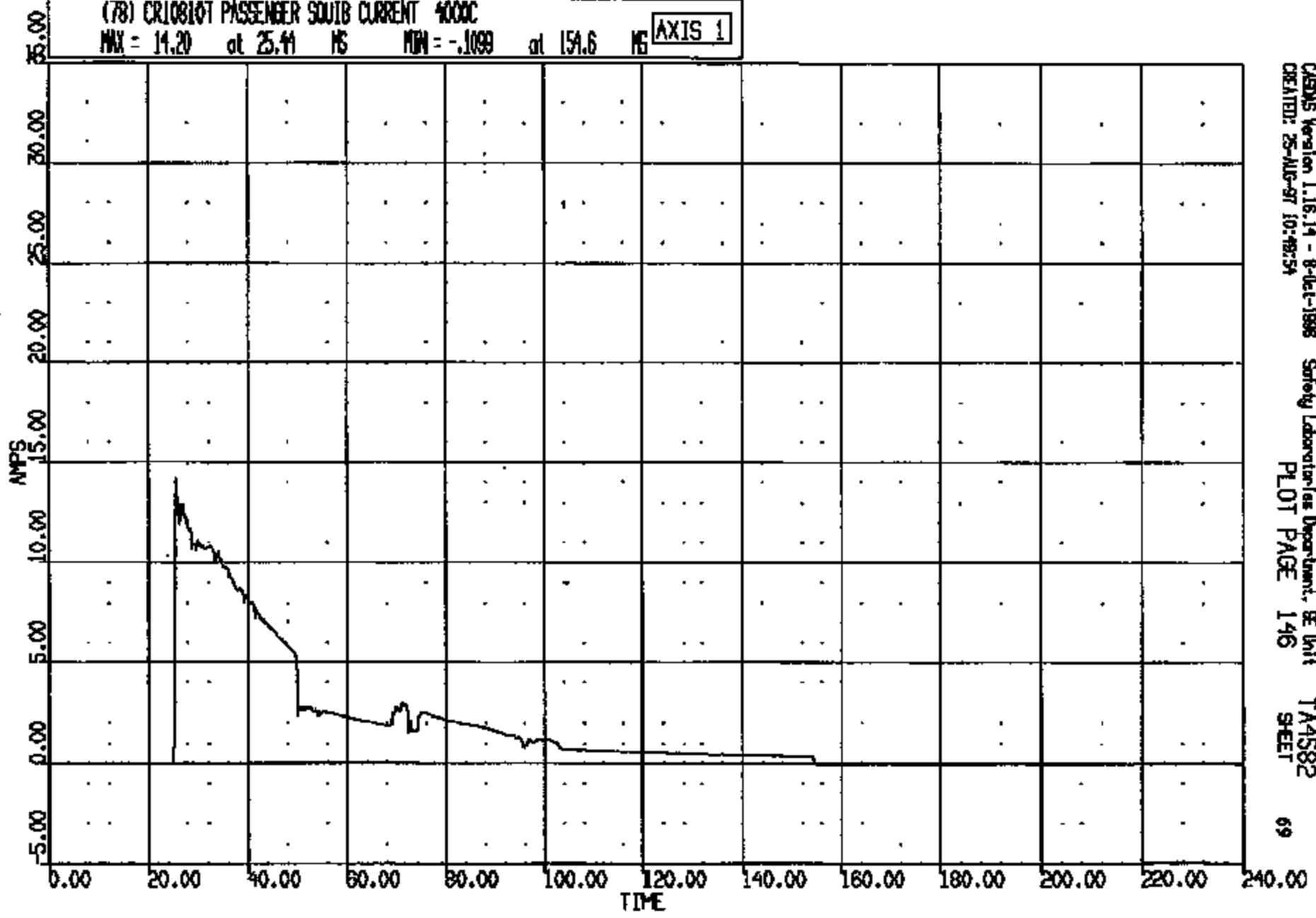


CASIS Version 1.16.14 - 0-0-1-1988 Safety Laboratories Department, SE Unit 1
CREATED: 25-AUG-87 10:40:53 PLOT PAGE 145 TA4582
94ET 68

CR10810

CR #: 10810 TO: TA4582 DATE: 870825 10:04:08
189X DN-101

(78) CR10810T PASSENGER SOUTH CURRENT 4000C
MAX = 14.20 at 25.41 MS MIN = -.1099 at 154.6 MS **AXIS 1**



CRS05 Version 1.16.14 - 8-Dec-1988 Safety Laboratories Department, BE Unit TA4582
CREATED: 25-APR-87 10:48:54 PLOT PAGE 146 SHEET 69

CRIS 0010810

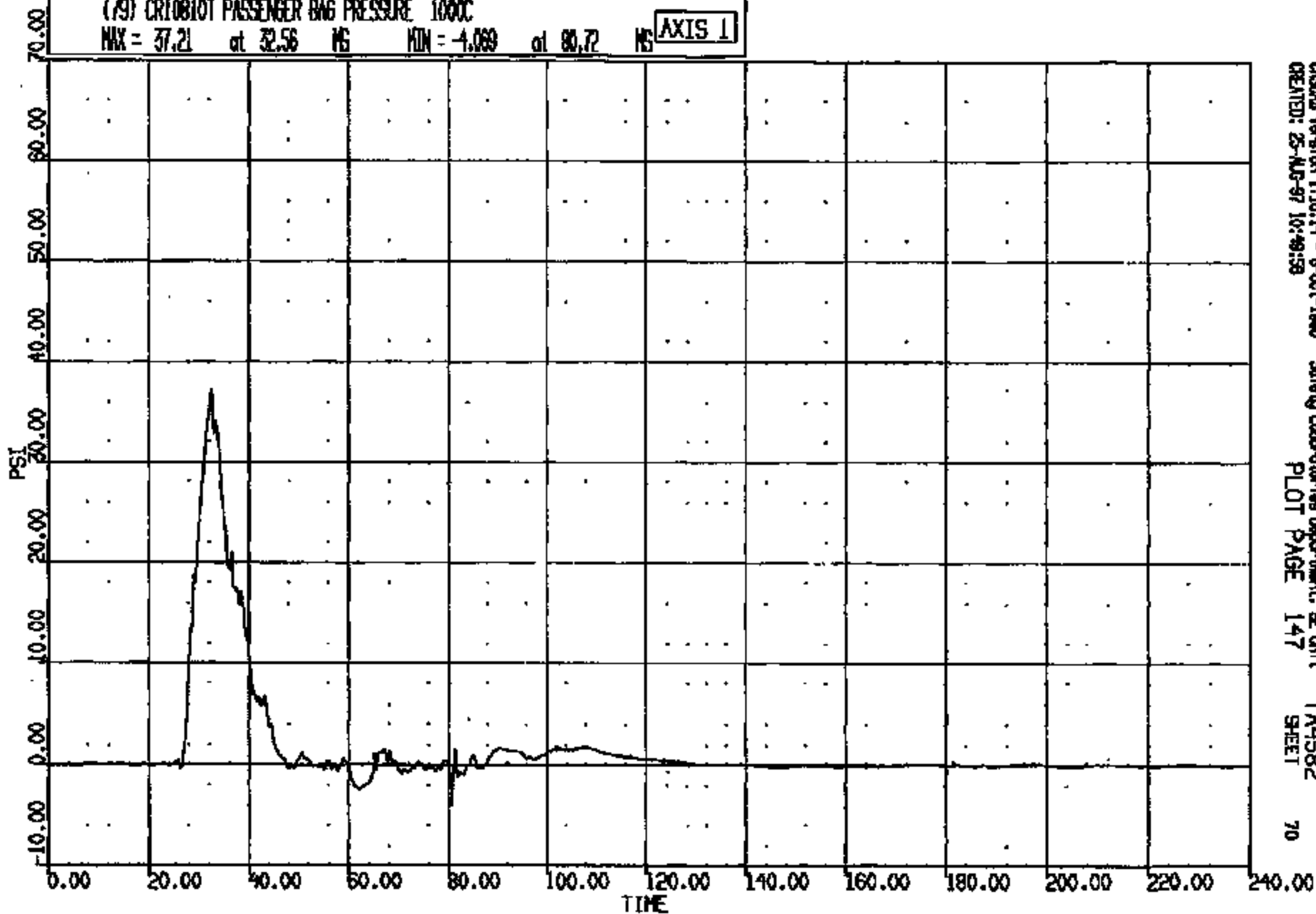
CR R: 10810 TO: TA4582 DATE: 870825 10:04:08

188X DN-101

(79) CR10810T PASSENGER BAG PRESSURE 1000C

MAX = 37.21 at 32.56 MS MIN = -4.089 at 80.72 MS

AXIS 1



CRS05 Version 1.18.14 - 8-Oct-1988
CREATED: 25-AUG-87 10:49:58

Safety Laboratories Department, SE Unit
PLOT PAGE 147

TA4582
SHEET

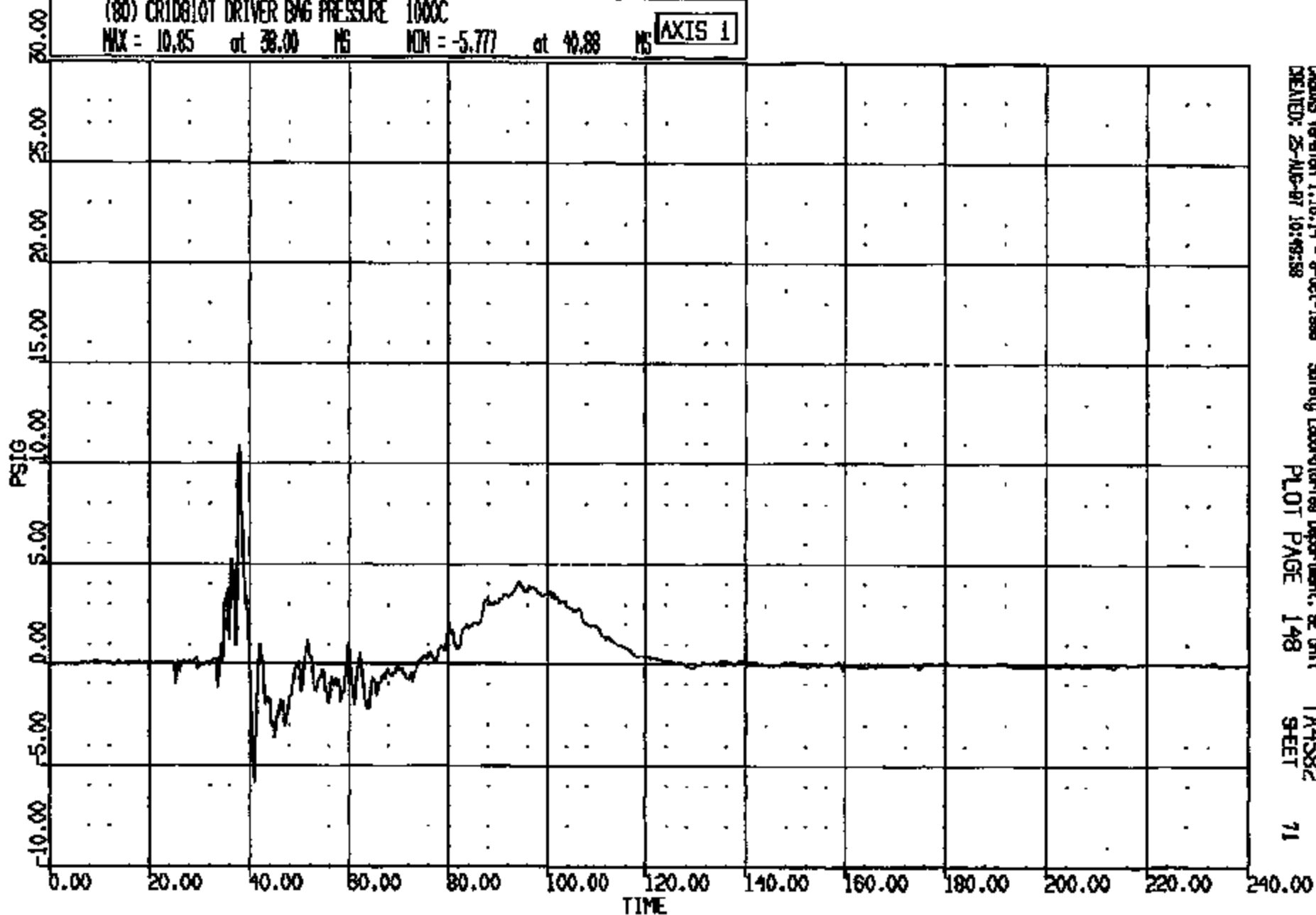
70

CRTS 0010810

CR R: 10810 TO: TA4582 DATE: 870825 10:04:08
100X DN-101

(80) CR10810T DRIVER BAG PRESSURE 1000C

MAX = 10.85 at 38.00 MS MIN = -5.777 at 40.88 MS AXIS 1



CASUS Version 1.16.14 - 8-Oct-1988
CREATED: 25-AUG-87 10:43:58

Safety Laboratories Department, BE Unit
PLOT PAGE 148

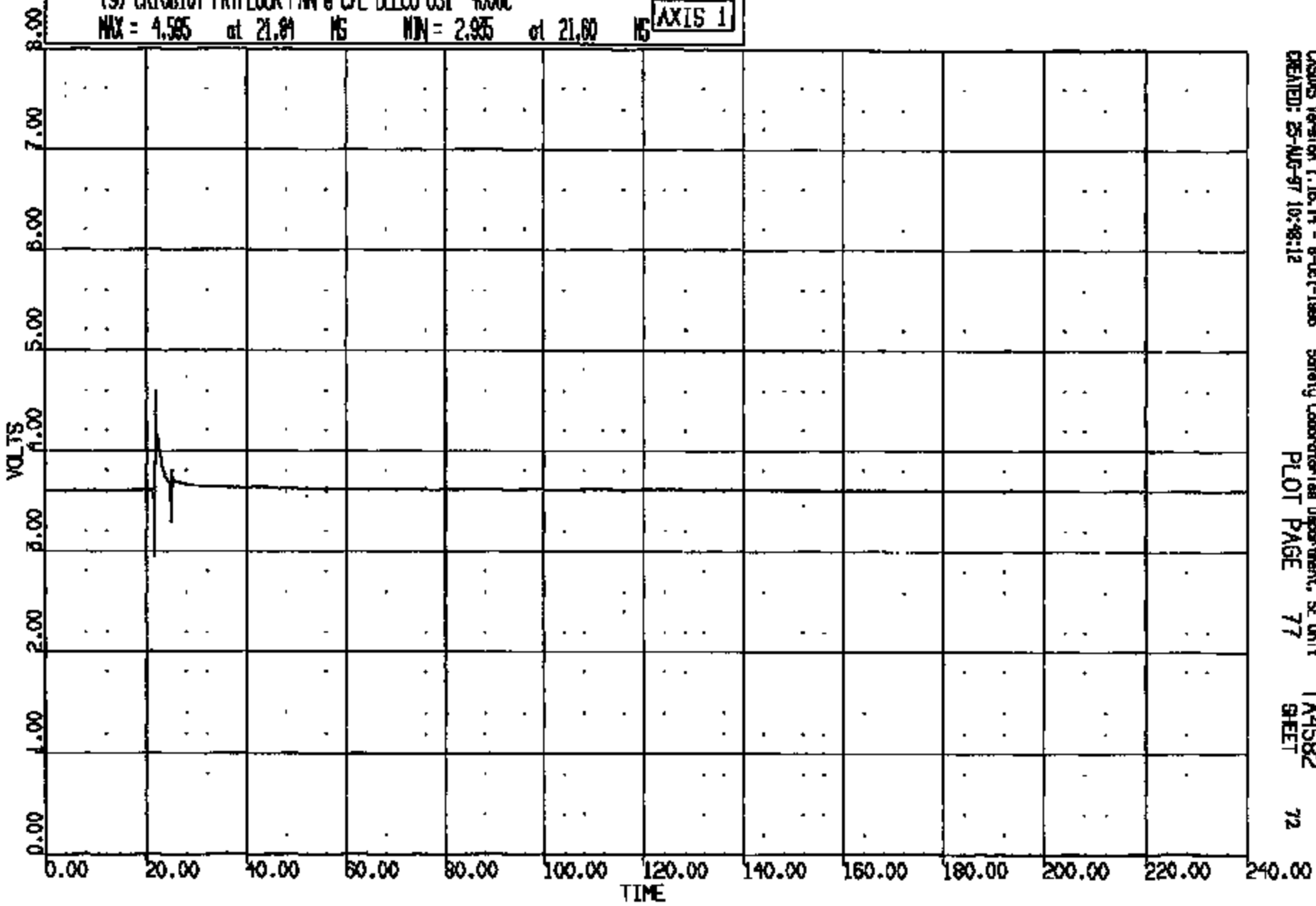
TA4582
SHEET

71

CRTS 0010810

CR R: 10810 TO: TA4582 DATE: 870825 10:04:08
199X DN-101

(9) CR10810T FRIFLOOR PAM @ CAL DELCO USA 4000C
MAX = 4.585 at 21.81 MS MIN = 2.935 at 21.60 MS **AXIS 1**



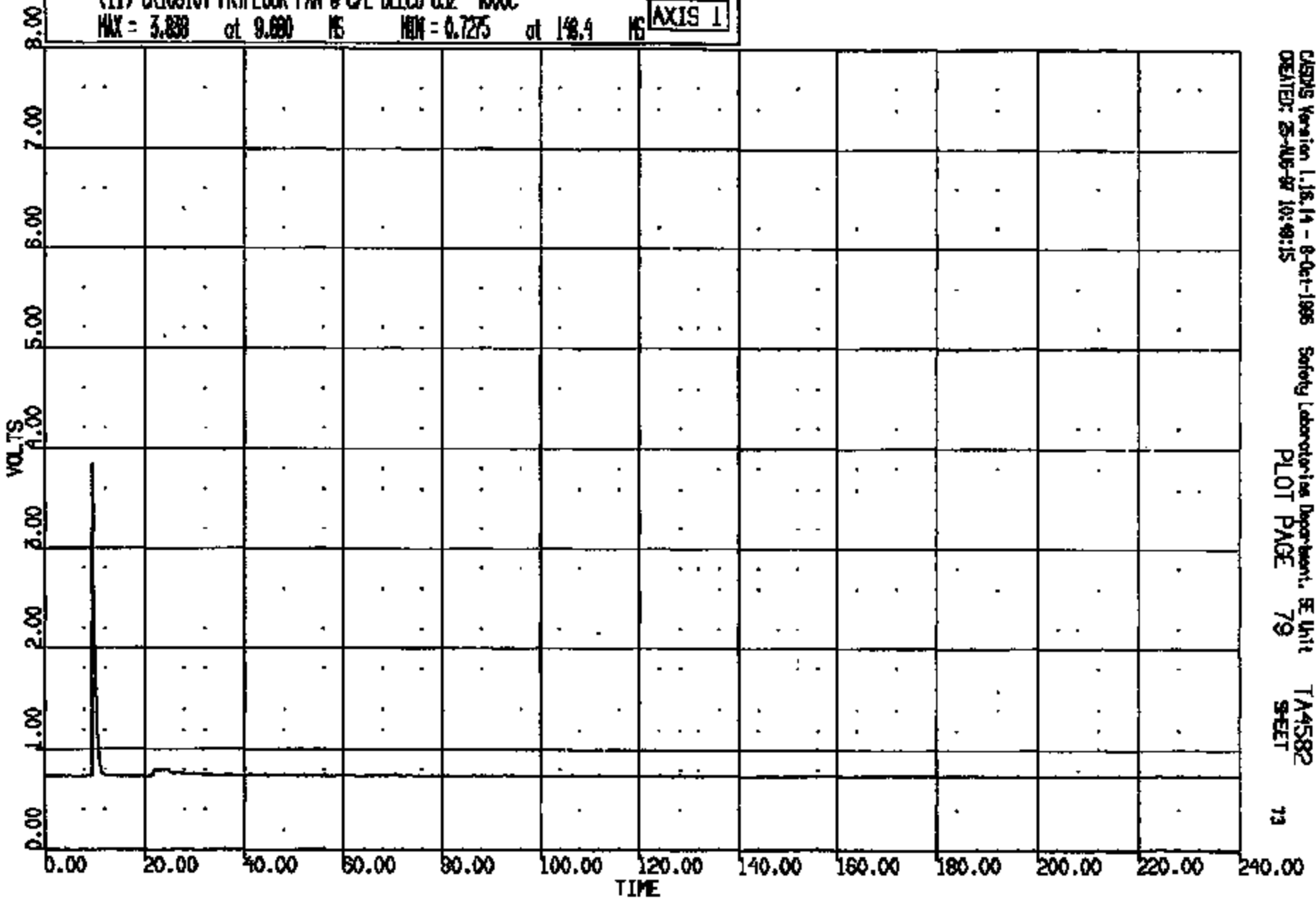
CASUS Version 1.18.14 - 8-Oct-1988 Safety Laboratories Department, SE Unit TA4582
CREATED: 25-AUG-87 10:48:12 PLOT PAGE 77 SHEET 72

CRTS 0010810

CR R: 10810 TO: TA4582 DATE: 970825 10:04:08
189X DN-101

(11) CR10810T FRIFLOOR PAN @ C/L DELCO U52 4000C
MAX = 3.838 at 9.680 MS MIN = 0.7275 at 148.4 MS

AXIS 1



CRTS 0010810

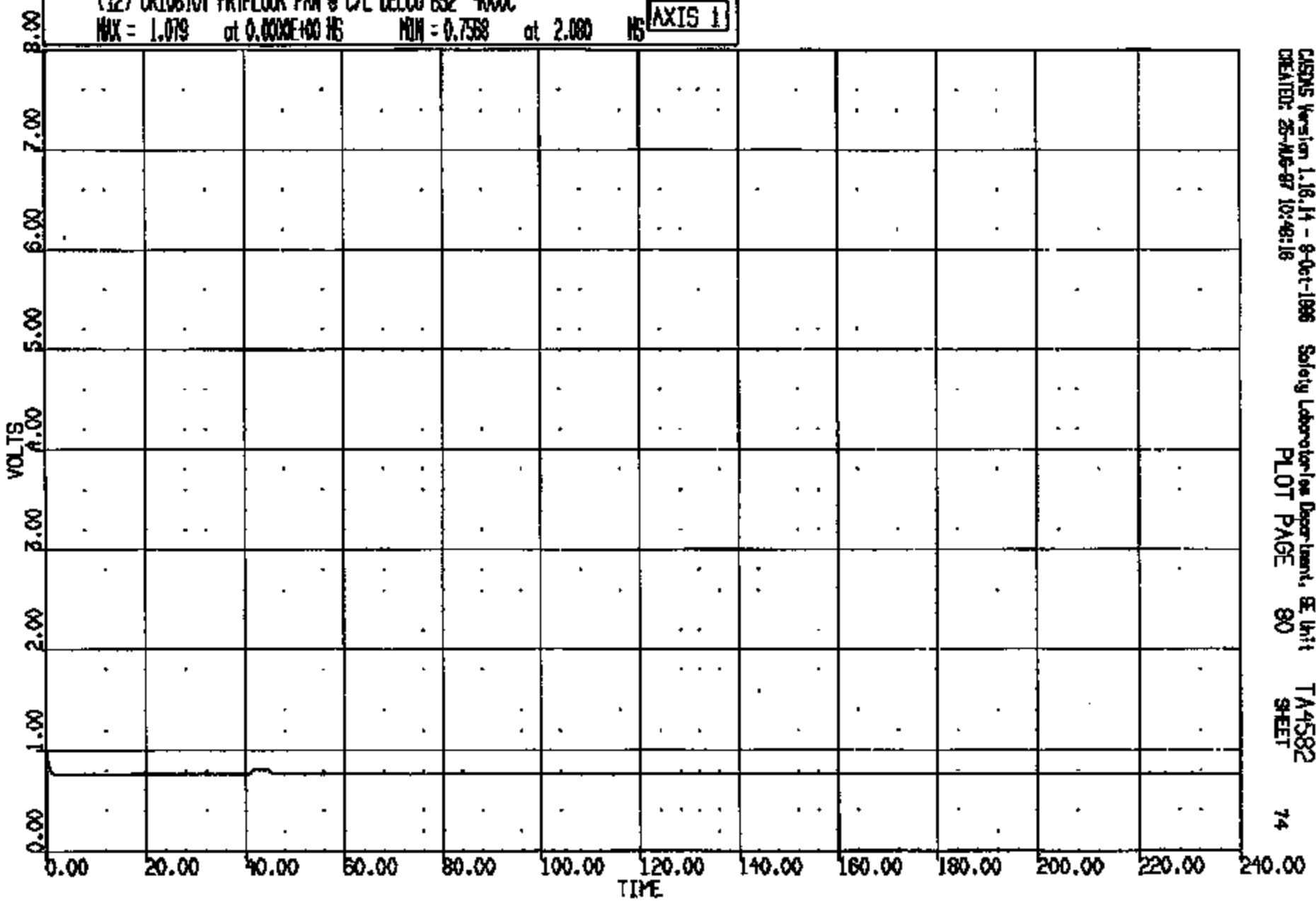
CRSIS Version 1.18.14 - 8-Oct-1995 Safety Laboratories Department, SE Unit TA4582
CREATED: 25-AUG-97 10:49:15 PLOT PAGE 79 SHEET 73

CR R: 10810 TO: TA4582 DATE: 970825 10:04:08
189X DN-101

(12) CR10810T FRTFLOOR PAN @ C/L DELCO BS2 400C

MAX = 1.079 at 0.000E+00 HS MIN = 0.7588 at 2.000 HS

AXIS 1



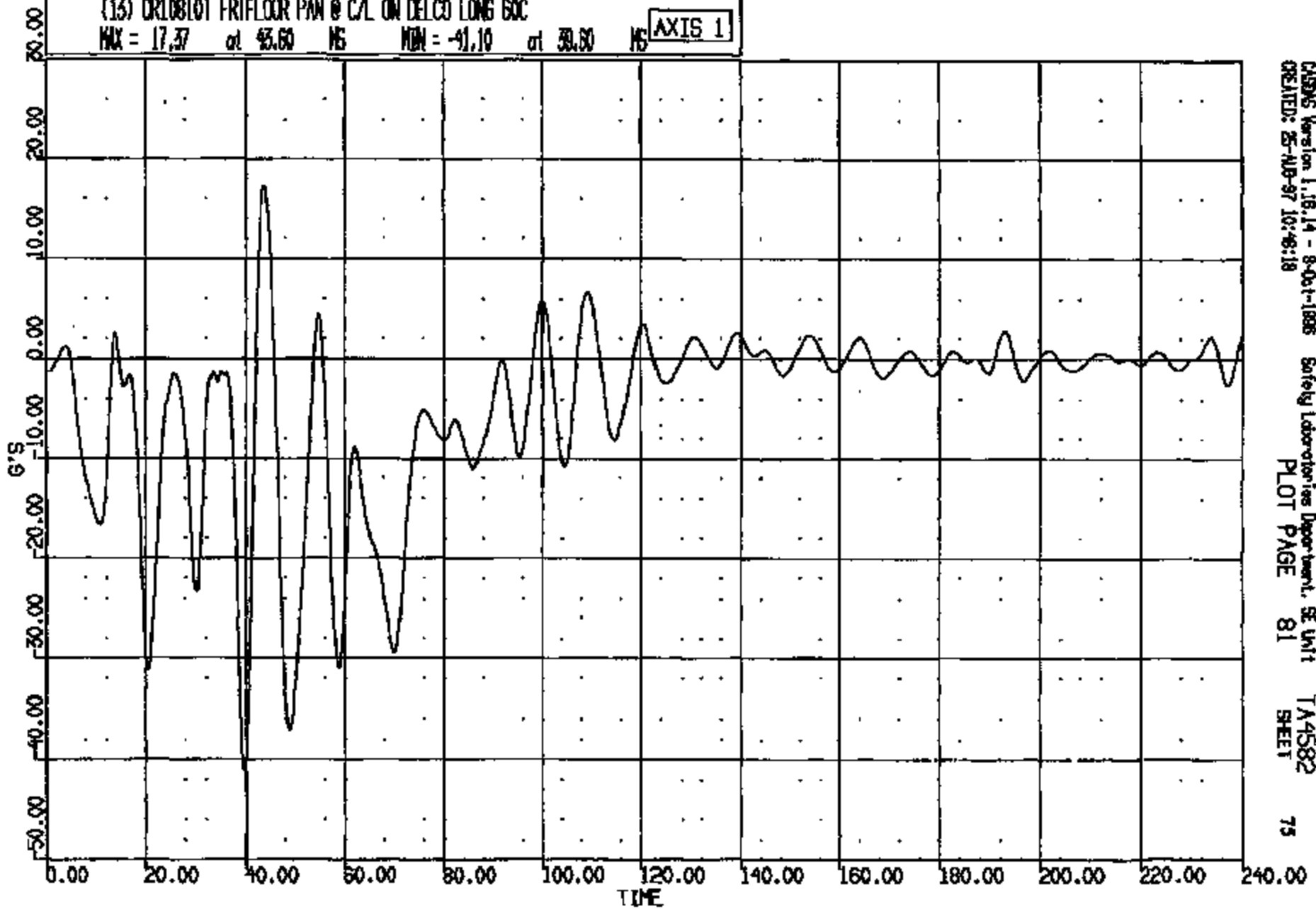
CRS version 1.16.14 - 9-Oct-1996 Safety Laboratory Department, BE Unit TA4582
CREATED: 25-AUG-97 10:48:16 PLOT PAGE 80 SHEET 74

CRIS 0010810

CR #: 10810 TO: TA4582 DATE: 970825 10:04:08
188X DN-101

(13) DR10810T FRIFLOOR PAN @ C/L ON DELCO LONG 60C
MAX = 17.37 at 43.60 MS MIN = -41.10 at 38.60 MS

AXIS 1



CRSNG Version 1.18.14 - 8-01-1998
CREATED: 25-AUG-97 10:48:18

Safety Laboratories Department, SE Unit
PLOT PAGE 81

TA4582
SHEET

75

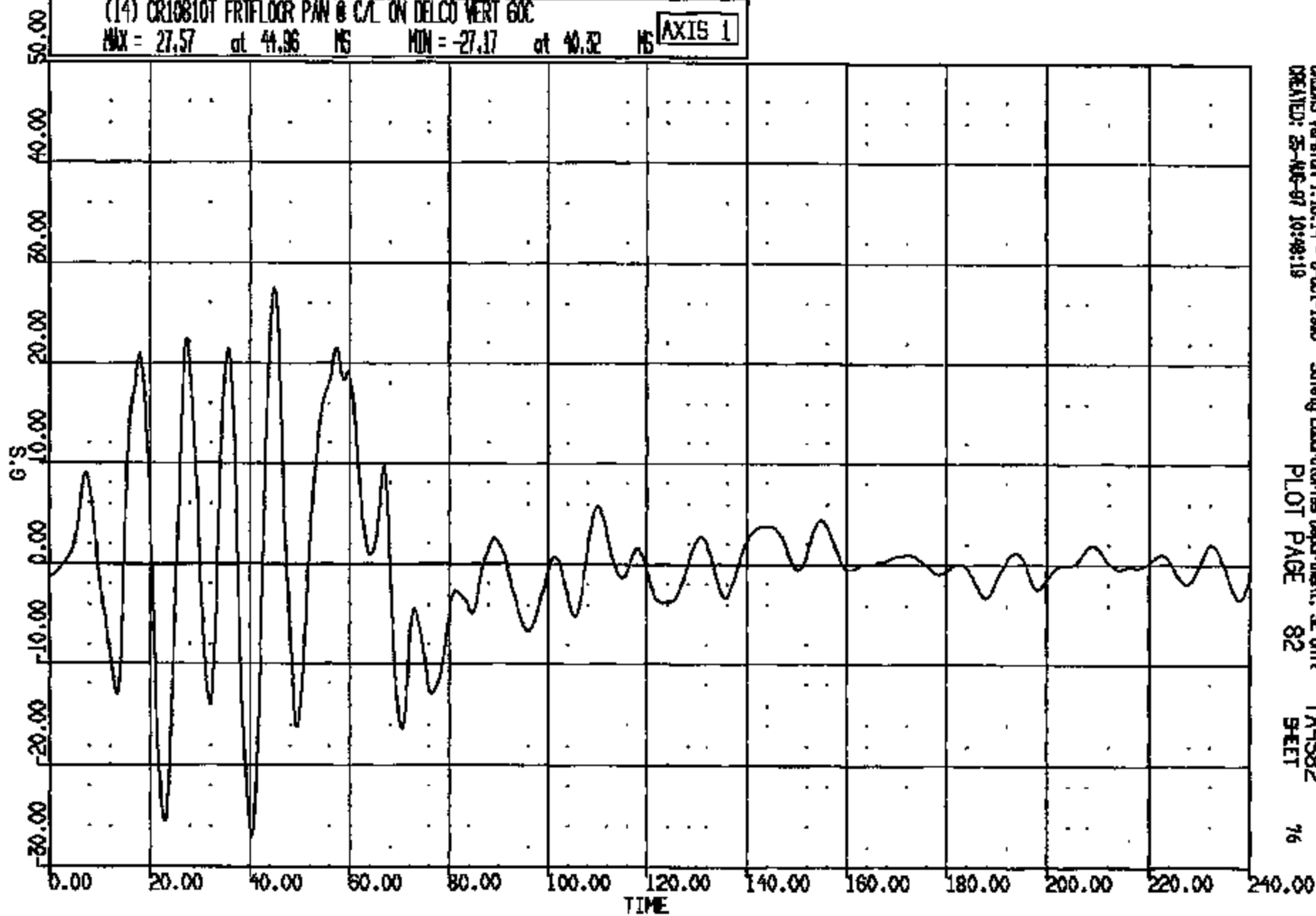
CRIS 0010810

CR R: 10810 TO: TA4582 DATE: 870825 10:04:08
198X DN-101

(14) CR10810T FRIFLOOR PAN @ C/L ON DELCO VERT 60C

MAX = 27.57 at 44.96 MS MIN = -27.17 at 40.32 MS

AXIS 1

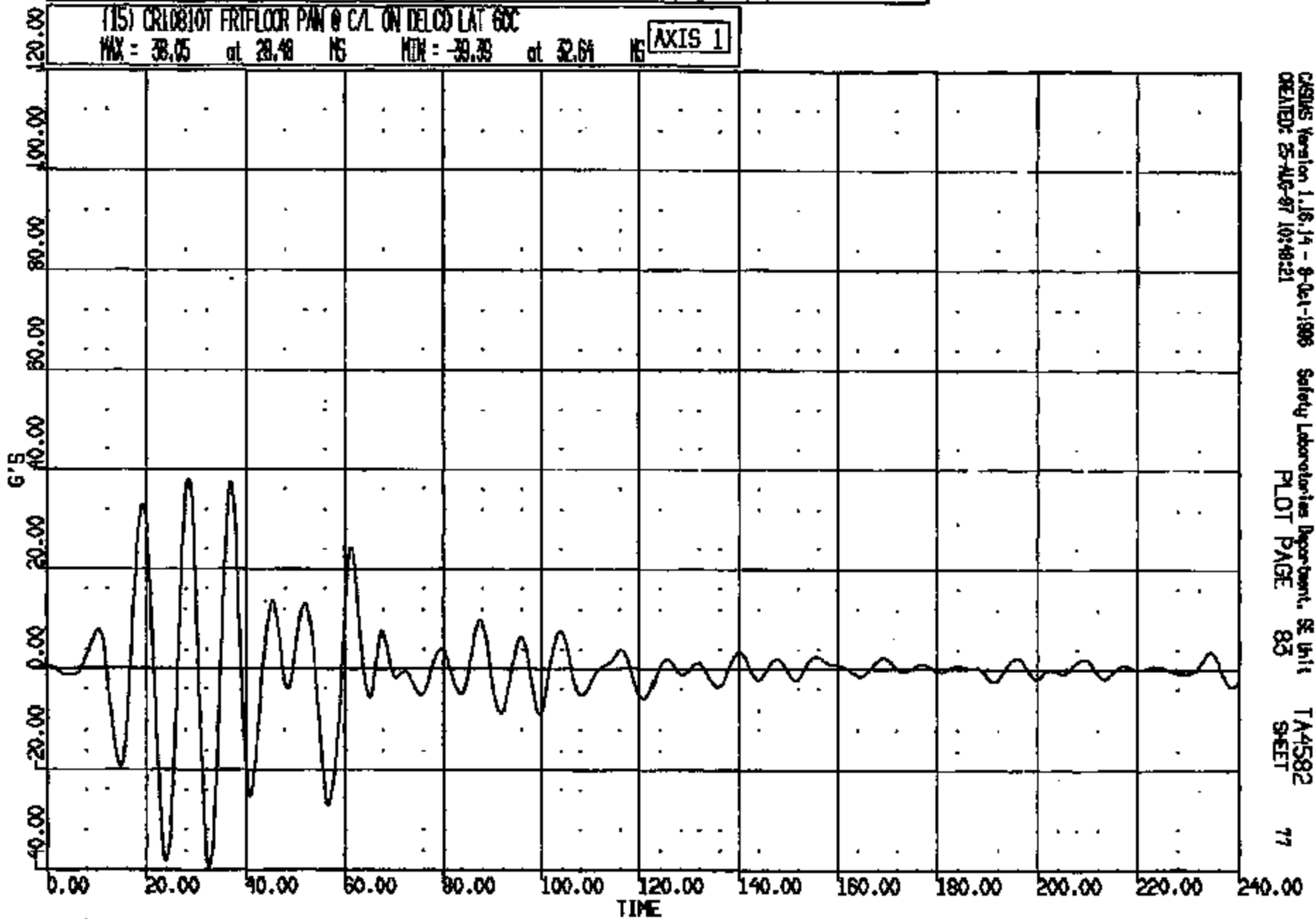


CR R: 10810 TO: TA4582 DATE: 870825 10:04:08
199X DN-101

(15) CR10810T FRITFLOOR PAM @ C/L ON DELCO LAT 60C

MAX = 38.05 at 28.48 NS MIN = -39.39 at 32.64 NS

AXIS 1



CASHS Version 1.16.14 - 8-Oct-1988 Safety Laboratories Department, SE Unit
CREATED: 85-AUG-87 10:40:21
PLOT PAGE 85
TA4582
SHEET 77

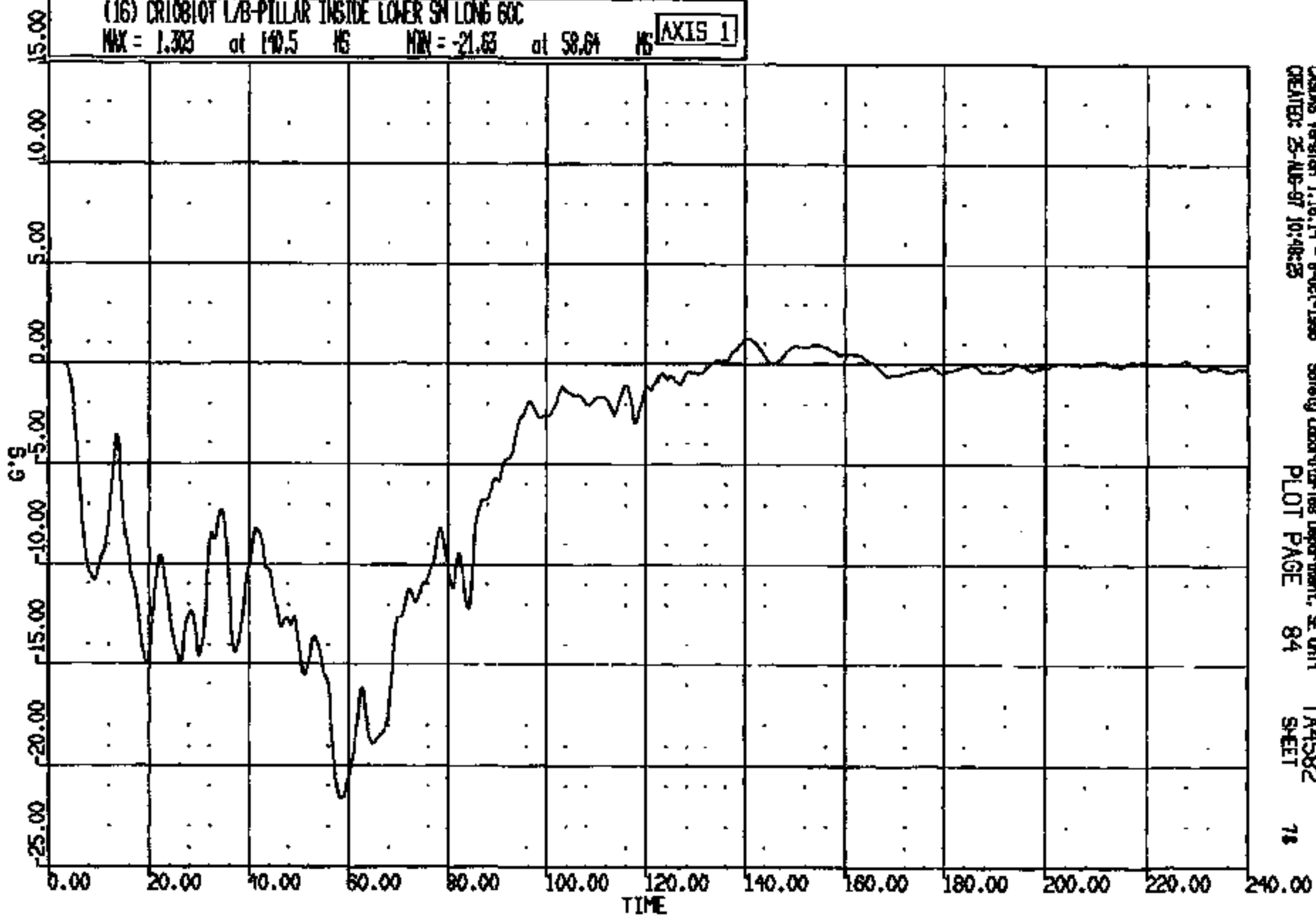
CRTS 0010810

CR: 10810 TO: TA4582 DATE: 970825 10:04:08
199X DN-101

(16) CR10810T L/B-PILLAR INSIDE LOWER SN LONG 60C

MAX = 1.303 at 140.5 MS MIN = -21.63 at 58.04 MS

AXIS 1



DAQS8 Version 1.18.14 - 8-02-1998
CREATED: 25-AUG-97 10:48:25

Safety Laboratories Department, SE Unit
PLOT PAGE 84

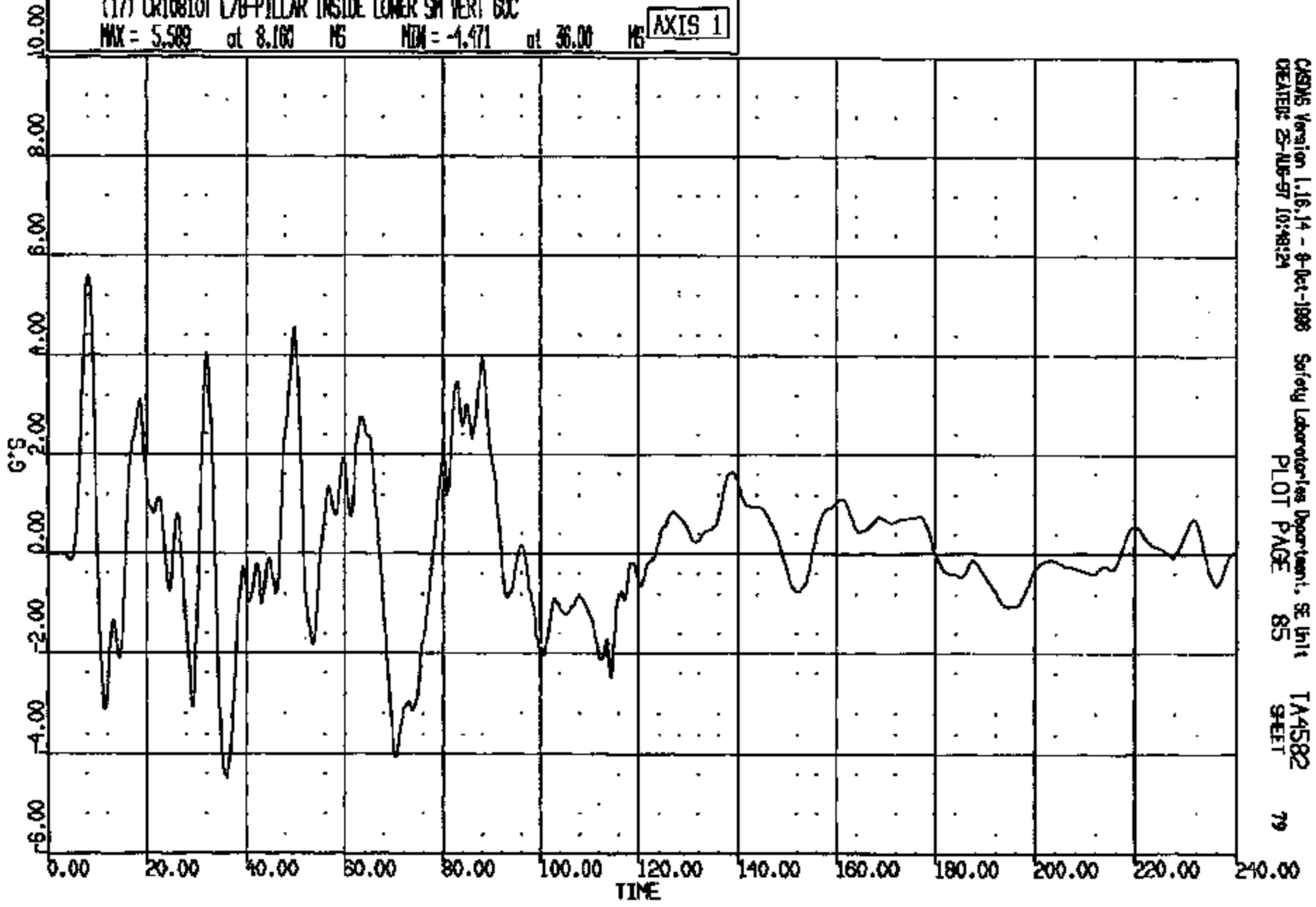
TA4582
SHEET

78

CRTS 0010810

CR R: 10810 TO: TA4582 DATE: 870825 10:04:08
199X DN-101

(17) CR10810T L/B-PILLAR INSIDE LOWER SM VERT GOC
MAX = 5.589 at 8.100 MS MIN = -4.471 at 36.00 MS **AXIS 1**



CRS Version 1.16.14 - 8-Oct-1988 Safety Laboratories Department, SE Unit TA4582
CREATED 25-AUG-87 10:48:24 PLOT PAGE 85 SHEET 79

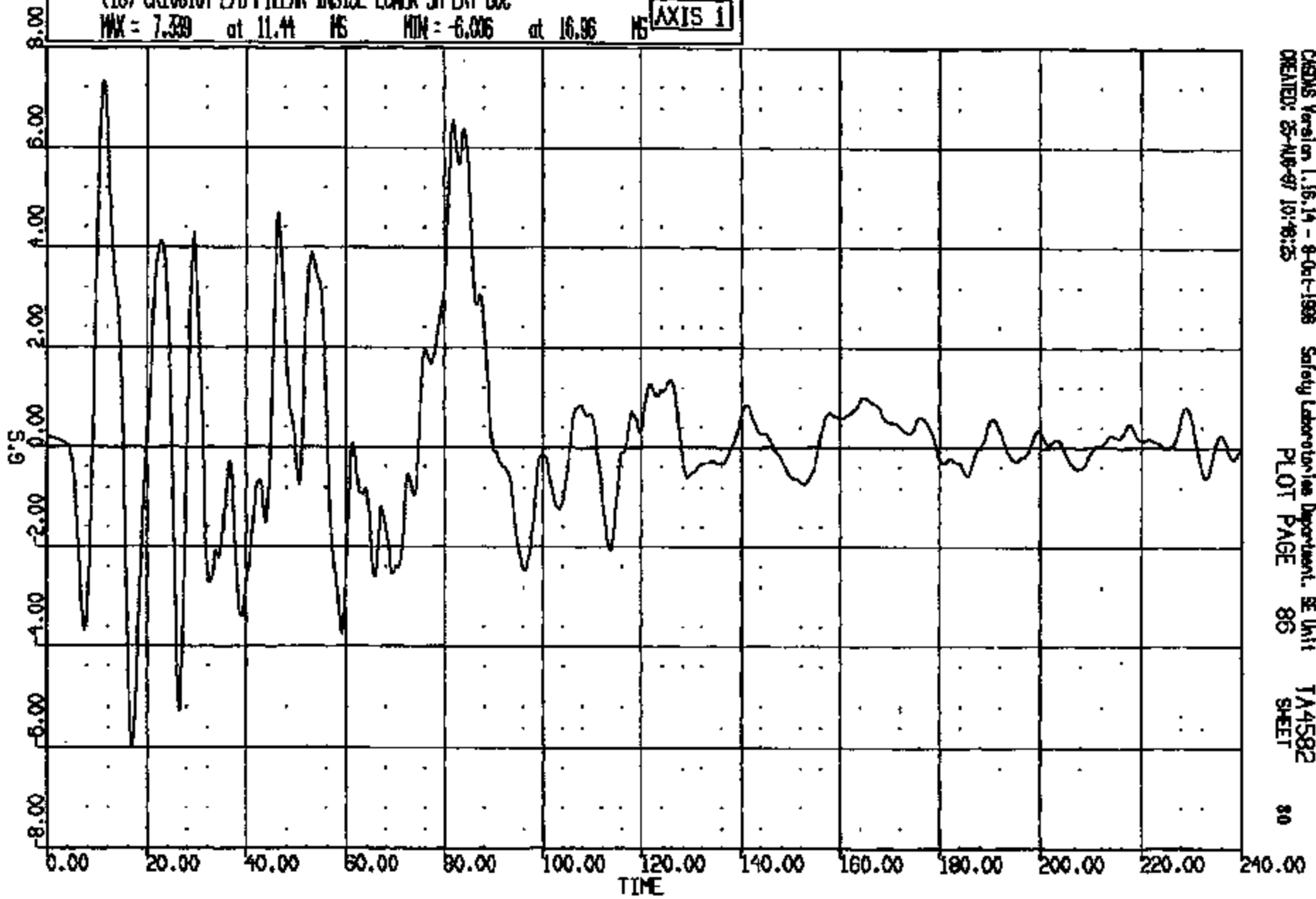
CRTS 0010810

CR R: 10810 TO: TA4582 DATE: 870825 10:04:08
189X DN-101

(18) CR10810T L/B-PILLAR INSIDE LOWER SH LAT 60C

MAX = 7.339 at 11.44 MS MIN = -6.006 at 16.96 MS

AXIS 1



CRAMS Version 1.16.14 - 8-Oct-1988
CREATED: 25-AUG-87 10:46:25

Safety Laboratories Department, SE Unit
PLOT PAGE 86

TA4582
SHEET

80

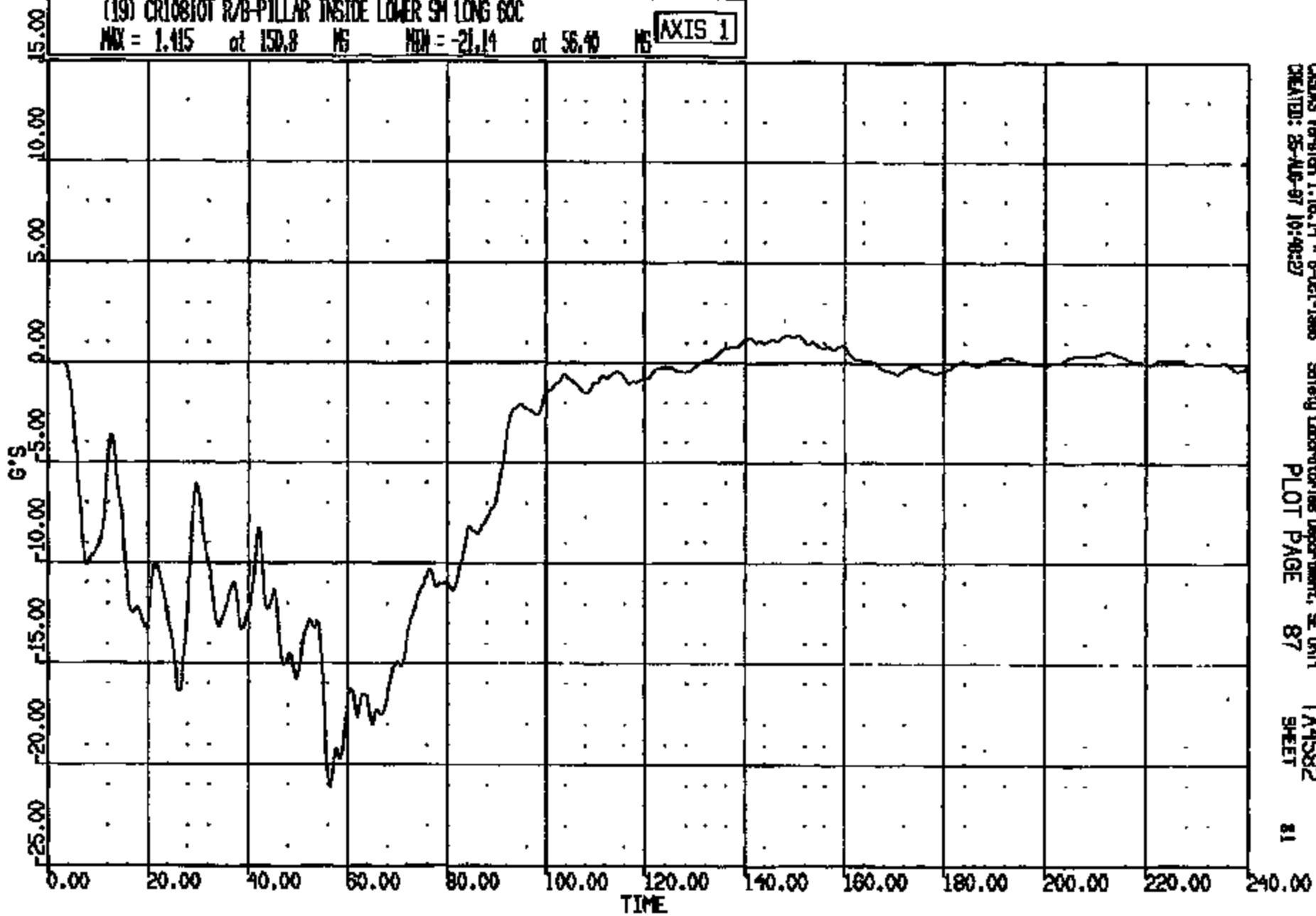
CRTS 0010810

CR #: 10810 TO: TA4582 DATE: 870825 10:04:08
100X DN-101

(19) CR10810T R/B-PILLAR INSIDE LOWER SH LONG 60C

MAX = 1.415 at 150.8 MS MIN = -21.14 at 56.40 MS

AXIS 1



CRS Version 1.16.14 - 8-Oct-1988
CREATED: 85-AUG-87 10:40:27

Safety Laboratories Department, SE Unit
PLOT PAGE 87

TA4582
SHEET

81

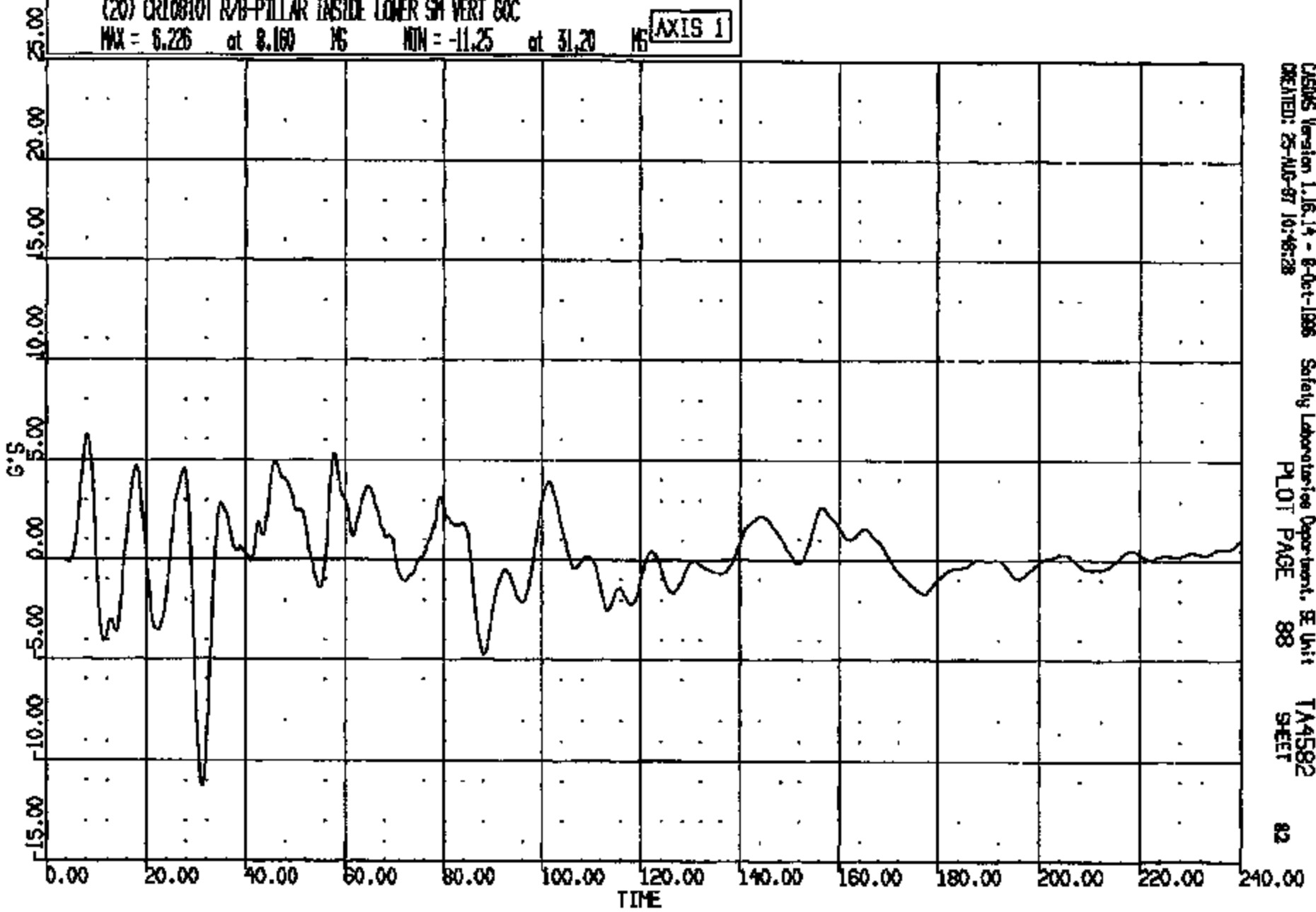
CRTS 0010810

CR R: 10810 TO: TA4582 DATE: 870825 10:04:08
100X DN-101

(20) CR10810T R/B-PILLAR INSIDE LOWER SH VERT SOC

MAX = 6.26 at 8.160 MS MIN = -11.25 at 31.20 MS

AXIS 1

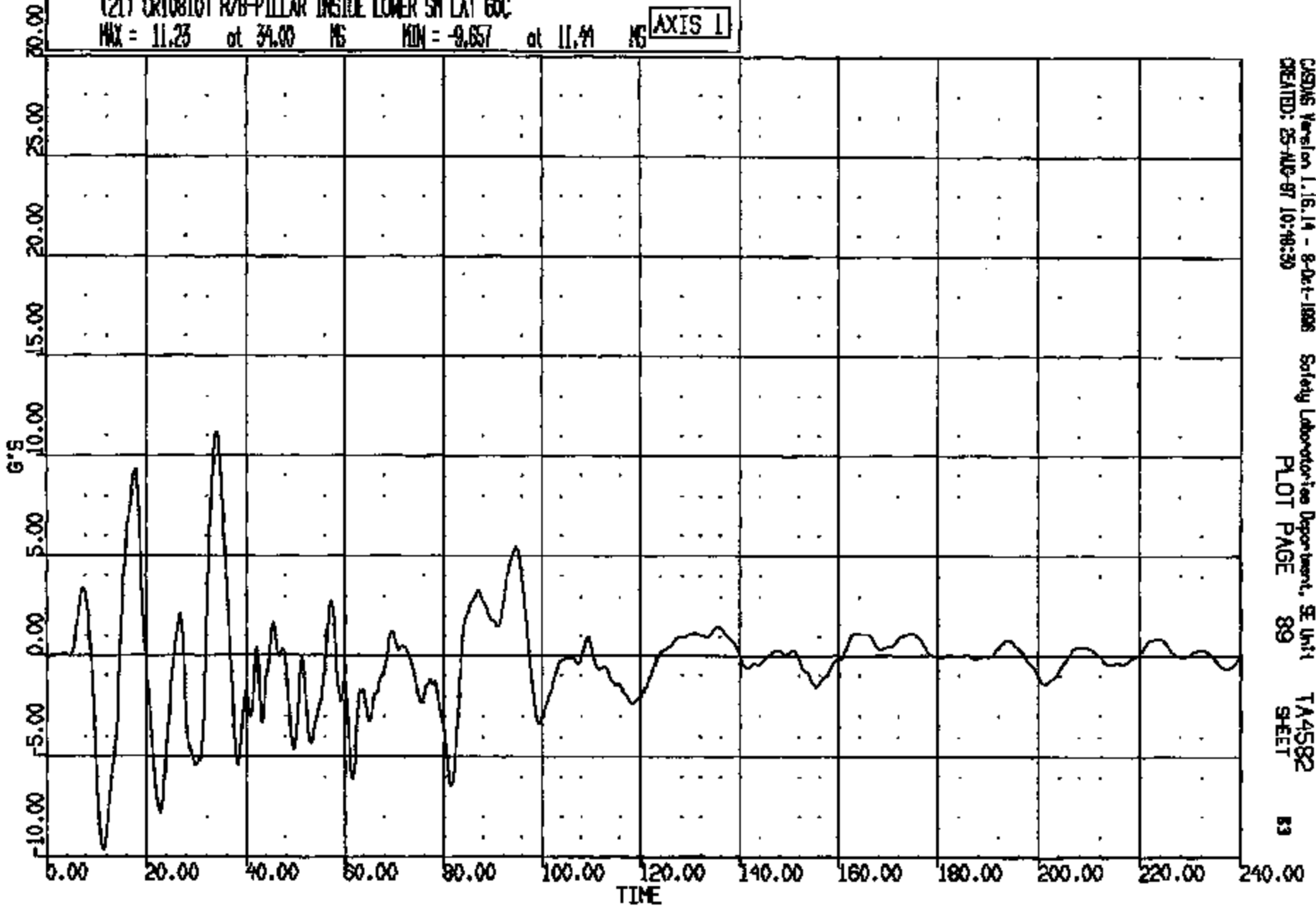


CASIMS Version 1.16.14 - 8-Oct-1988 Safety Laboratories Department, SE Unit TA4582
CREATED: 25-AUG-87 10:46:28 PLOT PAGE 88 SHEET 82

CRIS 0010810

CR R: 10810 TO: TA4582 DATE: 870625 10:04:08
199X DN-101

(21) CR10810T R/B-PILLAR INSIDE LOWER SH LAT 60C
MAX = 11.25 at 34.00 MS MIN = -9.657 at 11.44 MS **AXIS 1**

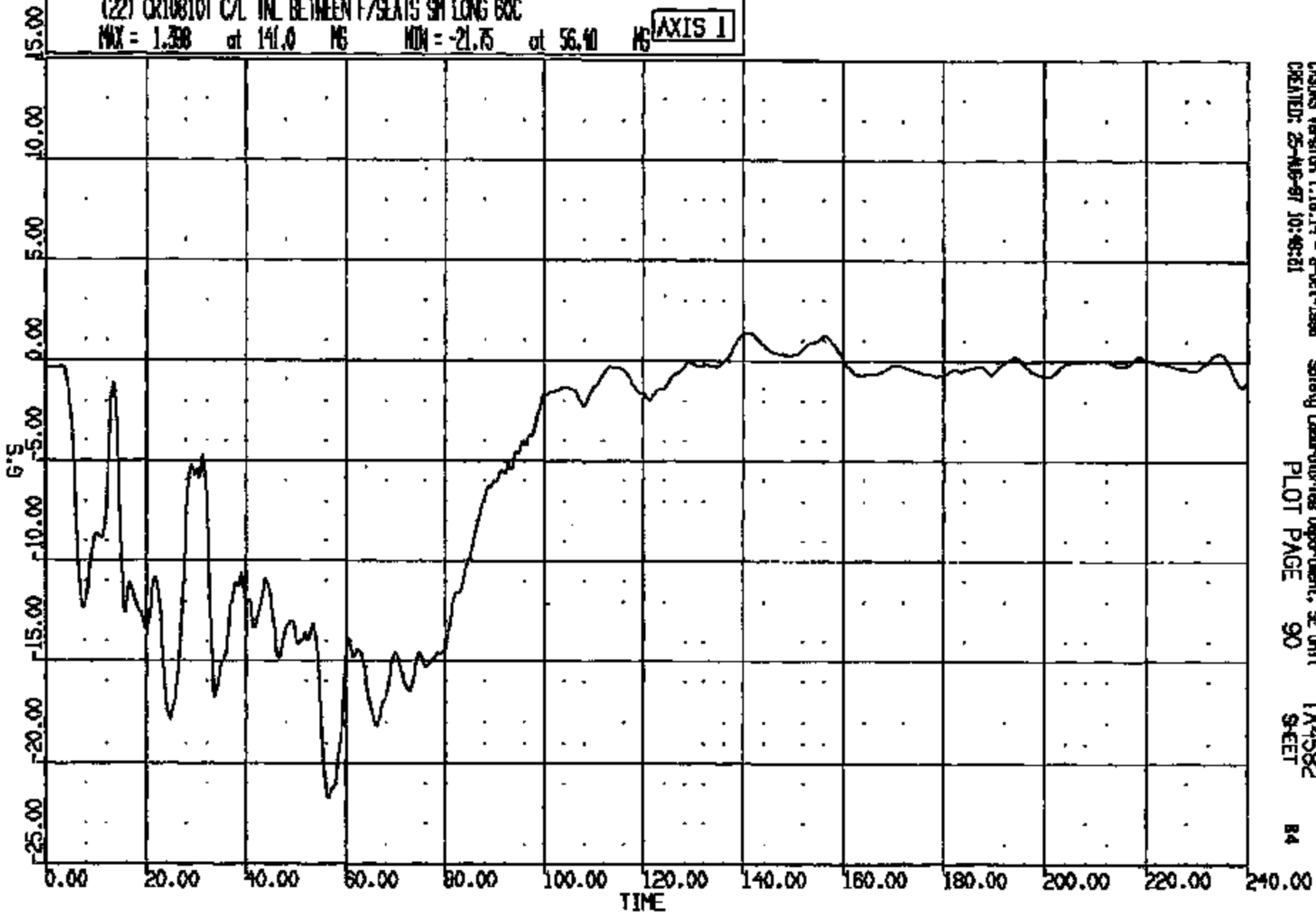


CSDMS Version 1.16.14 - 8-Oct-1988 Safety Laboratories Department, SE Unit 1
CREATED: 25-AUG-97 10:46:30 PLOT PAGE 89 TA4582
SHEET 83

CRTS 0010810

CR# R: 10810 TO: TA4582 DATE: 870825 10:04:08
189X DN-101

(22) CR10810Y C/L TNL BETWEEN F/SEATS SH LONG 600
MAX = 1.338 at 141.0 MS MIN = -21.75 at 56.40 MS **AXIS 1**

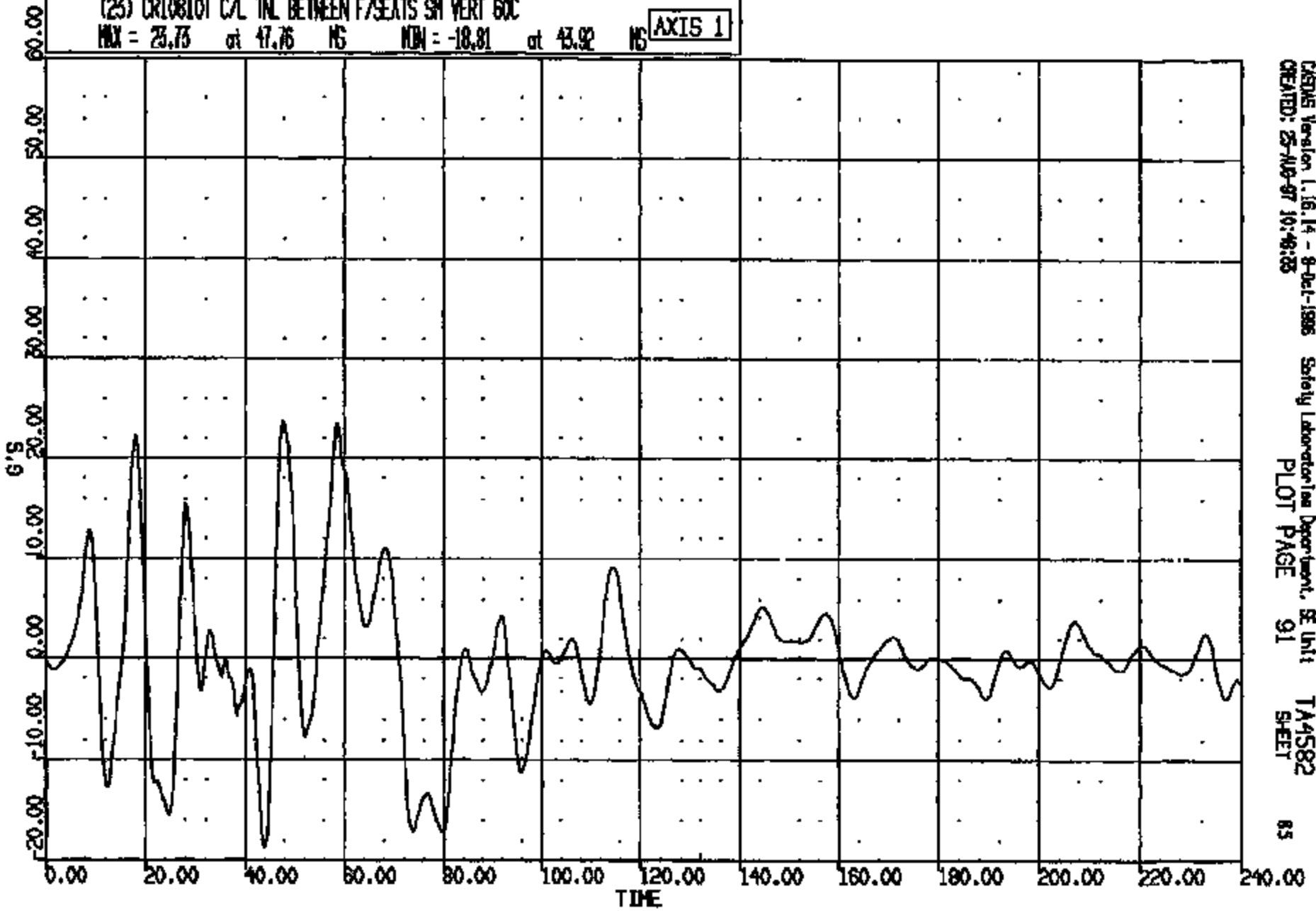


CRSDS Version 1.16.14 - 8-Oct-1988 Safety Laboratories Department, SE Unit TA4582
CREATED: 25-NOV-87 10:48:21 PLOT PAGE 90 SHEET B4

CRTS 0010810

CR R: 10810 TO: TA4582 DATE: 970826 10:04:08
199X DN-101

(23) CR10810T C/L TNL BETWEEN F/SEATS SH VERT 60C
MAX = 23.75 at 47.76 MS MIN = -18.81 at 43.92 MS **AXIS 1**



CRS Version 1.18.14 - 9-Oct-1998
CREATED: 25-AUG-97 10:48:25

Safety Laboratories Department, SE Unit
PLOT PAGE 91

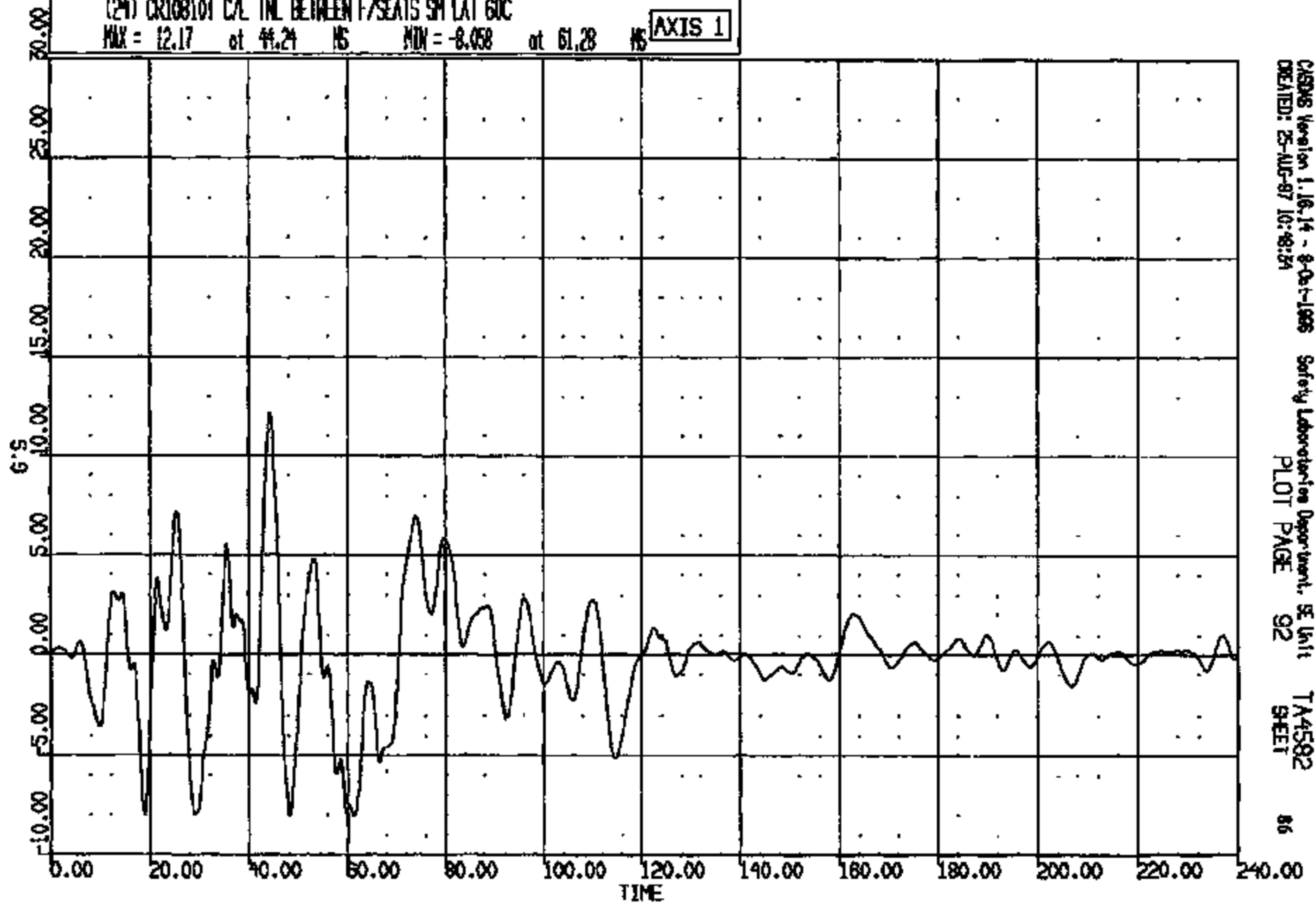
TA4582
SHEET

85

CRTS 0010810

CR R: 10810 TO: TA4582 DATE: 870825 10:04:08
100X DN-101

(24) CR10810T CAL TNL BETWEEN F/SEATS SH LAT 60C
MAX = 12.17 at 44.24 MS MIN = -8.058 at 61.28 MS **AXIS 1**

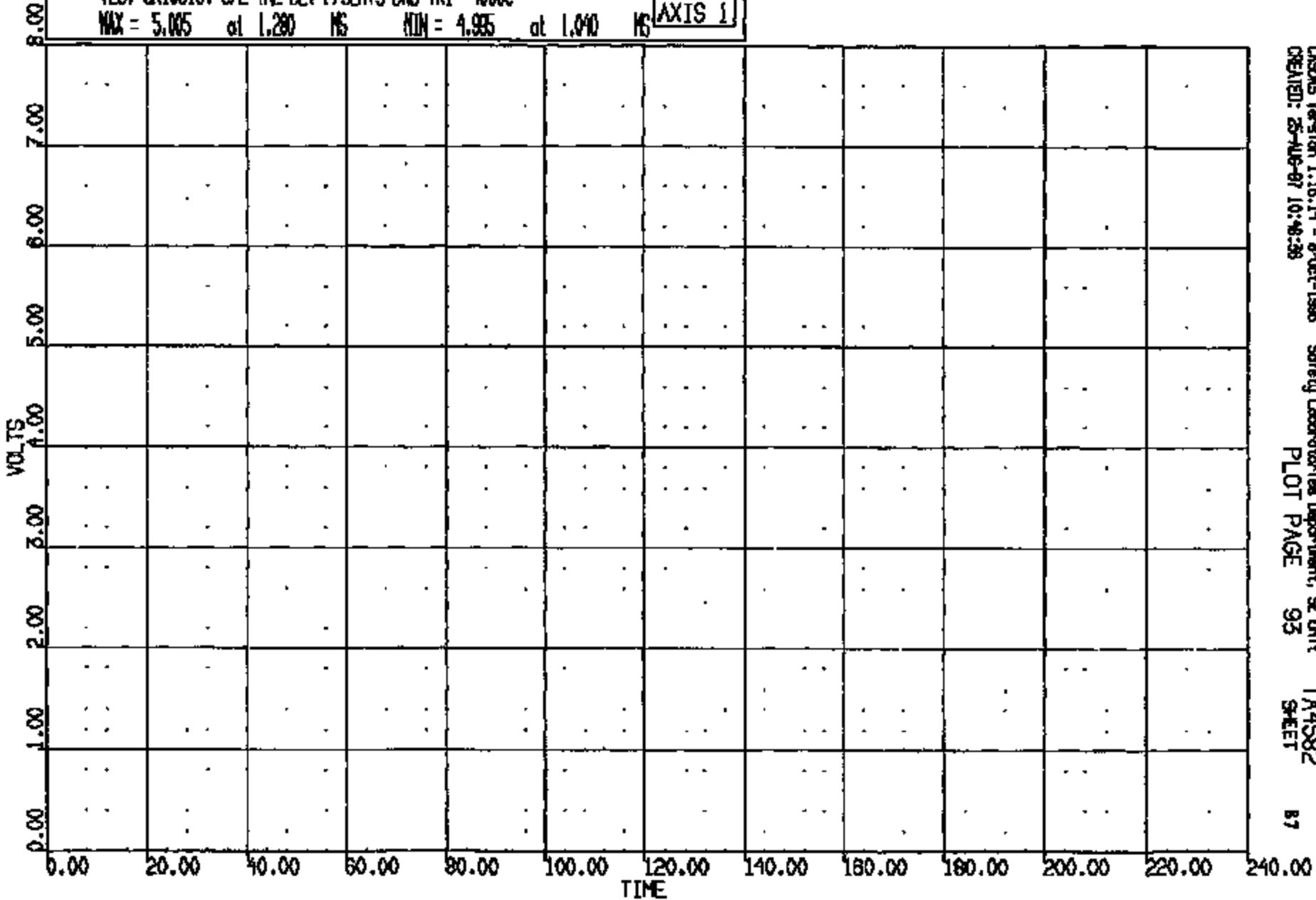


CASING Version 1.16.14 - 8-Oct-1986 Safety Laboratories Department, SE Unit TA4582
CREATED: 25-AUG-87 10:48:24 PLOT PAGE 92 SHEET 86

CRIS 0010810

CR R: 10810 TO: TA4582 DATE: 870825 10:04:08
188X DN-101

(25) CR108101 CAL INL BET F/SEATS BRD TRI 4000C
MAX = 5.005 at 1.280 MS MIN = 4.995 at 1.040 MS **AXIS 1**



CRS Version 1.18.14 - 8-Oct-1988 Safety Laboratories Department, SE Unit
CREATED: 85-AUG-87 10:46:38 PLOT PAGE 95 TA4582 SHEET 87

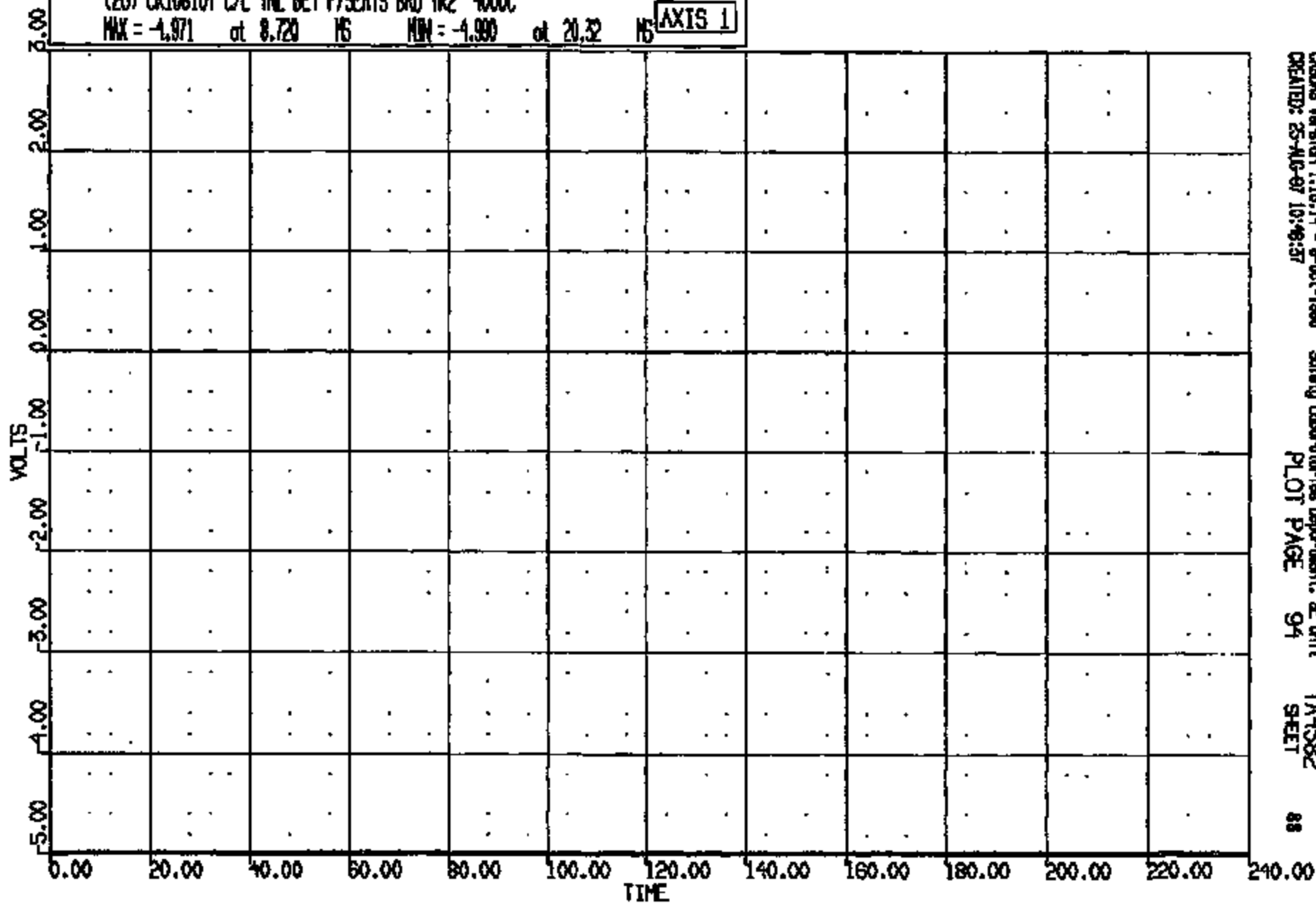
CRTS 0010810

CR#: 10810 TO: TA4582 DATE: 870825 10:09:08
199X DN-101

(26) CR108107 CAL INL BET F/SEATS BRD TR2 4000C

MAX = -4.971 at 8.720 MS MIN = -4.990 at 20.32 MS

AXIS 1

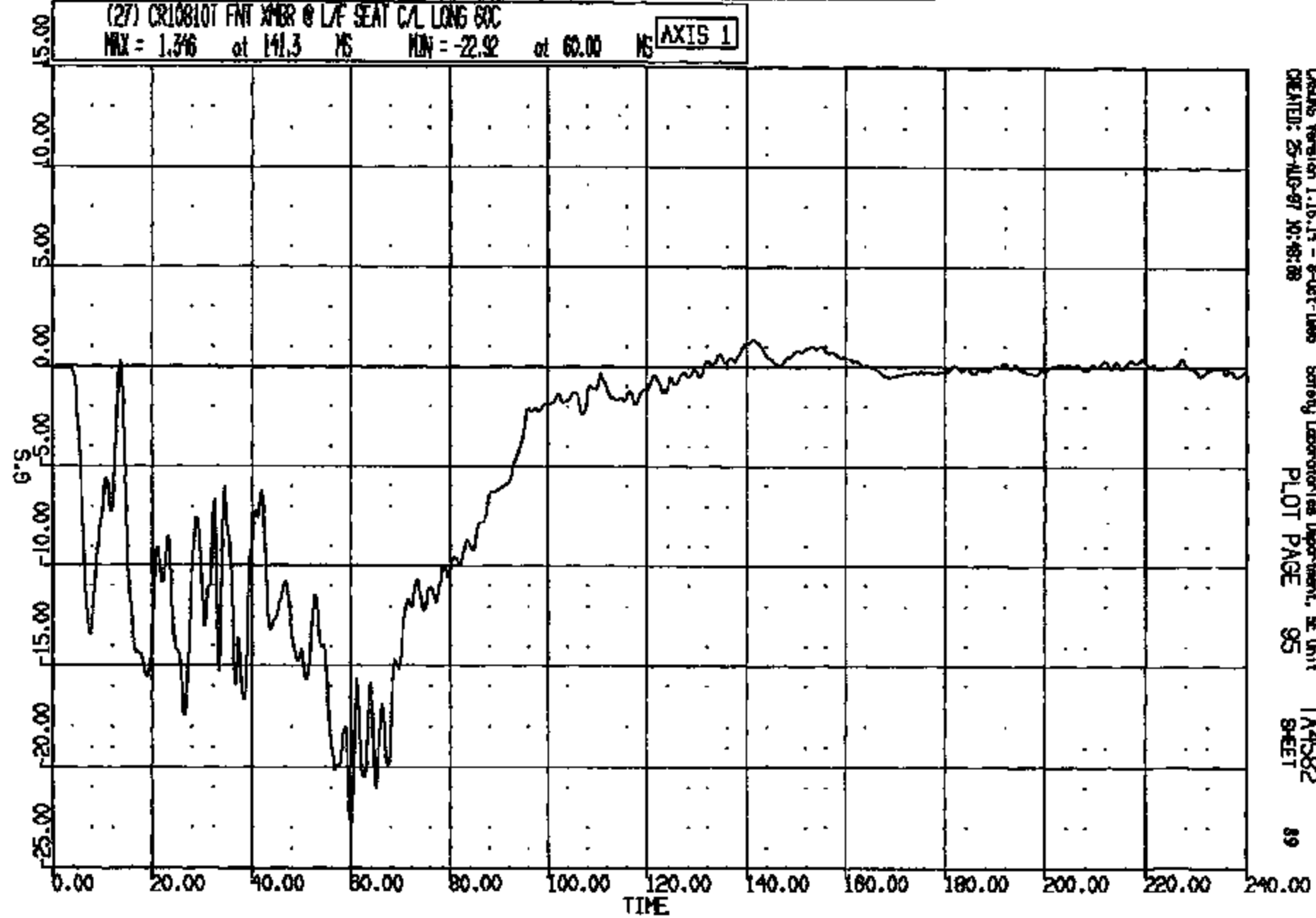


CRS Version 1.16.14 - 8-Oct-1988 Safety Laboratories Department, SE Unit TA4582
CREATED: 25-AUG-87 10:46:37 PLOT PAGE 94 SHEET 88

CRIS 0010810

CR R: 10810 TO: TA4582 DATE: 970825 10:04:08
199X DN-101

(27) CR10810T FMT XMR @ L/R SEAT C/L LONG 60C
MAX = 1.346 at 141.3 MS MIN = -22.92 at 60.00 MS **AXIS 1**

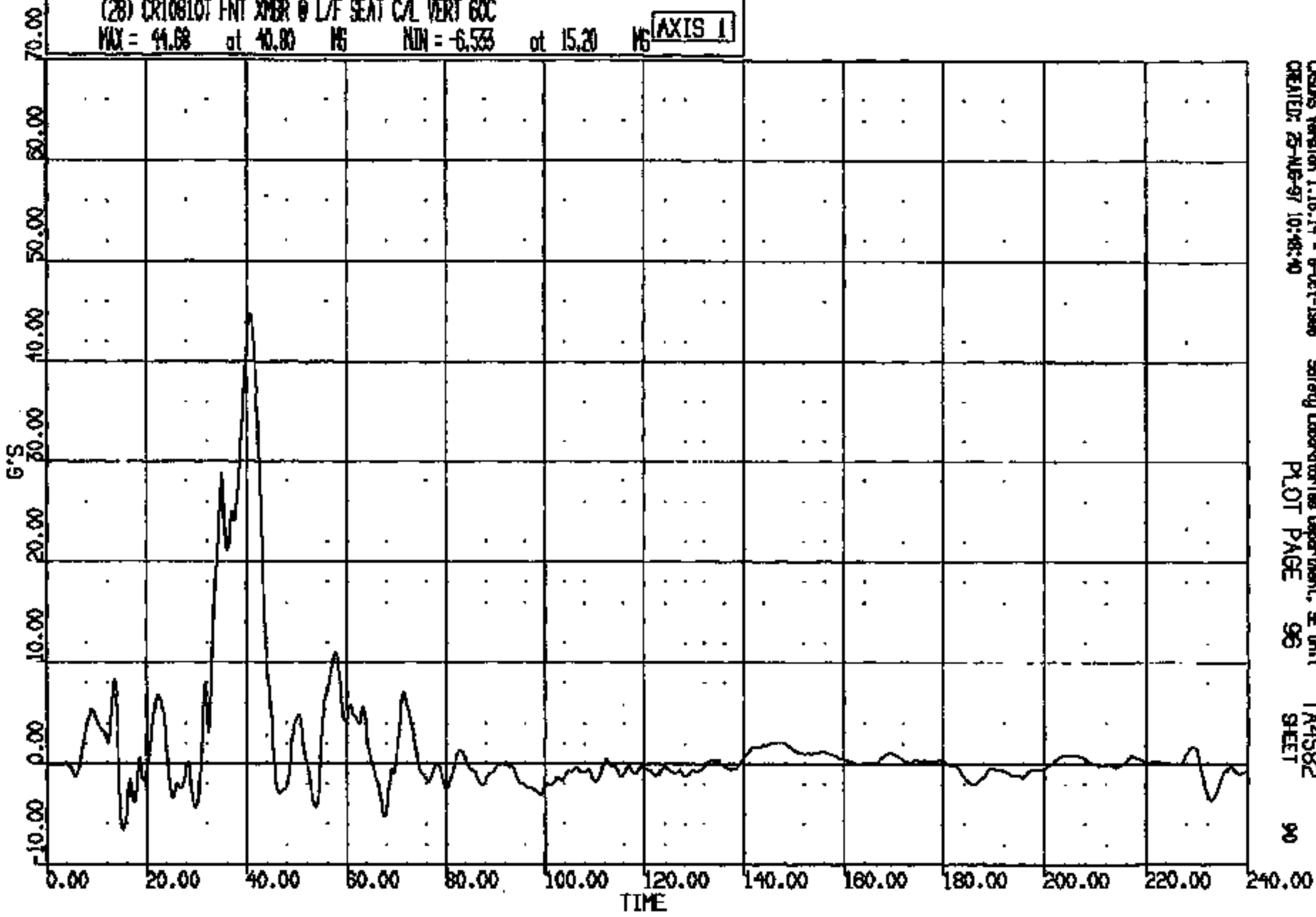


CRS015 Version 1.16.14 - 8-Oct-1995 Safety Laboratories Department, SE Unit
CREATED: 25-AUG-97 10:48:38
PLOT PAGE 95
TA4582
SHEET 89

CRIS 0010810

CR R: 10810 TO: TA4582 DATE: 970825 10:04:09
199X DN-101

(28) CR10810T FNT XMR @ L/F SEAT C/L VERT GOC
MAX = 44.68 at 40.00 MS MIN = -6.533 at 15.20 MS **AXIS 1**



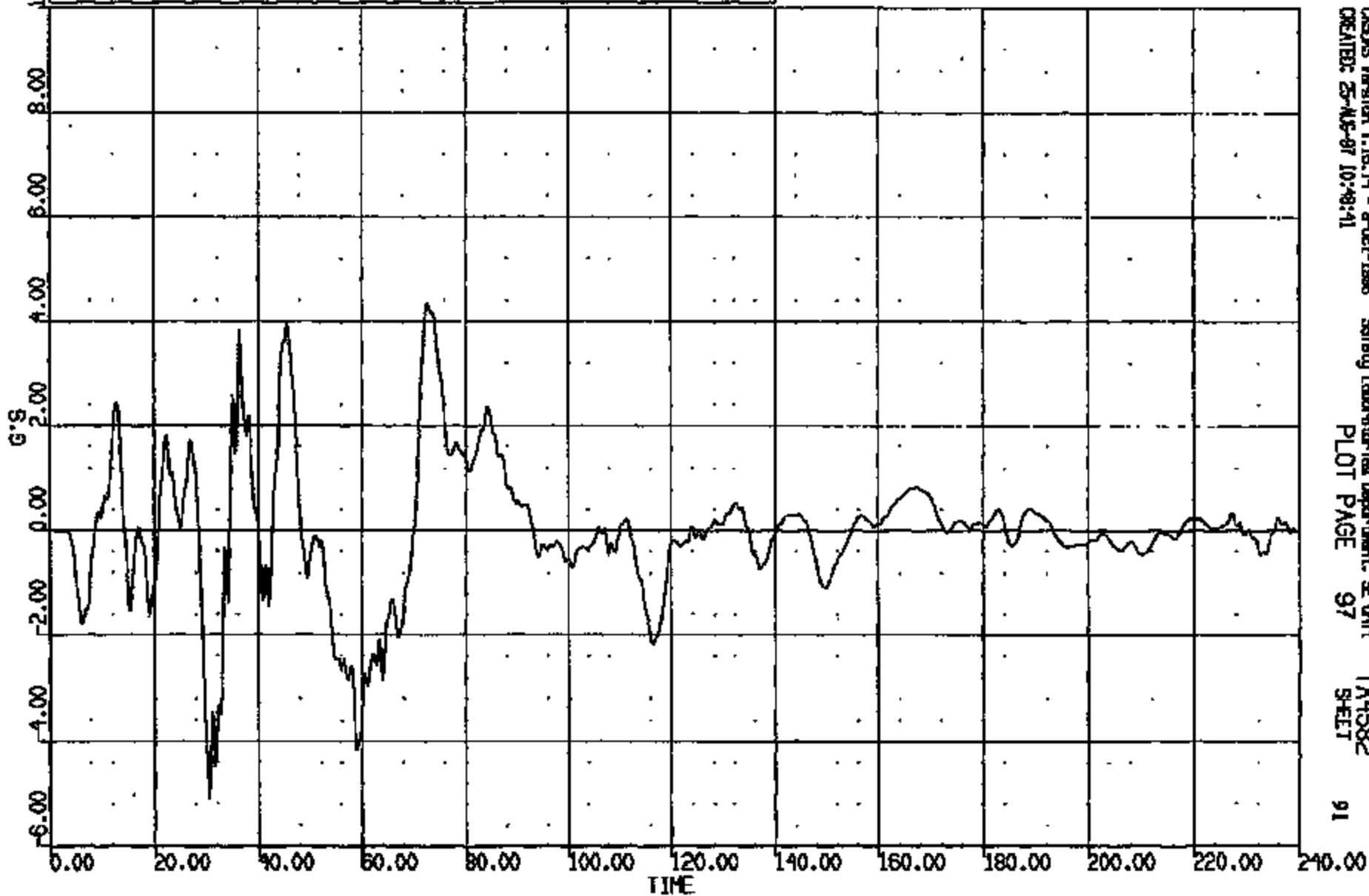
CRS06 Version 1.18.14 - 8-Oct-1996 Safety Laboratories Department, SE Unit TA4582
CREATED: 25-AUG-97 10:48:40 PLOT PAGE 96 SHEET 90

CRIS 0010810

CR R: 10810 TO: TA4582 DATE: 870825 10:04:08
199X DN-101

(29) CR10810T ENT XNER @ L/F SEAT C/L LAT 60C
MAX = 4.318 at 72.84 MS MIN = -5.092 at 30.56 MS

AXIS 1

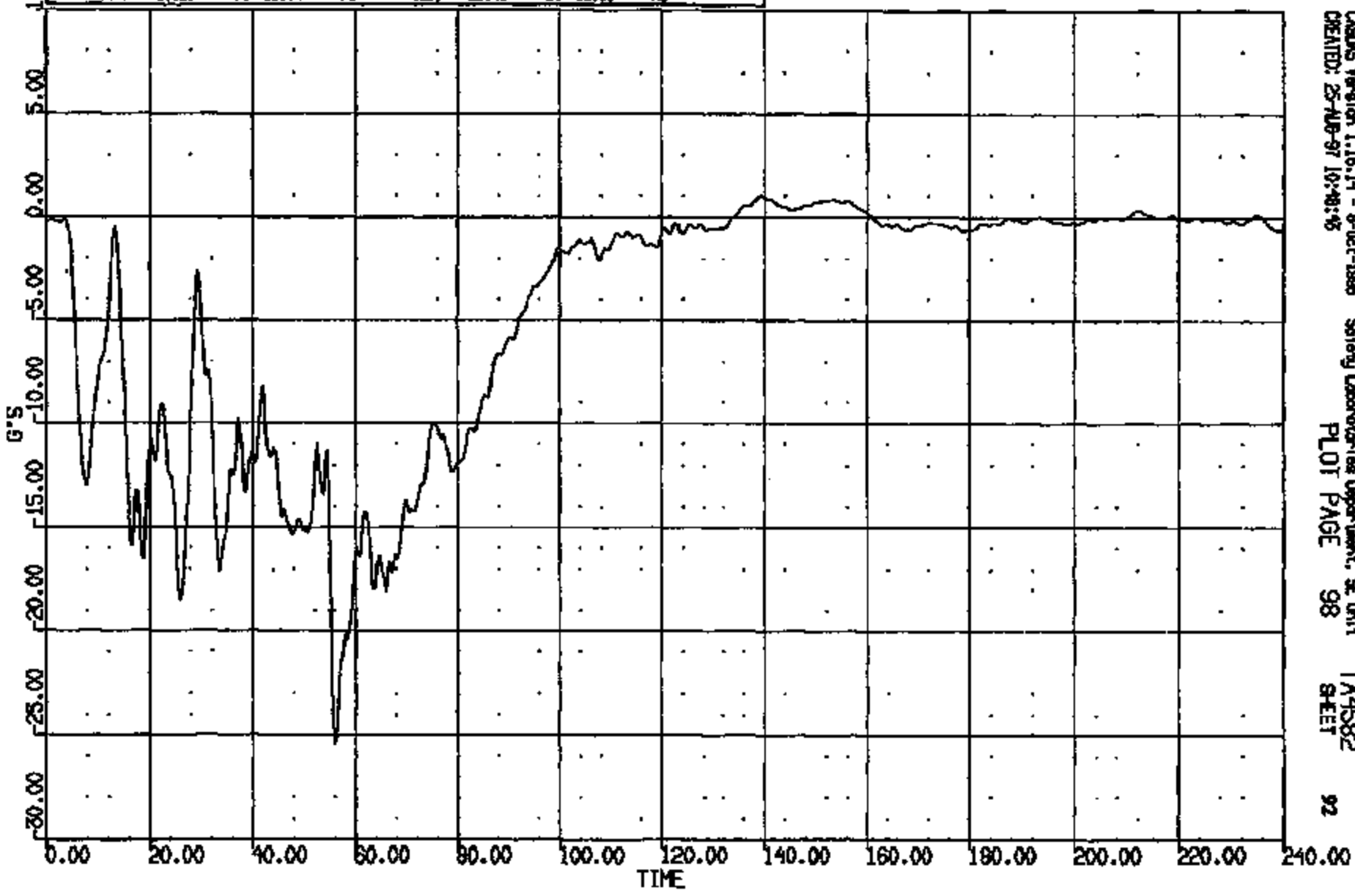


CASYS Version 1.16.14 - 8-Oct-1986 Safety Laboratories Department, SE Unit: TA4582
CREATED: 25-AUG-87 10:48:41 PLOT PAGE 97 SHEET 91

CRTS 0010810

CR R: 10810 TO: TA4582 DATE: 970825 10:04:08
189X DN-101

(30) CR10810T FMT XPER @ RAF SEAT CAL LONG 600
MAX = 1.026 at 139.4 MS MIN = -25.46 at 55.00 MS **AXIS 1**

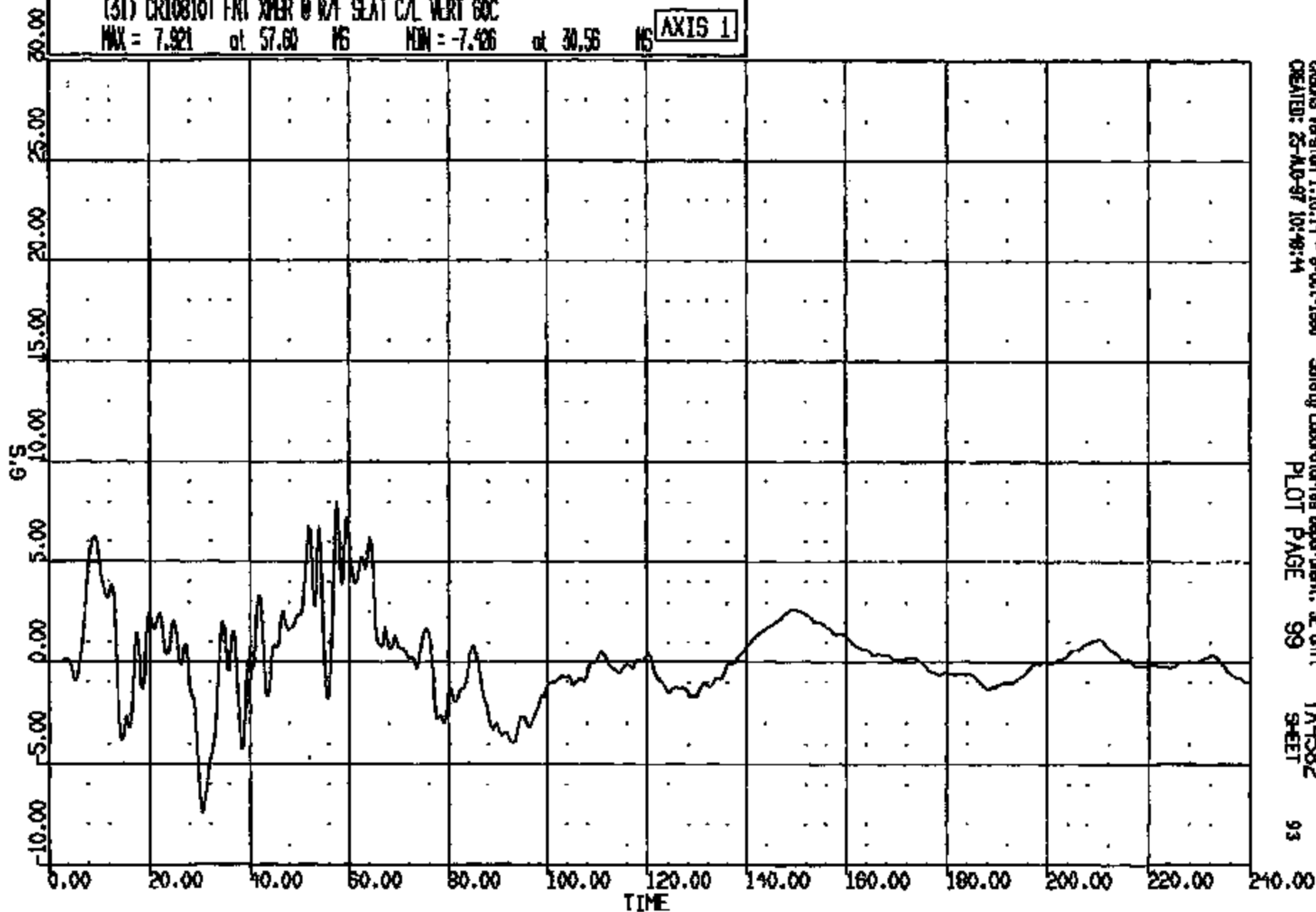


CASUS Version 1.18.14 - 9-04-1988 Safety Laboratories Department, SE Unit 1
CREATED: 25-AUG-97 10:48:45 PLOT PAGE 98 TA4582 SHEET 92

CRTS 0010810

CR R: 10810 TO: TA4582 DATE: 870825 10:04:08
198X DN-101

(31) CR10810T FNT XVER @ R/T SEAT C/L VERT 60C
MAX = 7.921 at 57.60 MS MIN = -7.426 at 30.56 MS **AXIS 1**

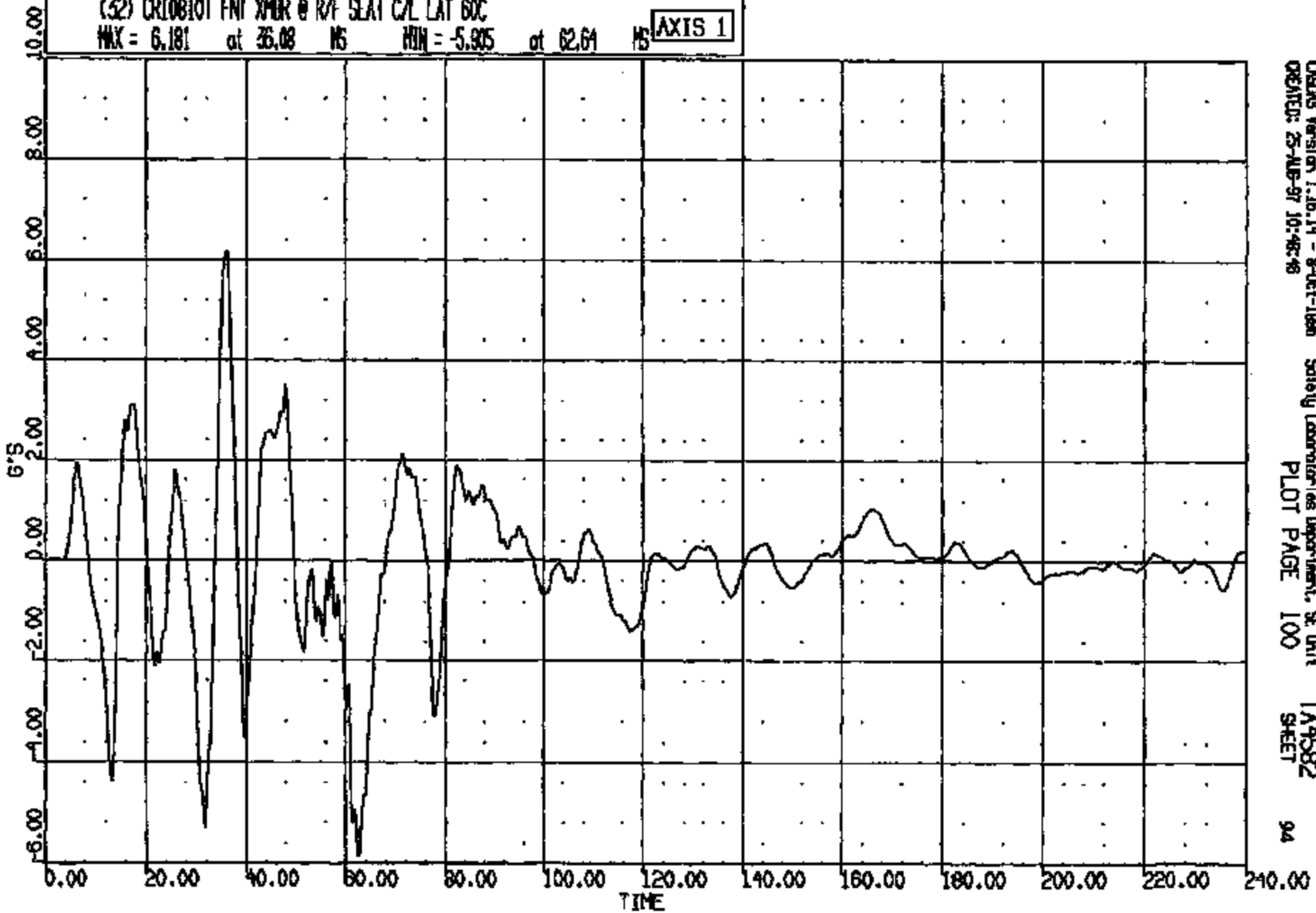


CRS/IS Version 1.10.14 - 8-Oct-1988 Safety Laboratories Department, SE Unit: TA4582
CREATED: 25-AUG-87 10:48:14 PLOT PAGE 99 SHEET 93

CRIS 0010810

CR R: 10810 TO: TA4582 DATE: 870825 10:04:08
199X DN-101

(32) CR10810T FNT XMR @ R/F SEAT C/L LAT SOC
MAX = 6.181 at 36.08 MS MIN = -5.905 at 62.64 MS **AXIS 1**



CRS205 Version 1.16.14 - 8-Oct-1986
CREATED: 25-AUG-97 10:48:48

Safety Laboratories Department, SE Unit
PLOT PAGE 100

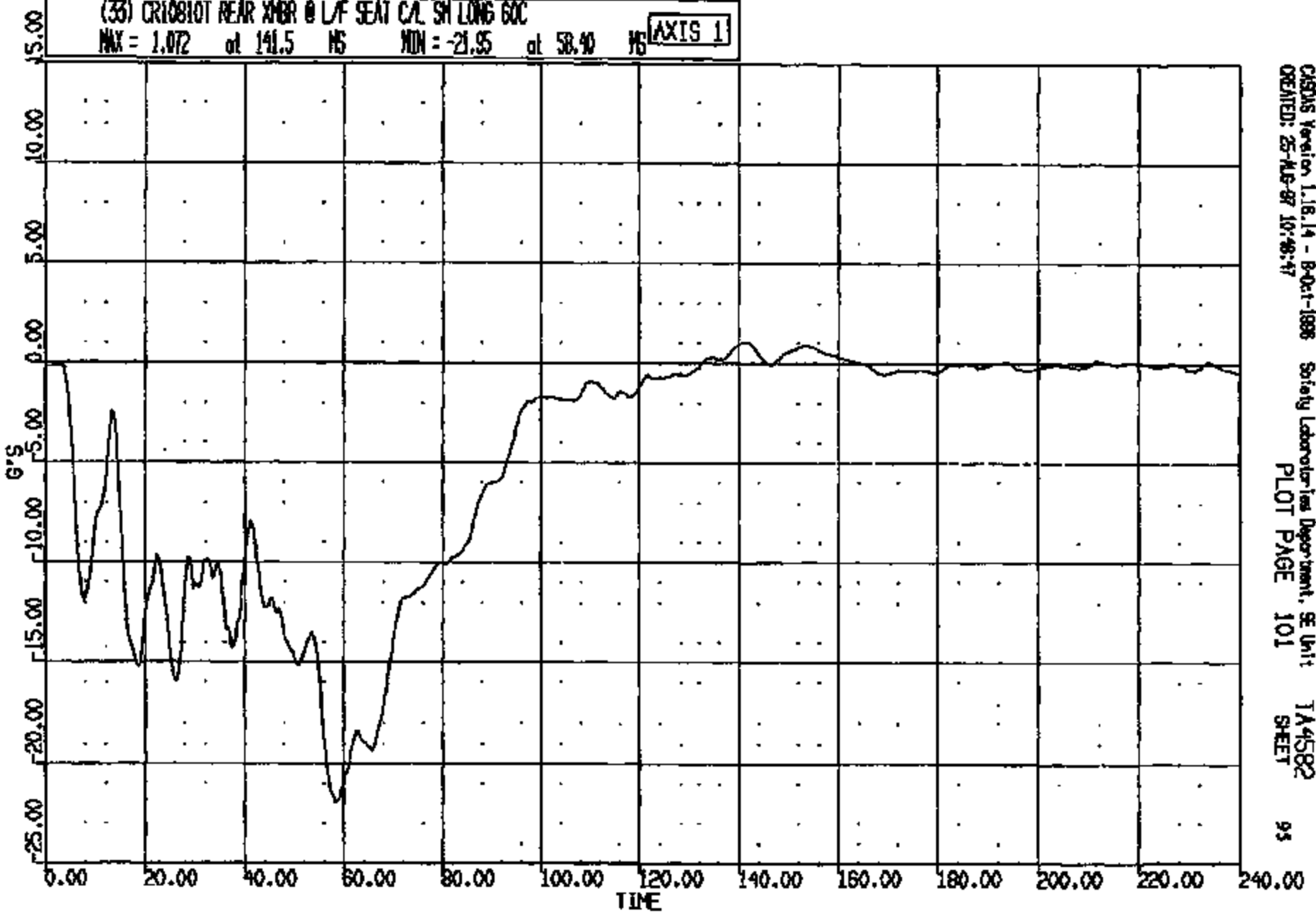
TA4582
SHEET

94

CRITS 0010810

CR R: 10810 TO: TA4582 DATE: 870826 10:04:08
189X DN-101

(33) CR10810T REAR XMR @ LAF SEAT CAL SH LONG GOC
MAX = 1.072 at 141.5 MS MIN = -21.95 at 58.40 MS **AXIS 1**

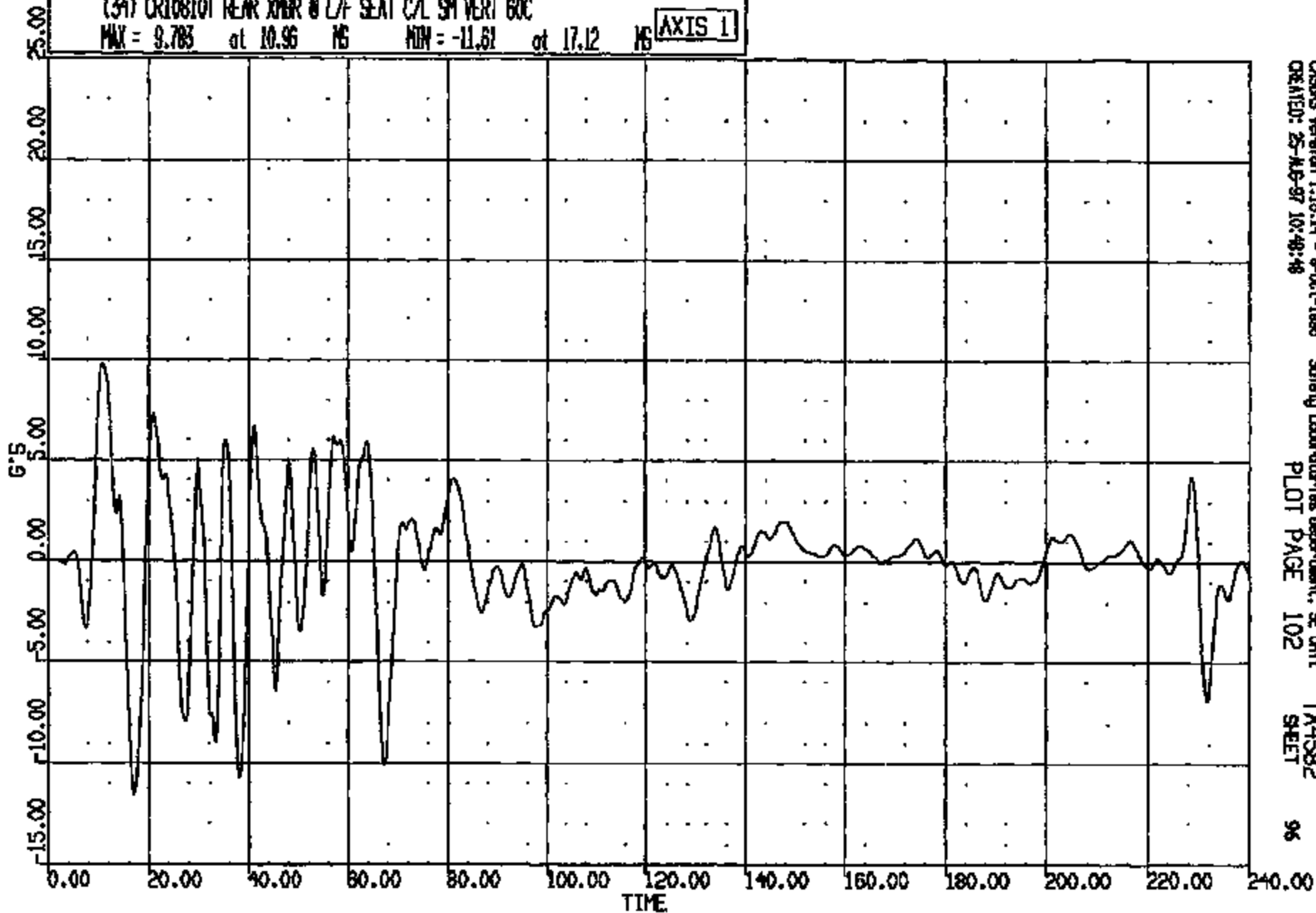


CASDS Version 1.18.14 - B-0-1-1888 Society Laboratories Department, SE Unit
CREATED: 25-AUG-87 10:48:47
PLOT PAGE 101
TA4582
SHEET 95

CRTS 0010810

CR R: 10810 TO: TA4582 DATE: 970825 10:04:08
199X DN-101

(34) CR10810T REAR XDR @ L/F SEAT C/L SH VERT 60C
MAX = 9.783 at 10.96 MS MIN = -11.61 at 17.12 MS **AXIS 1**



CASMG Version 1.16.14 - 9-01-1988
CREATED: 25-AUG-97 10:48:48

Safety Laboratories Department, SE Unit
PLOT PAGE 102

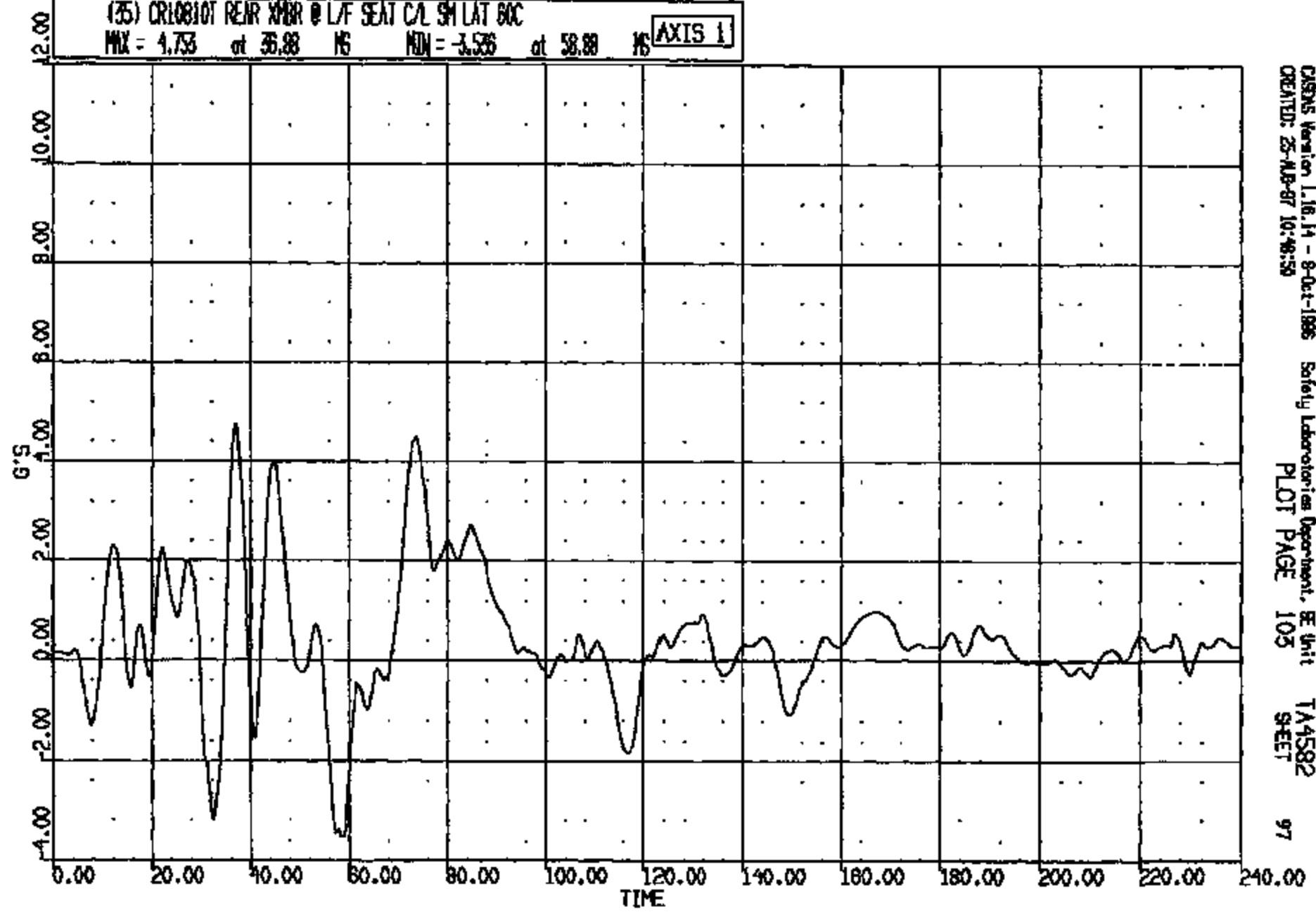
TA4582
SHEET

96

CRTS 0010810

CR R: 10810 TO: TA4582 DATE: 870825 10:04:08
198X DN-101

(35) CR10810T REAR XMR @ L/R SEAT C/L SH LAT 60C
MAX = 4.756 at 35.88 MS MIN = -3.536 at 58.88 MS **AXIS 1**



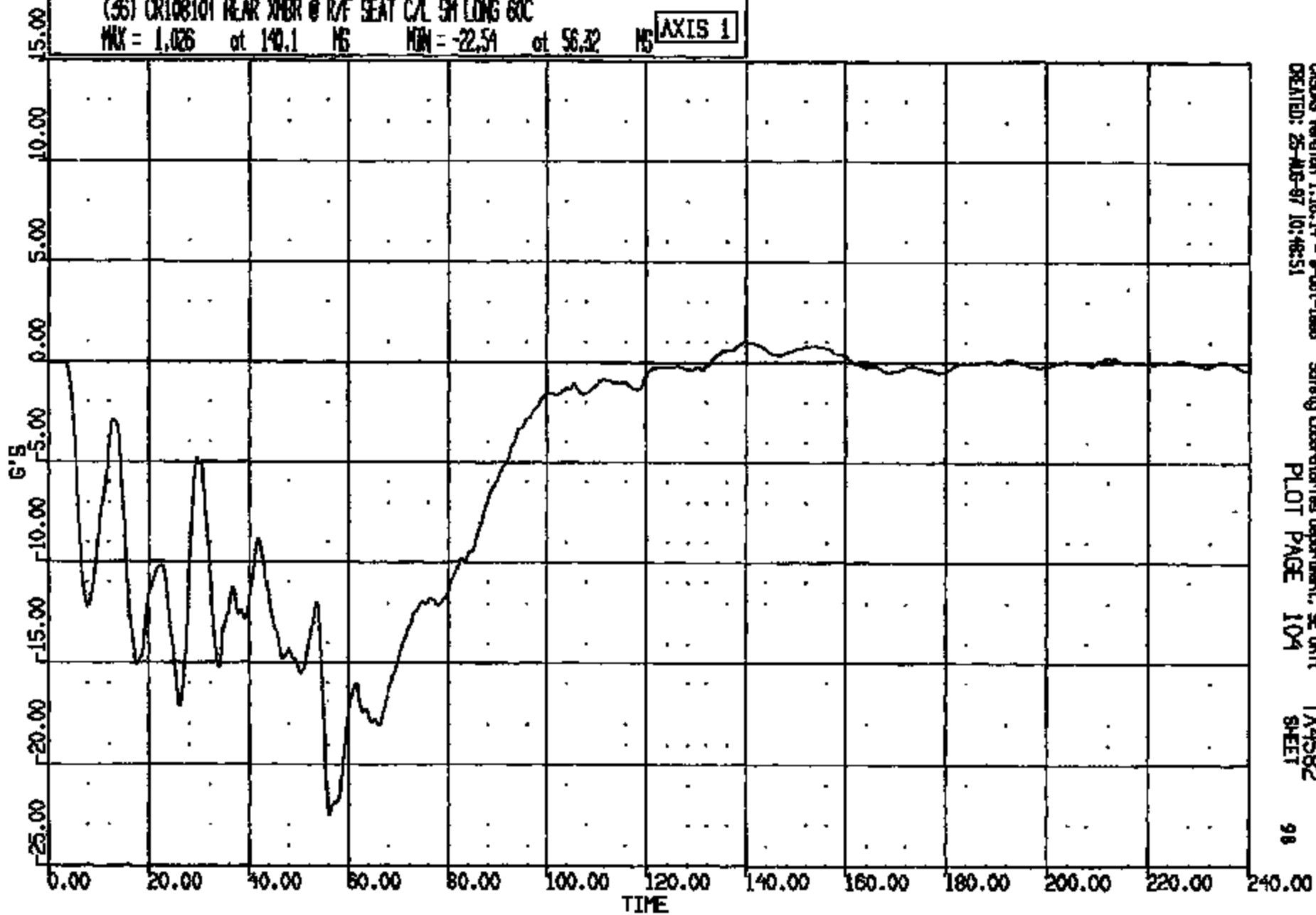
CASINS Version 1.16.14 - 8-Oct-1986 Safety Laboratories Department, BE Unit
CREATED: 25-AUG-87 10:48:58 PLOT PAGE 105 TA4582 SHEET 97

CRTS 0010810

CR R: 10810 TO: TA4582 DATE: 970825 10:04:08
100X DN-101

(35) CR10810T REAR XMR @ R/F SEAT CAL SH LONG 60C
MAX = 1.026 at 140.1 MS MIN = -22.54 at 56.32 MS

AXIS 1



CASIMS Version 1.16-14 - 9-04-1988
CREATED: 25-AUG-97 10:48:51

Safety Laboratories Department, SE Unit

PLOT PAGE 104

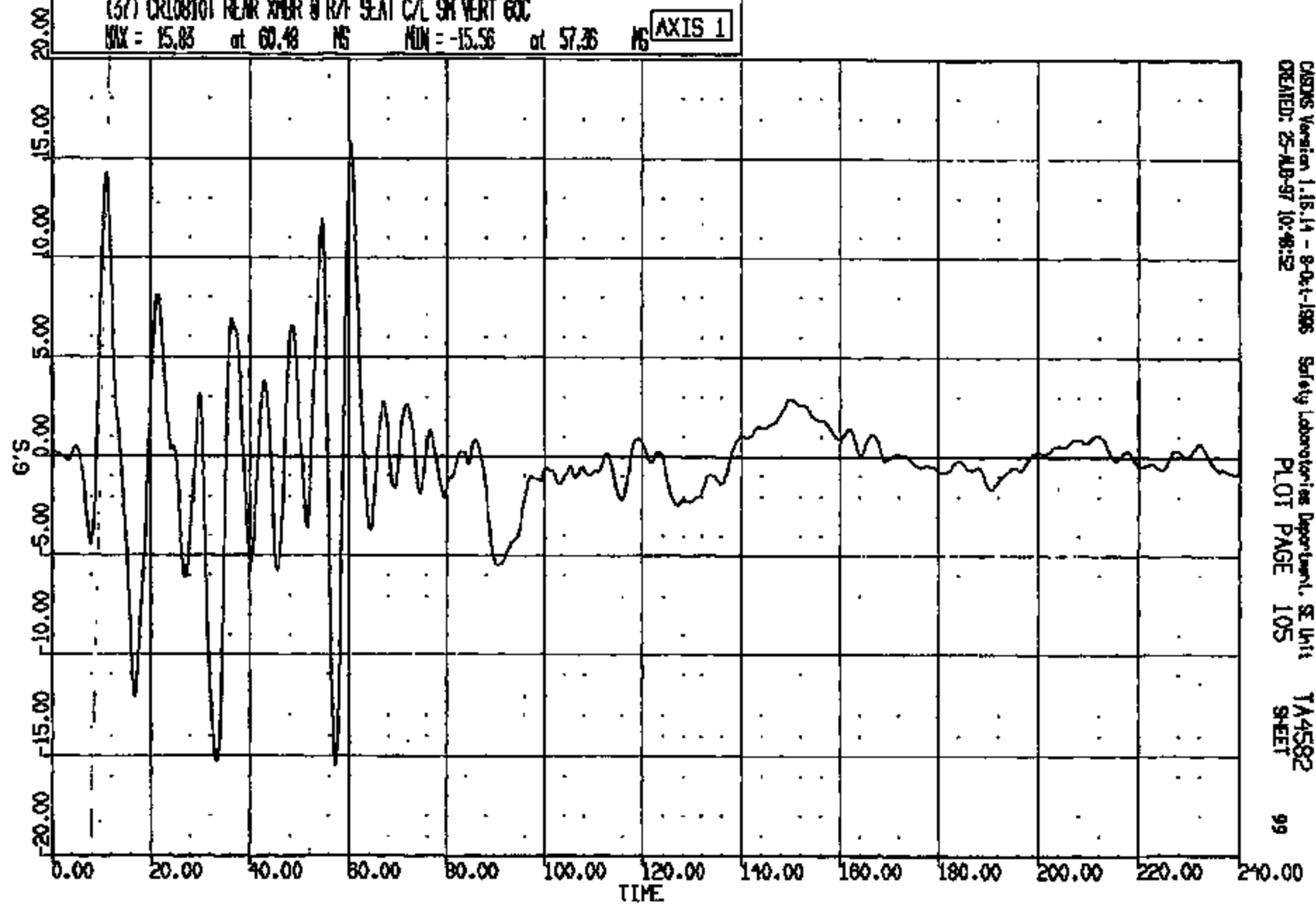
TA4582
SHEET

98

CRITS 0010810

CR #: 10810 TO: TA4582 DATE: 870825 10:04:08
189X DN-101

(37) CR10810T REAR XMR @ R/F SEAT C/L SH VERT 60C
MAX = 15.83 at 60.48 MS MIN = -15.56 at 57.36 MS **AXIS 1**

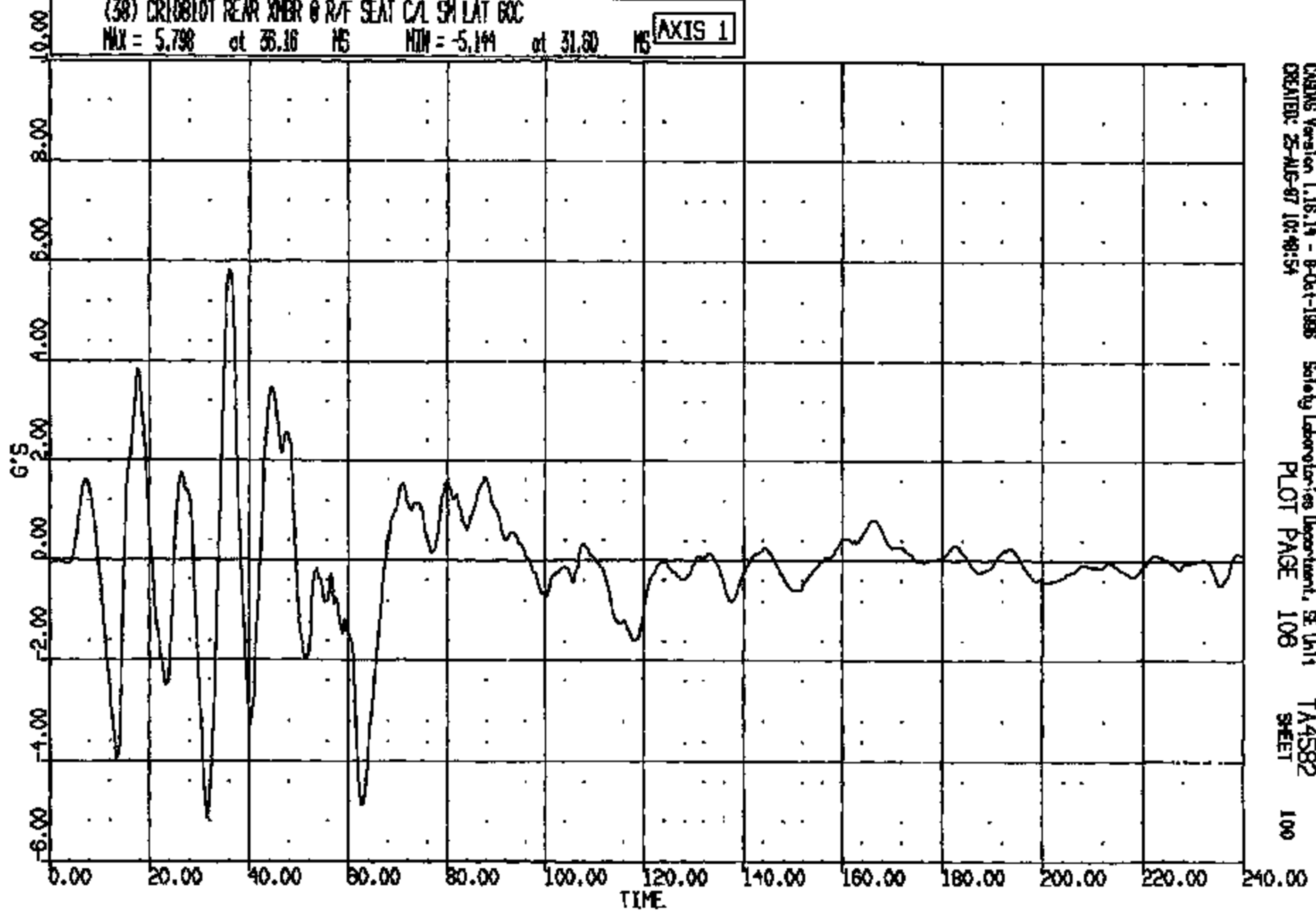


CRS Version 1.15.14 - 8-04-1985 Safety Laboratories Department, SE Unit TA4582
CREATED: 25-AUG-97 10:48:52 PLOT PAGE 105 SHEET 99

CRTS 0010810

CR R: 10810 TO: TA4582 DATE: 870825 10:04:08
188X DN-101

(38) CR10810T REAR XMR @ R/F SEAT C/L SH LAT 60C
MAX = 5.798 at 35.16 MS MIN = -5.144 at 31.60 MS **AXIS 1**

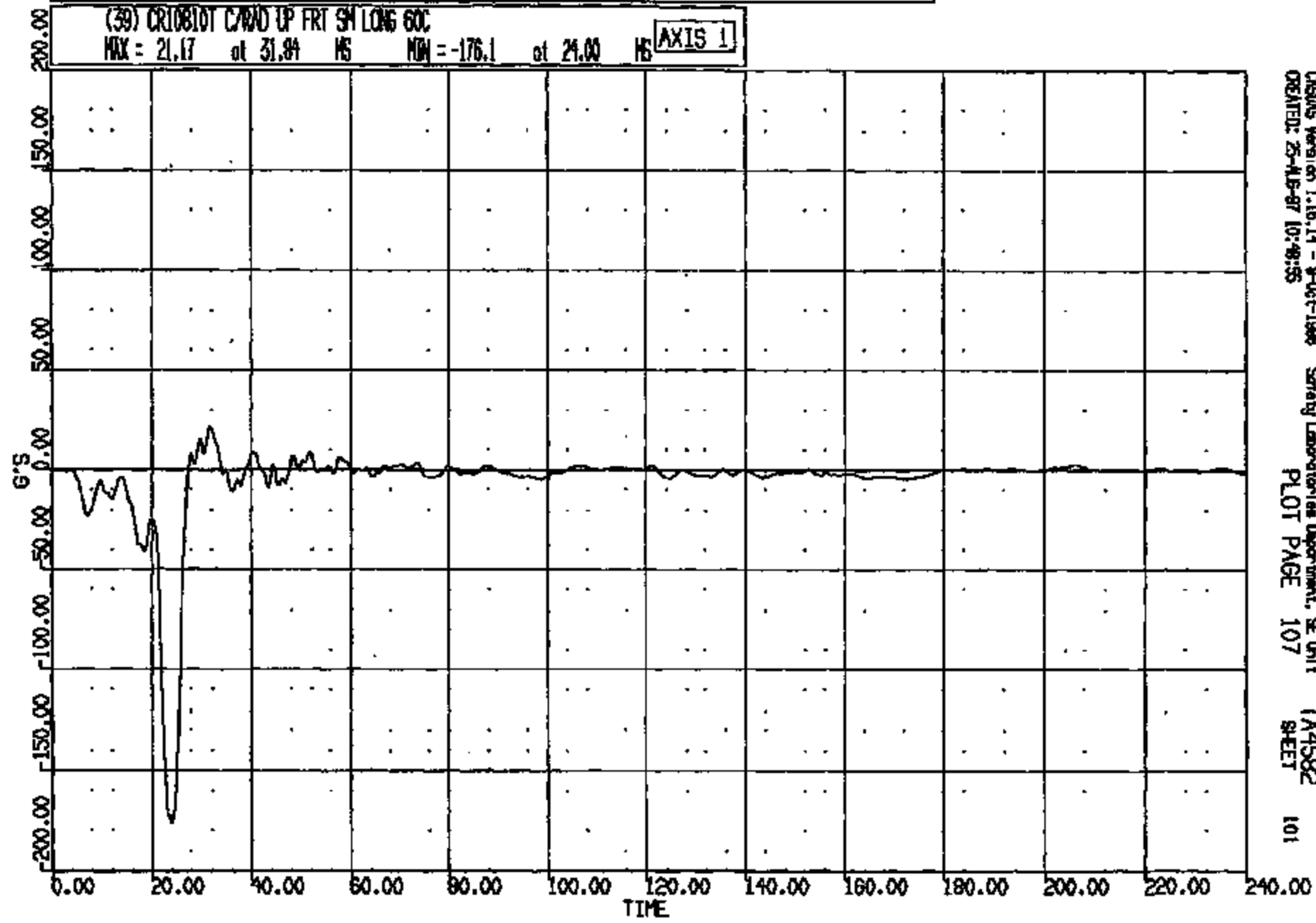


CRAMS Version 1.16.14 - 8-Oct-1988 Safety Laboratories Department, SE Unit 1
CREATED: 25-AUG-87 10:40:54
PLOT PAGE 108 TA4582
SHEET 100

CRITS 0010810

CR R: 10810 TO: TA4582 DATE: 870825 10:04:08
100X DN-101

(39) CR10810T C/W/D UP FRT SH LONG 60C
MAX = 21.17 at 31.84 HS MIN = -176.1 at 21.00 HS **AXIS 1**

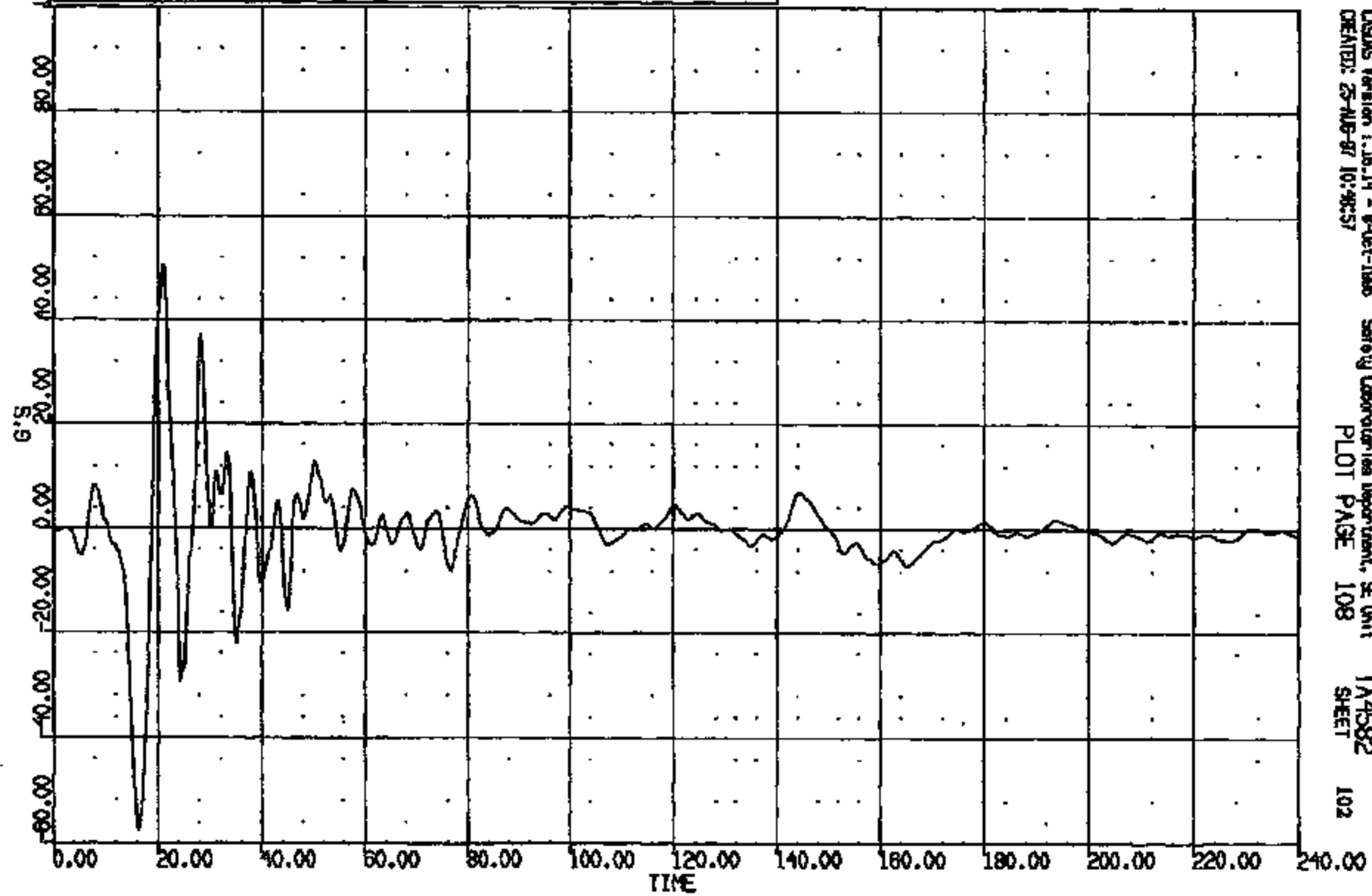


CRSIS Version 1.18.14 - 9-Oct-1988 Safety Laboratory Department, SE Unit TA4582
CREATED: 25-SEP-87 10:48:55 PLOT PAGE 107 SHEET 101

CRITS 0010810

CR #: 10610 TO: TA4582 DATE: 970825 10:04:08
199X DN-101

(40) CR10810T C/RND UP FRT SH VERT GOC
MAX = 50.50 at 21.04 MS MIN = -57.57 at 16.32 MS **AXIS 1**



CASYS Version 1.18.14 - 9-Oct-1998 Safety Laboratories Department, SE Unit TA4582
CREATED: 25-AUG-97 10:48:57 PLOT PAGE 108 SHEET 102

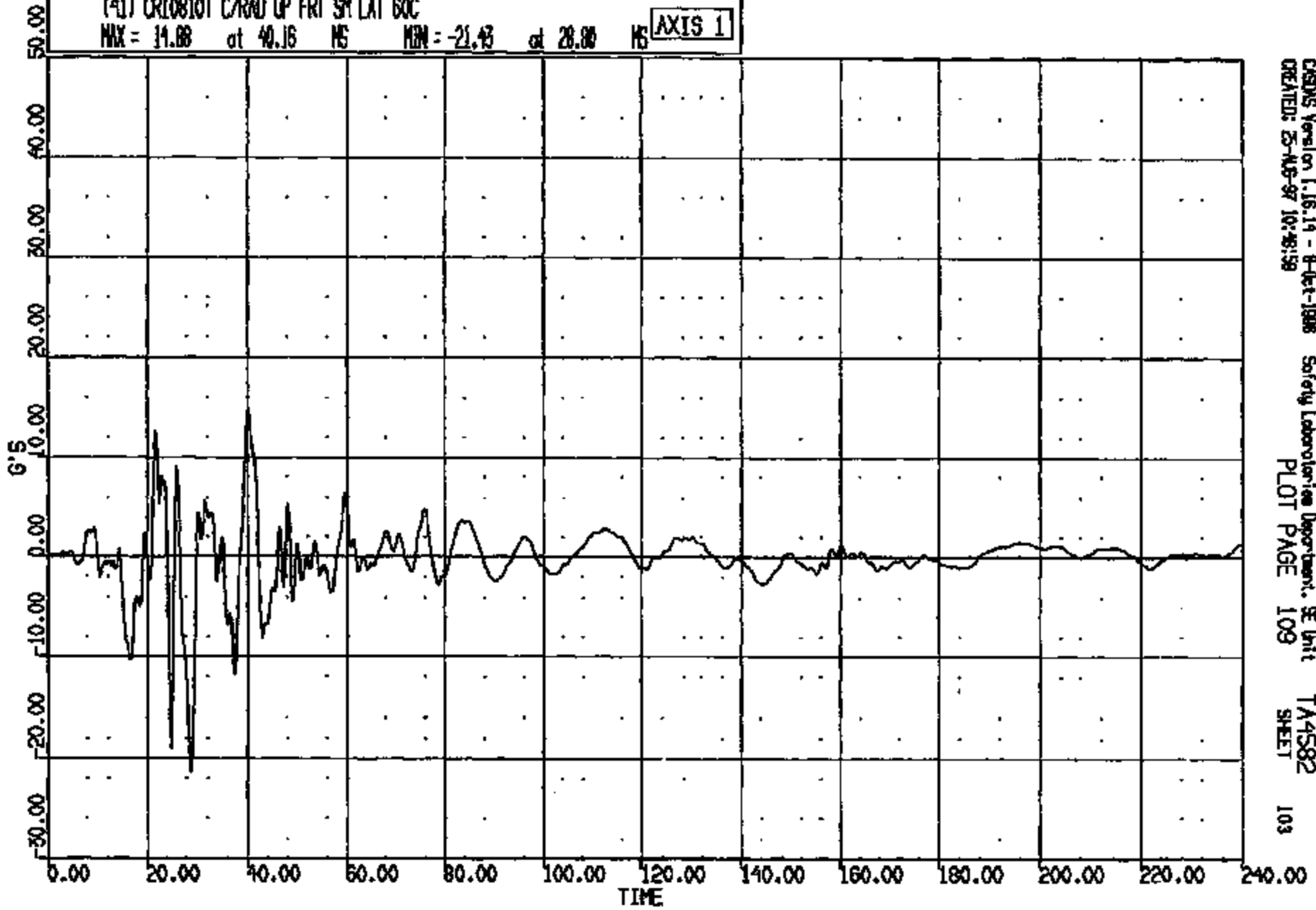
CRIS 0010610

CR R: 10810 TO: TA4582 DATE: 970825 10:04:08
199X DN-101

(4) CR10810T C/RAD UP FRT SH LAT SOC

MAX = 14.88 at 40.16 MS MIN = -21.43 at 28.80 MS

AXIS 1



CRS05 Version 1.16.14 - 8-Oct-1998
CREATED: 25-AUG-97 10:48:59

Safety Laboratories Department, SE Unit
PLOT PAGE 109

TA4582
SHEET

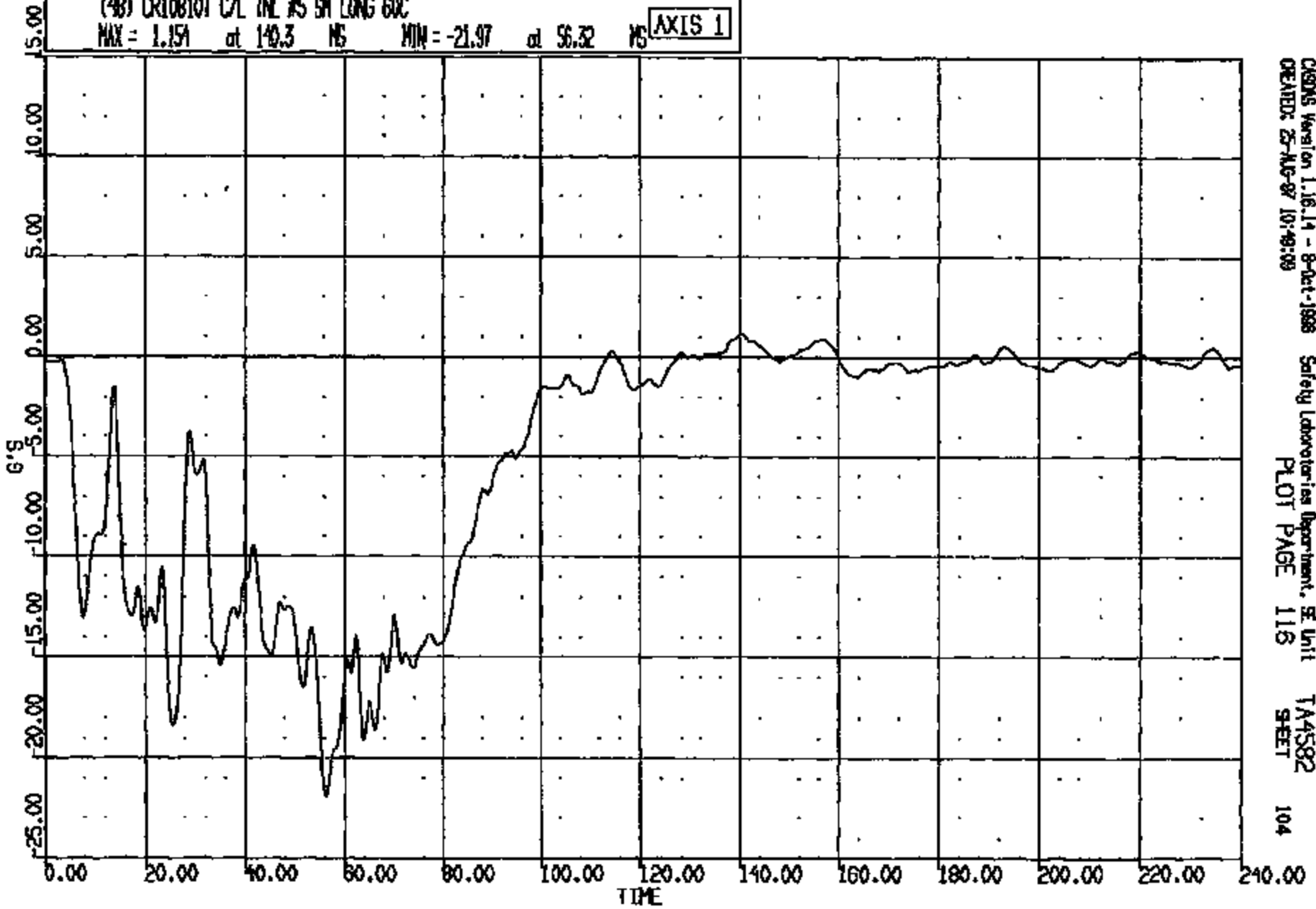
103

CR10810

CR R: 10810 TO: TA4582 DATE: 870828 10:04:08
188X DN-101

(48) CR10810T C/L TNL #5 SH LONG 60C

MAX = 1.154 at 140.3 MS MIN = -21.97 at 56.32 MS AXIS 1



CRONUS Version 1.16.14 - 8-Oct-1988
CREATED: 25-AUG-87 10:49:08

Safety Laboratories Department, SE Unit
PLOT PAGE 116

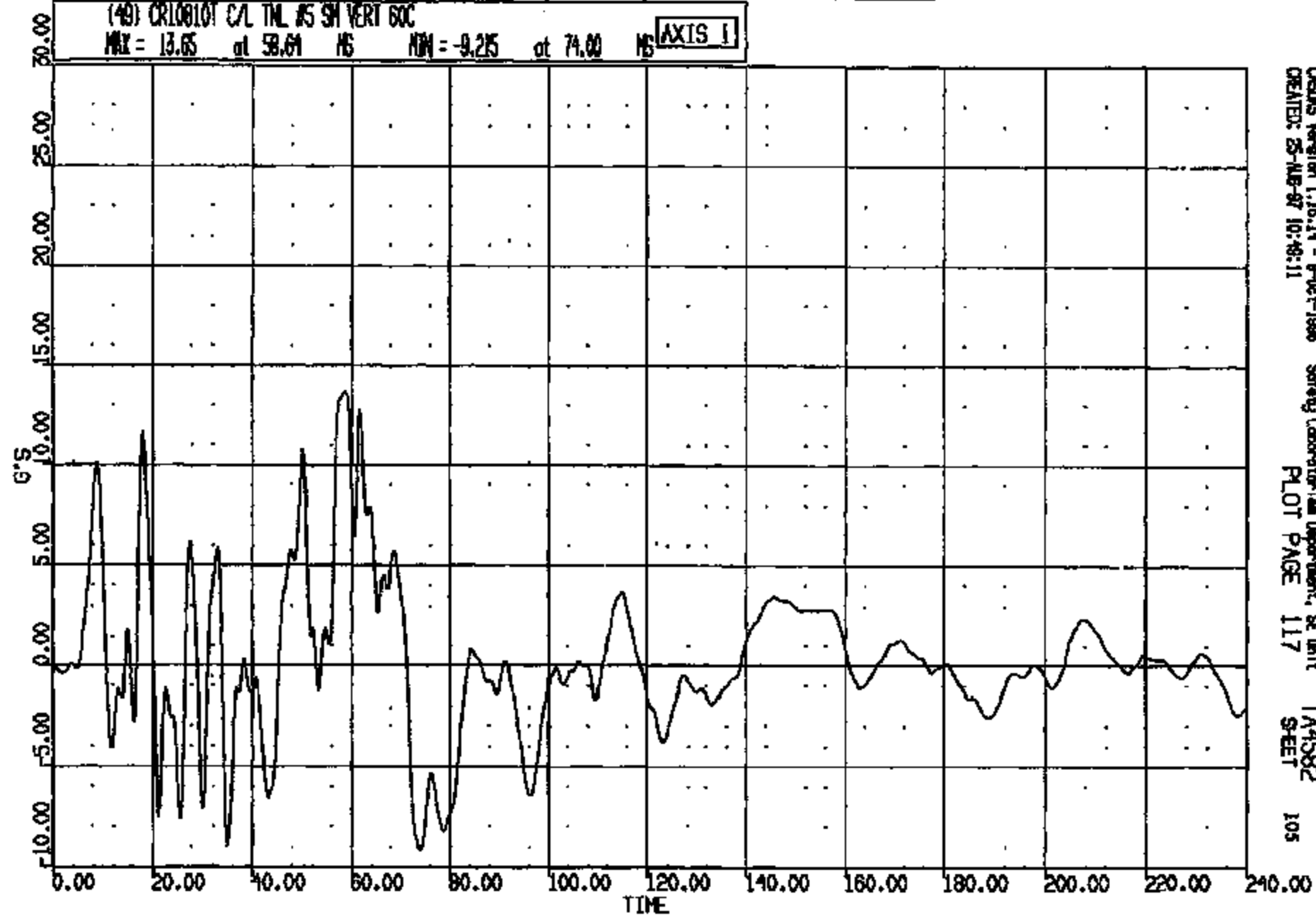
TA4582
SHEET

104

CRTS 0010810

CR R: 10810 TO: TA4582 DATE: 870825 10:04:08
199X DN-101

(49) CR100101 CAL TML #5 SH VERT 60C
MAX = 13.65 at 58.64 MS MIN = -9.25 at 74.00 MS **AXIS 1**



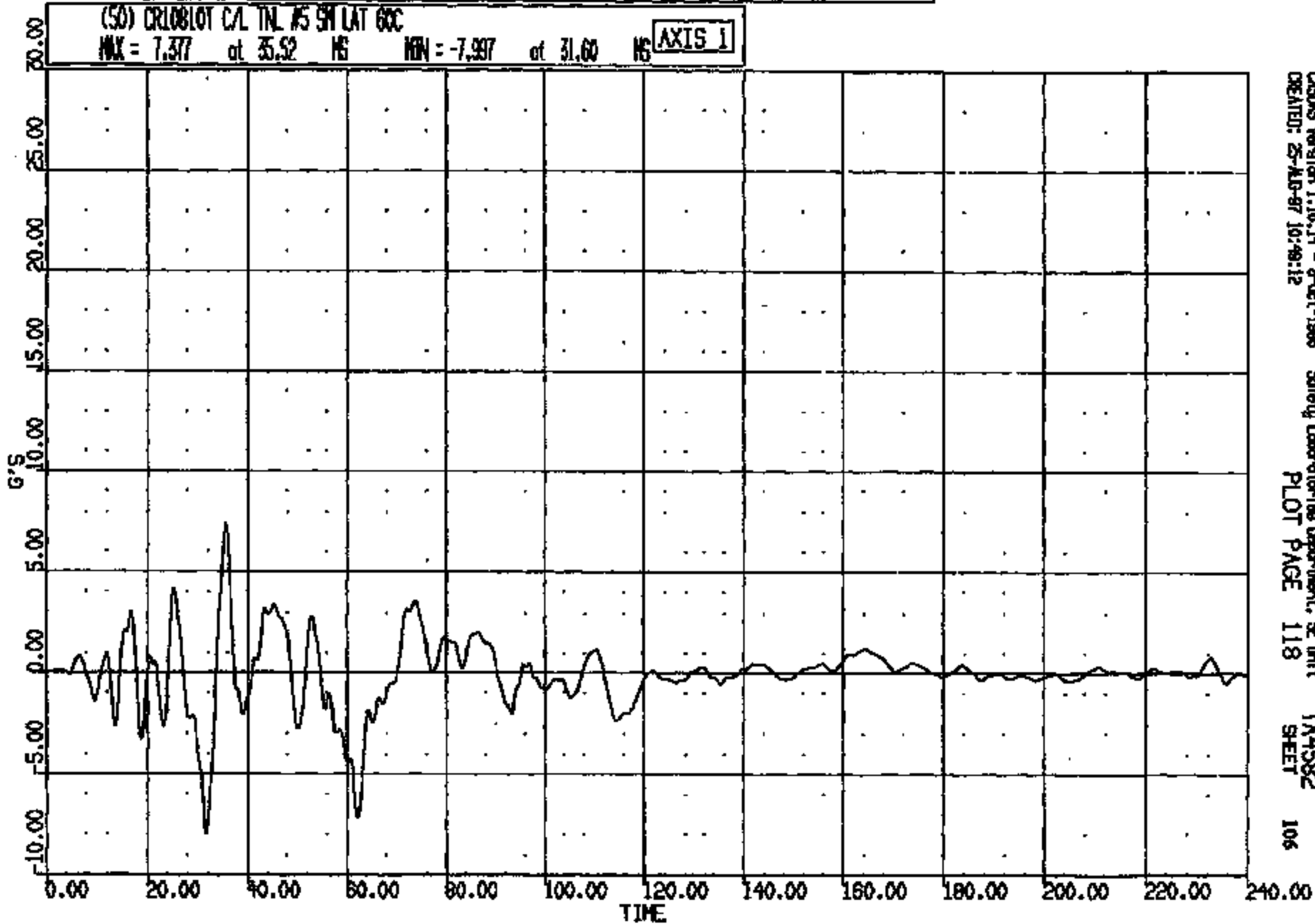
CRSIS Version 1.16.14 - 8-Oct-1988 Safety Laboratory Department, SE Unit
CREATED: 25-AUG-87 10:48:11 PLOT PAGE 117 TA4582 SHEET 105

CRIS 0010810

CR R: 10810 TO: TA4582 DATE: 9Y0825 10:04:08
199X DN-101

(50) CR10810T C/L TNL #5 SH LAT 600

MAX = 7.377 at 35.52 MS MIN = -7.997 at 31.00 MS **AXIS 1**

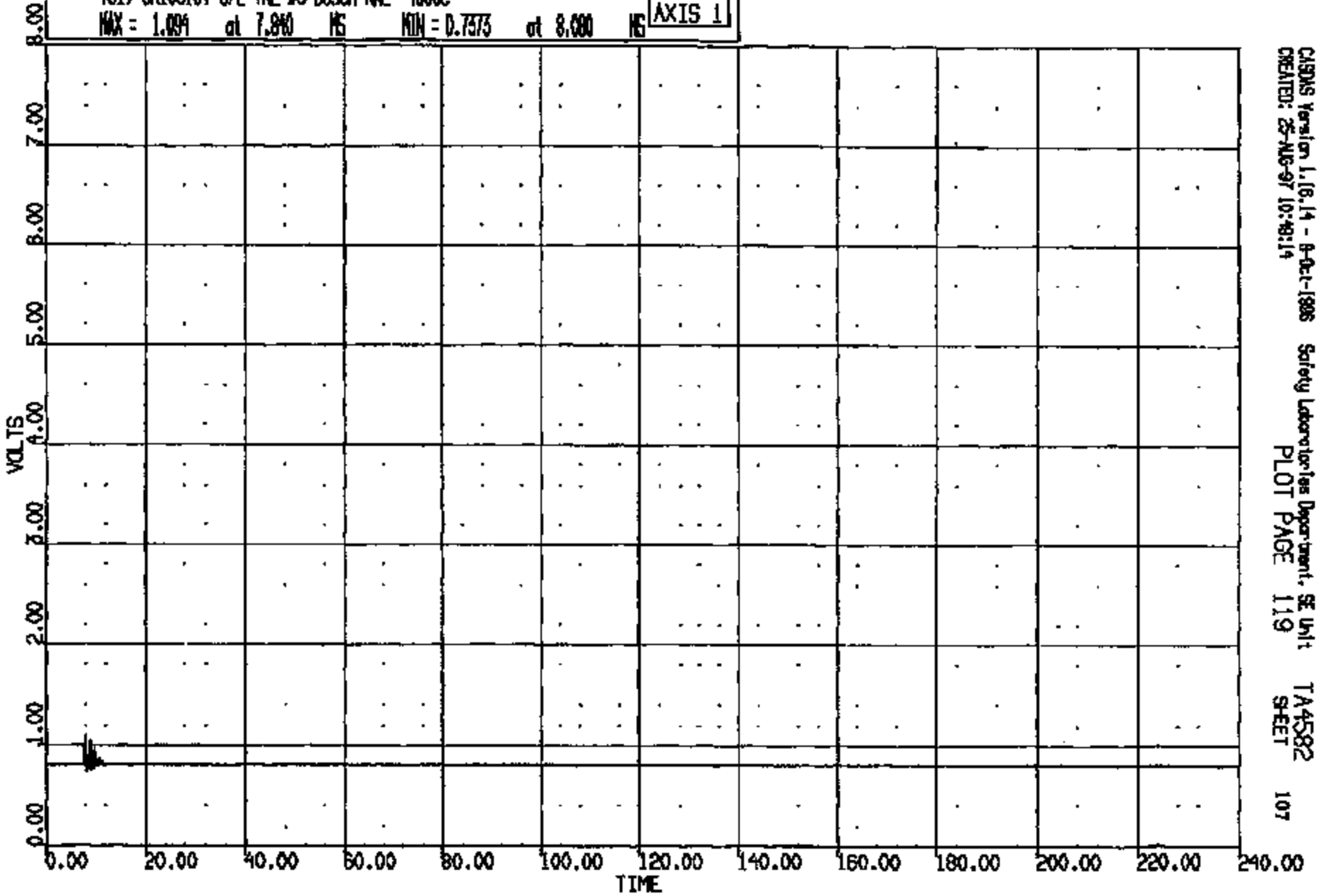


CRS005 Version 1.16.11 - 8-Oct-1986 Safety Laboratories Department, SE Unit TA4582
CREATED: 25-APR-87 10:48:12 PLOT PAGE 118 SHEET 106

CRTS 0010810

CR 7: 10810 TO: TA4582 DATE: 970825 10:04:08
199X DN-101

(51) CR10810T C/L TNL #5 BOSCH NAL 4000C
MAX = 1.094 at 7.840 MS MIN = 0.7373 at 8.000 MS **AXIS 1**



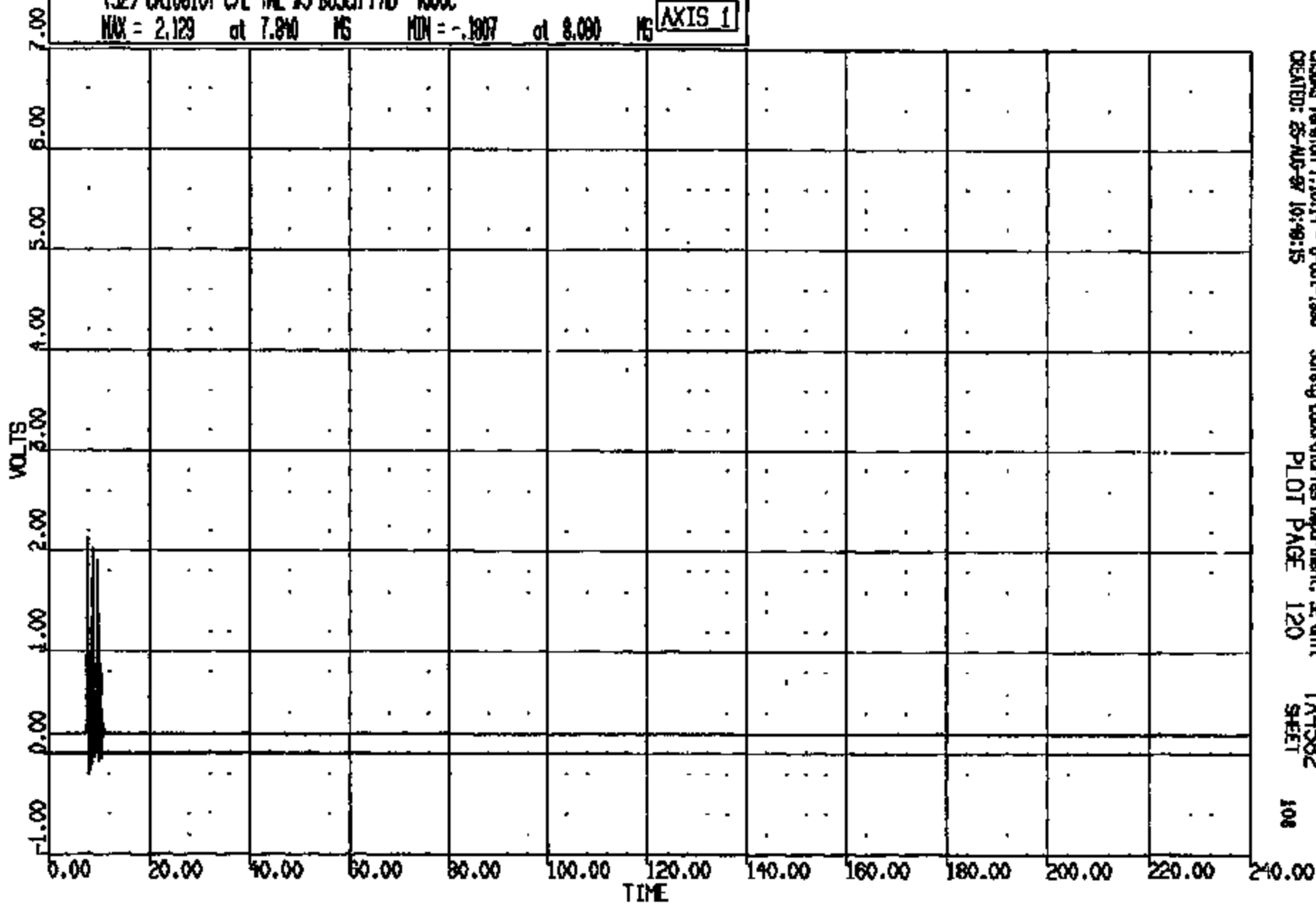
CIS/DAS Version 1.16.14 - 8-Oct-1988 Safety Laboratories Department, SE Unit TA4582
CREATED: 25-AUG-97 10:48:14 PLOT PAGE 119 SHEET 107

CRTS 0010810

CR R: 10810 TO: TA4582 DATE: 970825 10:04:08
189X DN-101

(52) CR108107 C/L TML JS BOSCH FAD 4000C

MAX = 2.129 at 7.840 MS MIN = -.1807 at 8.090 MS AXIS 1

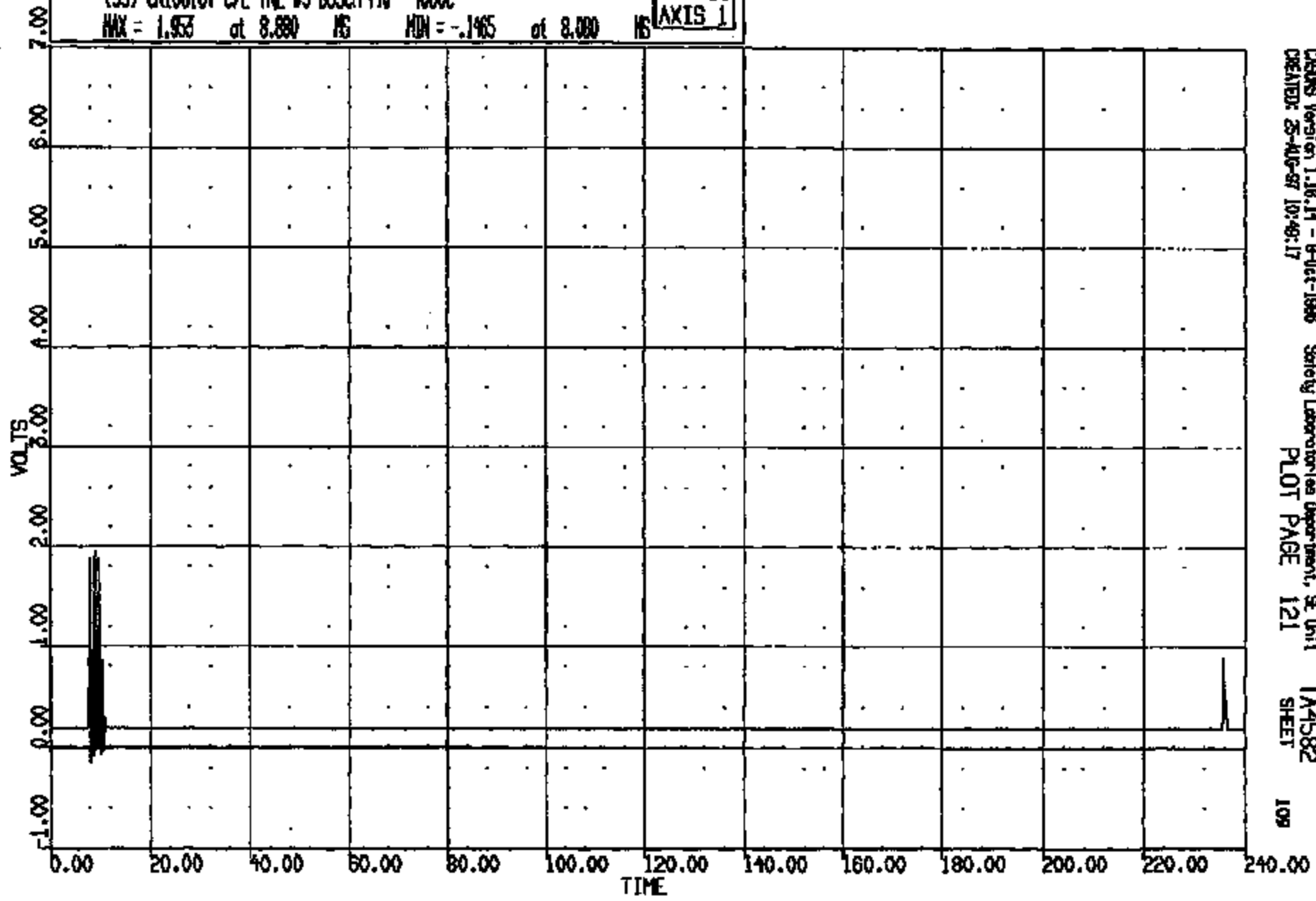


CISDAS Version 1.16.14 - 8-Oct-1988 Safety Laboratories Department, SE Unit TA4582
CREATED: 25-AUG-97 10:49:15 PLOT PAGE 120 SHEET 108

CRTS 0010810

CR #: 10810 TO: TA4582 DATE: 970825 10:04:08
199X DN-101

(53) CR10810Y C/L TML #5 BOSCH FAP 4000C
MAX = 1.953 at 8.880 MS MIN = -.1465 at 8.000 MS **AXIS 1**



CRIMS Version 1.16.14 - 8-Oct-1998 Safety Laboratories Department, SE Unit 1 TA4582
CREATED: 25-AUG-97 10:46:17 PLOT PAGE 121 SHEET 109

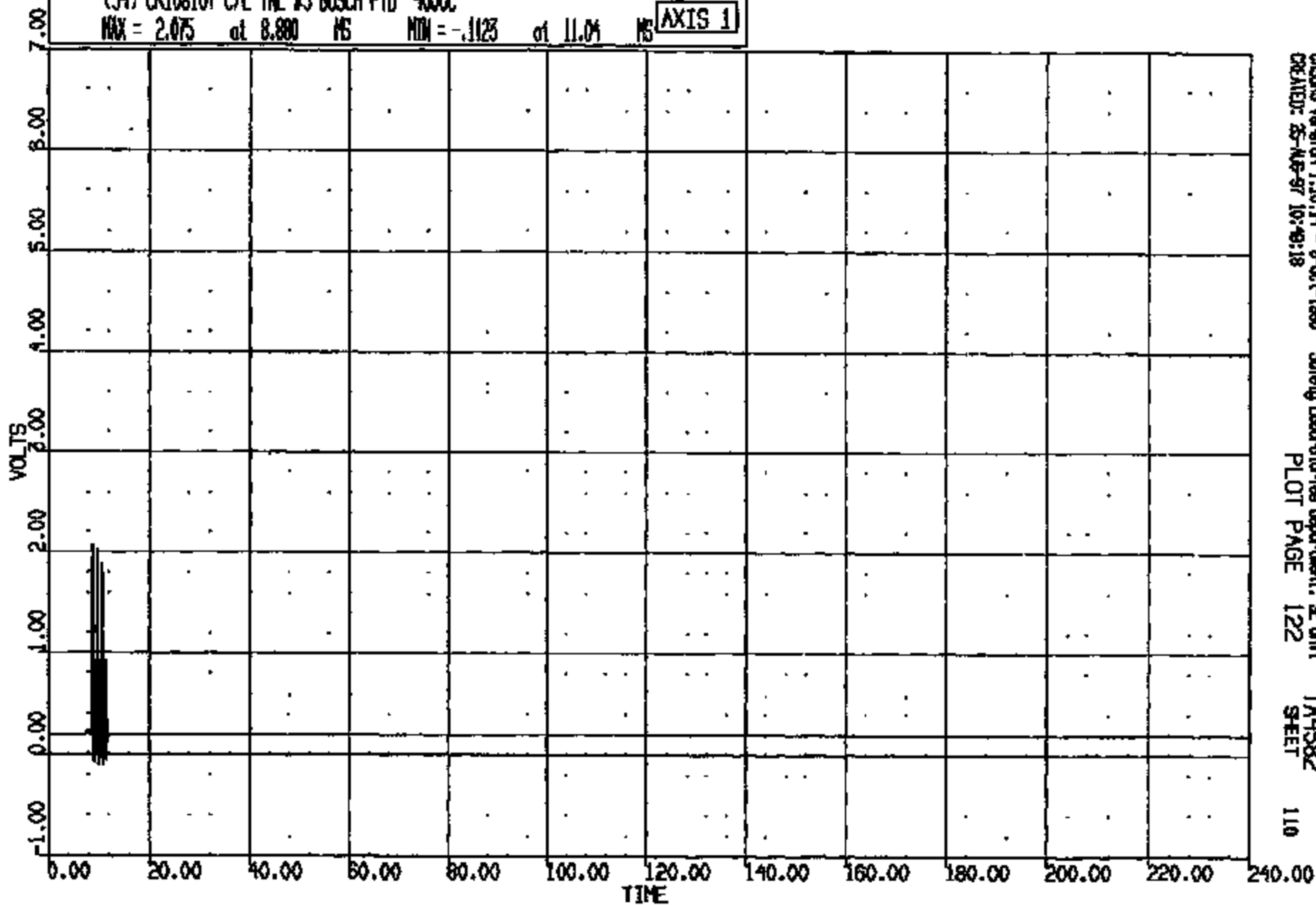
CRTS 0010810

CR #: 10810 TO: TA4582 DATE: 970825 10:04:08
199X DN-101

(54) CR10810T C/L TML #5 BOSCH PTD 4000C

MAX = 2.075 at 8.880 MS MIN = -.1123 at 11.04 MS

AXIS 1

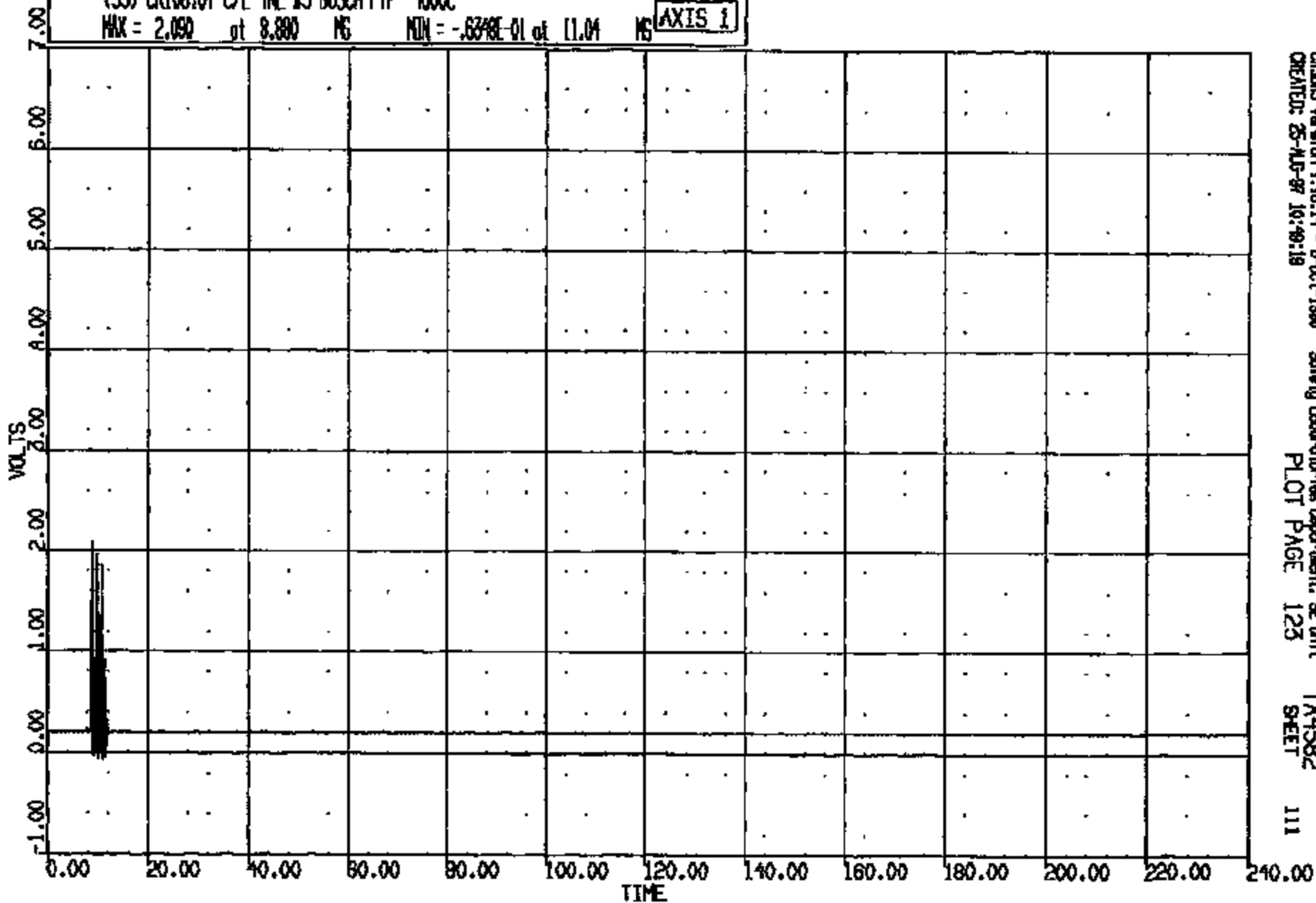


CRS08 Version 1.18.14 - 8-Oct-1999 Safety Laboratories Department, SE Unit TA4582
CREATED: 25-AUG-97 10:49:18 PLOT PAGE 122 SHEET 110

CRIS 0010810

CR #: 10810 TO: TA4582 DATE: 870825 10:04:08
100X DN-101

(55) CR10810T C/L TML #5 BOSCH PTP 4000C
MAX = 2.050 at 8.880 MS MIN = -.6348E-01 at 11.04 MS **AXIS 1**



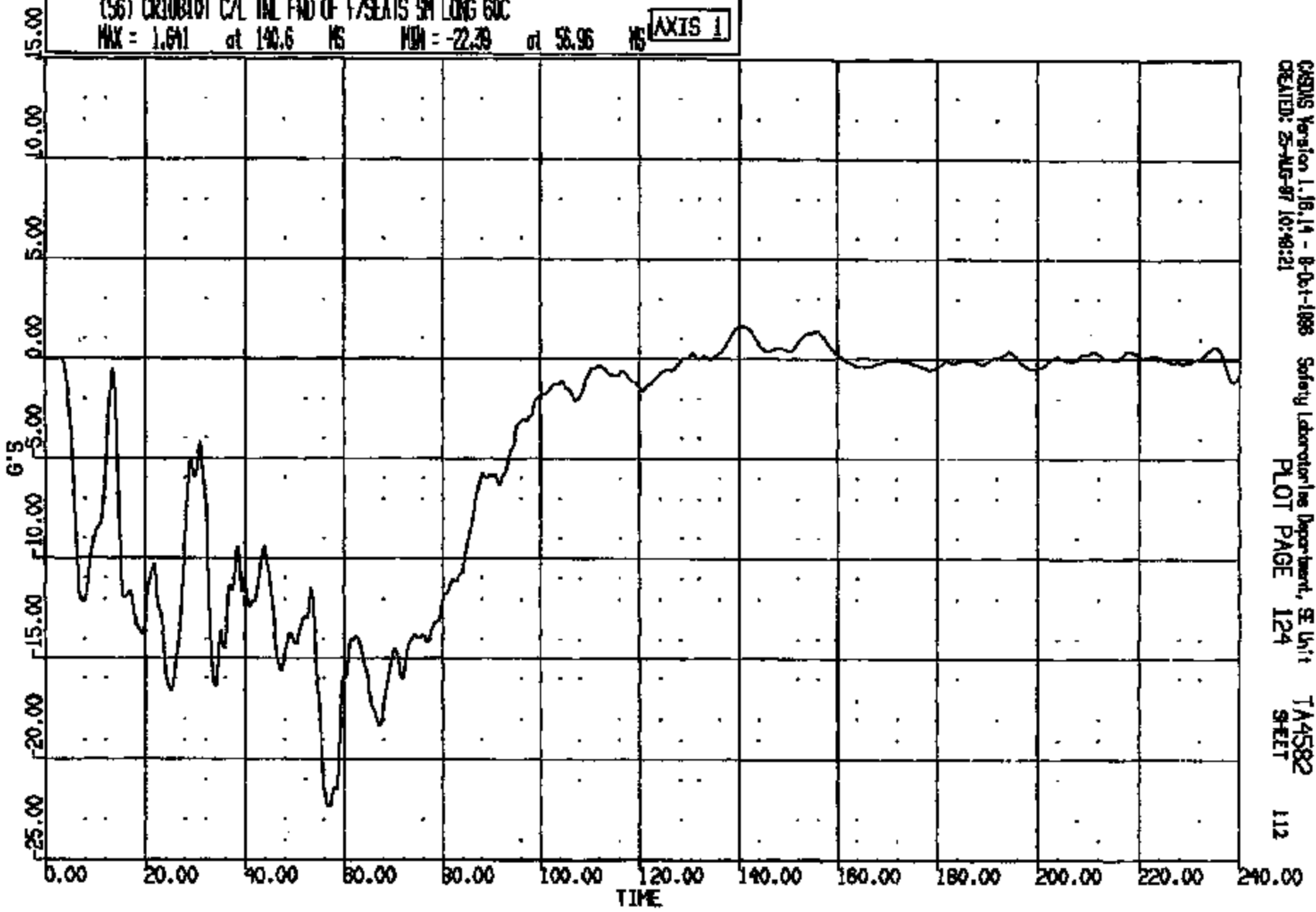
CISMS Version 1.16.14 - 8-Oct-1986 Safety Laboratories Department, SE Unit TA4582
CREATED: 25-AUG-87 10:49:18 PLOT PAGE 123 SHEET 111

CRTS 0010810

CR N: 10810 TO: TA4582 DATE: 970825 10:04:08
199X DN-101

(56) CR10810T C/L TML FND OF F/SEATS SH LONG 60C
MAX = 1.641 at 140.6 MS MIN = -22.39 at 58.96 MS

AXIS 1



CASINS Version 1.16.14 - 8-01-1998 Safety Laboratories Department, SE Unit
CREATED: 25-AUG-97 10:48:21
PLOT PAGE 124 SHEET 112

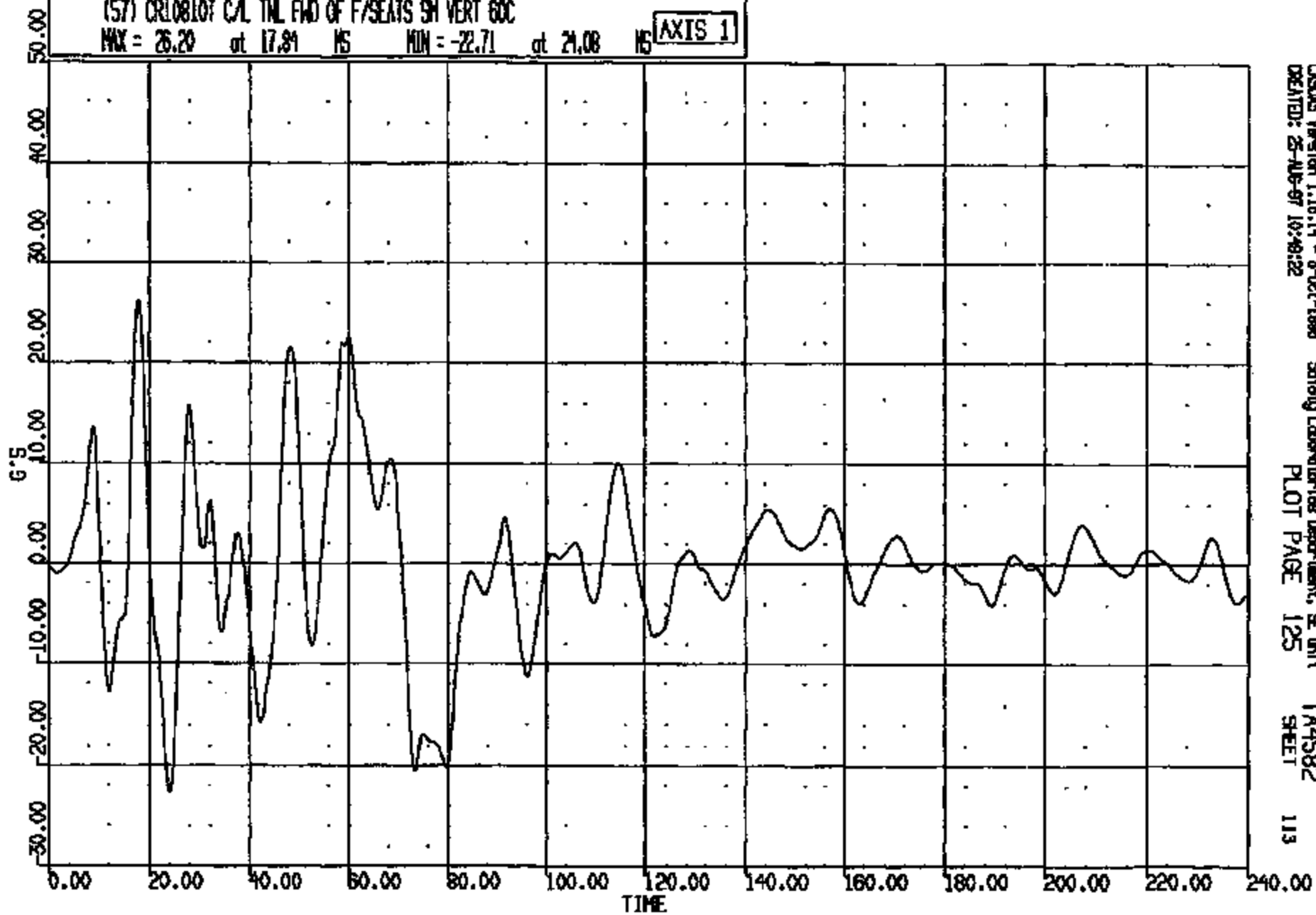
CRTS 0010810

CR R: 10810 TO: TA4582 DATE: 970825 10:04:08
189X DN-101

(57) CR108107 CAL TML FWD OF F/SEATS SH VERT 60C

MAX = 26.20 at 17.81 MS MIN = -22.71 at 21.08 MS

AXIS 1



CASOS Version 1.16.14 - 8-Oct-1998
CREATED: 25-AUG-97 10:49:22

Safety Laboratories Department, SE Unit
PLOT PAGE 125

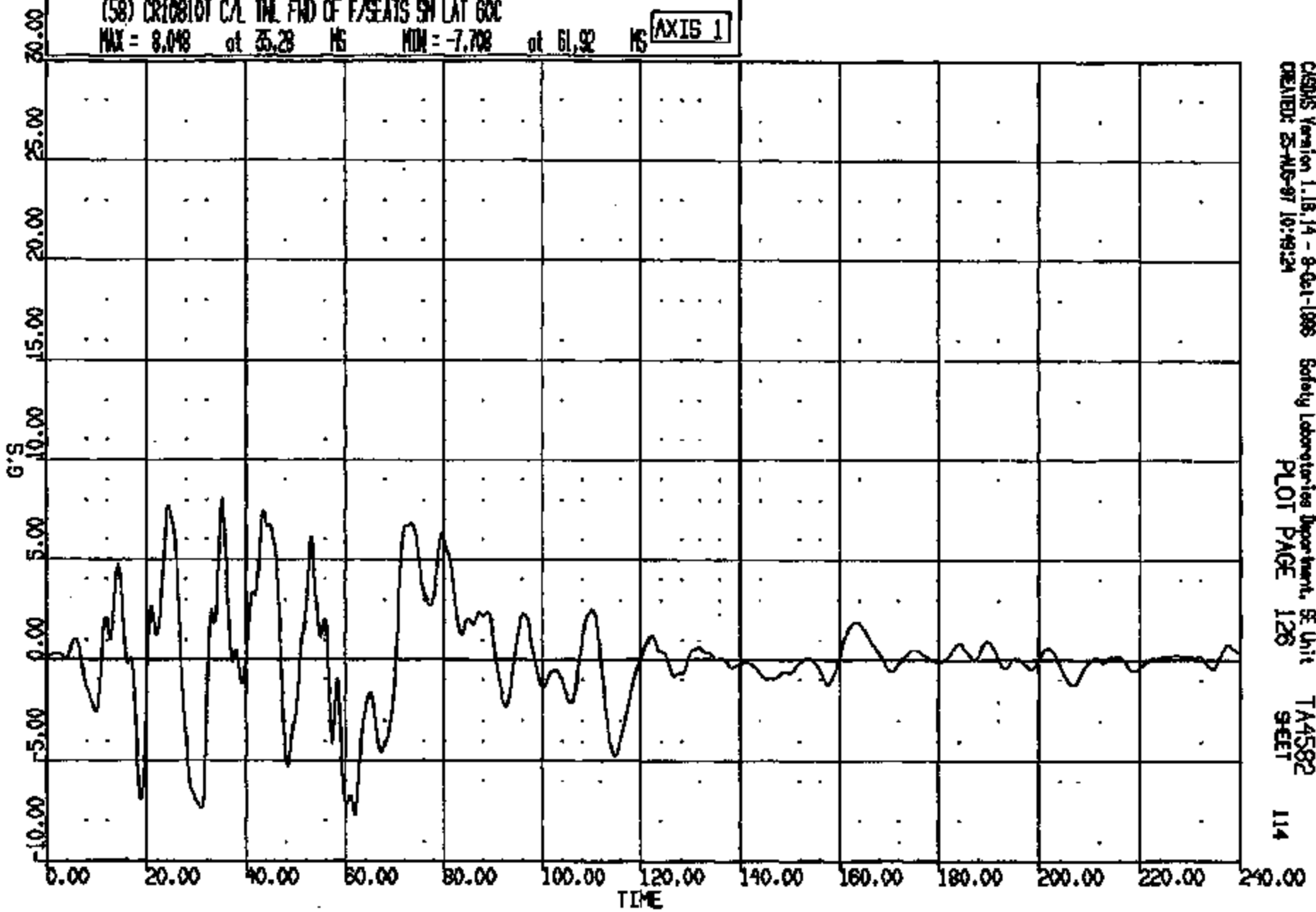
TA4582
SHEET

113

CRITS 0010810

CR R: 10810 TO: TA4582 DATE: 970825 10:04:08
189X DN-101

(58) CR108101 CAL THE FND OF F/SEATS SH LAT 60C
MAX = 8.048 at 35.28 MS MIN = -7.708 at 61.92 MS **AXIS 1**

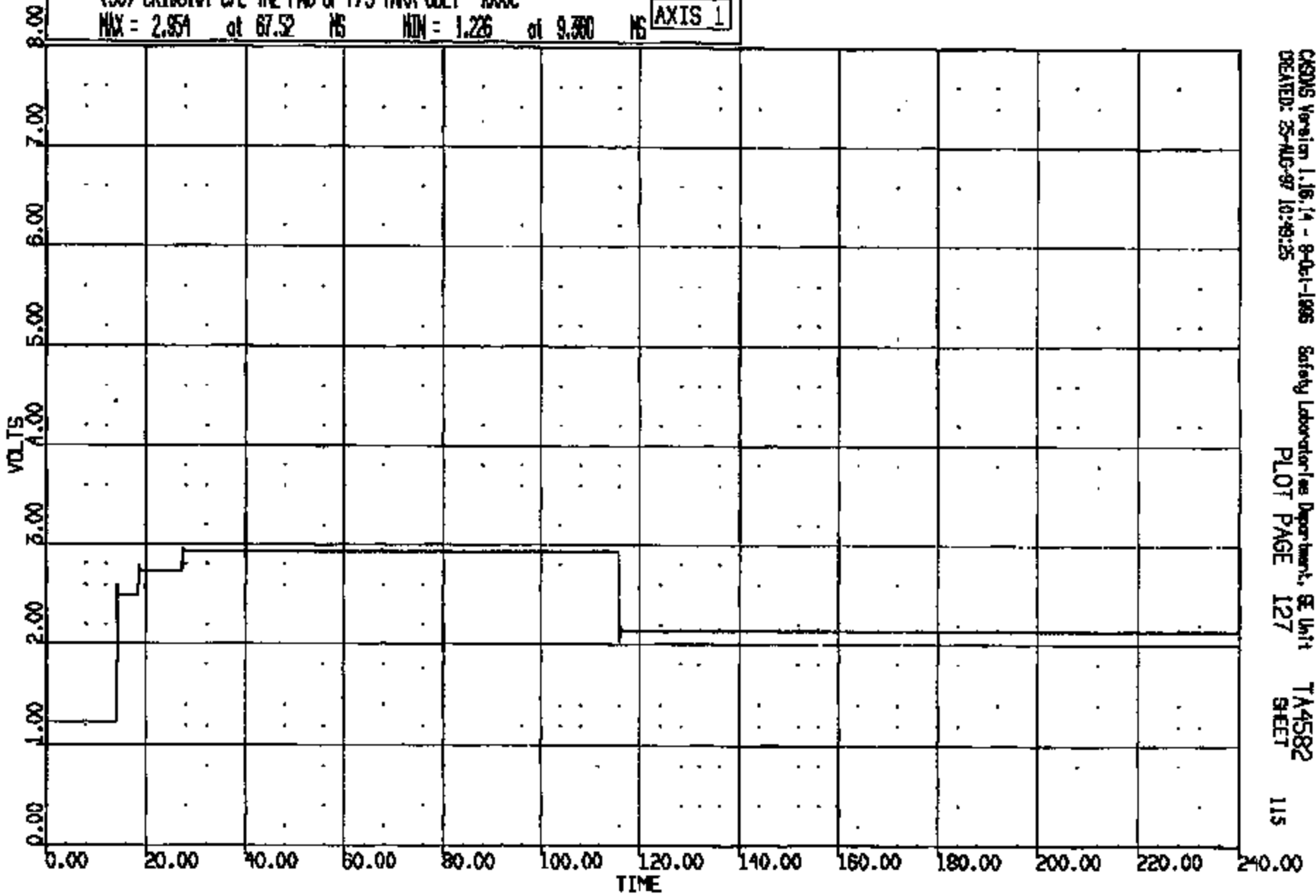


CASMS Version 1.18.14 - 8-Oct-1998 Safety Laboratories Department, SE Unit TA4582
CREATED: 25-AUG-97 10:49:24 PLOT PAGE 128 SHEET 114

CRTS 0010810

CR R: 10810 TO: TA4582 DATE: 870825 10:04:08
199X DN-101

(59) CR10810T C/L TML FWD OF F/S TAKA UBLT 4000C
MAX = 2.954 at 67.52 MS MIN = 1.226 at 9.300 MS **AXIS 1**

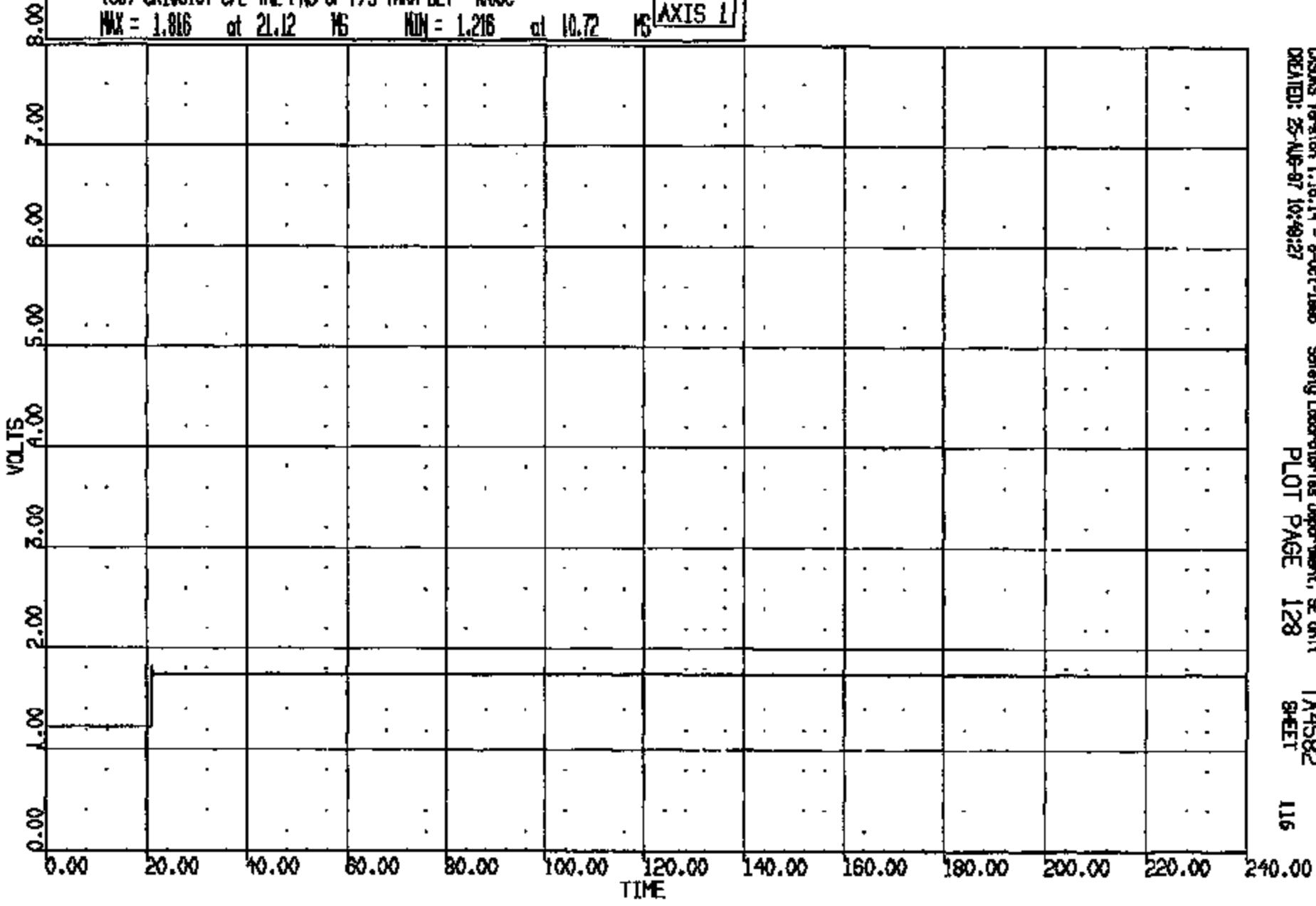


CRTS 0010810

CRS05 Version 1.16.14 - 8-01-1985 Safety Laboratories Department, GE Unit TA4582
CREATED: 25-AUG-87 10:49:25 PLOT PAGE 127 SHEET 115

CR R: 10810 TO: TA4582 DATE: 970826 10:04:08
199X DN-101

(60) CR10810T C/L TML FWD OF F/S TAKA BLT 4000C
MAX = 1.816 at 21.12 MS MIN = 1.216 at 10.72 MS **AXIS 1**

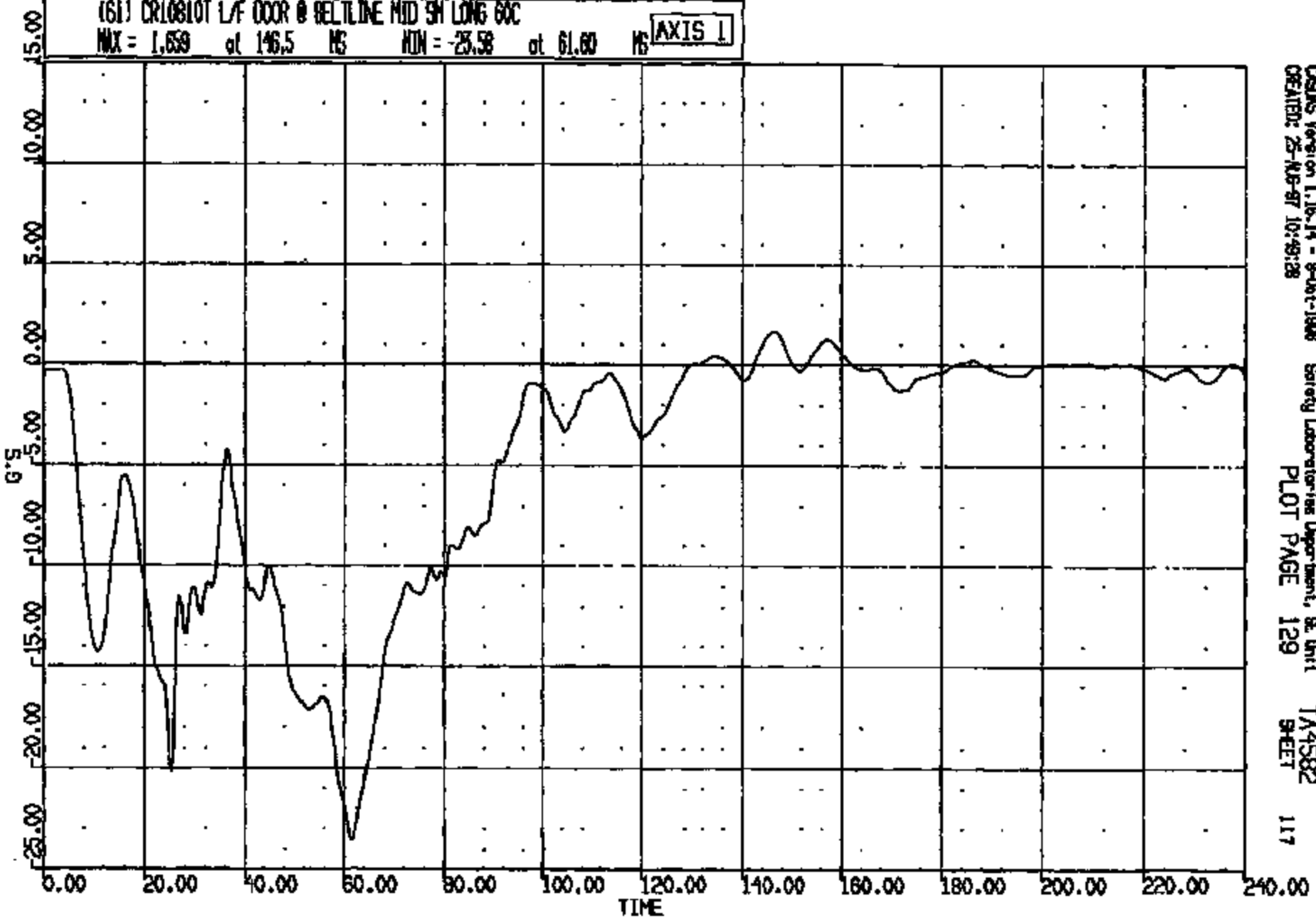


CRSINS Version 1.16.14 - 9-Oct-1998 Safety Laboratories Department, SE Unit
CREATED: 25-AUG-97 10:49:27
PLOT PAGE 128
TA4582 SHEET 116

CRTS 0010810

CR R: 10810 TO: TA4582 DATE: 870825 10:04:08
199X DN-101

(61) CR10810T L/F DOOR @ BELTLINE MID SH LONG 60C
MAX = 1.659 at 146.5 MS MIN = -23.58 at 61.60 MS **AXIS 1**

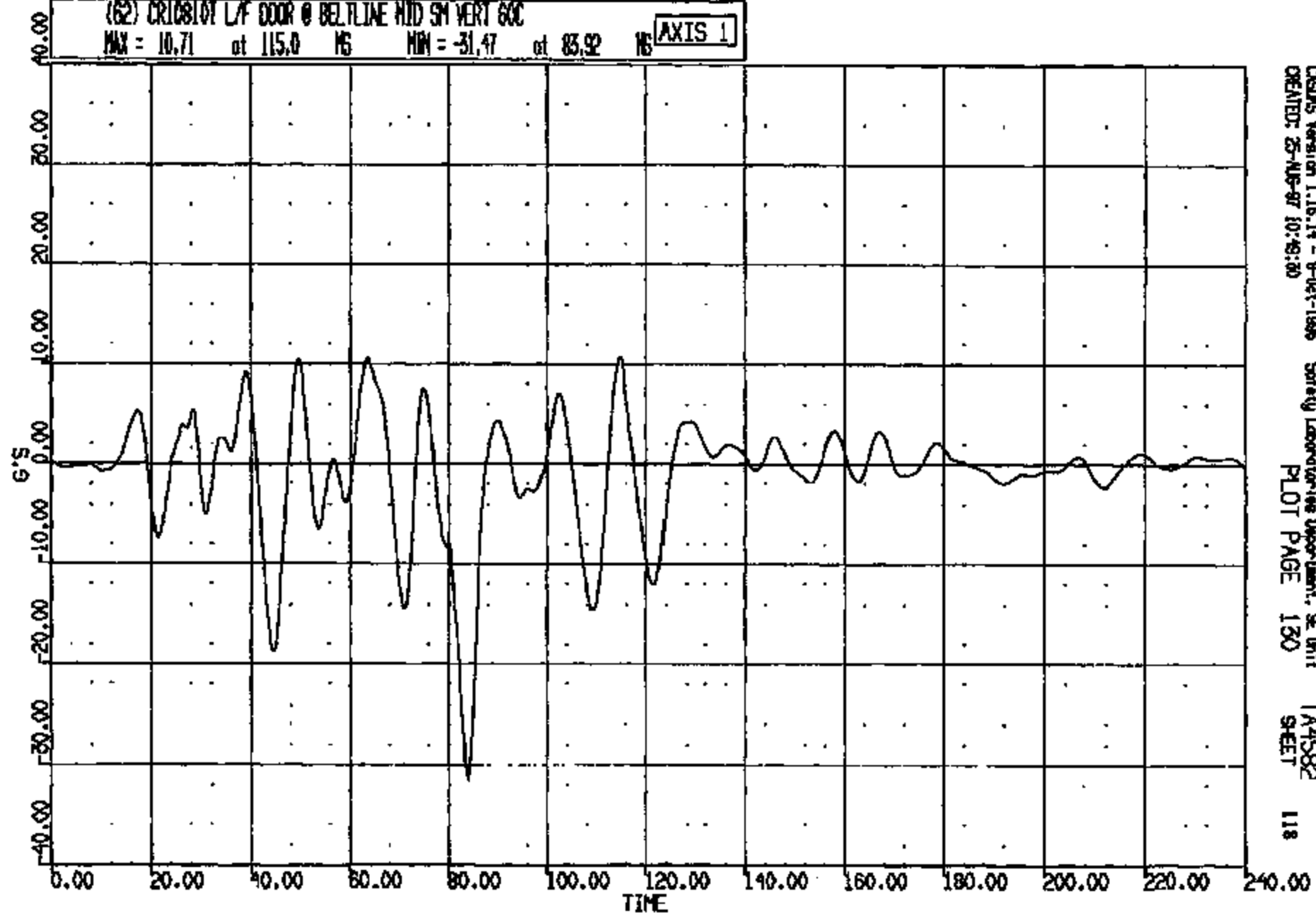


CRSUS Version 1.16.14 - 9-Oct-1988 Safety Laboratory Department, B. Unit TA4582
CREATED: 25-AUG-87 10:49:28 PLOT PAGE 129 SHEET 117

CRIS 0010810

CR #: 10810 TO: TA4582 DATE: 870825 10:04:08
100X DN-101

(62) CR108101 L/F DOOR @ BELTLINE MID SM VERT 60C
MAX = 10.71 at 115.0 MS MIN = -31.47 at 83.92 MS **AXIS 1**

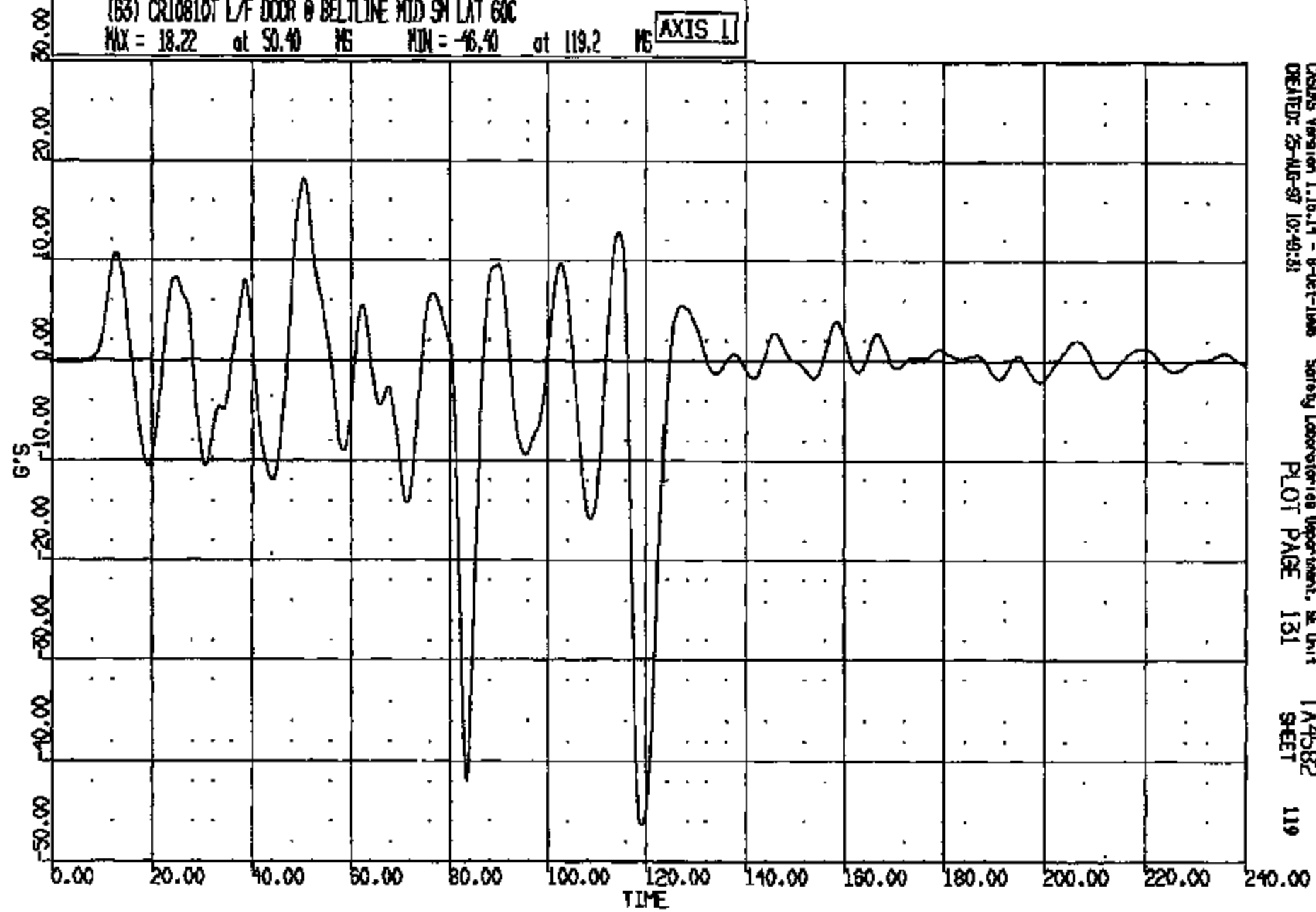


CRSIS Version 1.18.14 - 8-04-1988 Safety Laboratories Department, SE Unit
CREATED: 25-AUG-97 10:49:30 PLOT PAGE 130 TA4582 SHEET 118

CRTS 0010810

CR R: 10810 TO: TA4582 DATE: 870825 10:04:08
199X DN-101

(63) CR10810T L/F DOOR @ BELTLINE MID SH LAT 60C
MAX = 18.22 at 50.40 MS MIN = -46.40 at 119.2 MS **AXIS 1**

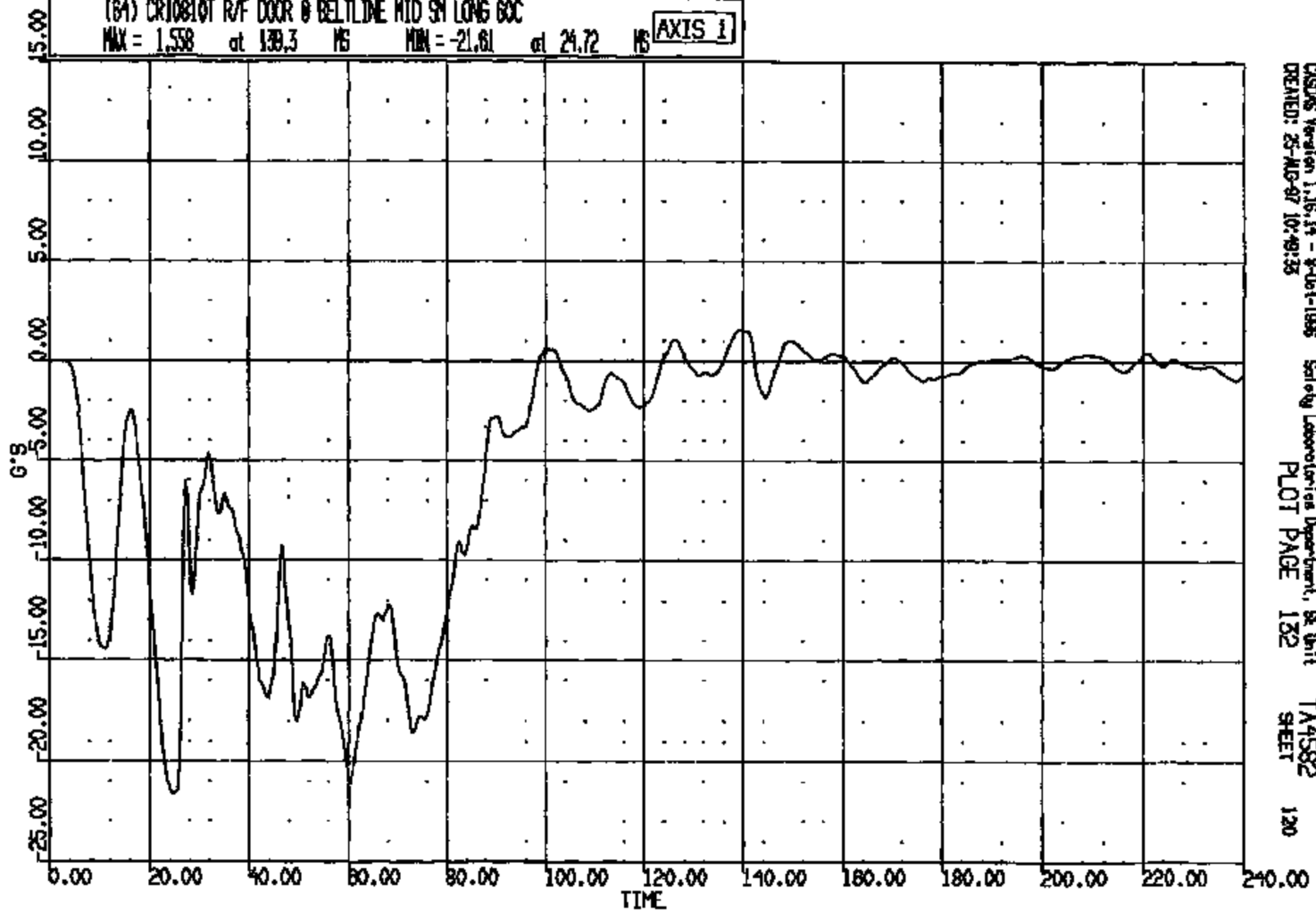


CRSING Version 1.16-14 - 8-Oct-1988 Safety Laboratories Department, SE Unit
CREATED: 25-AUG-87 10:49:31
PLOT PAGE 131
TA4582
SHEET 119

CRTS 0010810

CR R: 10810 TO: TA4582 DATE: 970825 10:04:08
189X DN-101

(84) CR10810T R/F DOOR @ BELTLINE MID SH LONG GOC
MAX = 1.538 at 139.3 MS MIN = -21.81 at 24.72 MS **AXIS 1**

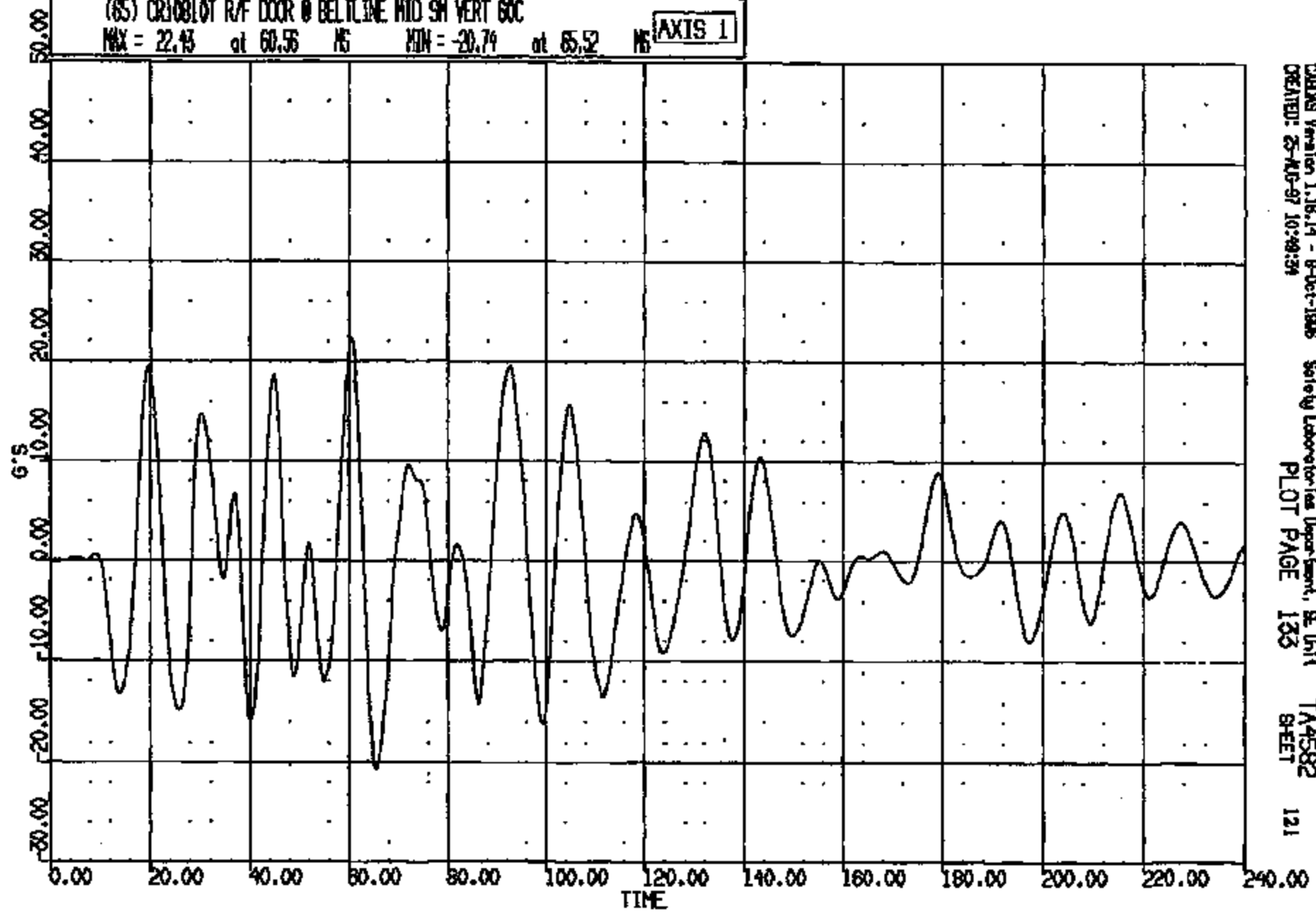


CASAS Version 1.16.14 - 9-04-1995 Safety Laboratories Department, SE Unit
CREATED: 25-AUG-97 10:49:35 PLOT PAGE 132 TA4582
120 SHEET

CRIS 0010810

CR R: 10810 TO: TA4582 DATE: 970825 10:04:08
199X DN-101

(85) CR10810T R/F DOOR @ BELTLINE MID SH VERT GOC
MAX = 22.43 at 60.56 NS MIN = -20.79 at 65.52 NS **AXIS 1**

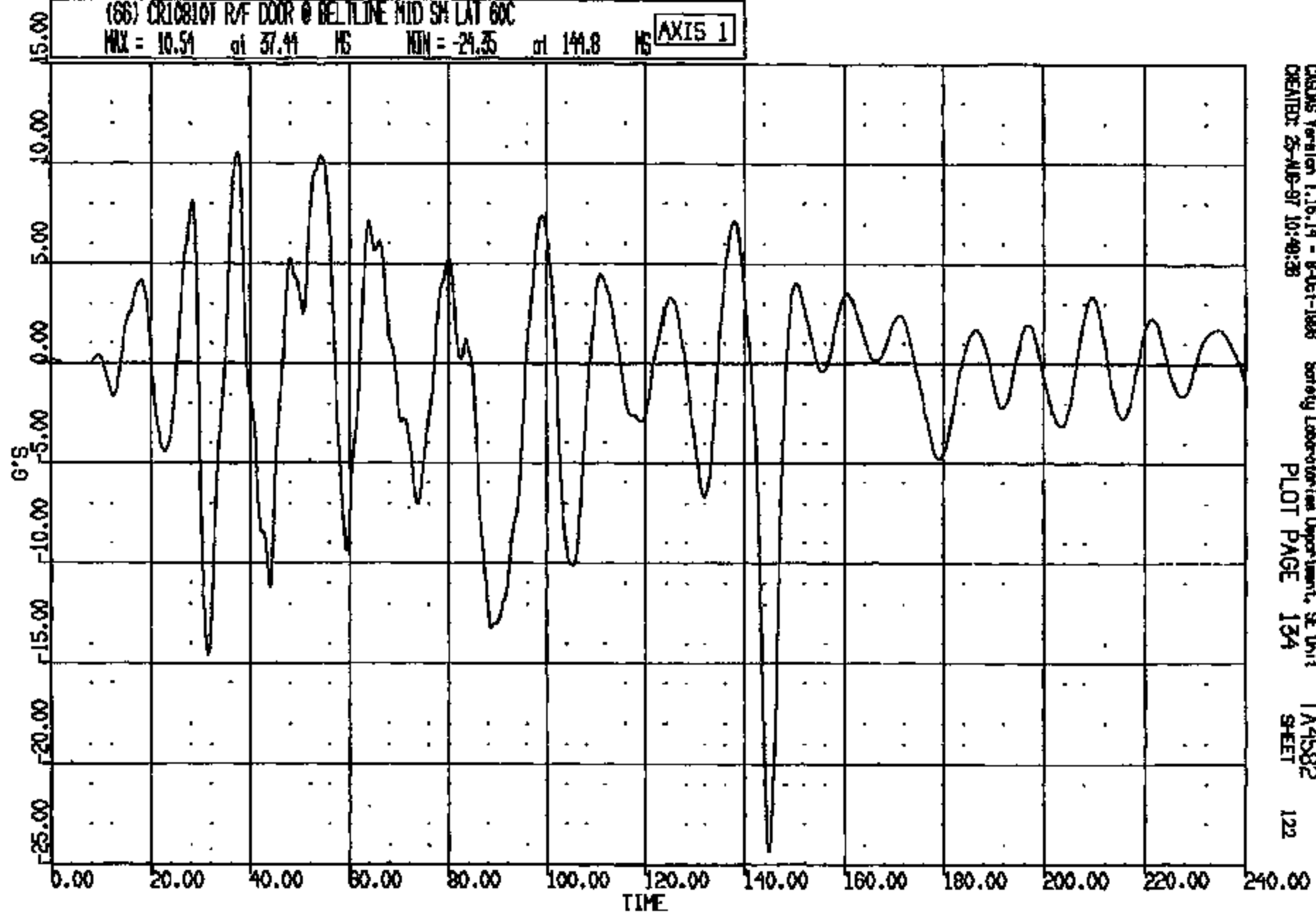


CADDS Version 1.18.14 - 8-Oct-1998 Safety Laboratories Department, SE Unit 1
CREATED: 25-AUG-97 10:49:24 PLOT PAGE 133 TA4582 SHEET 121

CRIS 0010810

CR R: 10810 TO: TA4582 DATE: 870825 10:04:08
100X DN-101

(86) CR10810T R/F DOOR @ BELTLINE MID SH LAT 60C
MAX = 10.51 at 37.44 MS MIN = -24.35 at 144.8 MS **AXIS 1**



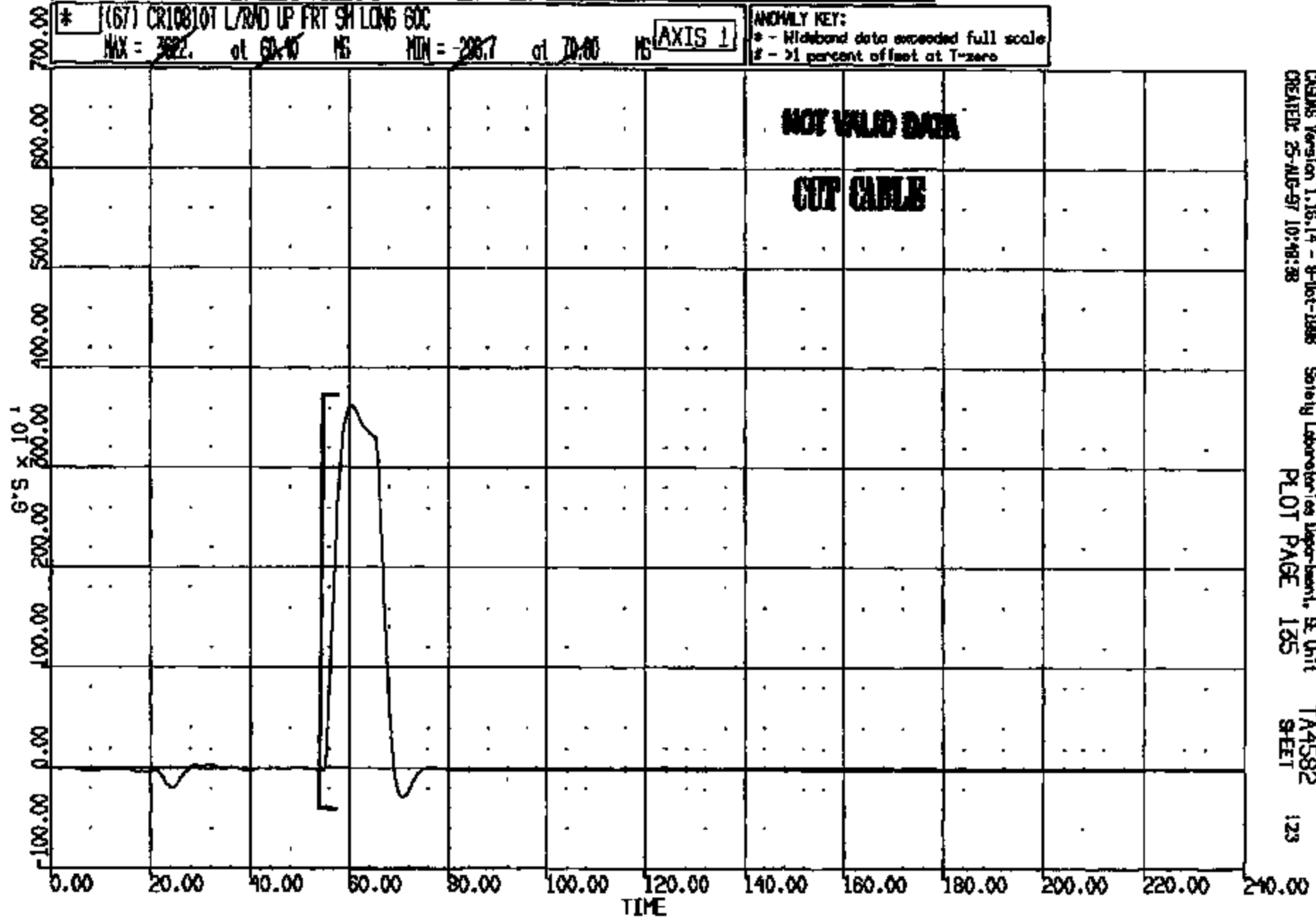
CADDS Version 1.16.14 - 8-Oct-1988 Safety Laboratory Department, SE Unit TA4582
CREATED: 25-AUG-87 10:49:28 PLOT PAGE 124 SHEET 122

CRIS 0010810

CR R: 10810 TO: TA4582 DATE: 870825 10:04:08
100X DN-101

* (67) CR10810T L/RND UP FRT SH LONG SOC
MAX = 302.2 at 60.40 NS MIN = -206.7 at 70.00 NS **AXIS 1**

ANOMALY KEY:
* - Wideband data exceeded full scale
- >1 percent offset at T=zero

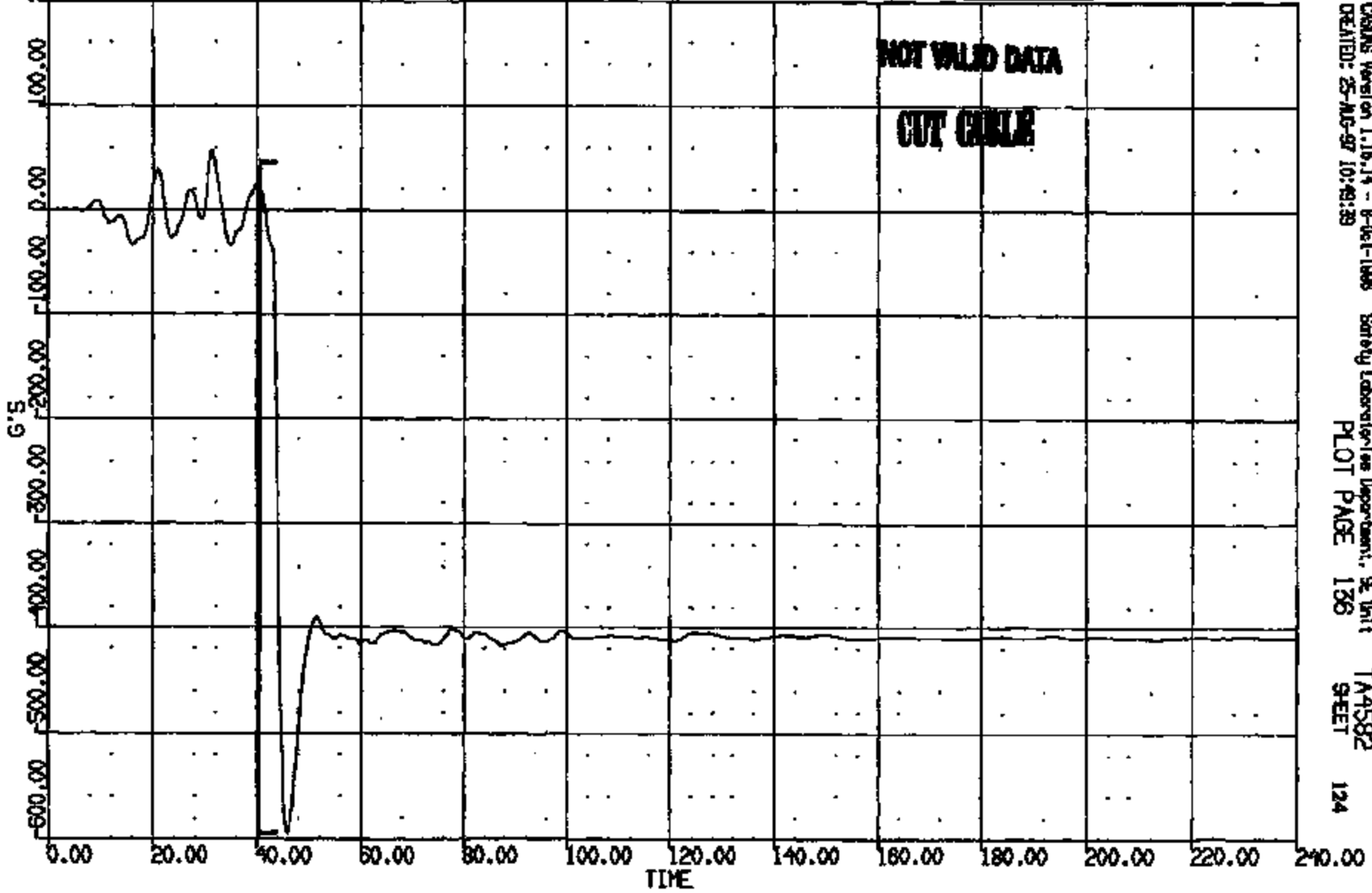


CASMS Version 1.16.14 - 8-Oct-1988 Safety Laboratories Department, SE Unit
CREATED: 25-AUG-87 10:48:38 PLOT PAGE 135 TA4582 SHEET 123

CRTS 0010810

CR R: 10810 TO: TA4582 DATE: 870825 10:04:08
189X DN-101

* (68) CR10010T L/RAD UP FRT SH VERT 60C
MAX = 57.24 at 31.28 MS MIN = ~~507.50~~ at ~~5.75~~ MS **AXIS 1**
ANOMALY KEY:
+ - Midband data exceeded full scale
- >| percent offset of T-zero



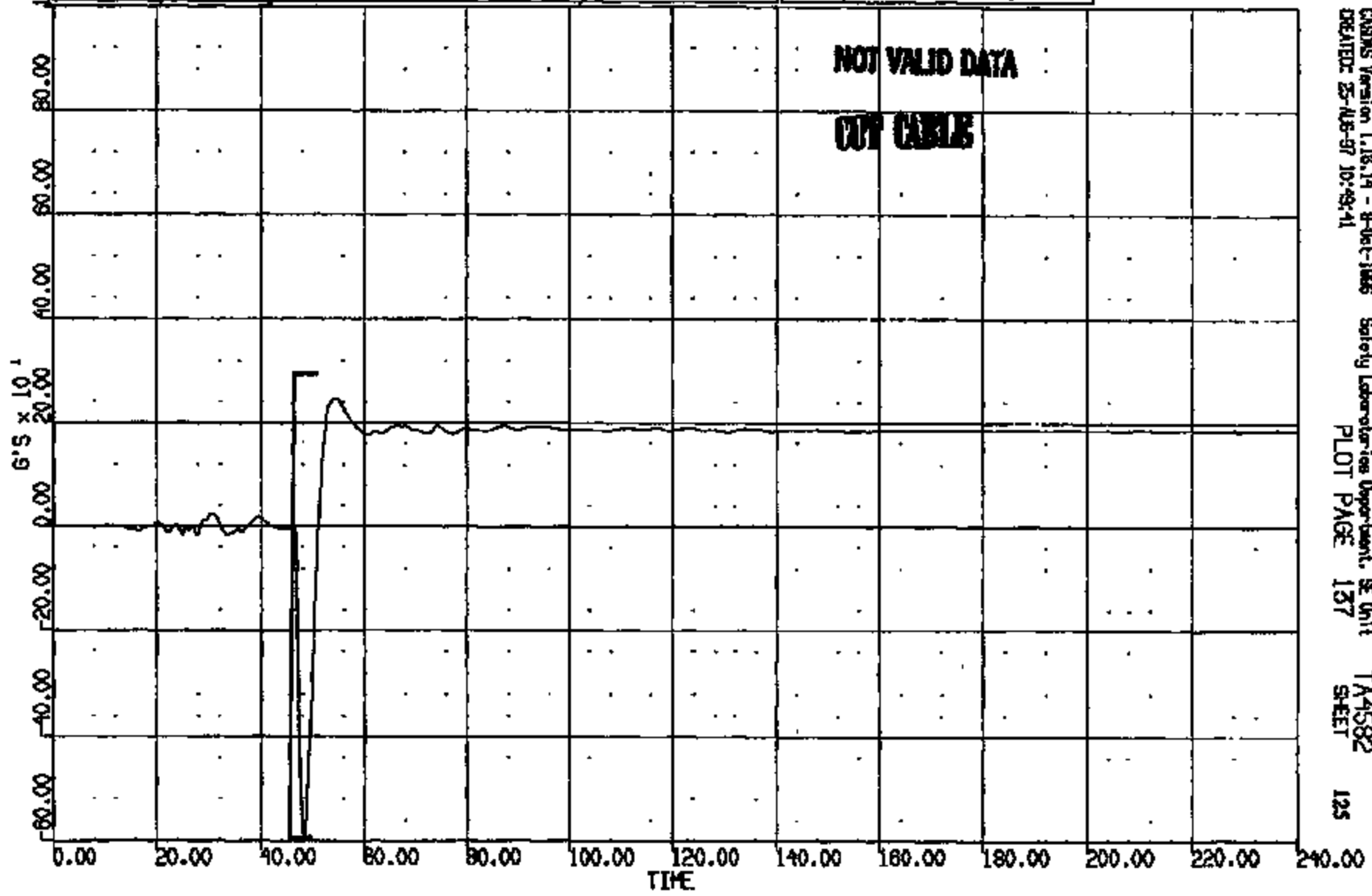
CRSING Version 1.15.14 - 8-04-1-1988 Safety Laboratories Department, GE Unit
CREATED: 25-AUG-87 10:49:39 PLOT PAGE 136 TA4582 SHEET 124

CRITS 0010810

CR #: 10810 TO: TA4582 DATE: 870825 10:04:08
189X DN-101

* (69) CR10010T L/RAD UP FRT SH LAT 60C
MAX = 245.7 at 54.16 16 MIN = -504.5 at 10.16 16 **AXIS 1**

ANOMALY KEY:
* - Midband data exceeded full scale
- >1 percent offset at 1-zero

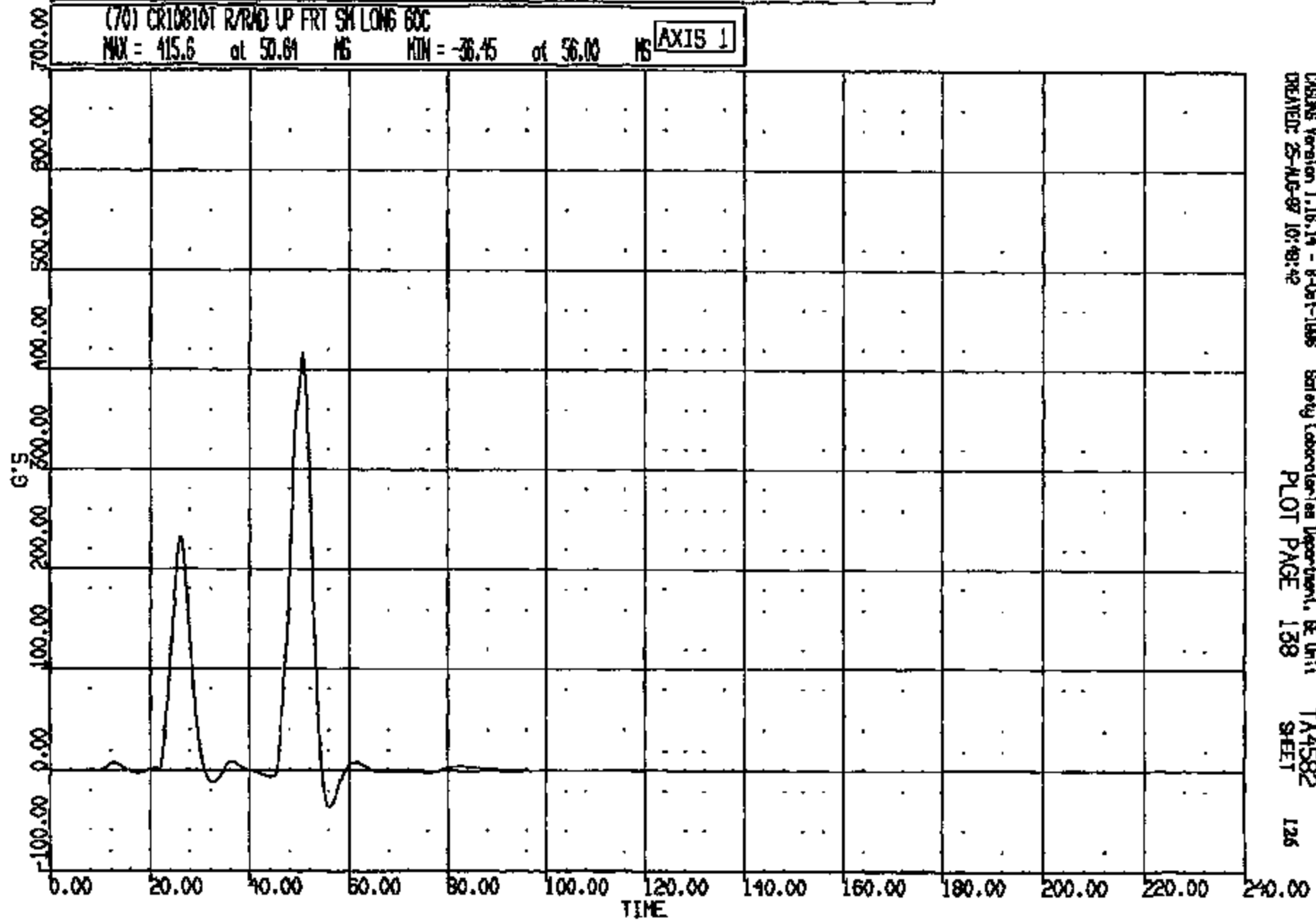


CASIMS Version 1.18.14 - 8-Oct-1988 Safety Laboratories Department, SE Unit TA4582
CREATED: 25-AUG-87 10:49:41 PLOT PAGE 137 SHEET 125

CRTS 0010810

CR R: 10810 TD: TA4582 DATE: 970823 10:04:08
109X DN-101

(70) CR10810T R/RAD UP FRT SH LONG 60C
MAX = 415.6 at 50.84 MS MIN = -36.45 at 56.00 MS **AXIS 1**



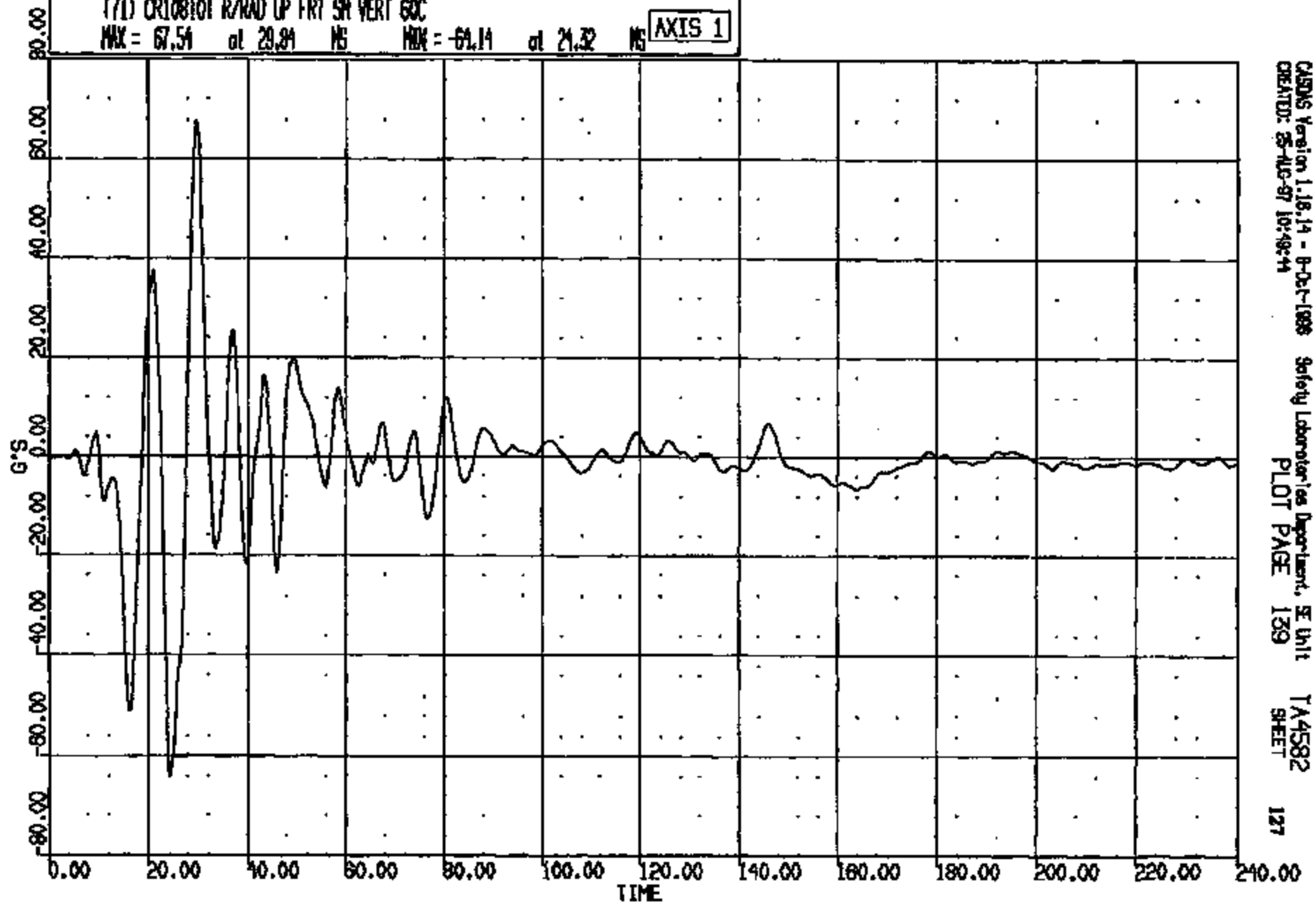
CRSING Version 1.16.14 - 8-Oct-1998 Safety Laboratories Department, BE Unit
CREATED: 25-AUG-97 10:49:42
PLOT PAGE 138
TA4582
SHEET 126

CRIS 0010810

CR#: 10810 TO: TA4582 DATE: 970825 10:04:08
199X DN-101

(71) CR10810T R/RAD LP FR7 SH VERT 60C
MAX = 67.54 at 29.84 MS MIN = -69.14 at 21.32 MS

AXIS 1



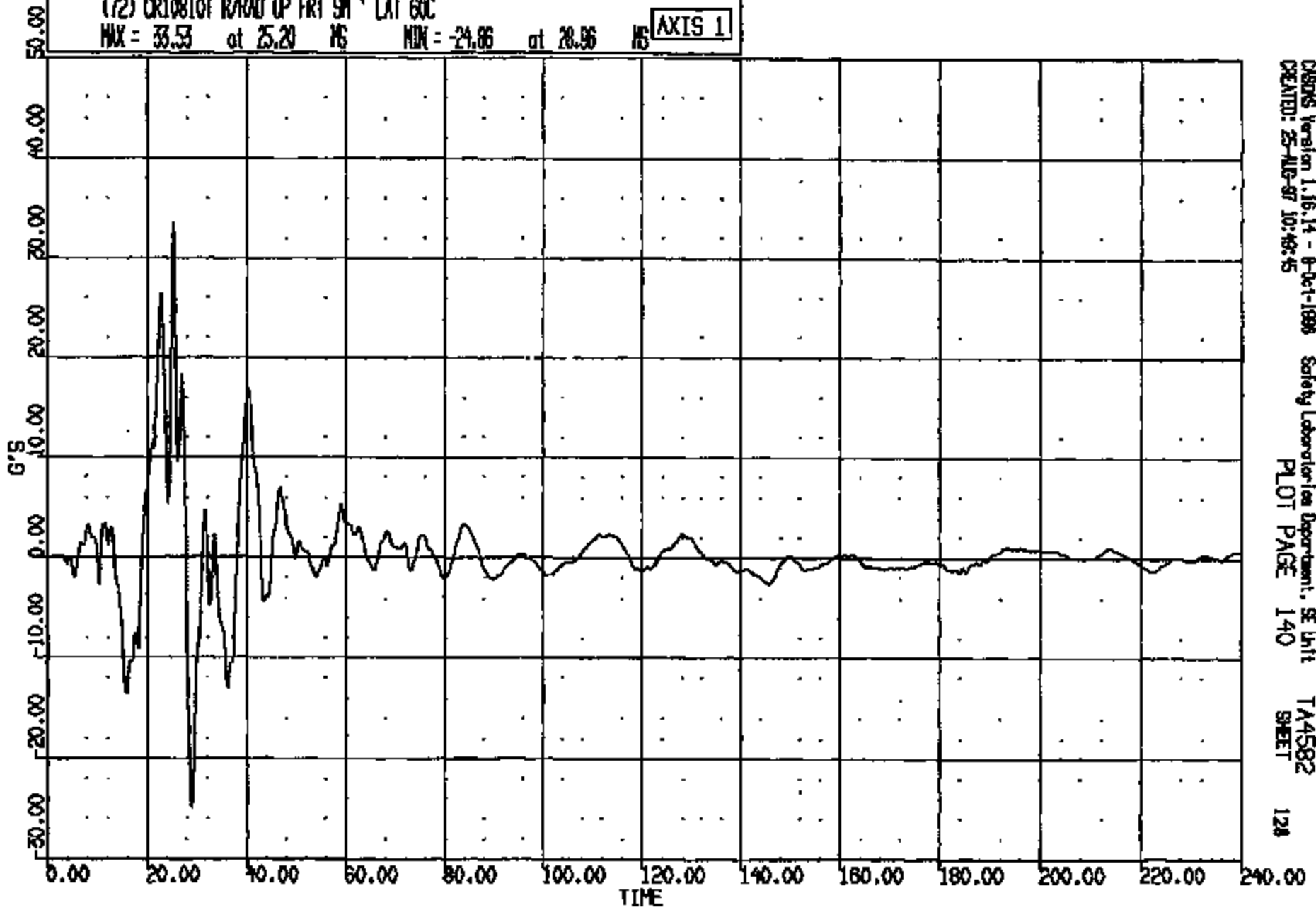
CASDS Version 1.16.14 - 8-Oct-1998 Safety Laboratories Department, SE Unit
CREATED: 25-AUG-97 10:49:44
PLOT PAGE 139 TA4582
SHEET 127

CRTS 0010810

CR R: 10810 TO: TA4582 DATE: 8Y0825 10:04:08
189X DN-101

(72) CR10810F R/RAD UP FRT SH * LAT 60C
MAX = 33.53 at 25.20 MS MIN = -24.86 at 28.96 MS

AXIS 1



CRS05 Version 1.16.14 - 8-Dec-1998
CREATED: 25-AUG-97 10:48:45

Safety Laboratories Department, SE Unit
PLOT PAGE 140

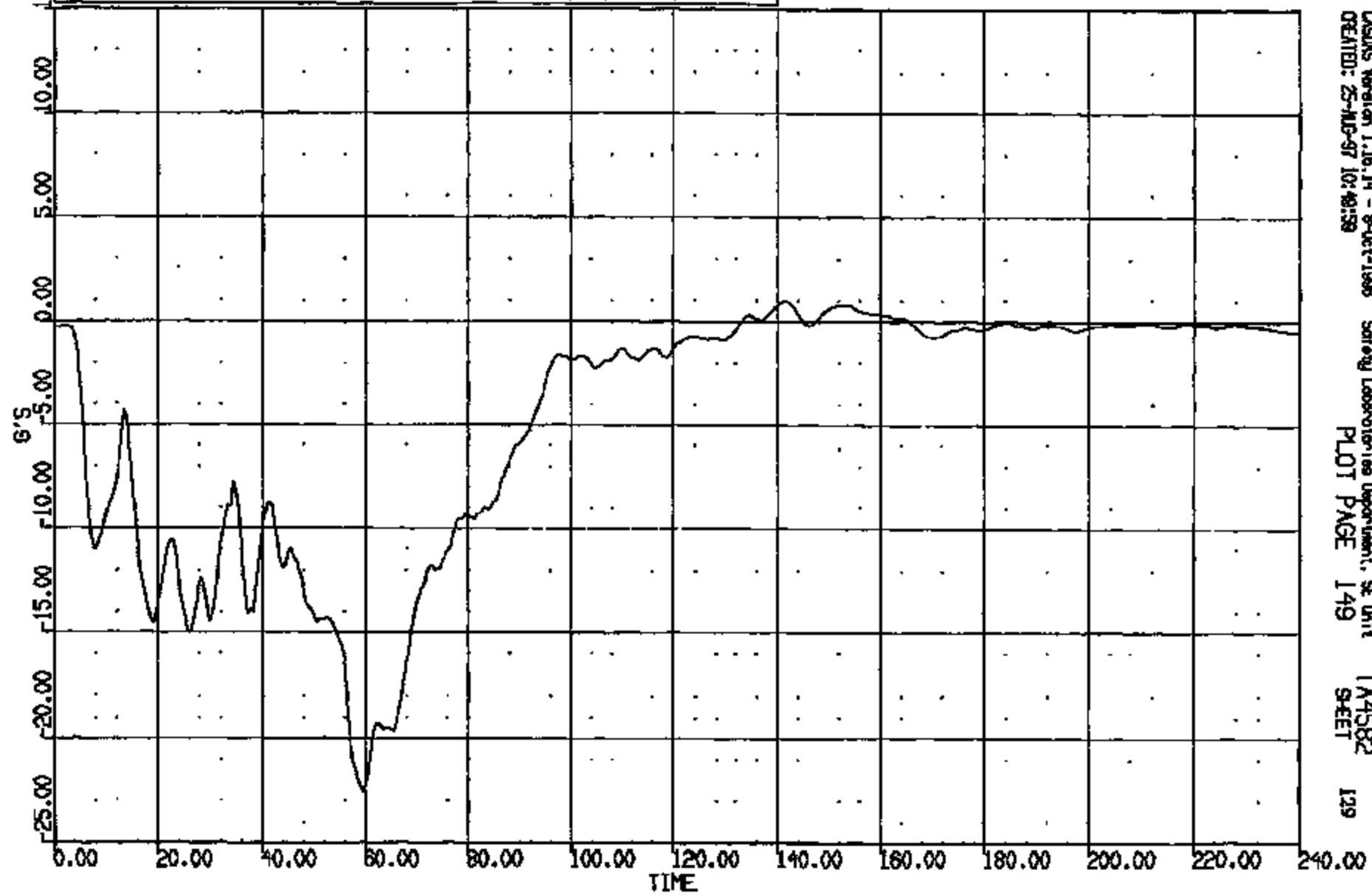
TA4582
SHEET

12A

CRIS 0010810

CR R: 10810 TO: TA4582 DATE: 870825 10:04:08
199X DN-101

(81) CRIBLOT /ROCKER @ B-PILLAR LONG GOC
MAX = 0.9719 at 141.8 MS MIN = -22.56 at 58.44 MS **AXIS 1**



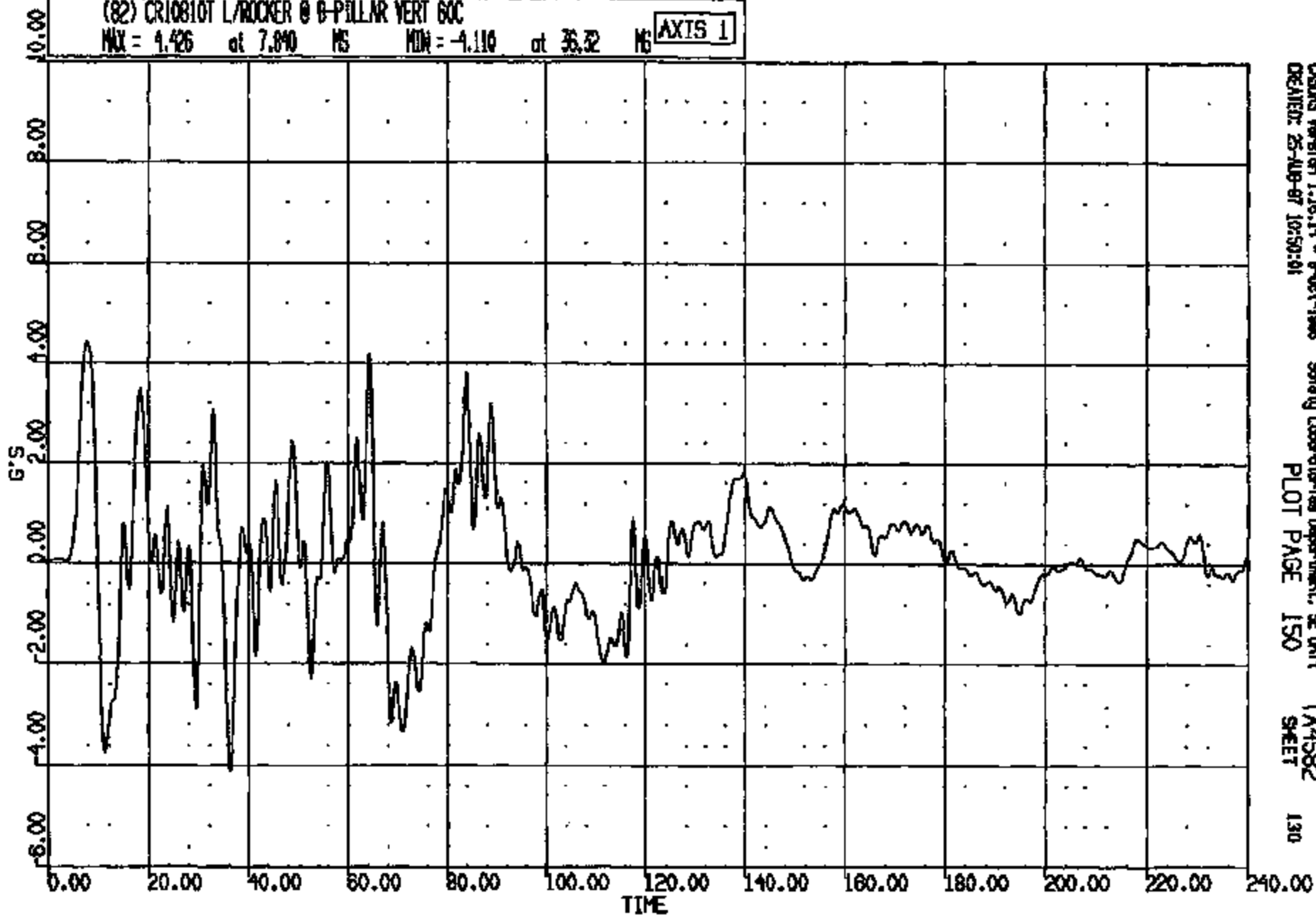
CRIBLOT Version 1.18.14 - 8-04-1988 Safety Laboratories Department, SE Unit
CREATED: 25-AUG-87 10:48:58 PLOT PAGE 149 TA4582
SHEET 129

CRITS 0010810

CR R: 10810 TO: TA4582 DATE: 870823 10:04:08
199X DN-101

(82) CR10810T L/ROCKER @ B-PILLAR VERT 60C

MAX = 4.426 at 7.840 MS MIN = -4.110 at 35.32 MS AXIS 1



CADDS Version 1.16.14 - B-04-1-1985
CREATED: 25-AUG-87 10:50:41

Safety Laboratories Department, SE Unit
PLOT PAGE 150

TA4582
SHEET

130

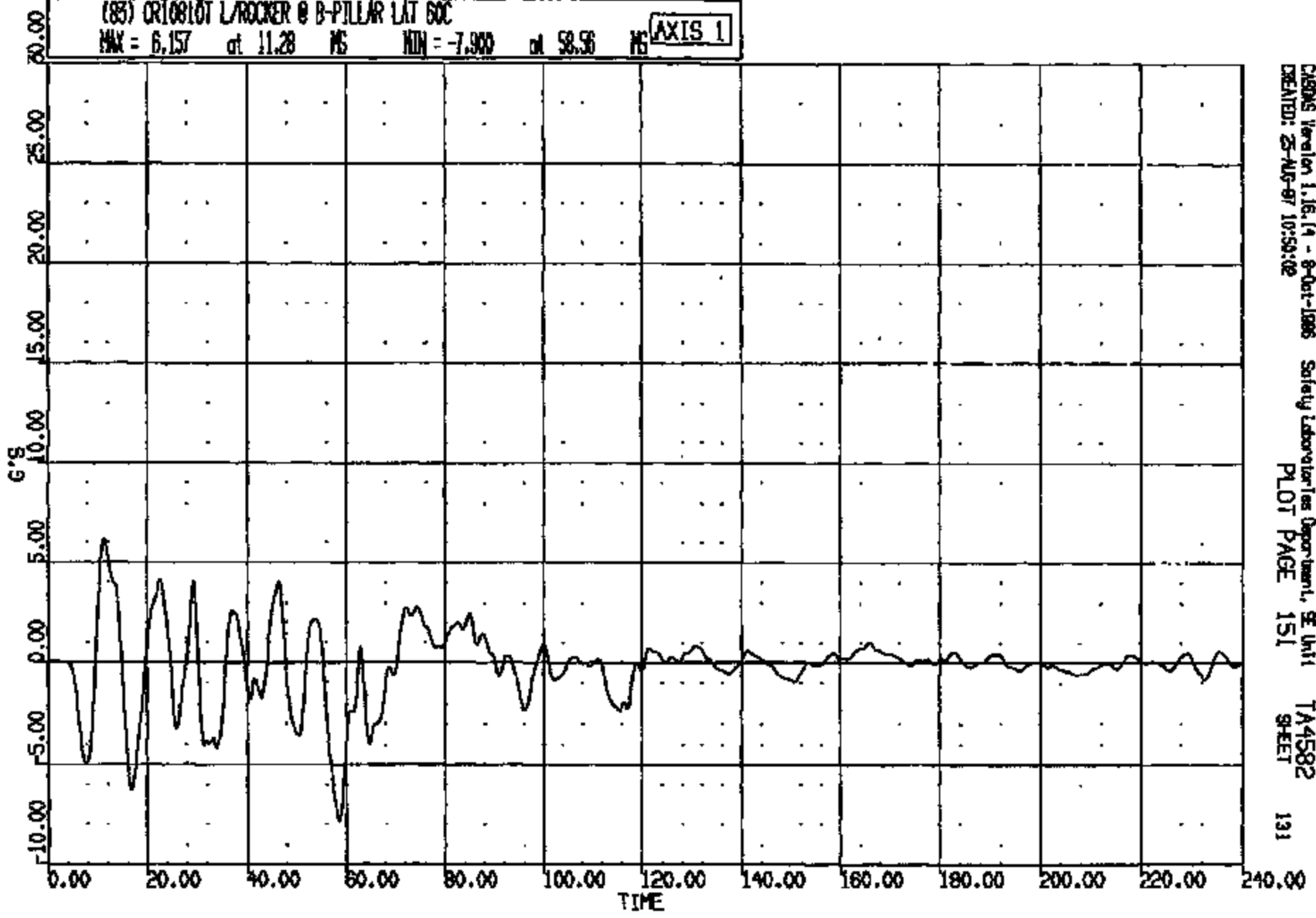
CRIS 0010810

CR R: 10810 TO: TA4582 DATE: 070825 10:04:08
199X DN-101

(83) CR10810T L/ROCKER @ B-PILLAR LAT 60C

MAX = 6.157 at 11.28 MS MIN = -7.900 at 58.56 MS

AXIS 1

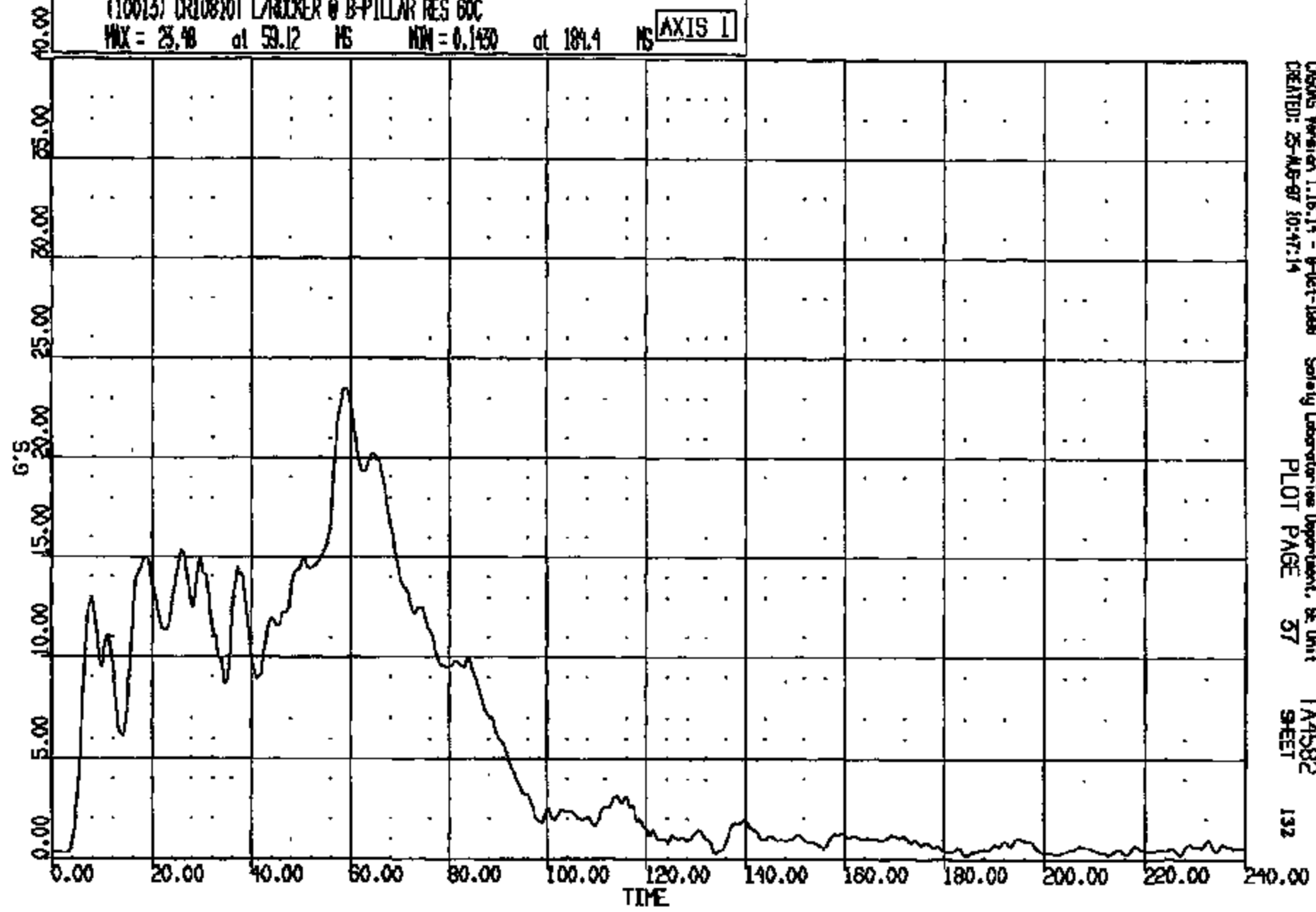


CRS Version 1.16.14 - 8-Oct-1988 Safety Laboratories Department, SE Unit TA4582
CREATED: 25-AUG-97 10:50:02 PLOT PAGE 151 SHEET 131

CRITS 0010810

CR R: 10810 TO: TA4582 DATE: 870825 10:04:08
189X DN-101

(10013) CR10830T L/ROCKER @ B-PILLAR RES 60C
MAX = 23.98 at 59.12 MS MIN = 0.1430 at 184.4 MS **AXIS 1**



CRS015 Version 1.16.14 - 8-Oct-1988 Safety Laboratories Department, SE Unit TA4582
CREATED: 25-AUG-87 10:47:14 PLOT PAGE 57 SHEET 132

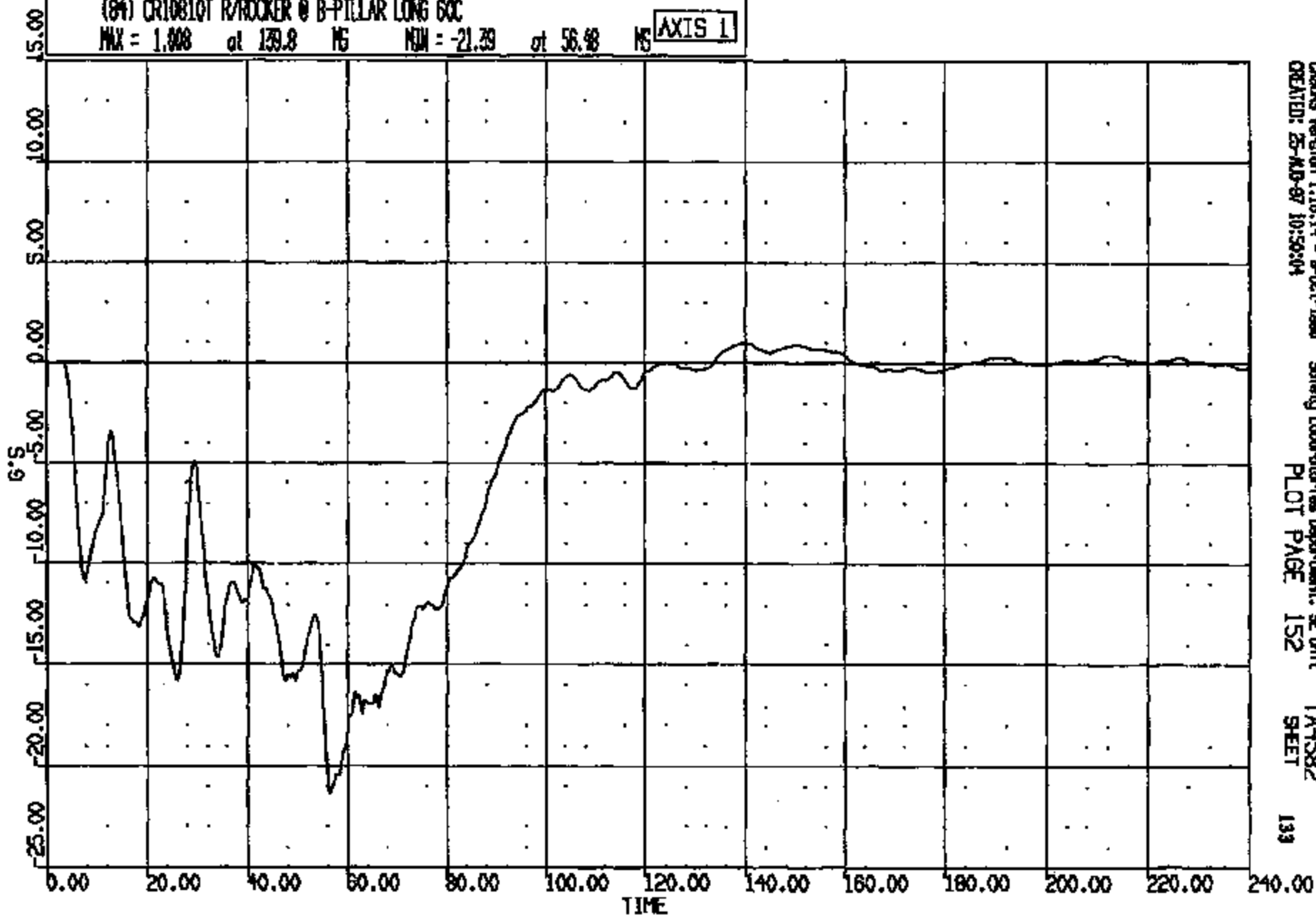
CRIS 0010810

CR R# 10810 TO: TA4582 DATE: 970825 10:04:08
189X DN-101

(84) CR10810T R/ROCKER @ B-PILLAR LONG 60C

MAX = 1.008 at 139.8 MS MIN = -21.39 at 56.98 MS

AXIS 1



CRSNG Version 1.16.14 - 8-Oct-1998
CREATED: 25-MAR-97 10:50:04

Safety Laboratories Department, SE Unit

PLOT PAGE 152

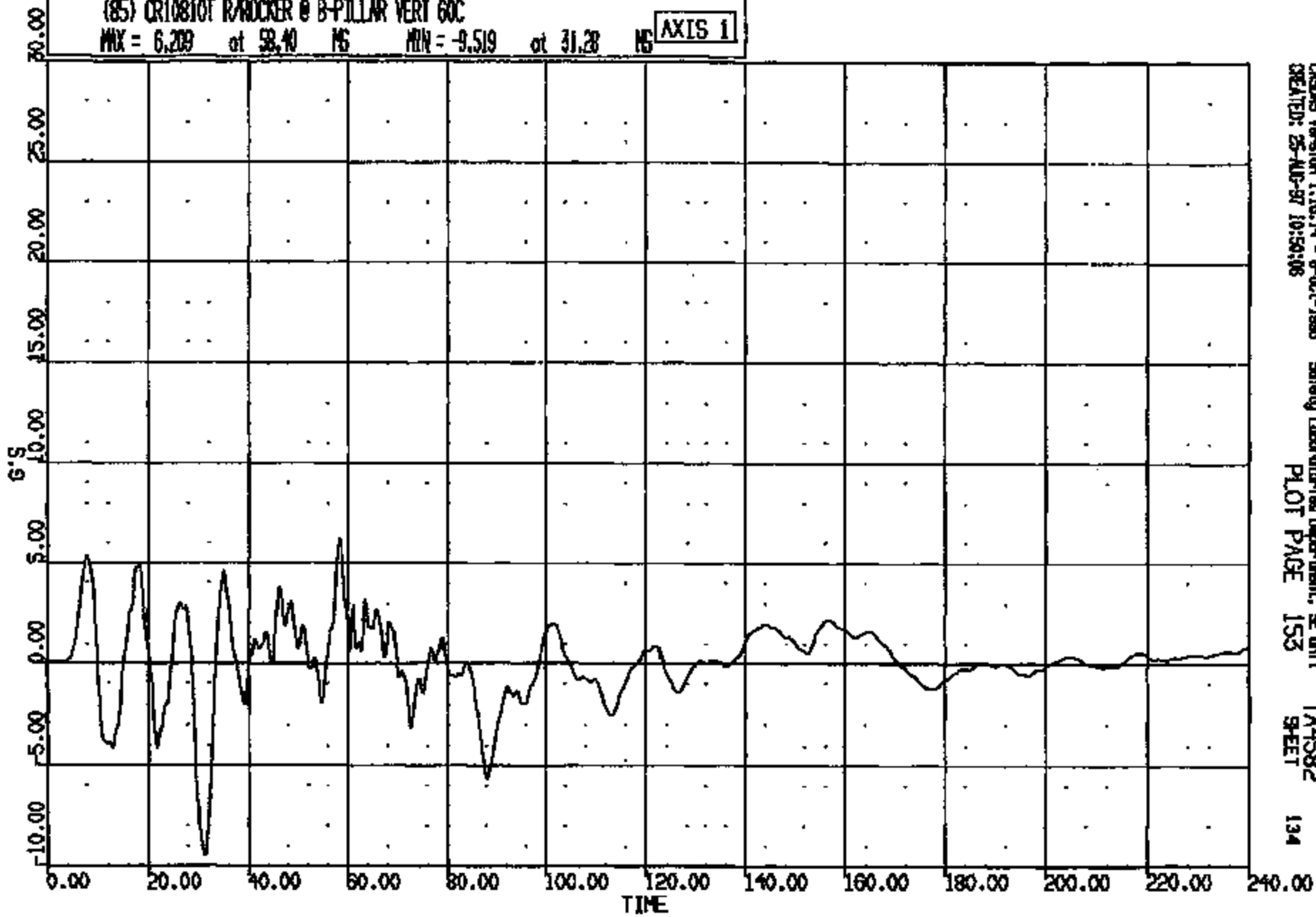
TA4582
SHEET

133

CRIS 0010810

CR R: 10810 TO: TA4582 DATE: 970828 10:04:08
199X DN-101

(85) CR10810T RANCKER @ B-PILLAR VERT GOC
MAX = 6.209 at 58.40 MS MIN = -9.519 at 31.28 MS **AXIS 1**

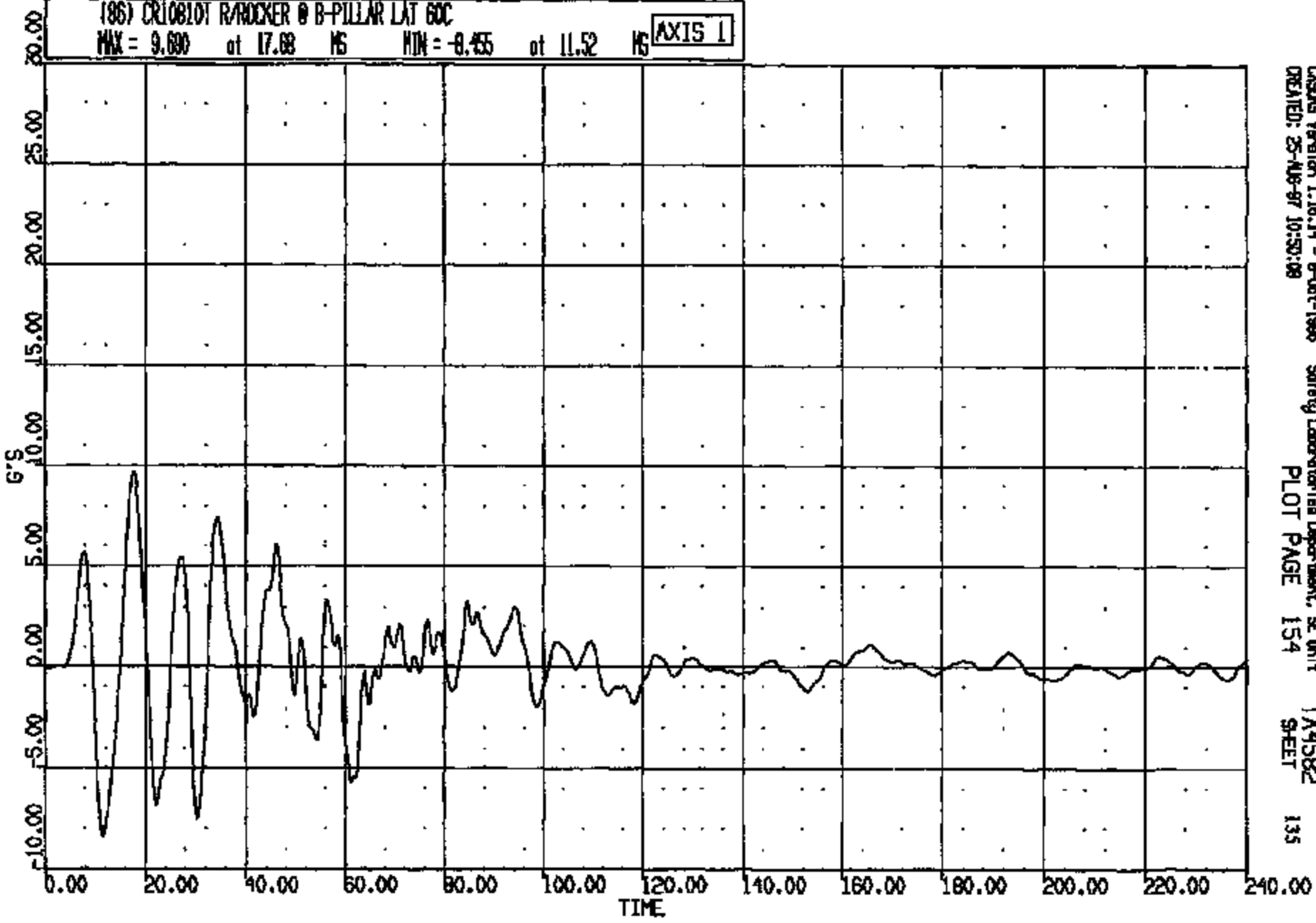


CASMS Version 1.16.14 - 8-Oct-1998 Safety Laboratories Department, SE Unit
CREATED: 25-AUG-97 10:50:06
PLOT PAGE 153
TA4582
SHEET 134

CRTS 0010810

CR R: 10810 TO: TA4582 DATE: 870825 10:04:08
199X DN-101

195) CR10810T R/ROCKER @ B-PILLAR LAT 60C
MAX = 9.690 at 17.08 MS MIN = -8.455 at 11.52 MS **AXIS 1**



CRS205 Version 1.16.14 - 8-Oct-1998 Safety Laboratory/Ina Department, SE Unit TA4582
CREATED: 25-AUG-97 10:50:08 PLOT PAGE 154 SHEET 135

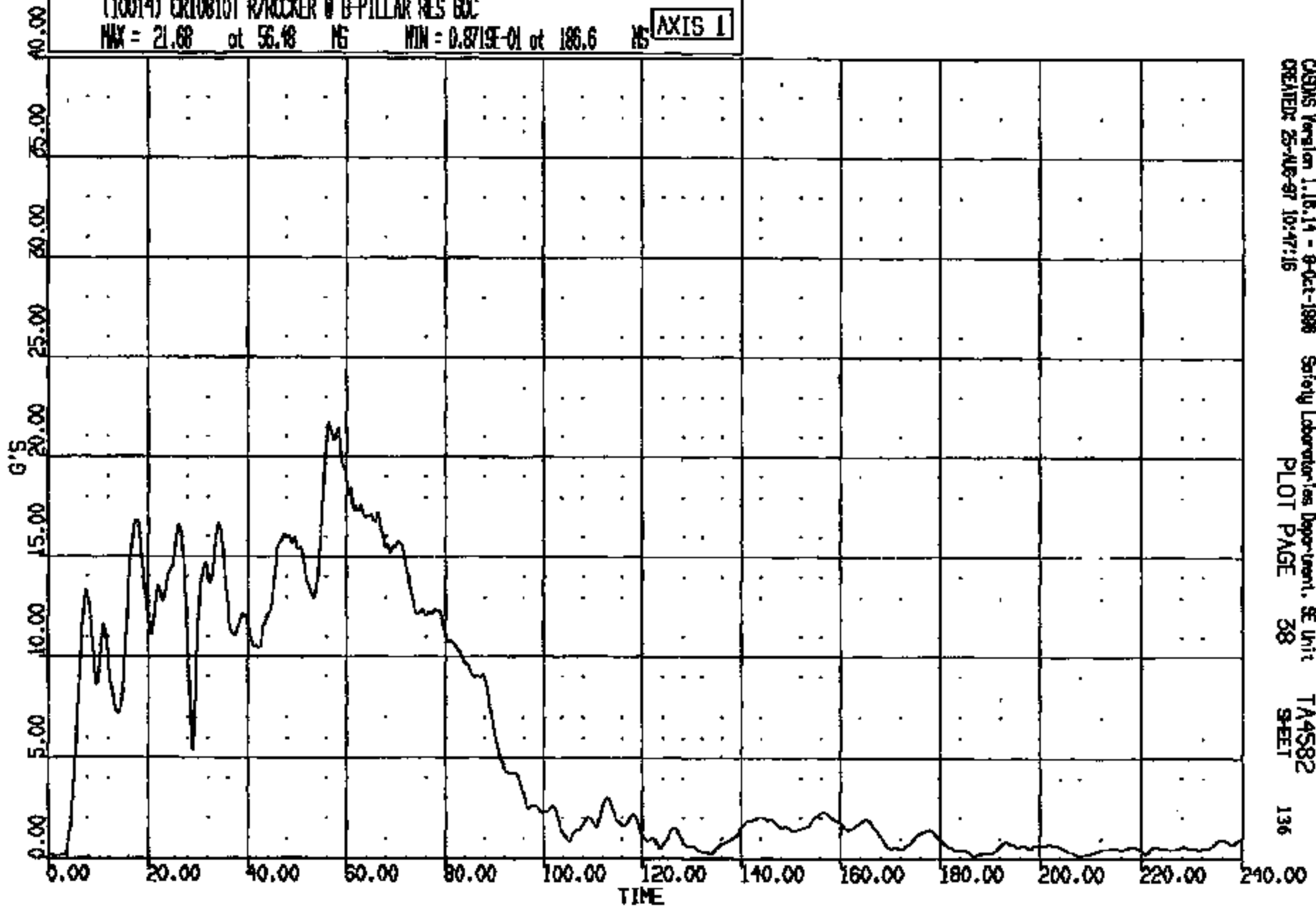
CRIS 0010810

CR R: 10810 TO: TA4582 DATE: 970825 10:04:08
199X DN-101

(10014) CR10010T R/ROCKER @ B-PILLAR RES GDC

MAX = 21.68 at 56.48 MS MIN = 0.8719E-01 at 186.6 MS

AXIS 1



CRS05 Version 1.10.14 - 9-Oct-1998
CREATED: 25-AUG-97 10:47:16
Society Laboratories Department, SE Unit
PLOT PAGE 38
TA4582
SHEET 136

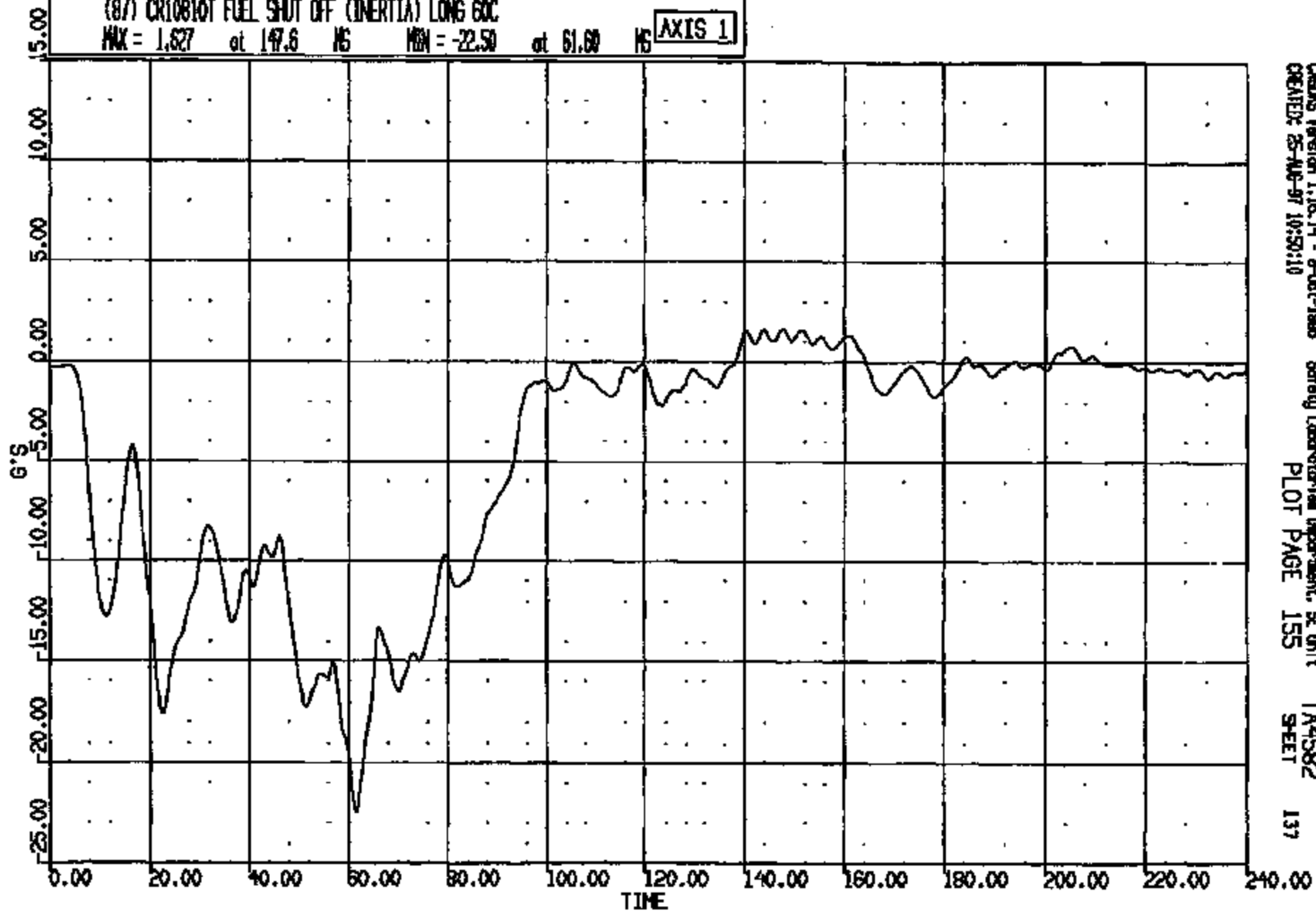
CRTS 0010810

CR: 10810 TO: TA4582 DATE: 870825 10:04:08
100X 07-101

(87) CR108101 FUEL SHUT OFF (INERTIA) LONG 600

MAX = 1.827 at 147.6 HS MIN = -22.50 at 61.00 HS

AXIS 1



CRS Version 1.18.14 - 8-Oct-1988
CREATED: 85-AUG-87 10:50:10

Safety Laboratory Department, SE Unit
PLOT PAGE 155

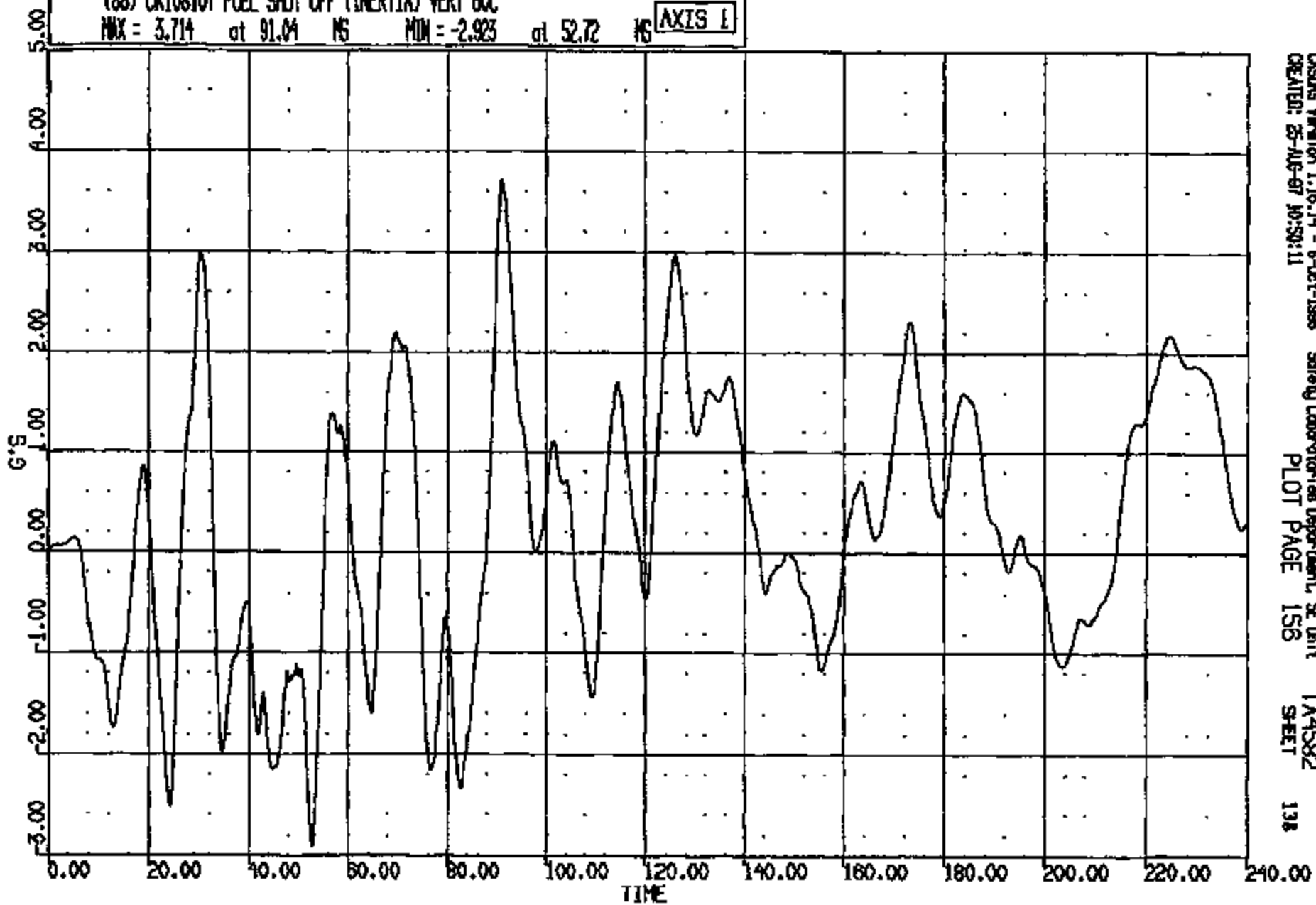
TA4582
SHEET

137

CRIS 0010810

CR R: 10810 TO: TA4592 DATE: 870825 10:04:08
199X DN-1101

(88) CR10810T FUEL SHUT OFF (INERTIA) VERT GOC
MAX = 3.714 at 91.04 MS MIN = -2.923 at 52.72 MS **AXIS 1**

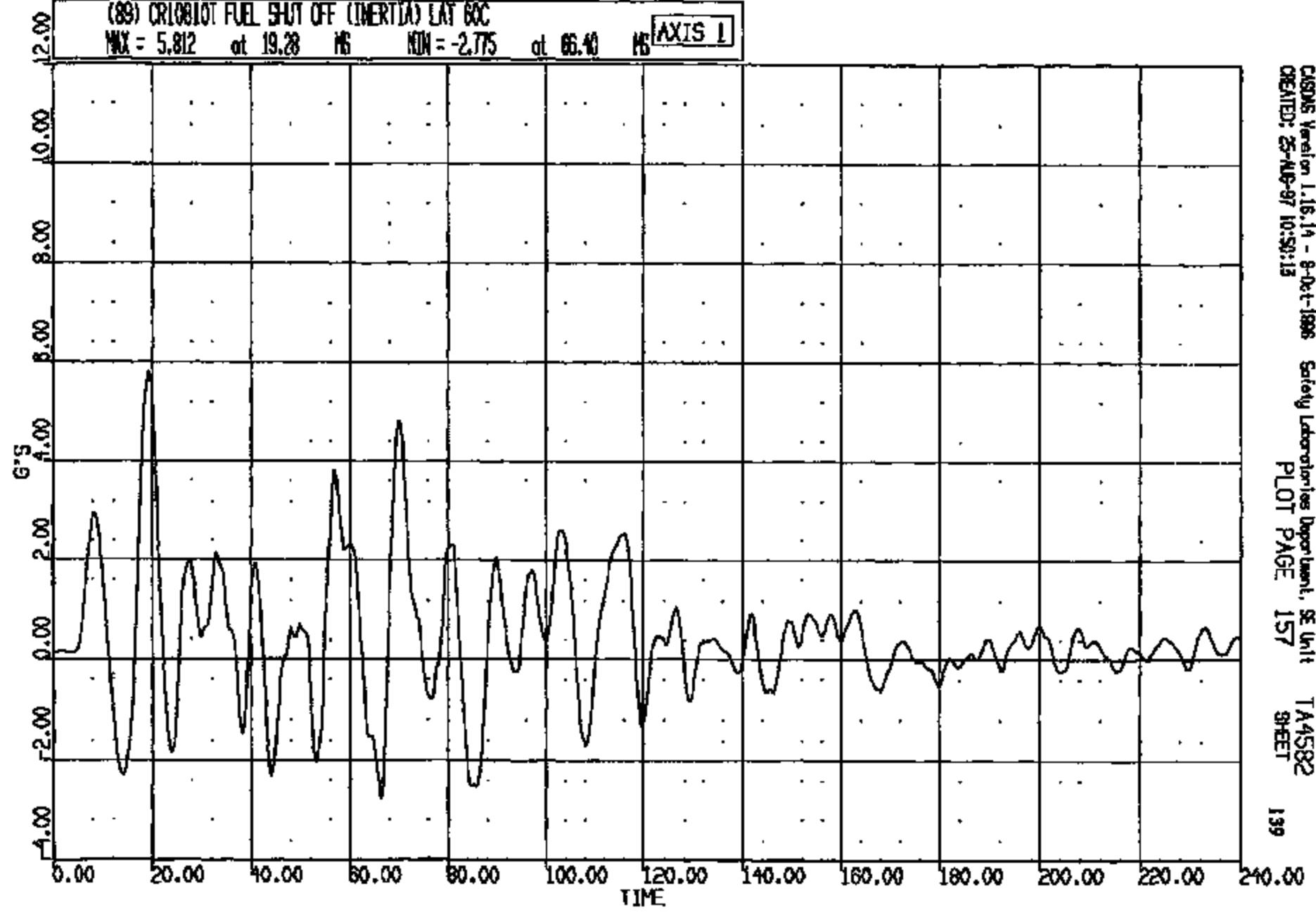


CRS045 Version 1.16.14 - 8-Oct-1988 Safety Laboratories Department, SE Unit
CREATED: 25-AUG-87 10:50:11 PLOT PAGE 156 TA4592 SHEET 138

CRTS 0010810

CR R: 10810 TO: TA4582 DATE: 870825 10:04:08
198X DN-101

(89) CR10010T FUEL SHUT OFF (INERTIA) LAT 60C
MAX = 5.812 at 19.28 MS MIN = -2.775 at 66.40 MS **AXIS 1**



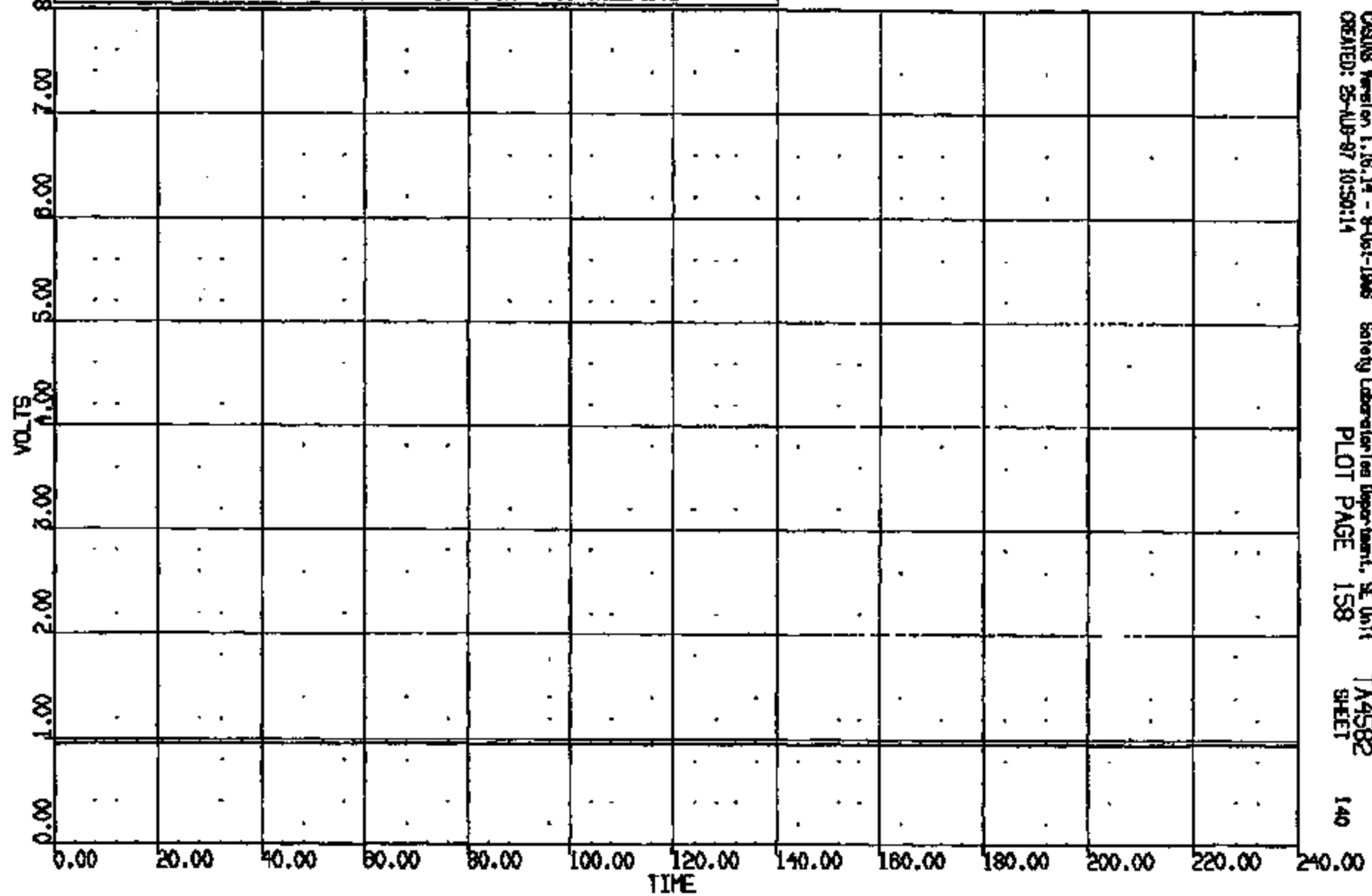
CRSDS Version 1.16.14 - 8-Oct-1986 Safety Laboratories Department, SE Unit TA4582
CREATED: 25-AUG-97 10:50:13 PLOT PAGE 157 SHEET 139

CRTS 0010810

CR R: 10810 TO: TA4582 DATE: 870925 10:04:08
189X DN-101

(90) CR10810T FUEL SHUT OFF (INERTIA) SW 400C
MAX = 0.9570 at -.7629E-05 MS MIN = 0.9570 at -.7629E-05 MS

AXIS 1

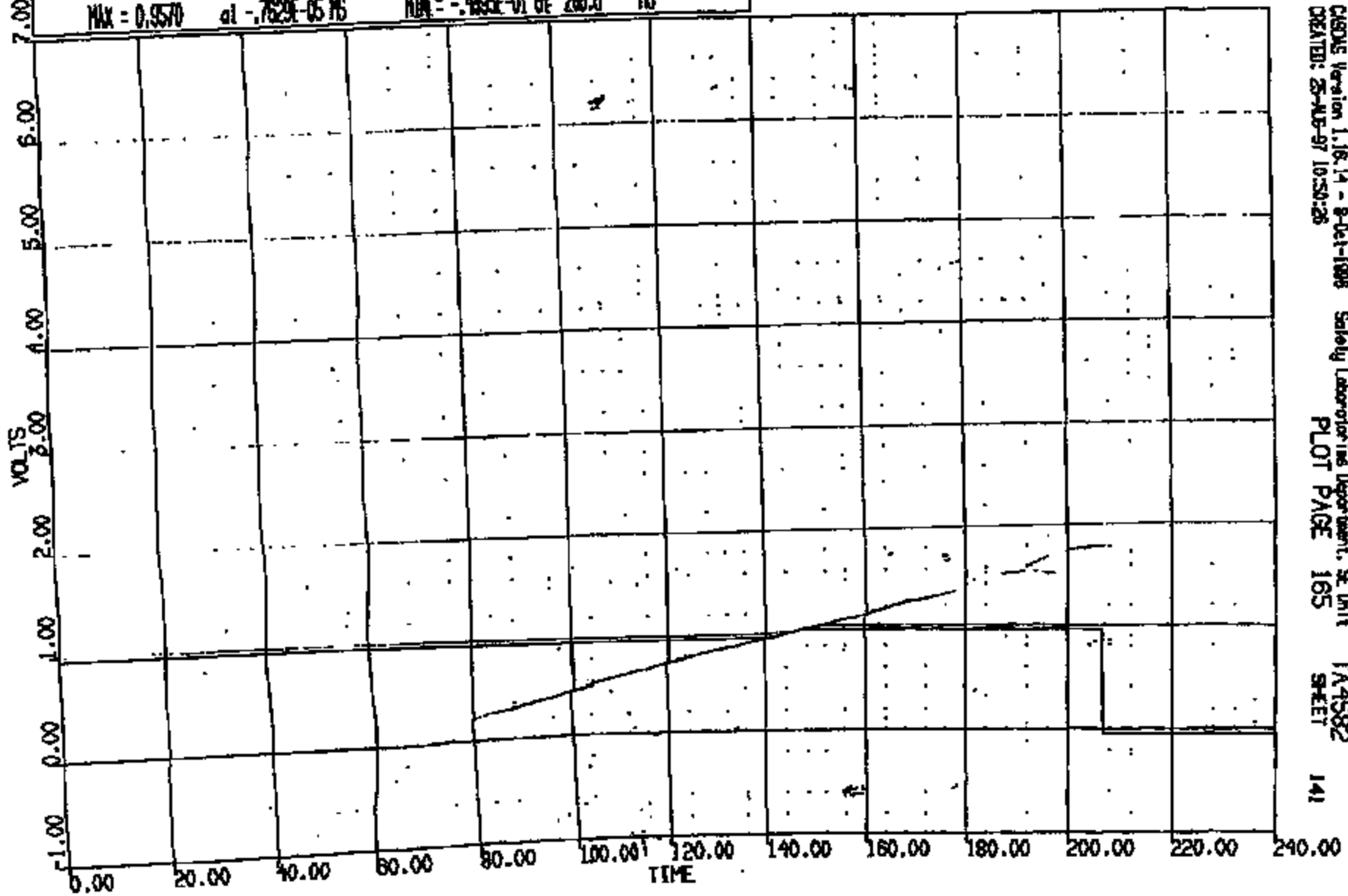


CRS18 Version 1.16.14 - 8-04-1988 Safety Laboratories Department, SE Unit
CREATED: 25-AUG-87 10:50:14 PLOT PAGE 158 TA4582 SHEET 140

CRS 0010810

CR R: 10810 TO: TA4582 DATE: 970825 16:04:08
180X DN-101

(127) CR108101 ALTERNATE T-ZERO SM 4000C
MAX = 0.9570 at -7529E-05 MS MIN = -.435E-01 at 286.8 MS **AXIS 1**

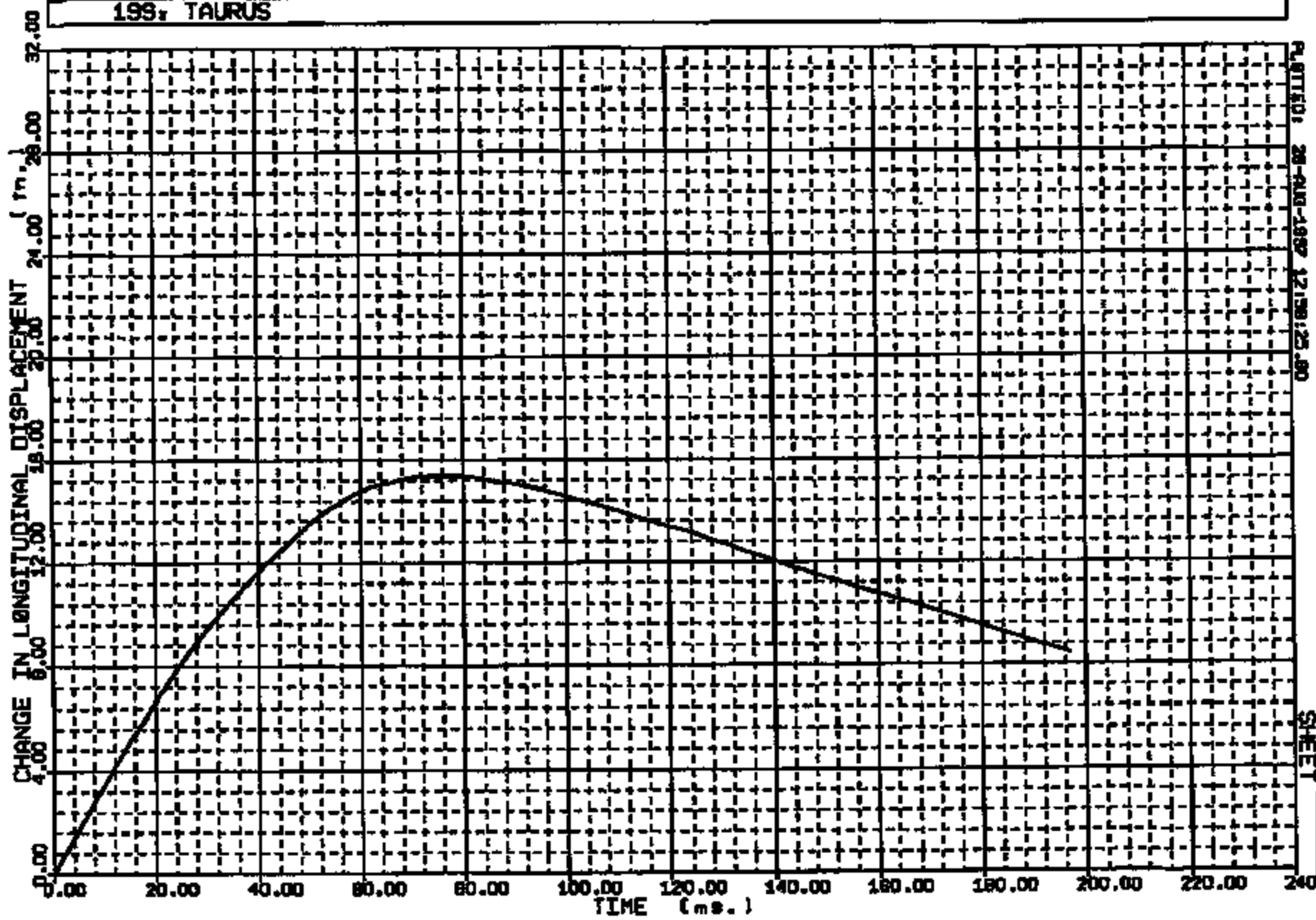


CADDS Version 1.16.14 - 8-04-1998 Safety Laboratory Department, SE Unit TA4582
CREATED: 25-AUG-97 10:50:28 PLOT PAGE 165 SHEET 141

CRTS 0010810

Y - AXIS: L/ROCKER AT B-PILLAR WRT L/GROUND REFERENCE MAX = 15.39 at 77.00 MIN = 0.0000E+00 at 0.00

RUN NO.	FACILITY	TEST ORDER NO.	FILM ANALYSIS METHOD	PITCH CORRECTION
10810	BARRIER	-4582	SCALE	NOT APPLIED
199: TAURUS				



PLotted: 28-AUG-1987 12:59:23.00

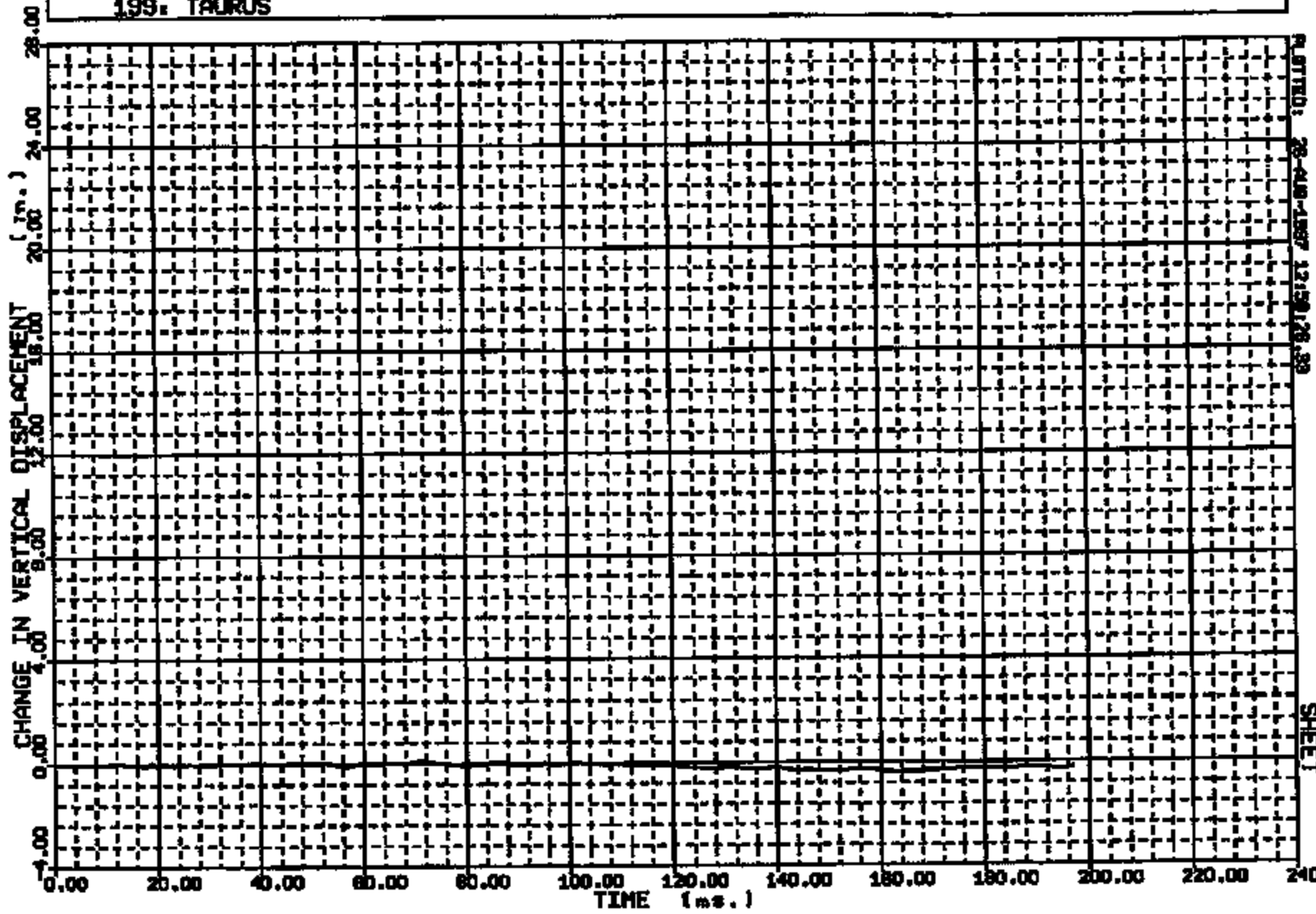
SHEET 142
-4582

CRIS 0010810

Y - AXIS: L/ROCKER AT B-PILLAR WRT L/GROUND REFERENCE MAX = 0.0006E-01 at 71.00 MIN = -.3695 at 152.00

RUN NO.	FACILITY	TEST ORDER NO.	FILM ANALYSIS METHOD	PITCH CORRECTION
10810	BARRIER	-4582	SCALE	NOT APPLIED

199: TAURUS



PLotted: 28-488-4587 12:59:28.39

SHEET 143

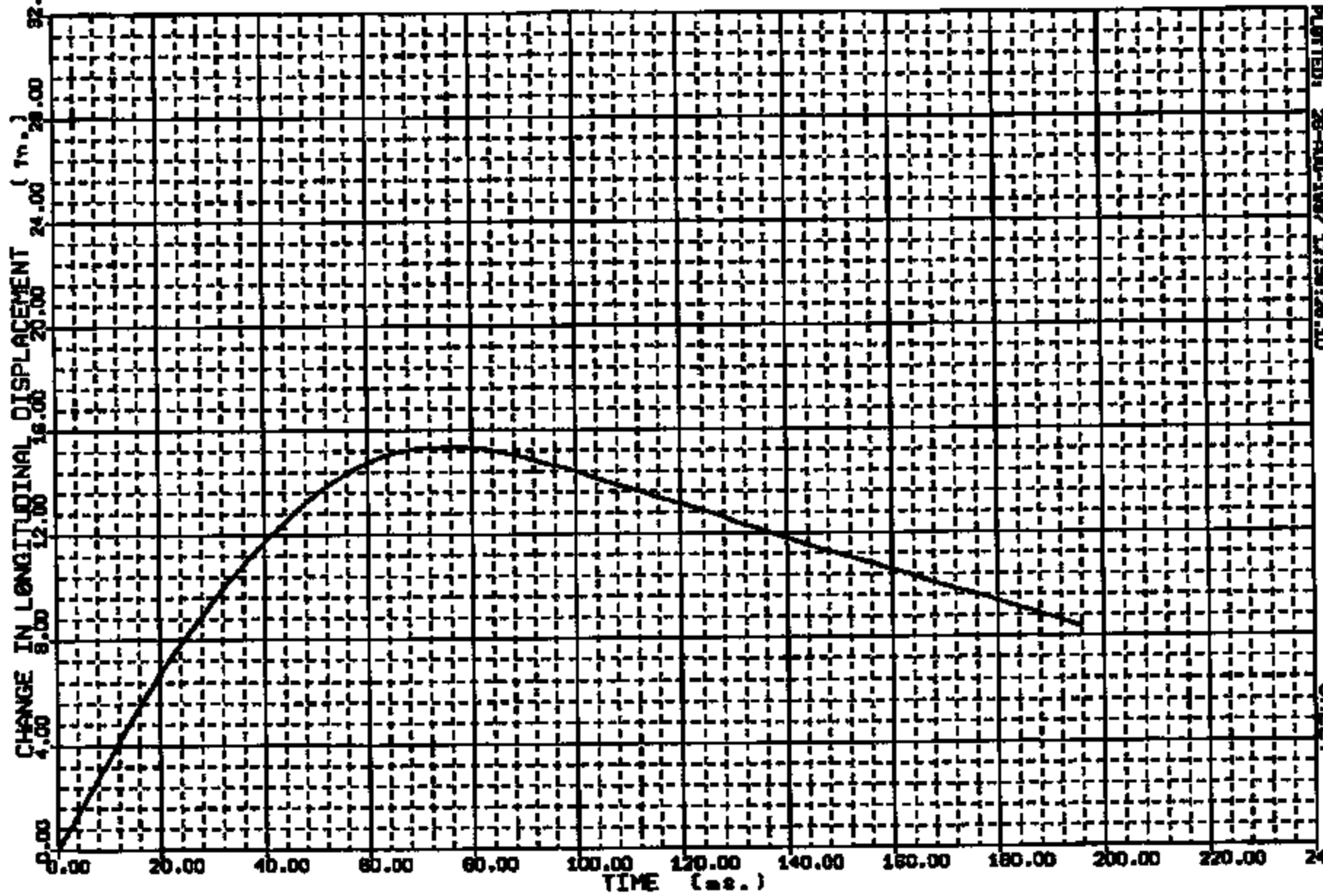
-4582

CRIS 0010810

Y - AXIS: R/ROCKER AT B-PILLAR WRT R/GROUND REFERENCE MAX = 15.35 at 75.00 MIN = 0.0000E+00 at 0.00

RUN NO.	FACILITY	TEST ORDER NO.	FILM ANALYSIS METHOD	PITCH CORRECTION
10810	BARRIER	-4582	SCALE	NOT APPLIED

199: TAURUS



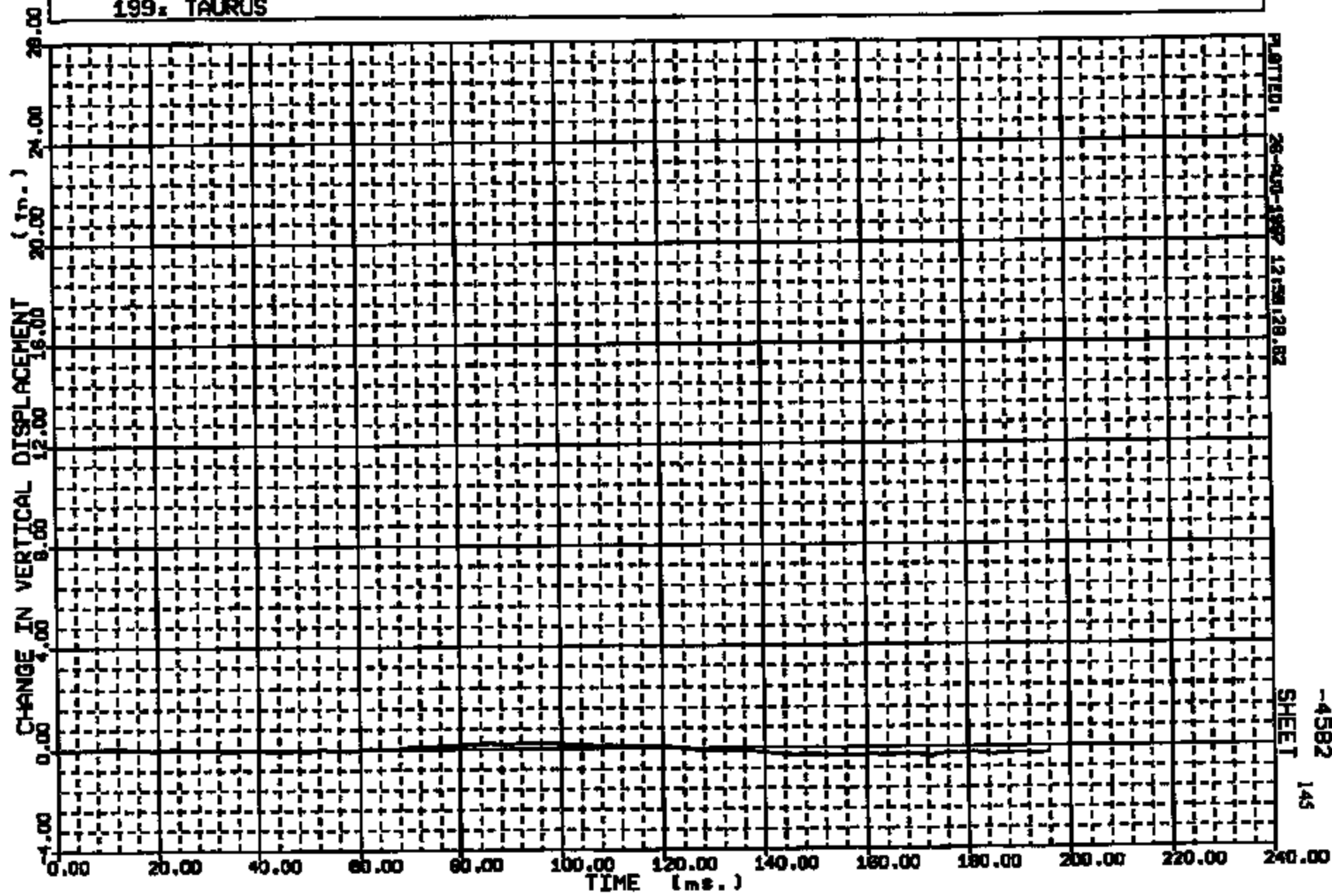
PRINTED: 28-AUG-1987 12:58:28.10

SHEET 144
-4582

CRIS 0010810

Y - AXIS: R/RCKER AT B-PILLAR WRT R/GROUND REFERENCE MAX = 0.2281 at 88.00 MIN = -.3544 at 172.00


RUN NO.	FACILITY	TEST ORDER NO.	FILM ANALYSIS METHOD	PITCH CORRECTION
10810	BARRIER	-4582	SCALE	NOT APPLIED
199: TAURUS				



PLATTED: 28-04-1987 12:58:28.82

SHEET 145
-4582

CRIS 0010810



Name:

10010001.JPG


CRIS 0010810



4582

Name: 10810002.JPG

CRIS 0010810



4582

Name: 10810003.JPG

CRTS 0010810



4582


1100

0114

Name:


10010004.JPG

CRIS 0010810



Name:


10810005.JPG



CRIS 0010810

Name:


10810006.JPG



Name:

10810007.JPG

CRTS 0010810




4592

CRTS 0010810

Name :

10810008.JPG



Name:

10810009.JPG

CRIS 0010810



Name :

10610010.JPG

CRTS 0010810



Name:


10810011.JPG


CRTS 0010810

CRTS 0010810

Name:

10810012.JPG






Name:

10810013.JPG


CRTS 0010810

CRTS 0010810



Name :


10810014.JPG



Name:

10810015.JPG


CRTS 0010810



Name:

10910016.JPG

CRTS 0010810



Name :

10810017.JPG

CRTS 0010810



Name:

10810015.JPG

CRTS 0010810



Name:

10010019.JPG

CRTS 0010810







Photo :

10810021.JPG

CRTS 0010810





4582

CRTS 0010810

Name :

10810022.JPG






Name:

1081D024.JPG

CRIS 0010810



4582

Name: 10810025.JPG


CRTS 0010810



CRIS 0010810

Name:

10810026.JPG



Name:

10810027.JPG


CRTS 0010810



Name:


10010028.JPG

CRIS 0010810



Name: 10910029.JPG


CRTS 0010810



Name:

10010030.JPG


CRTS 0010810



Name :

10010031.JPG


CRTS 0010810



Name:

10810032.JPG


CRIS 0010810



Name:

10810033.JPG


CRTS 0010810



Name:

10810034.JPG


CRTS 0010810



Name:

10810035.JPG


CRTS 0010810



Name :

10810036.JPG

CRTS 0010810



Name:

10810037.JPG


CRTS 0010810



Name:

1061003B.JPG

CRTS 0010810




4582



Name :

10810040.JPG

CRTS 0010810




4582

Name:

10810041.JPG


CRTS 0010810



Name:

10810047.JPG


CRIS 0010810



Name :

10810043 .JPG


CRTS 0010810



Name:

10810044.JPG


CRTS 0010810



Name :

10810045.JPG

CRTS 0010810



Name:


10810046.JPG

CRTS 0010810



Name: 10810047.JPG


CRIS 0010810



CRJTS 0010810

Name:


10610046.JPG



Name :

10810049.JPG

CRTS 0010810



Name:

10810050.JPG




4582

Name:

10810051.JPG


CRTS 0010810



Name :

10810052.JPG


CRTS 0010810



Name :

10810053.JPG

CRTS 0010810



Name:

10810054.JPG

CRTS 0010810



Name:

10810055.JPG

CRTS 0010810



Name: 10810056 JFC

CRTS 0010810

TEST AUTHORIZATION

TEST ORDER NUMBER TA6582

TO: J. Klendonk	CC: D. - FOUNGIANES N. - SWILTON E. - HINZMAN E. - Mueller S. J. Schleicher J. - WEATHERBY J. - ... d. - Kirby d. - ... G. E. VITBECK	REQUEST DATE 08-12-97	REQUESTED COMPLETION DATE 08-21-97
#A		REQUEST NUMBER TA6582	PROGRAM NUMBER N/A
		REQUESTING SECTION AV2215A	

TITLE OF TEST Taurus 20 mph 90 Degree Frontal Barrier Impact			PARTS DUE DATE 08-14-97
TYPE OF TEST <input checked="" type="checkbox"/> VEHICLE <input type="checkbox"/> BENCH <input type="checkbox"/> LABORATORY <input type="checkbox"/> OTHER	VEHICLE NUMBER OR OTHER IDENTIFICATION 311T893		VEHICLE MODEL & YEAR TAURUS 9x
ENGINE NO. DISPL. CAB. 3.0L 2V	TRANSMISSION A56M	AXLE RATIO N/A	PRODUCT OR ENG. LETTER N/A
TYPE OF FUEL None	CONVERTER N/A	IGNITION TIMING N/A	TEST CONDUCTED TO CERTIFY CONTROL ITEM COMPLIANCE WITH GOVERNMENT REGULATIONS? <input type="checkbox"/> YES <input checked="" type="checkbox"/> NO
CHAMBER OIL AND CAPACITY N/A	TIRE SIZE AND PLY RATING N/A	REPORT CATEGORIES <input checked="" type="checkbox"/> ENGINEERING <input checked="" type="checkbox"/> DATA <input checked="" type="checkbox"/> RAW DATA	DISPOSITION OF PARTS Boneyard
VEHICLE TEST WEIGHT FRONT 2266 REAR 1923 TOTAL 4189	TIRE PRESSURE FRONT 30 REAR 30	PROCUREMENT REQUIRED? <input type="checkbox"/> YES <input checked="" type="checkbox"/> NO CODE	MAIL REPORT TO: ROOM HD1232 BLDG 2

1. OBJECT OF TEST: Advanced Restraint Sensor Development
2. TEST PROCEDURE: CAS-00
3. NUMBER OF SAMPLES: 1
4. RUNS PER SAMPLE: 0
5. ITEMS TO BE TESTED:
DESCRIPTION

DESCRIPTION	PART NOS	QUANTITY
Taurus Sensor Prototype	1FALP52J6T0134256 ✓	(01)

"RECORD COPY"

Date No. 2-2-92

... 2017 ...

REQUESTING SECT NO T551	WORK ORDER/WORK TASK MRT39	ISSUED/REQUESTED BY EMING	PHONE 06105	APPROVALS BOLAND	TEST TYPE CRASH	RTR	SIGN-OFF DATE
----------------------------	-------------------------------	------------------------------	----------------	---------------------	--------------------	-----	---------------

REQUESTER: DO NOT WRITE BELOW THIS LINE

WORK STANDARD NUMBER	TITLE Taurus 20 mph 90 Degree Frontal Barrier Impact								
MANDATORY	OPTIONAL								
TEST ORDER # TA6582	CATEGORY 4	RESP SECT T657	EST COMP DATE	REQ K	TEST ENGINE INVT	UNIT CODE CRASH	TEST ORDER DATE 08-12-97	USER CODE	PROG CODE
PERFORMING SECT.	HOURS	MATERIAL COST	COMP. COST	PARTS DUE DATE	EST START DATE	EST COMP DATE	STATUS	SCDPLATE	
DESIGN	0	\$	\$						
ENGINEERING	0	\$	\$						
TECHNICAL	0	\$	\$						
		\$	\$						
TOTAL	0	\$	\$						

TEST DEFINITION WORKSHEET

KURT L. EWING

13-AUG-97 15:41

TEST ORDER: TA4582

TEST PROCEDURE: CRS-00

REQUESTER COMMENTS:

TEST OBJECTIVE: Advanced Restraint Sensor Development

CUSTOM TEST SETUP:

Set up vehicle as per test procedure ST-25. Impact vehicle in to fixed barrier @ 20 mph.

RATED FUEL CAPACITY: N/A
 RATED LUGGAGE LOAD: 200 lb.

OCCUPANT TYPE: Left Front: 50th% Hybrid III
 Rgt. Front: 50th% Hybrid III

RESTRAINT SYSTEM:	BELT	PYRO BELT	FRONTAL BAG	SIDE BAG
Left Front:	X		X	
Rgt. Front:	X		X	

DUMMY POSITIONING: ST-25 DRIVER FOOT REST: Y

SENSOR SYSTEM:	Driver Stage 1:	Remote deploy @ 25 ms
Driver Stage 2:	Remote deploy @ 400 ms	
Passenger Stage 1:	Remote Deploy @ 25 ms	
Passenger Stage 2:	Do not deploy.	

SEAT POSITION:	Long.	Vert.	Seat Back Angle
Left Front:	Mech. Mid	Full Down	27.8
Rgt. Front:	Mech. Mid	Full Down	27.8

SEAT PACKAGE CHECK REQUIRED ? YES. Mark rocker target for dummy positioning @ barrier.

TEST DEFINITION WORKSHEET

KURT L. EWING

13-NOV-97 15:41

TEST ORDER: TA4262

TEST PROCEDURE: CRS-00

DIMENSIONAL ANALYSIS: None

FILM ANALYSIS: Right & Left Dummy Head WRT rocker.
Rocker WRT ground.

STILL PHOTO: Std. Pre & Post Test Photographs
Close ups of sensor instrumentation on vehicle front and

HIGH SPEED PHOTO:

1.	On-board	Over Shoulder	Left
2.	On-board	Over Shoulder	Right
3.	On-board	D-Ring	Left
4.	On-board	D-Ring	Right
5.	On-board	Retractor	Left
6.	On-board	Retractor	Right
7.	Off-board	Overall	Left
8.	Off-board	Overall	Right
9.	Off-board	Overall	Overhead
10.	Off-board	Dummy Kinematics	Left
11.	Off-board	Dummy kinematics	Right
12.	Off-board	B-Pillar Forward	Left
13.	Off-board	B-Pillar Forward	Right
14.	Off-board	A-Pillar Forward	Overhead

Total On-board Cameras -	6
Total Off-Board Cameras-	8
Total Cameras =	14

Number Of Copies: 1

Digitized Film: Standard Views.

WEIGH UP INSTRUCTIONS:

Curb Weight:	Front=2131	Rear=1163	Total Curb=3293
Test Weight:	See Test Authorization Page 1.		

Do NOT Place Weight: Front Floor
MAY Remove To Lighten Vehicle: Deck Lid, Rear Lamps, Carpet
Interior Trim

Max. Added Weight to Engine: 75 lb. Allowed.

Front Test Weight Tolerance: +10 -0

TEST DEFINITION WORKSHEET

KURT L. EWING

13-AUG-97 15:41

TEST ORDER: TR4582

TEST PROCEDURE: CRS-00

Rear Test Weight Tolerance: +15 -0

RIDE HEIGHTS: Load to test weight & level rocker WRT ground.

SPECIAL BUILD INSTRUCTIONS:

Fabricate Sensor Bracket Hardware as per requestor's instructions.
Remove All Door Trim Panels, Side Glass and B-pillar trim.

CONTACTS:	NAME	PHONE	PAGER
Requestor:	K. Ewing	24-86185	KEWI (313-660-6991)
	E. Kamnitz	24-81602	EKEM
	D. Bauch	32-23884	DBAU
Sld. Coord:	M. Dendal	24-85498	MDEN (313-705-8101)
Supervisor:	M. Jurosak	32-39958	MJUR (313-705-9990)
GTO:	S. Fingston	39-03809	SPIN (313-760-3922)

TEST ENGINEERS COMMENTS:

LAB COMMENTS:

FIDAL COMMENTS:

TEST DEFINITION WORKSHEET

KURT L. EWING

13-AUG-97 15:41

TEST ORDER: TA4562

TEST PROCEDURE: CRS-00

REQUESTERS FINAL COMMENTS:

Billable Department: T552
Billable Requestor: T. Krynik

VECAE is requesting this test on behalf of Department T552.

VEHICLE SAFETY AND CAE TECHNOLOGY PACKAGE LABORATORY QUALITY REPORT IN VEHICLE

YEAR	CARLINE	MODEL	SUPPLIER	TEST MODE	COMP DATE	MECH MID-POINT LH - X	2878						
1998	TAURUS	SEDAN	LIBA	20 MPH FRONT	8/14/97	MECH MID-POINT RH - X	2885						
FULL TRACK TRAVEL LH		248.5	FULL REAR LH - X	3003.5	FULL REAR - Z	404.5	MECH MID-POINT LH - Z	430					
FULL TRACK TRAVEL RH		226.5	FULL REAR RH - X	3008	FULL REAR - Z	426	MECH MID-POINT RH - Z	440					
STEERING WHEEL DESIGN		DESIGN - X	2738	ACTUAL - X	2731	DIFF	-5						
STEERING WHEEL DESIGN		DESIGN - Z	860	ACTUAL - Z	848	DIFF	-2						
TARGET COORDINATE:		X	2732	Z	343								
TOLERANCE ON H-POINT AND BACK ANGLE				H-POINT INFORMATION									
+/-10mm		+/-2.0°		HORIZ.	HORIZ.	DIFF	VERT.	VERT.	DIFF	MANION ANGLE IN DEG.		STRUCTURE ANGLE	
VEHICLE NO.	SEAT TYPE	DESIGN	ACTUAL	mm	DESIGN	ACTUAL	mm	DESIGN	ACTUAL	DIFF	DESIGN	ACTUAL	
3117893	LH DR BKT-PWR	2985	2970	-15.0	645	633.5	-11.5	22.5°	22.6°	0.0°	27.8°	28.9°	
3117893	RH DR BKT-MAN	2907	2958	-5.0	666	661	-5.0	22.5°	23.0°	0.5°	27.8°	28.6°	

LH ACTUAL H-POINT W.R.T. TARGET "X"
 LH ACTUAL H-POINT W.R.T. TARGET "Z"
 RH ACTUAL H-POINT W.R.T. TARGET "X"
 RH ACTUAL H-POINT W.R.T. TARGET "Z"

238 mm	-	9.4
290.5 mm	-	11.4
226 mm	-	
318 mm	-	

NOTE: STRUCTURAL BACK ANGLE 27.8° W/O BACK PANEL (26.7° WITH BACK PANEL)

ATTENTION DEWAYNE



PETER J. SIMONE, BILL T. RZEPKA AND KAREN GOMEZ
 PHONE-313/594-8008 313/594-0873
 ENGINEERING TECHNOLOGIST
 VEHICLE SAFETY CAE

CRIS 0010810

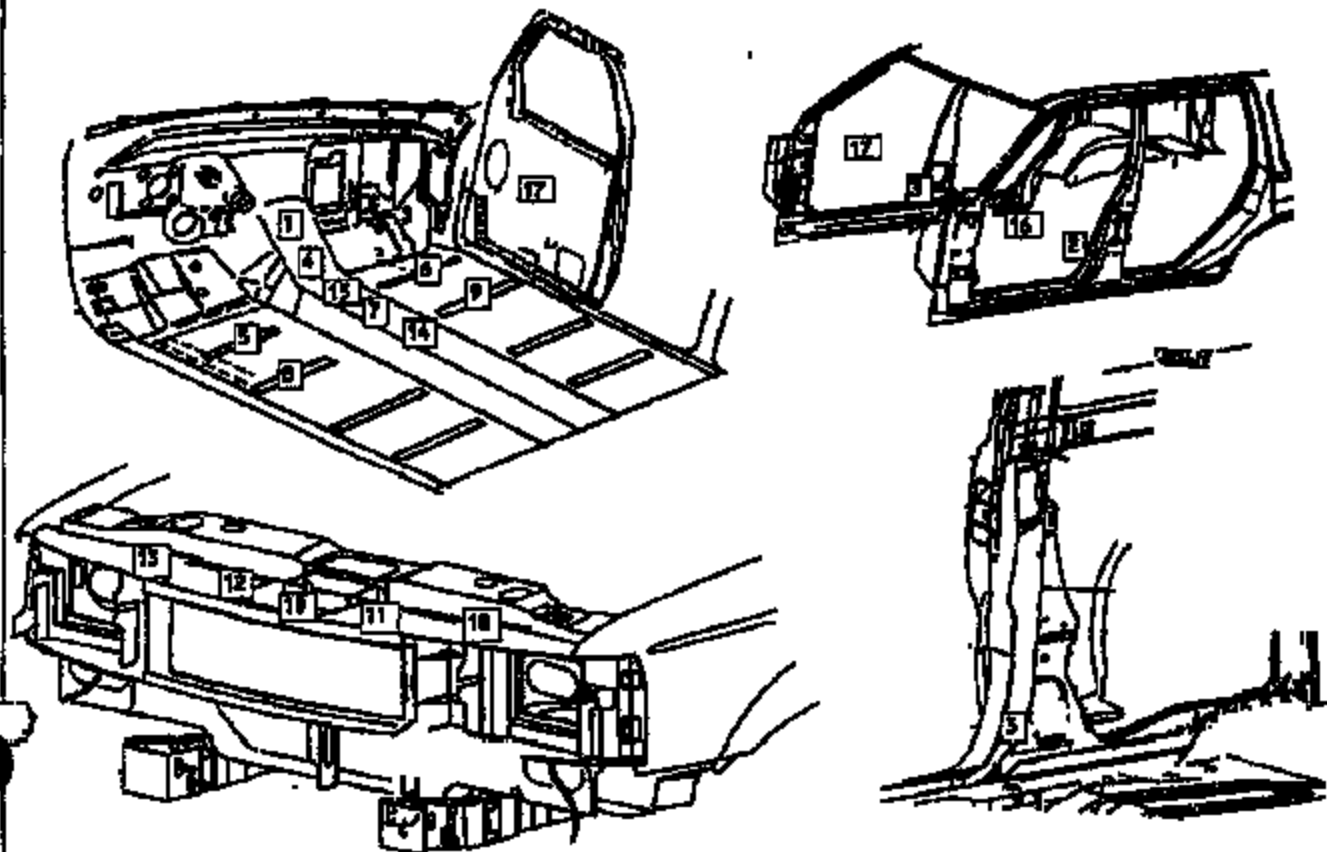
WORK REQUEST
 TA488207-157
 8/14/97

Program: Crash Severity
 Vehicle ID: 311T893
 Build level: WH
 Test Mode: 20mph Barrier

SENSOR MAP

Engineer: Erich Kemnitz
 Phone #: 24-81602
 Date: 8/14/97
 Time: 9:22 AM

#A



SENSOR CHANNELS ONLY

Location Name	Supplier	Output	Nominal (+/-)	Max/Min	Serial #
✓1 FRT_FLOOR_PAN_B_C/L (LHD RCH Location)	_ACB	WIRCH	volts		
		Pass Bag Squib #2	0	5-7	89007
		Pass Bag Squib #1	0	5-7	89007
		Dr Bag Squib #2	0	5-7	29007
		Dr Bag Squib #1	0	5-7	39007
		ground			
		status	6		
✓2 ✓1 FRT_FLOOR_PAN_B_C/L	_ECS	acccl	TRIAK On ACB RCH		
✓2 L/S-PLA_LOWER_INNER	_BK	acccl	TRIAK		
✓3 R/S-PLA_LOWER_INNER	_BK	acccl	TRIAK		
✓4 FRT_FLOOR_PAN_B_C/L (RHD RCH Location)	Dalco	RCH	volts		
		Power	12		
		GND			
		ME1	0	0-2A	8L001
		SE1	0	0-2A	8L001
		ME2	0	0-2A	8L001
		SE2	0	0-2A	8L001

Erich Kemnitz x81602
 AVT Restraints

Location Name	Supplier	Output	Normalized (+/-)	Max/Min	Serial #
4 FRT_FLOOR_PAN_R_C/L ✓	_ECS accel	TRIAK	On Delco ECM		
5 FLR_XMR_B_L/F_BEAT_C/L ✓	_BN accel	TRIAK	Rear face of left front seat cross member		
6 FLR_XMR_B_R/F_BEAT_C/L ✓	_BR accel	TRIAK	Rear face of right front seat cross member		
7 C/L_TNL_BETWEEN_F/SEATS ✓	_BN accel	TRIAK	Next to Broed ECM		
7 C/L_TNL_BETWEEN_F/SEATS ✓	Broed ECM	volts			
		Power	12		
		Trigger			
		Thresh 1	5	0-5	8001
		Thresh 2	5	0-5	8001
8 FR/FLR_XMR_B_L/F_BEAT_C/L ✓	_BN accel	TRIAK	Front of left front seat rear cross member		
9 FR/FLR_XMR_B_R/F_BEAT_C/L ✓	_BR accel	TRIAK	Front of right front seat rear cross member		
10 C/RAD UP FRT ✓	_ACD ACD CBS		Crash Severity Sensor C/L, forward of hood latch bracket on mounting plate		
10 C/RAD UP FRT ✓	_BN accel	TRIAK	C/L, forward of hood latch bracket, next to CSA sensor on mounting plate		
11 L/C/RAD UP FRT ✓	_BN accel	TRIAK	Left side of C/L CSA sensor, Location# 10. Underside of SCR		
12 R/C/RAD UP FRT ✓	_BN accel	TRIAK	Right side of C/L CSA sensor, Location# 10. Underside of SCR		
13 R/RAD UP FRT ✓	Delco CBS		Crash Severity Sensor Delco On topside of SCR		
13 R/RAD UP FRT ✓	_BN accel	TRIAK	Rear CSA Sensor		
14 C/L_TNL_B5 ✓	Boach ECM	volts			
		IRL	0	4	
		RAD	0.00	3.5-5	
		PAP	0.00	3.5-5	
		PTD	0.00	3.5-5	
		PTP	0.00	3.5-5	
14 C/L_TNL_B5 ✓	_BN accel	TRIAK	Rear Boach ECM		
15 C/L_TNL_RAD_OF_F/SEATS ✓	_BN accel	TRIAK	Rear Takata ECM on sheet metal		
15 C/L_TNL_RAD_OF_F/SEATS ✓	Takata ECM	volts			
		Power	12	9-13	
		Unbelted	1.20	0-5	87003
		Belted	1.20	0-5	87003
16 L/F_DOOR_B_BELTLINE_MID ✓	_BN accel	TRIAK			
17 R/F_DOOR_B_BELTLINE_MID ✓	_BR accel	TRIAK			
18 L/RAD UP FRT ✓	Delco CBS		Crash Severity Sensor Delco On topside of SCR		
18 L/RAD UP FRT ✓	_BN accel	TRIAK	Rear CSA Sensor		

FRONT
REAR

Thresh 1	5	0-5	8001
Thresh 2	5	0-5	8001

IRL	0	4
RAD	0.00	3.5-5
PAP	0.00	3.5-5
PTD	0.00	3.5-5
PTP	0.00	3.5-5

Power	12	9-13	
Unbelted	1.20	0-5	87003
Belted	1.20	0-5	87003

DUMMY POSITIONING MEASUREMENTS

Test Order No. TA4882
 Crash No. 10B10
 Target/Bullet TARGET
 Dummy Type 50-18
 Foot Rest Yes/No

MEASUREMENT DESCRIPTIONS WRT FRONT ROCKER TARGET		DRIVER		PASSENGER	
		RANGE	Actual	RANGE	Actual
Head (Inches)	Long		15.4		14.5
	Vert		37.8		38.3
	Lat		15.5		14.6
Shoulder (Inches)	Long	/	/	/	/
	Vert	/	/	/	/
	Lat	/	/	/	/
H-Point (Inches)	Long		9.3		9.3
	Vert		11.7		12.9
	Lat		10.3		10.4
Outboard Knee Bolt (Inches)	Long		-4.5		-6.0
	Vert		15.7		15.3
	Lat		10.6		12.0

MEASUREMENT DESCRIPTIONS		DRIVER		PASSENGER	
		RANGE	Actual	RANGE	Actual
Leg to Instrument Panel - Left	(Inches)		4.7		4.0
Leg to Instrument Panel - Right	(Inches)		5.3		4.0
Rocker Target to Ground - Front	(Inches)		7.4		7.5
Rocker Target to Ground - Rear	(Inches)		8.0		7.6
Nose to Steering Wheel	(Inches)		17.9		
Nose to Instrument Panel	(Inches)				22.1
Torso to Instrument Panel	(Inches)				18.1
Torso to Steering Wheel	(Inches)		8.5		
Top of Legs to Steering Wheel	(Inches)		2.0		
Knee Spread	(Inches)		4.5		7.0
Bumper Target to Ground	(Inches)		/		/
Head Angle	(degrees)		.2		.1
Pelvis Angle	(degrees)		21.7		21.2
Neck Bracket Angle	(degrees)		0		0
Rocking Angle	(degrees)		.2		.2
Seat Back Angle	(degrees)		26.4		26.3

COLUMN ANGLE = 23.7

DUMMY MEASUREMENT REPORT
CRASH BARRIER

DUN NUMBER 10810
TEST ORDER NUMBER TA4582

DUMMY POSITION LEFT
DUMMY ABBREV 50H3

FRONT

ABSOLUTE MEASUREMENTS (INCH)	MEASUREMENT
LEG (HYB II) / KNEE (HYB III) TO INST PANEL LEFT	4.70
LEG (HYB II) / KNEE (HYB III) TO INST PANEL RIGHT	5.30
ROCKER TARGETS TO GROUND FRONT	7.40
ROCKER TARGETS TO GROUND REAR	8.00
NOSE TO STEERING WHEEL	17.90
NOSE TO INSTRUMENT PANEL	
INSTRUMENT PANEL TO TORSO	
STEERING WHEEL TO TORSO	8.50
STEERING WHEEL TOP LEGS	2.00
KNEE SPREAD OS-OS (HYB II) / CL-CL (HYB III)	9.50
SEAT BACK ANGLE	26.40
PELVIC ANGLE	21.70
HEAD ANGLE	0.20
ROCKER ANGLE	0.20
NECK BRACKET ANGLE	0.00
BUMPER TARGET TO GROUND	

RELATIVE MEASUREMENTS (INCH)	WRT PRT RKR TGT
HEAD LAT	15.50
HEAD VERT	37.80
HEAD LONG	15.40

SHOULDER LAT
SHOULDER VERT
SHOULDER LONG

H-POINT LAT	10.30
H-POINT VERT	11.70
H-POINT LONG	9.30

O/S KNEE BOLT LAT	10.60
O/S KNEE BOLT VERT	15.70
O/S KNEE BOLT LONG	-4.50

DUMMY MEASUREMENT REPORT
CRASH BARRIER

RUN NUMBER 10810
TEST ORDER NUMBER TA4582

DUMMY POSITION RIGHT
DUMMY ABBREV 50H3

FRONT

ABSOLUTE MEASUREMENTS (INCH)	MEASUREMENT
LEG (HYB II) / KNEE (HYB III) TO INST PANEL LEFT	4.00
LEG (HYB II) / KNEE (HYB III) TO INST PANEL RIGHT	4.00
ROCKER TARGETS TO GROUND FRONT	7.50
ROCKER TARGETS TO GROUND REAR	7.60
NOSE TO STEERING WHEEL	
NOSE TO INSTRUMENT PANEL	22.10
INSTRUMENT PANEL TO TORSO	18.10
STEERING WHEEL TO TORSO	
STEERING WHEEL TOP LEGS	
KNEE SPREAD OS-OS (HYB II) / CL-CL (HYB III)	7.80
SEAT BACK ANGLE	26.30
PELVIC ANGLE	21.20
HEAD ANGLE	0.10
ROCKER ANGLE	0.20
NECK BRACKET ANGLE	0.00
BUMPER TARGET TO GROUND	

RELATIVE MEASUREMENTS (INCH)	WRT FRT RKR TGT
HEAD LAT	14.50
HEAD VERT	38.30
HEAD LONG	14.50
SHOULDER LAT	
SHOULDER VERT	
SHOULDER LONG	
H-POINT LAT	10.40
H-POINT VERT	12.90
H-POINT LONG	9.30
O/S KNEE BOLT LAT	12.00
O/S KNEE BOLT VERT	15.30
O/S KNEE BOLT LONG	-6.00



RECORD COPY"
 Schedule No. 7-9-12
 Date Issued 2017
 CONFIDENTIAL

FINAL TEST REPORT

**Global Test Operations
 Advanced Vehicle Technology**

TO: J. Boland

Test Order No.	T-A4600
Work Task W. O. No.	XRT39
Test Date	8/27/97
Date Reported	11/19/97
Sheet	I of 160


SUBJECT: Crash Test 10813 (90° Front 25% Offset Vehicle to Vehicle Impact at 59.3 ± 0.4 mph, 95.4 ± 0.6 km/h) - 199X Taurus 4-Door Sedan into a 1996 Taurus 4-Door Sedan

REQUESTED BY: Vehicle Safety and GAE Department, Advanced Vehicle Technology - K. Hwing

OBJECT: To obtain development data relative to air bag system sensors.

SUMMARY OF TEST RESULTS: See Section 1.0 for air bag system sensor data.


 S. Pingleton
 Test Development Engineer


 Concur: R. Burns
 Section Supervisor
 Operations Engineering Section

VEHICLE DATA: (BULLET)

Make and Model 199K Taurus 4-Door Sedan
ID Numbers 1FALP5214TG147449, 565-T-684
Power Train 3.0L, EFI, Automatic (AXAN) Transaxle
Fuel Tank(s) Test Condition: Empty
Front Seat(s) Type: Bucket
 Cover: Cloth
 Tracks/Position: Manual/Mechanical Mid
 Seat Backs/Position: Adjustable/LF: 26.2° Rear
 of Vertical, RF: 26.3° Rear
 of Vertical
 Head Restraints/Position: Adjustable/Up
Restraint System LF: 3-Point Continuous Loop Active Belt and
 Steering Wheel Air Bag
 RF: 3-Point Continuous Loop Active Belt and
 Instrument Panel Air Bag
Occupants LF & RF: 50th Percentile Male, Hybrid III,
 Instrumented
Test Weight Front: 2267 lb (1028 kg)
 Rear: 1926 lb (874 kg)
 Total: 4193 lb (1902 kg)
Tires Front: P205/65R15 30 psi (207 kPa)
 Rear: P205/65R15 30 psi (207 kPa)
 Spare: Removed
**Significant Content or
 Accessories:** Air Conditioning, Power Steering, Power Brakes,
 Tilt Steering Wheel

VEHICLE DATA: (TARGET)

Make and Model 1996 Taurus 4-Door Sedan
ID Numbers 1FALP5387TG212852, 313-T-923
Power Train 3.0L, EFI, Automatic Transaxle
Fuel Tank(s) Test Condition: Removed
Front Seat(s) Type: Bucket
 Cover: Cloth
 Tracks/Position: LF: 6-Way Power/Mechanical Mid
 and Down
 RF: Manual/Mechanical Mid
 Seat Backs/Position: Adjustable/Not Measured
 Head Restraints/Position: Adjustable/Not Measured
 Lumbar Support/Position: Power/Lumbar

Restraint System LF & RF: 3-Point Continuous Loop Active Belt

Occupants LF & RF: Water-Filled Containers (Simulating
 50th Percentile Male, Hybrid II,
 Uninstrumented Dummies)

Test Weight Front: 2099 lb (952 kg)
 Rear: 1295 lb (587 kg)
 Total: 3394 lb (1540 kg)

Tires Front: P205/65R15 31 psi (214 kPa)
 Rear: P205/65R15 31 psi (214 kPa)
 Spare: Removed

Significant Content or Accessories: Air Conditioning, Power Steering, Power Brakes,
 Tilt Steering Wheel

GENERAL TEST COMMENTS:

1. Test Procedure

The test was performed according to the following Corporate test procedure(s):

Vehicle to Vehicle Impact Tests, P4-90 dated January 15, 1992.

1.1 Vehicle Alignment

The front longitudinal centerline of the bullet test vehicle was offset 25% to the left of the front longitudinal centerline of the target vehicle. Both vehicles were in level attitude as specified by the requester.

2. Remarks

Crash movies, pre- and post- crash still images of the test vehicle and copies of this report are available only through the Crash Test Operations Section after permission is obtained from the test requesting department. The crash still images are stored on CD ROMs. The file names of the still images are listed under crash number and a three digit sequence number which are 10813001 through 10813063.

TEST RESULTS:

1.0 Sensor Development

Time histories of the dummy instrumentation are included in this report.

Time histories of the dummy dynamic displacements obtained from Film Analysis are included in this report.

Time histories of the air bag/sensor(s) are included in this report.

Time histories of any requested derived data (i.e. integrations, etc.) were given to the requesting activity and are not included in this report.

2.0 Vehicle Crush, Film Analysis and/or Instrumentation Data

Time histories of the vehicle accelerations and other instrumentation are included in this report.

Time histories of vehicle dynamic displacements obtained from Film Analysis are included in this report.

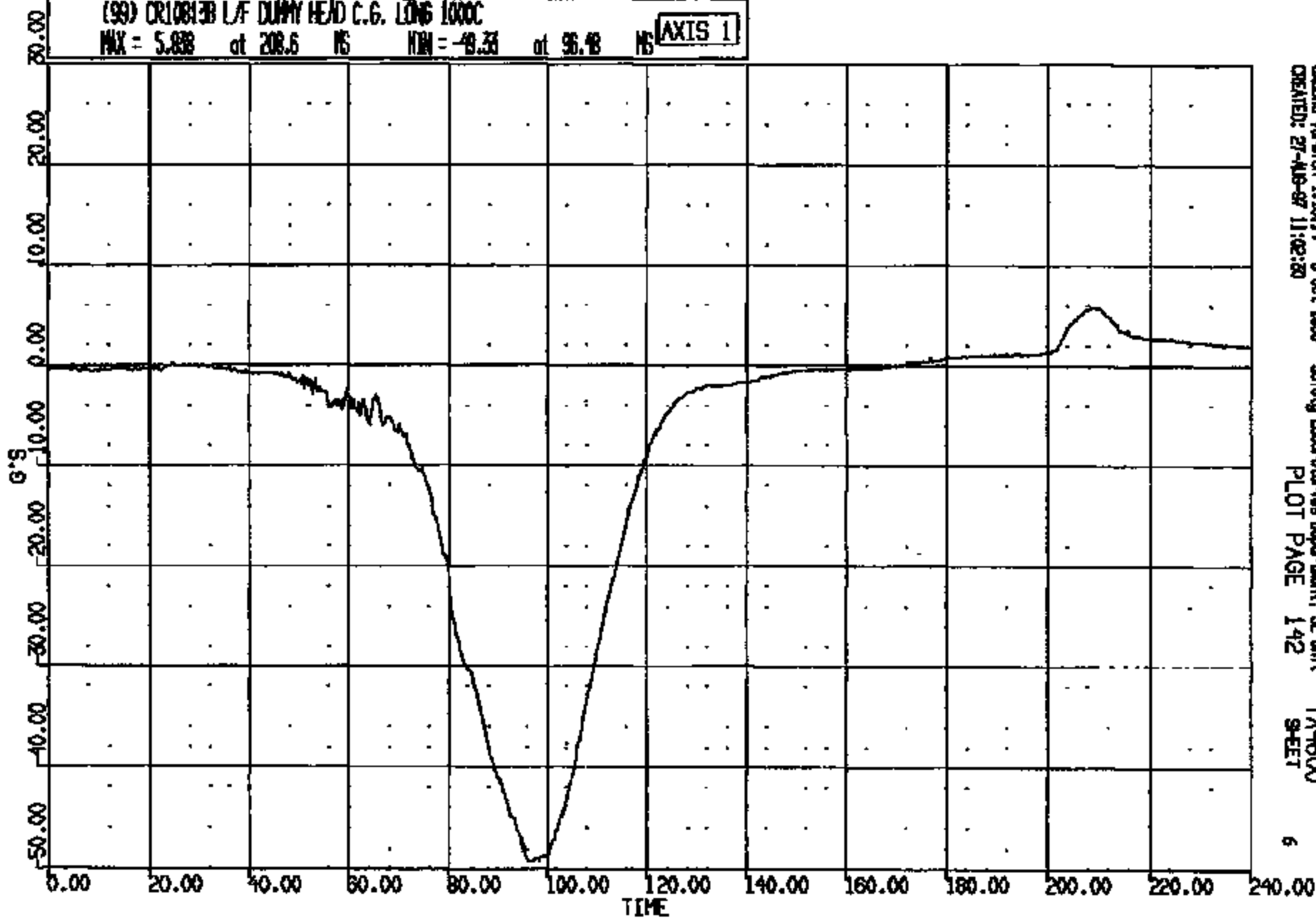
Time histories of any requested derived data (i.e. integrations, etc.) were given to the requesting activity and are not included in this report.

CR R: 10813 TO: TA4600 DATE: 870827 10:11:02
199X DN-101 UNKNOWN

(99) CR10813B L/F DUMMY HEAD C.G. LONG 1000C

MAX = 5.888 at 208.6 MS MIN = -49.33 at 96.48 MS

AXIS 1



CRAMS Version 1.16.14 - 8-Oct-1988
CREATED: 27-AUG-87 11:02:20

Safety Laboratories Department, SE Unit
PLOT PAGE 142

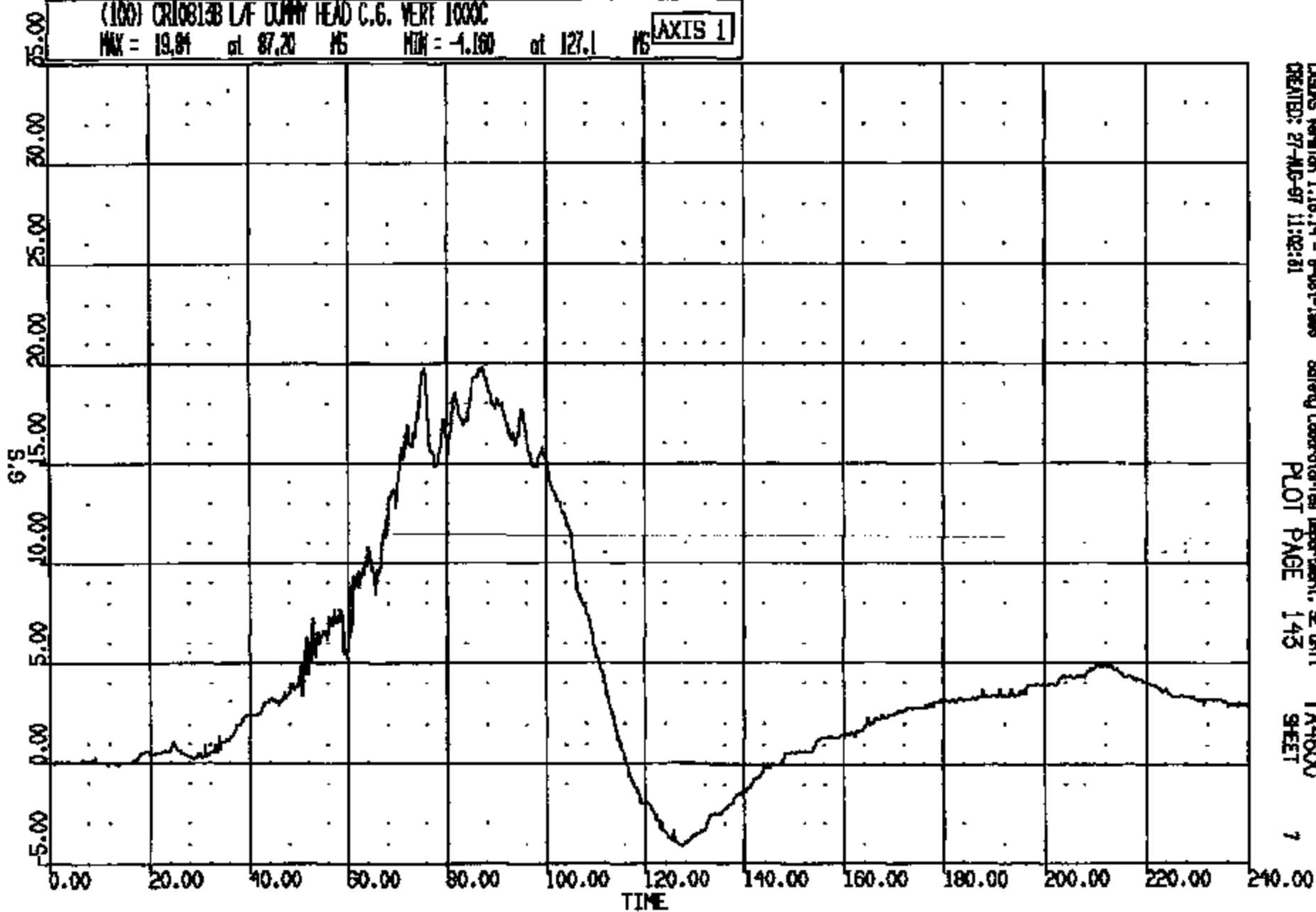
TA4600
SHEET

6

CRTS 0010813

CR R: 10815 TO: TA4600 DATE: 870827 10:11:02
198X DN-101 UNKNOWN

(100) CR10815B L/F DUNNY HEAD C.G. VERT 1000C
MAX = 19.84 at 87.20 MS MIN = -4.160 at 127.1 MS **AXIS 1**



CASYS Version 1.16.14 - 8-Oct-1988
CREATED: 27-MAR-87 11:02:31

Safety Laboratories Department, SE Unit
PLOT PAGE 143

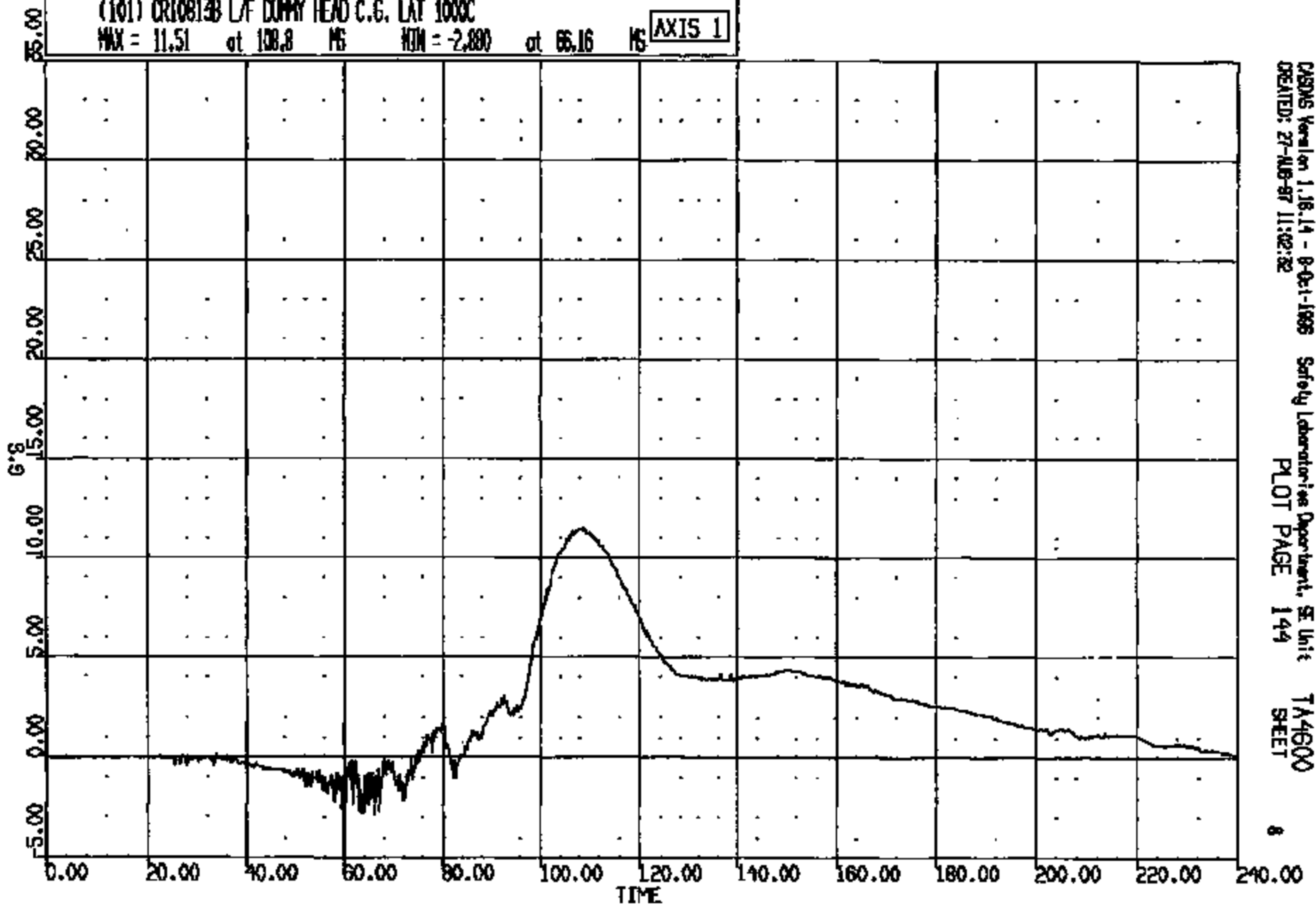
TA4600
SHEET

7

CRTS 0010813

CR #: 10815 TD: TA4600 DATE: 870827 10:11:02
189X DN-101 UNKNOWN

(101) CR10813B L/F DUMMY HEAD C.G. LAT 1000C
MAX = 11.51 at 108.8 MS MIN = -2.880 at 66.16 MS **AXIS 1**

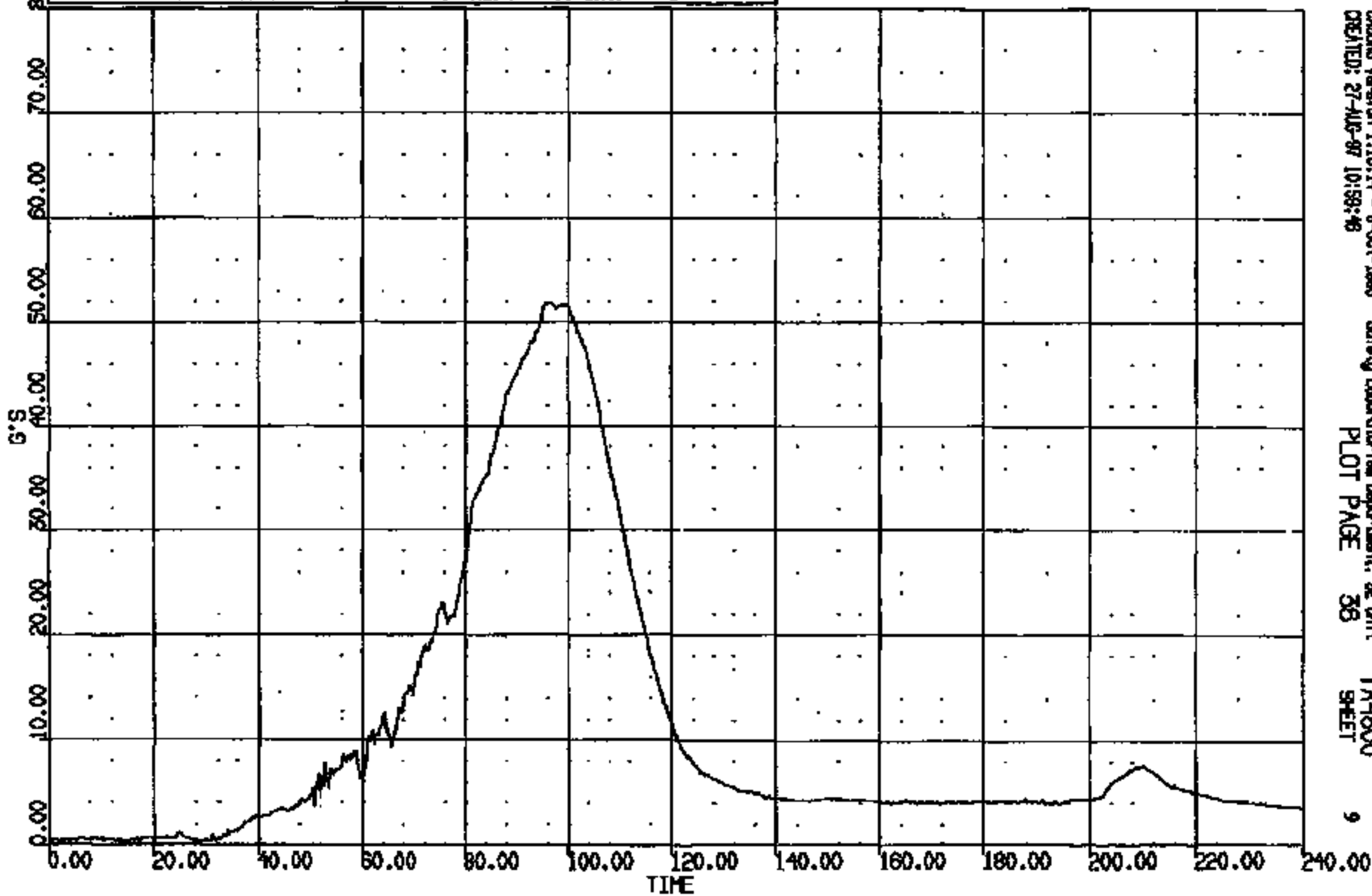


CASINS Version 1.18.14 - 8-01-1988 Safety Laboratories Department, SE Unit
CREATED: 27-AUG-87 11:02:32 PLOT PAGE 144 TA4600
SHEET

CRTS 0010813

DTA 10815 TO: TA4600 DATE: 970827 10:11:02
 IIRX DN: 101 UNKNOWN
 IIRX: 874. DUR: 840.0 T1/T2: 78.0 // 113.
 IIRX: 855. DUR: 15.0 T1/T2: 58.7 // 105.

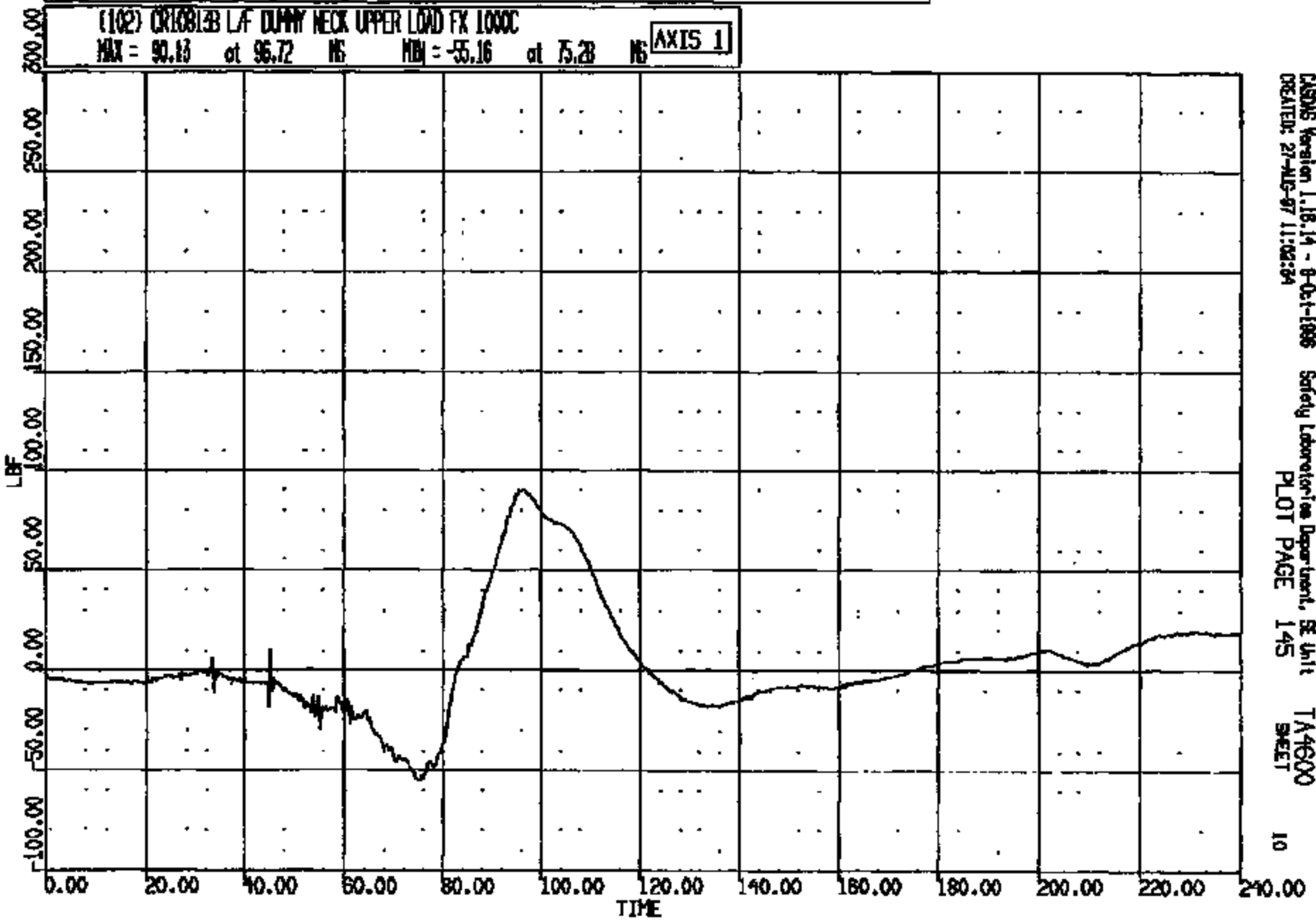
(1000) CR108138 LAF DUMMY HEAD C.G. RES 1000
 MAX = 51.86 at 95.68 MS MIN = 0.2549 at 28.56 MS **AXIS 1**



CRTS 0010813

CR R: 10813 TO: TA4600 DATE: 970827 10:11:02
199X DN-101 UNKNOWN

(102) CR10813B LAF DUMMY NECK UPPER LOAD FX 1000C
MAX = 90.13 at 96.72 MS MIN = -55.16 at 75.28 MS **AXIS 1**



CASINS Version 1.18.14 - 8-01-1998 Safety Laboratories Department, SE Unit
CREATED: 27-AUG-97 11:02:24 PLOT PAGE 145 TA4600 SHEET 10

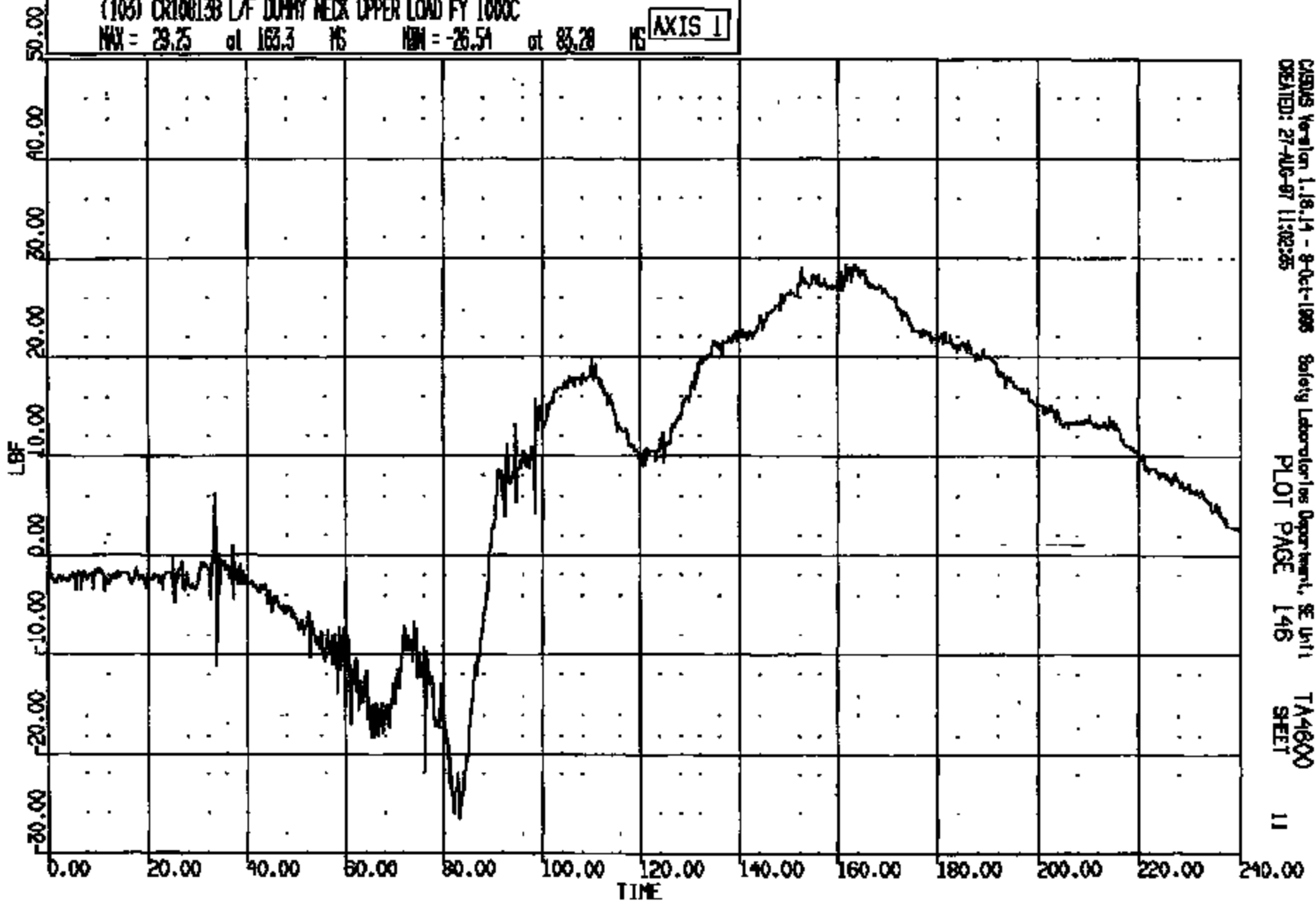
CRTS 0010813

CR R: 10813 TO: TA4600 DATE: 970827 10:11:02
100X DN-101 UNKNOWN

(103) CR10813B L/F DUMMY NECK UPPER LOAD FY 1000C

MAX = 29.25 at 163.3 MS MIN = -26.54 at 83.28 MS

AXIS 1



CASUS Version 1.18.14 - 9-Oct-1998
CREATED: 27-AUG-97 11:02:25

Safety Laboratories Department, SE Unit
PLOT PAGE 146

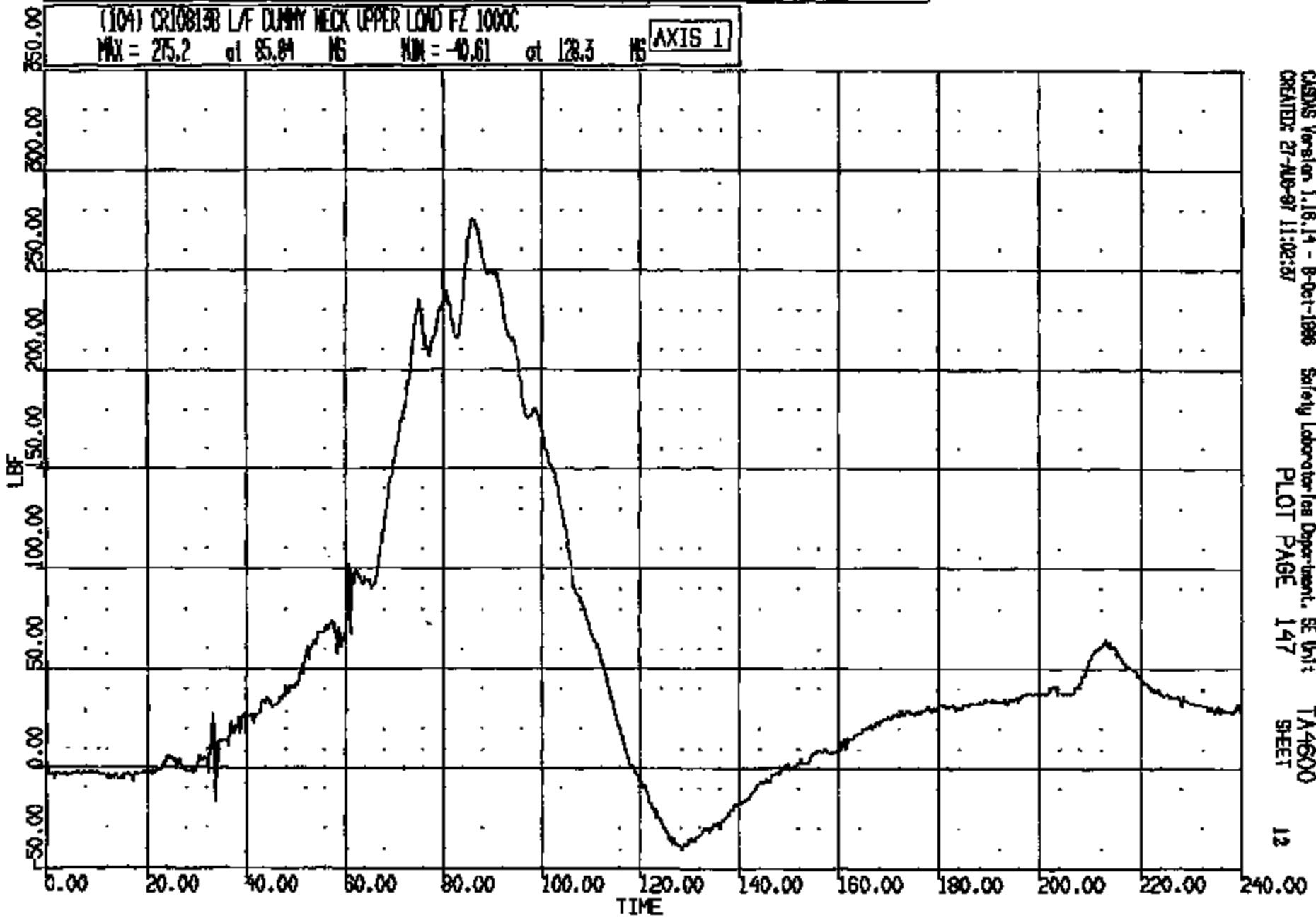
TA4600
SHEET

11

CRTS 0010813

CR #: 10813 TO: TA4600 DATE: 870827 10:11:02
100X DN-101 UNKNOWN

(104) CR10813B L/F DUMMY NECK UPPER LOAD FZ 1000C
MAX = 275.2 at 85.84 MS MIN = -40.61 at 128.3 MS **AXIS 1**

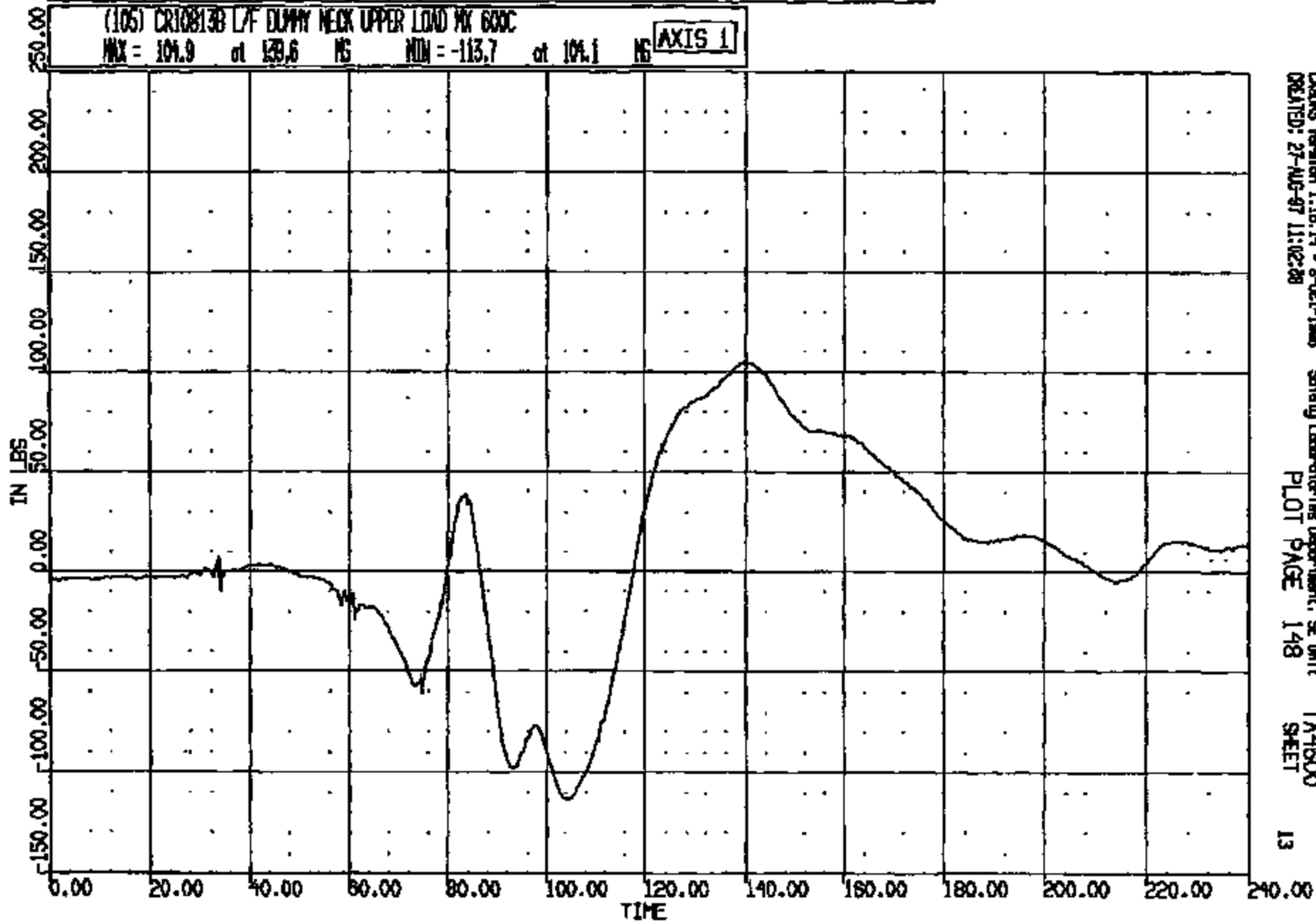


CASMS Version 1.16.14 - 8-Oct-1986 Safety Laboratory/tes Department, SE Unit: TA4600
CREATED: 27-AUG-87 11:02:37 PLOT PAGE 147 SHEET 12

CRTS 0010813

CR R: 10915 TO: TA4600 DATE: 970827 10:11:02
199X DN-101 UNKNOWN

(105) CR10813B L/F DUMMY NECK UPPER LOAD PK 600C
MAX = 104.9 at 139.6 MS MIN = -113.7 at 104.1 MS **AXIS 1**

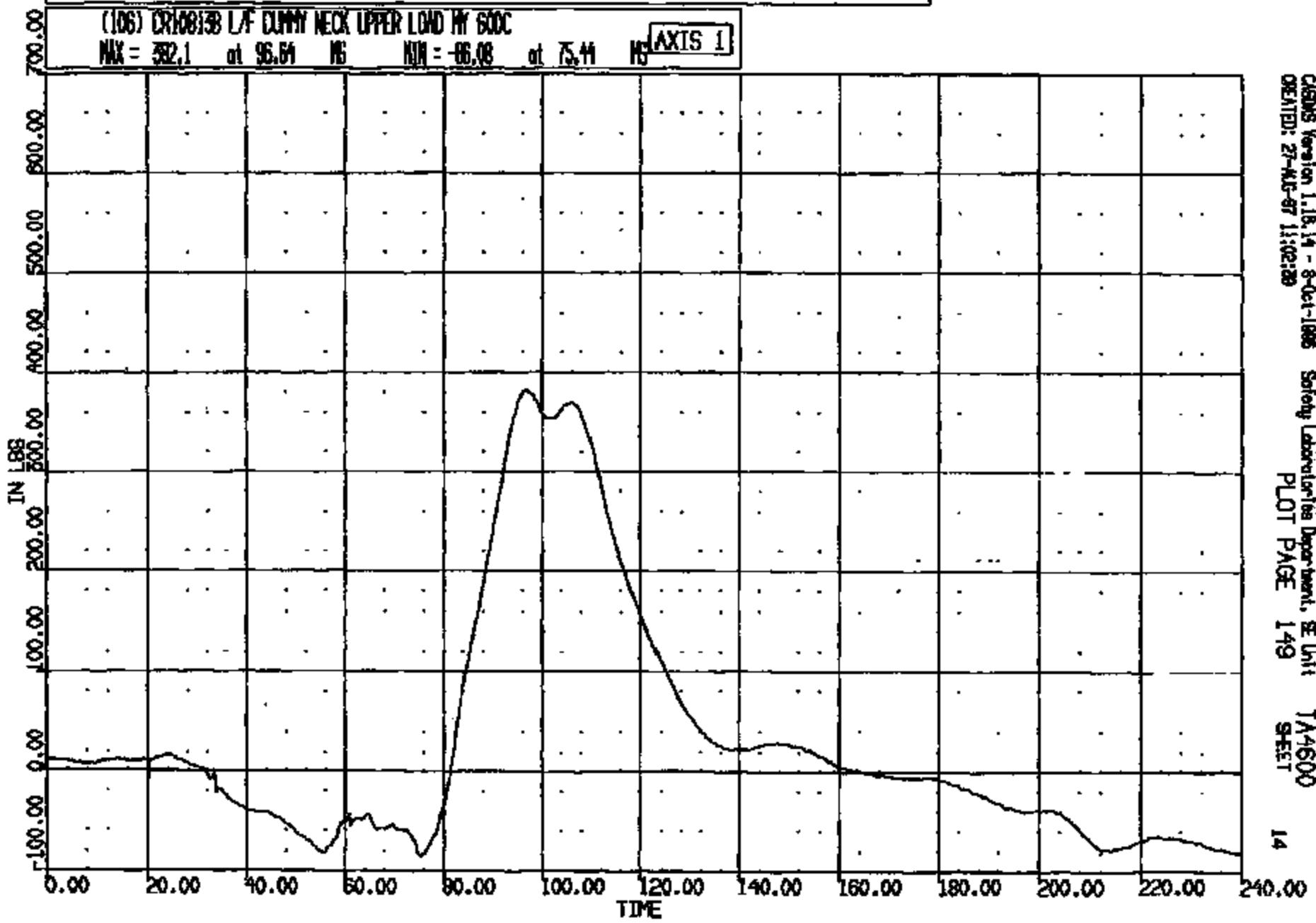


CRS Version 1.16.14 - 8-Oct-1998 Safety Laboratories Department, SE Unit TA4600
CREATED: 27-AUG-97 11:02:30 PLOT PAGE 148 SHEET 13

CRIS 0010813

CR R: 10813 TO: TA4800 DATE: 870827 10:11:02
100X DN-101 UNKNOWN

(106) CRT0813B L/F CUNNY NECK UPPER LOAD BY 600C
MAX = 382.1 at 96.64 MS MIN = -86.08 at 75.44 MS **AXIS 1**

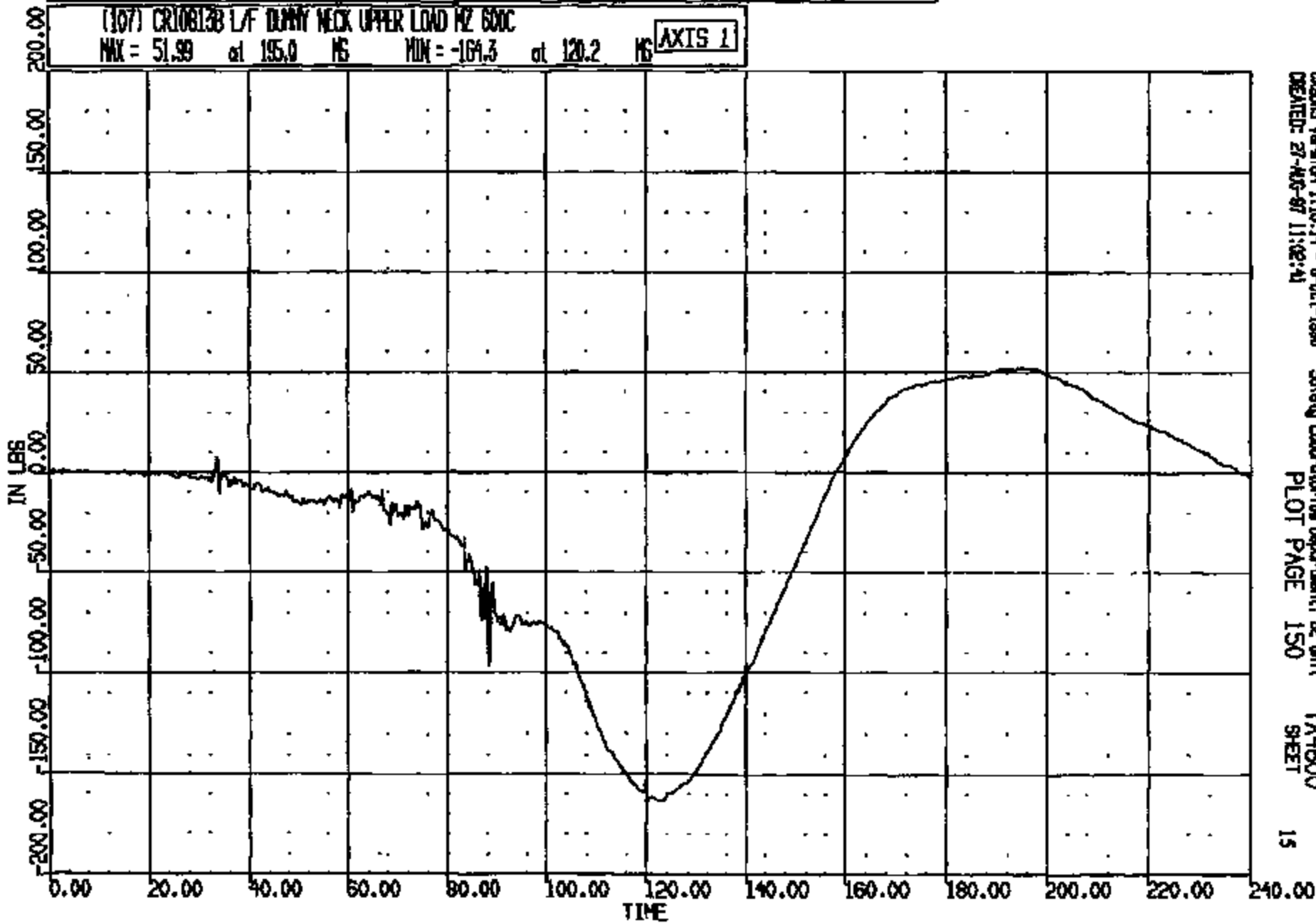


CRS05 Version 1.18.14 - 8-Oct-1986 Safety Laboratories Department, SE Unit
CREATED: 27-AUG-87 11:02:28 PLOT PAGE 149 SHEET 14

CRTS 0010813

CR R: 10813 TO: TA4600 DATE: 970827 10:11:02
199X DN-101 UNKNOWN

(107) CR108133 L/F DUMMY NECK UPPER LOAD FZ 600C
MAX = 51.99 at 195.0 MS MIN = -164.3 at 120.2 MS **AXIS 1**

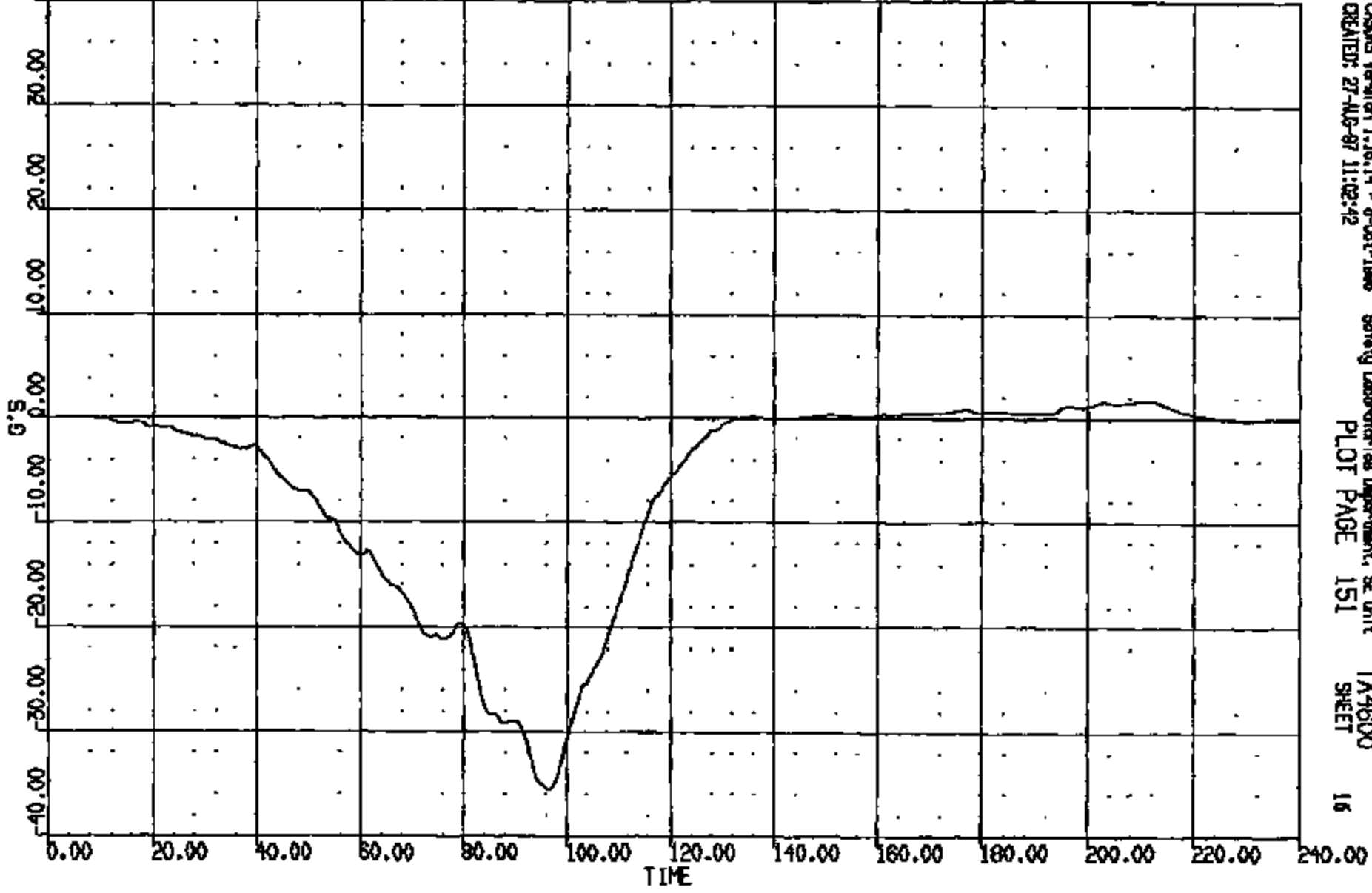


CRS Version 1.16.14 - 8-Oct-1998 Safety Laboratories Department, BE Unit TA4600
CREATED: 27-AUG-97 11:02:41 PLOT PAGE 150 SHEET 15

CRIS 0010813

CR #: 10813 TO: TA4600 DATE: 970827 10:11:02
199X DN-101 UNKNOWN

(108) CR10813B L/F DUMMY CHEST LONG 180C
MAX = 1.715 at 210.3 MS MIN = -35.58 at 96.64 MS **AXIS 1**



CASMS Version 1.16.14 - 8-Oct-1998 Safety Laboratories Department, SE Unit TA4600
CREATED: 27-AUG-97 11:02:42 PLOT PAGE 151 SHEET 16

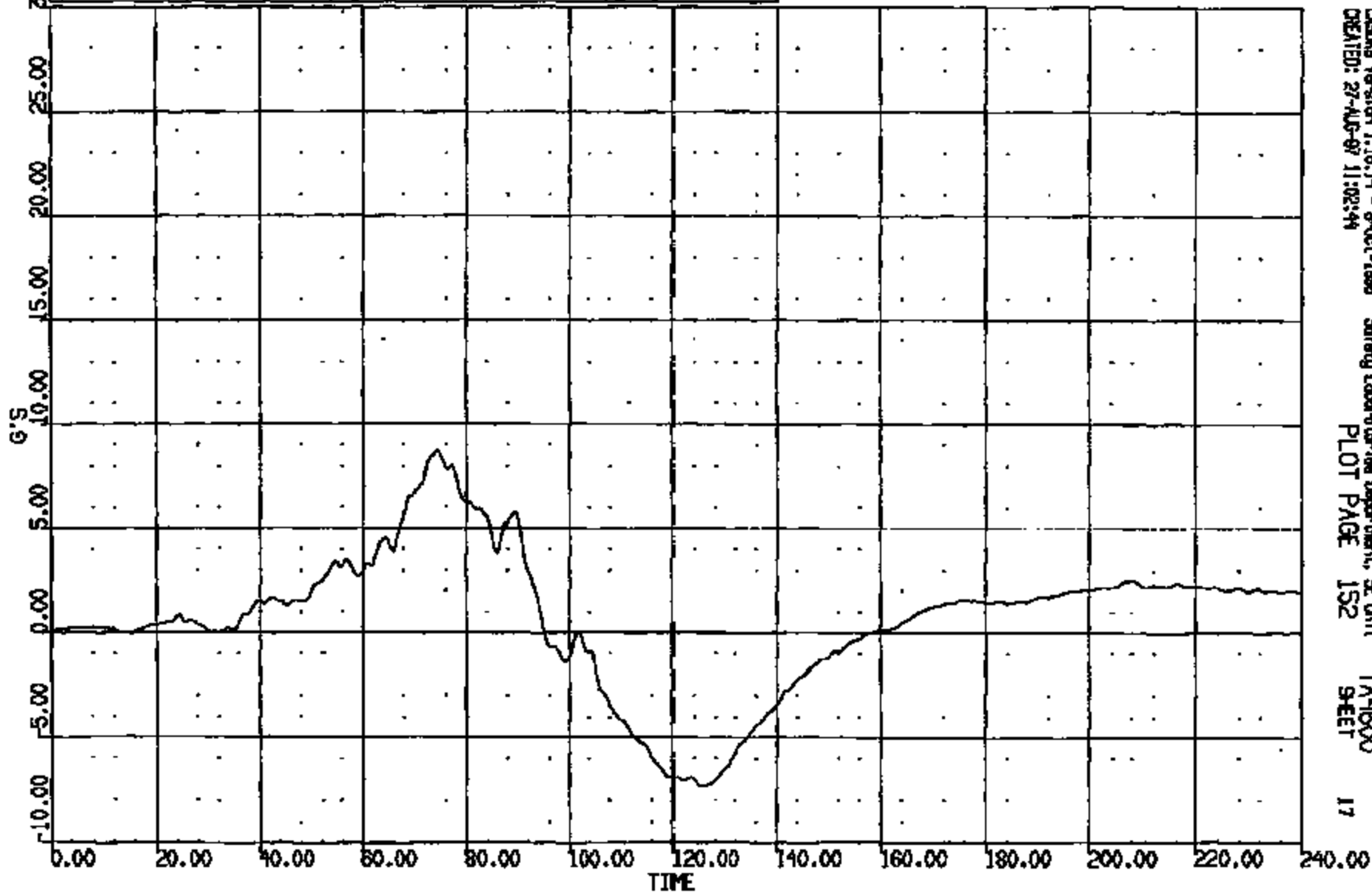
CRTS 0010813

CR #: 10813 TO: TA4800 DATE: 970227 10:11:02
199X DN-101 UNKNOWN

(109) CR10813B L/F DUMMY CHEST VERT 180C

MAX = 8.725 at 74.24 MS MIN = -7.330 at 125.8 MS

AXIS 1



CASONS Version 1.6.14 - 9-Oct-1999 Safety Laboratories Department, SE Unit
CREATED: 27-AUG-97 11:02:44
PLOT PAGE 152 SHEET 17

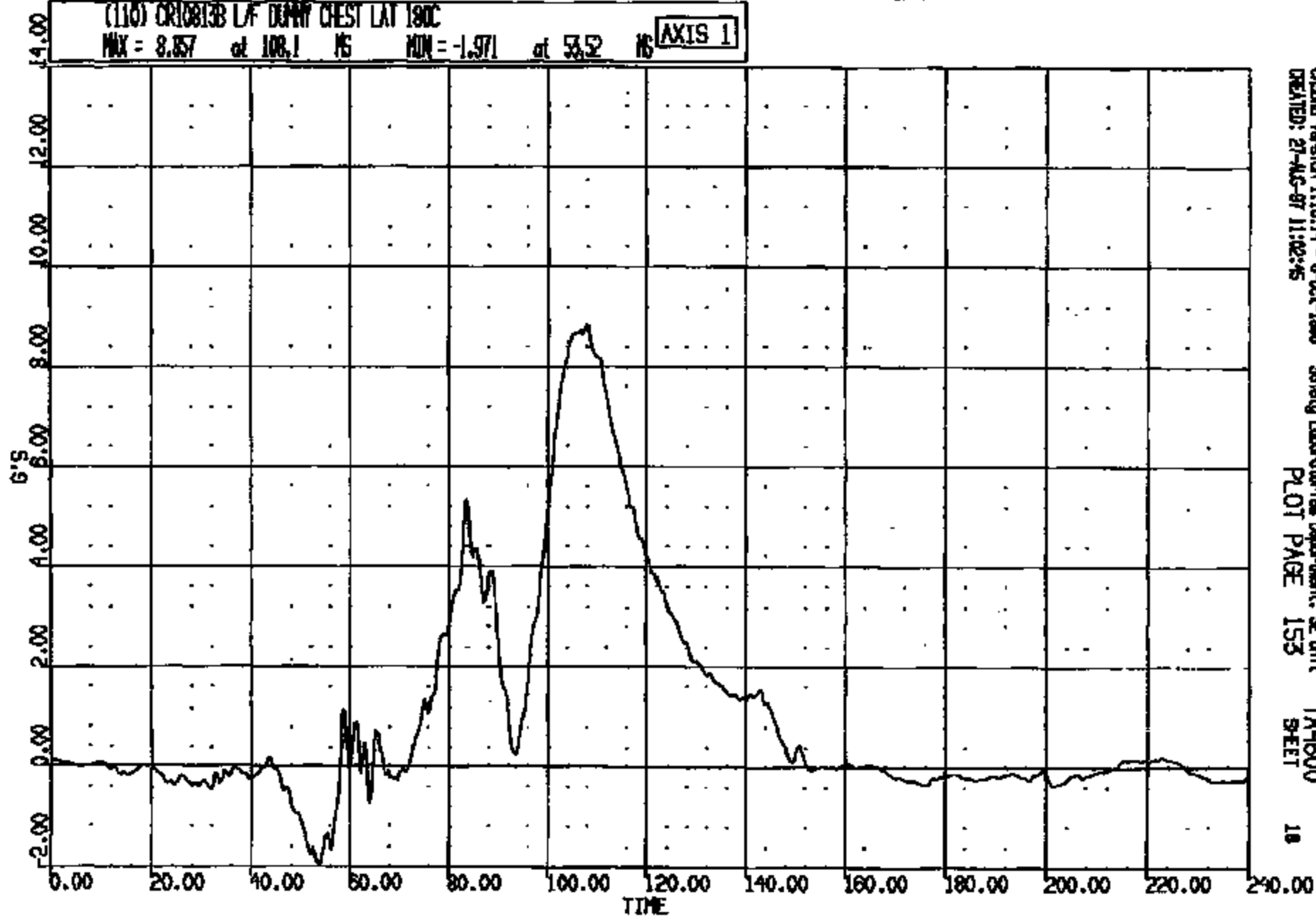
CRTS 0010813

CR #: 10813 TO: TA4600 DATE: 970827 10:11:02
199X DN-101 UNKNOWN

(110) CR10813B LAF DENNY CHEST LAT 190C

MAX = 8.857 at 108.1 NS MIN = -1.971 at 56.2 NS

AXIS 1

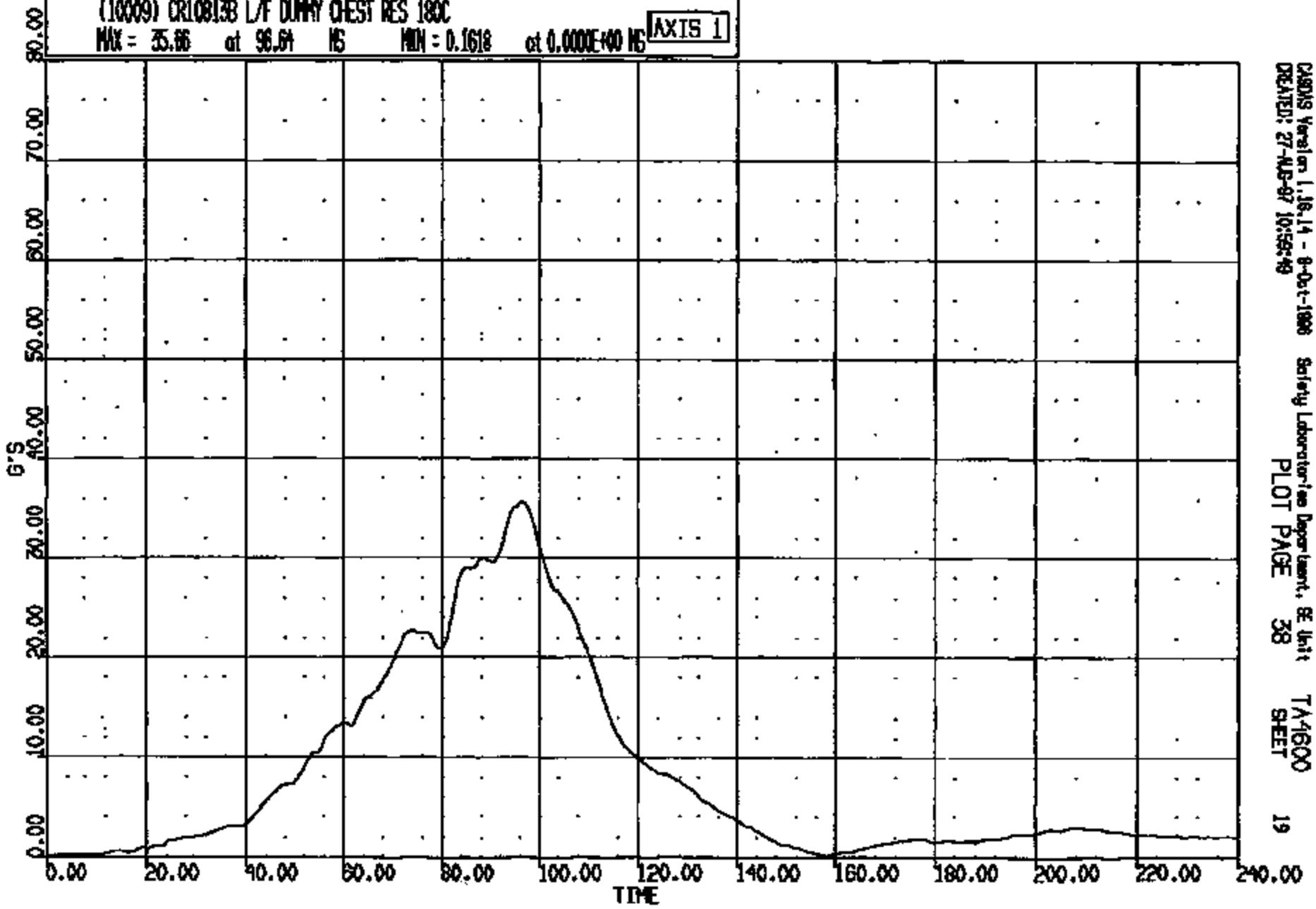


CRTS 0010813

CR R: 10813 TO: TA1800 DATE: 970827 10:11:02
186X DN-101 UNKNOWN
DURATION = 54.968 Duration time = 2.0000

(10009) CR108133 L/F DUMMY CHEST RES 180C
MAX = 35.86 at 96.64 MS MIN = 0.1618 at 0.000E+00 MS

AXIS 1

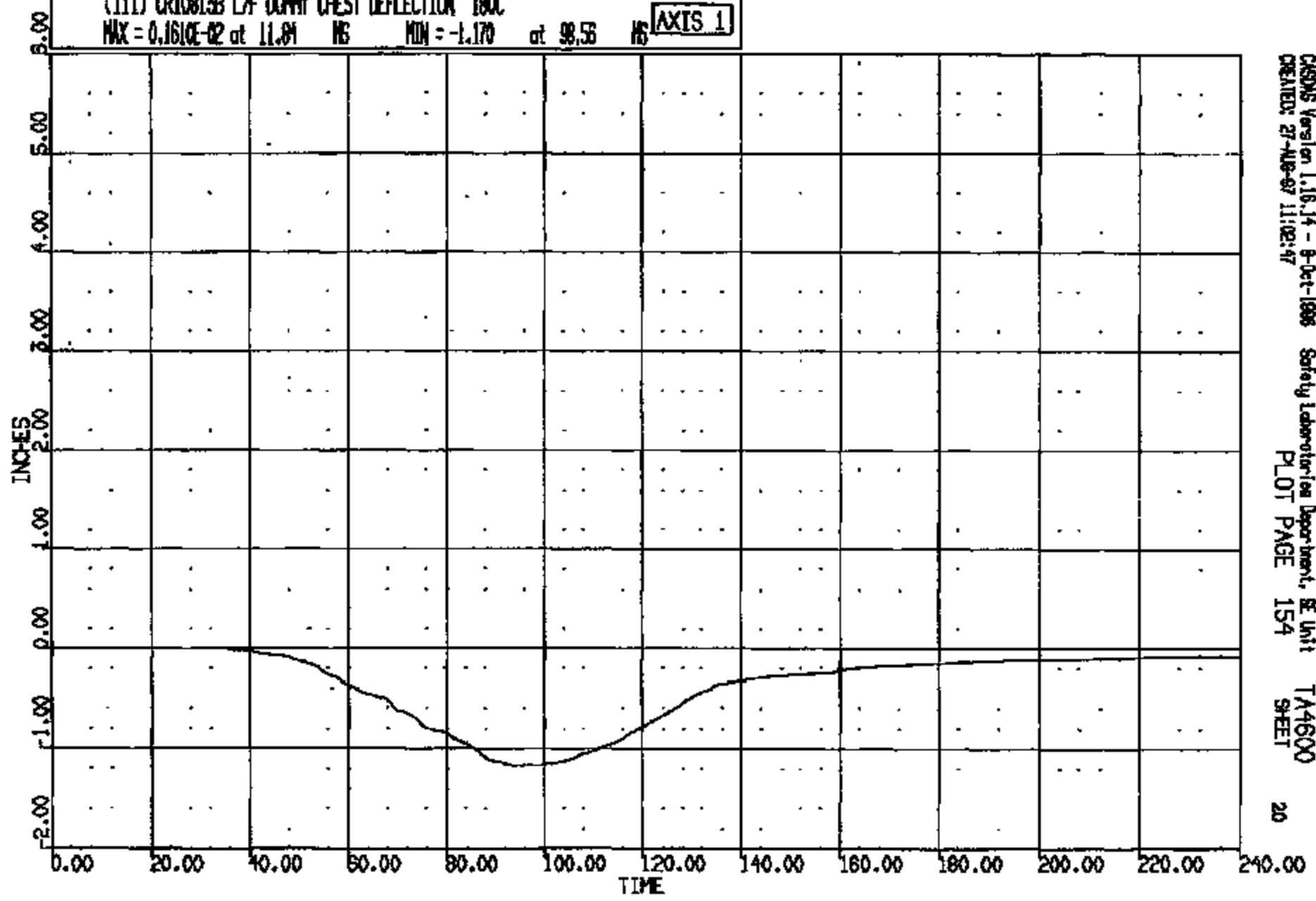


CARDIS Version 1.16.14 - 8-Oct-1988 Safety Laboratories Department, SE Unit TA1800
CREATED: 27-AUG-97 10:58:48 PLOT PAGE 38 SHEET 19

CRTS 0010813

CR #: 10815 TO: TA4600 DATE: 070827 10:11:02
100X DN-101 UNKNOWN

(11) CR10813B L/R DUMMY CHEST DEFLECTION 180C
MAX = 0.1610E-02 at 11.04 MS MIN = -1.170 at 98.56 MS **AXIS 1**

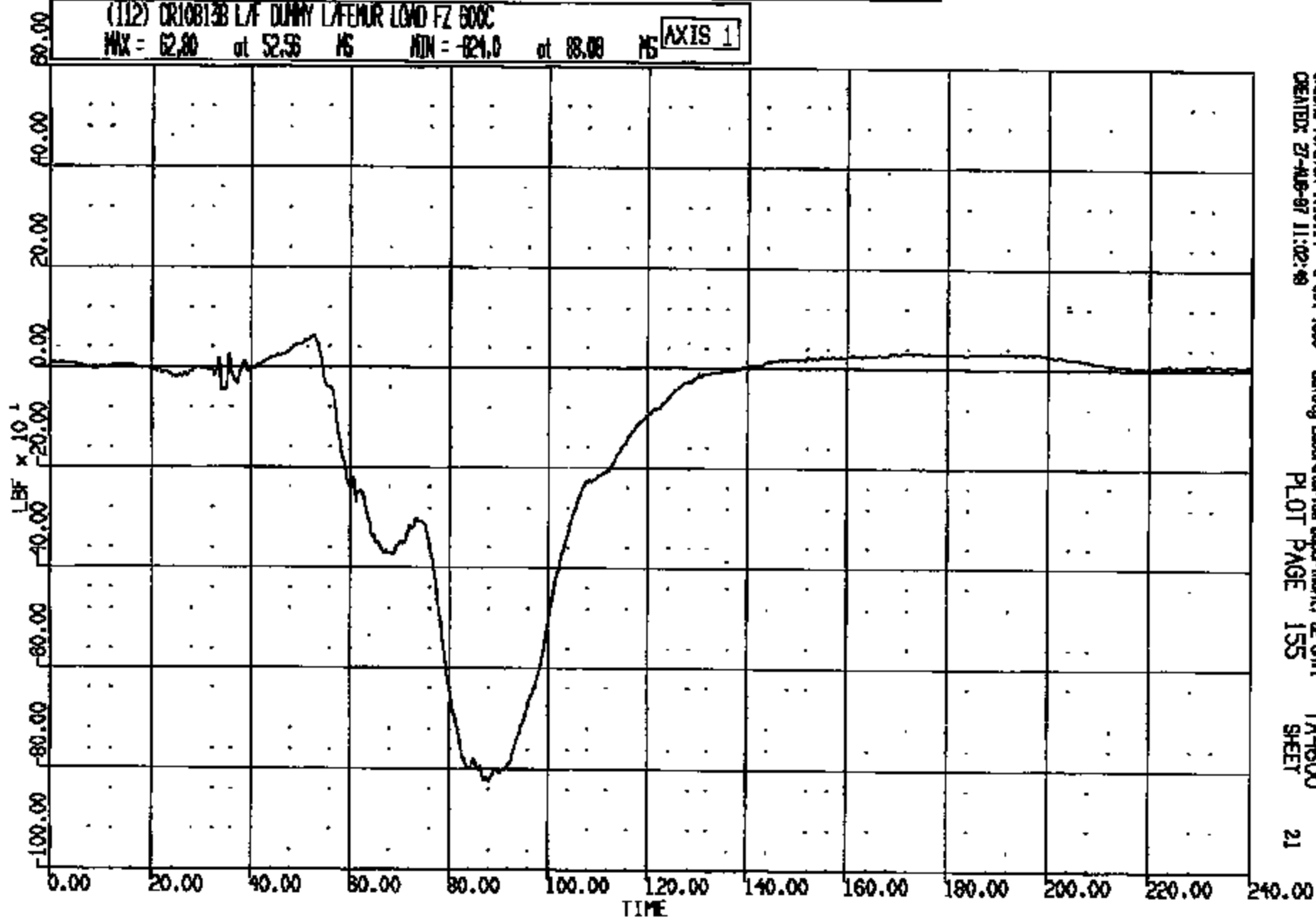


CASIMS Version 1.16.14 - 8-Oct-1998 Safety Laboratories Department, SE Unit TA4600
CREATED: 27-AUG-97 11:02:47 PLOT PAGE 154 SHEET 20

CRTS 0010813

CR R: 10813 TO: TA4600 DATE: 870827 10:11:02
189X DN-101 UNKNOWN

(112) CR10813B L/F DUMMY L/FEMUR LOAD FZ 600C
MAX = 62.80 at 52.56 MS MIN = -824.0 at 88.08 MS **AXIS 1**



CRSIS Version 1.18.14 - 8-Oct-1998 Safety Laboratory Department, SE Unit TA4600
CREATED: 27-AUG-97 11:02:48 PLOT PAGE 155 SHEET 21

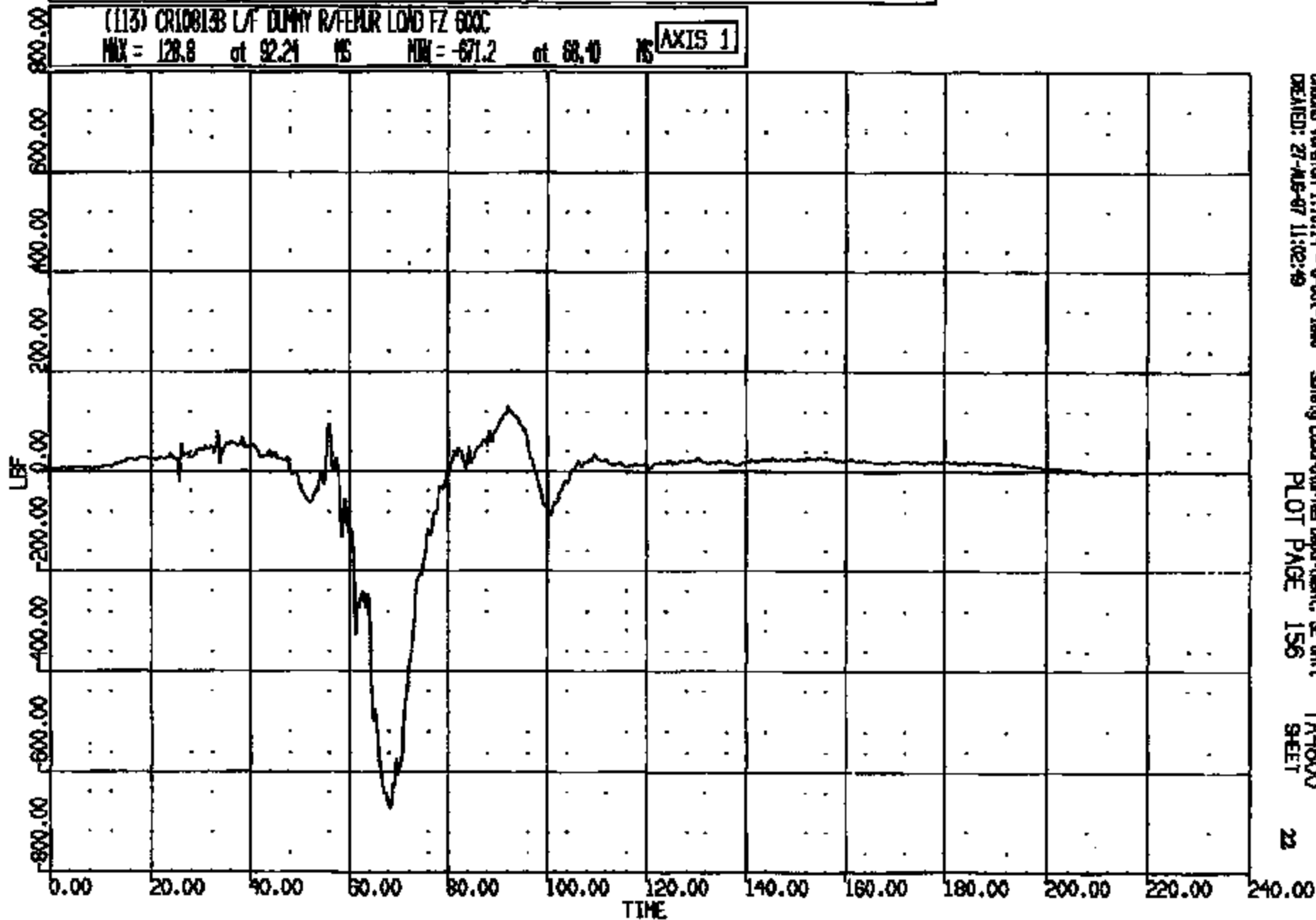
CRIS 0010813

CR R: 10813 TO: TA4600 DATE: 870827 10:11:02
189X DN-101 UNKNOWN

(113) CR108133 L/F DUMMY R/FEMUR LOAD FZ 600C

MAX = 128.8 at 92.21 MS MIN = -671.2 at 68.40 MS

AXIS 1



CADDS Version 1.18.14 - 8-Oct-1988
CREATED: 27-AUG-87 11:02:49

Safety Laboratories Department, SE Unit
PLOT PAGE 156

TA4600
SHEET

22

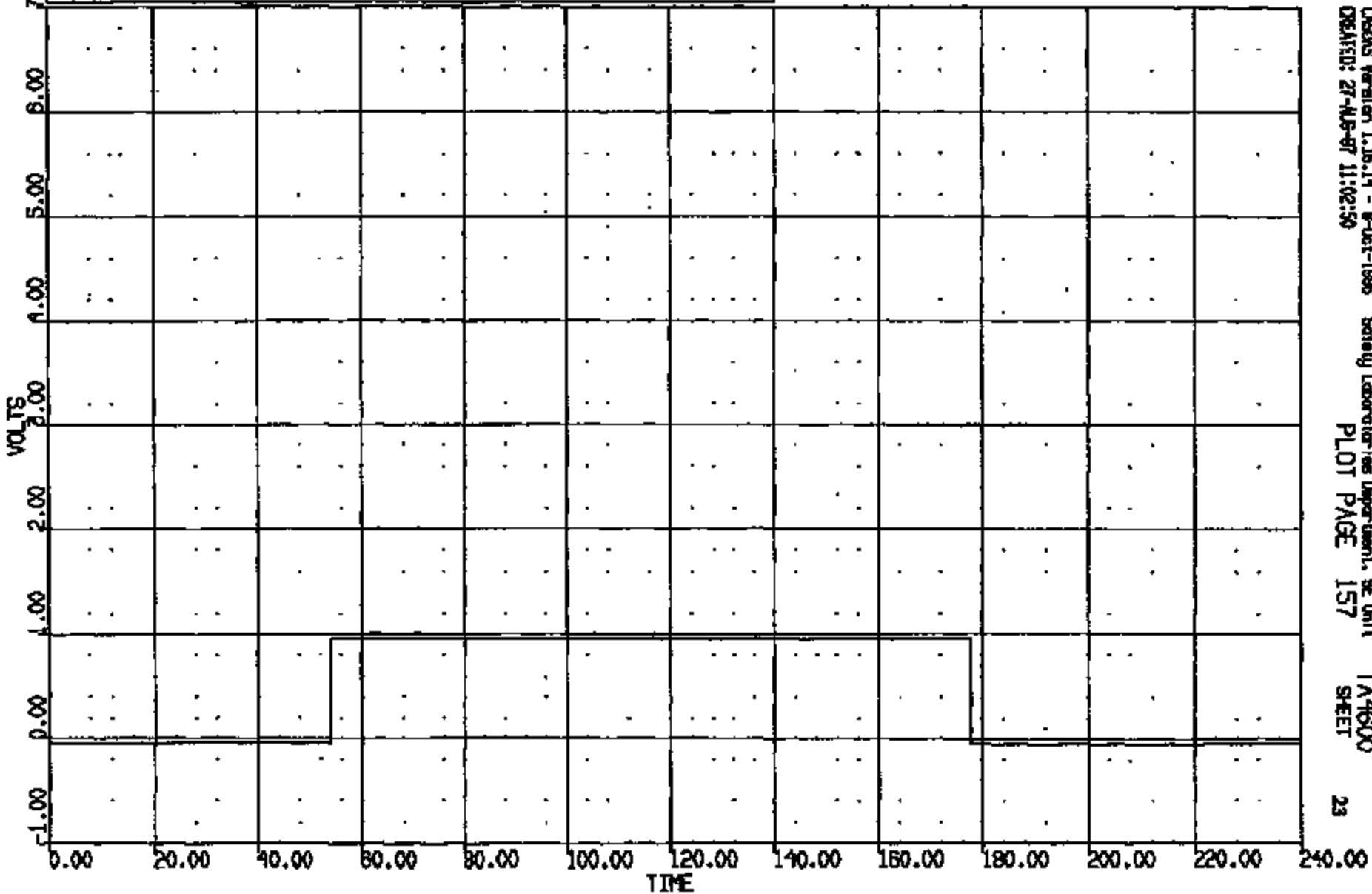
CRTS 0010813

CR R: 10815 TO: TA4600 DATE: 970827 10:11:02
100X ON-101 UNKNOWN

(114) CR10813B L/F DUMMY L/WEE SM 4000C

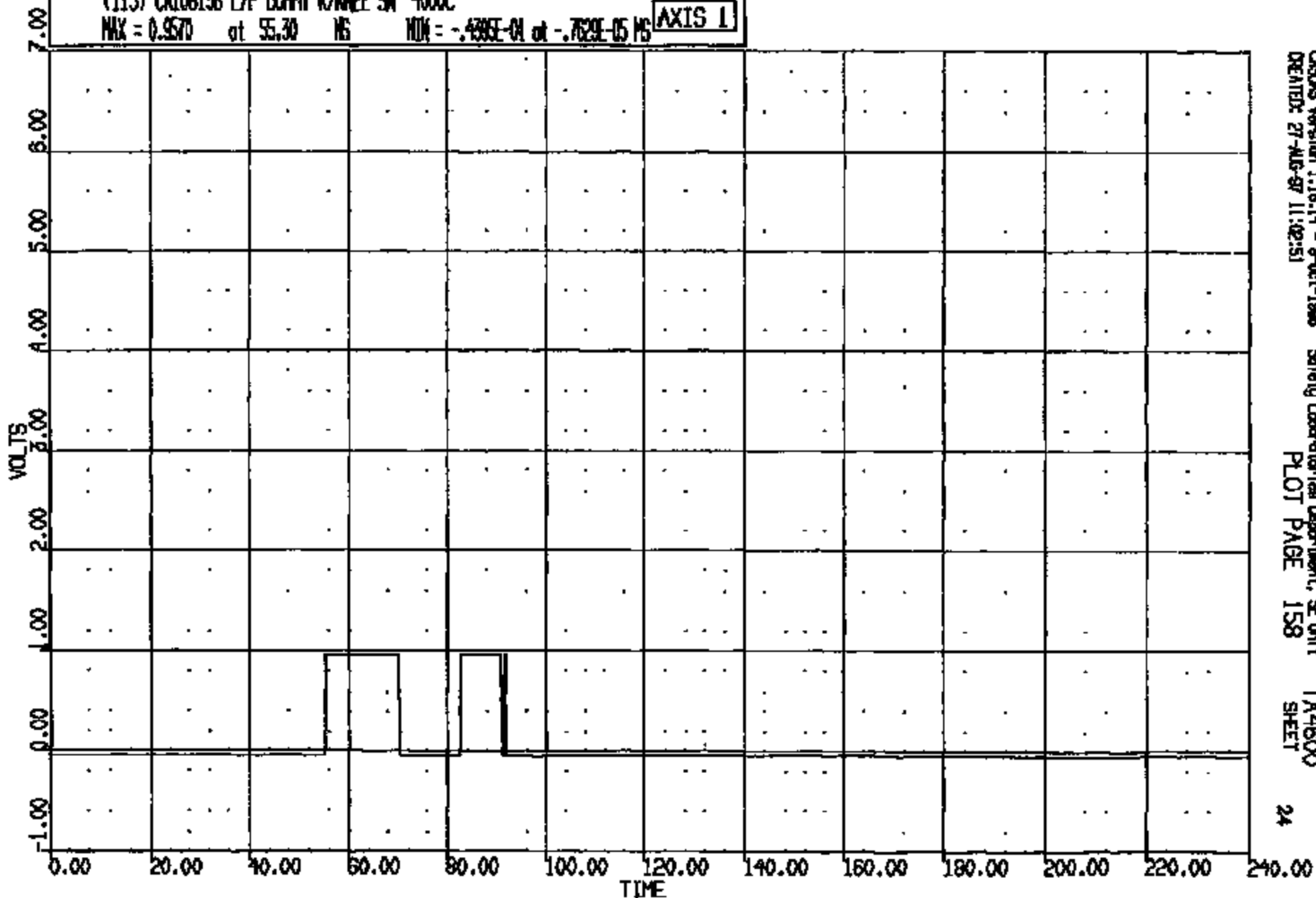
MAX = 0.9570 at 54.20 MS MIN = -.4305E-04 at -.7623E-05 MS

AXIS 1



CR R: 10815 TO: TA4600 DATE: 870827 10:11:02
199X DN-101 UNKNOWN

(115) CR10813B L/F DUMMY R/W/EE SH 4000C
MAX = 0.9570 at 55.30 MS MIN = -.4395E-04 at -.7629E-05 MS **AXIS 1**

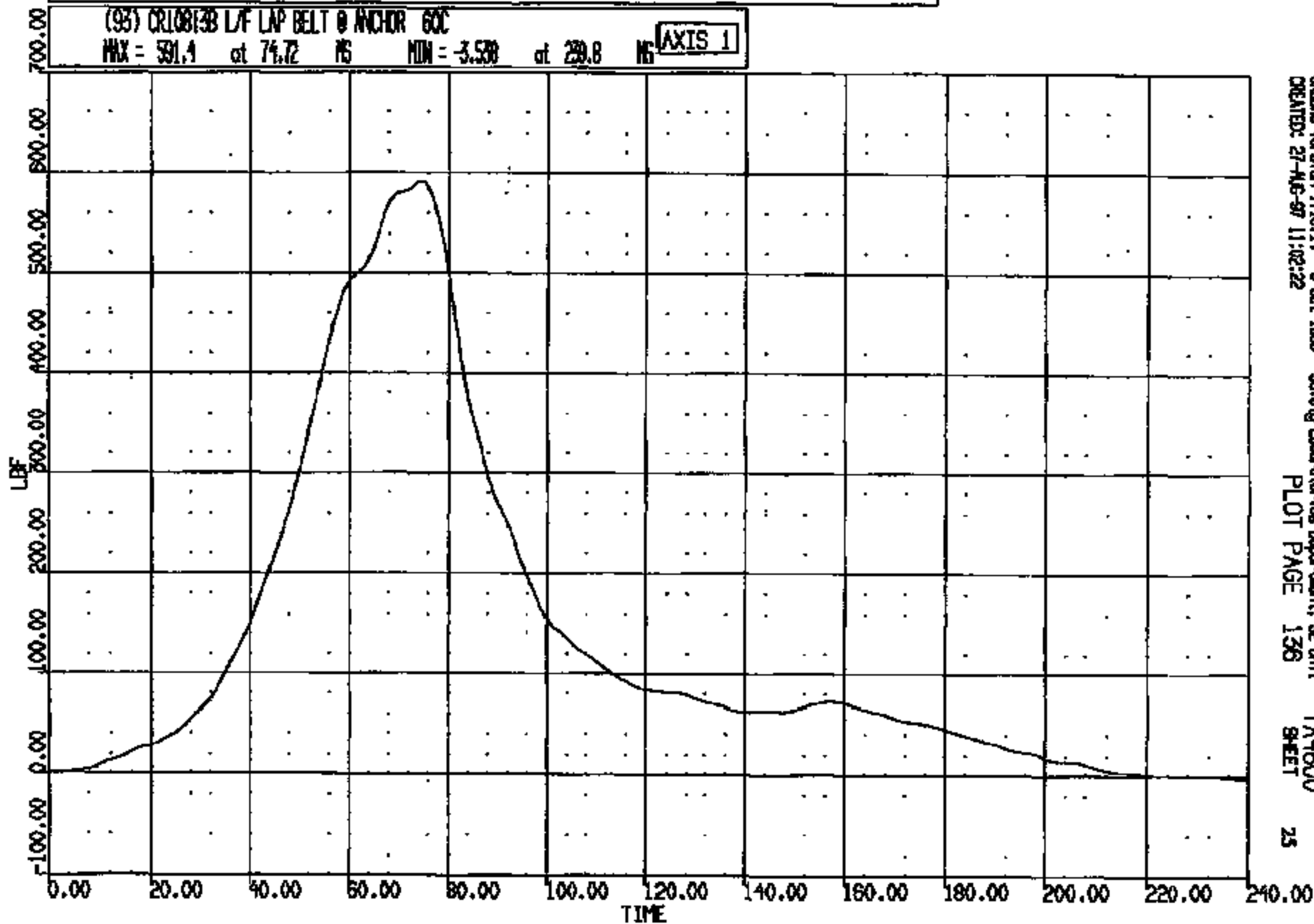


CR R: 10813 TO: TA4600 DATE: 970827 10:11:02
199X DN-101 UNKNOWN

(95) CR108133 L/F LAP BELT @ ANCHOR 60C

MAX = 591.4 at 74.72 NS MIN = -3.530 at 230.8 NS

AXIS 1



CASIMS Version 1.16.14 - 8-Oct-1998
CREATED: 27-AUG-97 11:02:22

Safety Laboratories Department, SE Unit
PLOT PAGE 136

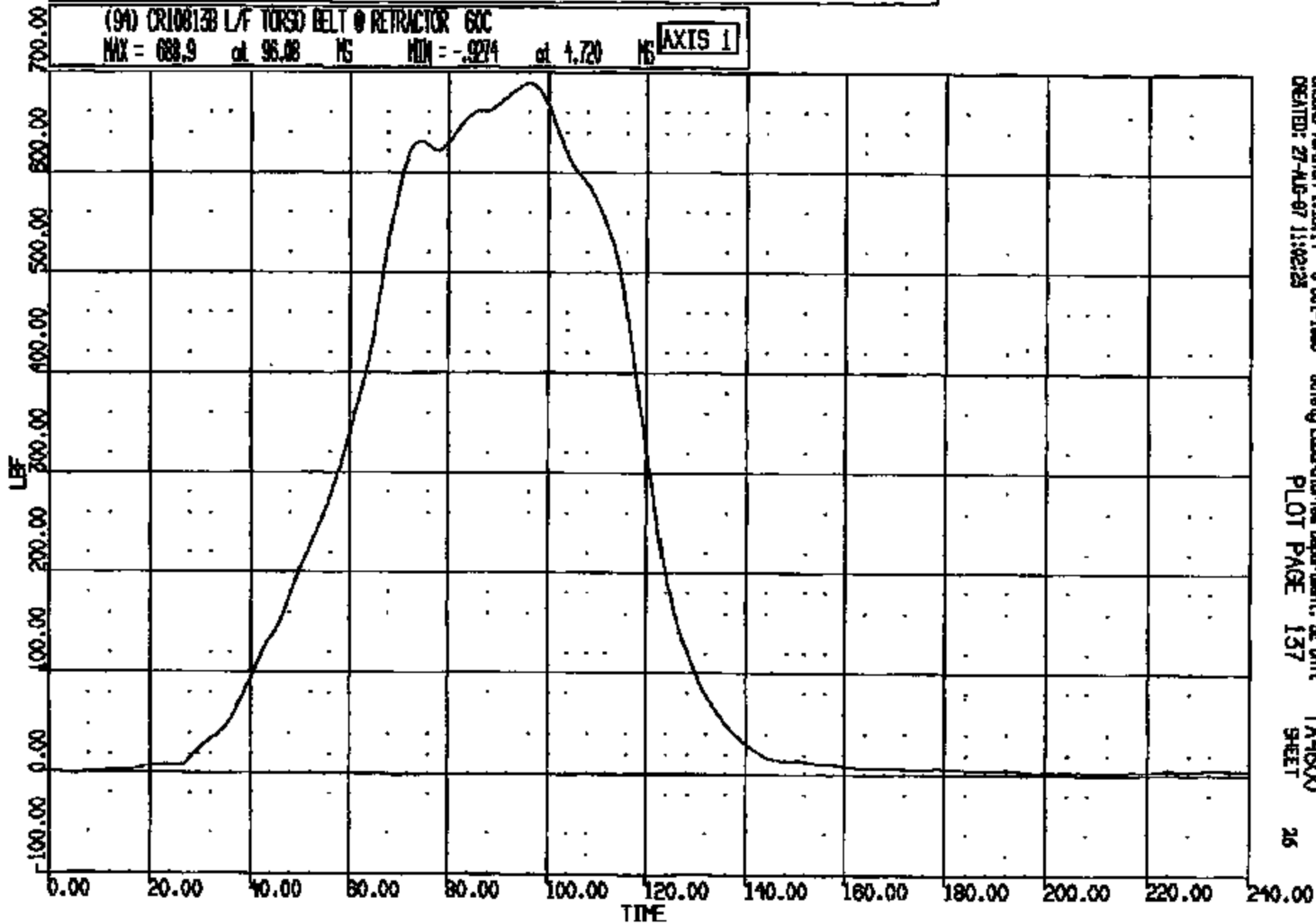
TA4600
SHEET

25

CRIS 0010813

CR #: 10813 TO: TA4600 DATE: 070827 10:11:02
189X DN-101 UNKNOWN

(94) CR10813B L/F TORSO BELT @ RETRACTOR 60C
MAX = 688.9 at 95.08 MS MIN = -.9274 at 1.720 MS **AXIS 1**



CASINS Hamilton 1.18.14 - 8-Oct-1988
CREATED: 27-AUG-87 11:02:23

Safety Laboratories Department, SE Unit
PLOT PAGE 137

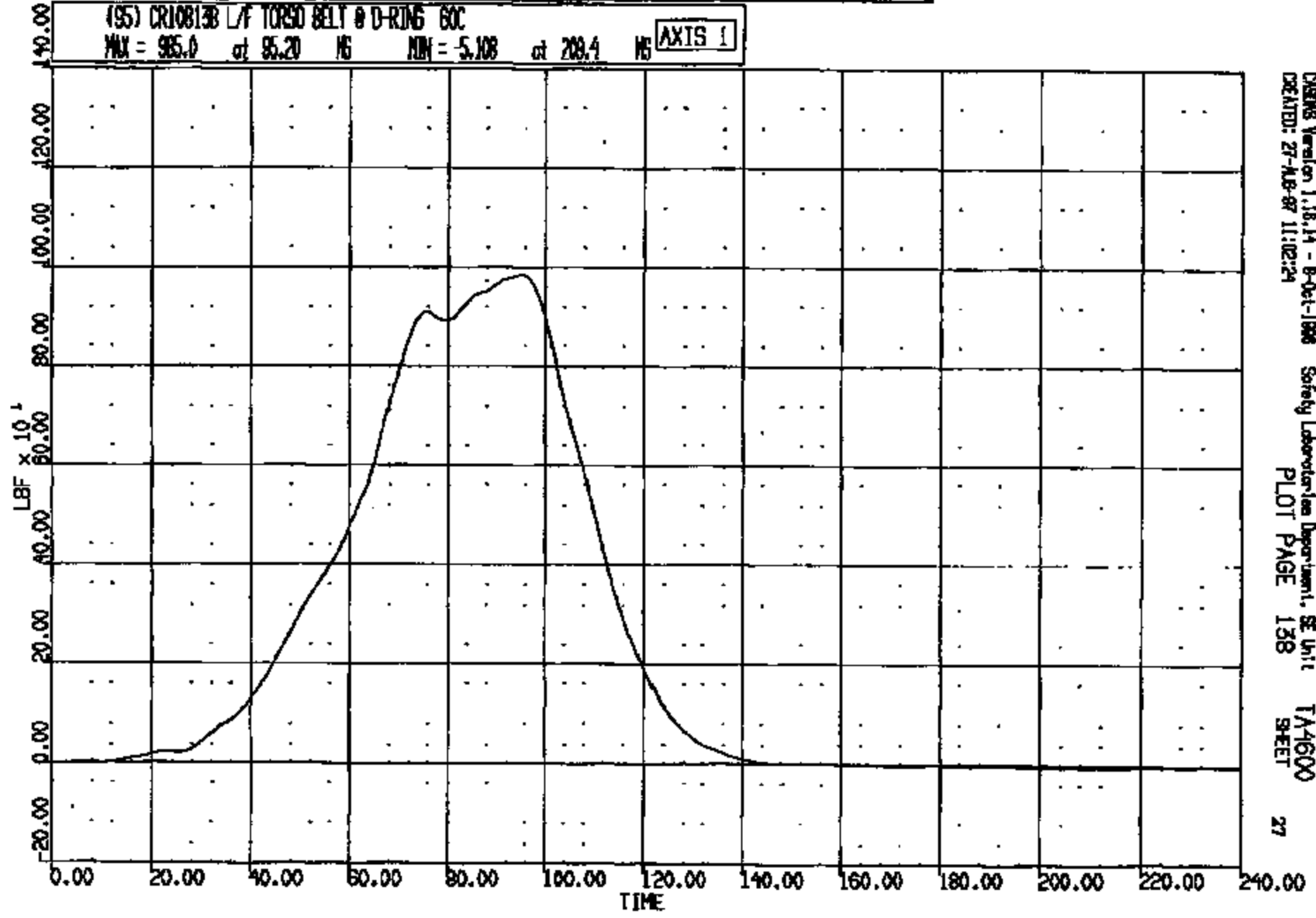
TA4600
SHEET

26

CRTS 0010813

CR R: 10813 TO: TA4600 DATE: 870827 10:11:02
199X DN-101 UNKNOWN

(95) CR10813B L/F TORSO BELT @ D-RING 60C
MAX = 985.0 at 85.20 MS MIN = -5.108 at 208.4 MS **AXIS 1**

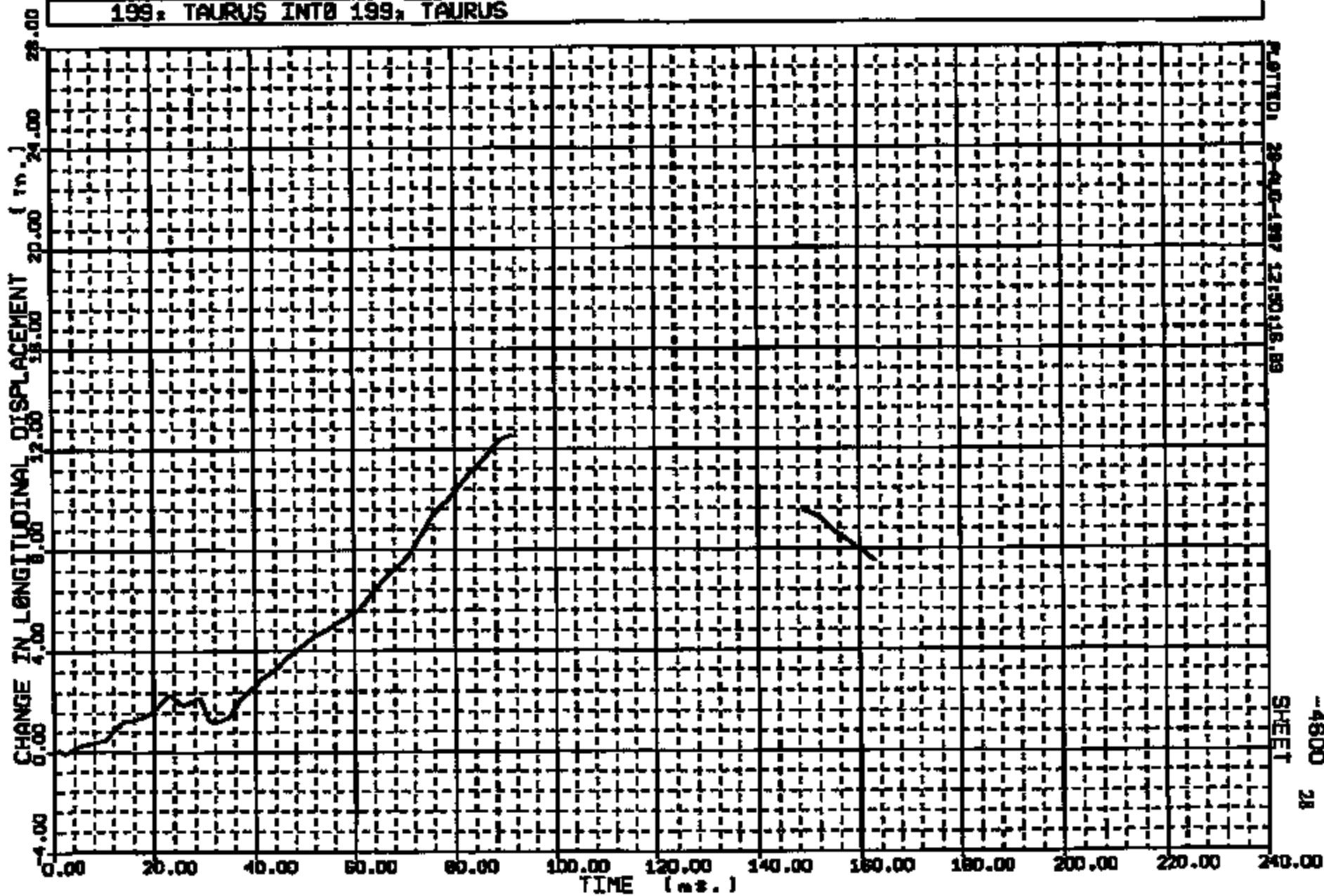


CRS06 Version 1.18.14 - 8-Oct-1986 Safety Laboratories Department, SE Unit TA4600
CREATED: 27-AUG-87 11:02:24 PLOT PAGE 138 SHEET 27

CRIS 0010813

Y - AXIS: L/S HEAD - DRIVER MFT L/ROCKER AT B-PILLAR MAX = 12.54 at 81.00 MIN = -.6821E-01 at 2.00

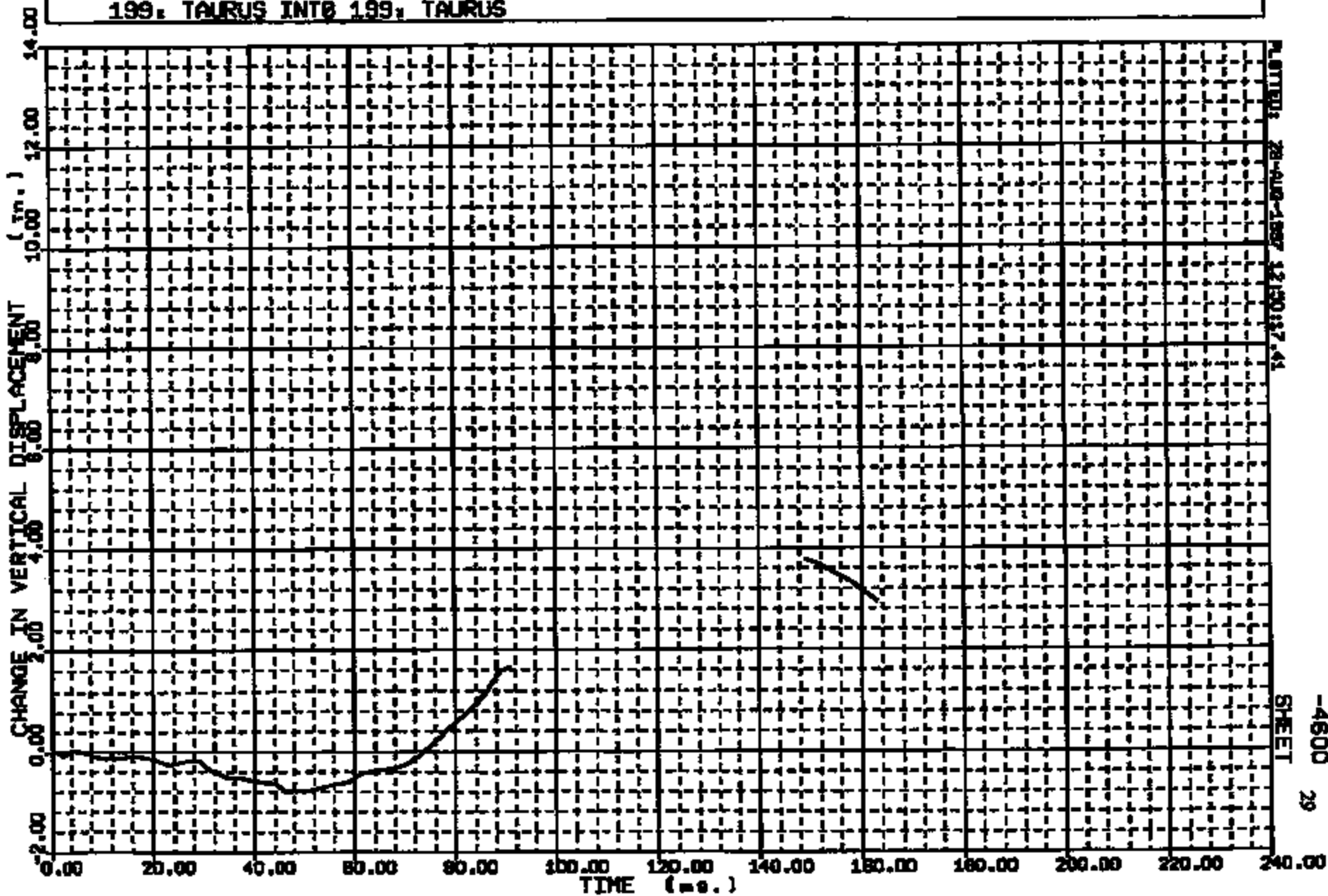
RUN NO.	FACILITY	TEST ORDER NO.	FILM ANALYSIS METHOD	PITCH CORRECTION
10813	BARRIER	-4600	SCALE	APPLIED
199: TAURUS INTO 199: TAURUS				



CRIS 0010813

Y - AXIS: L/S HEAD - DRIVER HRT L/ROCKER AT B-PILLAR MAX = 3.772 at 148.00 MIN = -.7928 at 48.00

RUN NO.	FACILITY	TEST ORDER NO.	FILM ANALYSIS METHOD	PITCH CORRECTION
10813	BARRIER	-4600	SCALE	APPLIED
199: TAURUS INT0 199: TAURUS				



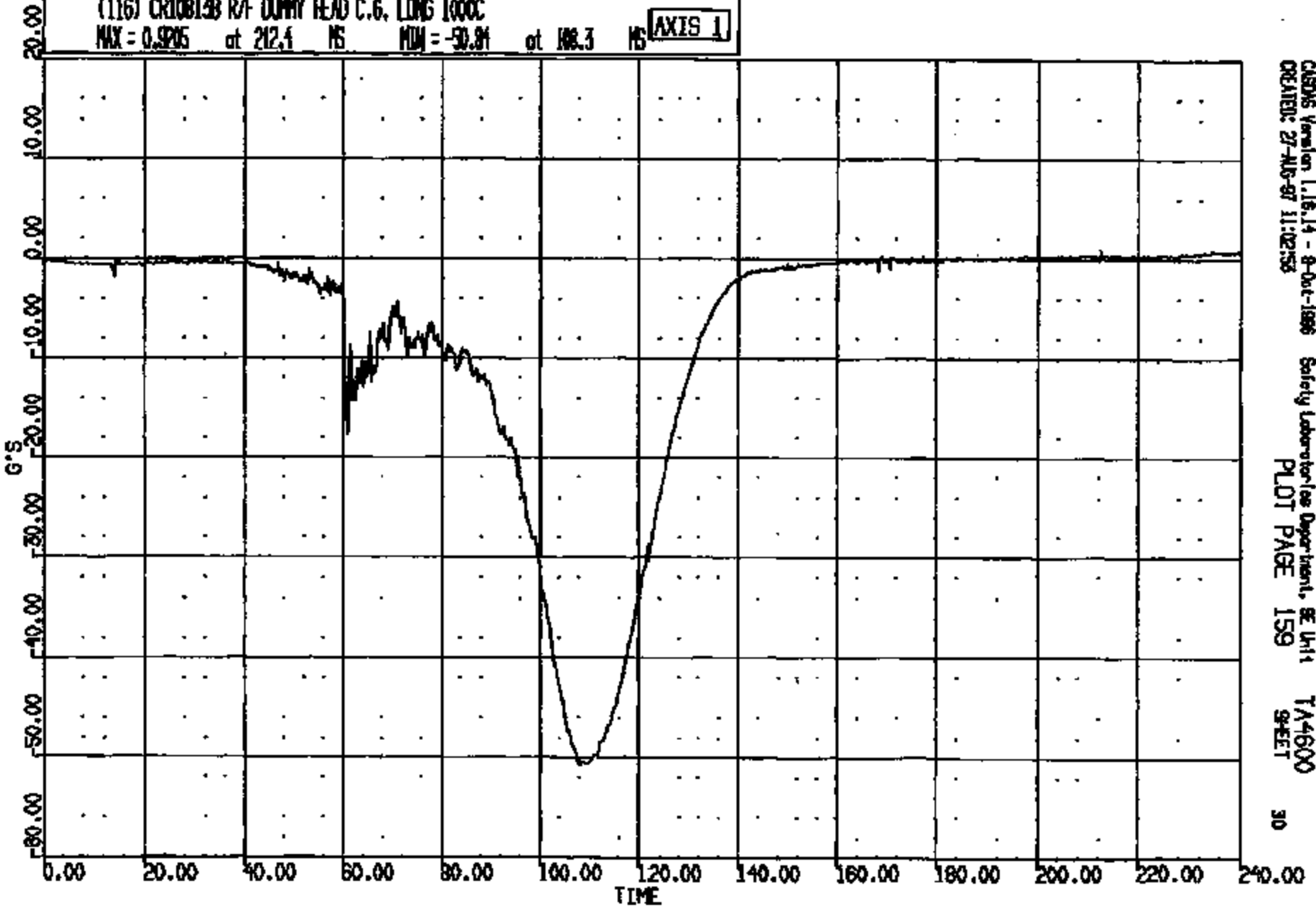
CRTS 0010813

PLATE: 28-408-1887 12120127.41

SHEET
-4600
29

CR #: 10813 TO: TA4600 DATE: 970827 10:11:02
199X DN-101 UNKNOWN

(116) CR10813 R/F DUMMY HEAD C.6, LONG 1000
MAX = 0.9205 at 212.4 MS MIN = -50.91 at 108.3 MS **AXIS 1**



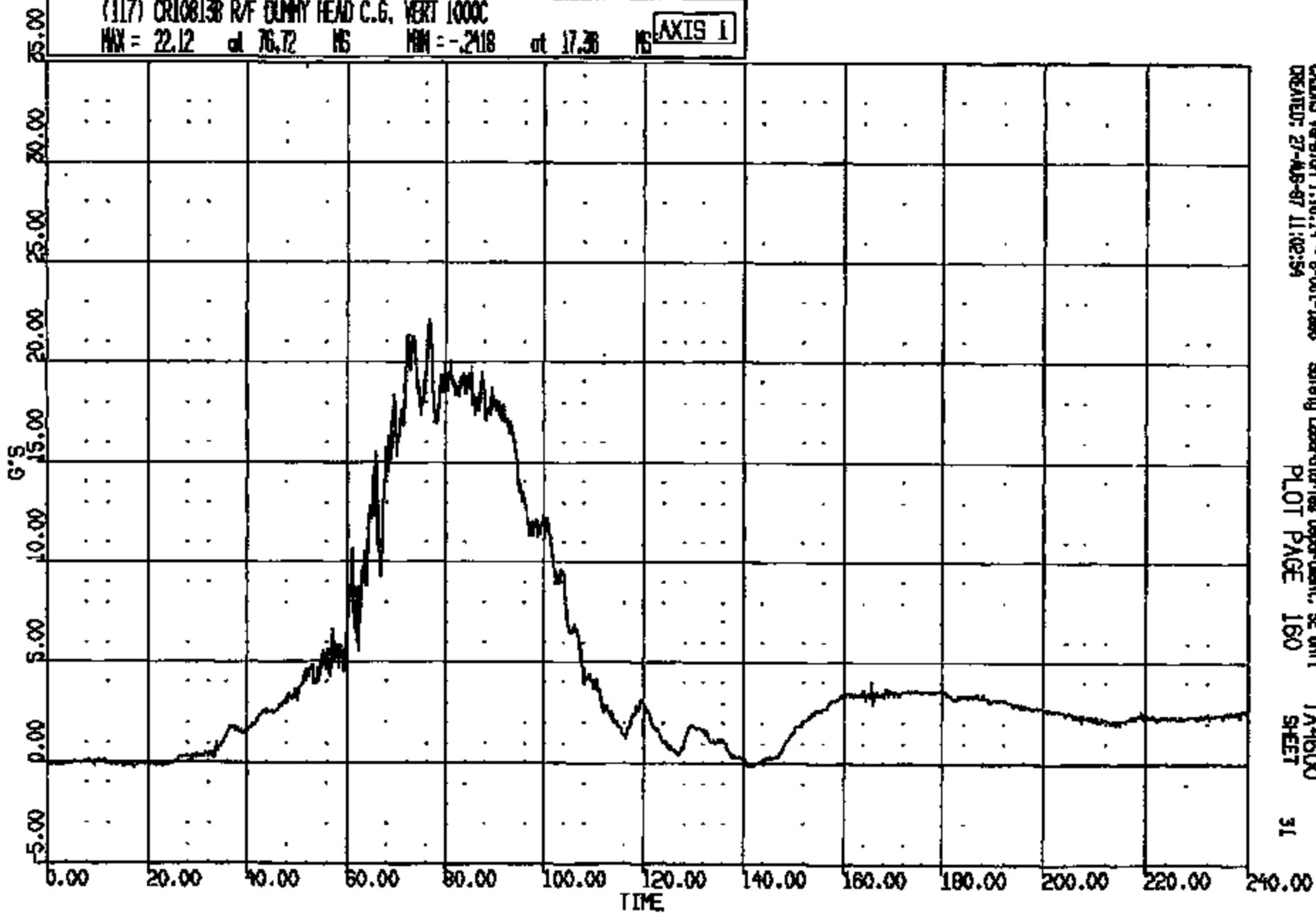
CASDS Version 1.16.14 - 8-Oct-1986 Safety Laboratories Department, SE Unit TA4600
CREATED: 27-AUG-97 11:02:53 PLOT PAGE 159 SHEET 30

CRTS 0010813

CR R: 10813 TO: TA4600 DATE: 970827 10:11:02
199X DN-101 UNKNOWN

(117) CR108130 R/F DUMMY HEAD C.G. NEXT 1000C
MAX = 22.12 at 76.72 MS MIN = -.2418 at 17.30 MS

AXIS 1



CRSNG Version 1.16.14 - 8-Oct-1989
CREATED: 27-AUG-87 11:02:54

Safety Laboratories Department, SE Unit
PLOT PAGE 160

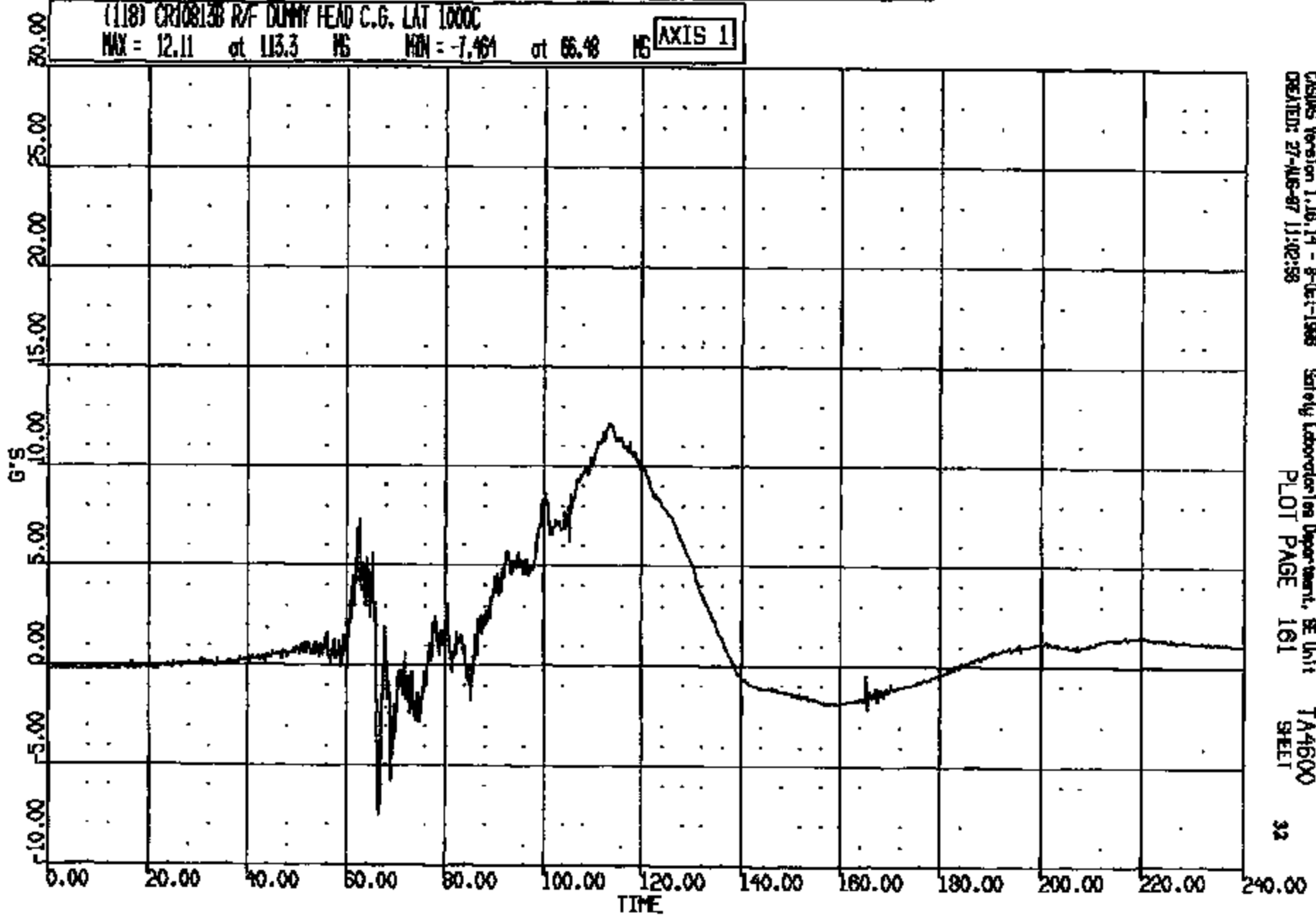
TA4600
SHEET

31

CRIS 0010813

CR R: 10813 TO: TA4600 DATE: 970827 10:11:02
199X DN-101 UNKNOWN

(118) CR10813B R/F DUMMY HEAD C.G. LAT 1000C
MAX = 12.11 at 113.3 MS MIN = -7.461 at 66.48 MS **AXIS 1**

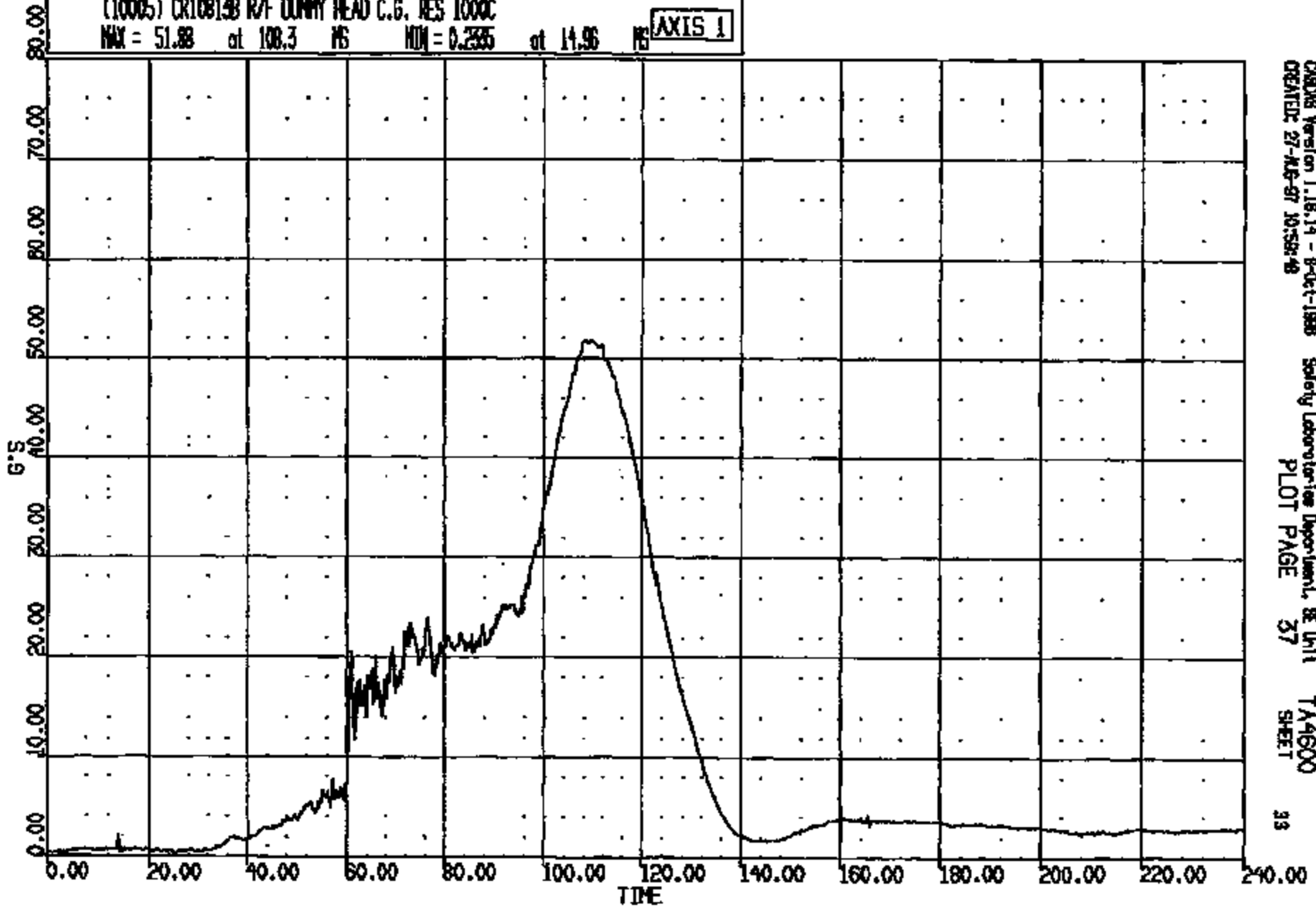


CASIMS Version 1.16.14 - 8-01-1998 Safety Laboratories Department, SE Unit TA4600
CREATED: 27-AUG-97 11:02:58 PLOT PAGE 161 SHEET 32

CRTS 0010813

CR R: 10818 TO: TA4600 DATE: 970827 10:11:02
 199X DN-101 UNKNOWN
 IHD: 814. DUR: 240.0 T1/T2: 71.3 // 127.
 IHD: 808. DUR: 38.0 T1/T2: 88.8 // 125.
 IHD: 240. DUR: 15.0 T1/T2: 105. // 118.

(1005) CR10818 R/F DUNNY HEAD C.G. RES 1000C
 MAX = 51.88 at 108.3 MS MIN = 0.2335 at 14.96 MS **AXIS 1**

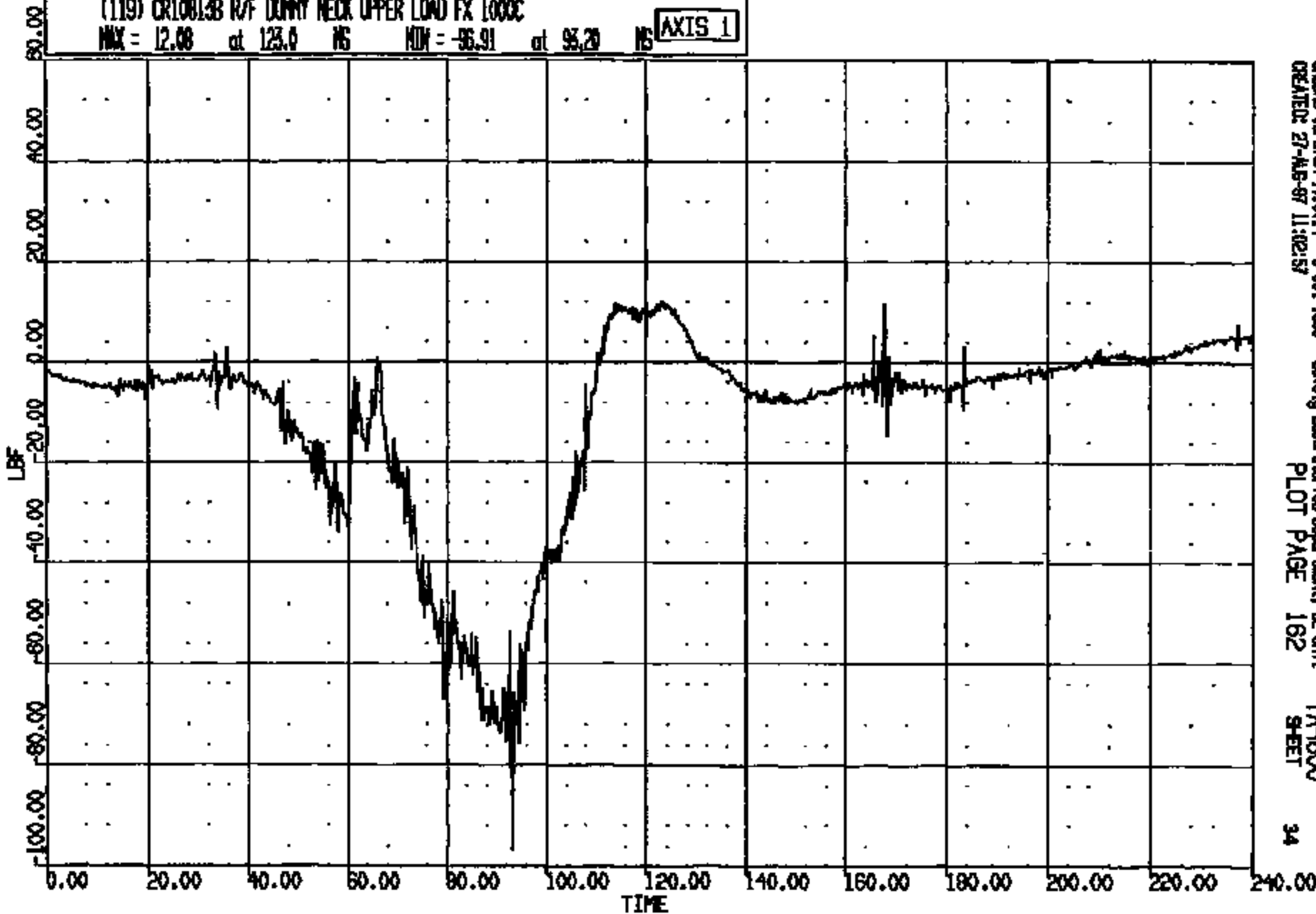


CHDMS Version 1.16.14 - 8-Oct-1998 Safety Laboratories Department, BE Unit TA4600
 CREATED: 27-AUG-97 10:58:48 PLOT PAGE 37 SHEET 39

CRIS 0010813

CR R: 10813 TO: TA4600 DATE: 870827 10:11:02
188X DN-101 UNKNOWN

(119) CR10013B R/F DUMMY NECK UPPER LOAD FX 1000C
MAX = 12.08 at 123.0 NS MIN = -96.91 at 95.20 NS **AXIS 1**



CADMS Version 1.10.14 - 8-Oct-1989 Safety Laboratories Department, SE Unit TA4600
CREATED: 27-MAR-87 11:02:57 PLOT PAGE 162 SHEET 34

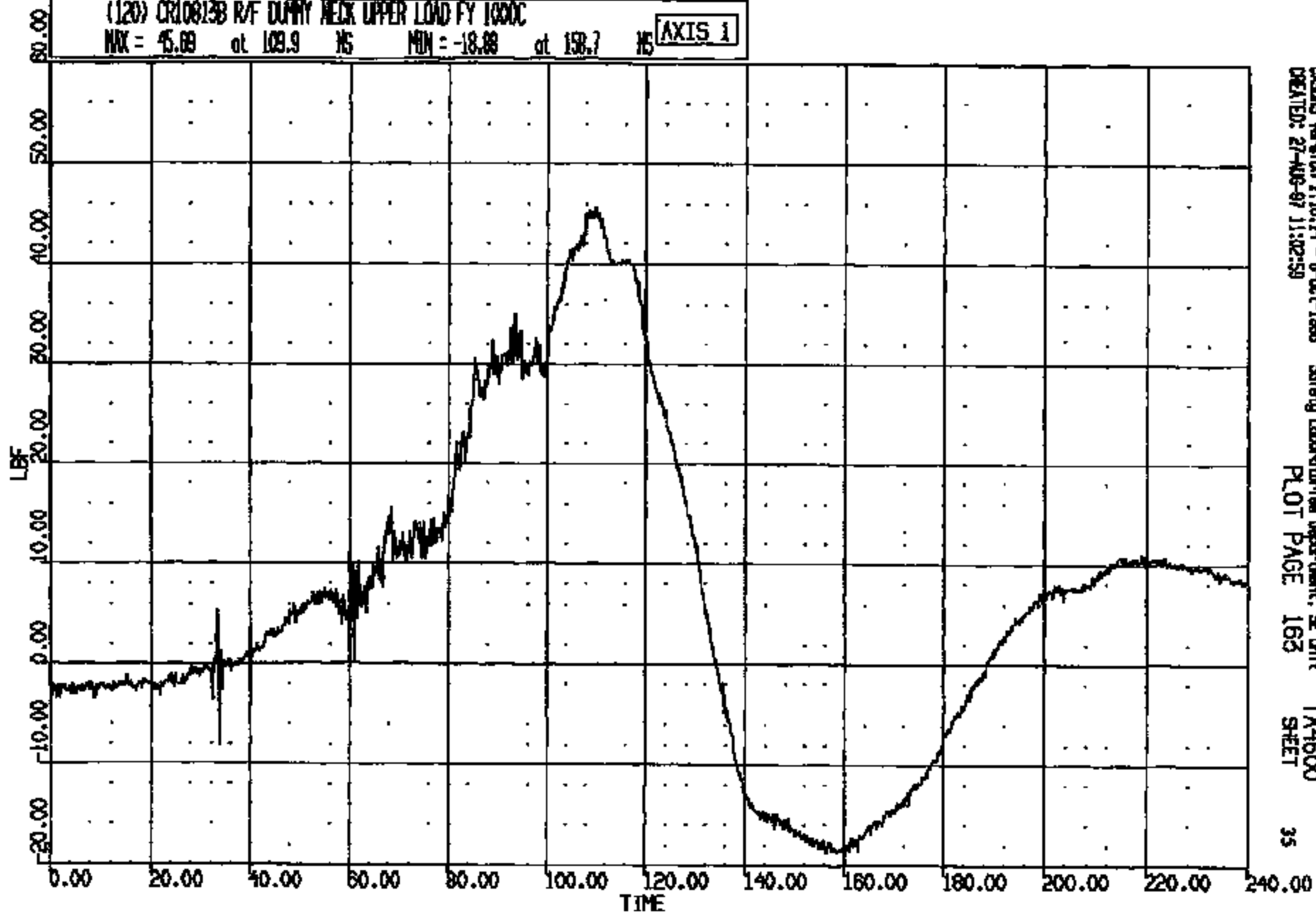
CRTS 0010813

CR R: 10813 TO: TA4600 DATE: 870827 10:11:02
199X DN-101 UNKNOWN

(120) CR10813B R/F DUMMY NECK UPPER LOAD FY 1000C

MAX = 45.08 at 109.9 MS MIN = -18.88 at 158.7 MS

AXIS 1



CRS08 Version 1.10.14 - 8-Oct-1988
CREATED: 27-AUG-87 11:02:59

Safety Laboratory Department, SE Unit
PLOT PAGE 163

TA4600
SHEET

35

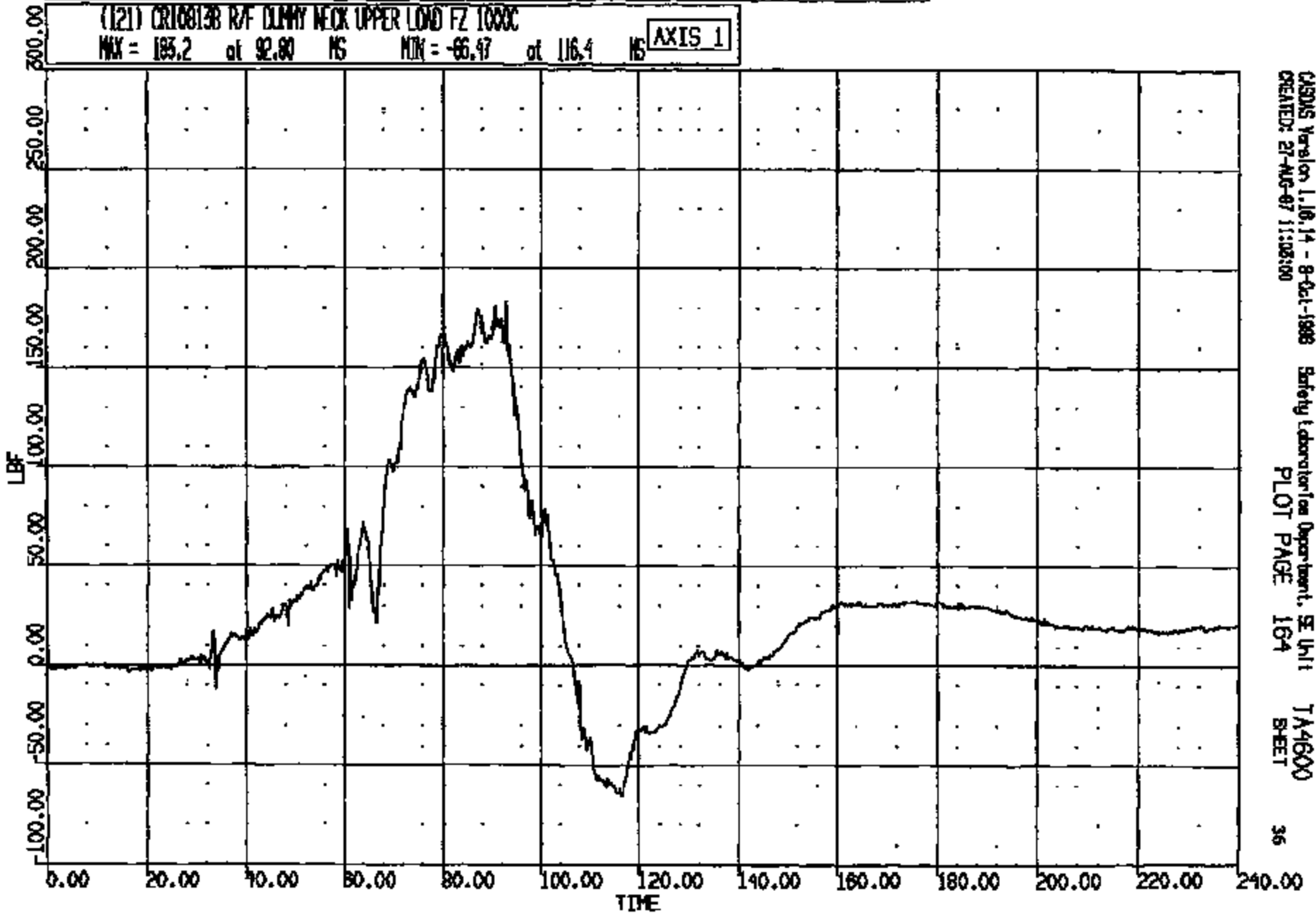
CRIS 0010813

CR R: 10813 TO: TA4600 DATE: 970827 10:11:02
188X DN-101 UNKNOWN

(121) CR10813B R/F DUMMY NECK UPPER LOAD FZ 1000C

MAX = 185.2 at 92.80 MS MIN = -66.97 at 116.4 MS

AXIS 1



CASDIS Version 1.16.14 - 8-Oct-1988
CREATED: 27-AUG-87 11:08:00

Safety Laboratories Department, SE Unit
PLOT PAGE 164

TA4600
SHEET

36

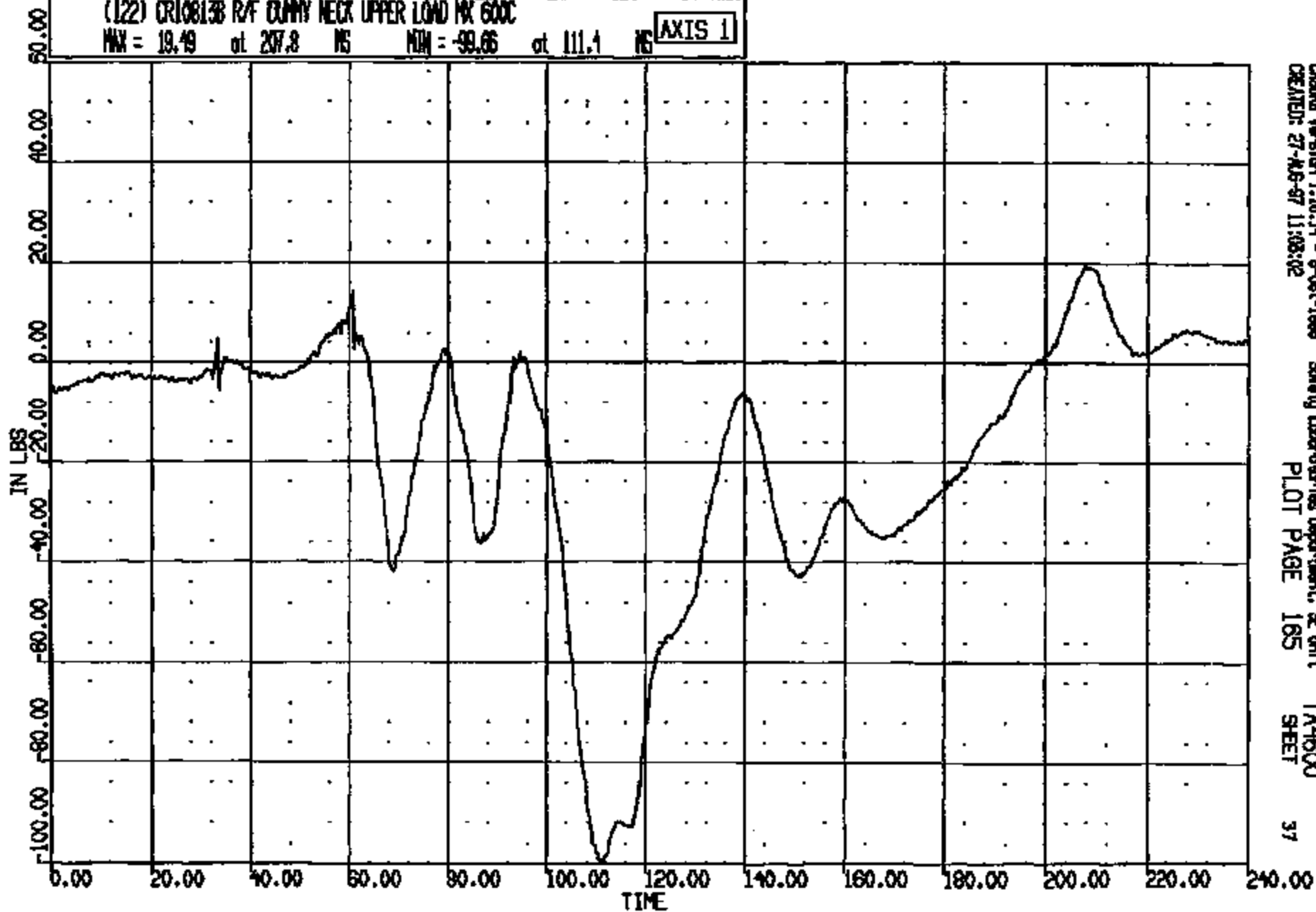
CRIS 0010813

CR R: 10813 TO: TA4600 DATE: 970827 10:11:02
199X DN-101 UNKNOWN

(122) CR10813B R/F CUNNY NECK UPPER LOAD MX 600C

MAX = 19.49 at 237.8 MS MIN = -99.66 at 111.1 MS

AXIS 1



CHANGE Version 1.16.14 - 9-Oct-1999
CREATED: 27-AUG-97 11:03:02

Safety Laboratories Department, SE Unit
PLOT PAGE 165

TA4600
SHEET

37

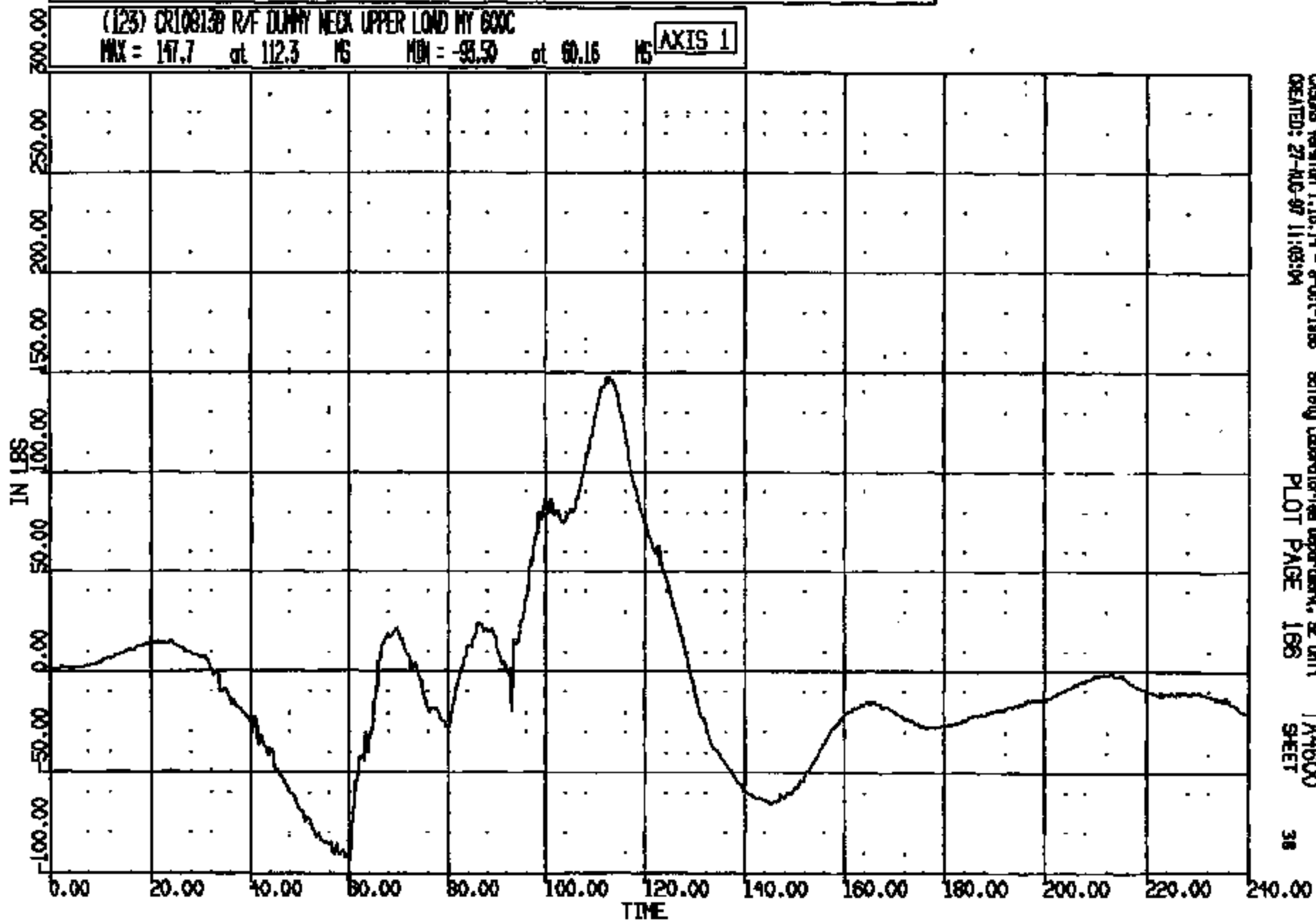
CRIS 0010813

CR R: 10813 TD: TA4600 DATE: 870827 10:11:02
198X DN-101 UNKNOWN

(123) CR10813B R/F DUMMY NECK UPPER LOAD MY 600C

MAX = 147.7 at 112.3 MS MIN = -98.50 at 60.16 MS

AXIS 1



CASME Version 1.18.14 - 8-Oct-1988
CREATED: 27-AUG-87 11:03:04

Safety Laboratories Department, GE Unit 1
PLOT PAGE 186

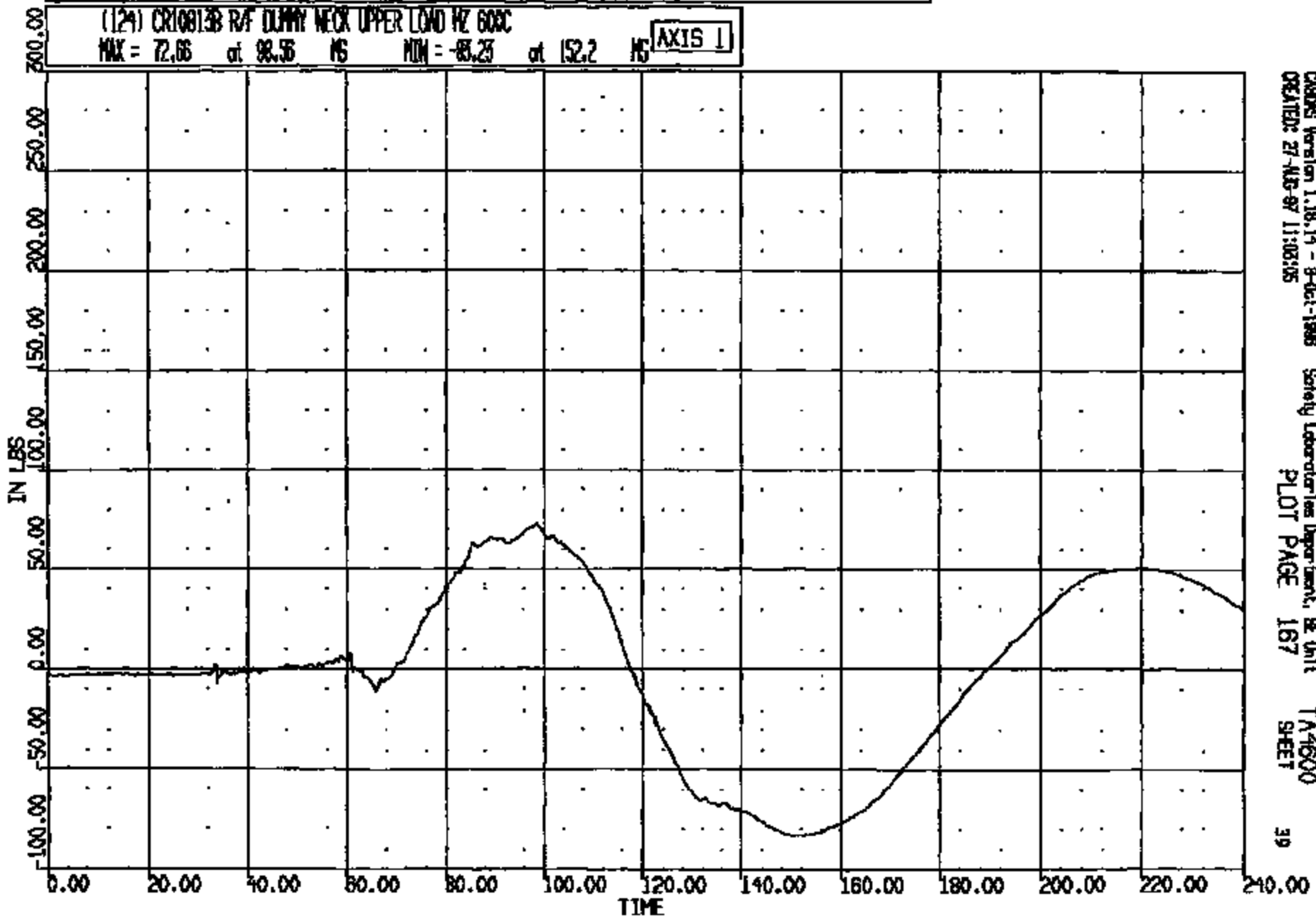
TA4600
SHEET

38

CRTS 0010813

CR R: 10813 TO: TA4600 DATE: 970827 10:11:02
199X DN-101 UNKNOWN

(124) CR10813B RVF DUMMY NECK UPPER LOAD HZ 600C
MAX = 72.66 at 98.56 MS MIN = -85.25 at 152.2 MS **AXIS 1**

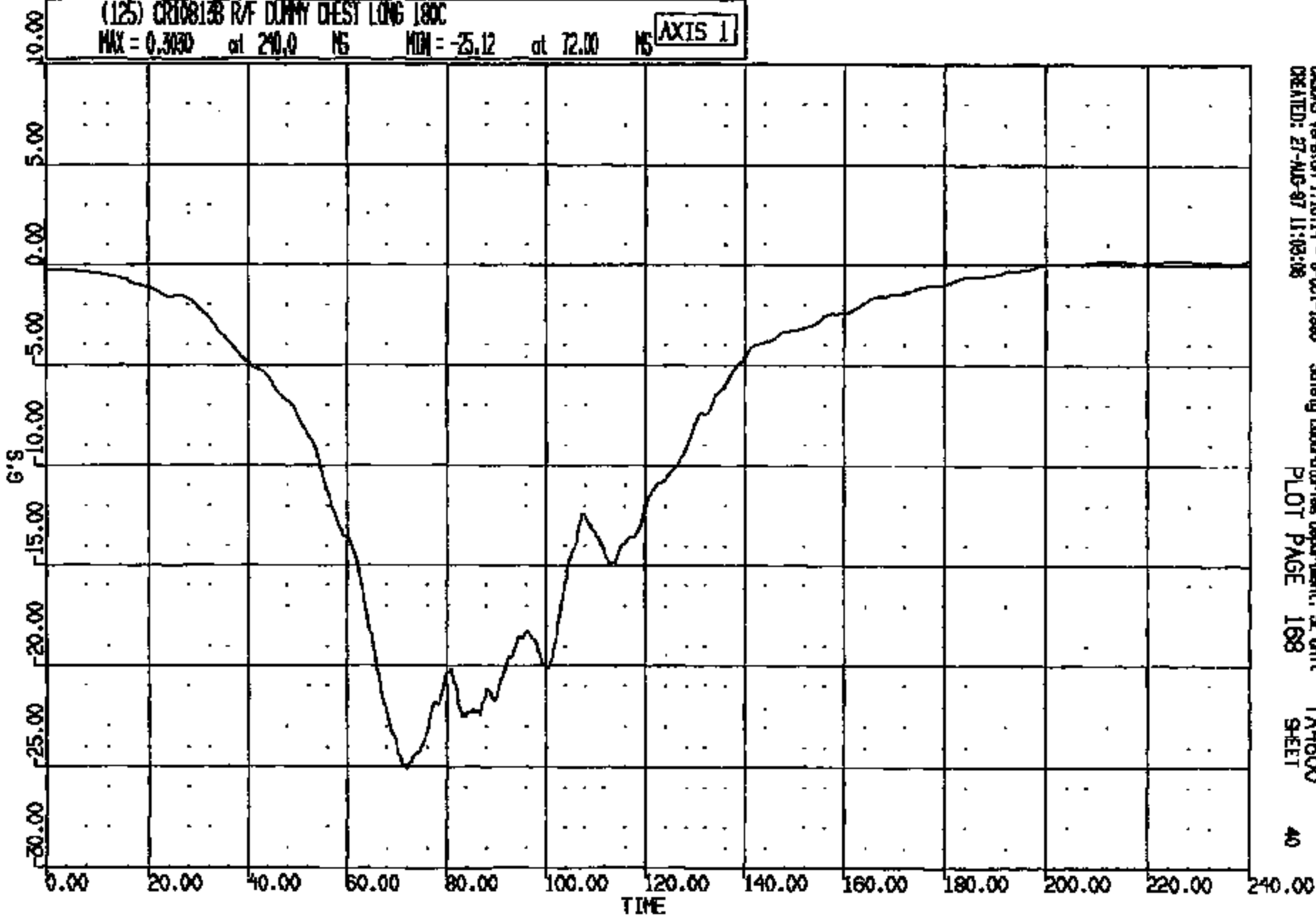


CRSMS Version 1.10.14 - 8-Jul-1998 Safety Laboratories Department, BE Unit
CREATED: 27-AUG-97 11:03:05
PLOT PAGE 187 TA4600
SHEET

CRIS 0010813

CR R: 10813 TO: TA4800 DATE: 970827 10:11:02
199X DN-101 UNKNOWN

(125) CR108133 R/F DUMMY CHEST LONG 180C
MAX = 0.3030 at 240.0 NS MIN = -25.12 at 72.00 NS **AXIS 1**



CASIMS Version 1.16.14 - 8-Oct-1999 Safety Laboratories Department, SE Unit
CREATED: 27-AUG-97 11:03:06
PLOT PAGE 168
TA4800
SHEET
40

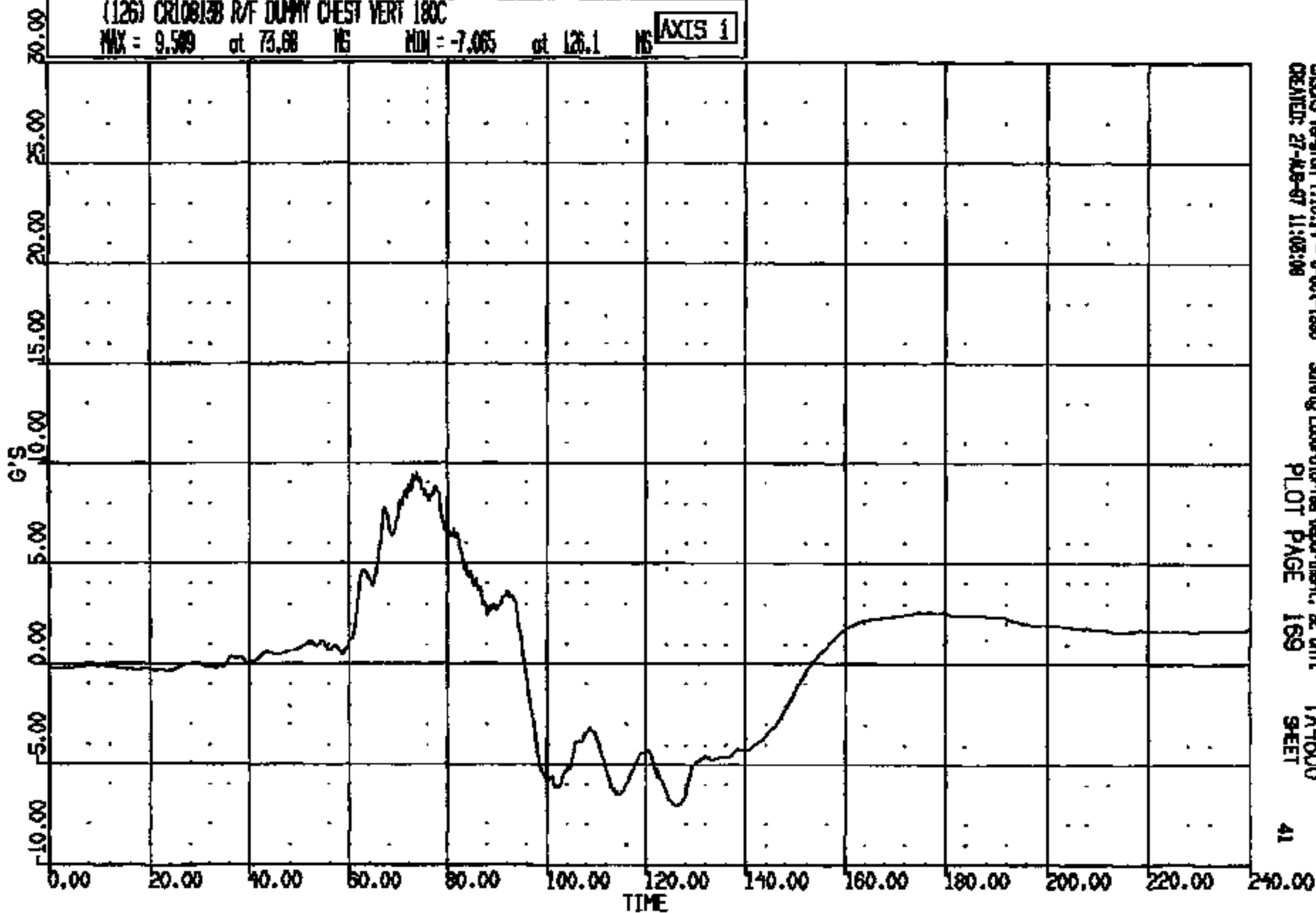
CRTS 0010813

CR R: 10813 TO: TA4600 DATE: 970827 10:11:02
199X DN-101 UNKNOWN

(126) CR10813B R/F DUMMY CHEST VERT 180C

MAX = 9.509 at 73.68 MS MIN = -7.065 at 126.1 MS

AXIS 1



CASDAS Version 1.16.14 - 8-Oct-1998
CREATED: 27-AUG-97 11:02:00

Safety Laboratories Department, SE Unit
PLOT PAGE 169

TA4600
SHEET

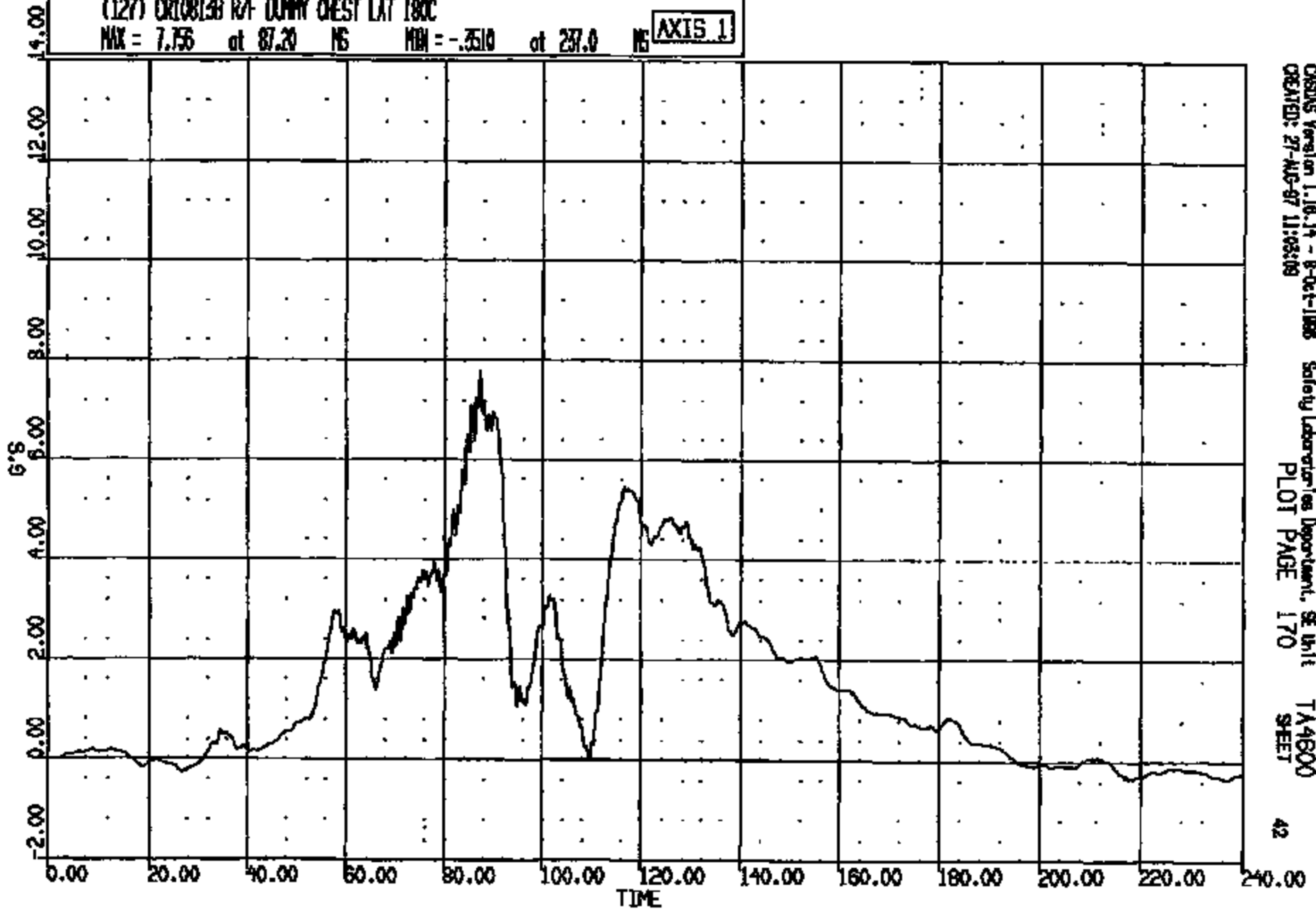
41

CRTS 0010813

DR #: 10813 TO: TA4800 DATE: 870827 10:11:02
100X DN-101 UNKNOWN

(127) CR10813B R/F DUMMY CHEST LAT 180C

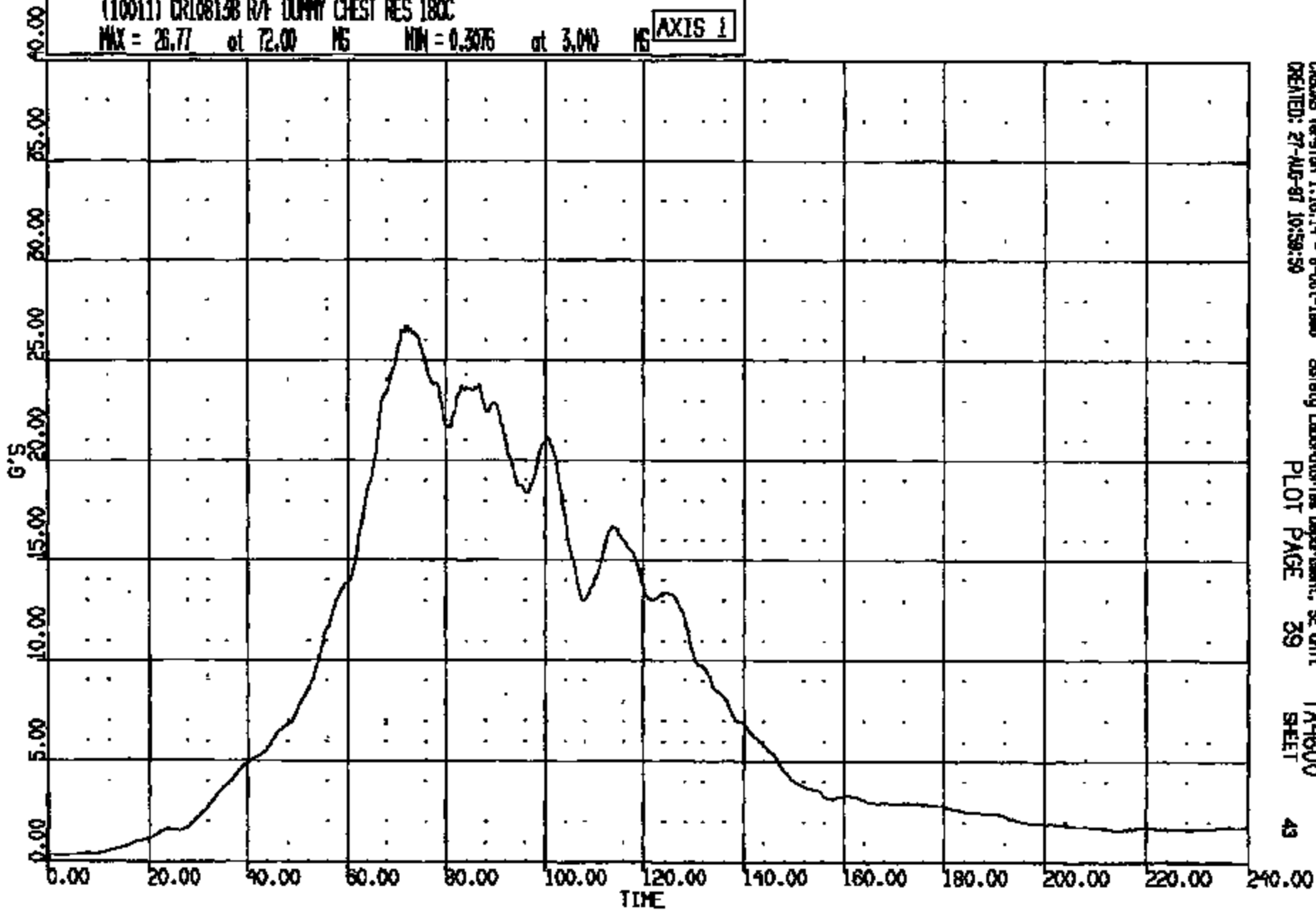
MAX = 7.756 at 87.20 MS MIN = -.3510 at 237.0 MS AXIS 1



CRSAS Version 1.16.14 - 8-Oct-1988 Safety Laboratories Department, SE Unit TA4800
CREATED: 27-AUG-87 11:03:08 PLOT PAGE 170 SHEET

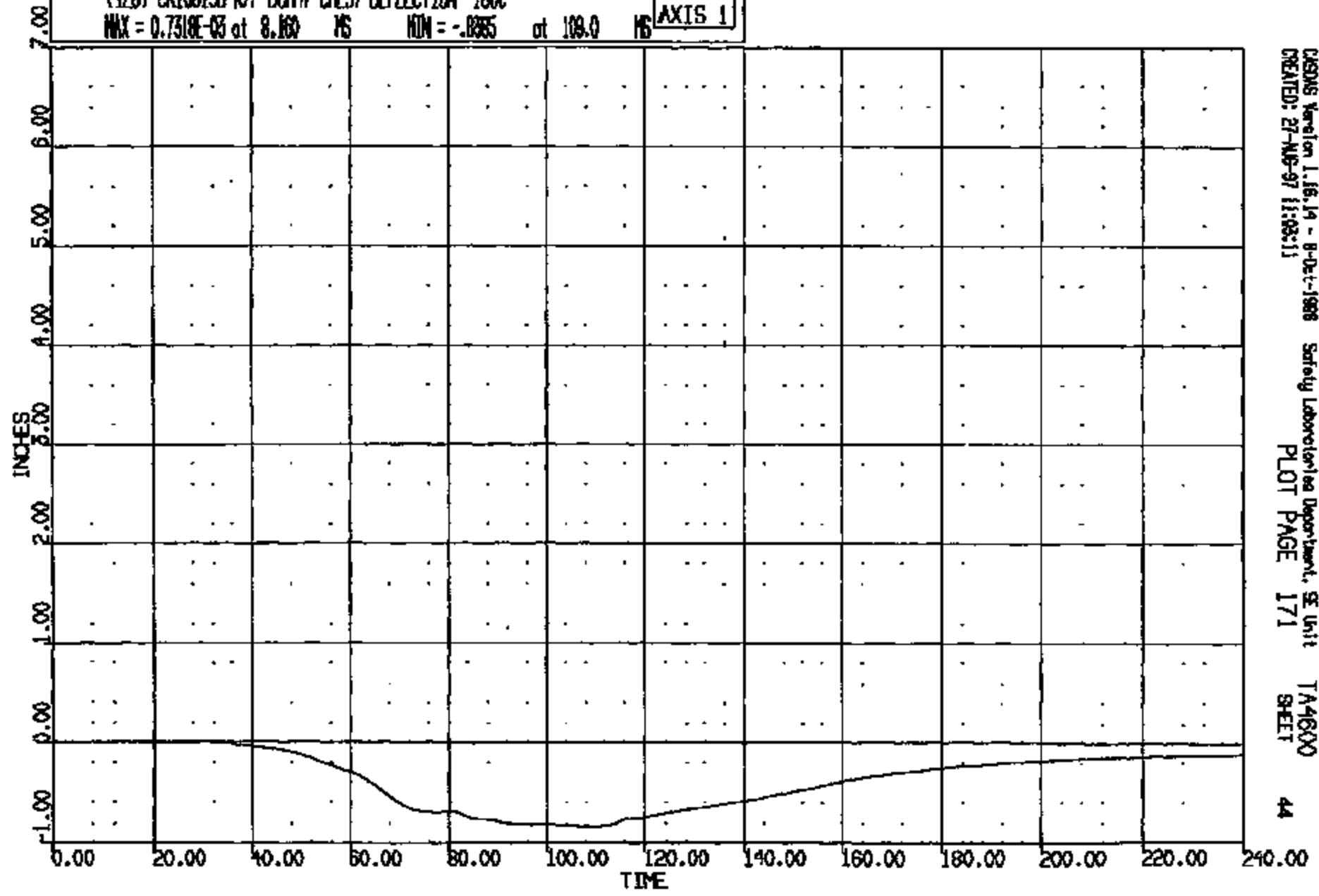
DR R: 10815 TO: TA4600 DATE: 870827 10:11:02
189X DN-101 UNKNOWN
CLMDUR = 26.245 Duration time = 2.9992

(10011) CR108138 R/F DUNNY CHEST RES 180C
MAX = 26.77 at 72.00 MS MIN = 0.3076 at 3.00 MS **AXIS 1**



CR R: 10815 TC: TA4600 DATE: 870827 10:11:02
189X DN-101 UNKNOWN

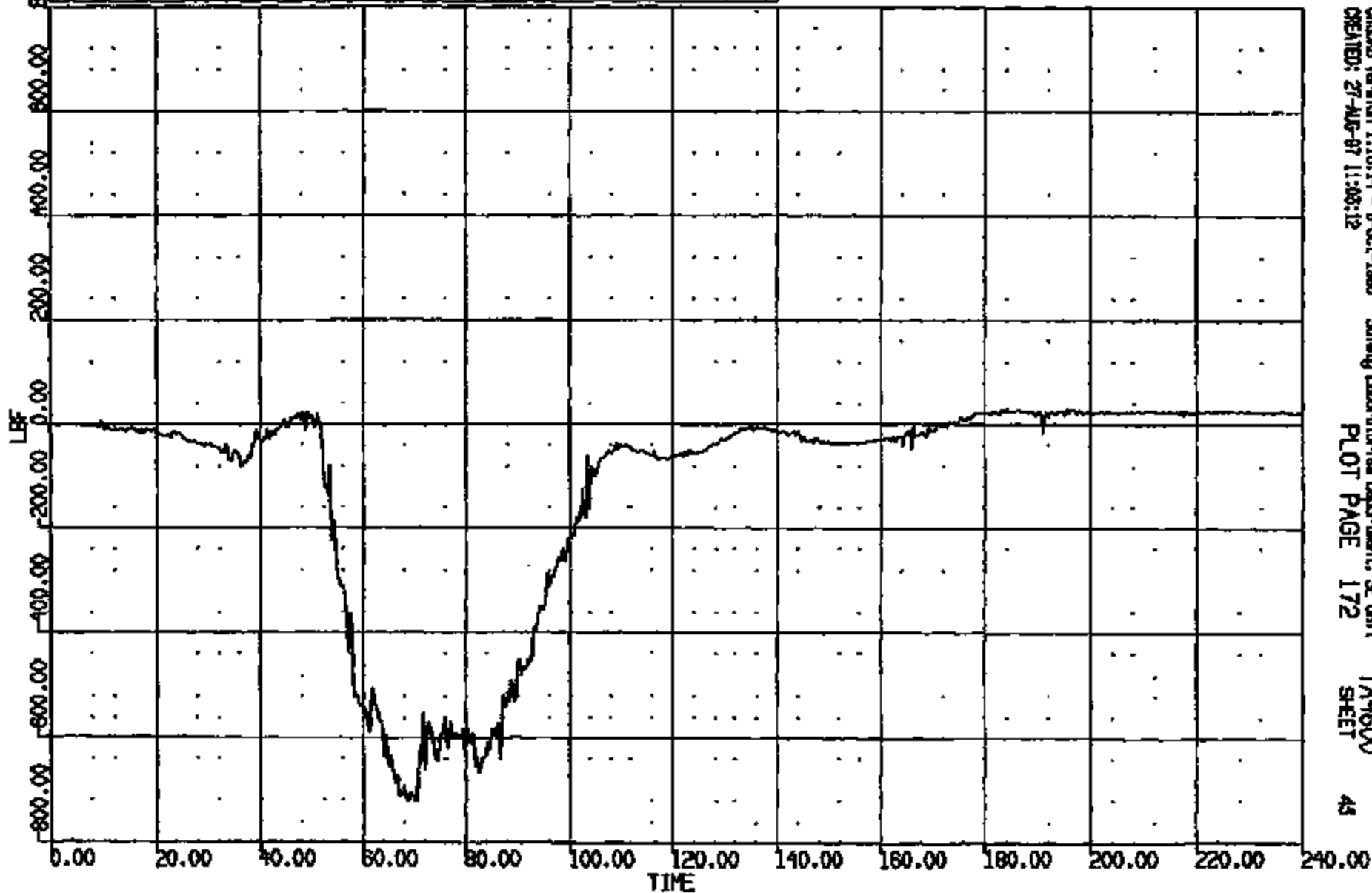
(128) CR200133 R/F CUNNY CHEST DEFLECTION 180C
MAX = 0.7318E-03 at 8.160 MS MIN = -.0385 at 109.0 MS **AXIS 1**



CRS005 Karelton 1.16.14 - 8-Dec-1988 Safety Laboratories Department, SE Unit TA4600
CREATED: 27-NOV-97 11:03:11 PLOT PAGE 171 SHEET

CR R: 10813 TO: TA4600 DATE: 870827 10:11:02
199X DN-101 UNKNOWN

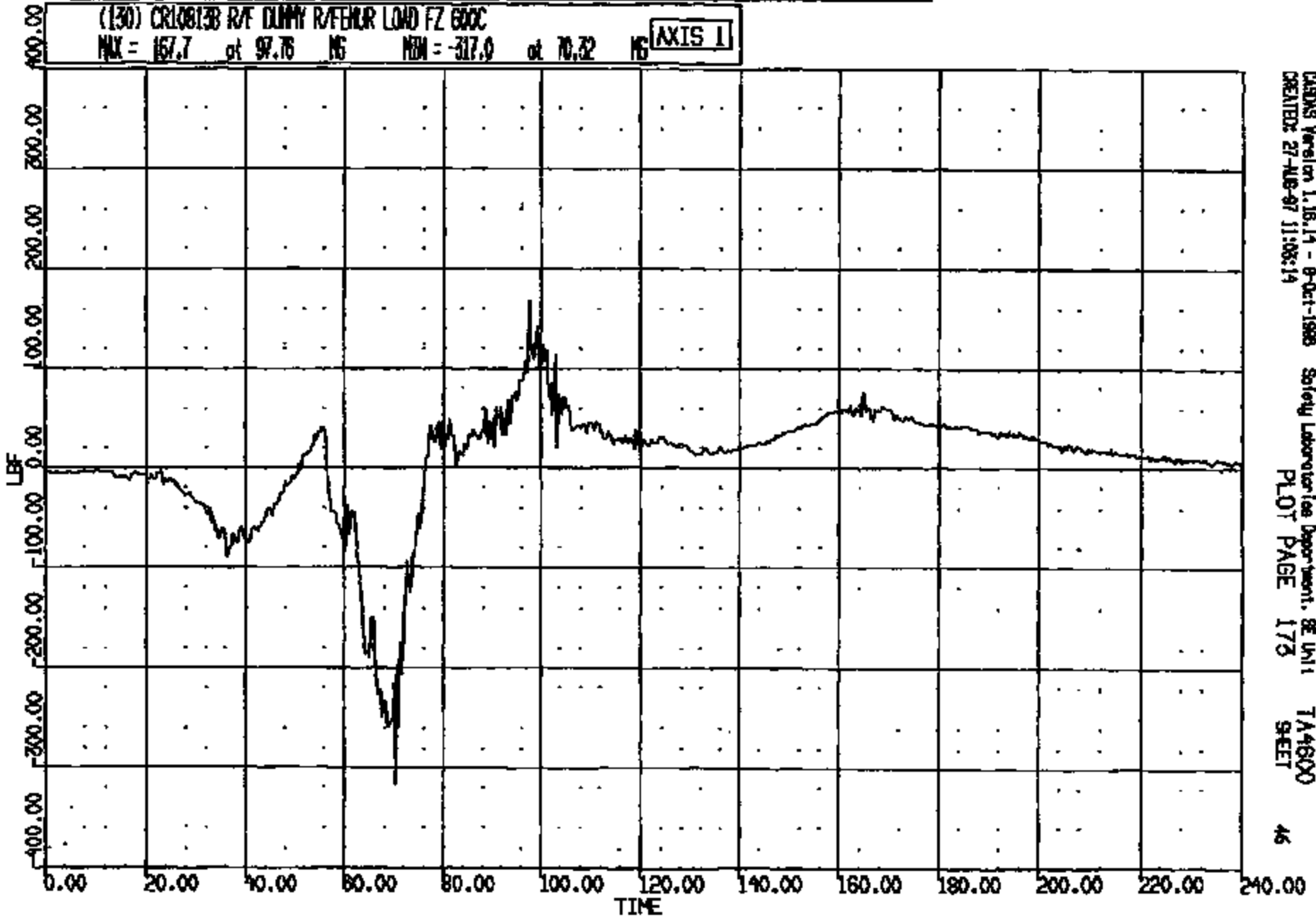
(129) CR10813B R/F DUMMY LAFEUR LOAD FZ 600C
MAX = 30.25 at 158.4 MS MIN = -725.7 at 88.61 MS **AXIS 1**



CR10813 Version 1.18.14 - 8-Oct-1989 Safety Laboratory Department, SE Unit
CREATED: 27-AUG-87 11:08:12 PLOT PAGE 172 TA4600 SHEET 43

CR R: 10813 TO: TA4600 DATE: 870627 10:11:02
198X DN-101 UNKNOWN

(130) CR10813B R/F DUMMY R/FENR LOAD FZ GDC
MAX = 157.7 at 97.76 MS MIN = -317.0 at 70.32 MS **AXIS 1**



CRS Version 1.16.14 - 8-Oct-1988
CREATED: 27-AUG-87 11:08:14

Safety Laboratory Department, BE Unit
PLOT PAGE 173

TA4600
SHEET

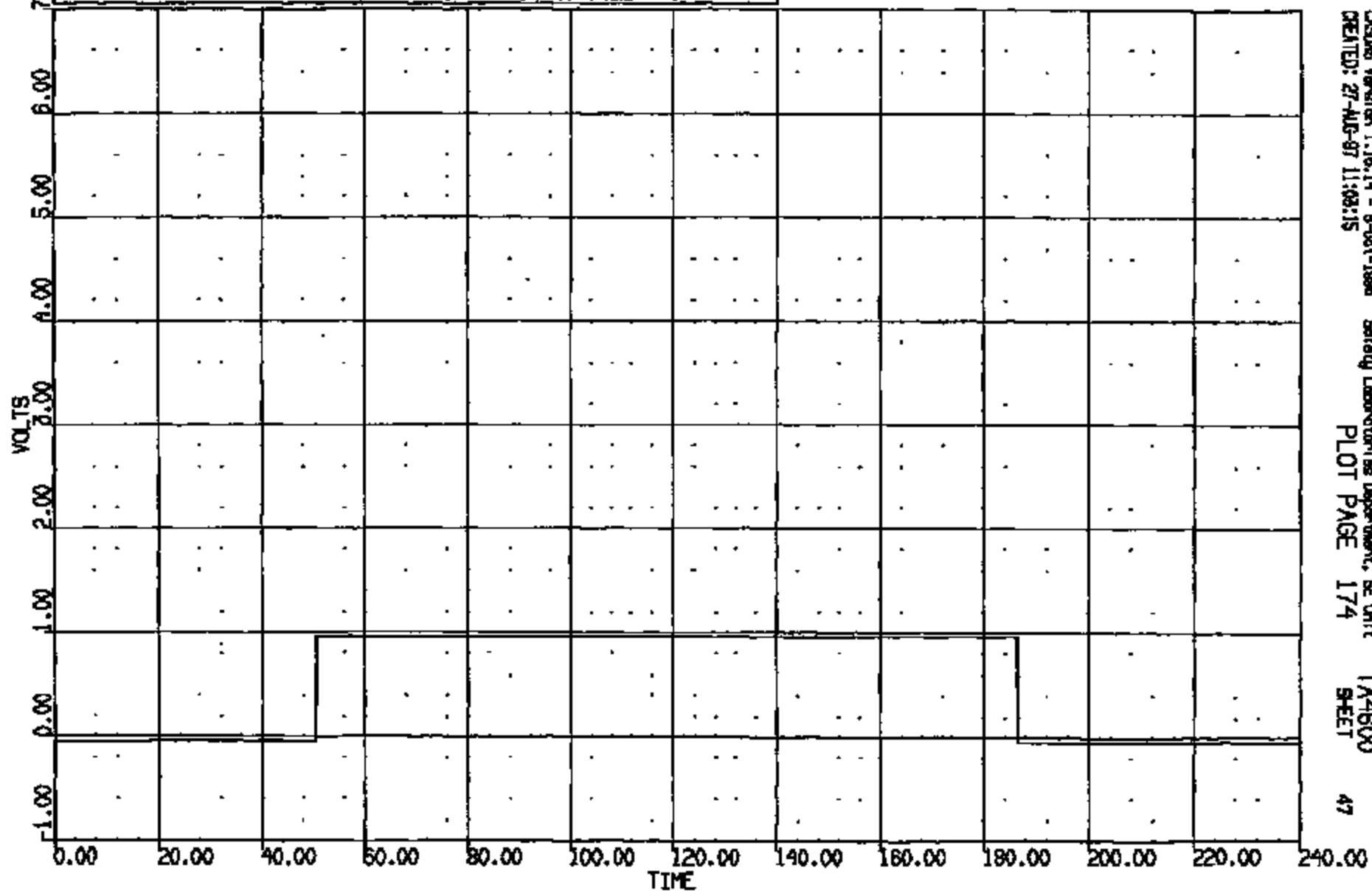
46

CRIS 0010813

CR R: 10613 TO: TA4600 DATE: 870827 10:11:02
199X DN-101 UNKNOWN

(131) CR10813B R/F TUNNY L'KNEE SW 4000C
MAX = 0.9570 at 50.60 MS MIN = -.495E-01 at -.752E-05 MS

AXIS 1



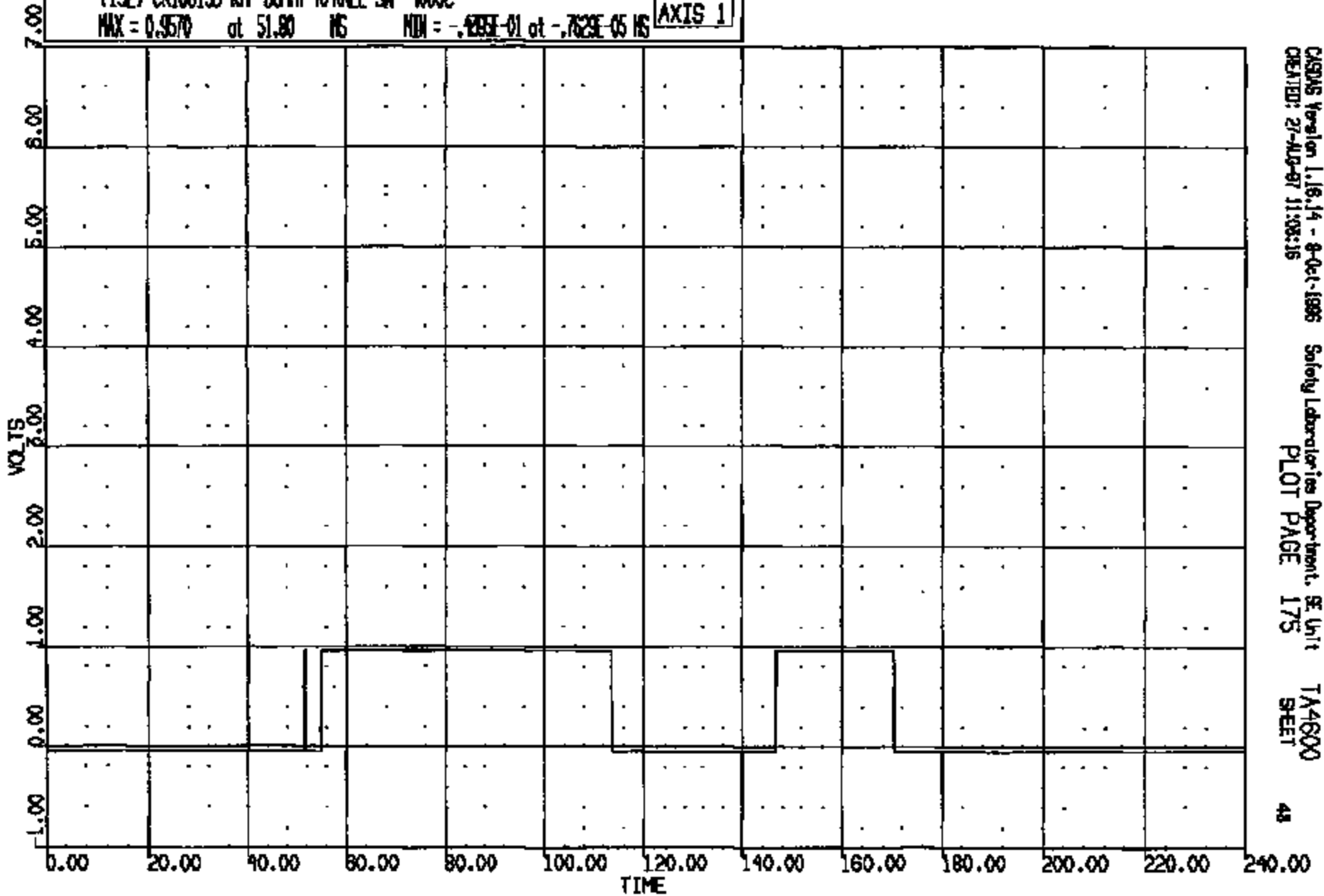
CRS045 Version 1.16.14 - 8-26-1-1988 Safety Laboratories Department, SE Unit TA4600
CREATED: 27-AUG-87 11:08:15 PLOT PAGE 174 SHEET 47

CRTS 0010813

CR R: 10813 TO: TA4600 DATE: 870827 10:11:02
189X DN-101 UNKNOWN

(132) CR108133 R/F DUMMY R/KNEE SW 4000C
MAX = 0.9570 at 51.80 MS MIN = -.783E-01 at -.7829E-05 MS

AXIS 1



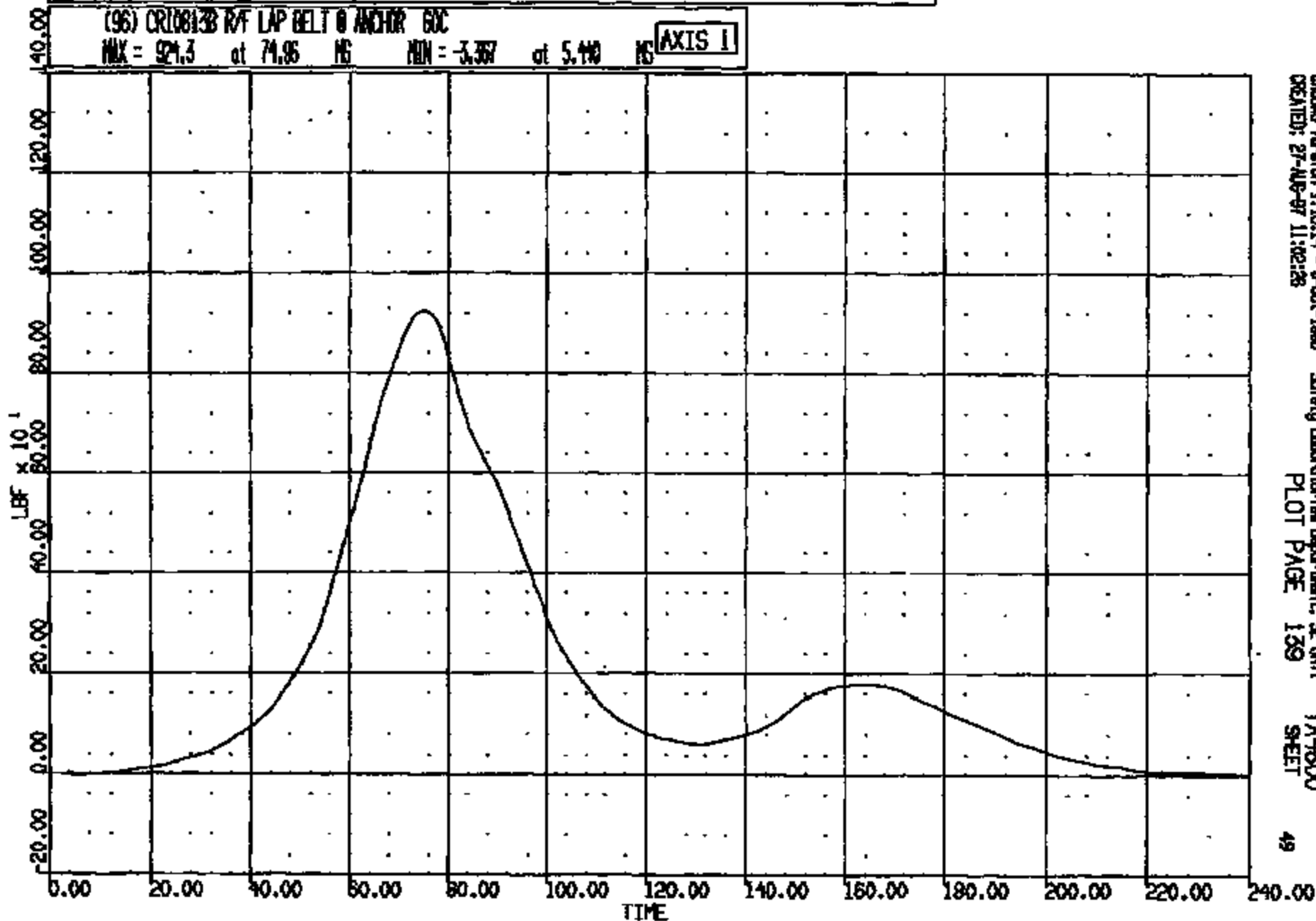
CASAS Version 1.16.14 - 8-Oct-1986 Safety Laboratories Department, SE Unit
CREATED: 27-AUG-87 11:08:15 PLOT PAGE 175 TA4600
SHEET

CR R: 10813 TO: TA4600 DATE: 870827 10:11:02
180X DN-101 UNKNOWN

(96) CR10813B R/F LAP BELT @ ANCHOR GOC

MAX = 929.3 at 74.95 MS MIN = -3.367 at 5.440 MS

AXIS 1



CADWIS Version 1.18.14 - 8-Oct-1988
CREATED: 27-AUG-87 11:02:28

Safety Laboratory/Ins Department, SE Unit

PLOT PAGE 139

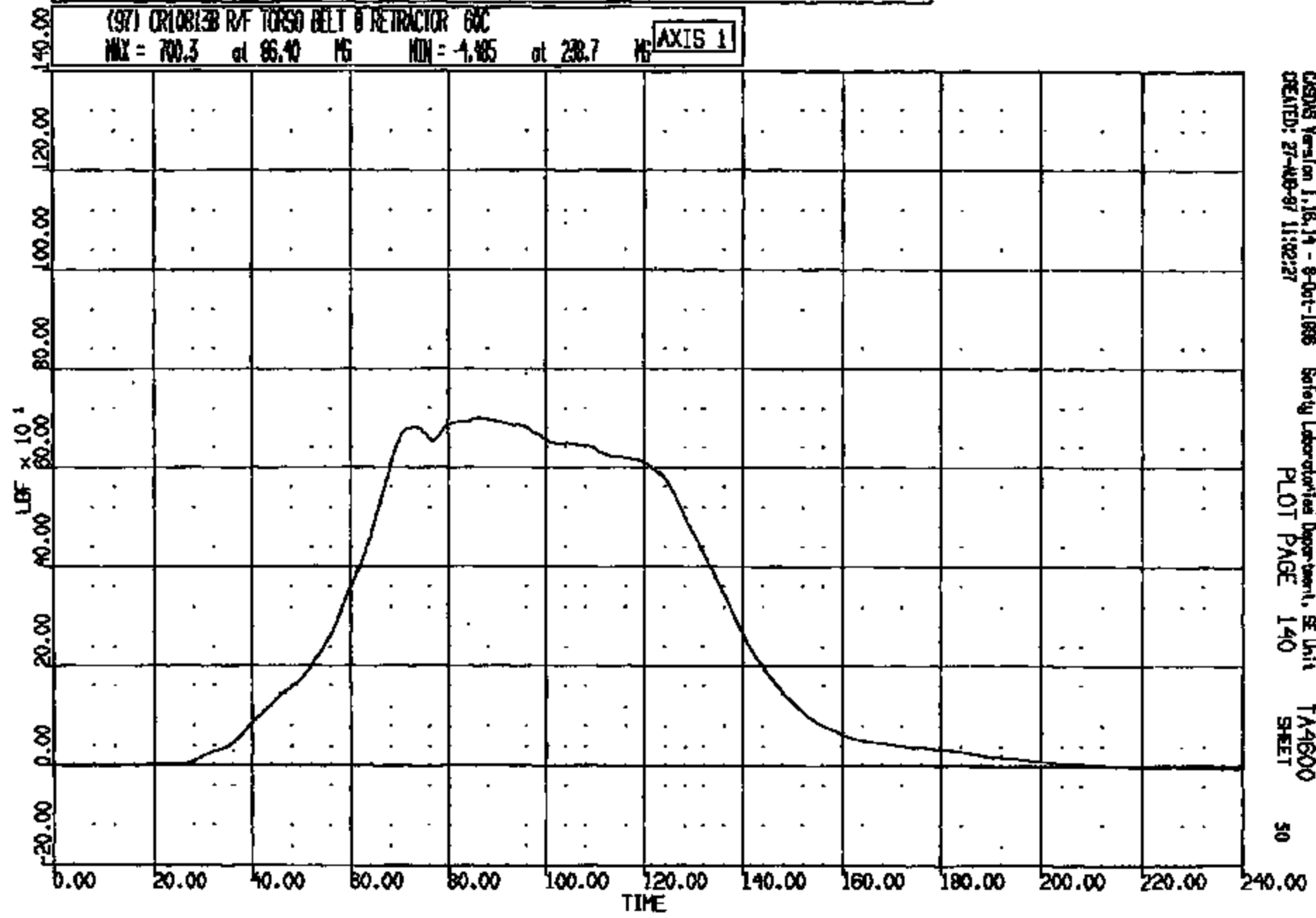
TA4600
SHEET

49

CRTS 0010813

CR R: 10813 TO: TA4800 DATE: 970827 10:11:02
199X DN-101 UNKNOWN

(97) CR10813B RVF TORSO BELT & RETRACTOR GAC
MAX = 700.3 at 86.40 MG MIN = -4.865 at 238.7 MG **AXIS 1**

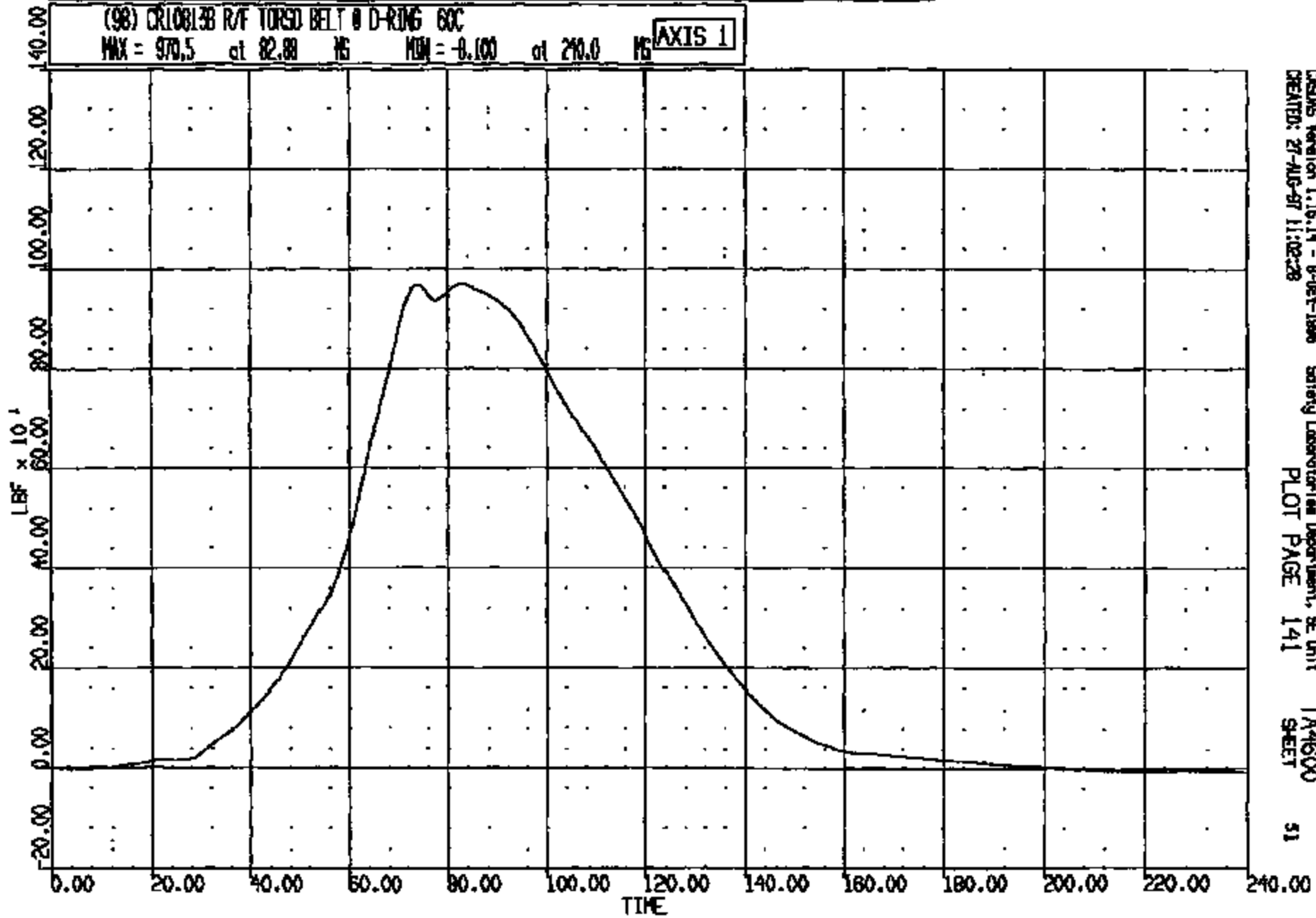


CRSIS Version 1.18.14 - 9-01-1998 Safety Laboratories Department, SE Unit
CREATED: 27-AUG-97 11:22:27 PLOT PAGE 140 TA4800 SHEET 50

CRTS 0010813

CR R: 10813 TO: TA4600 DATE: 970827 10:11:02
189X DN-101 UNKNOWN

(98) CR10813B R/F TORSO BELT @ D-RING GOC
MAX = 970.5 at 82.88 MS MIN = -0.000 at 210.0 MS **AXIS 1**



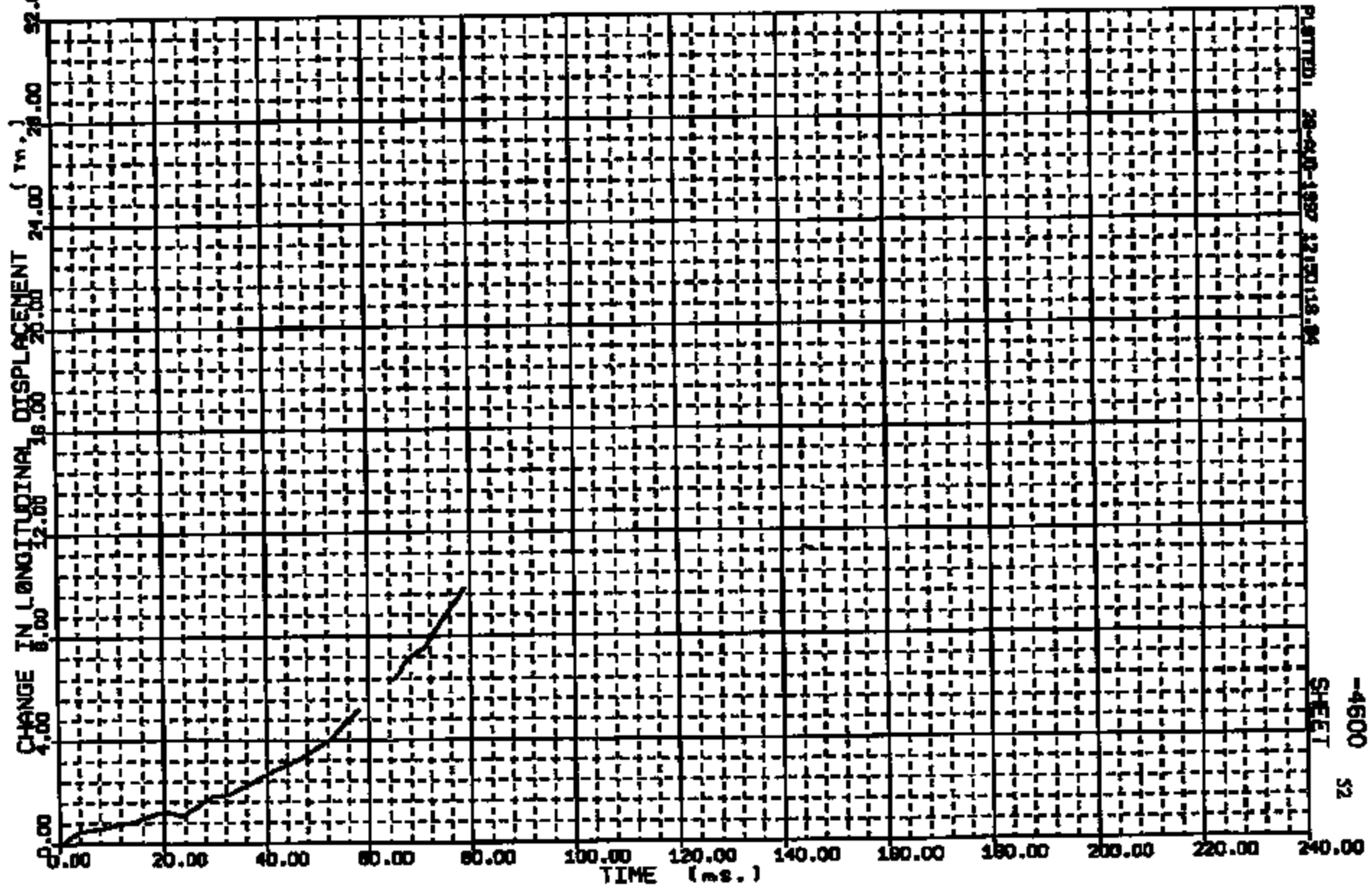
CRS05 Version 1.18.14 - 8-Oct-1998 Safety Laboratory Department, SE Unit
CREATED: 27-AUG-97 11:02:28 PLOT PAGE 141 TA4600 SHEET 51

CRIS 0010813

Y - AXIS: R/S HEAD - PASSENGER HIT R/ROCKER AT B-PILLAR PPK = 11.34 at 144.00 MDN = 0.0000E+00 at 0.00

RUN NO.	FACILITY	TEST ORDER NO.	FILM ANALYSIS METHOD	PITCH CORRECTION
10813	BARRIER	-4600	SCALE	APPLIED

199: TAURUS INTO 199: TAURUS



CRIS 0010813

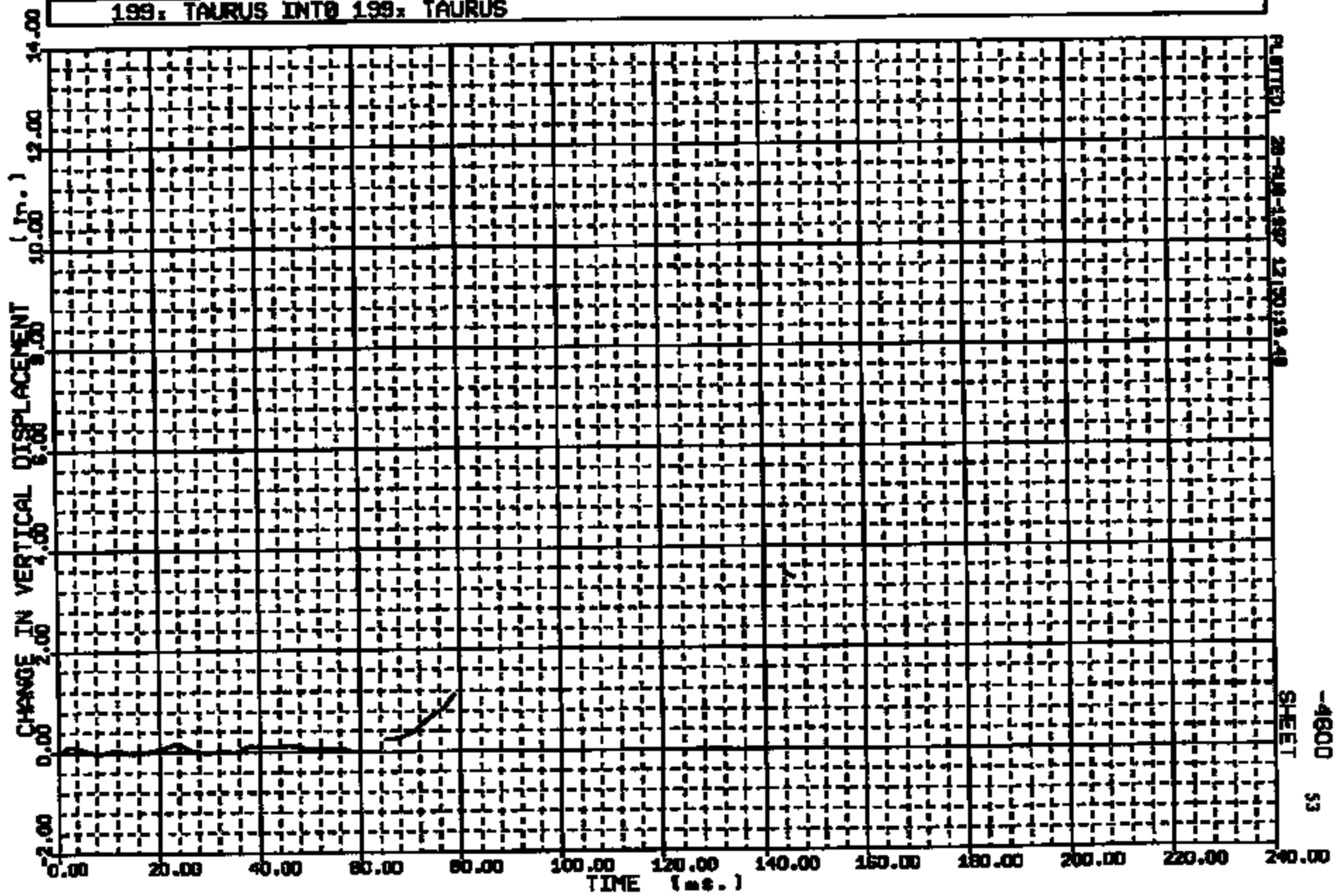
PLATED: 28-00-1987 12:50:18.04

SHEET -4600 52

Y - AXIS: R/S HEAD - PASSENGER INT R/ROCKER AT B-PILLAR MAX = 3.447 @ 144.00 MIN = -.2623E-01 at 8.00

RUN NO.	FACILITY	TEST ORDER NO.	FILM ANALYSIS METHOD	PITCH CORRECTION APPLIED
10813	BARRIER	-4600	SCALE	

199: TAURUS INTO 199: TAURUS



CRIS 0010813

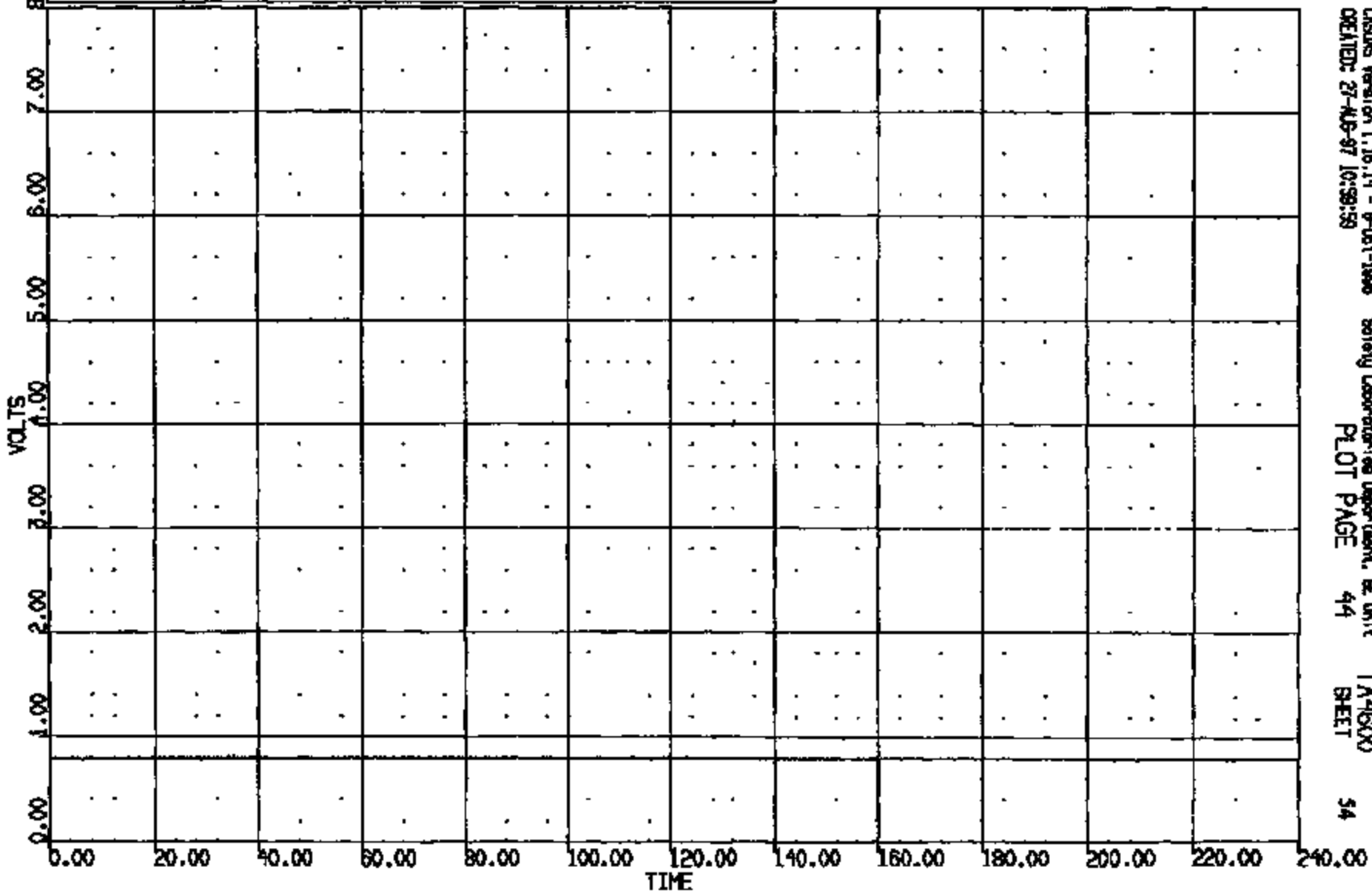
PLATED 28-418-197 12:50:15.48

SHEET

-4600 53

CR R: 10813 TO: TA4600 DATE: 970827 10:11:02
189X DN-101 UNKNOWN

(1) CR10813B FRIFLOOR PAN @ CAL. ACD 50001-1 4000C
MAX = 0.8105 at 34.08 MS MIN = 0.7813 at 0.0000E+00 MS **AXIS 1**



CASIMS Version 1.18.14 - 9-01-1998 Safety Laboratories Department, EE Unit
CREATED: 27-AUG-97 10:59:59 PLOT PAGE 44 TA4600 SHEET 54

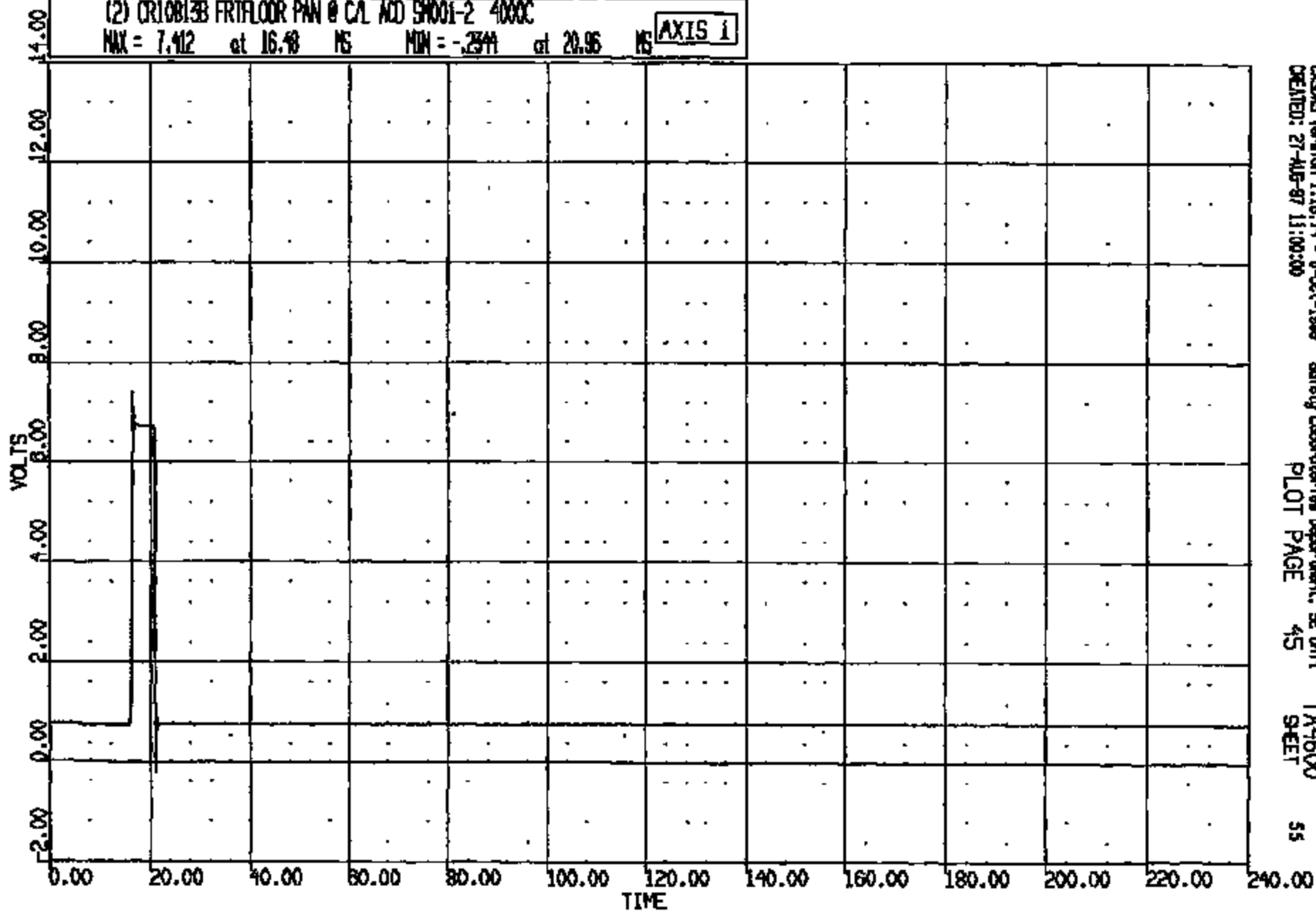
CRTS 0010813

CR R: 10813 TO: TA4600 DATE: 970827 10:11:02
108X DN-101 UNKNOWN

(2) CR10813B FRTFLOOR PAN @ C/L ACID 59001-2 4000C

MAX = 7.412 at 16.48 MS MIN = -.2544 at 20.96 MS

AXIS 1



USAMS Version 1.1B.14 - 8-Oct-1988
CREATED: 27-AUG-97 11:00:00

Safety Laboratories Department, SE Unit
PLOT PAGE 45

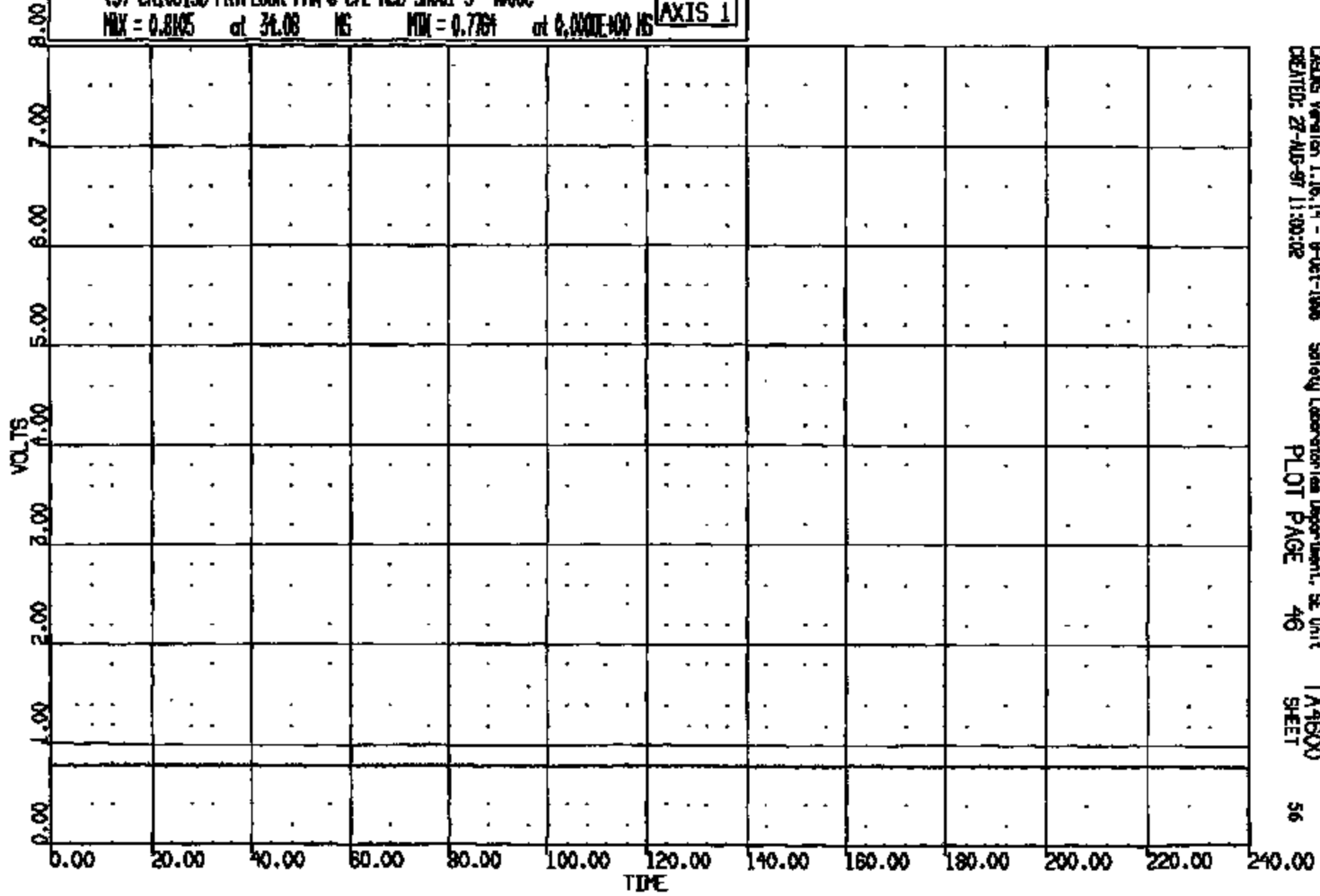
TA4600
SHEET

55

CRTS 0010813

CR #: 10813 TO: TA4600 DATE: 970827 10:11:02
189X DN-101 UNKNOWN

(3) CR10813B FRIFLOOR PAN @ C/L ACID 59001-3 4000C
MAX = 0.8105 at 36.08 MS MIN = 0.7764 at 0.000E+000 MS **AXIS 1**

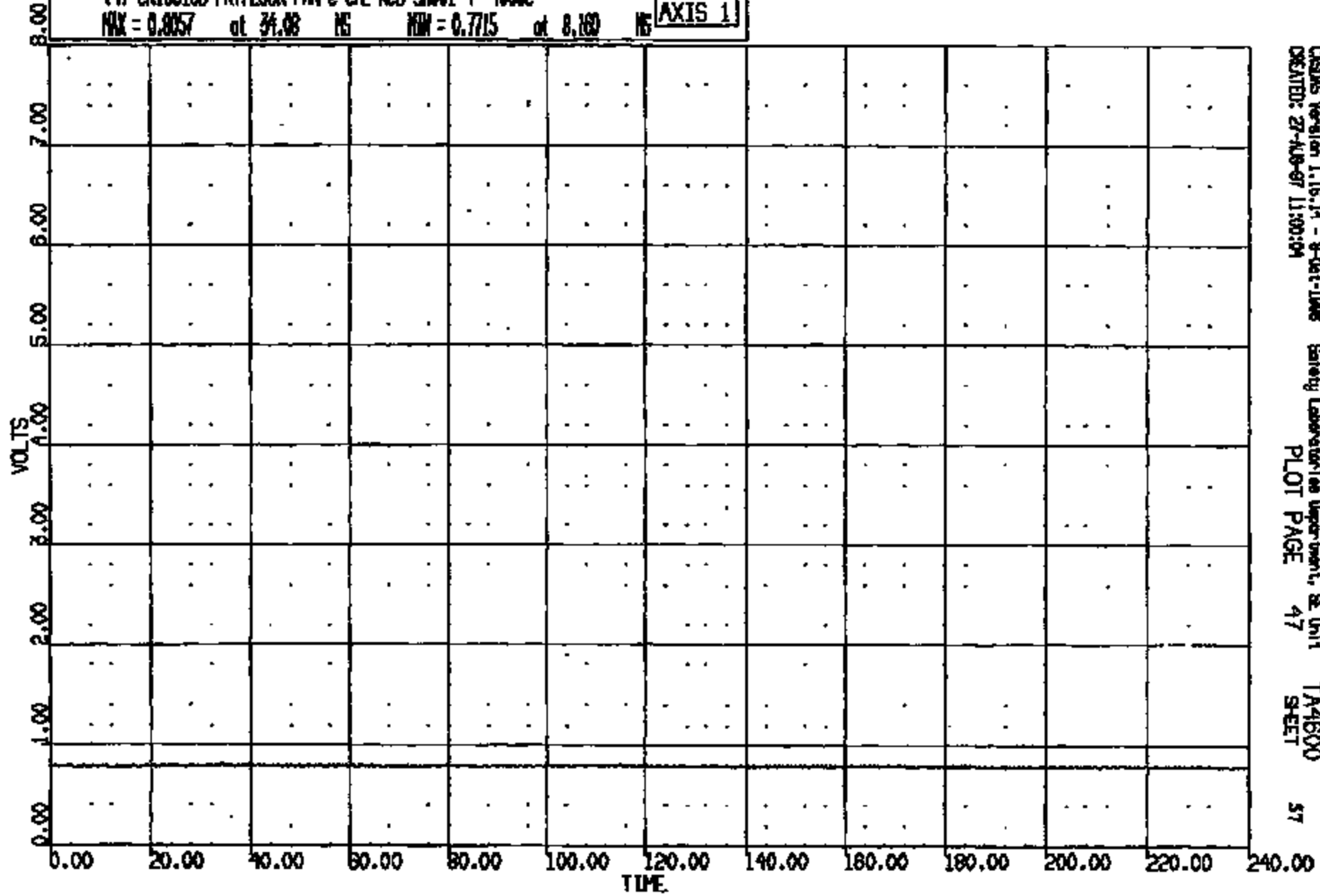


CRS Version 1.16.14 - 9-Oct-1998 Safety Laboratory Department, SE Unit TA4600
CREATED: 27-AUG-97 11:00:02 PLOT PAGE 46 SHEET 56

CRIS 0010813

CR #: 10813 TO: TA4600 DATE: 870827 10:11:02
100X DN-101 UNKNOWN

(4) CR10813B FRTFLOR PAN @ C/L ACD SMOO1-4 4000
MAX = 0.8057 at 34.08 NS MIN = 0.7715 at 8.160 NS **AXIS 1**



CASYS Version 1.15.14 - 8-Oct-1988 Safety Laboratories Department, SE Unit TA4600
CREATED: 27-AUG-87 11:00:04 PLOT PAGE 47 SHEET 57

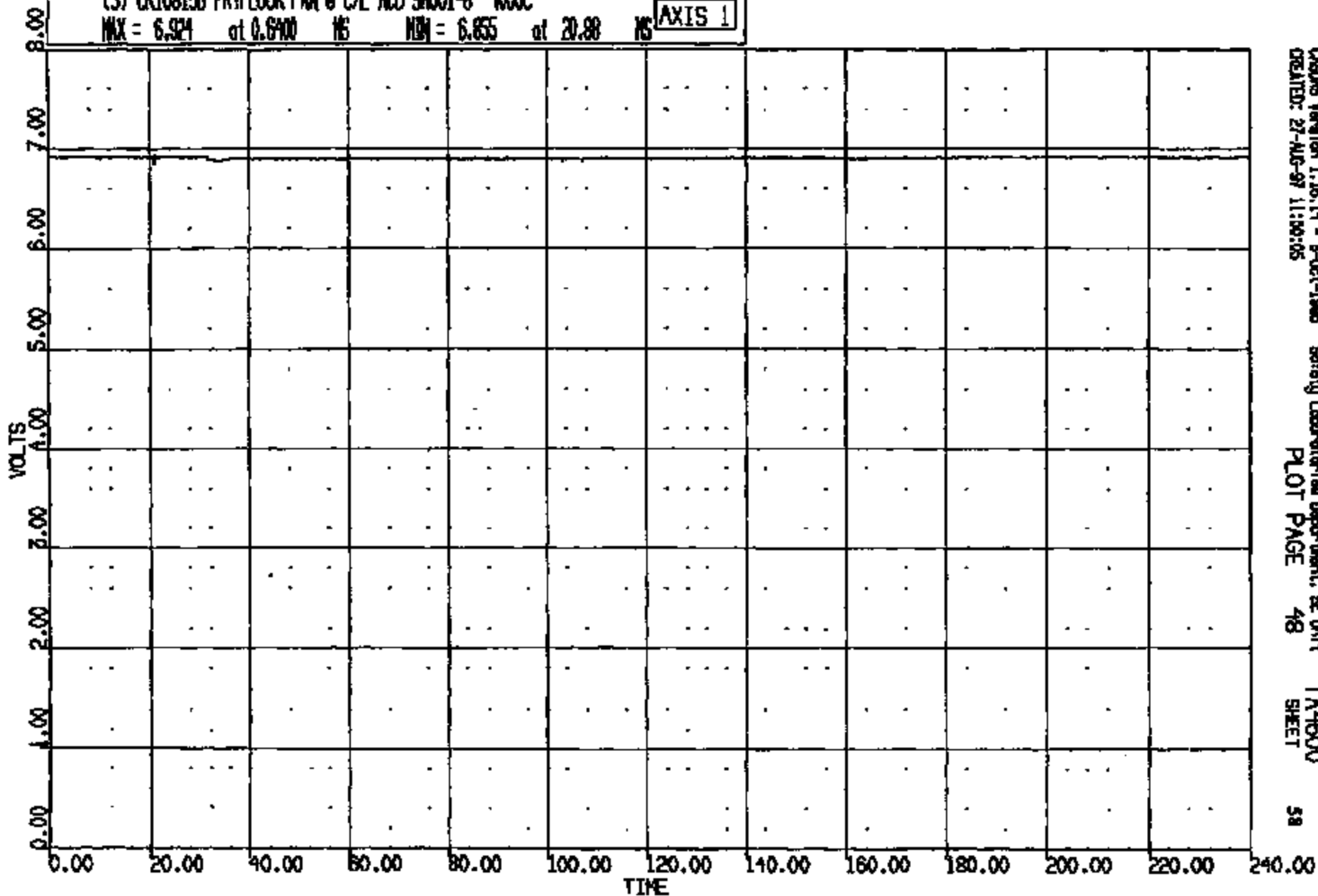
CRIS 0010813

CR R: 10813 TO: TA4600 DATE: 870827 10:11:02
100X DN-101 UNKNOWN

(5) CR10813B FRIFLOOR PAN @ C/L ACD SMOO1-8 400C

MAX = 6.924 at 0.6400 NS MIN = 6.855 at 20.88 NS

AXIS 1



CRS015 Version 1.16.14 - 8-Oct-1988
CREATED: 27-AUG-87 11:00:05

Safety Laboratory Department, EE Unit
PLOT PAGE 48

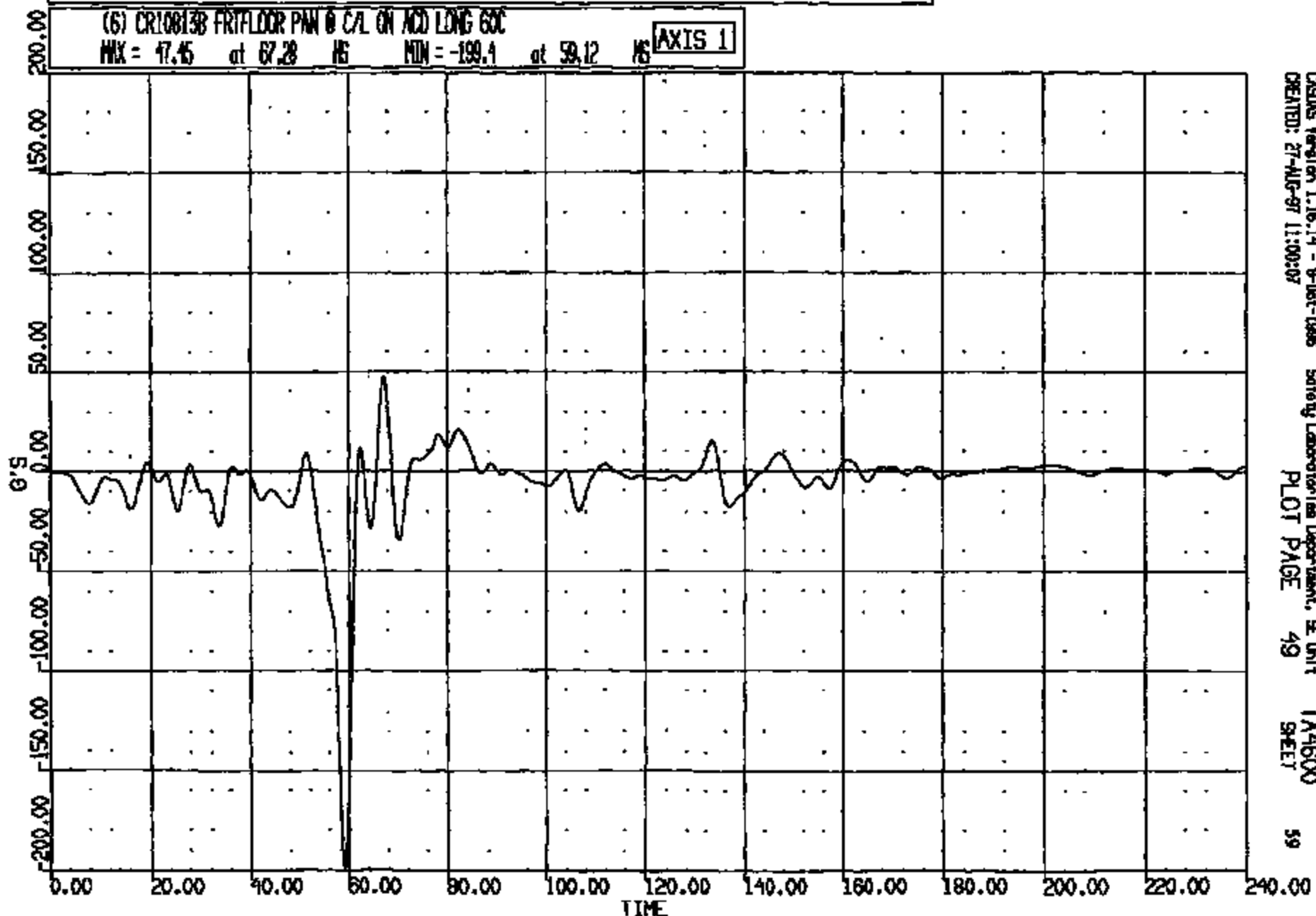
TA4600
SHEET

58

CRIS 0010813

CR R: 10818 TO: TA4600 DATE: 970827 10:11:02
189X DN-101 UNKNOWN

(6) CR10813B FRT FLOOR PMN @ C/L ON ACD LONG 60C
MAX = 47.45 at 67.28 NS MIN = -199.4 at 59.12 NS **AXIS 1**



CADWIS Version 1.16.14 - 9-Oct-1998 Safety Laboratory/Ins Department, E Unit
CREATED: 27-AUG-97 11:00:07 PLOT PAGE 49 TA4600
SHEET 59

CRTS 0010813

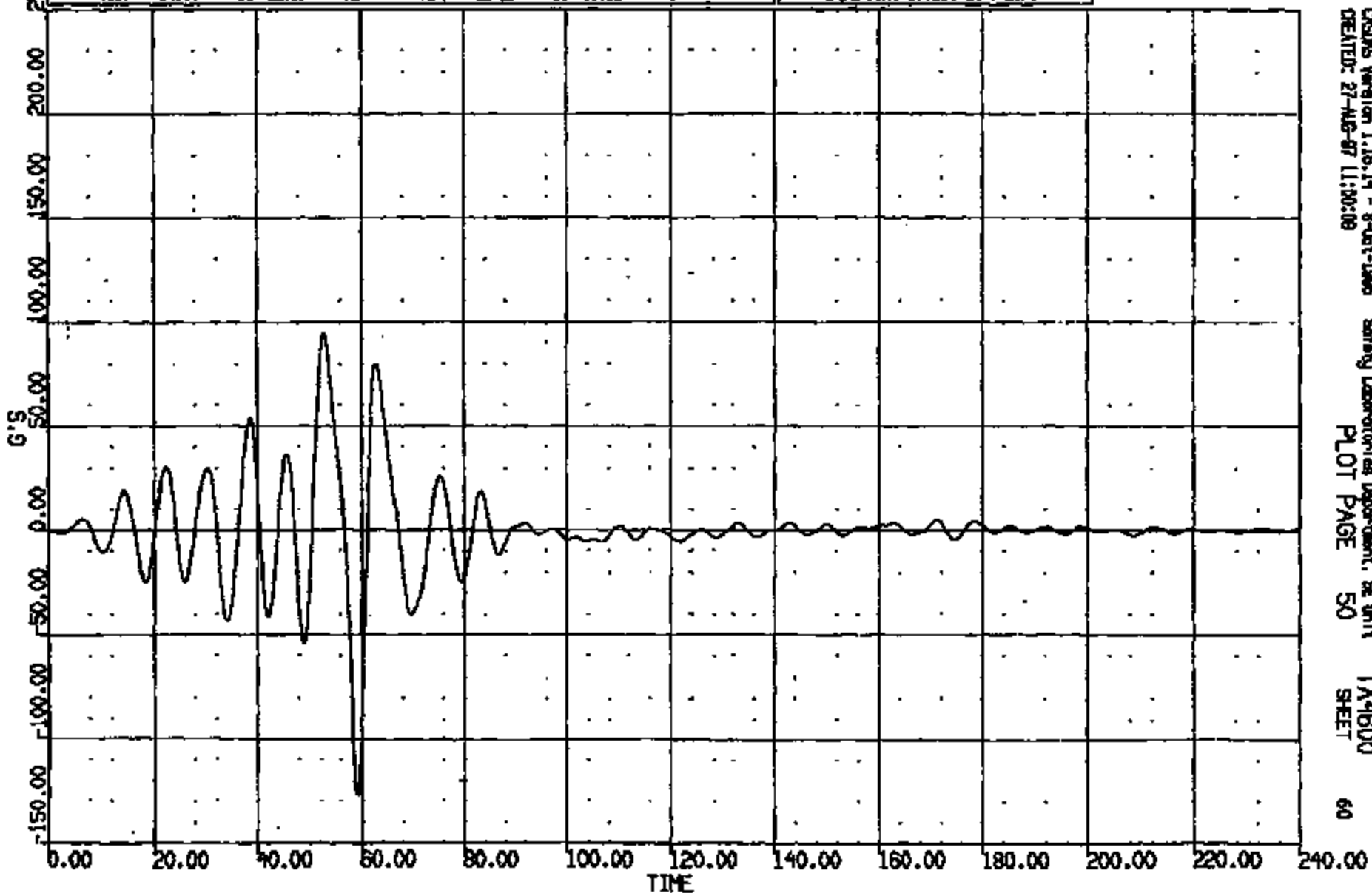
CR #: 10813 TO: TA4600 DATE: 870827 10:11:02
100X DN-101 UNKNOWN

(7) CR10813B FRTFLOOR PAN @ C/L ON ACB VERT 60C

MAX = 91.11 at 52.89 MS MIN = -127.2 at 59.12 MS

AXIS 1

ANOMLY KEY:
* - Midband data exceeded full scale
- >1 percent offset at T-zero

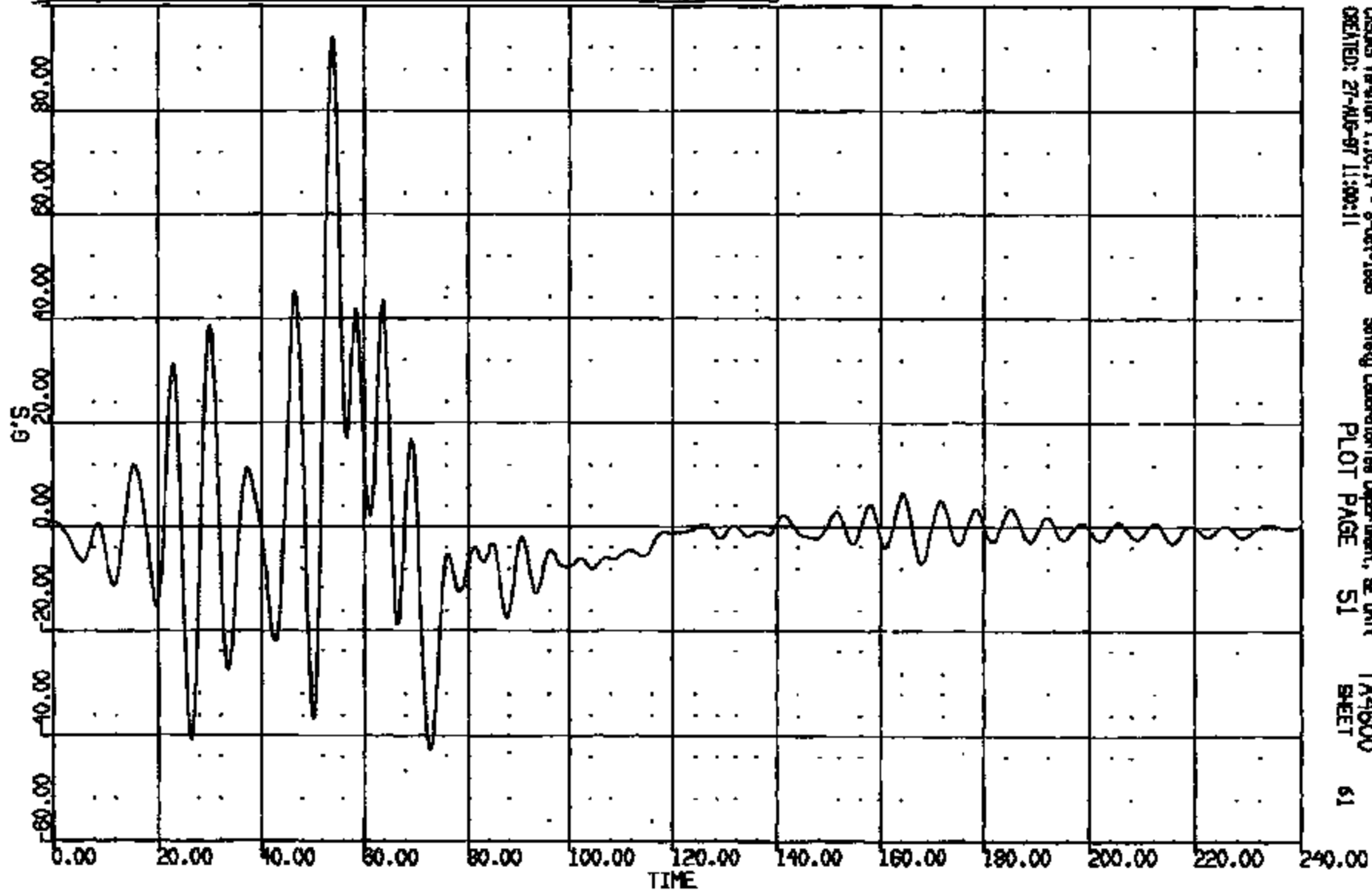


CRSWS Version 1.16.14 - 8-Oct-1986 Safety Laboratories Department, BE Unit
CREATED: 27-AUG-87 11:00:08 PLOT PAGE 50 TA4600 SHEET 60

CRIS 0010813

CR R: 10813 TO: TA4600 DATE: 870827 10:11:02
189X DN-101 UNKNOWN

(8) CR108138 FR1FLOOR PAN @ C/L ON ACJ LAT 60C
MAX = 95.85 at 54.08 MS MIN = -42.64 at 72.80 MS **AXIS 1**

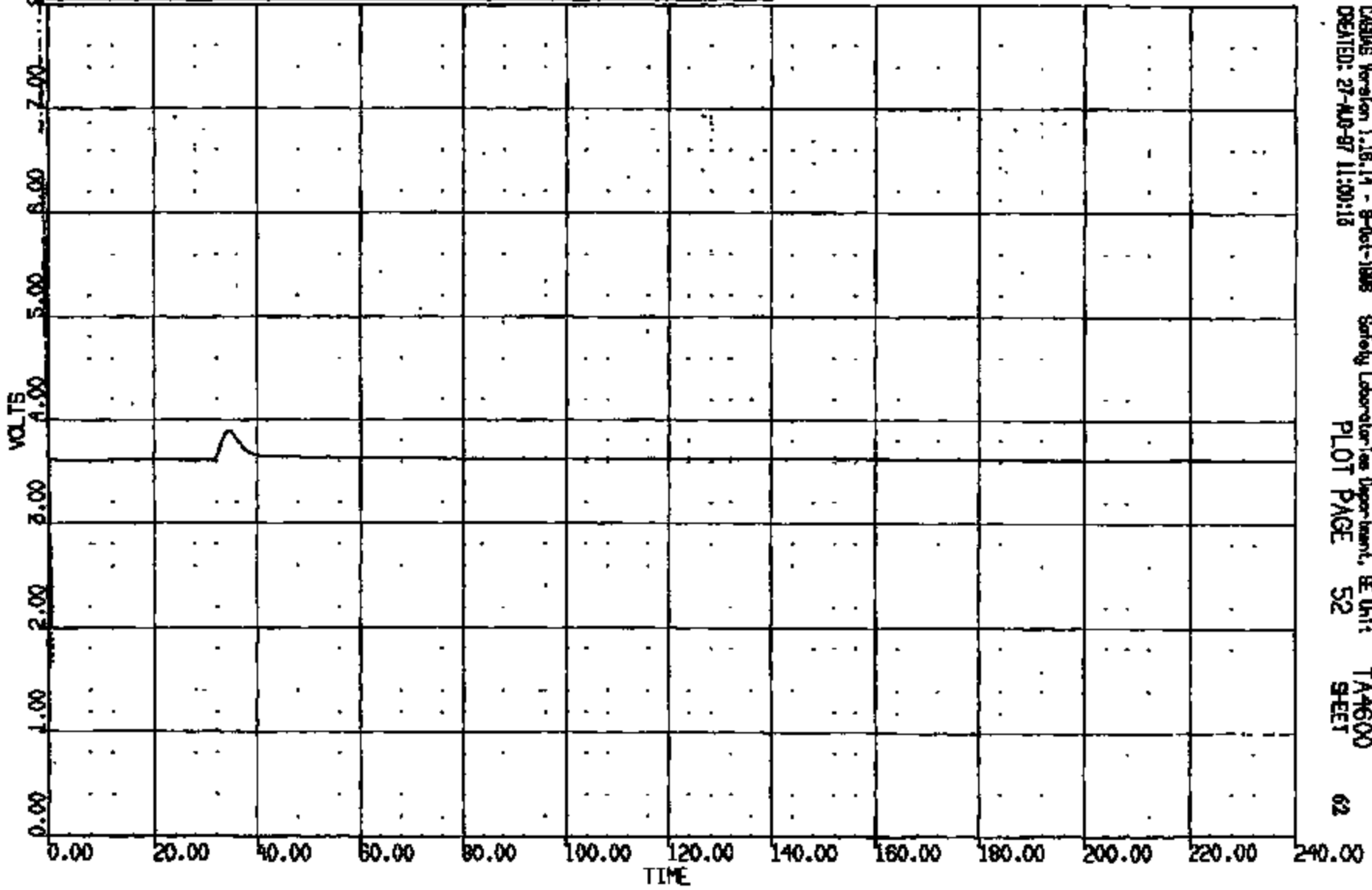


CRS15 Version 1.16.14 - 8-Oct-1986 Safety Laboratories Department, SE Unit TA4600
CREATED: 27-AUG-97 11:00:11 PLOT PAGE 51 SHEET 61

CRTS 0010813

CR #: 10813 TO: TA4600 DATE: 970827 10:11:02
100X DN-101 UNKNOWN

(9) CR10813B FRTFLOOR PAN @ C/L DELCO USL 60C
MAX = 3.891 at 31.56 MS MIN = 3.616 at 7.360 MS **AXIS 1**

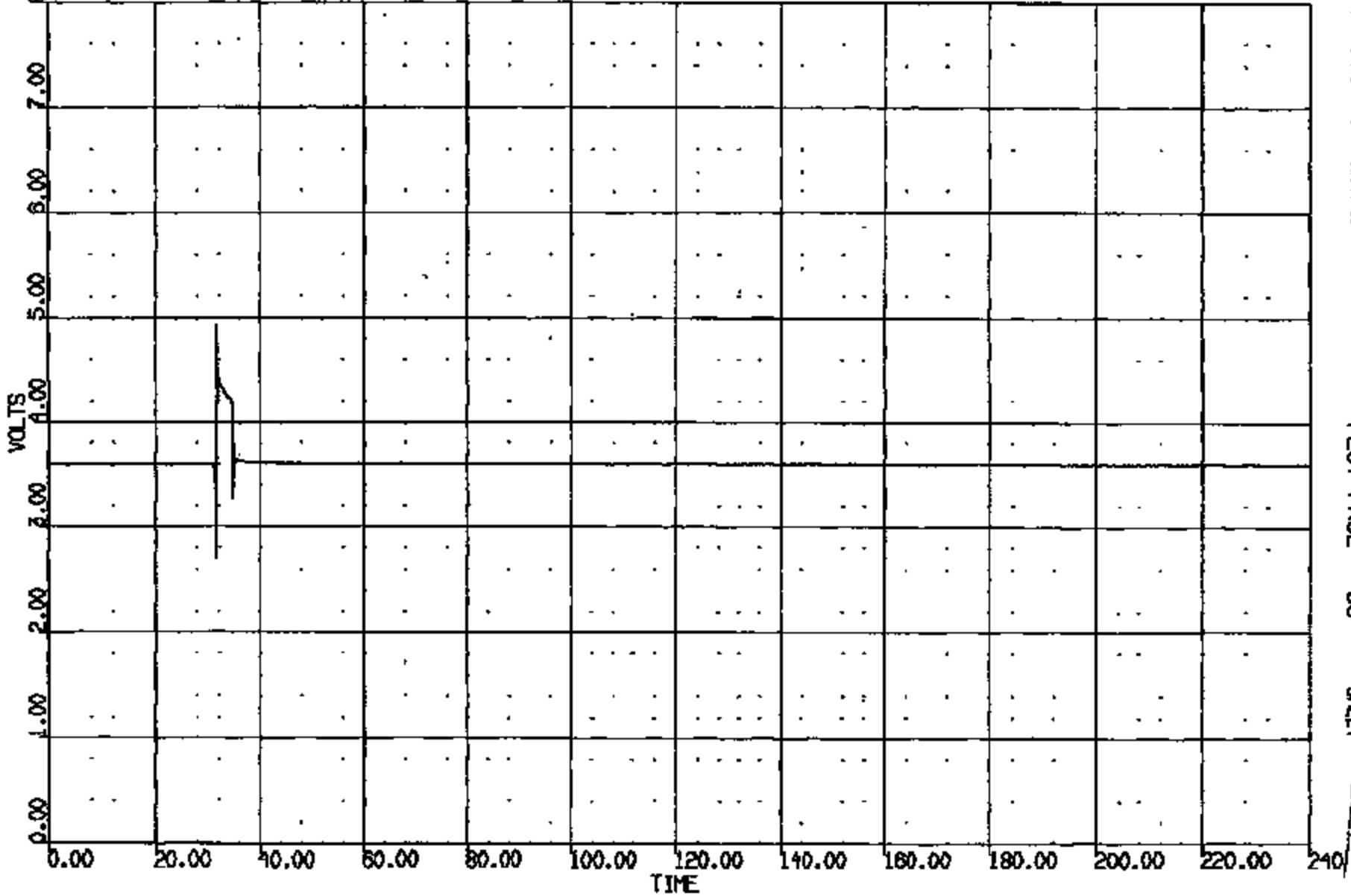


CASME Version 1.16.14 - 9-Oct-1998 Safety Laboratories Department, BE Unit
CREATED: 27-AUG-97 11:00:13 TA4600
PLOT PAGE 52 SHEET 62

CRTS 0010813

CR R: 10815 TD: TA9600 DATE: 970827 10:11:02
199X DN-101 UNKNOWN

(10) CR108150 FRIFLOOR PNH @ C/L DELCO BSI 4000C
MAX = 4.932 at 31.68 MS MIN = 2.055 at 31.52 MS AXIS 1



CASIMS Version 1.16.14 - B-Del-1995 Safety Laboratories Department, EE Unit
CREATED: 27-AUG-97 11:00:15 PLOT PAGE 53 TA9600 SHEET 63

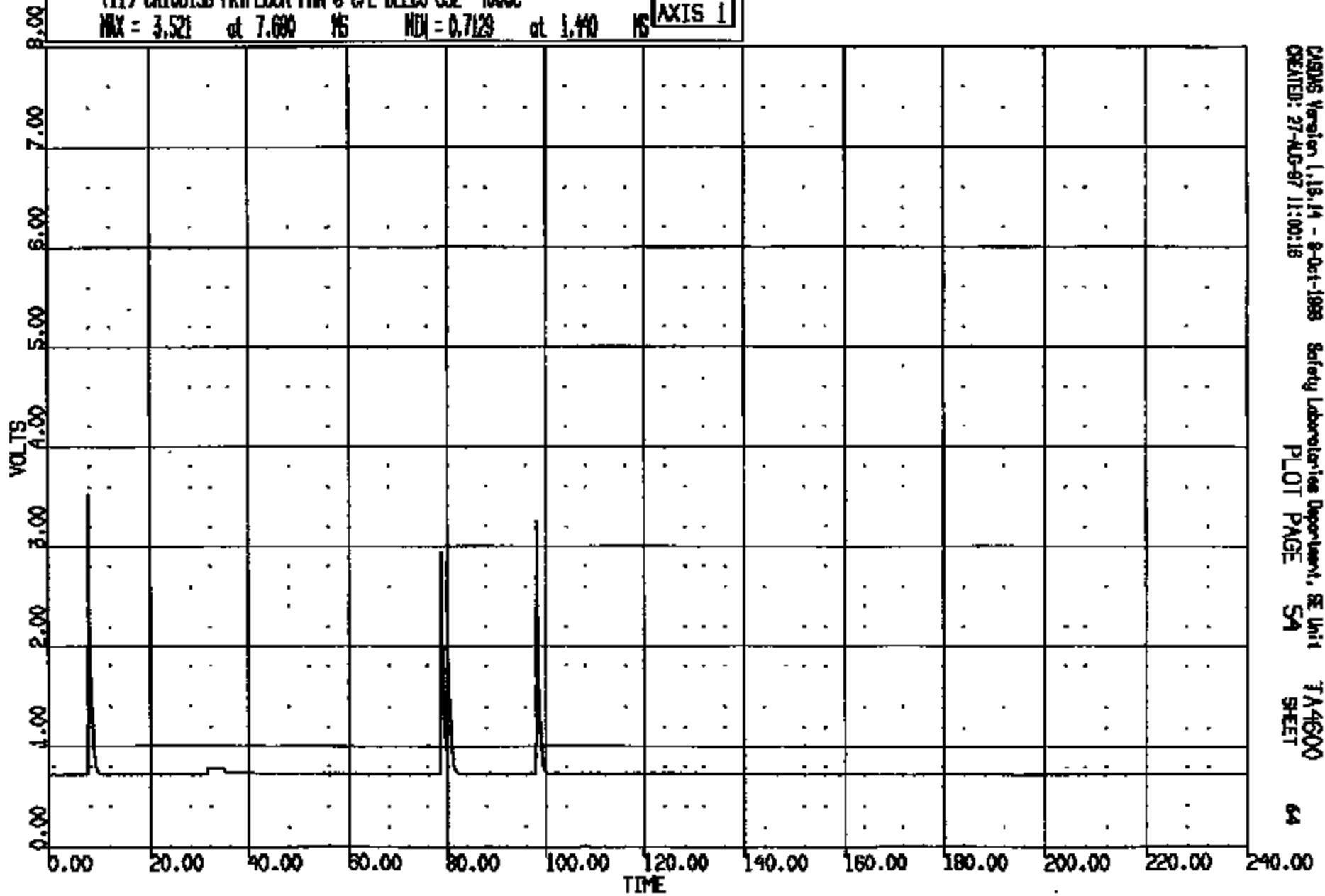
CRTS 0010813

CR 2: 10813 TO: TA4600 DATE: 870827 10:11:02
189X DN-101 UNKNOWN

(11) CR10813B FRIFLOOR PAN @ C/L DELCO US2 4000C

MAX = 3.521 at 7.600 MS MDI = 0.7129 at 1.440 MS

AXIS 1



CRTS 0010813

CRS Version 1.19.14 - 8-Oct-1988
CREATED: 27-AUG-87 11:00:18

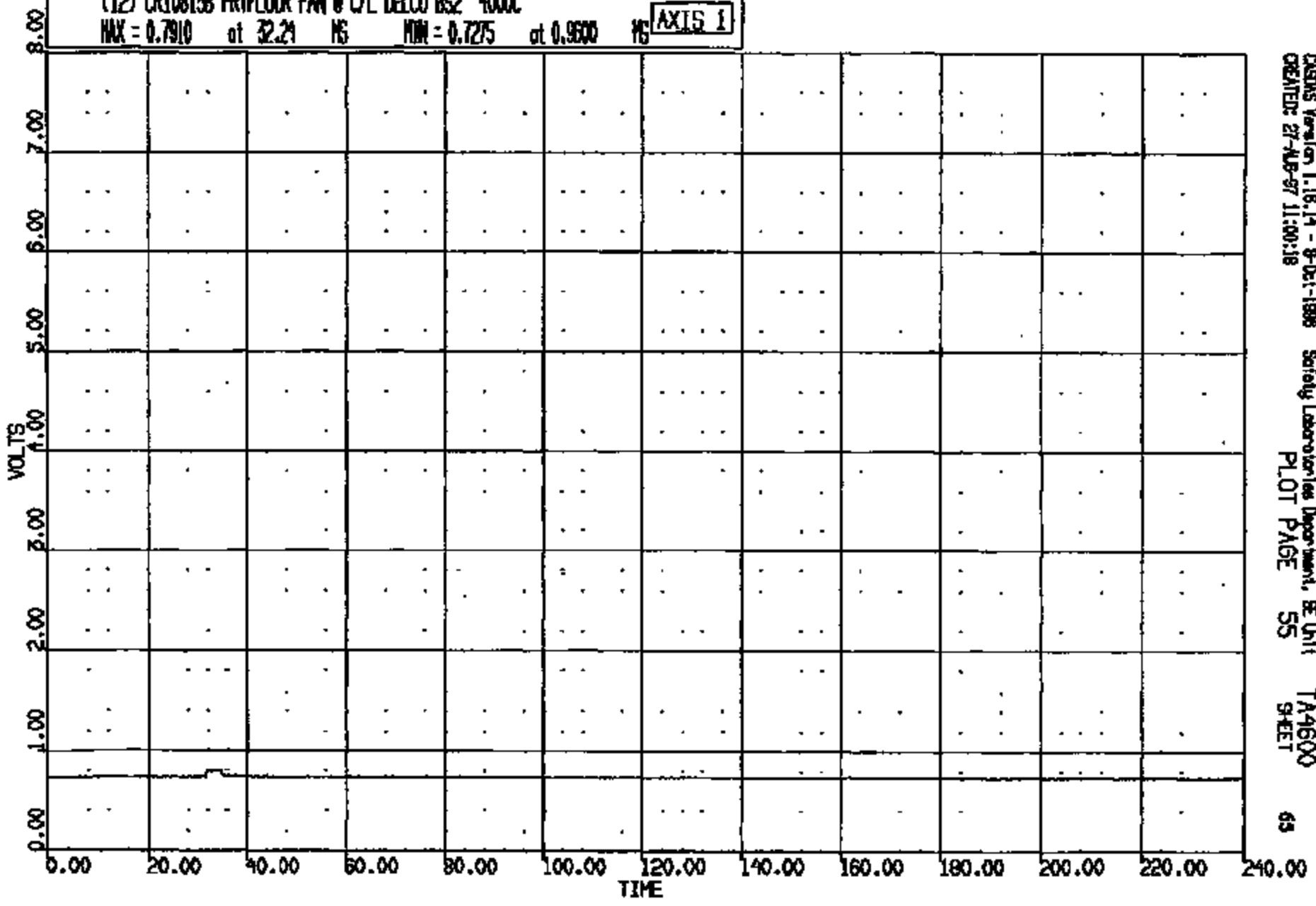
Safety Laboratories Department, SE Unit
PLOT PAGE 54

TA4600
SHEET

64

CR R: 10813 TO: TA4600 DATE: 970827 10:11:02
199X DN-101 UNKNOWN

(12) CR10813B FRIFLOOR PAN @ C/L DELCO BS2 4000C
MAX = 0.7910 at 32.29 MS MIN = 0.7275 at 0.9500 MS **AXIS 1**

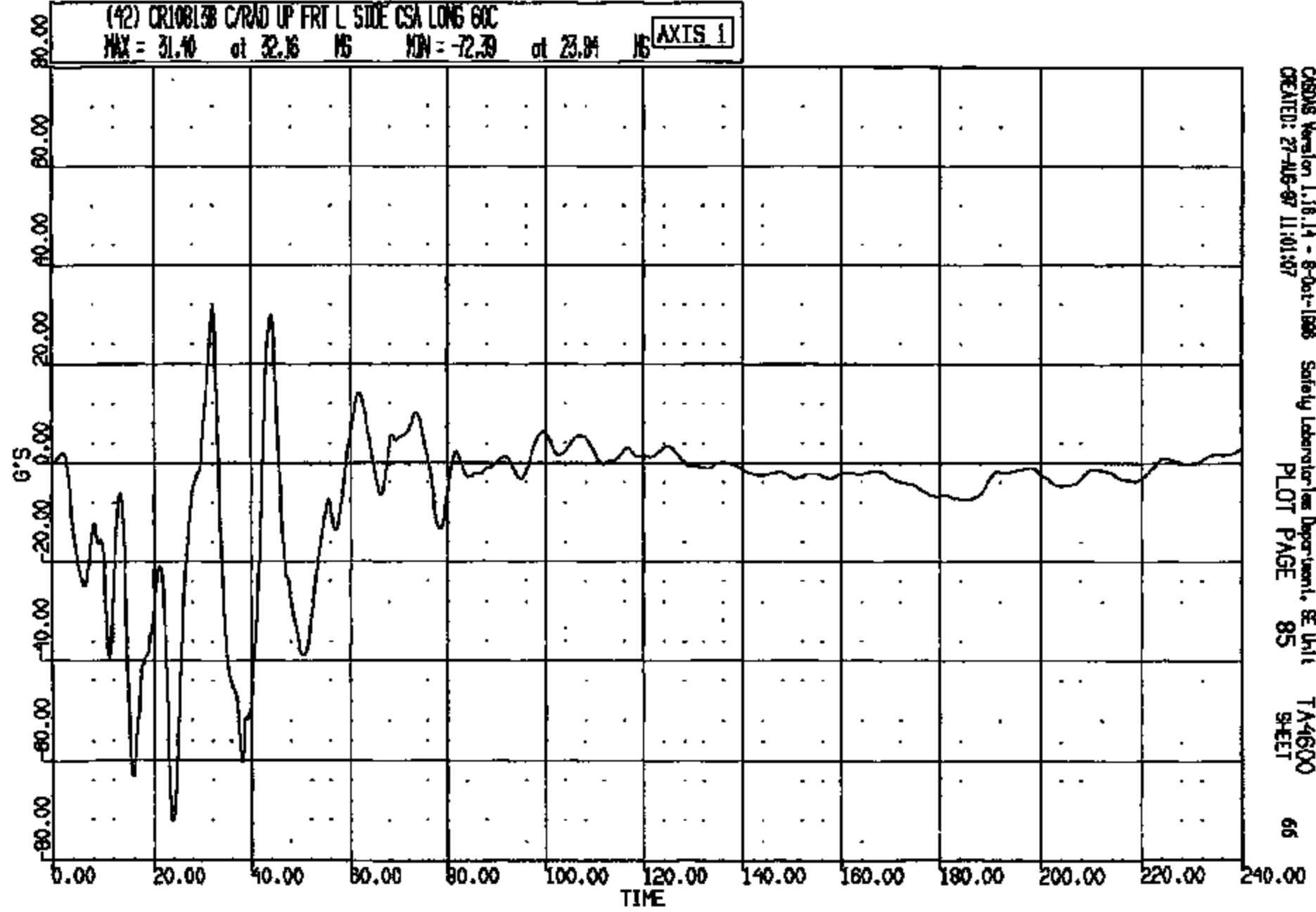


DEKRS Version 1.16.14 - 9-Oct-1998 Safety Laboratories Department, BE Unit TA4600
CREATED: 27-AUG-97 11:00:18 PLOT PAGE 55 SHEET 65

CRTS 0010813

CR R: 10815 TO: TA4600 DATE: 970827 10:11:02
100X DN-101 UNKNOWN

(42) CR10813B C/RAD UP FRT L SIDE CSA LONG 60C
MAX = 31.40 at 32.16 MS MIN = -72.39 at 23.84 MS **AXIS 1**

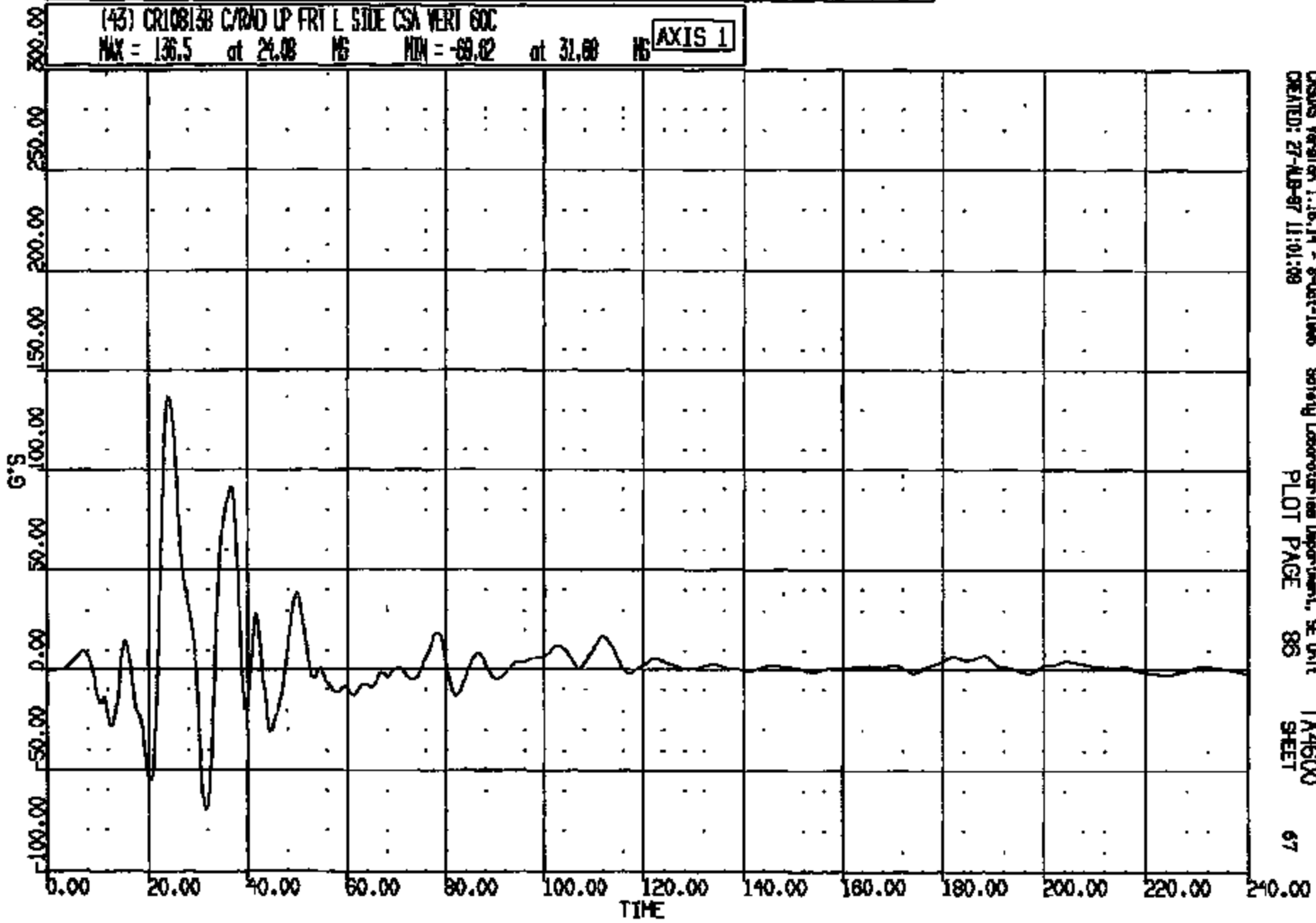


CRS08S Version 1.16.14 - 8-Oct-1998 Safety Laboratories Department, SE Unit TA4600
CREATED: 27-AUG-97 11:01:07 PLOT PAGE 85 SHEET 66

CR10813

OR R: 10815 TO: TA4600 DATE: 970827 10:11:02
199X DN-101 UNKNOWN

(43) CR108138 C/RND UP FRT E SIDE CSA VERT GOC
MAX = 136.5 at 24.08 MS MIN = -69.02 at 31.60 MS **AXIS 1**

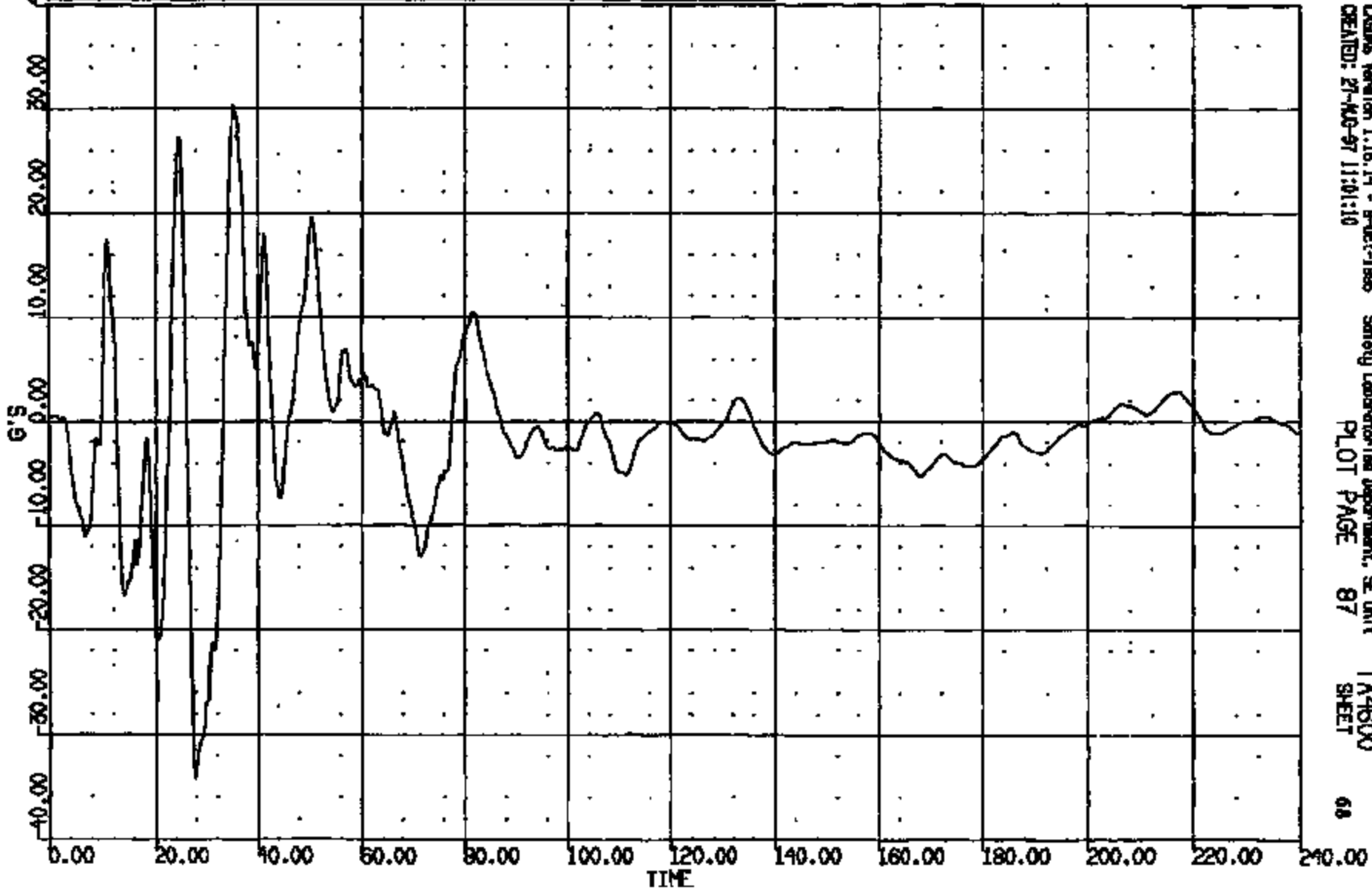


CRSUS Version 1.18.14 - 8-Oct-1998 Safety Laboratories Department, SE Unit TA4600
CREATED: 27-AUG-97 11:01:39 PLOT PAGE 86 SHEET 67

CRTS 0010813

CR R: 10813 TO: TA4800 DATE: 870827 10:11:02
189X DN-101 UNKNOWN

(44) CR108133 C/RND UP FRY L. SIDE CSA LAT 60C
MAX = 30.20 at 35.52 MS MIN = -31.24 at 27.84 MS **AXIS 1**



CRIMS Version 1.18.14 - 8-01-1986 Safety Laboratories Department, SE Unit TA4800
CREATED: 27-AUG-87 11:01:10 PLOT PAGE 87 SHEET 68

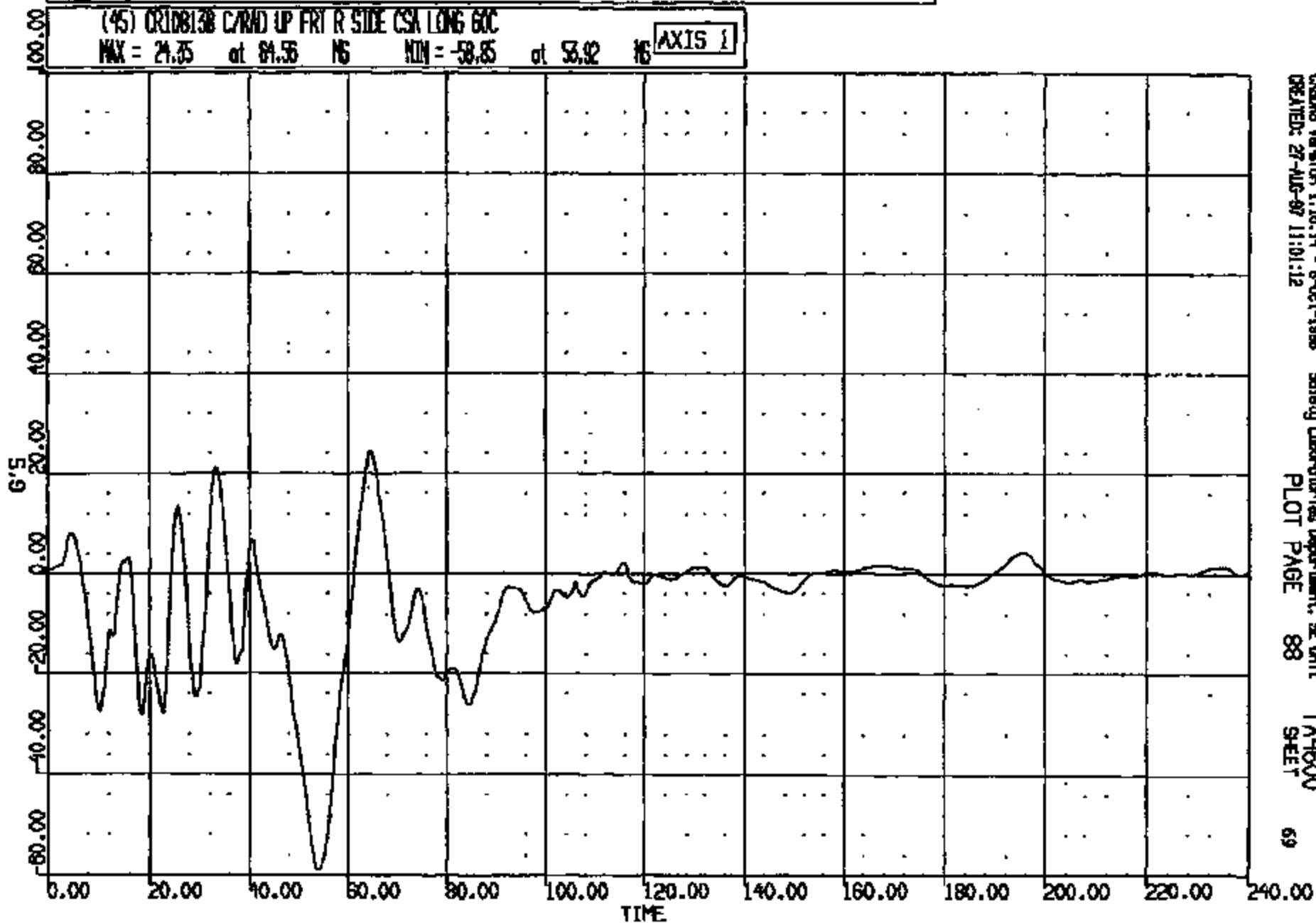
CRTS 0010813

CR R: 10813 TO: TA4600 DATE: 970827 10:11:02
198X DN-101 UNKNOWN

(45) CR108138 C/RAD UP FRT R SIDE CSA LONG 60C

MAX = 21.35 at 84.56 NS MIN = -58.85 at 58.92 NS

AXIS 1



CRS005 Version 1.16.14 - 8-Oct-1988
CREATED: 27-AUG-97 11:01:12

Safety Laboratories Department, SE Unit
PLOT PAGE 88

TA4600
SHEET

69

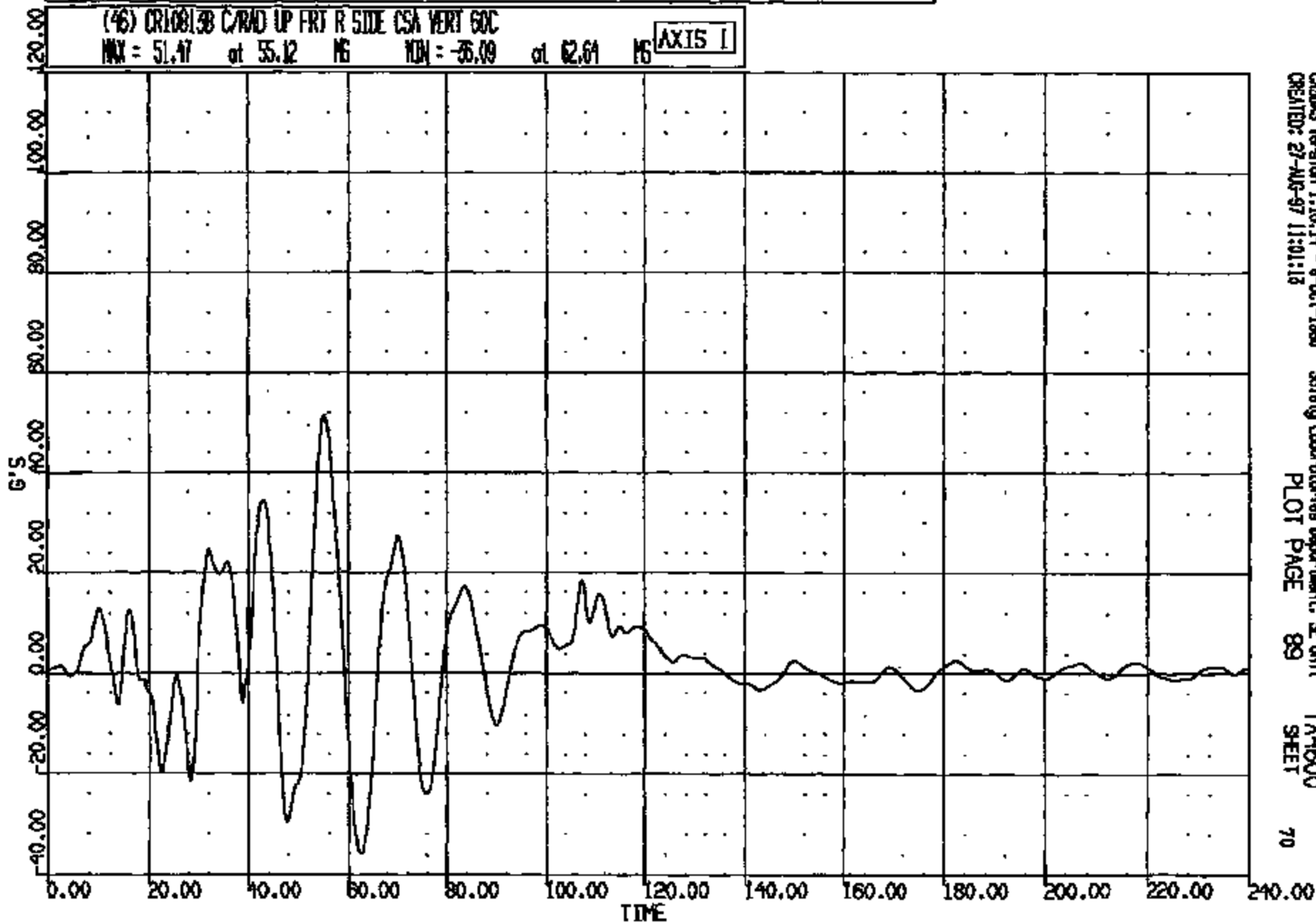
CRTS 0010813

CR R: 10615 TO: TA4600 DATE: 970827 10:11:02
199X DN-101 UNKNOWN

(46) CR100130 C/RAD UP FRT R SIDE CSA VERT 60C

MAX = 51.47 at 55.12 MS MIN = -35.09 at 62.61 MS

AXIS I



CRISIS Version 1.16.14 - 8-Oct-1998
CREATED: 27-AUG-97 11:01:18

Safety Laboratories Department, E Unit
PLOT PAGE 89

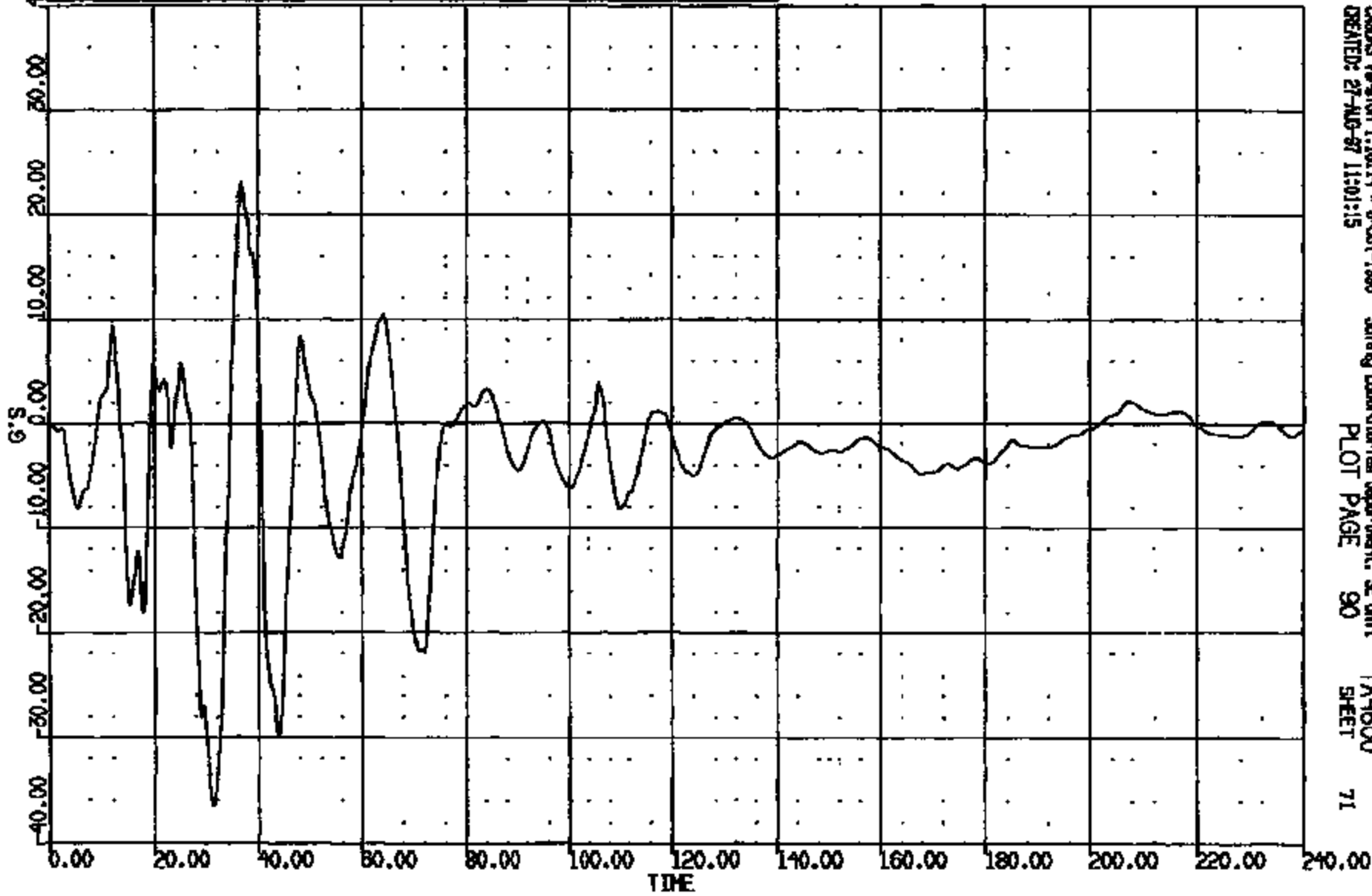
TA4600
SHEET

70

CRTS 0010813

CR R: 10815 TD: TA4600 DATE: 970927 10:11:02
199X DN-101 UNKNOWN

(47) CR10813B C/RAD LP FRT R SIDE CSA LAT 60C
MAX = 23.02 at 35.80 NS MIN = -36.45 at 31.20 NS **AXIS 1**



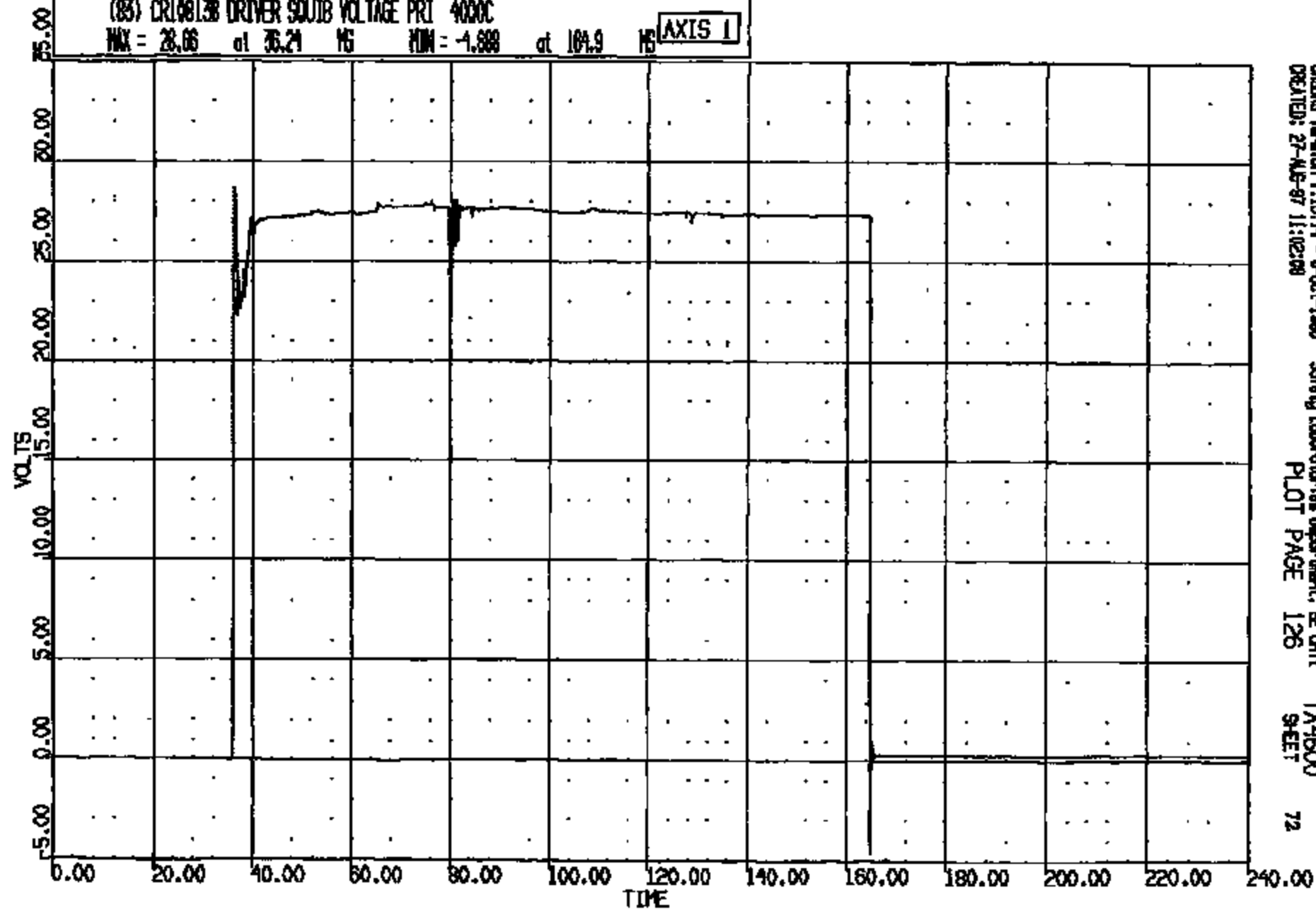
CADSYS Version 1.16.14 - 8-Oct-1998 Safety Laboratories Department, SE Unit TA4600
CREATED: 27-AUG-97 11:01:15 PLOT PAGE 90 SHEET 71

CR10813

CR #: 10815 TO: TA4600 DATE: 970827 10:11:02
199X DN-101 UNKNOWN

(83) CR100138 DRIVER SOLID VOLTAGE PRI 4000C
MAX = 28.06 at 36.24 MS MIN = -4.888 at 164.9 MS

AXIS 1



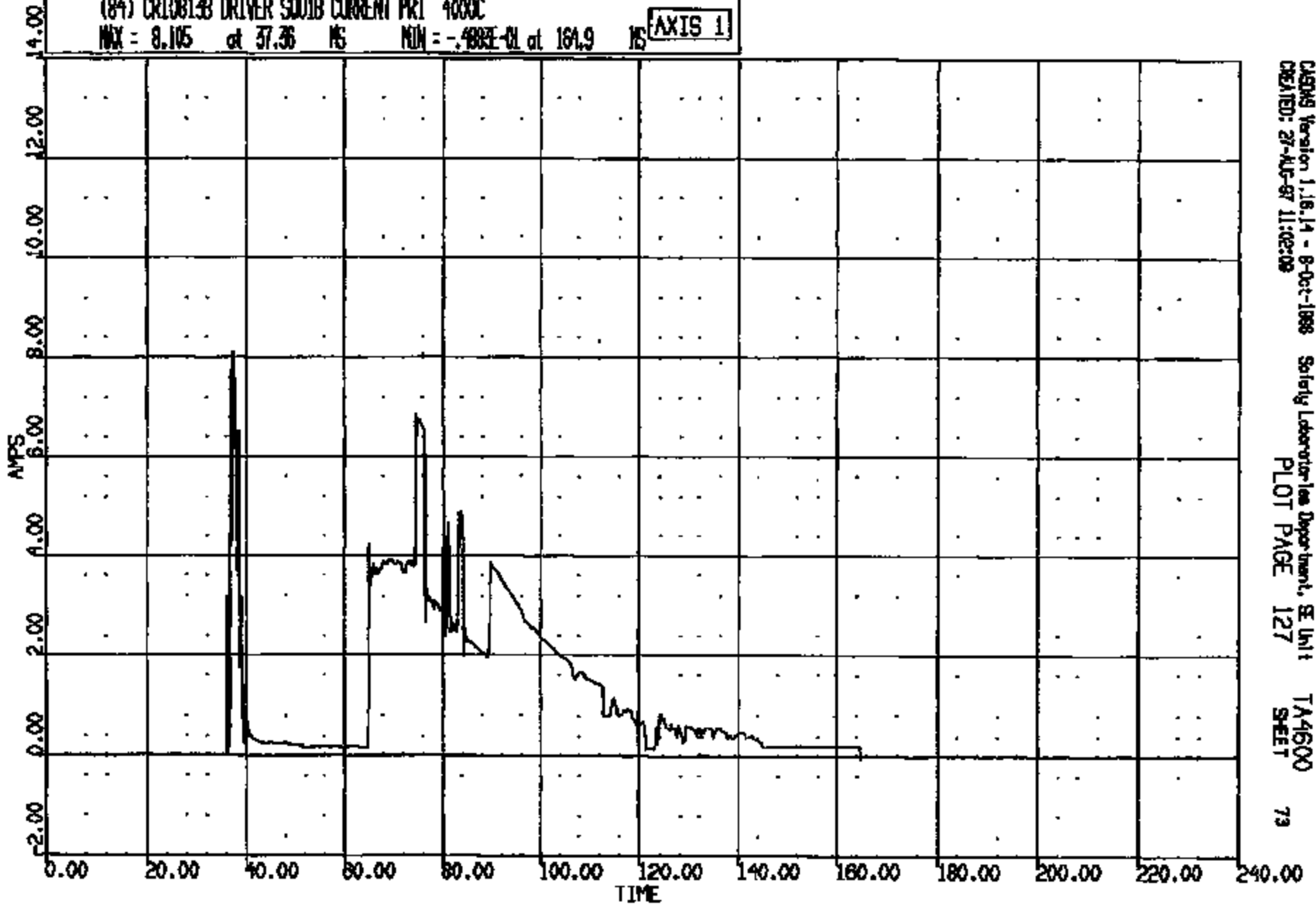
CASIMS Version 1.16.14 - 8-Oct-1995 Safety Laboratories Department, EE Unit TA4600
CREATED: 27-AUG-97 11:02:00 PLOT PAGE 126 SHEET 72

CRTS 0010813

CR R: 10813 TO: TA4600 DATE: 970827 10:11:02
100X DN-101 UNKNOWN

(84) CR108133 DRIVER SQUIB CURRENT PRT 4000C
MAX = 8.105 at 37.36 MS MIN = -.480E-01 at 161.9 MS

AXIS 1



CASMG Version 1.16.14 - 8-Oct-1988 Safety Laboratories Department, SE Unit 1 TA4600
CREATED: 27-AUG-87 11:02:09 PLOT PAGE 127 SHEET 73

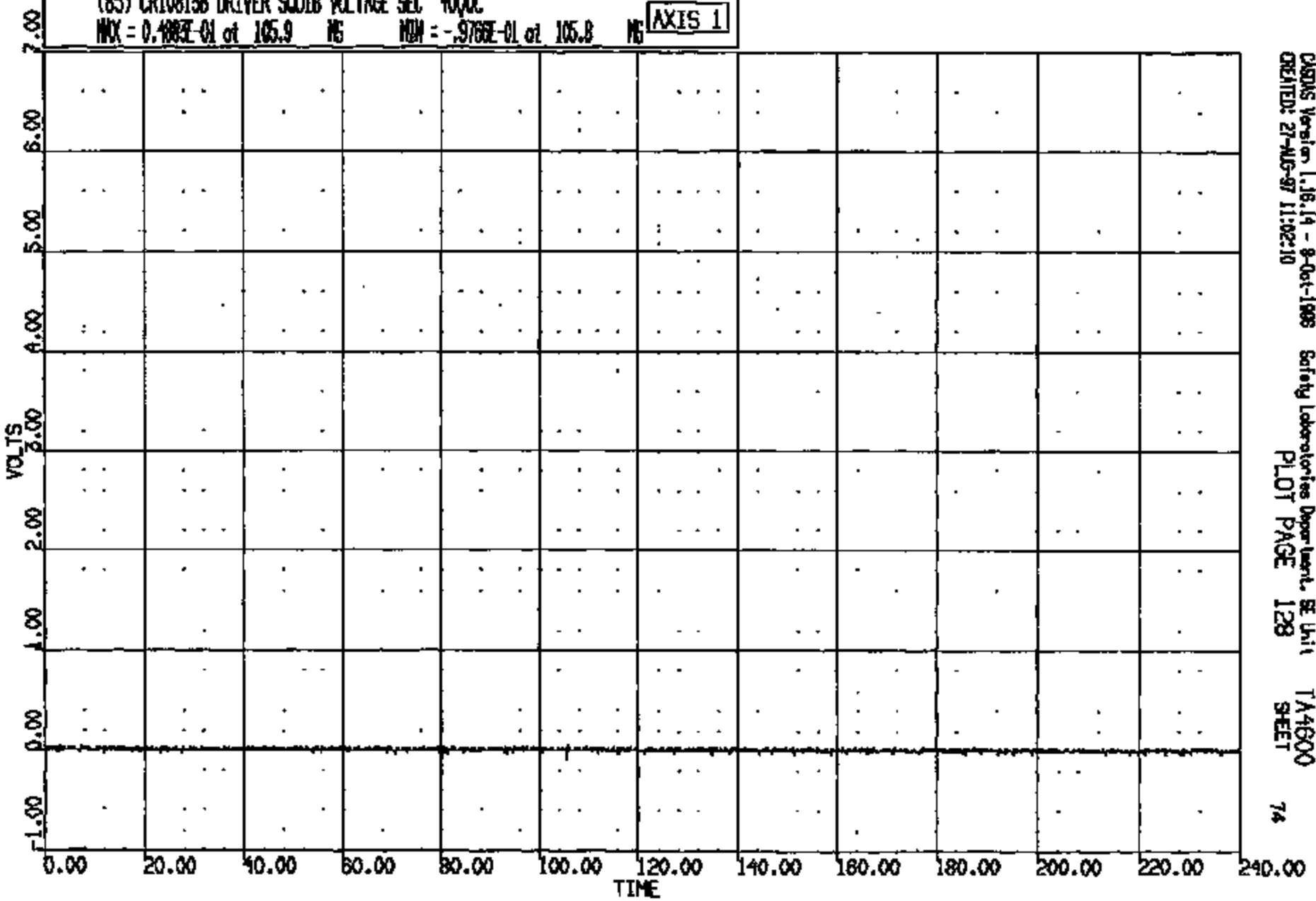
CR13 0010813

CR 7: 10815 TO: TA4600 DATE: 970827 10:11:02
198X DN-101 UNKNOWN

(85) CR108138 DRIVER SCUBB VOLTAGE SEC 4000C

MAX = 0.400E-01 of 105.9 MS MIN = -.976E-01 of 105.8 MS

AXIS 1




CASIMS Version 1.18.14 - 8-Oct-1988 Safety Laboratories Department, SE Unit
CREATED: 27-AUG-97 11:02:10 PLOT PAGE 128 TA4600
74

CRTS 0010813

CR R: 10813 TO: TA4600 DATE: 870827 10:11:02
198X DN-101 UNKNOWN

(86) CR10813B DRIVER SOLID CURRENT SEC 4000C
MAX = 0.1221E-01 at 3.280 NS MIN = -.1221E-01 at 0.000E+00 NS

AXIS 1



CRSIS Version 1.15.14 - 8-Oct-1988
CREATED: 27-AUG-87 11:02:12

Safety Laboratories Department, SE Unit 1
PLOT PAGE 129

TA4600
SHEET

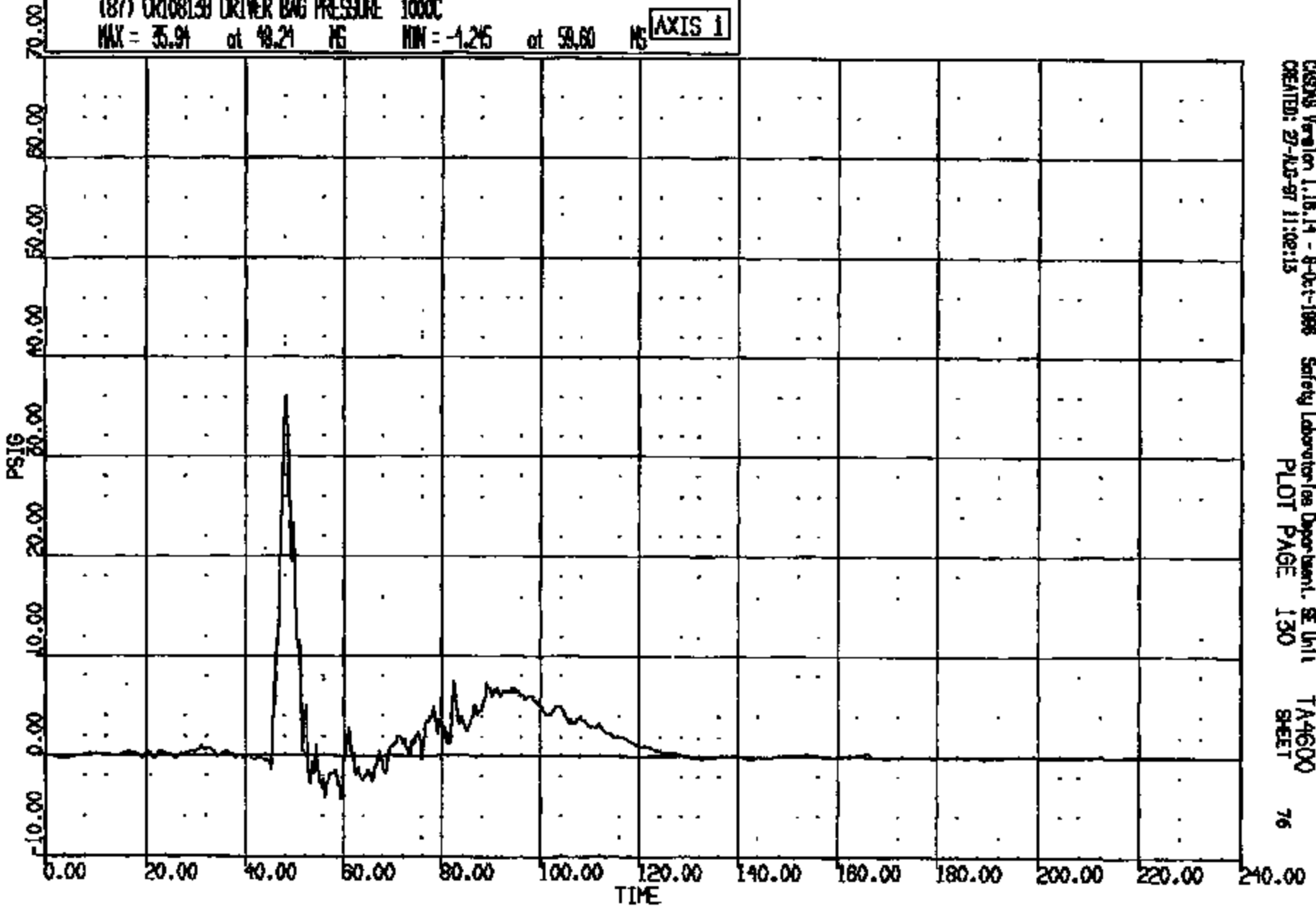
75

CRIS 0010813

CR R: 10813 TO: TA4600 DATE: 870827 10:11:02
100X DN-101 UNKNOWN

(87) CR10813B DRIVER BAG PRESSURE 1000C
MAX = 35.91 at 48.21 MS MIN = -1.245 at 58.60 MS

AXIS 1



CRS08 Version 1.18.14 - 8-Oct-1998 Safety Laboratories Department, SE Unit TA4600
CREATED: 27-AUG-97 11:02:13 PLOT PAGE 130 SHEET 76

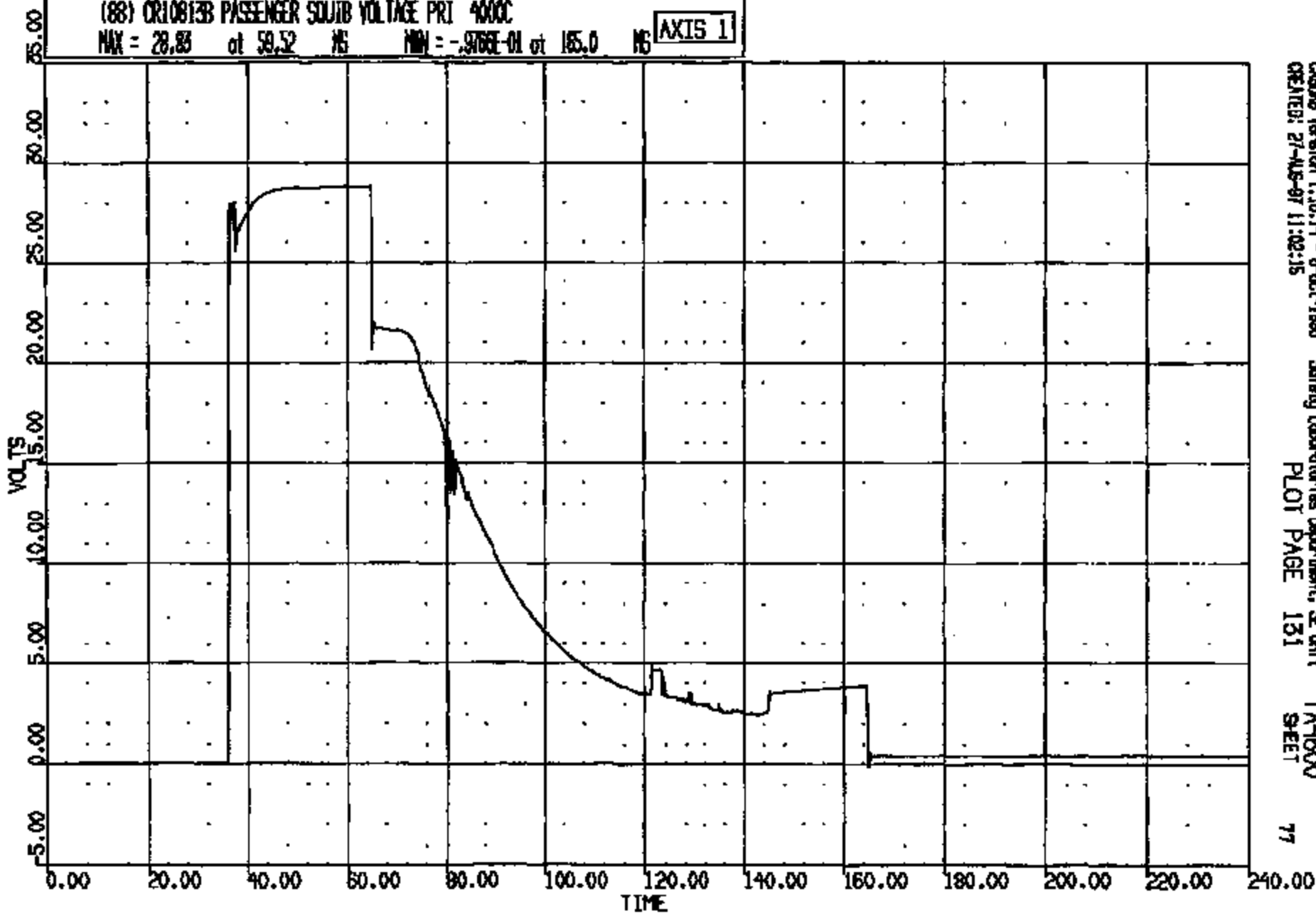
CRTS 0010813

CR R: 10813 TO: TA4600 DATE: 970827 10:11:02
199X DN-101 UNKNOWN

(88) CR10813B PASSENGER SQUIB VOLTAGE PRI 4000C

MAX = 28.88 at 59.52 MS MIN = -.9766E-01 at 165.0 MS

AXIS 1



CRTS 0010813

CASYS Version 1.18.14 - 8-Oct-1998
CREATED: 27-AUG-97 11:02:15

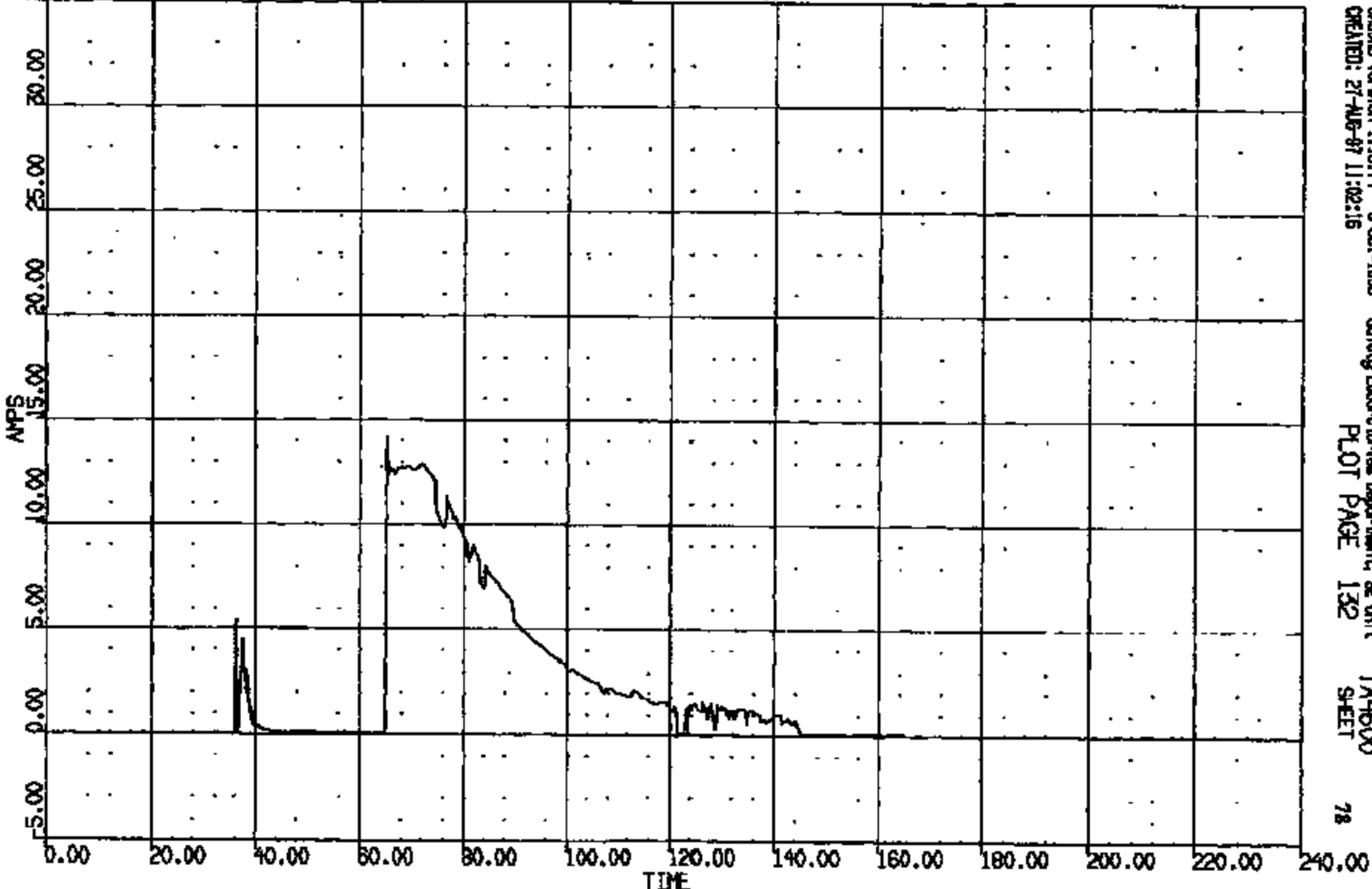
Safety Laboratories Department, SE Unit
PLOT PAGE 131

TA4600
SHEET

77

CR R: 10815 TD: TA4600 DATE: 870827 10:11:02
198X DN-101 UNKNOWN

(89) CR108138 PASSENGER SQUIB CURREN PRI 4000C
MAX = 14.18 at 65.12 MS MIN = -.1883E-01 at 121.5 MS **AXIS 1**

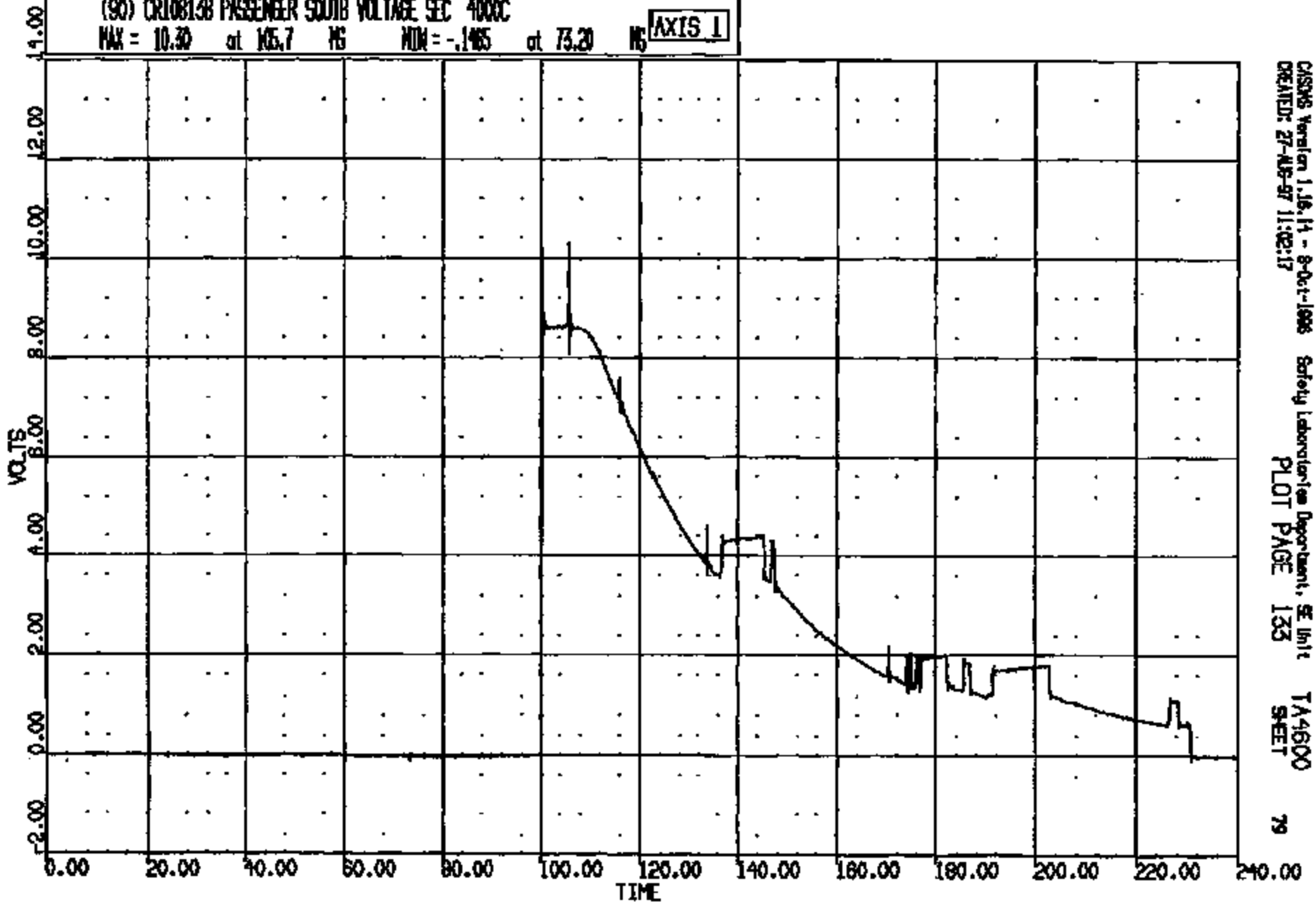


USDP's Version 1.16.14 - 8-Oct-1988 Safety Laboratory Department, SE Unit TA4600
CREATED: 27-AUG-87 11:02:16 PLOT PAGE 132 SHEET 78

CR R: 10813 TO: TA4600 DATE: 970827 10:11:02
199X DN-101 UNKNOWN

(90) CR10813B PASSENGER SOUTH VOLTAGE SEC 4000C
MAX = 10.30 at 105.7 MS MIN = -.1465 at 73.20 MS

AXIS 1

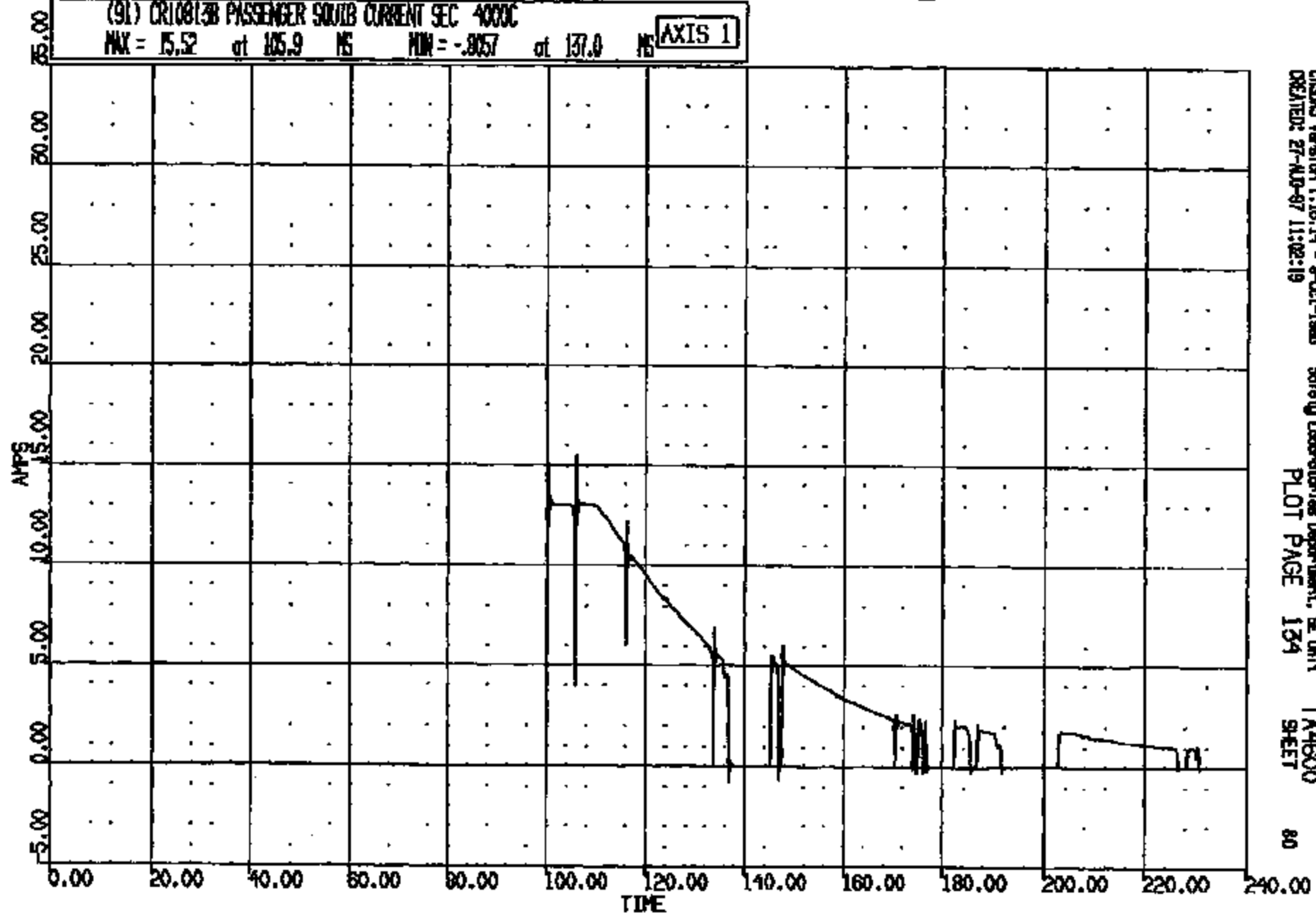


CRSWS Version 1.16.14 - 8-Oct-1998 Safety Laboratories Department, SE Unit TA4600
CREATED: 27-AUG-97 11:02:17 PLOT PAGE 133 SHEET 79

CR10813

CR R: 10813 TO: TA4600 DATE: 970827 10:11:02
189X DN-101 UNKNOWN

(91) CR10813B PASSENGER SQUIB CURRENT SEC 4000C
MAX = 15.52 at 105.9 MS MIN = -.8057 at 137.0 MS **AXIS 1**

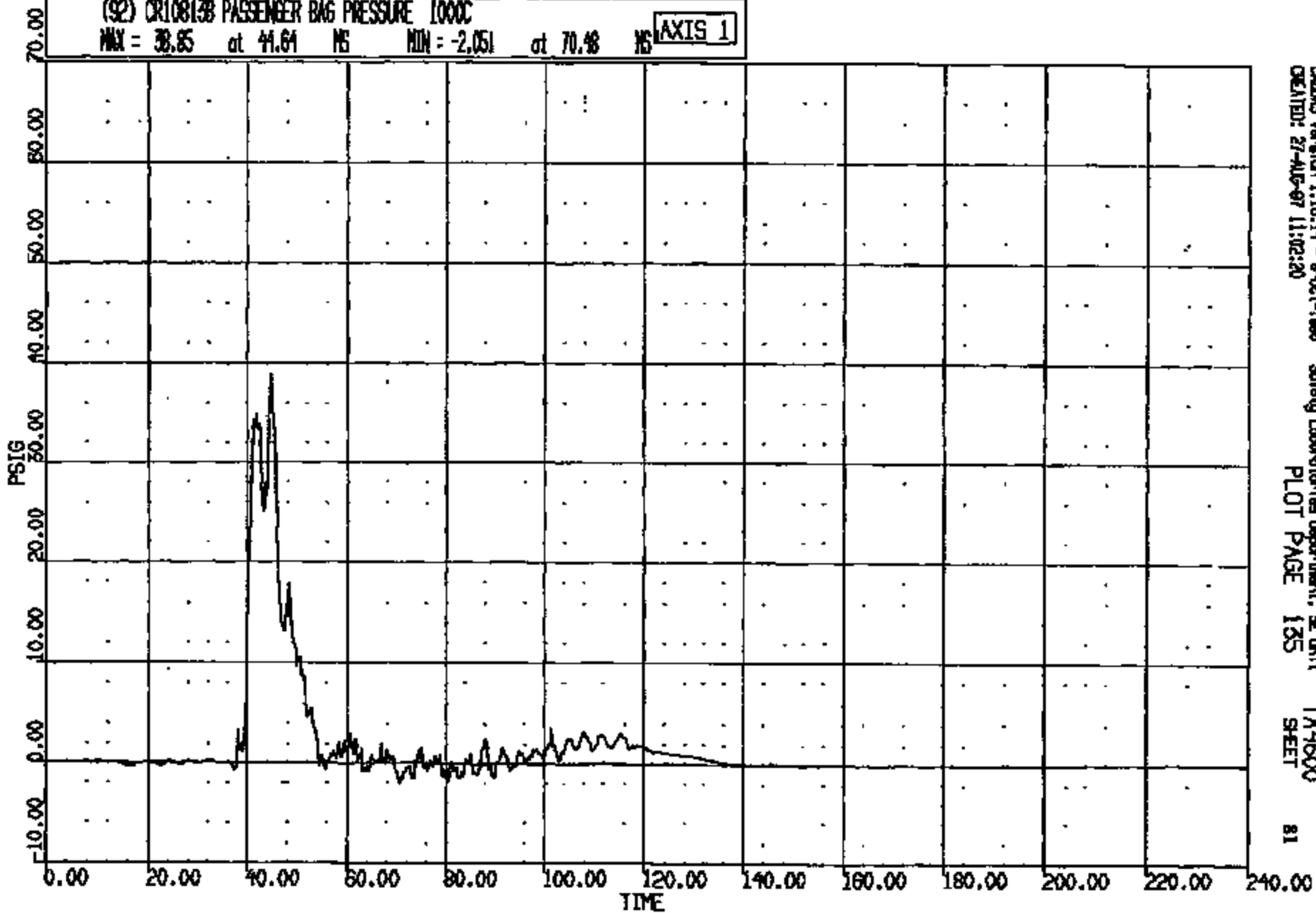


CASINS Version 1.16.14 - 9-Oct-1998 Safety Laboratories Department, SE Unit TA4600
CREATED: 27-AUG-97 11:22:19 PLOT PAGE 134 SHEET 80

CRTS 0010813

CR R: 10813 TO: TA4600 DATE: 870827 10:11:02
100X DN-101 UNKNOWN

(92) CR10813B PASSENGER BAG PRESSURE 1000C
MAX = 38.85 at 41.64 MS MIN = -2.051 at 70.48 MS AXIS 1



CADMS Version 1.16.14 - 8-Oct-1988
CREATED: 27-AUG-87 11:02:20

Safety Laboratories Department, SE Unit
PLOT PAGE 135

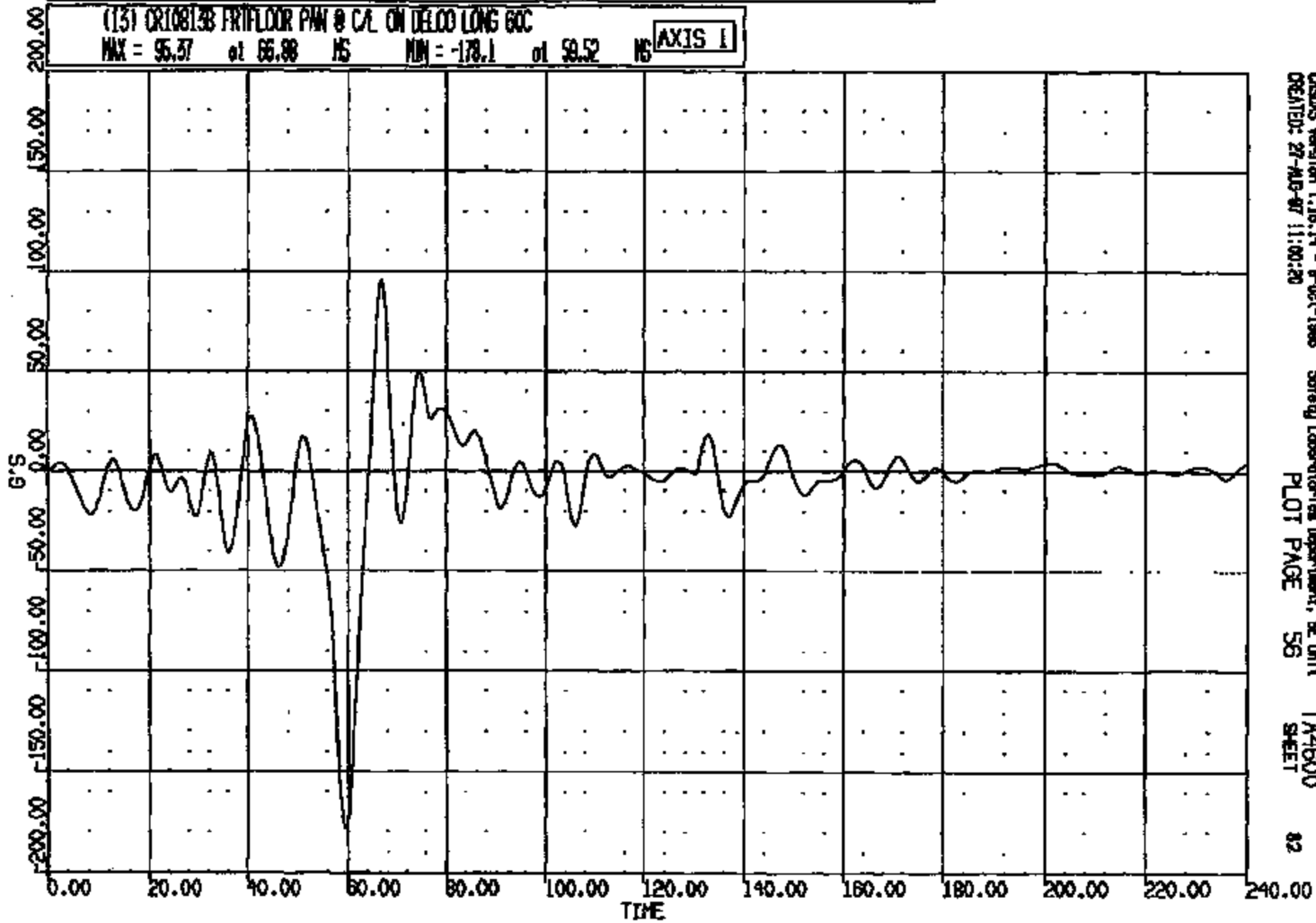
TA4600
SHEET

81

CRTS 0010813

CR R = 10813 TO: TA4600 DATE: 970827 10:11:02
199X DN-101 UNKNOWN

(13) CR10813B FRTFLOR PW @ CAL ON DECO LONG 60C
MAX = 95.37 at 66.98 MS MIN = -178.1 at 58.52 MS **AXIS 1**

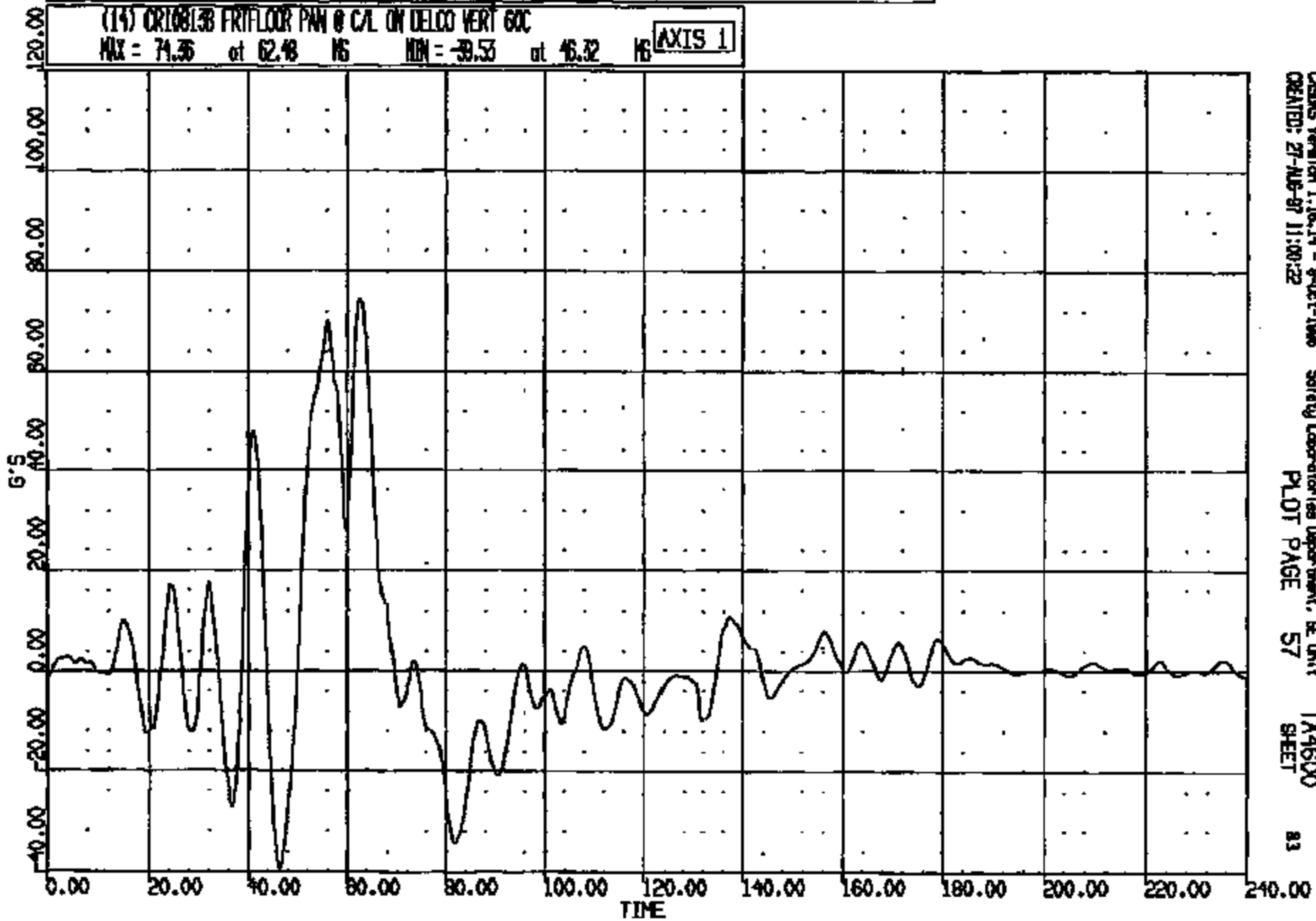


CRSUS Version 1.16.14 - 8-Oct-1998 Safety Laboratories Department, SE Unit
CREATED: 27-AUG-97 11:00:20 PLOT PAGE 56 TA4600 SHEET 82

CRTS 0010813

CR R: 10815 TO: TA4600 DATE: 970827 10:11:08
199X DN-101 UNKNOWN

(14) CR10813B FRIFLOOR PAV @ C/L ON DELCO VERT 60C
MAX = 74.36 at 62.48 16 MIN = -39.53 at 46.32 16 **AXIS 1**

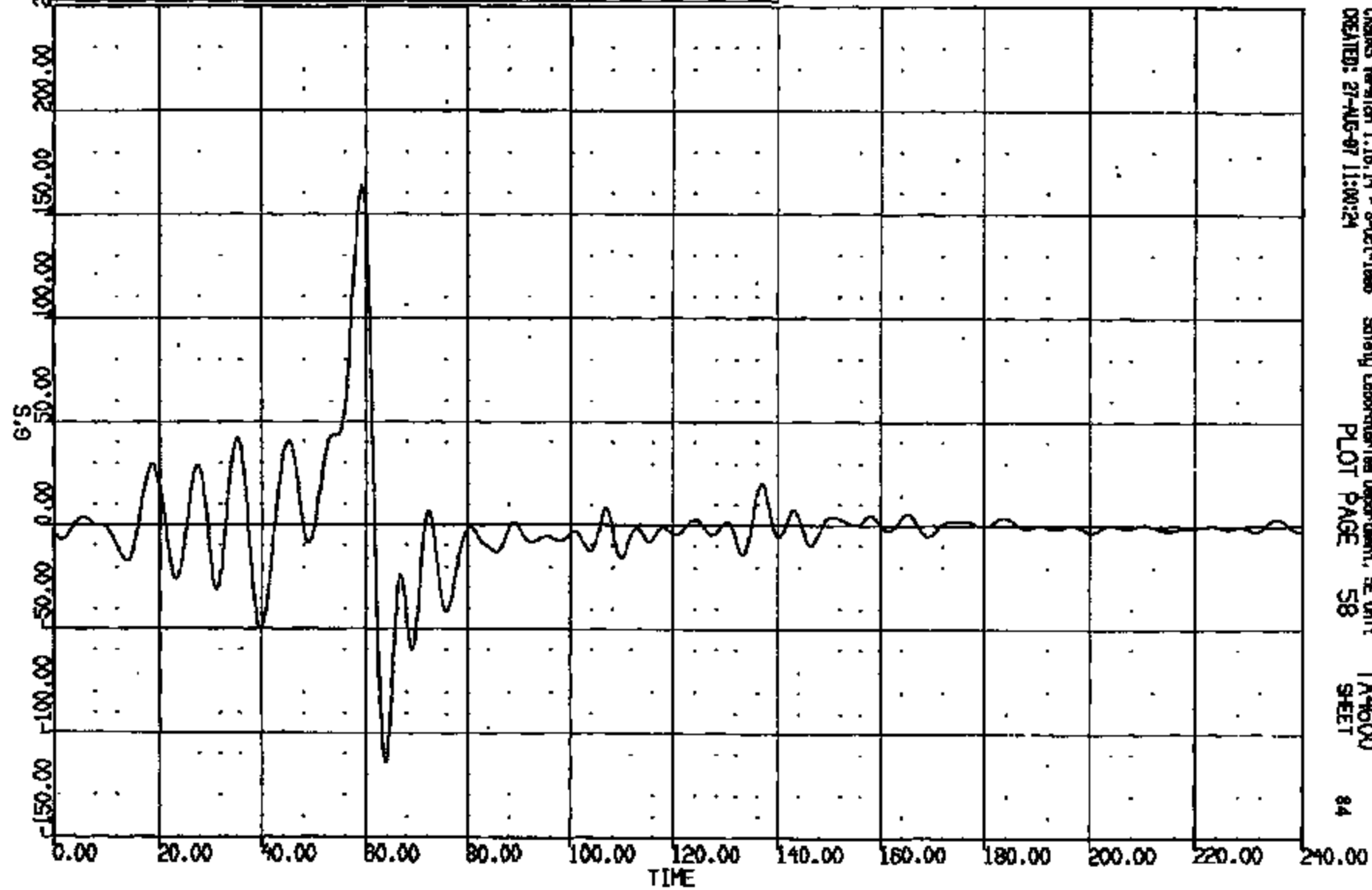


CRS Version 1.16.14 - 9-Oct-1995 Safety Laboratories Department, E Unit TA4600
CREATED: 27-AUG-97 11:00:22 PLOT PAGE 57 SHEET 83

CRTS 0010813

CR#: 10815 TO: TA4600 DATE: 870827 10:11:02
199X DN-101 UNKNOWN

(15) CR10815B FRIFLOOR PAN @ C/L ON DELCO LAT 60C
MAX = 163.6 at 53.28 MS MIN = -115.0 at 63.76 MS **AXIS 1**

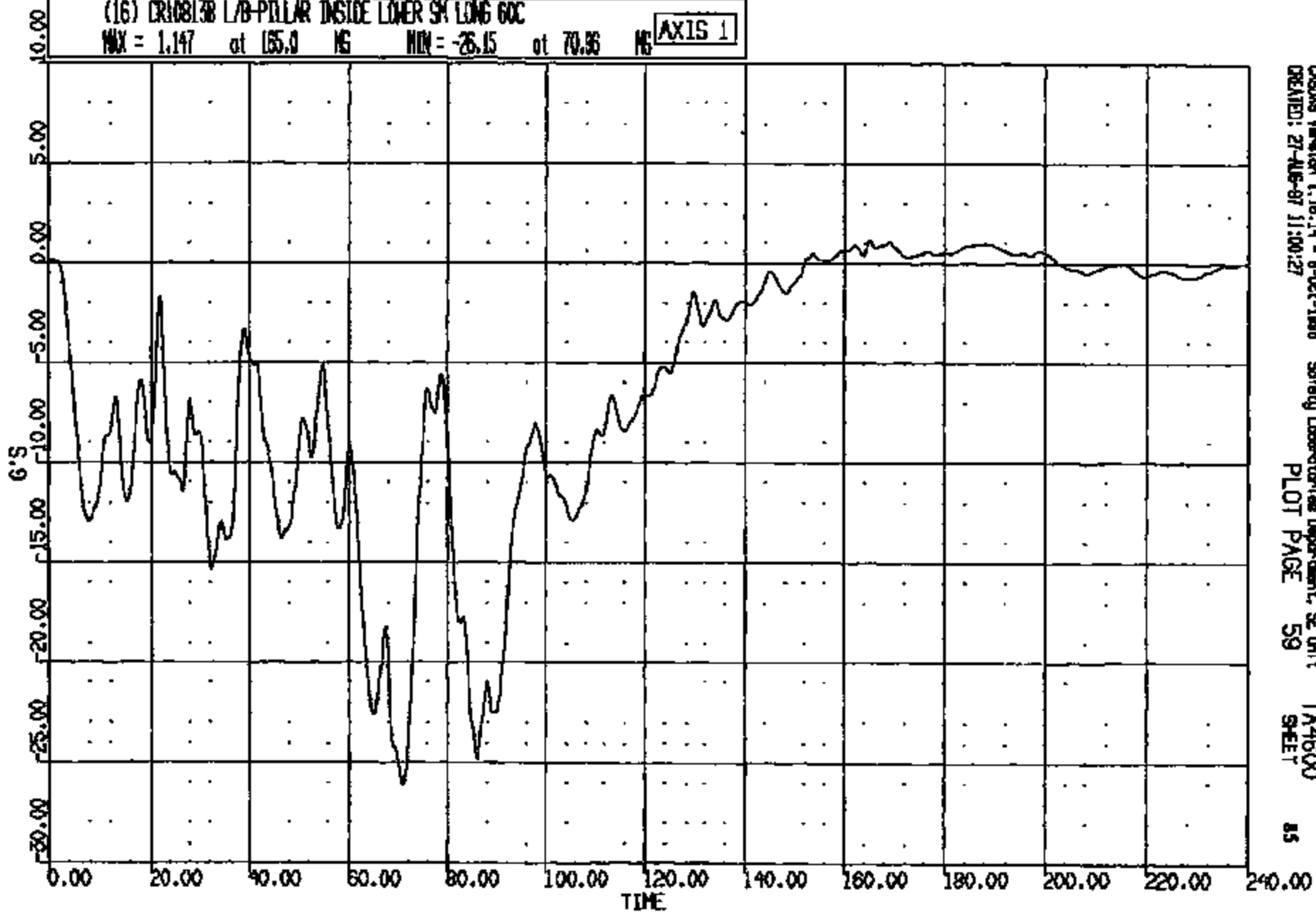


CRSIS Version 1.16.14 - 8-01-1988 Safety Laboratories Department, SE Unit
CREATED: 27-AUG-87 11:00:24 PLOT PAGE 58 TA4600 SHEET 84

CRTS 0010813

CR R: 10813 TO: TA4600 DATE: 970827 10:11:02
100X DN-101 UNKNOWN

(16) CR108138 L/B-PILLAR INSIDE LOWER SH LONG GOC
MAX = 1.147 at 165.0 MG MIN = -26.15 at 70.96 MG **AXIS 1**

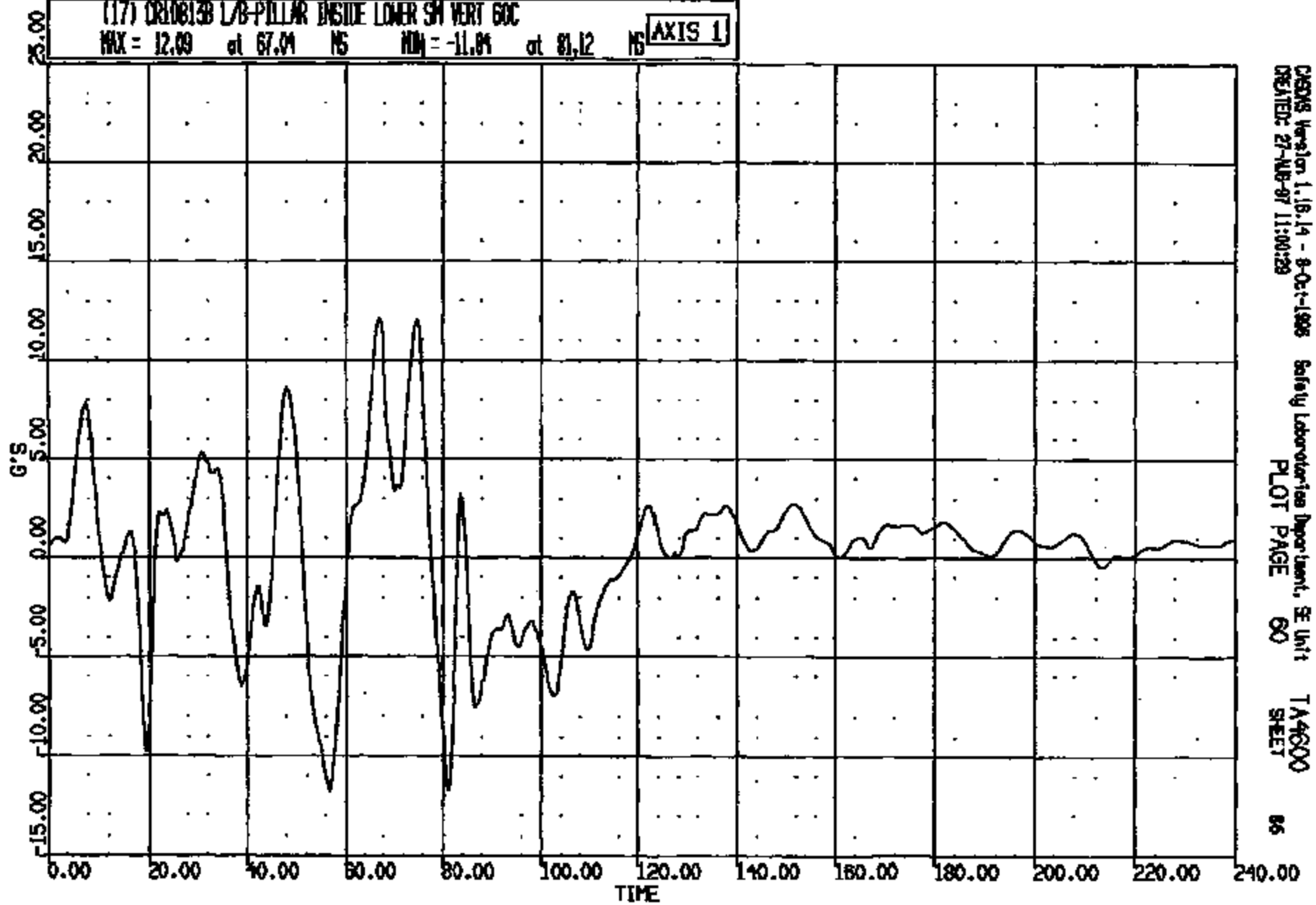


CASDUS Version 1.18.14 - 8-Oct-1998 Safety Laboratories Department, SE Unit TA4600
CREATED: 27-AUG-97 11:00:27 PLOT PAGE 59 SHEET 85

CRTS 0010813

CR R: 10818 TO: TA4600 DATE: 870827 10:11:02
190X DN-101 UNKNOWN

(17) DR10813B L/B-PILLAR INSIDE LOWER SH VERT GOC
MAX = 12.09 at 67.04 NS MIN = -11.04 at 81.12 NS **AXIS 1**

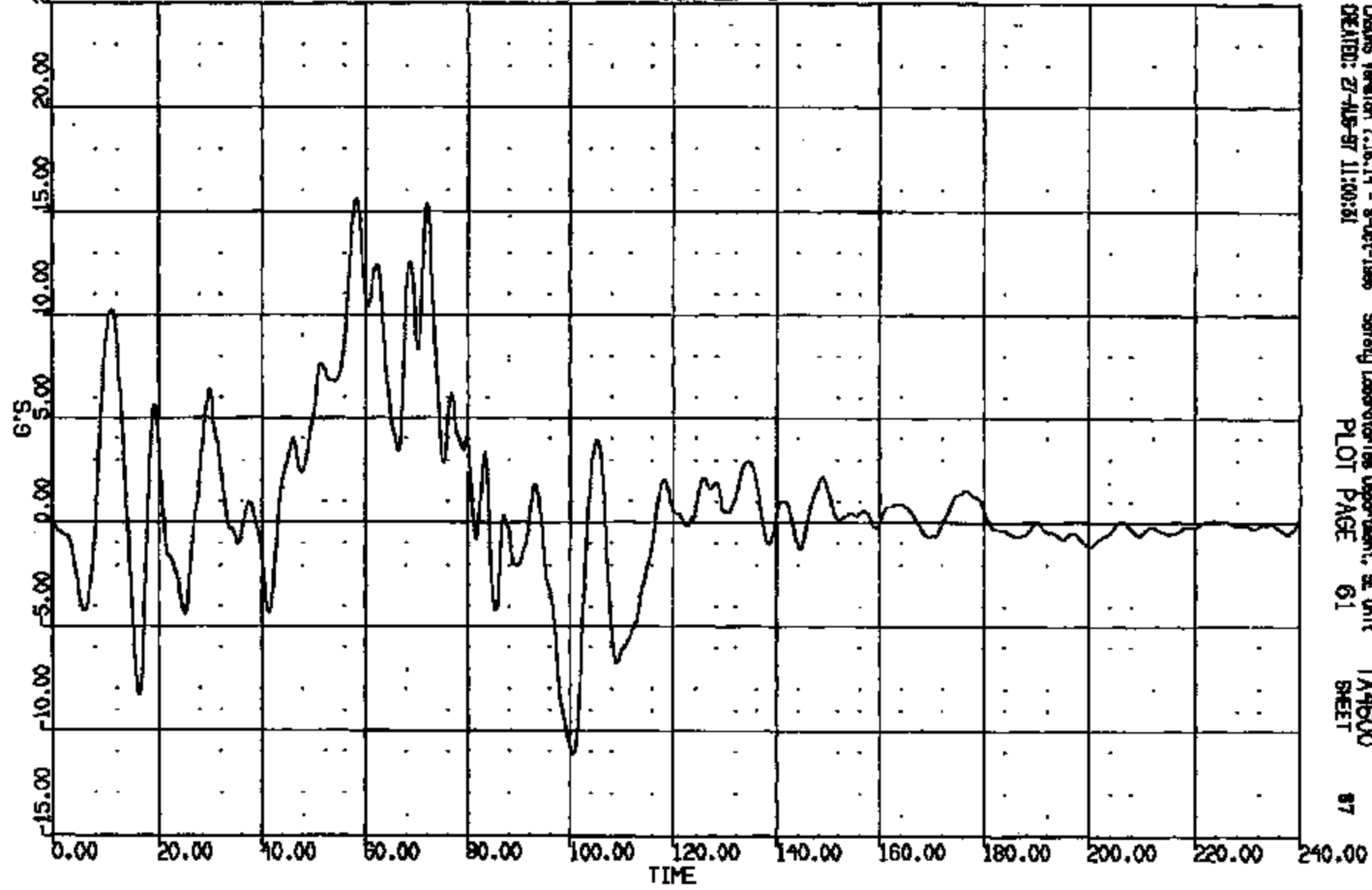


CRSINS Version 1.18.14 - 8-Oct-1988 Safety Laboratories Department, SE Unit
CREATED: 27-NOV-87 11:00:29 PLOT PAGE 60 TA4600
SHEET 86

CRTS 0010813

DR R: 10813 TO: TA4600 DATE: 970827 10:11:02
199X DN-101 UNKNOWN

(18) CR10813B L/B-PILLAR INSIDE LOWER SH LAT 60C
MAX = 15.62 at 59.24 MS MIN = -11.13 at 100.6 MS **AXIS 1**

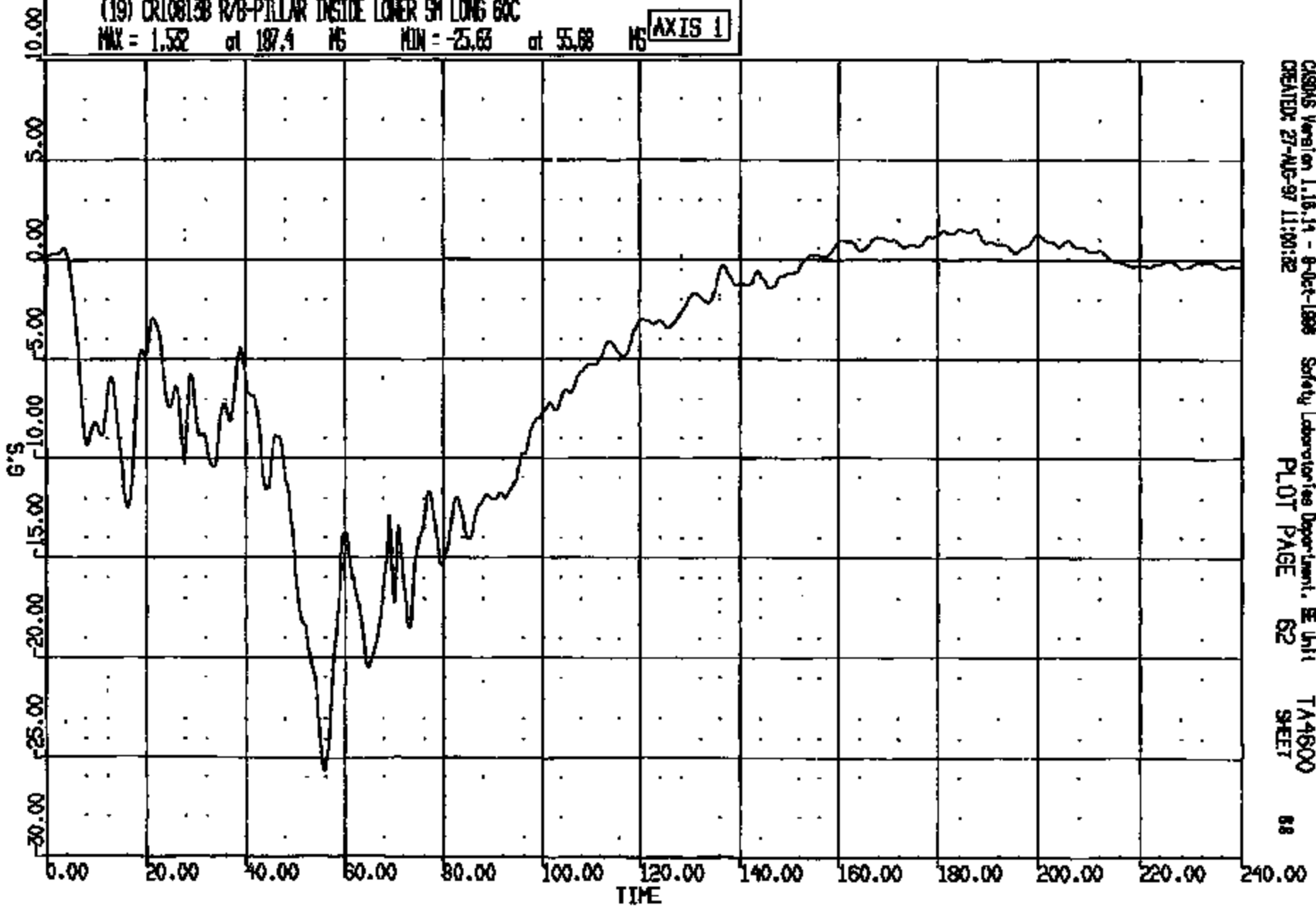


DOSMS Version 1.16.14 - 8-Oct-1995 Safety Laboratories Department, SE Unit TA4600
CREATED: 27-AUG-97 11:00:51 PLOT PAGE 61 SHEET 87

CRTS 0010813

CR R: 10618 TO: TA4800 DATE: 970827 10:11:02
100X DN-101 UNKNOWN

(19) CR10813B R/B-PILLAR INSIDE LOWER SH LONG 60C
MAX = 1.52 at 187.4 MS MIN = -25.63 at 55.68 MS **AXIS 1**

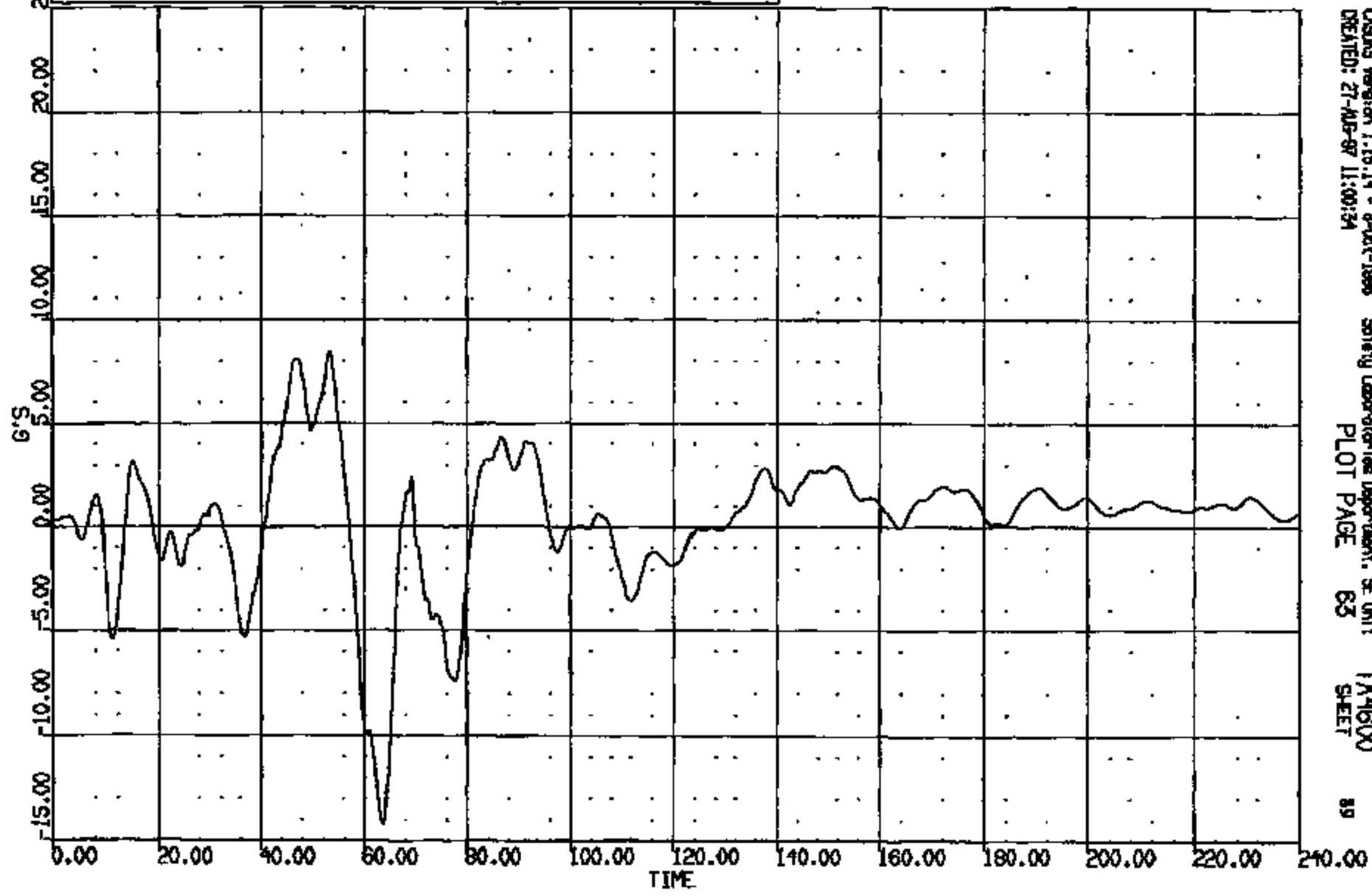


CRTS 0010813

CADWIS Version 1.16.14 - 8-Oct-1998 Safety Laboratories Department, E Unit TA4800
CREATED: 27-AUG-97 11:00:32 PLOT PAGE 62 SHEET 88

CR R: 10813 TO: TA4600 DATE: 870827 10:11:02
100X DN-101 UNKNOWN

(20) CR10813B R/B-PILLAR INSIDE LOWER SH VERT 60C
MAX = 8.408 at 53.12 MS MIN = -14.22 at 63.60 MS **AXIS 1**

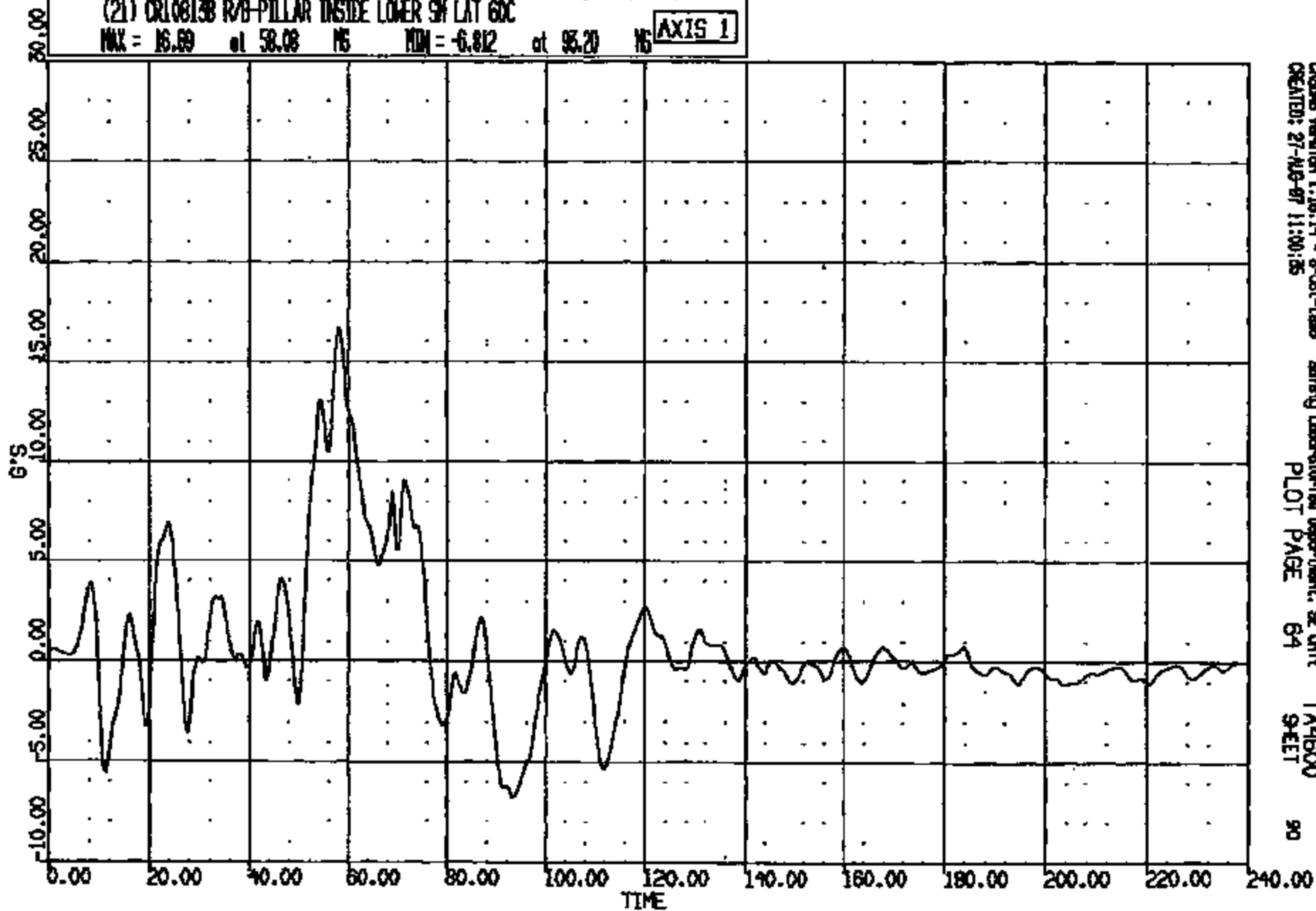


CRSING Version 1.15.14 - 8-Oct-1988 Safety Laboratories Department, SE Unit: TA4600
CREATED: 27-AUG-87 11:00:34 PLOT PAGE 63 SHEET 89

CRTS 0010813

CR N: 10813 TO: TA4600 DATE: 970827 10:11:02
186X DN-101 UNKNOWN

(21) CR10813B R/B-PILLAR INSIDE LOWER SH LAT 60C
MAX = 16.69 at 58.08 MS MIN = -6.812 at 95.20 MS **AXIS 1**

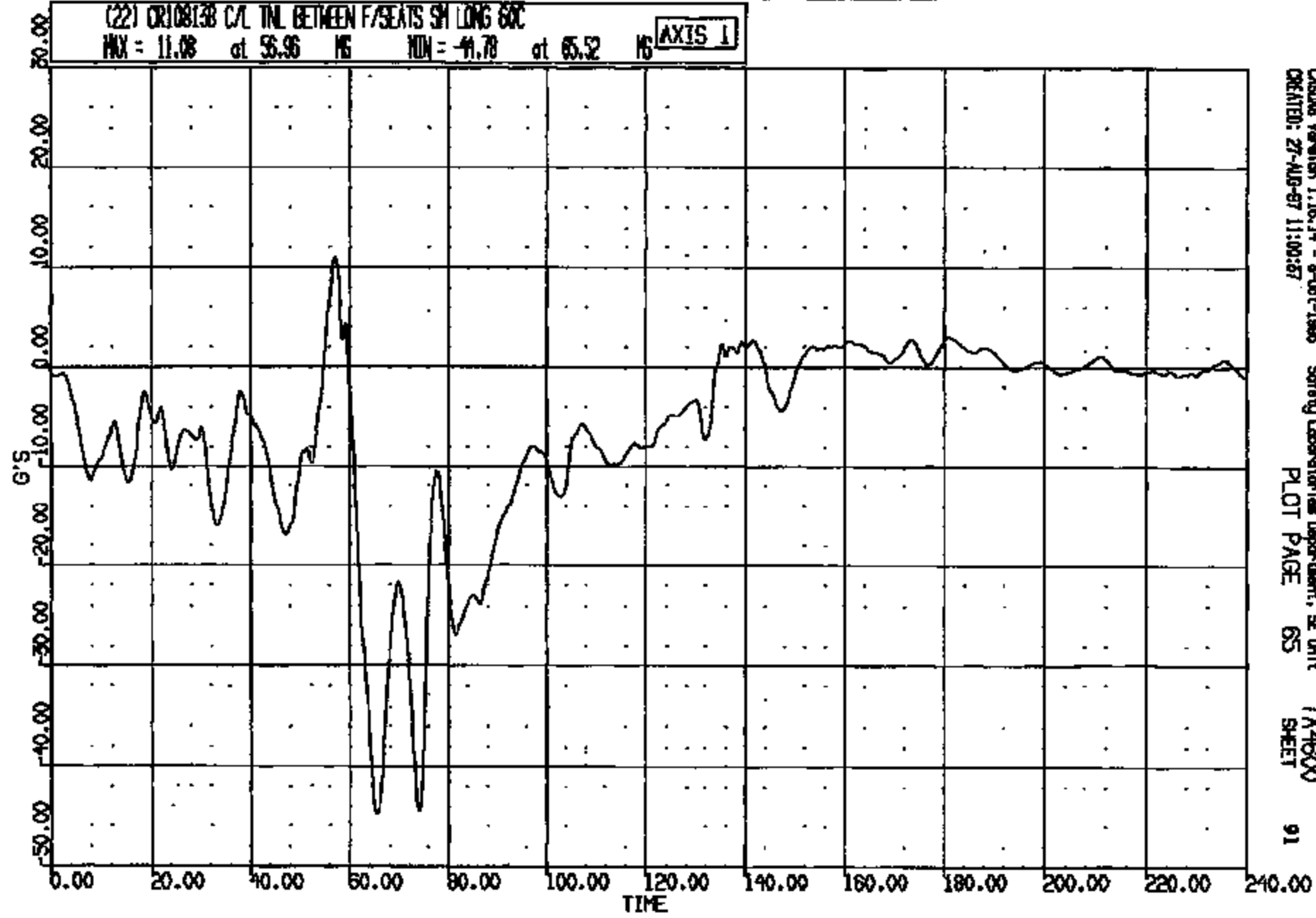


CRS005 Version 1.16.14 - 8-Oct-1998 Safety Laboratory Department, SE Unit TA4600
CREATED: 27-AUG-97 11:00:35 PLOT PAGE 64 SHEET 90

CRTS 0010813

DR R: 10815 TO: TA4600 DATE: 870827 10:11:02
199X DN-101 UNKNOWN

(22) CR108138 C/L TNL BETWEEN F/SEATS SH LONG 60C
MAX = 11.08 at 55.96 MS MIN = -41.78 at 65.32 MS **AXIS 1**

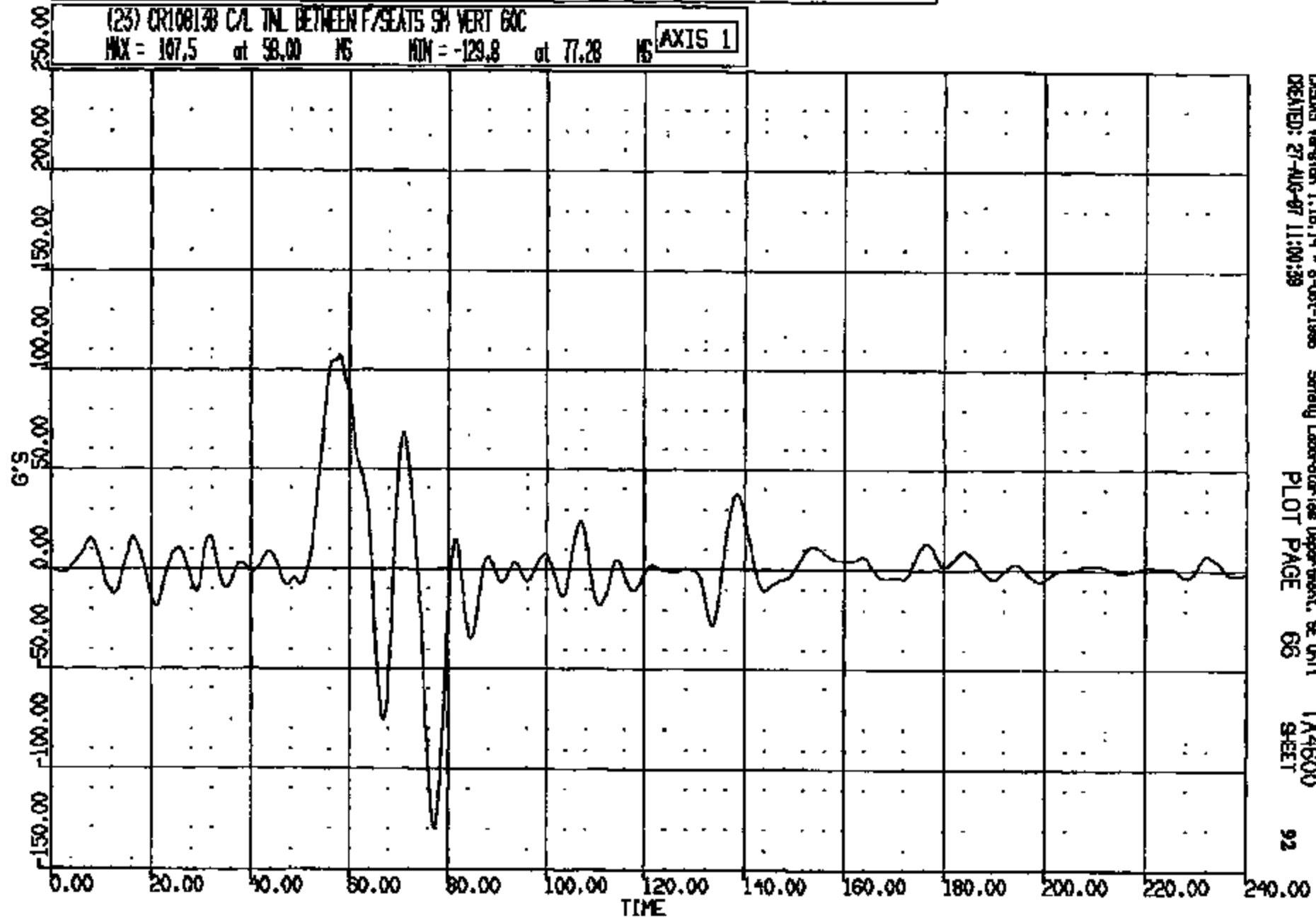


CASING Version 1.16.14 - 8-Oct-1988 Safety Laboratories Department, SE Unit
CREATED: 27-AUG-87 11:00:57 PLOT PAGE 65 SHEET 91

CRTS 0010813

CR R: 10815 TO: TA4800 DATE: 970827 10:11:02
108X DN-101 UNKNOWN

(23) CR108150 CAL TNL BETWEEN P/SEATS SH VERT GAC
MAX = 107.5 at 58.00 MS MIN = -129.8 at 77.28 MS **AXIS 1**

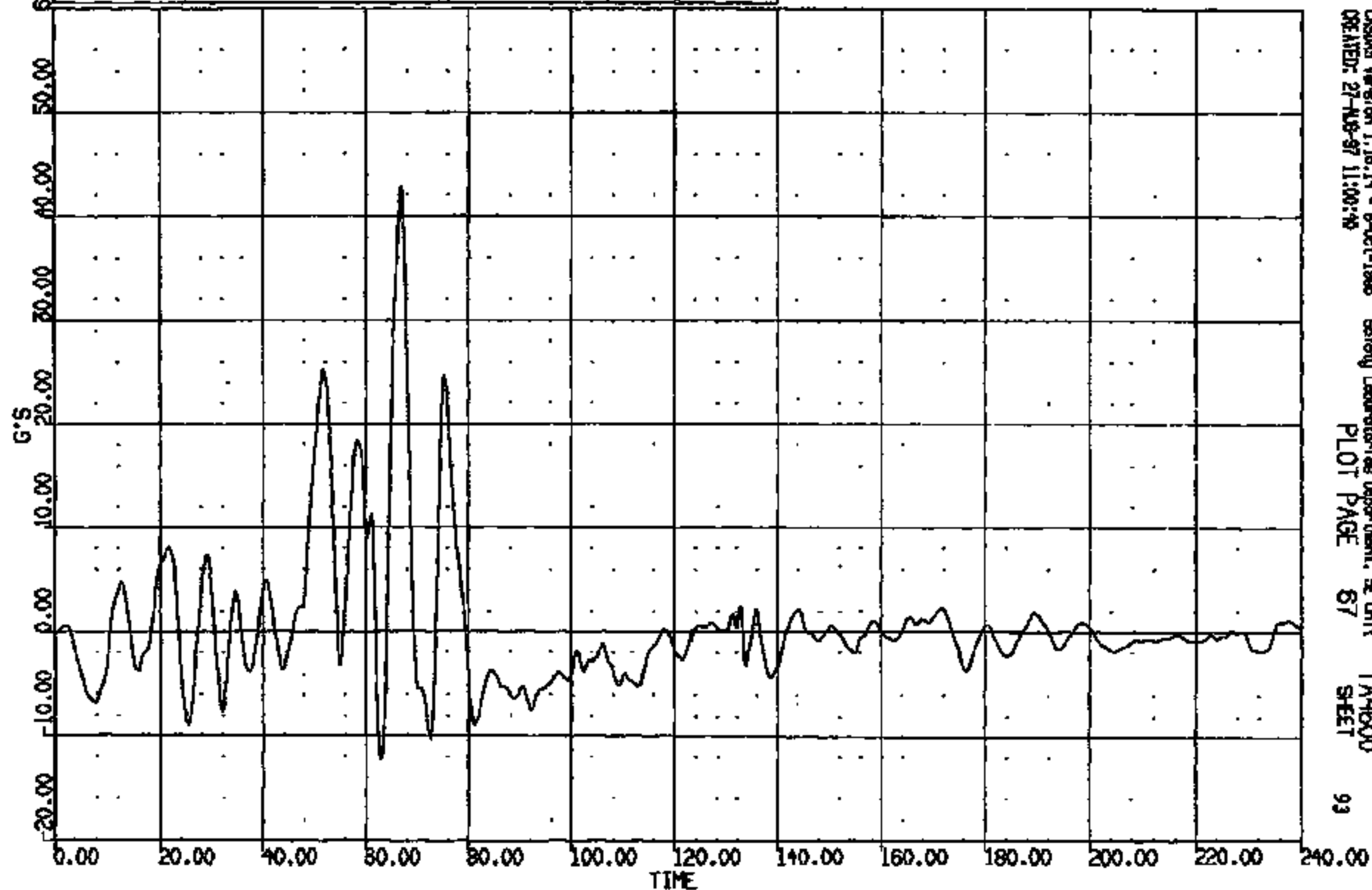


CRS05 Version 1.16.14 - 8-Oct-1998 Safety Laboratories Department, SE Unit
CREATED: 27-AUG-97 11:00:39 PLOT PAGE 66 TA4800 SHEET 92

CRIS 0010813

OR R: 10813 TO: TA4600 DATE: 870827 10:11:02
189X DN-101 UNKNOWN

(24) CR10813B C/L TNL BETWEEN F/SEATS SH LAT 60C
MAX = 42.79 at 66.72 MS MIN = -12.36 at 62.88 MS **AXIS 1**



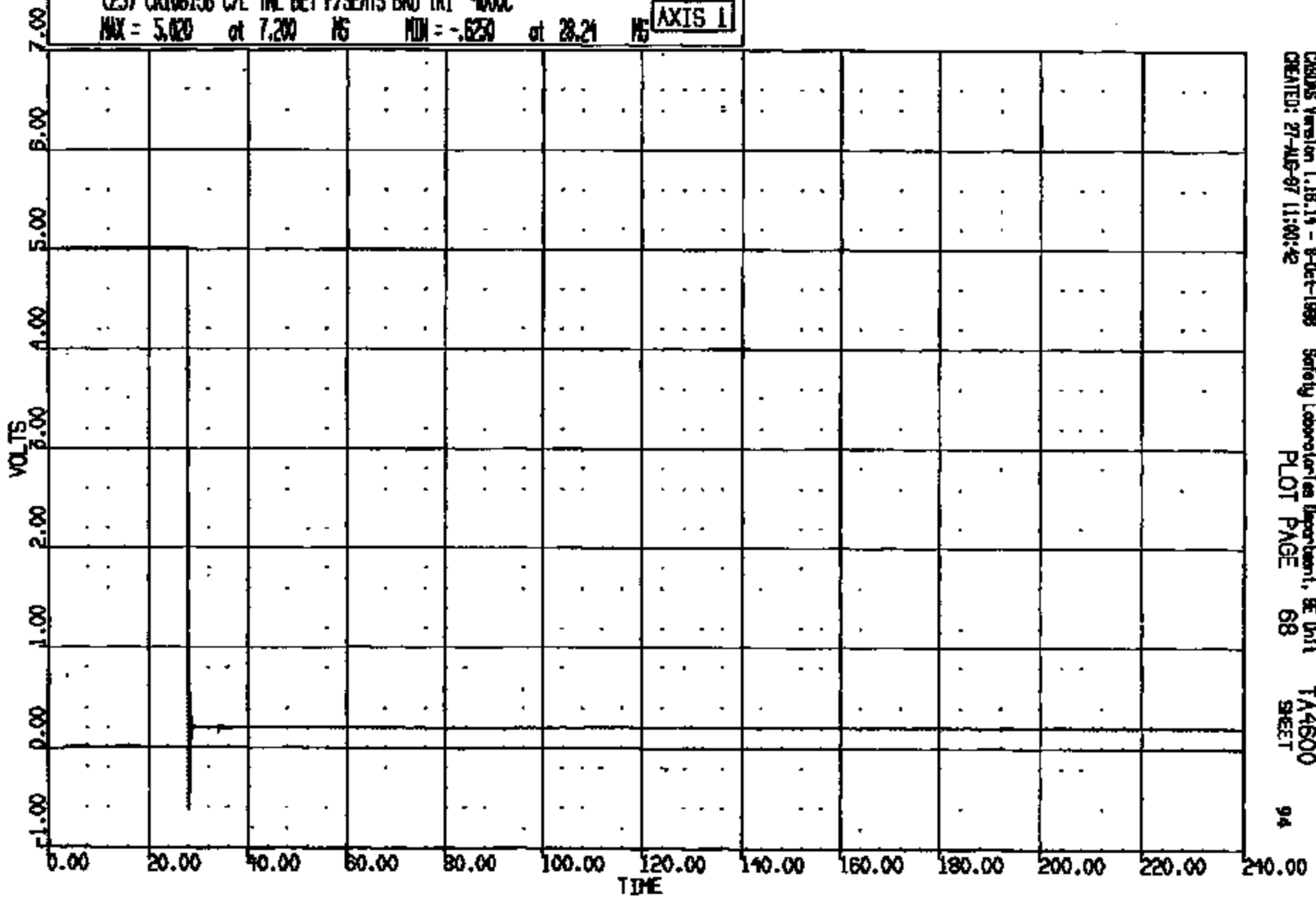
CRTS 0010813

CRS001 Version 1.18.14 - 8-Oct-1988 Safety Laboratories Department, SE Unit
CREATED: 27-AUG-87 11:00:48 PLOT PAGE 87 TA4600 SHEET 93

CR R: 10813 TO: TA4600 DATE: 970827 10:11:02
199X DN-101 UNKNOWN

(25) CR108138 C/L TNL DET F/SEATS BRO TRI 4000C
MAX = 5.020 at 7.20 MS MIN = -.620 at 28.21 MS

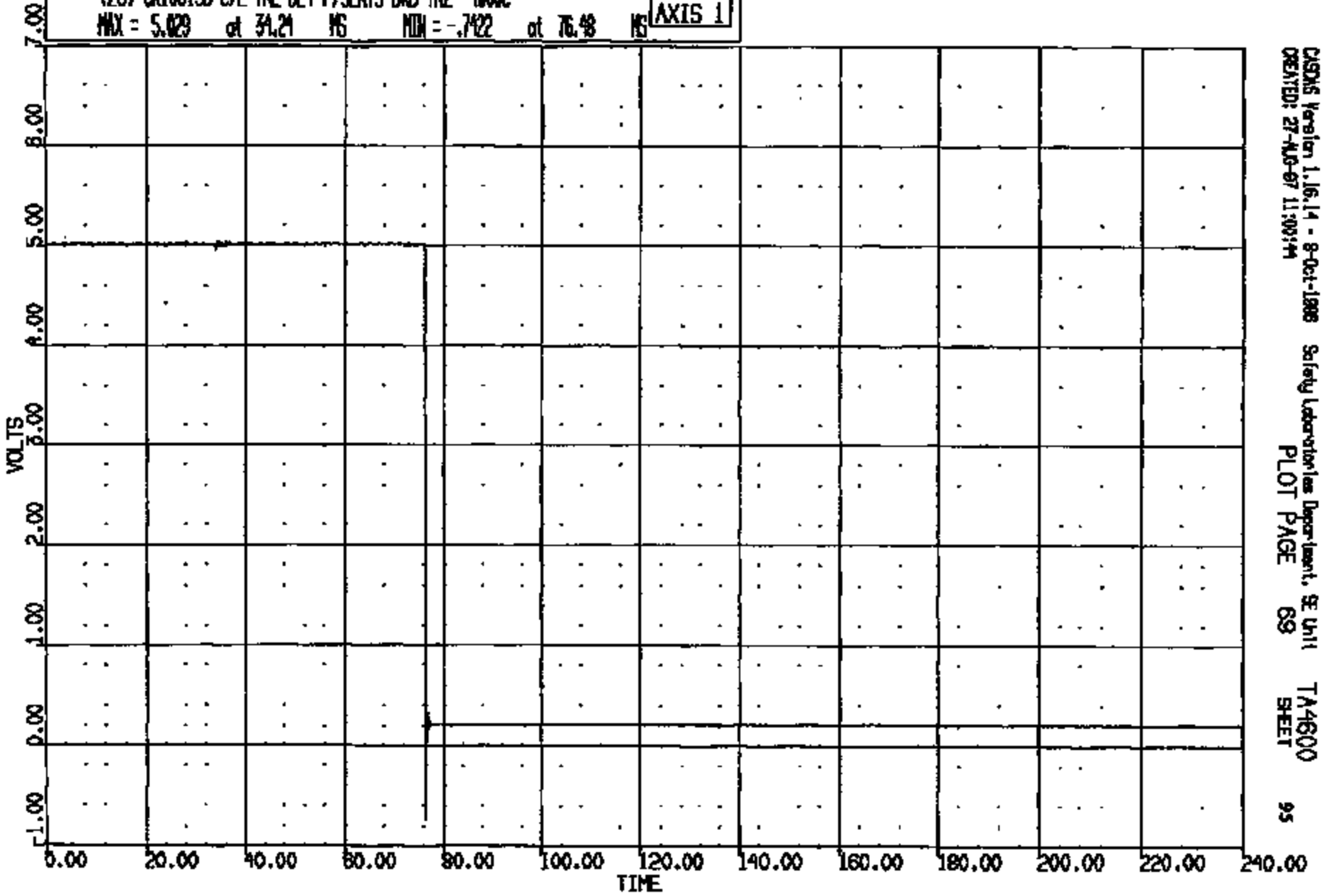
AXIS 1



CRTS 0010813

CR #: 10813 TO: TA4600 DATE: 970827 10:11:02
100X DN-101 UNKNOWN

(26) CR108133 C/L TNL BET F/SEATS BRO TR2 4000C
MAX = 5.029 at 34.21 MS MIN = -.7422 at 76.48 MS **AXIS 1**



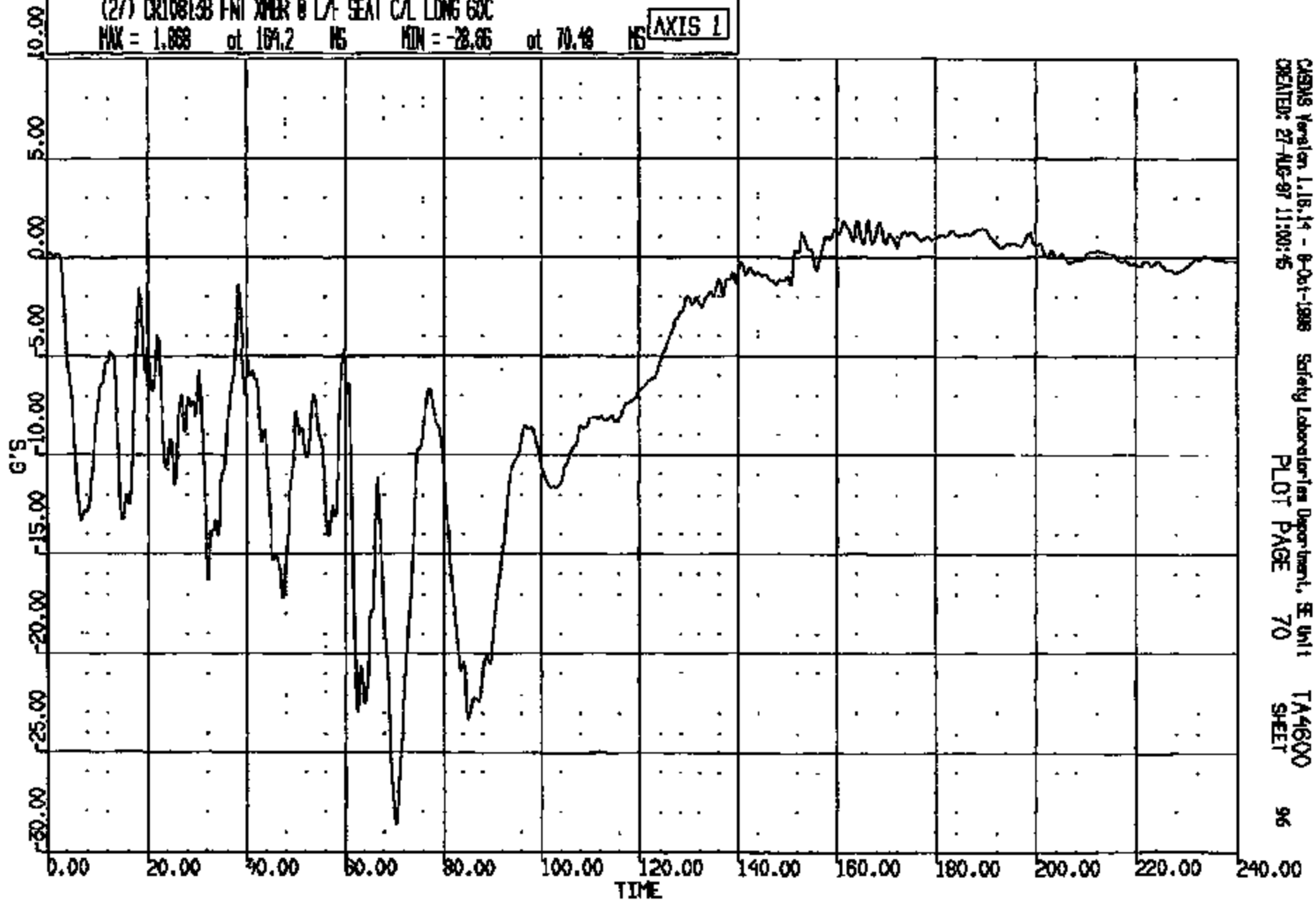
CASDS Version 1.16.14 - 8-Oct-1988 Safety Laboratories Department, SE Unit TA4600
CREATED: 27-AUG-97 11:00:44 PLOT PAGE 69 SHEET 95

CRTS 0010813

CR R = 10818 TO: TA4600 DATE: 970827 10:11:02
188X DN-101 UNKNOWN

(27) CR10813B FMT XMR @ L/F SEAT C/L LONG 60C
MAX = 1.868 at 104.2 NS MIN = -28.86 at 70.48 NS

AXIS 1



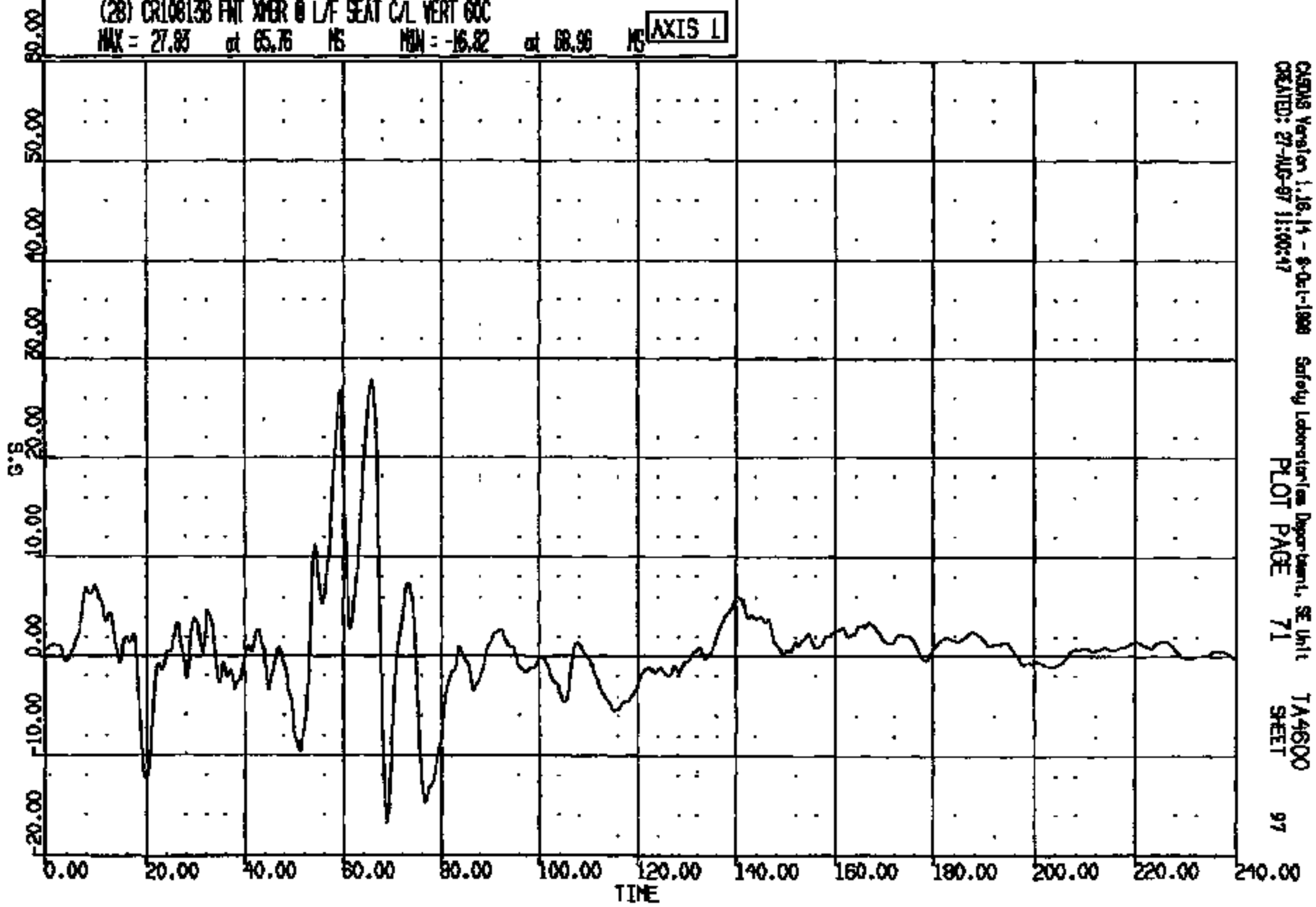
CASMS Version 1.18.14 - 8-Oct-1988 Safety Laboratories Department, SE Unit TA4600
CREATED: 27-AUG-97 11:00:45 PLOT PAGE 70 SHEET 96

CRTS 0010813

CR R: 10813 TD: TA4600 DATE: 970827 10:11:02
100X DN-101 UNKNOWN

(28) CR10813B FMT XMR @ L/F SEAT C/L VERT GOC
MAX = 27.83 at 65.76 MS MIN = -16.82 at 68.96 MS

AXIS 1

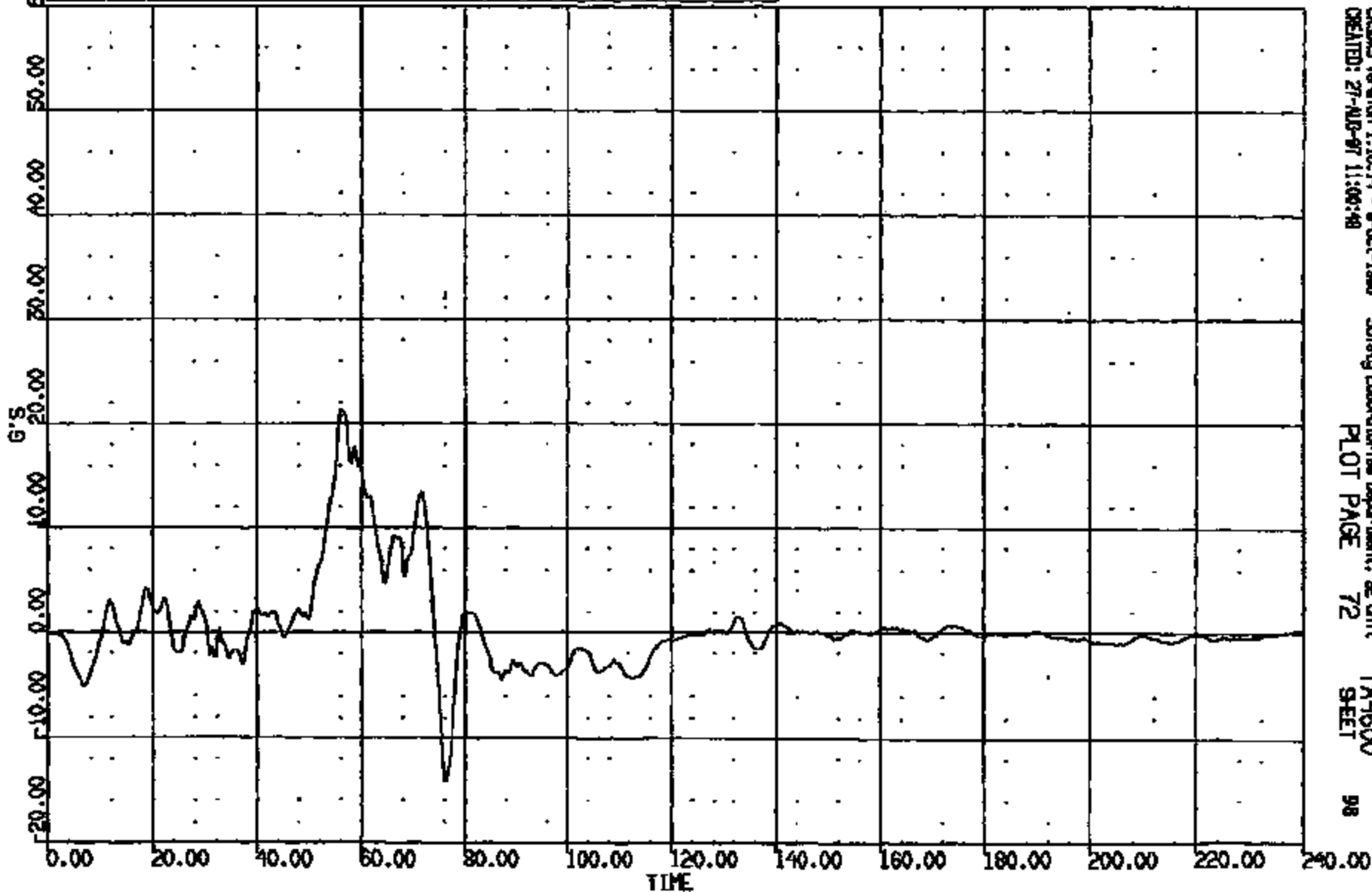


CADDS Version 1.16.14 - 8-Oct-1999 Safety Laboratories Department, SE Unit TA4600
CREATED: 27-AUG-97 11:00:17 PLOT PAGE 71 SHEET 97

CRTS 0010813

OR R: 10815 TO: TA4600 DATE: 870827 10:11:02
199X DN-101 UNKNOWN

(29) CR10813B FNT XPR @ L/F SEAT C/L LAT 60C
MAX = 21.41 at 56.08 NS MIN = -14.31 at 76.16 NS **AXIS 1**

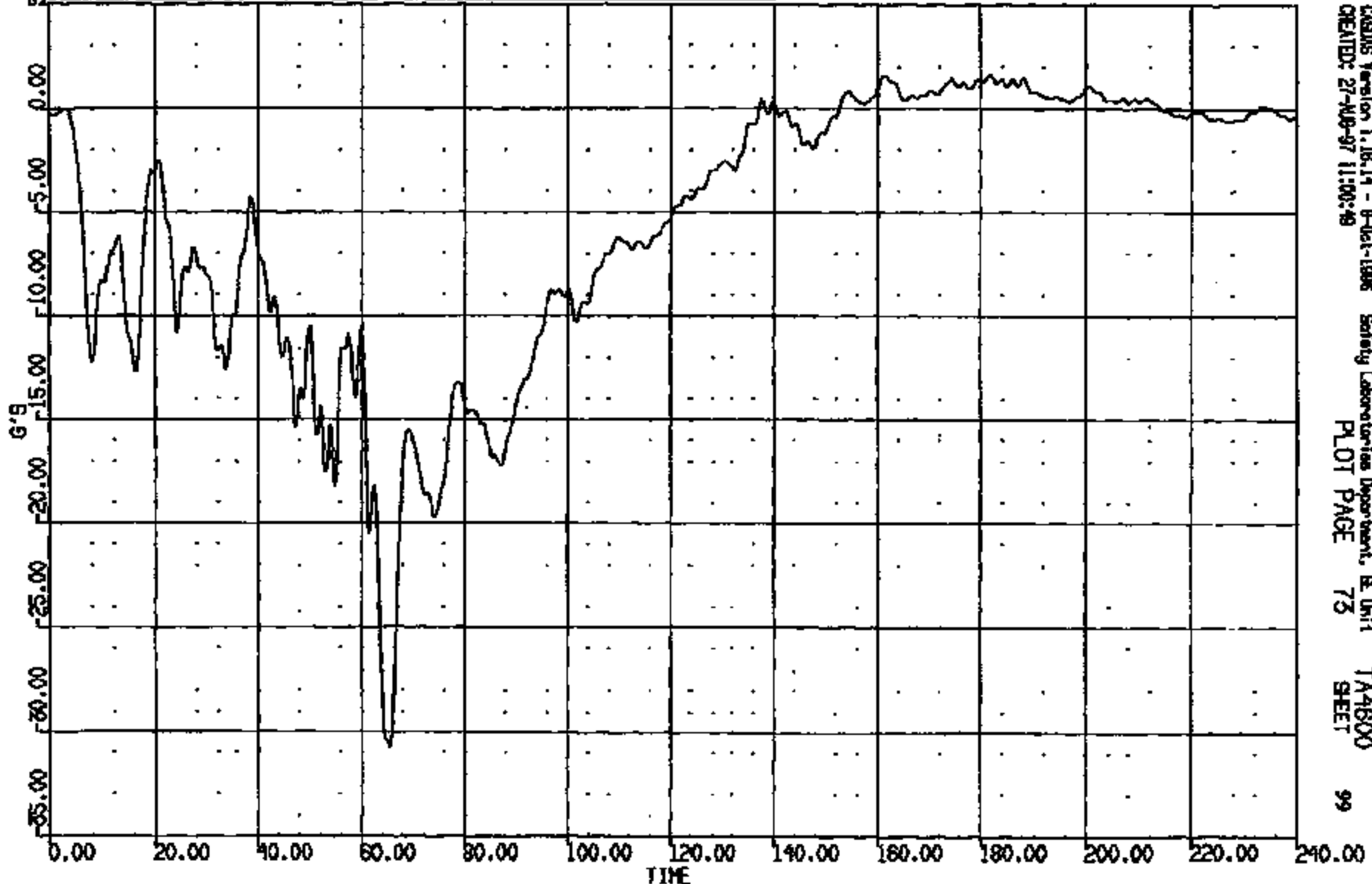


CASINS Version 1.18.14 - 8-Oct-1988 Safety Laboratory Test Department, BE Unit TA4600
CREATED: 27-AUG-87 11:08:48 PLOT PAGE 72 SHEET 98

CRTS 0010813

CR R: 10813 TO: TA4600 DATE: 970827 10:11:02
199X DN-101 UNKNOWN

(30) CR10813B FMT XMR @ R/F SEAT CAL LONG 60C
MAX = 1.620 at 181.7 MS MIN = -30.77 at 65.44 MS **AXIS 1**

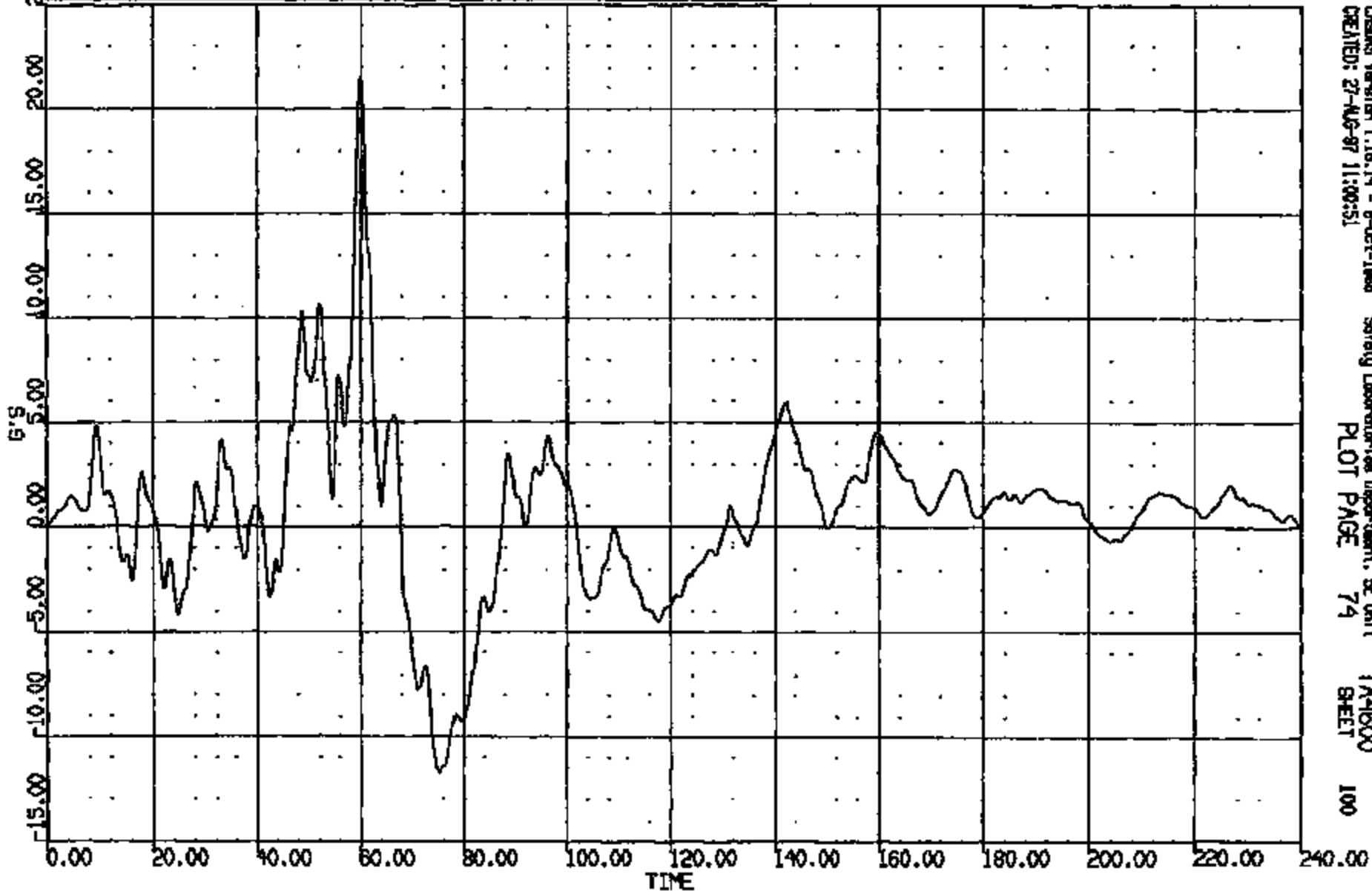


CASUS Version 1.16.14 - 8-Oct-1996 Safety Laboratories Department, E Unit
CREATED: 27-AUG-97 11:00:49
PLOT PAGE 73
TA4600
SHEET 99

CRIS 0010813

CR R: 10813 TO: TA4600 DATE: 970827 10:11:02
188X DN-101 UNKNOWN

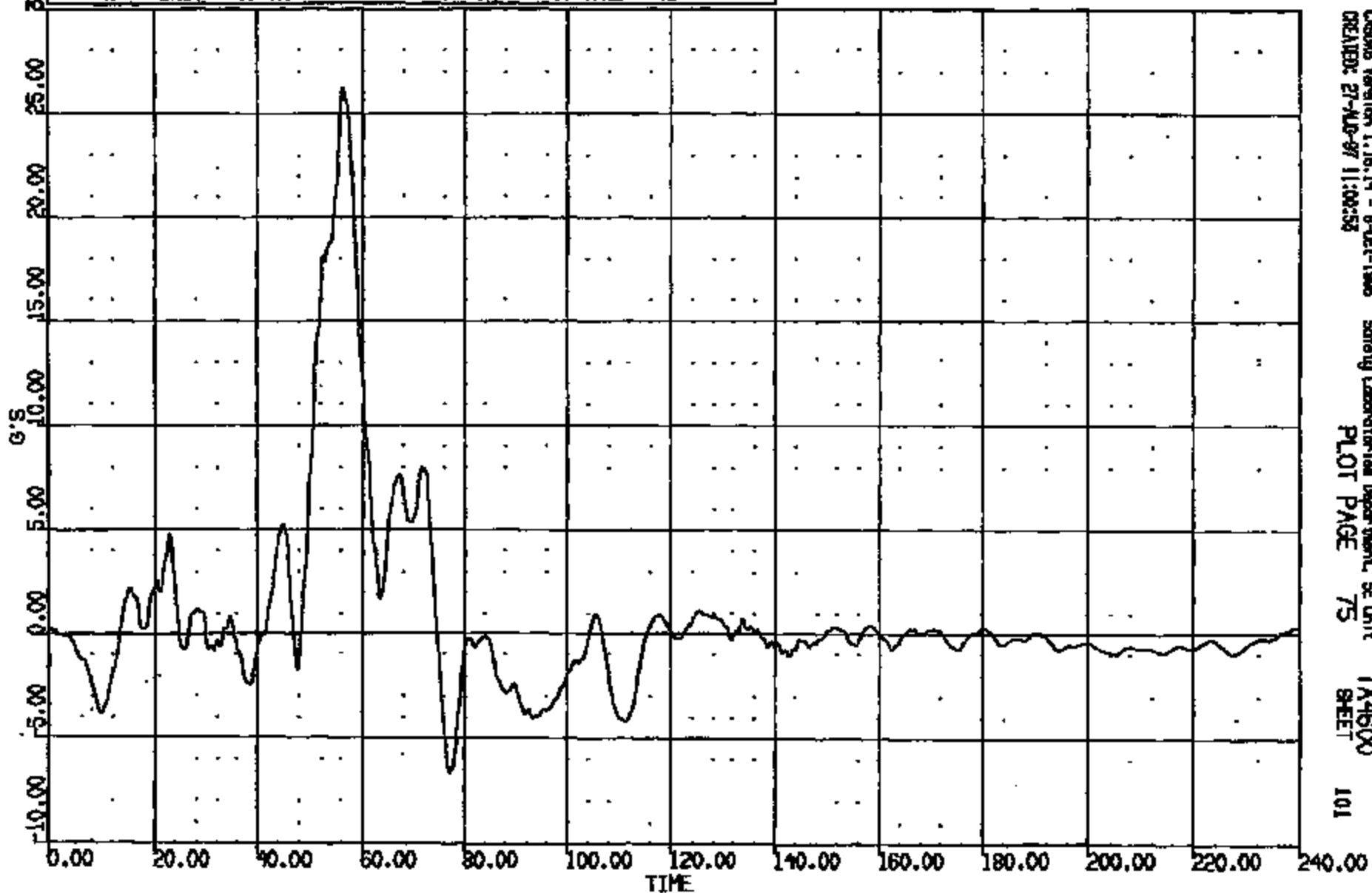
(31) CR10813B FMT XMR @ R/F SEAT C/L VERT GXC
MAX = 21.45 at 59.92 MS MIN = -11.75 at 75.12 MS AXIS 1



CASMS Version 1.16.14 - 8-Oct-1998 Safety Laboratories Department, SE Unit
CREATED: 27-AUG-97 11:00:51 PLOT PAGE 74 TA4600 SHEET 100

CR R: 10813 TO: TA4600 DATE: 870827 10:11:02
100X DN-101 UNKNOWN

(32) CR10813B FNT XPR @ R/F SEAT C/L LAT 60C
MAX = 28.24 at 55.32 MS MIN = -6.570 at 77.12 MS **AXIS 1**

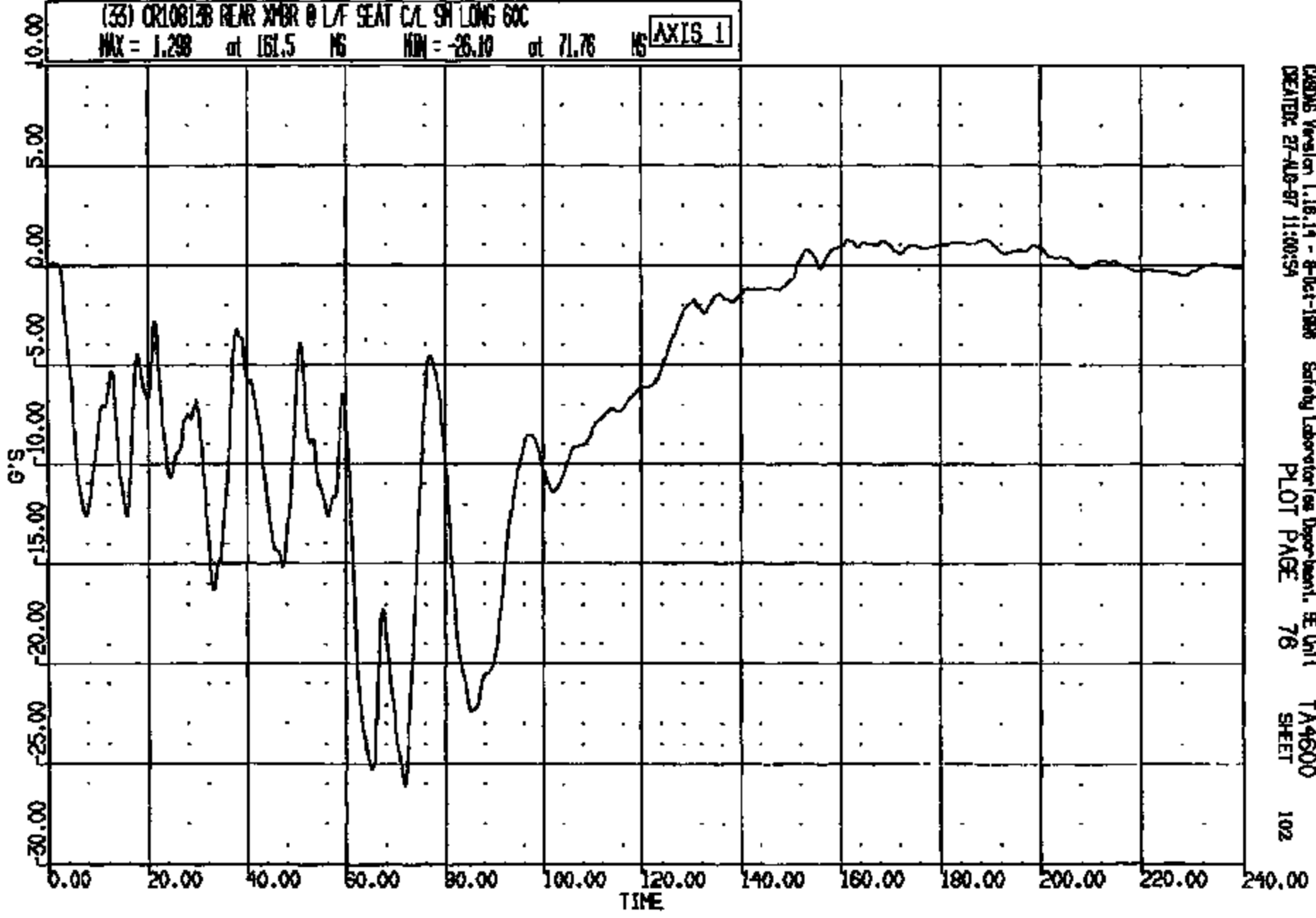


CRS008 Version 1.18.14 - 8-Oct-1988 Safety Laboratories Department, SE Unit TA4600
CREATED: 27-MAR-87 11:08:52 PLOT PAGE 75 SHEET 101

CRIS 0010813

CR R: 10815 TO: TA4600 DATE: 970827 10:11:02
199X DN-101 UNKNOWN

(33) CR10815B REAR XMR @ L/F SEAT C/L SH LONG 60C
MAX = 1.298 at 161.5 MS MIN = -26.10 at 71.76 MS **AXIS 1**

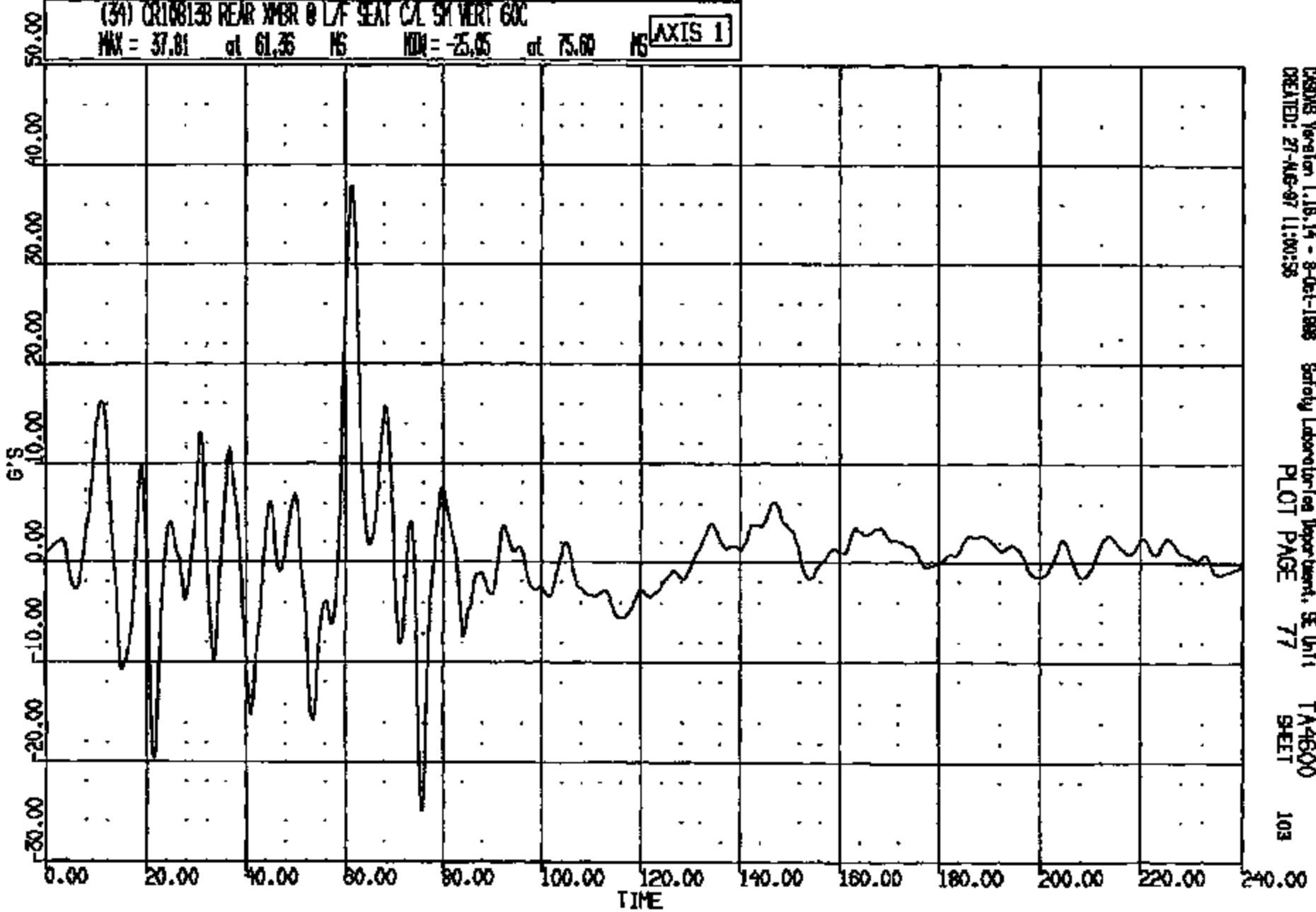


CADDS Version 1.16.14 - 8-Oct-1998 Safety Laboratories Department, SE Unit 1 TA4600
CREATED: 27-AUG-97 11:00:54 PLOT PAGE 76 SHEET 102

CRTS 0010813

CR R: 10813 TO: TA4600 DATE: 870827 10:11:02
189X DN-101 UNKNOWN

(34) CR10813B REAR XMR @ L/F SEAT CAL SM VERT GOC
MAX = 37.81 at 61.35 MS MIN = -25.05 at 75.00 MS **AXIS 1**

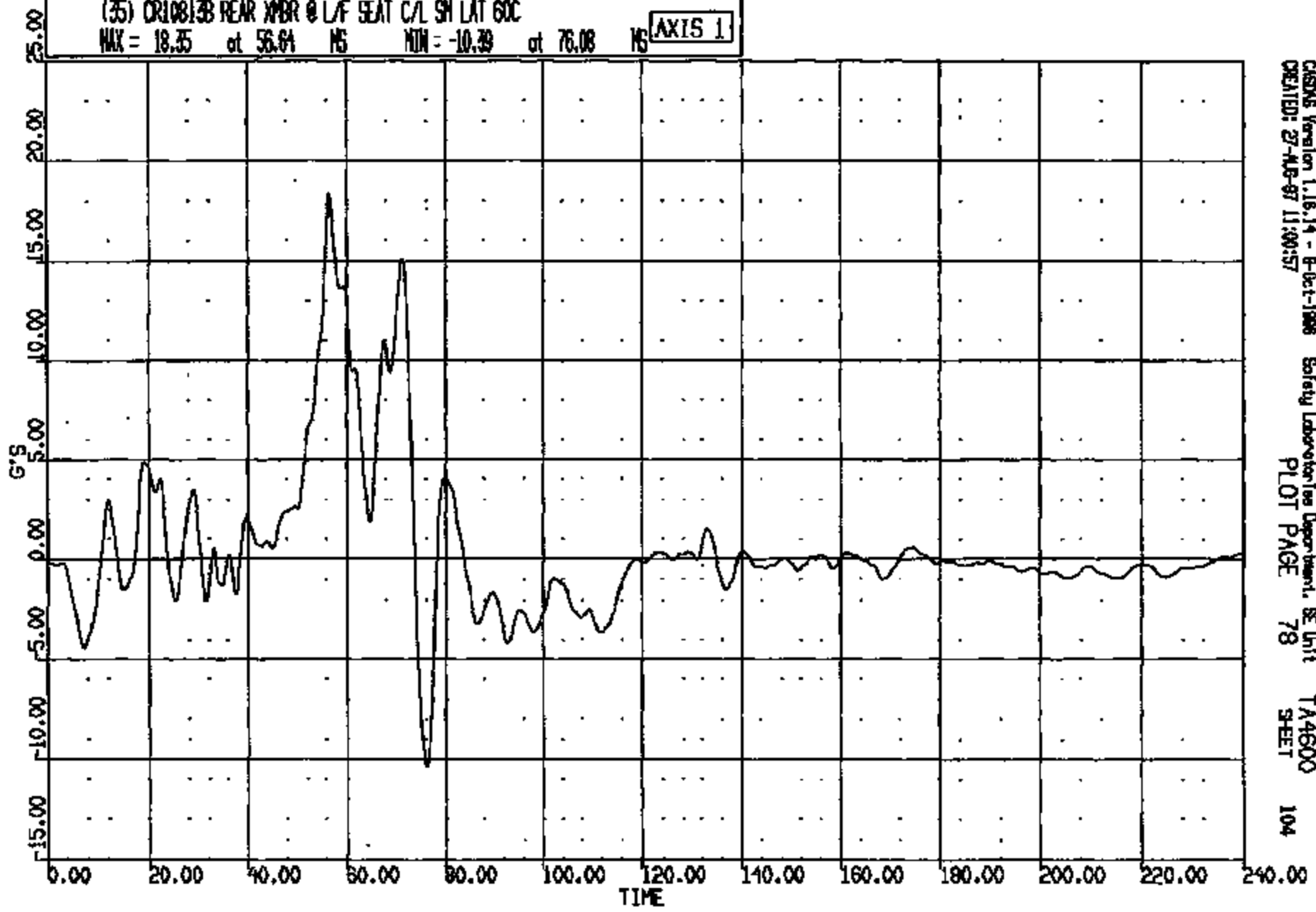


CRS018 Version 1.18.14 - 8-Oct-1988 Safety Laboratories Department, SE Unit 1
CREATED: 27-AUG-87 11:00:58 PLOT PAGE 77 TA4600 SHEET 103

CRTS 0010813

CR #: 10813 TO: TA4600 DATE: 970827 10:11:02
199X DN-101 UNKNOWN

(35) CR108133 REAR XMBR @ L/F SEAT C/L SH LAT 60C
MAX = 18.35 at 56.64 MS MIN = -10.39 at 76.08 MS **AXIS 1**

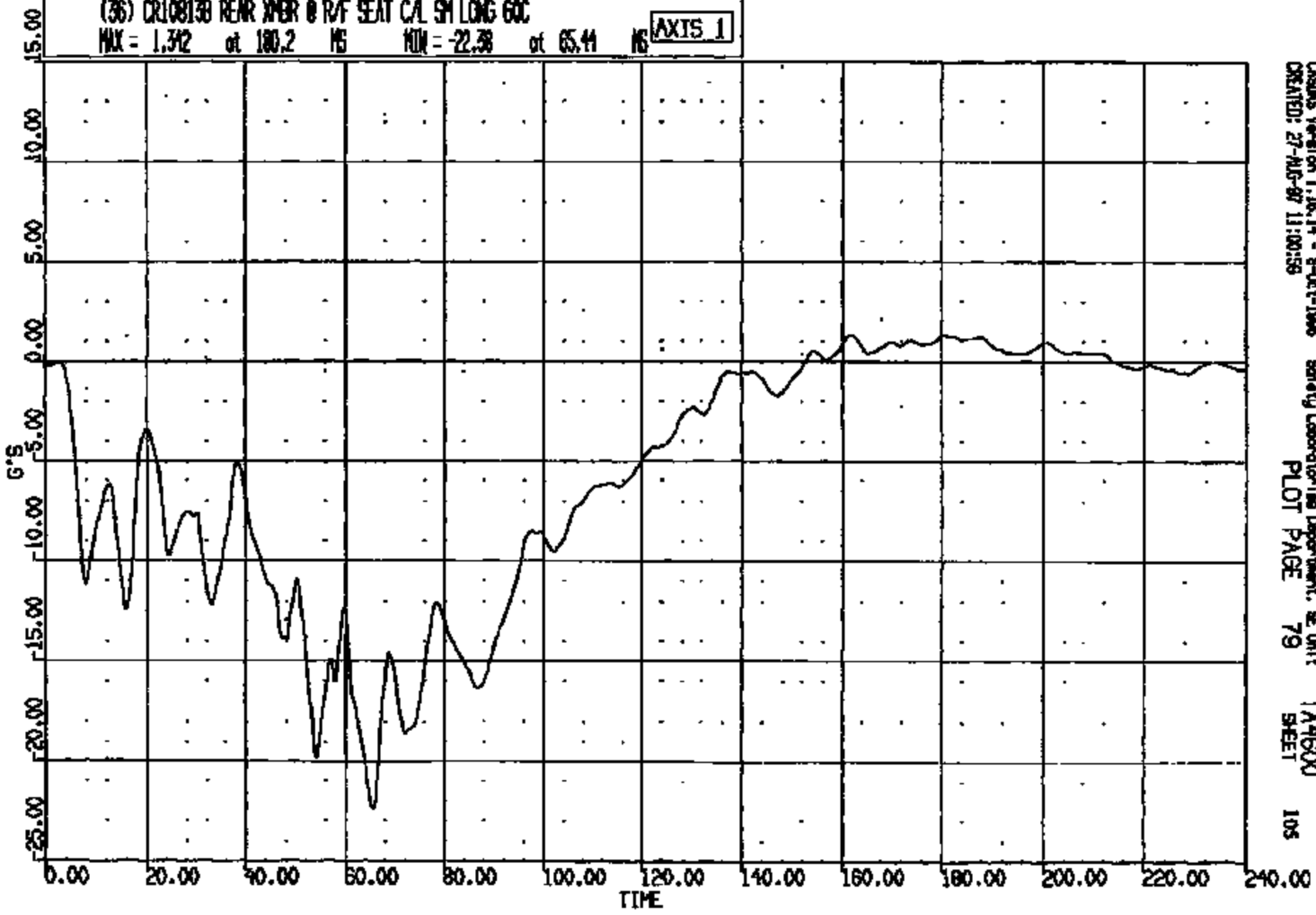


CRS Version 1.16.14 - 8-Oct-1998 Safety Laboratories Department, SE Unit TA4600
CREATED: 27-AUG-97 11:00:57 PLOT PAGE 78 SHEET 104

CR13 0010813

CR R: 10815 TO: TA4600 DATE: 970827 10:11:02
199X DN-101 UNKNOWN

(36) CR108133 REAR W/PER @ R/F SEAT C/L SH LONG 60C
MAX = 1.342 at 100.2 MS MIN = -22.38 at 65.44 MS **AXIS 1**

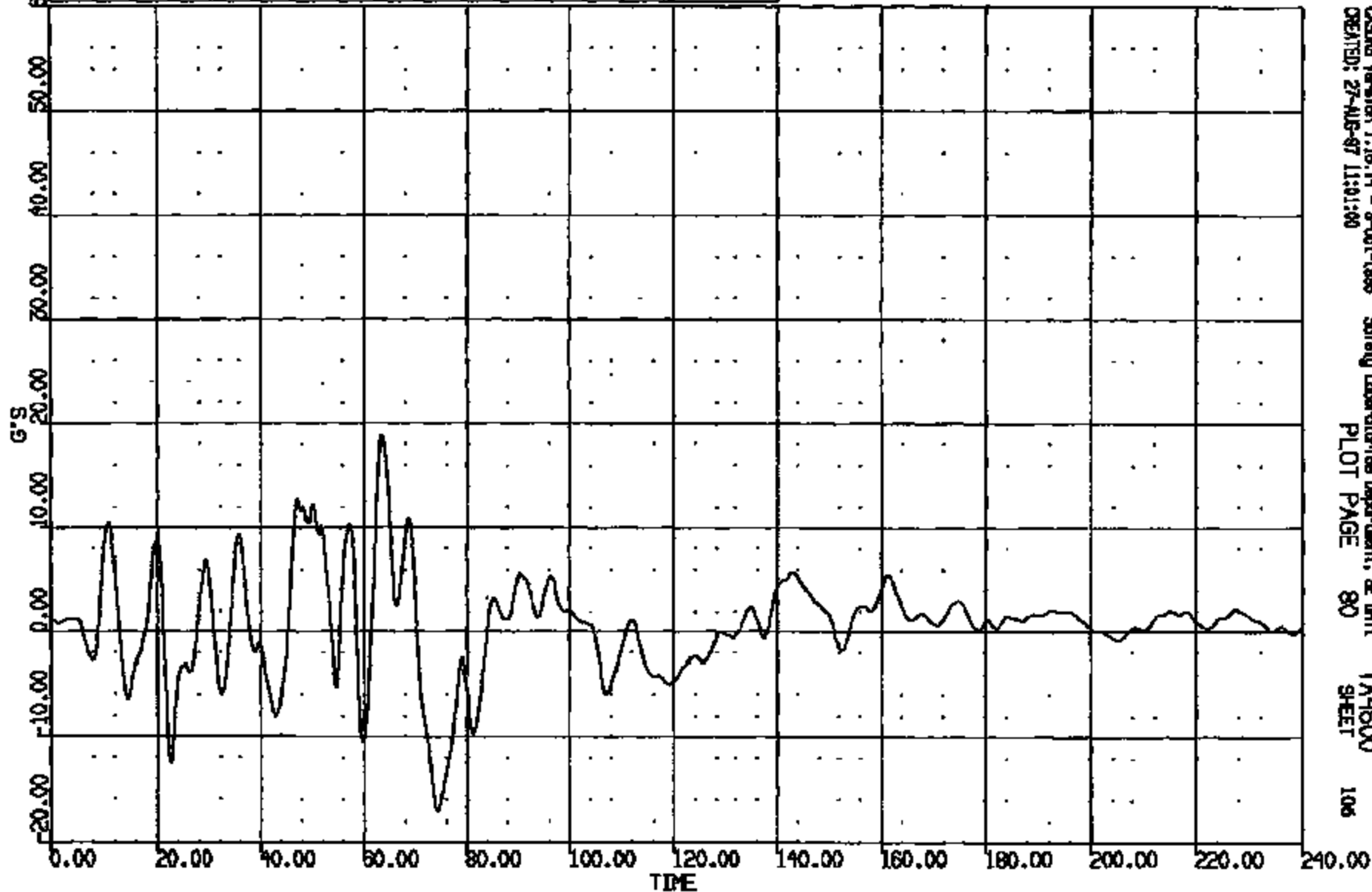


CRSAS Version 1.16.14 - 8-Oct-1998 Safety Laboratories Department, SE Unit TA4600
CREATED: 27-AUG-97 11:00:58 PLOT PAGE 79 SHEET 105

CRIS 0010813

CR R: 10815 TO: TA4600 DATE: 970827 10:11:02
189X DN-101 UNKNOWN

(37) CR10815B REAR SEAT @ R/F SEAT C/L SH VERT GOC
MAX = 18.06 at 63.44 MS MIN = -17.08 at 74.29 MS **AXIS 1**

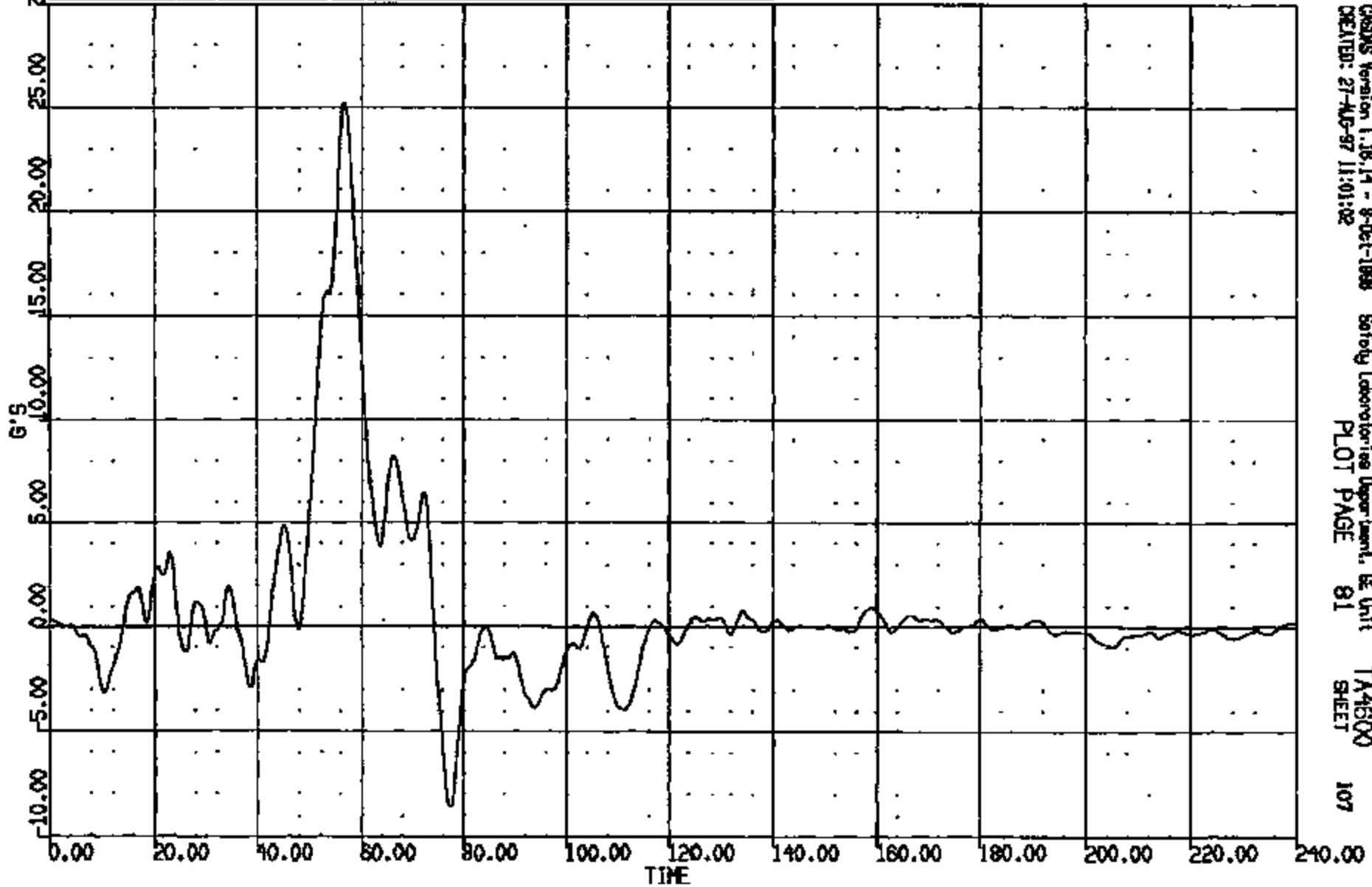


CRSING Version 1.16.14 - 9-Oct-1999 Safety Laboratories Department, SE Unit TA4600
CREATED: 27-AUG-97 11:01:00 PLOT PAGE 80 SHEET 106

CRTS 0010813

CR R: 10818 TO: TA4600 DATE: 970827 10:11:02
189X DN-101 UNKNOWN

(38) CR108133 REAR XPER @ R/F SEAT CAL SN LAY 60C
MAX = 25.21 at 56.72 MS MIN = -8.588 at 77.36 MS **AXIS 1**

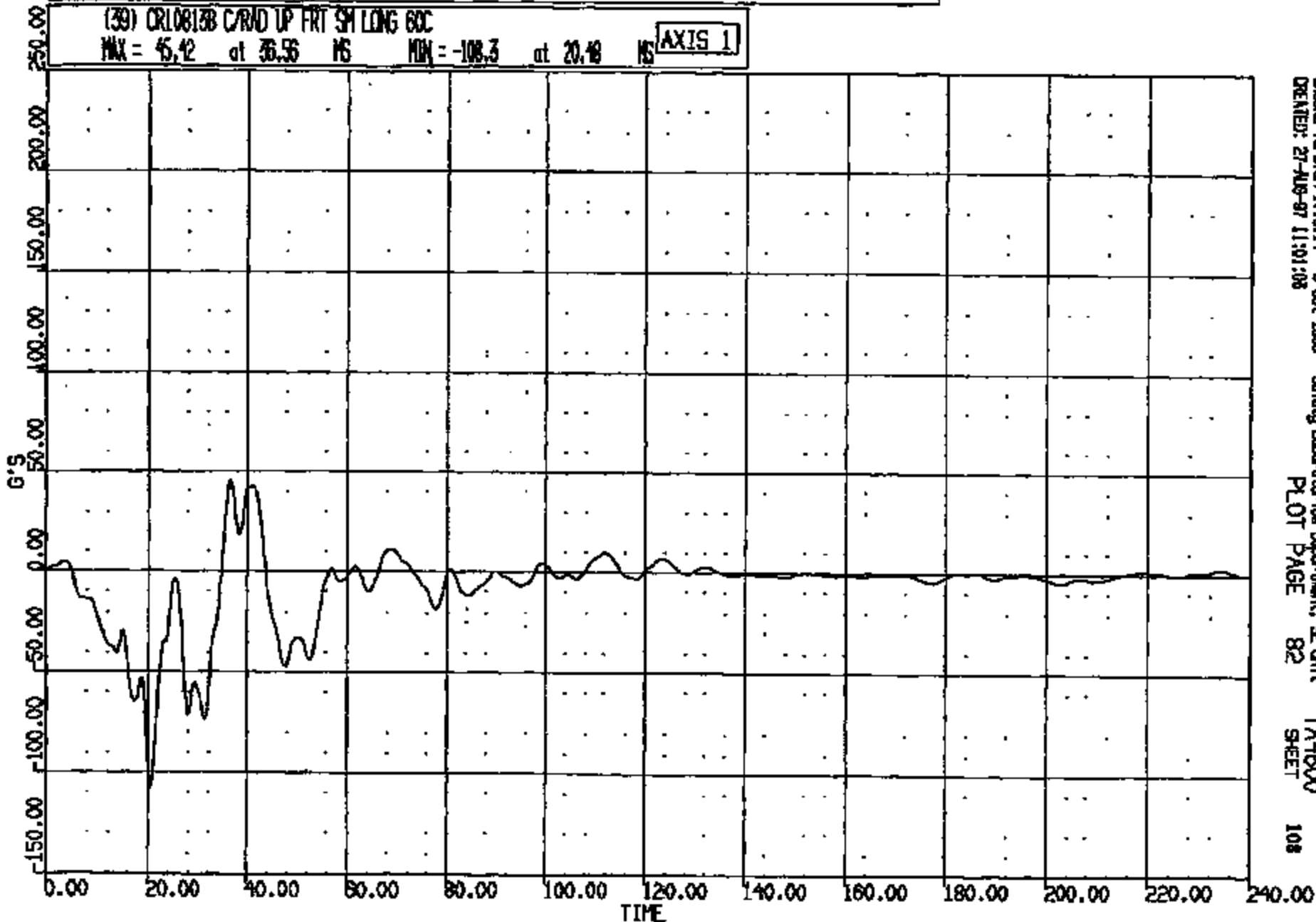


CASIMS Version 1.16.14 - 8-Oct-1998 Safety Laboratories Department, DE Unit
CREATED: 27-AUG-97 11:01:02 PLOT PAGE 81 TA4600
SHEET 107

CRIS 0010813

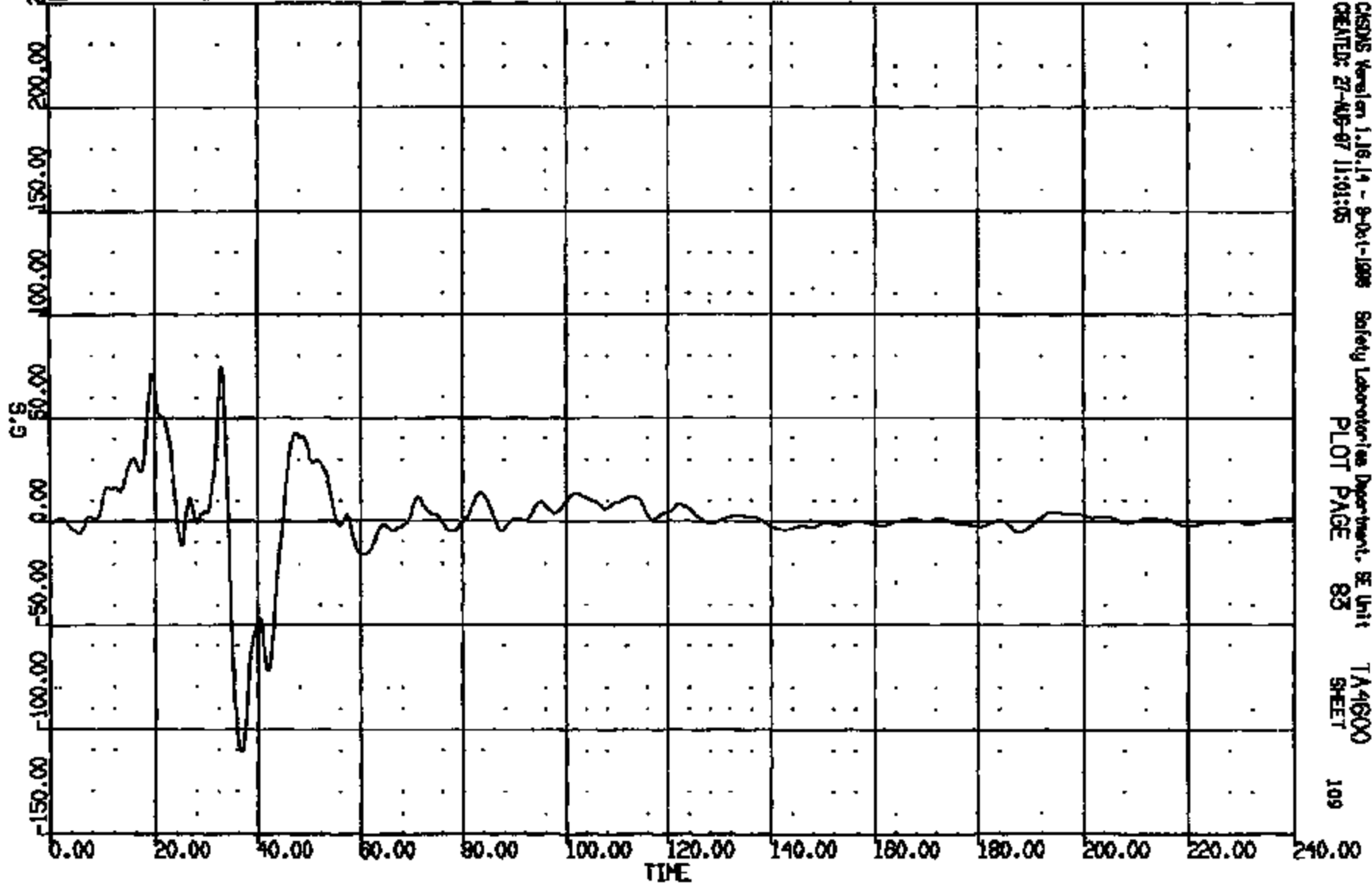
CR R: 10813 TO: TA4600 DATE: 870827 10:11:02
189X DN-101 UNKNOWN

(39) CR10813B C/RND UP FRT SH LONG 60C
MAX = 45.42 at 35.55 MS MIN = -108.3 at 20.48 MS AXIS 1



CR R: 10813 TO: TA4600 DATE: 970827 10:11:02
188X DN-101 UNKNOWN

(40) CR10813B C/RAD UP FRT SH VERT 60C
MAX = 74.09 at 32.96 MS MIN = -111.3 at 36.80 MS **AXIS 1**

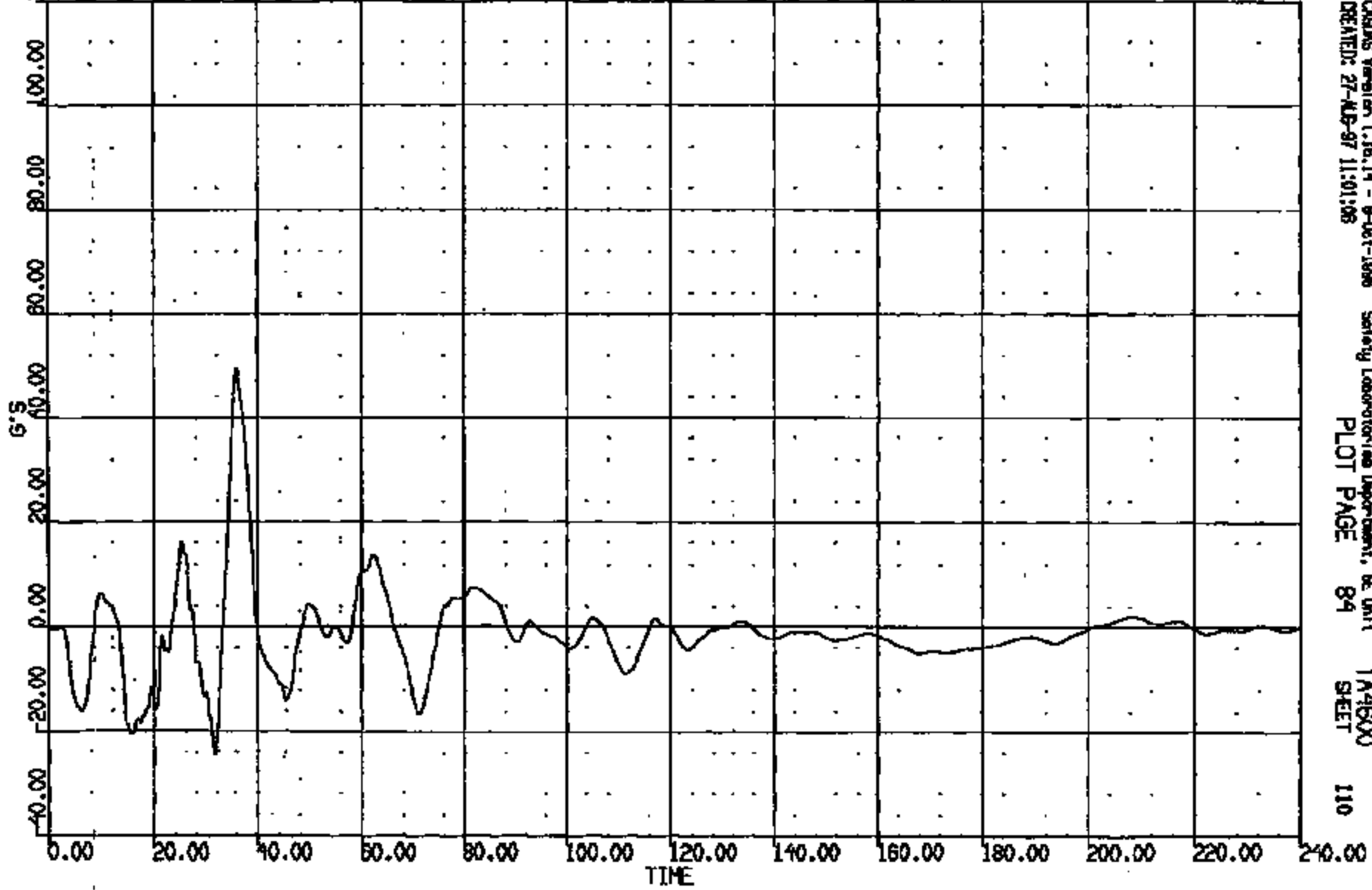


CRS005 Version 1.16.14 - 9-20-1-1998 Safety Laboratories Department, SE Unit TA4600
CREATED: 27-AUG-97 11:01:05 PLOT PAGE 83 SHEET 109

CRIS 0010813

CR R: 10813 TO: TA4600 DATE: 970827 10:11:02
199X DN-101 UNKNOWN

(41) CR108138 C/RND UP FRT SH LAT 60C
MAX = 49.49 at 35.92 NS MIN = -21.49 at 31.60 NS **AXIS 1**

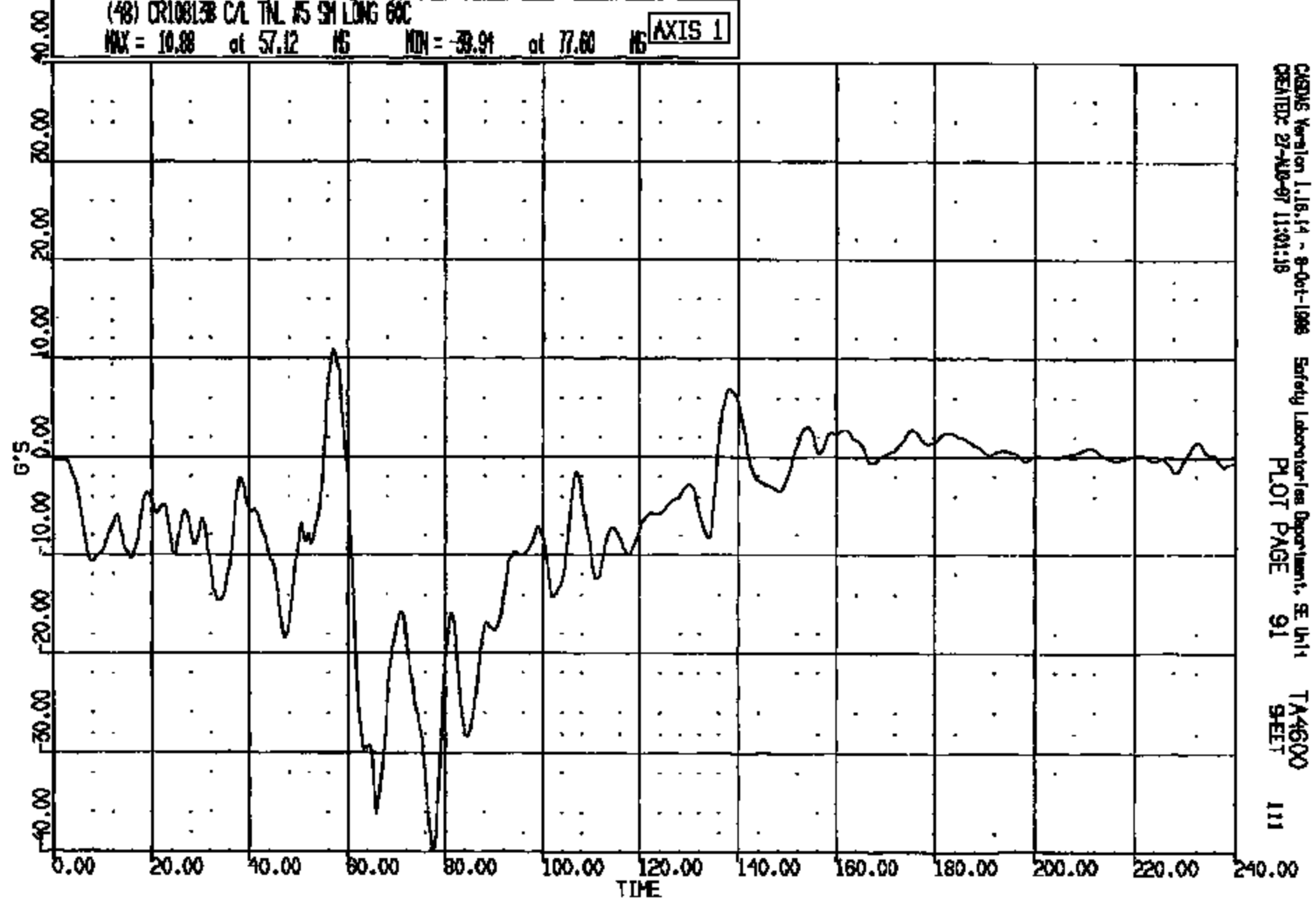


CASDS Version 1.18.14 - 9-Oct-1998 Safety Laboratories Department, BE Unit 1
CREATED: 27-MAR-97 11:01:58 PLOT PAGE 84 TA4600 SHEET 110

CRIS 0010813

CR R: 10813 TO: TA4600 DATE: 970827 10:11:02
199X DN-101 UNKNOWN

(48) CR10813B C/L TNL #5 SH LONG 60C
MAX = 10.88 at 57.12 MS MIN = -39.91 at 77.60 MS **AXIS 1**

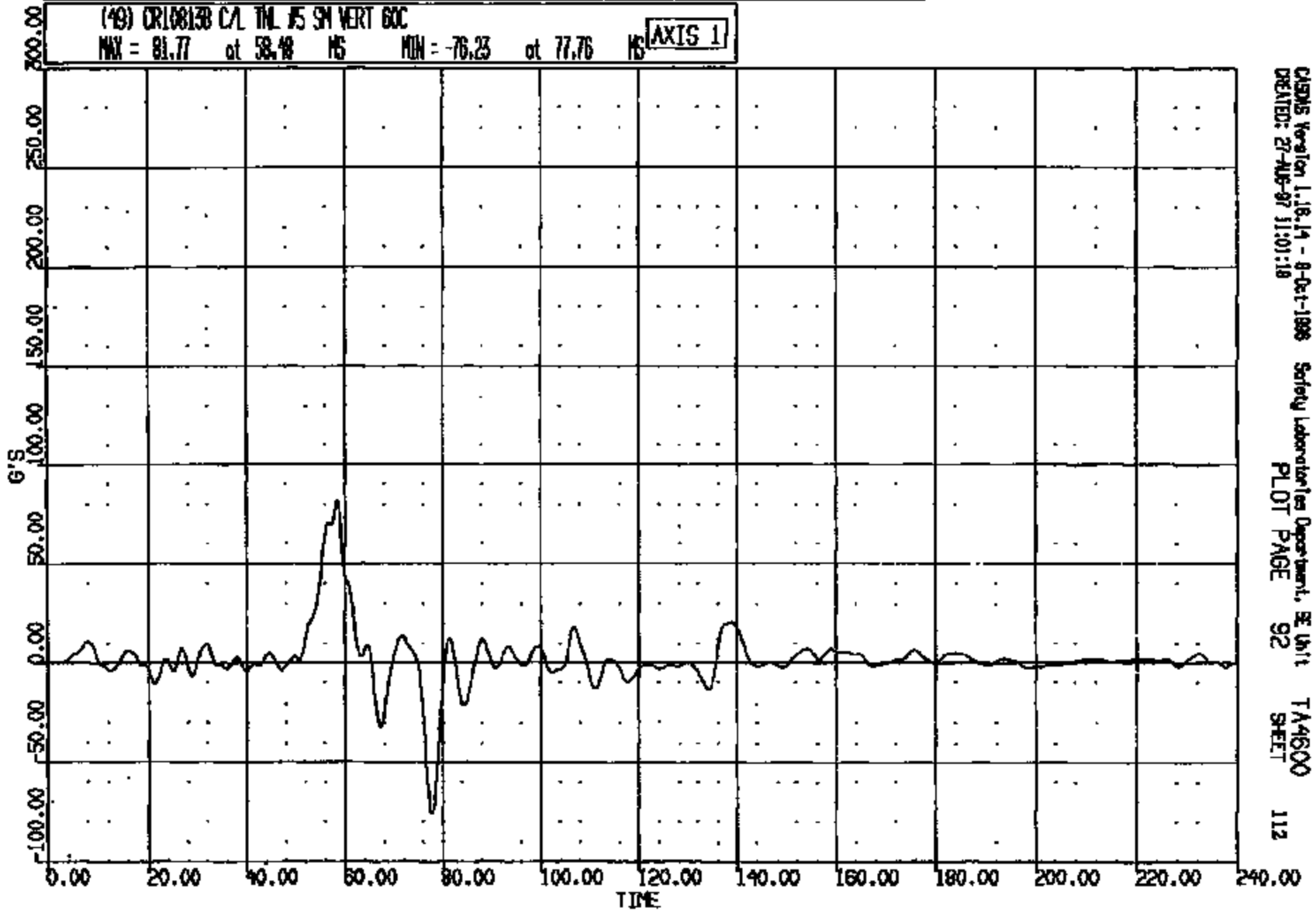


CRS06 Version 1.16.14 - 8-Oct-1998 Safety Laboratories Department, SE Unit TA4600
CREATED: 27-AUG-97 11:01:18 PLOT PAGE 91 SHEET 111

CRIS 0010813

CR R: 10813 TO: TA4600 DATE: 970827 10:11:02
199X DN-101 UNKNOWN

(49) CR108130 C/L TNL JS SN VERT GOC
MAX = 81.77 at 58.48 MS MIN = -76.23 at 77.76 MS **AXIS 1**



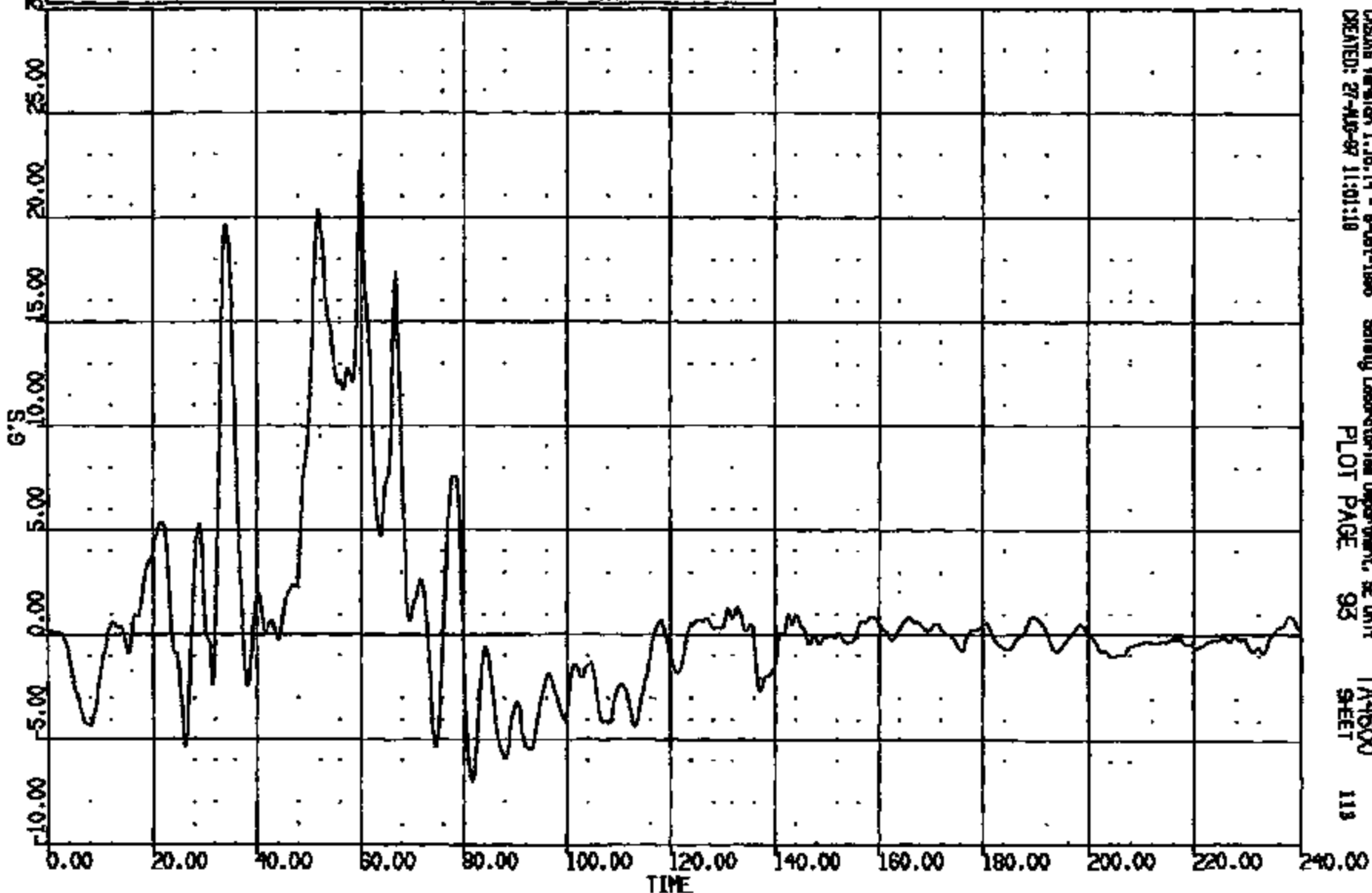
CRSIS Version 1.16.14 - 8-Oct-1998 Safety Laboratories Department, SE Unit TA4600
CREATED: 27-AUG-97 11:01:18 PLOT PAGE 92 SHEET 112

CRTS 0010813

CR R: 10813 TO: TA4600 DATE: 870827 10:11:02
100X ON-101 UNKNOWN

(50) CR10813B C/L TNL #5 SH LAT 60C

MAX = 22.74 at 59.92 NS MIN = -7.009 at 81.68 NS **AXIS 1**

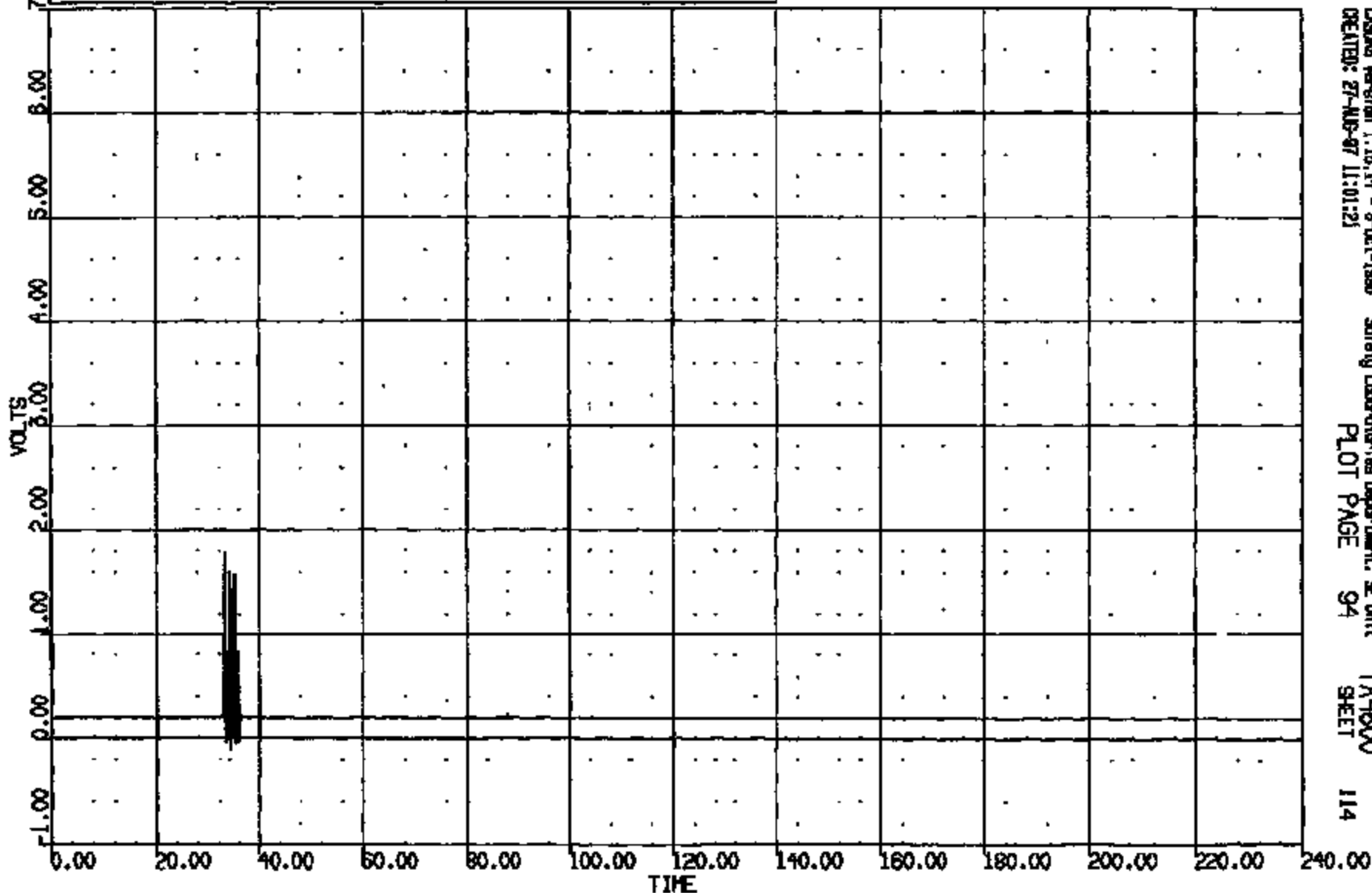


CRSIS Version 1.18.14 - 8-Oct-1986 Safety Laboratory Department, SE Unit TA4600
CREATED: 27-AUG-87 11:01:18 PLOT PAGE 93 SHEET 113

CRIS 0010813

CR R: 10815 TO: TA4600 DATE: 970827 10:11:02
199X DN-101 UNKNOWN

(51) CR108138 CAL TML #5 BOSCH PAL 4000C
MAX = 1.777 at 33.12 MS MIN = -.1074 at 31.32 MS **AXIS 1**

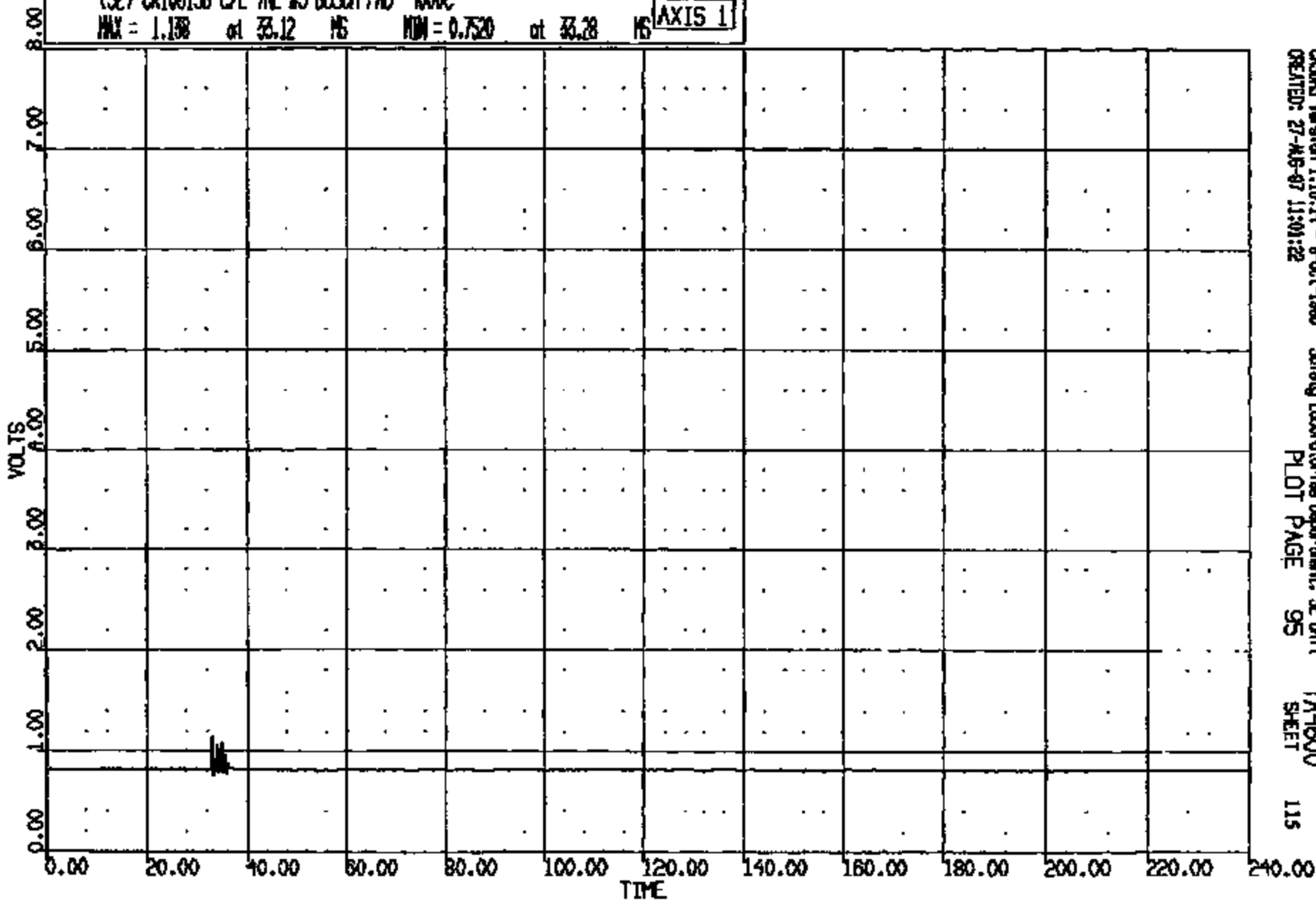


CRS015 Verbalon 1:16:14 - 8-Oct-1998 Safety Laboratories Department, SE Unit TA4600
CREATED: 27-AUG-97 11:01:21 PLOT PAGE 94 SHEET 114

CRTS 0010813

CR R: 10813 TO: TA4600 DATE: 870827 10:11:02
189X DN-101 UNKNOWN

(52) CR10813B C/L TNL #5 BOSCH FAD 4000C
MAX = 1.138 at 33.12 MS MIN = 0.7520 at 33.28 MS **AXIS 1**

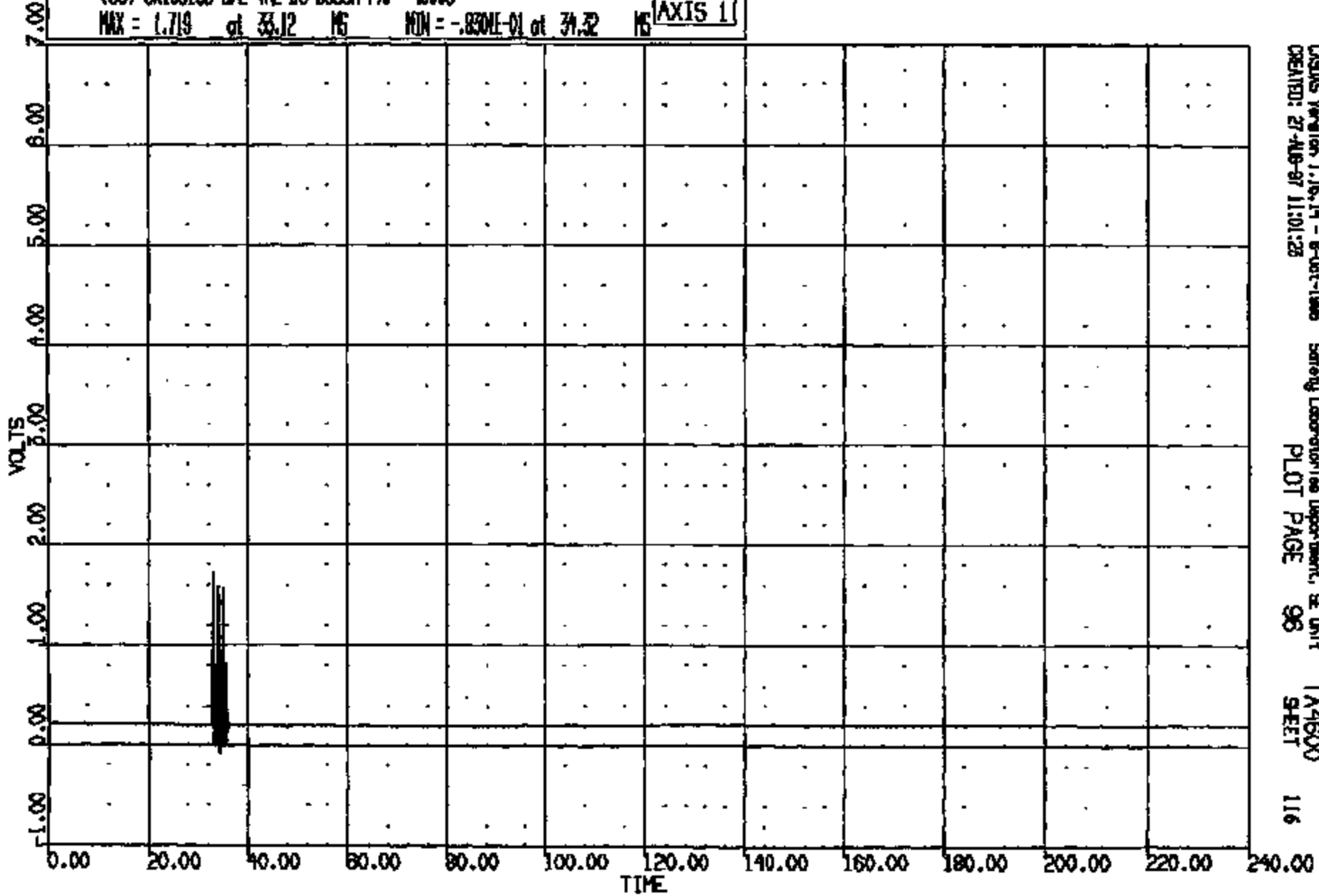


CASIMS Version 1.16-14 - 8-Oct-1988 Safety Laboratories Department, SE Unit 1
CREATED: 27-AUG-87 11:01:22 PLOT PAGE 95 TA4600 SHEET 115

CR10813

CR R: 10813 TO: TA4600 DATE: 870827 10:11:02
100X DN-101 UNKNOWN

(53) CR10813B C/L TNL #5 BOSCH FIP 4000C
MAX = 1.719 at 33.12 MS MIN = -.830E-01 at 31.32 MS **AXIS 1**

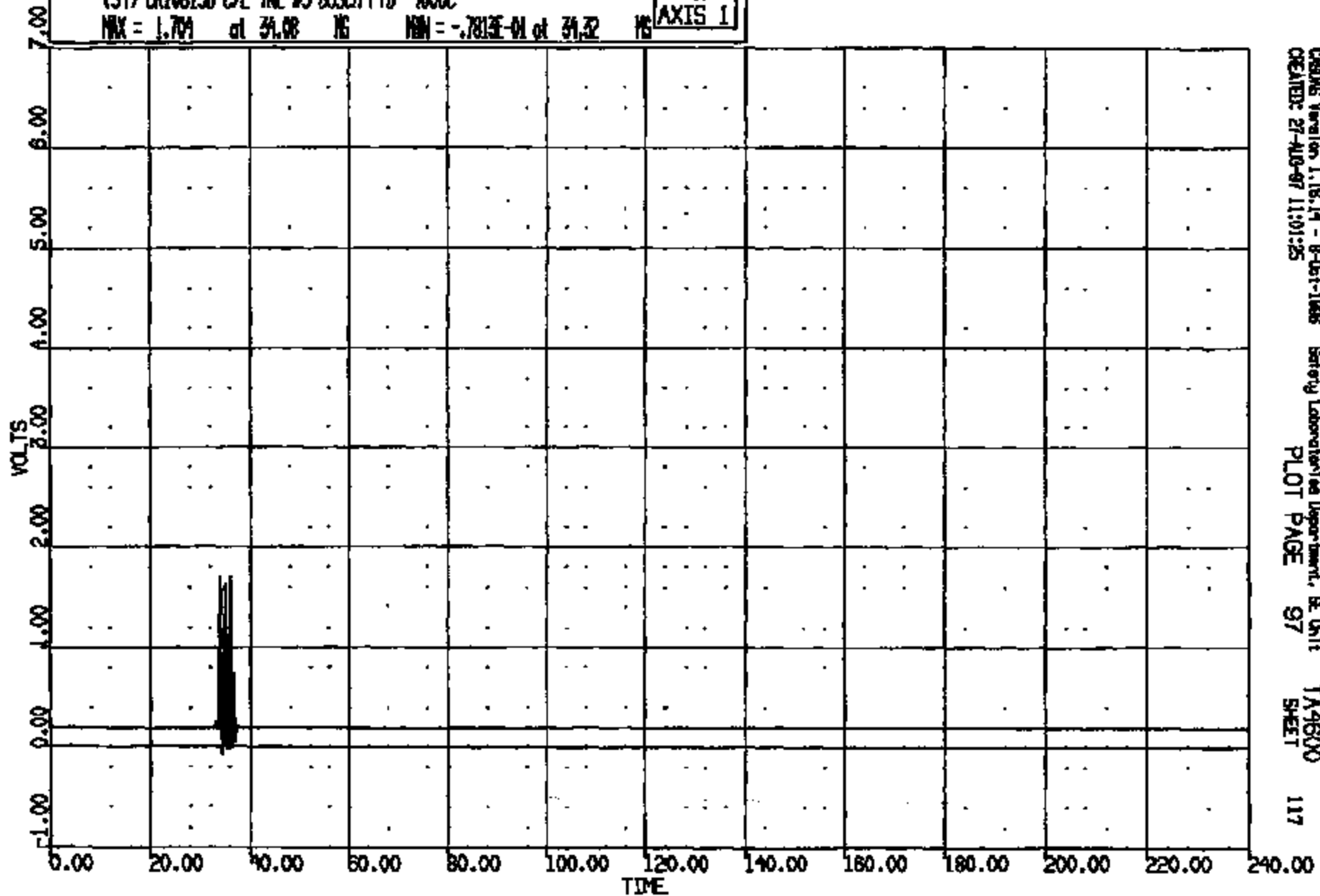


CAIGUS Version 1.16.14 - 8-Oct-1988 Safety Laboratories Department, SE Unit TA4600
CREATED: 27-AUG-87 11:01:25 PLOT PAGE 98 SHEET 116

CRTS 0010813

CR R: 1081E TO: TA4800 DATE: 870827 10:11:02
199X DN-101 UNKNOWN

(54) CR10813B CAL TML #5 BOSCH PTD 4000C
MAX = 1.709 at 34.08 NS MIN = -.781E-01 at 34.32 NS **AXIS 1**

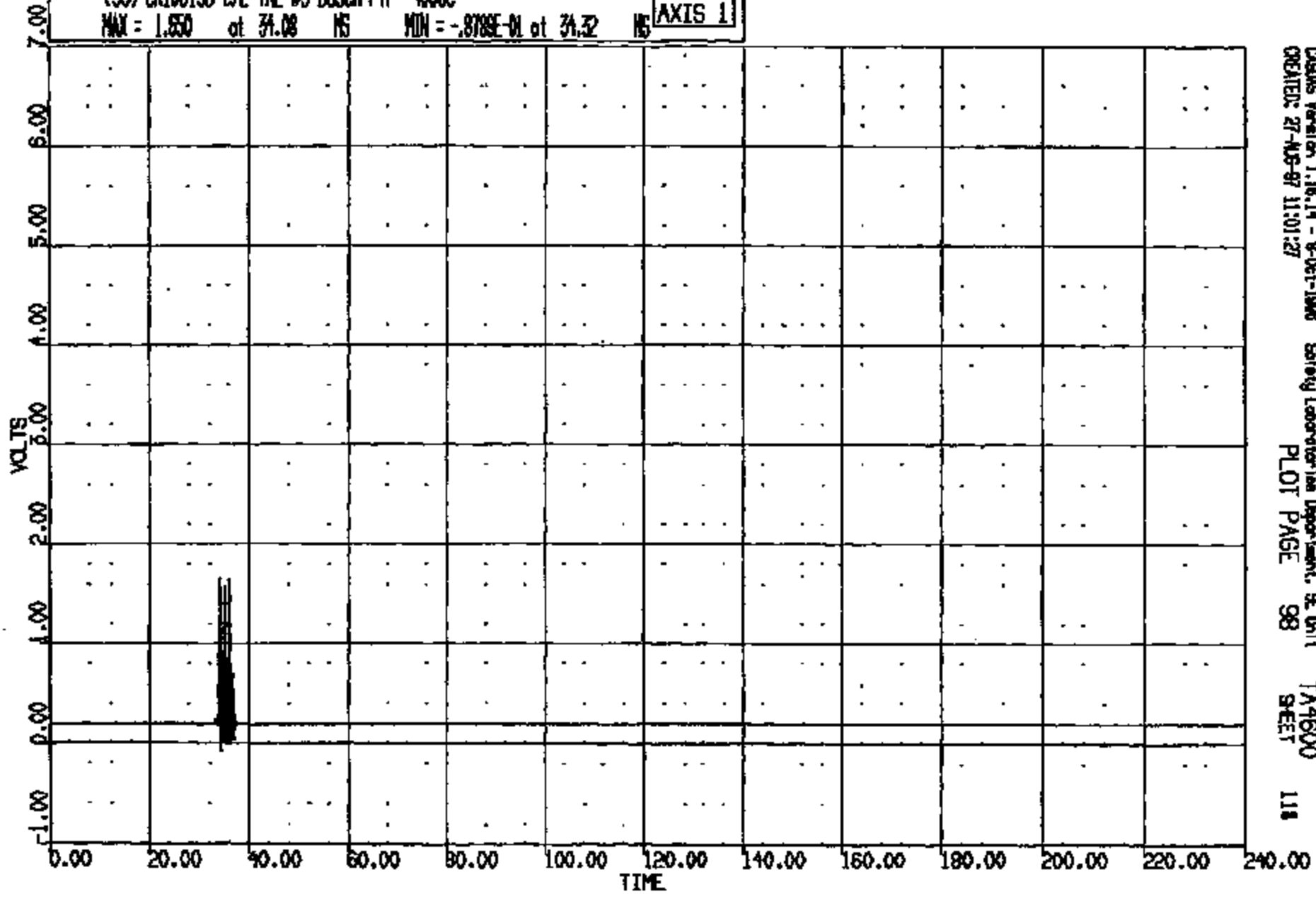


CASMS Version 1.18.14 - 8-Oct-1988 Safety Laboratories Department, EE Unit
CREATED: 27-AUG-87 11:01:25 PLOT PAGE 97 TA4800 SHEET 117

CRTS 0010813

CR R: 10813 TO: TA4600 DATE: 870827 10:11:02
180X DN-101 UNKNOWN

(55) CR10813B C/L TML #5 BOSCH PTP 4000C
MAX = 1.850 at 34.08 NS MIN = -.8789E-01 at 34.32 NS **AXIS 1**



CASUS Version 1.18.14 - 8-Oct-1988 Safety Laboratories Department, SE Unit TA4600
CREATED: 27-AUG-87 11:01:27 PLOT PAGE 98 SHEET 118

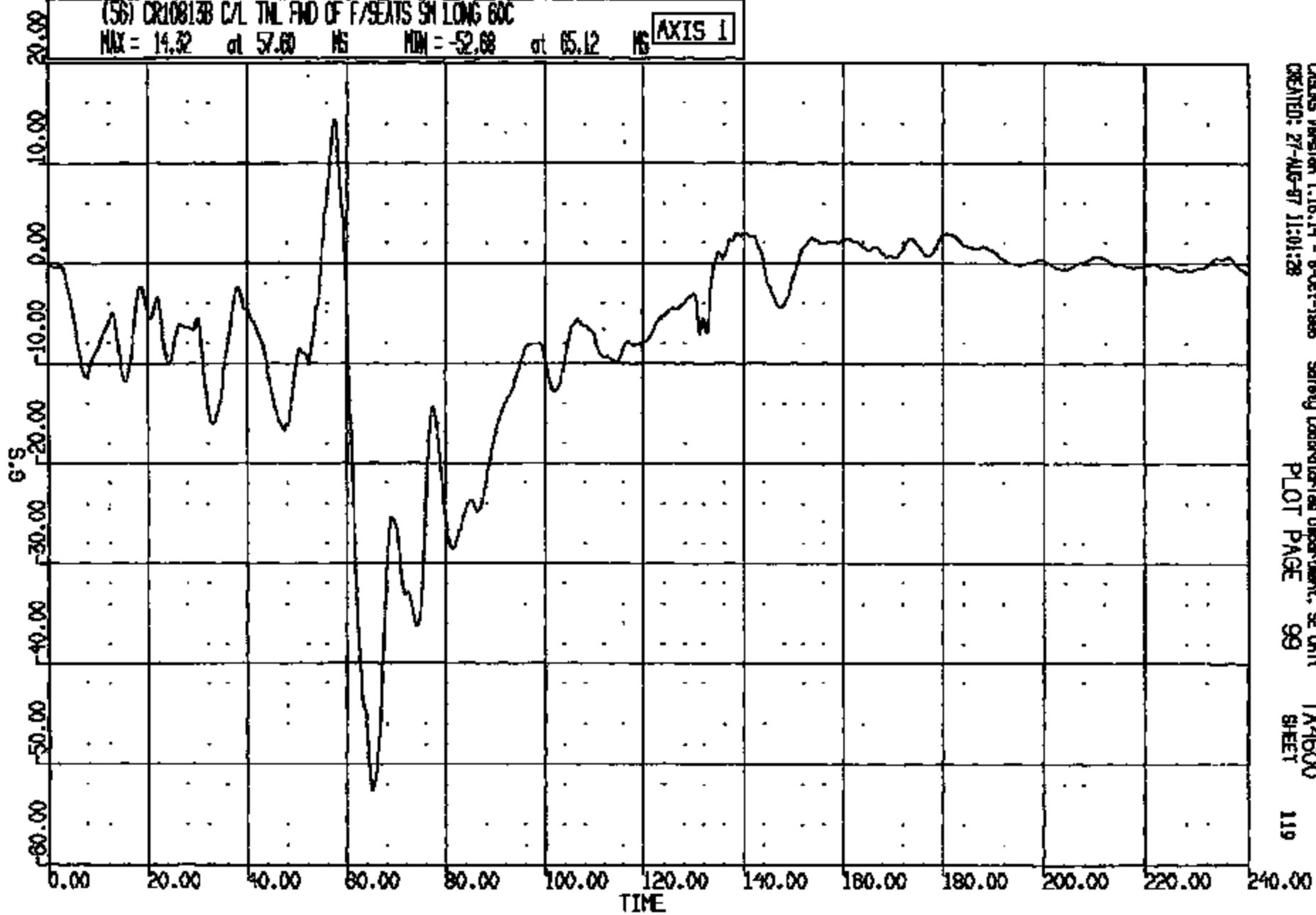
CRTS 0010813

CR R: 10815 TO: TA4600 DATE: 870827 10:11:02
199X DN-101 UNKNOWN

(56) CR10813B C/L TNL FND OF F/SEATS SH LONG 60C

MAX = 14.32 at 57.60 MS MIN = -52.68 at 65.12 MS

AXIS 1



CRS05 Version 1.18.14 - 8-Oct-1988
CREATED: 27-AUG-87 11:01:28

Safety Laboratories Department, SE Unit
PLOT PAGE 99

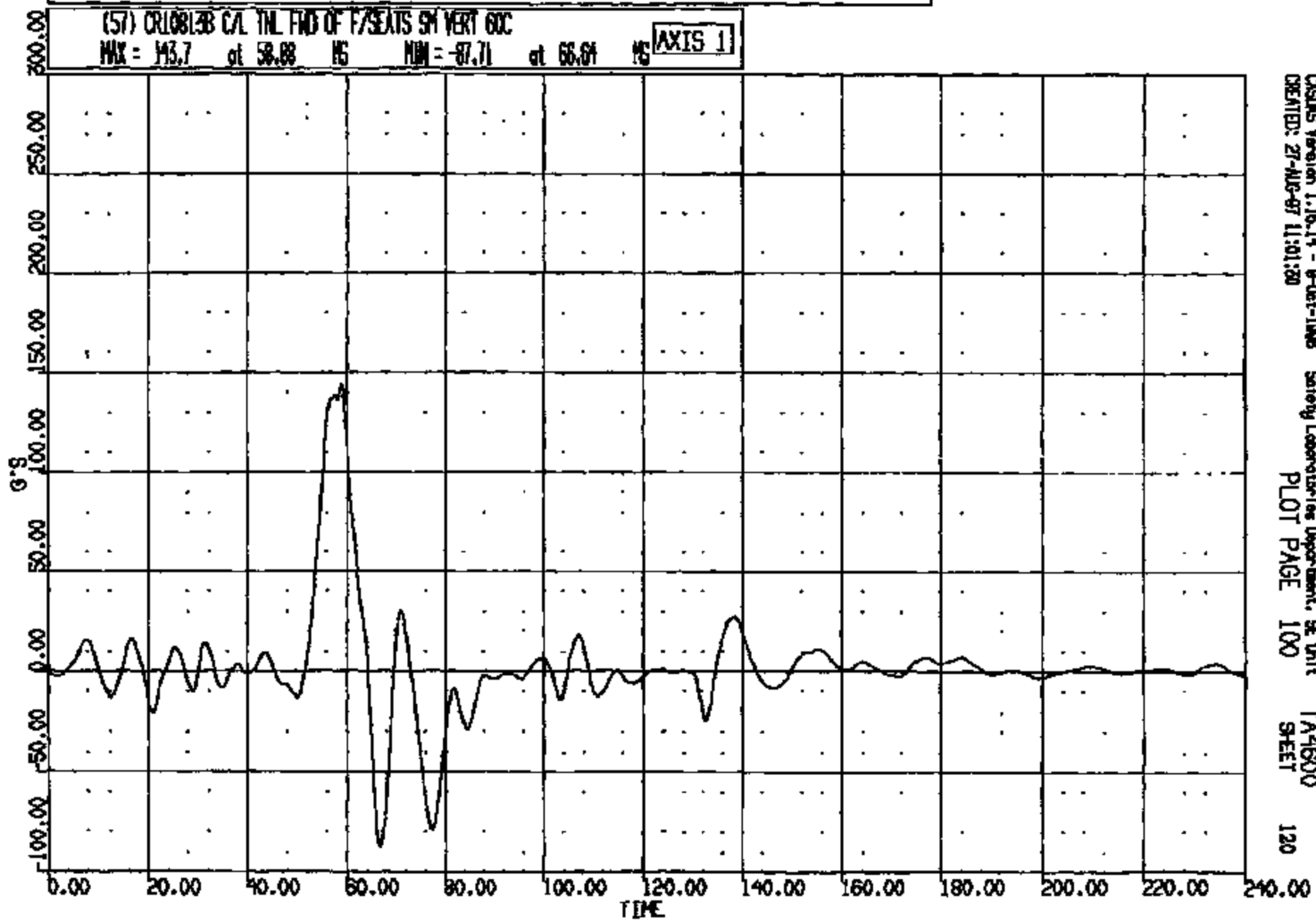
TA4600
SHEET

119

CRIS 0010813

CR #: 10813 TO: TA4600 DATE: 870827 10:11:02
199X DN-101 UNKNOWN

(57) CR10813B CAL TNL FWD OF F/SEATS SH VERT GDC
MAX = 113.7 at 58.88 MS MIN = -87.71 at 65.64 MS **AXIS 1**

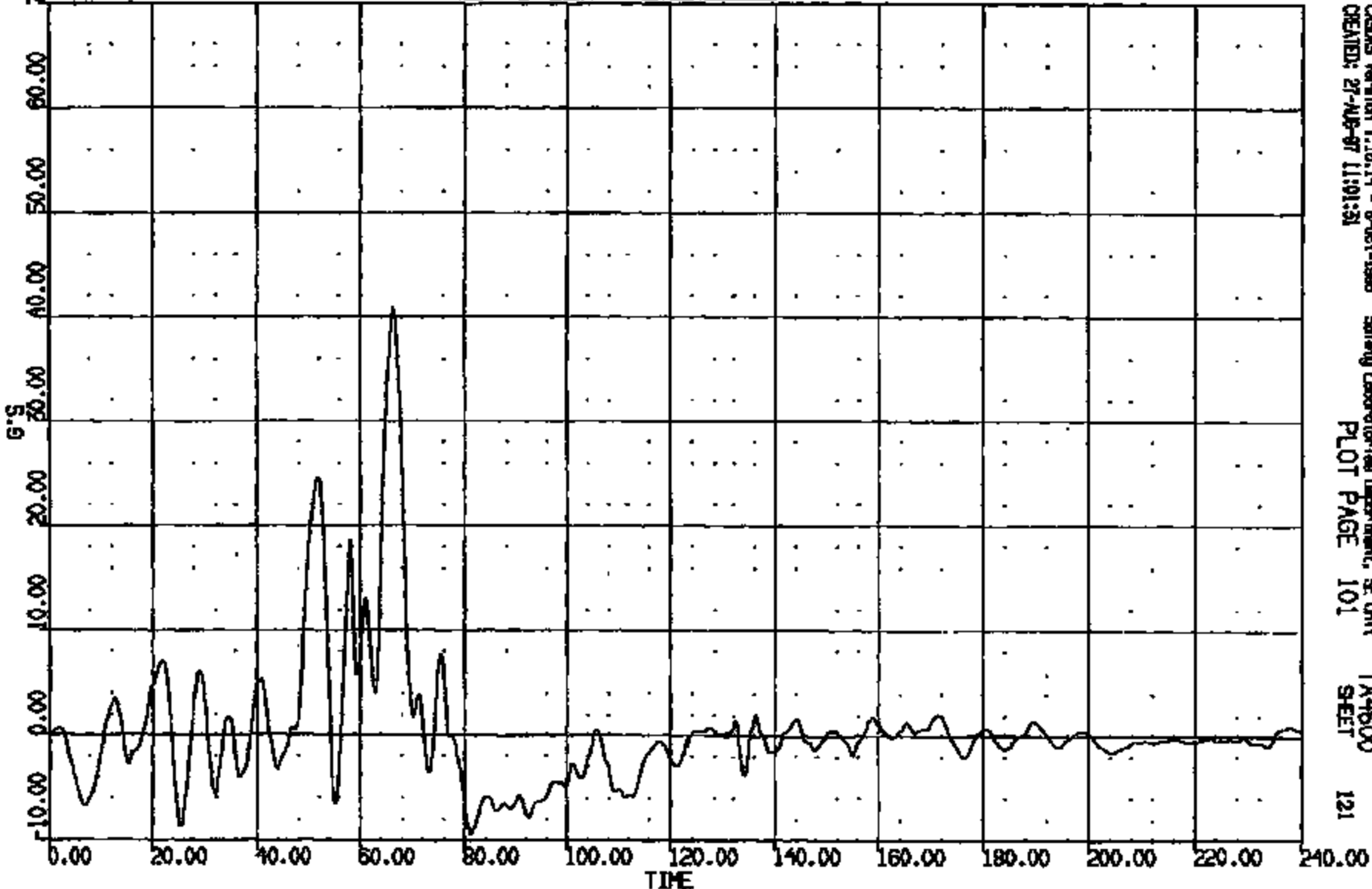


CASMS Version 1.16.14 - 8-Oct-1988 Safety Laboratories Department, SE Unit
CREATED: 27-AUG-87 11:01:20 TA4600
PLOT PAGE 100 SHEET 120

CRTS 0010813

CR R: 10813 TO: TA4600 DATE: 970827 10:11:08
189X DN-101 UNKNOWN

(58) CR10813B C/L TNL FWD OF F/SEATS SH LAT 60C
MAX = 40.85 at 66.48 MS MIN = -9.495 at 81.28 MS **AXIS 1**

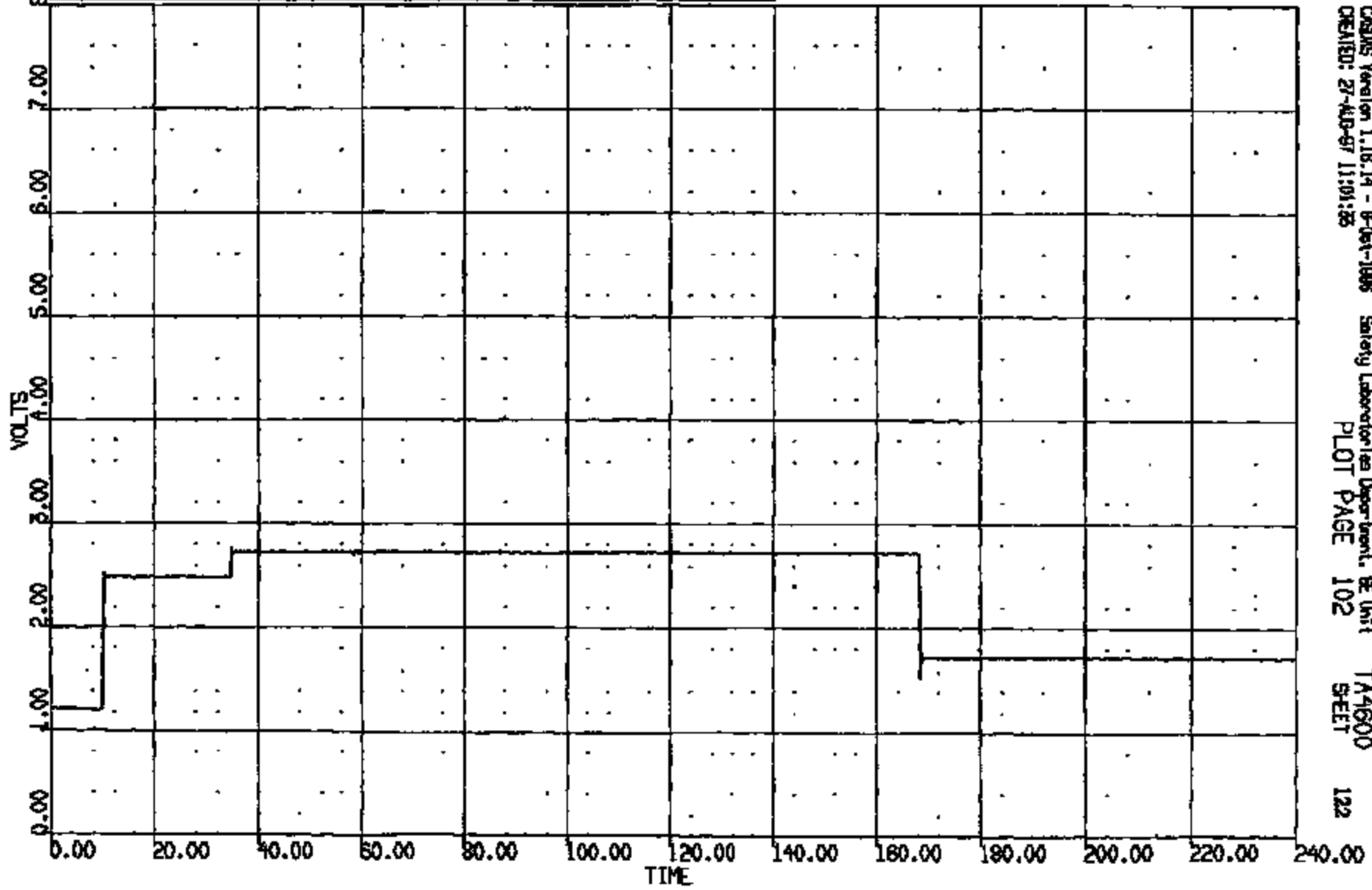


CASONS Version 1.18.14 - 8-Oct-1998 Safety Laboratory Department, SE Unit TA4600
CREATED: 27-AUG-97 11:01:31 PLOT PAGE 101 SHEET 121

CRIS 0010813

CR R: 10813 TO: TA4600 DATE: 970827 10:11:02
189X DN-101 UNKNOWN

(59) CR10813B C/L TNL FND OF F/S TAKA UBLT 4000C
MAX = 2.769 at 34.00 MS MIN = 1.206 at 0.1600 MS **AXIS 1**



CRSIS Version 1.18.14 - 8-Oct-1998 Safety Laboratories Department, GE Unit TA4600
CREATED: 27-APR-97 11:01:28 PLOT PAGE 102 SHEET 122

CRTS 0010813

CR R: 10813 TO: TA4600 DATE: 870827 10:11:02
108X ON-101 UNKNOWN


(60) CR10813B CAL THE END OF F/S TAKA BLT 400C

MAX = 1.216 at 2.950 MS MIN = 1.191 at 33.48 MS

AXIS 1

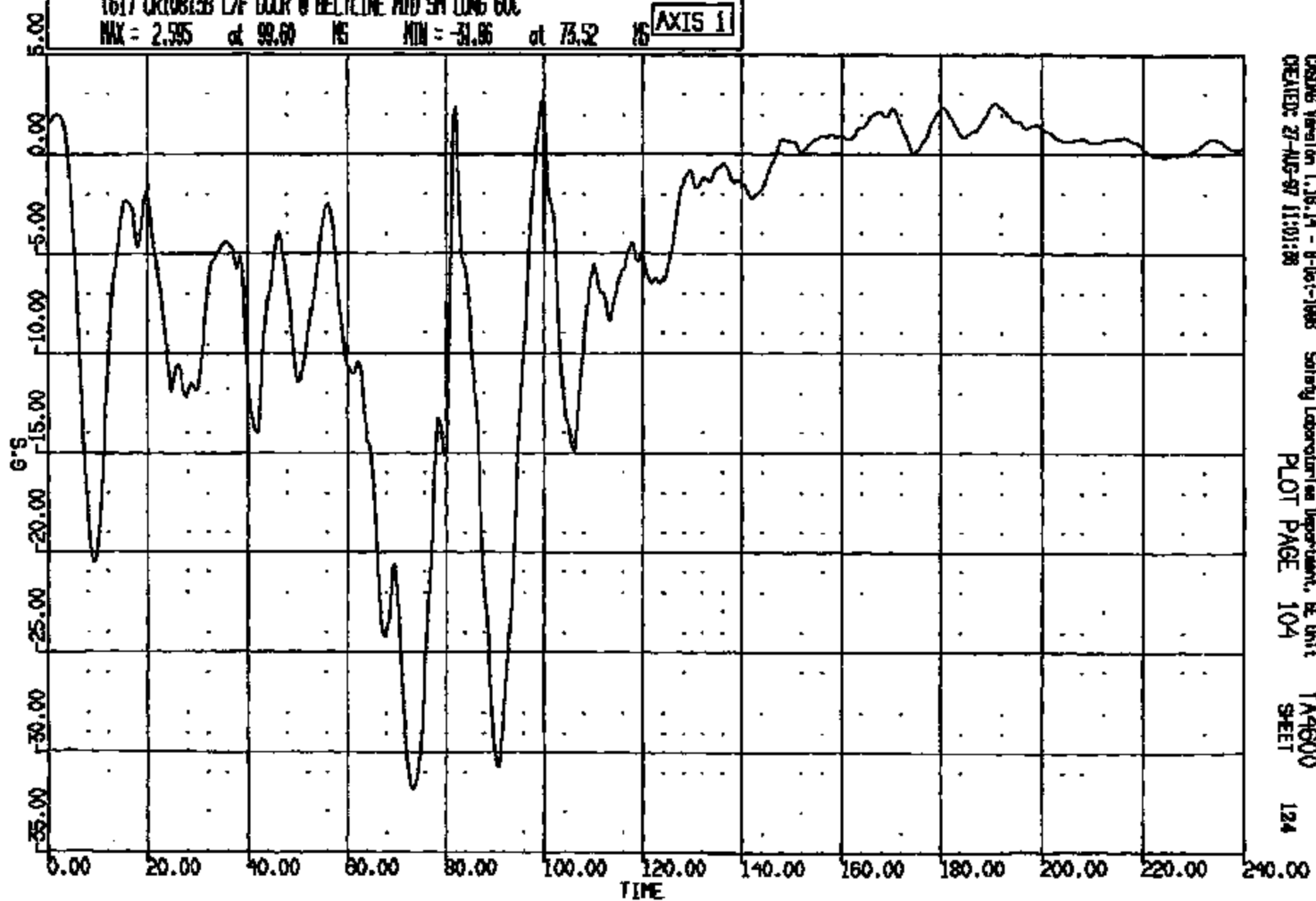
8.00
7.00
6.00
5.00
4.00
3.00
2.00
1.00
0.00

VOLTS



CR #: 10813 TO: TA4600 DATE: 970827 10:11:02
199X DN-101 UNKNOWN

(61) CR10813B L/F DOOR @ BELTLINE MID SH LONG 60C
MAX = 2.595 at 99.60 NS MIN = -31.86 at 73.52 NS **AXIS 1**



CASING Version 1.18.14 - 8-06-1998 Safety Laboratories Department, E Unit
CREATED: 27-AUG-97 11:01:08
PLOT PAGE 104 TA4600
SHEET 124

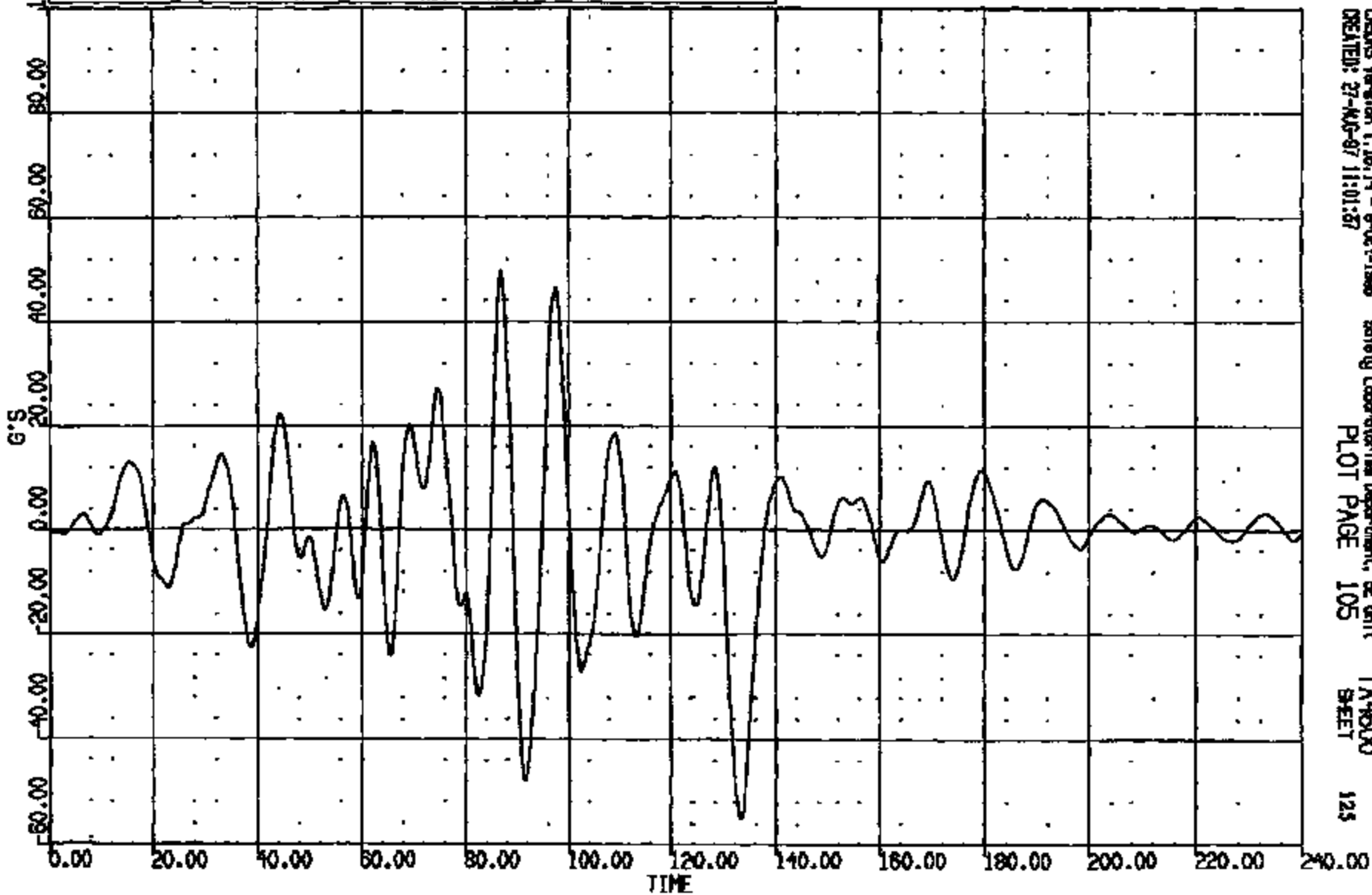
CRTS 0010813

CR #: 10818 TO: TA4600 DATE: 870827 10:11:02
189X DN-101 UNKNOWN

(62) CR108138 L/F DOOR @ BELTLINE MID SH VERT 60C

MAX = 49.81 at 86.00 NS MIN = -55.16 at 133.3 NS

AXIS 1



CRSMS Version 1.16.14 - 8-04-1988
CREATED: 27-MAR-87 11:01:57

Safety Laboratories Department, EE Unit
PLOT PAGE 105

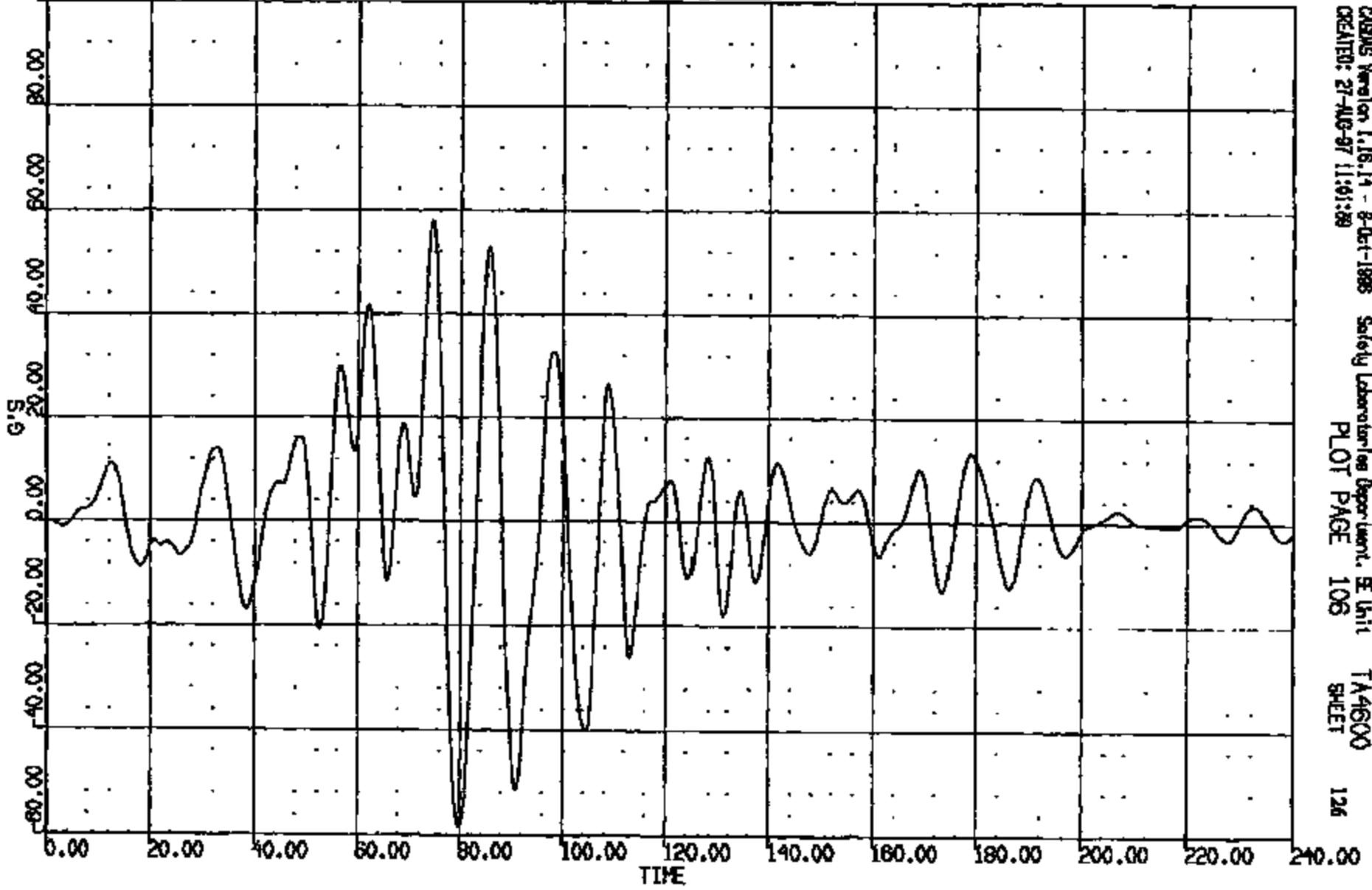
TA4600
SHEET

125

CRIS 0010813

CR R: 10813 TO: TA4600 DATE: 870827 10:11:02
199X DN-101 UNKNOWN

(63) CR10813B LAF DOOR @ BELTLINE MID SH LAT 60C
MAX = 57.92 at 74.56 NS MIN = -58.41 at 79.04 NS **AXIS 1**

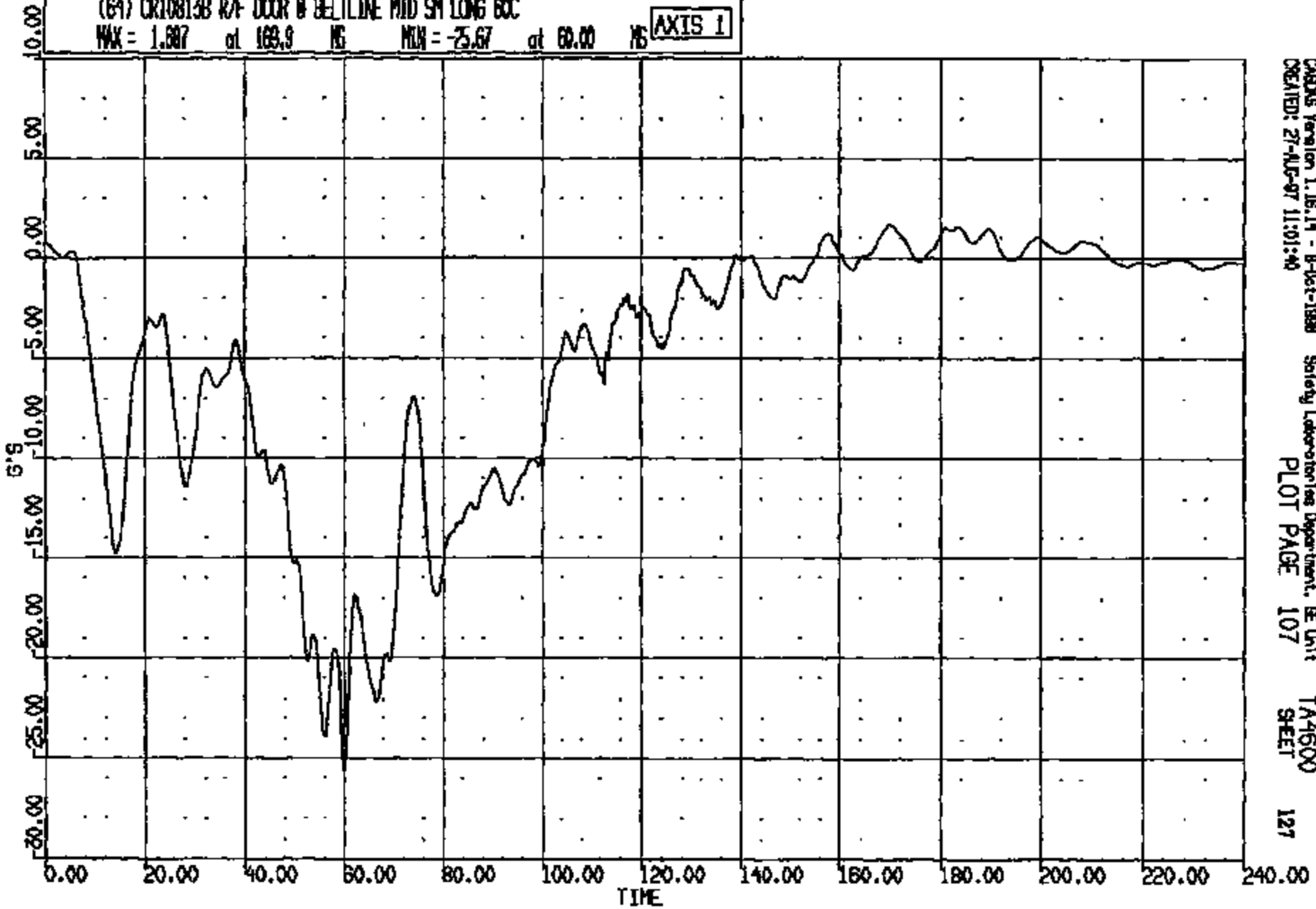


CASMS Version 1.16.14 - 8-Oct-1988 Safety Laboratories Department, E Unit TA4600
CREATED: 27-AUG-87 11:51:29 PLOT PAGE 106 SHEET 126

CRTS 0010813

CR R: 10813 TO: TA4600 DATE: 970827 10:11:02
199X DN-101 UNKNOWN

(64) CR10813B R/F DOOR B BELTLINE MID SH LONG 60C
MAX = 1.987 at 169.9 NG MIN = -23.67 at 60.00 Y6 AXIS 1



CASDS Version 1.16.14 - 8-Oct-1998 Safety Laboratories Department, EE Unit
CREATED: 27-AUG-97 11:01:40
PLOT PAGE 107 TA4600
SHEET 127

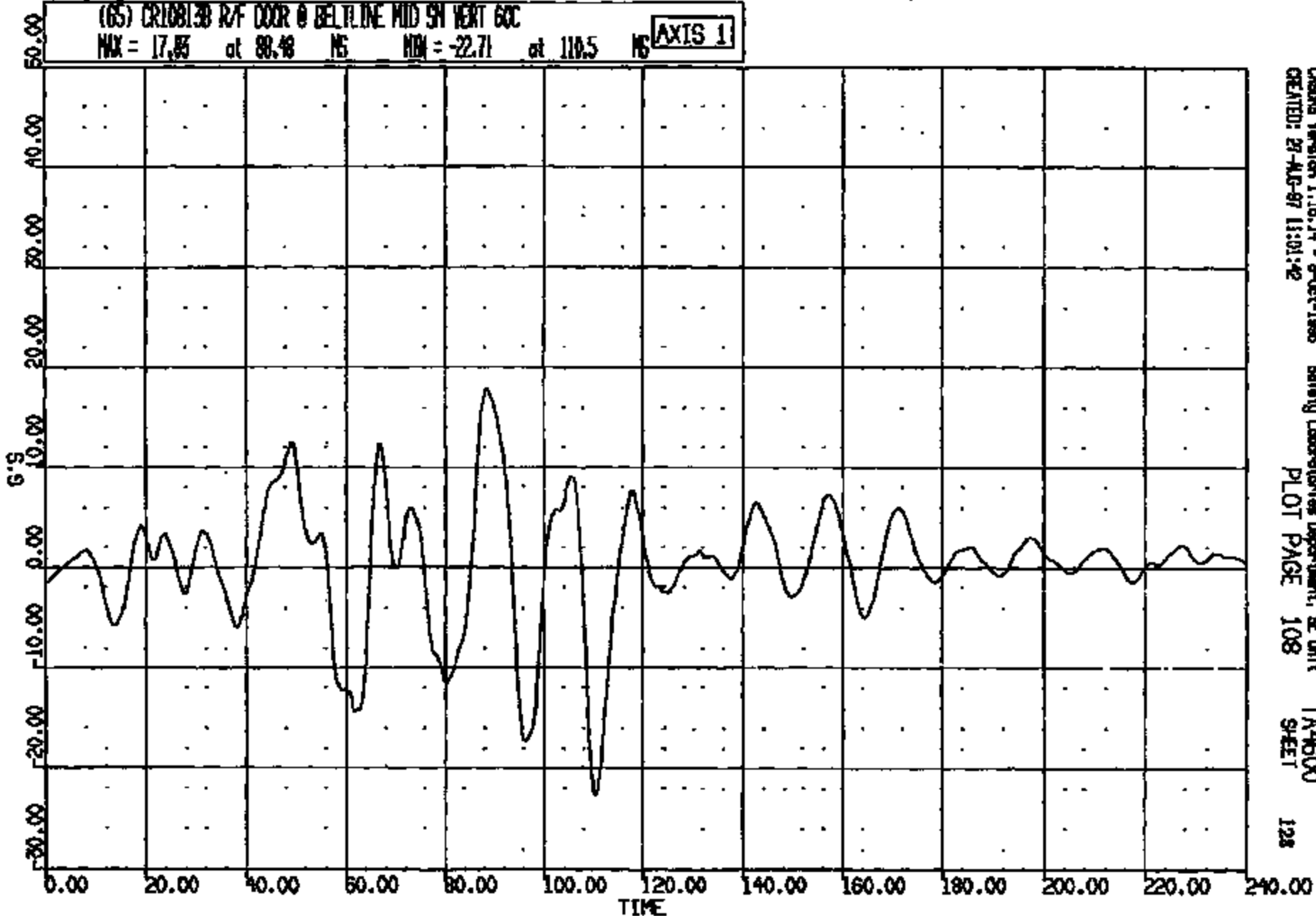
CRTS 0010813

CR R: 10813 TO: TA4600 DATE: 970827 10:11:02
100X DN-101 UNKNOWN

(65) CR108130 R/F DOOR @ BELTLINE MID SH NEXT 60C

MAX = 17.85 at 88.48 NS MIN = -22.71 at 110.5 NS

AXIS 1



CASIMS Version 1.16.14 - 8-Oct-1988
CREATED: 27-AUG-97 11:01:42

Safety Laboratories Department, SE Unit
PLOT PAGE 108

TA4600
SHEET

128

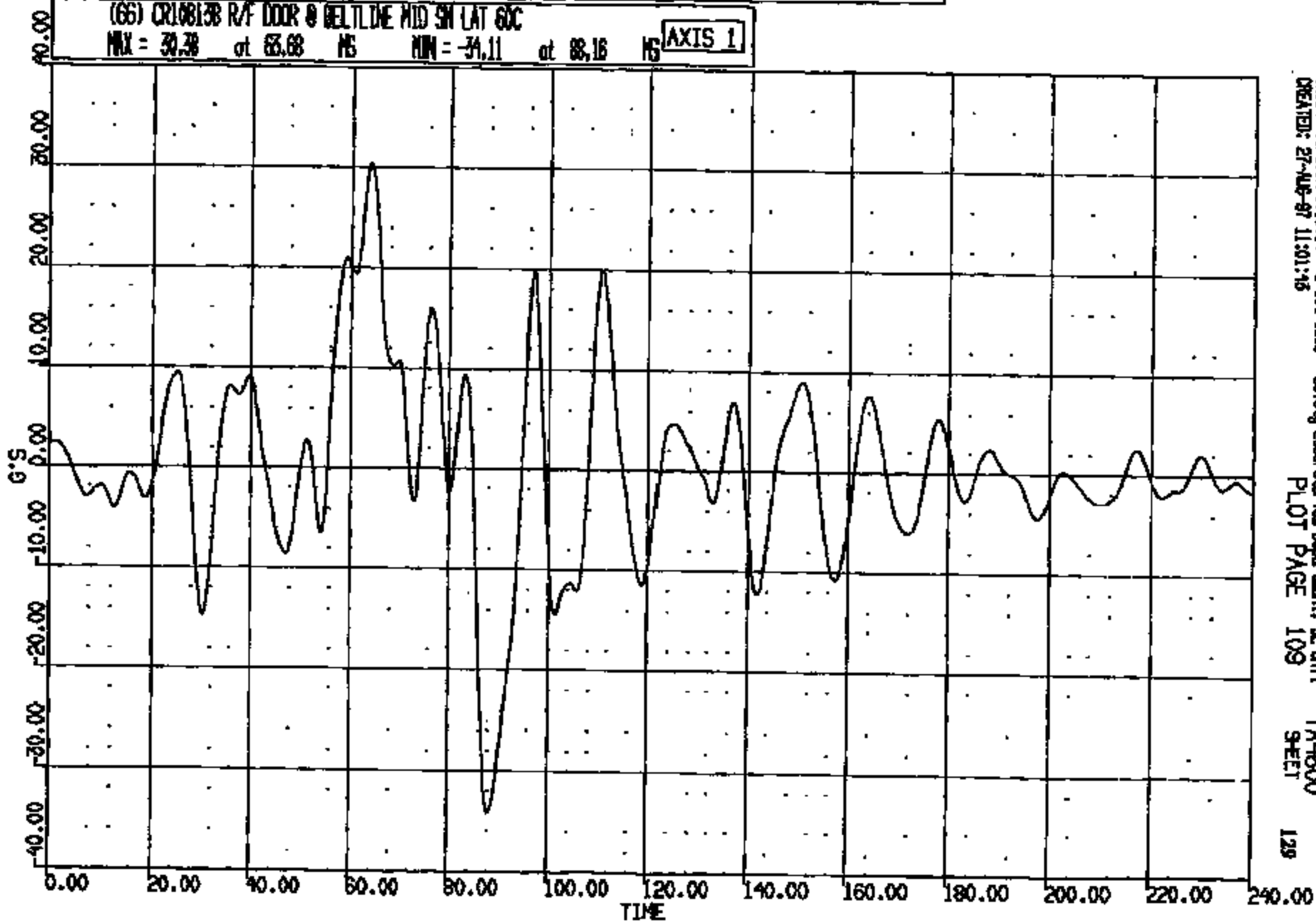
CRIS 0010813

CR R: 10813 TO: TA4600 DATE: 970827 10:11:02
199X DN-101 UNKNOWN

(66) CR10813B R/F DOOR @ BELTLINE MID SN LAT 60C

MAX = 30.38 at 63.68 MS MIN = -34.11 at 88.16 MS

AXIS 1



CASUAL Version 1.18.14 - 9-Oct-1996
CREATED: 27-AUG-97 11:01:15

Safety Laboratory Department, SE Unit
PLOT PAGE 109

TA4600
SHEET

129

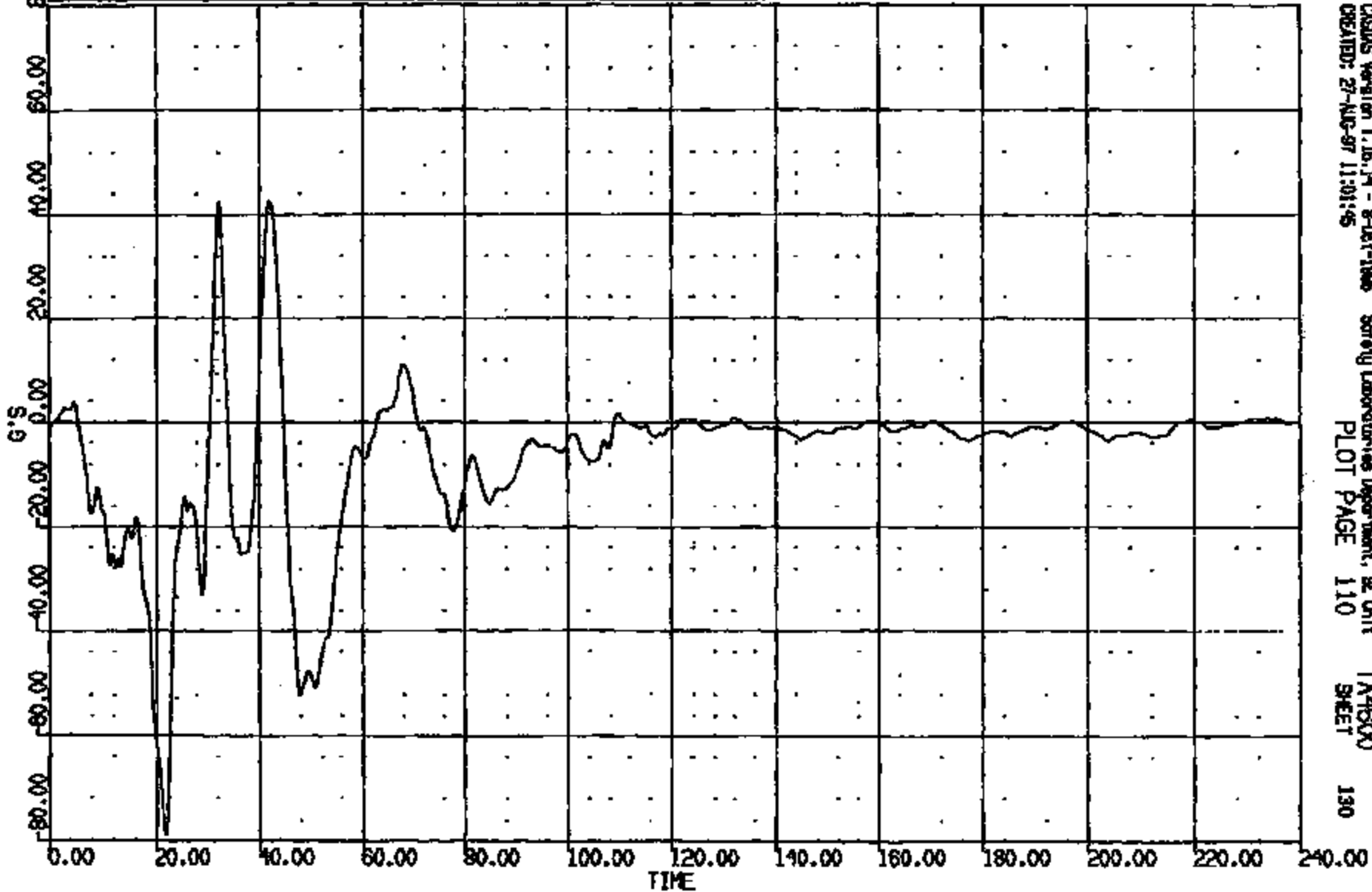
CRTS 0010813

CR R: 10813 TO: TA4600 DATE: 970827 10:11:02
199X DN-101 UNKNOWN

(67) CR108138 L/RAD UP FRT SH LONG GDC

MAX = 42.86 at 42.00 MS MIN = -79.07 at 21.92 MS

AXIS 1



CASYS Version 1.16.14 - 8-Oct-1998
CREATED: 27-AUG-97 11:01:45

Safety Laboratories Department, SE Unit
PLOT PAGE 110

TA4600
SHEET

130

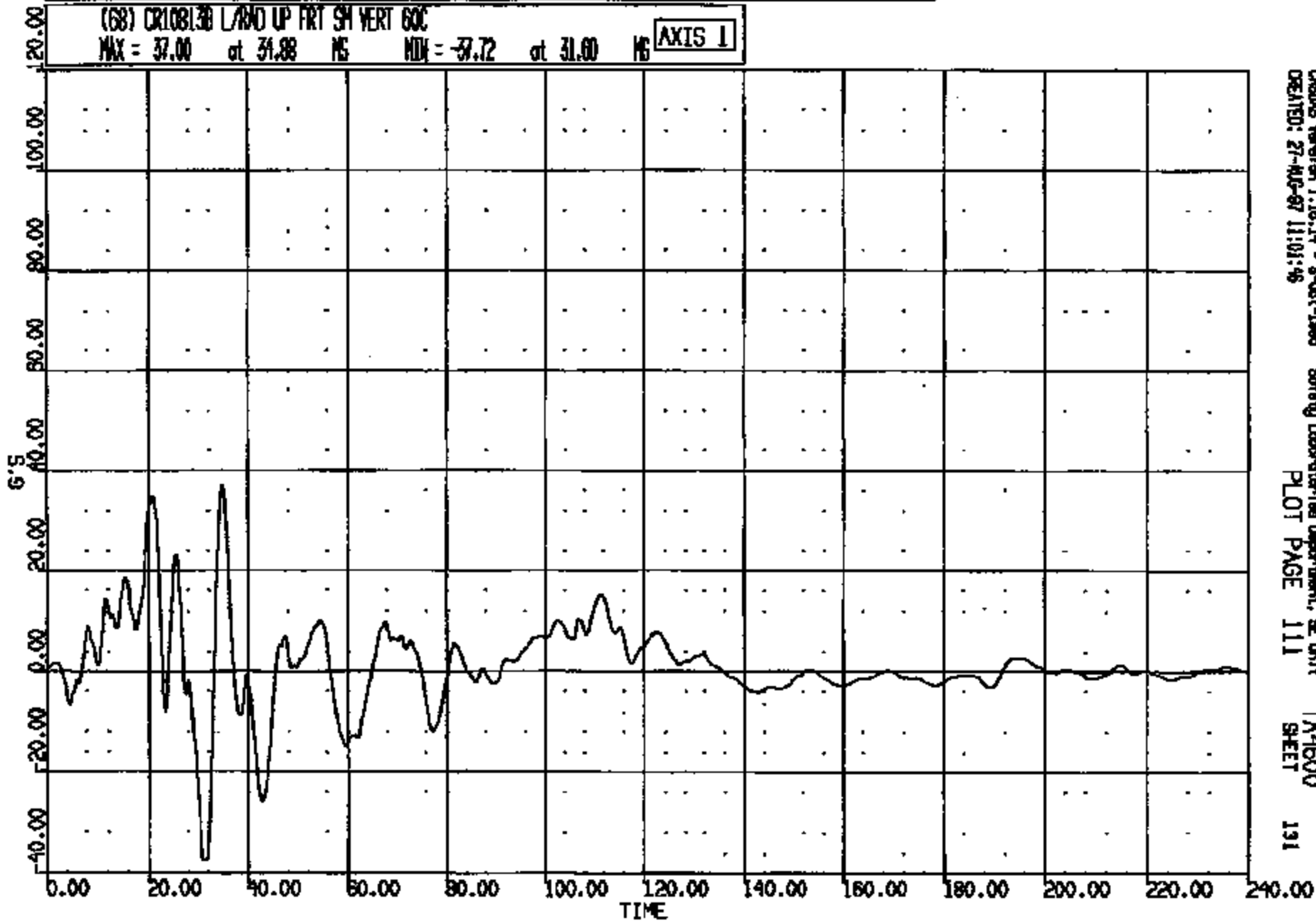
CRTS 0010813

CR R: 10813 TO: TA4600 DATE: 870827 10:11:02
180X DN-101 UNKNOWN

(68) CR10813B L/RND UP FRT SH VERT 60C

MAX = 37.00 at 31.88 MS MIN = -37.72 at 31.00 MS

AXIS 1



CASDAQ Version 1.16.14 - 8-Oct-1988
CREATED: 27-AUG-87 11:01:46

Safety Laboratory Department, E Unit
PLOT PAGE 111

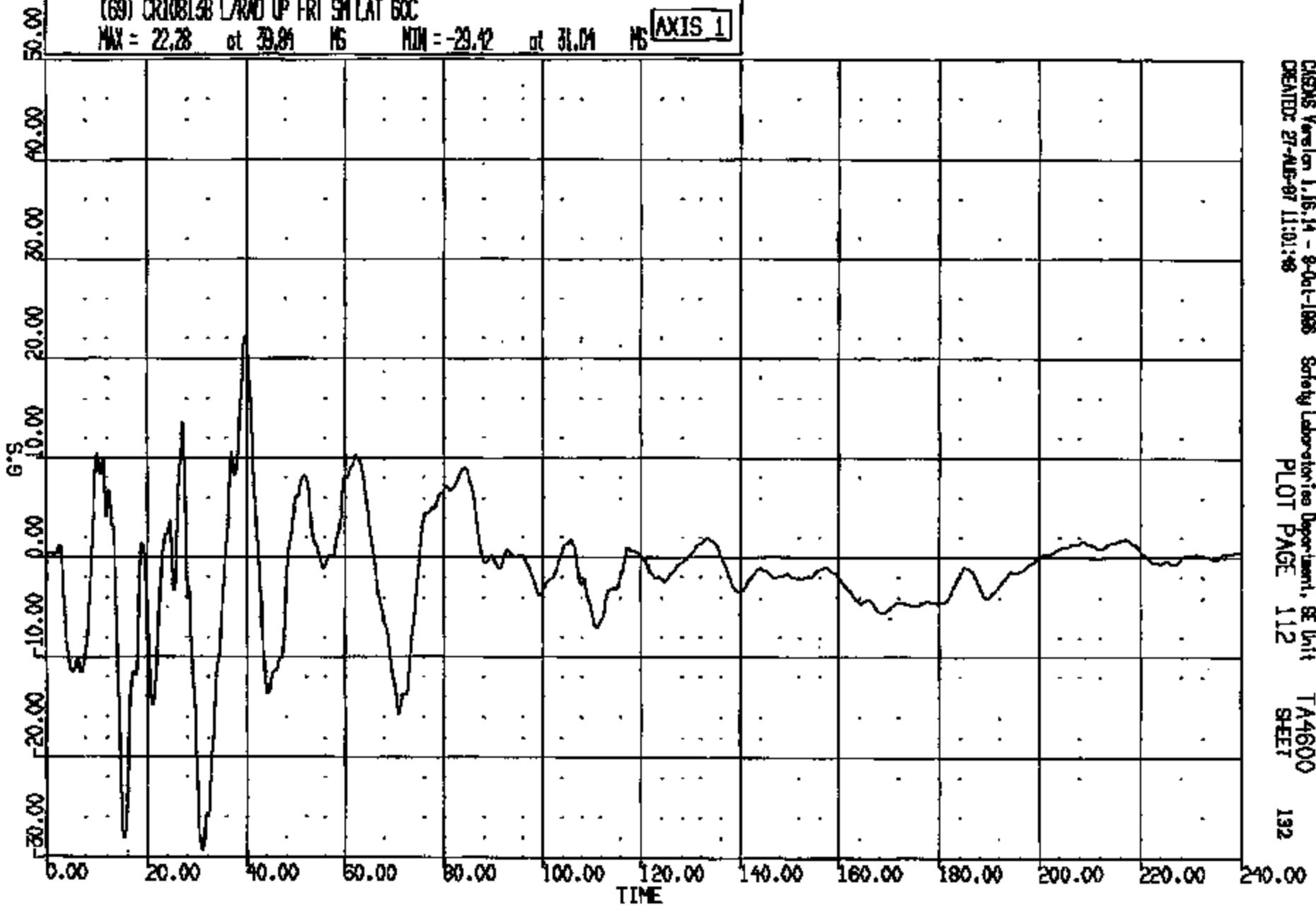
TA4600
SHEET

131

CRTS 0010813

CR R: 10813 TO: TA4600 DATE: 870827 10:11:02
189X DN-101 UNKNOWN

(69) CR10813B L/RAD UP FRI SM LAT 60C
MAX = 22.28 at 39.04 MS MIN = -29.42 at 31.04 MS **AXIS 1**



CRSIS Version 1.15.14 - 8-Jul-1988 Safety Laboratories Department, SE Unit TA4600
CREATED: 27-AUG-87 11:01:48 PLOT PAGE 112 SHEET 192

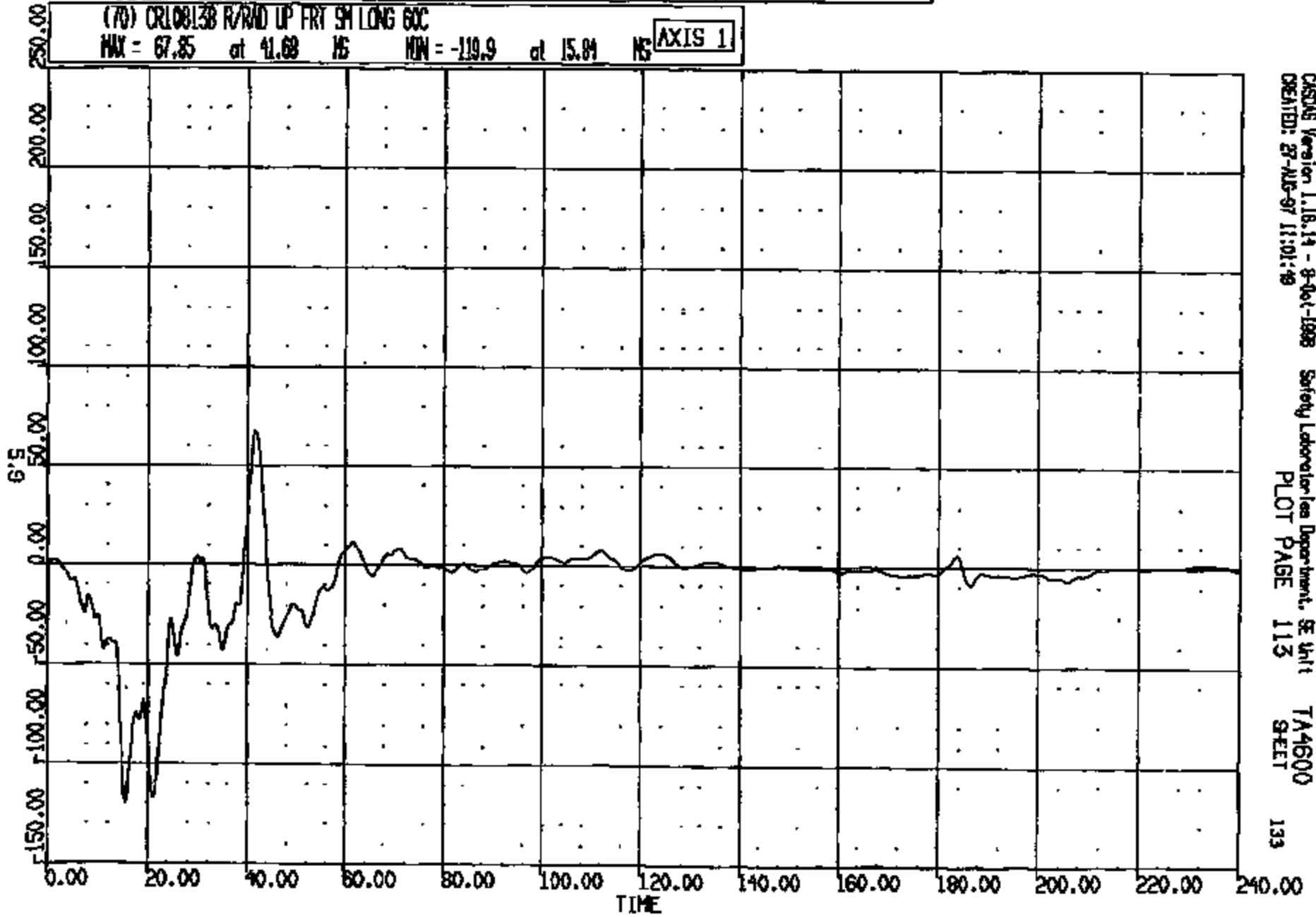
CRIS 0010813

CR R: 10815 TO: TA4600 DATE: 970927 10:11:02
199X DN-101 UNKNOWN

(70) CR108138 R/RAD UP FRT SH LONG 60C

MAX = 67.85 at 41.68 MS MIN = -119.9 at 15.84 MS

AXIS 1



CASDS Version 1.18.14 - 9-Oct-1998
CREATED: 27-AUG-97 11:01:49

Safety Laboratories Department, SE Unit
PLOT PAGE 113

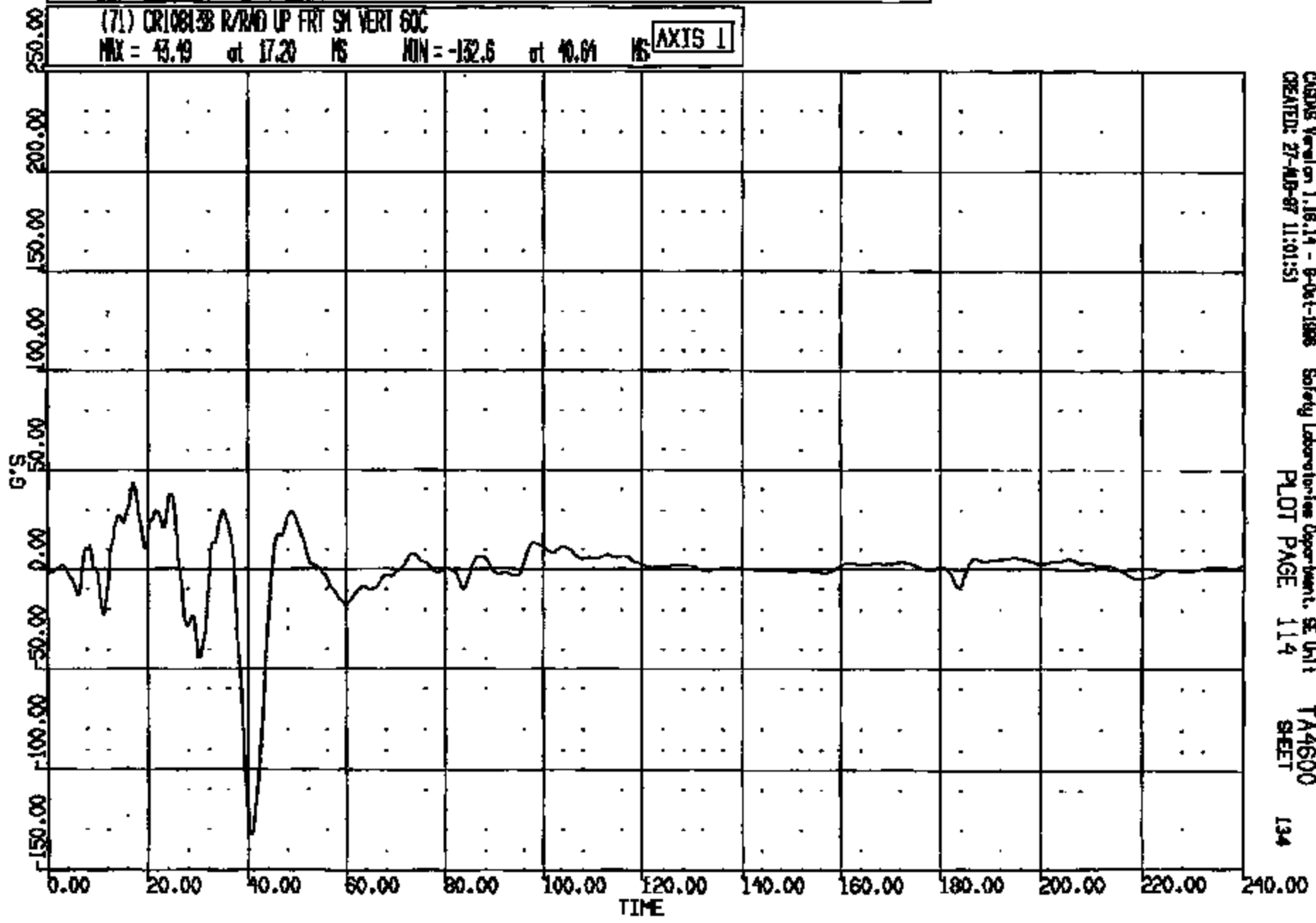
TA4600
SHEET

133

CR15 0010813

CR R: 10815 TO: TA4600 DATE: 870827 10:11:02
189X DN-101 UNKNOWN

(71) CR10813B R/RND UP FRT SM VERT 60C
MAX = 43.49 at 17.20 MS MIN = -132.6 at 40.04 MS **AXIS 1**

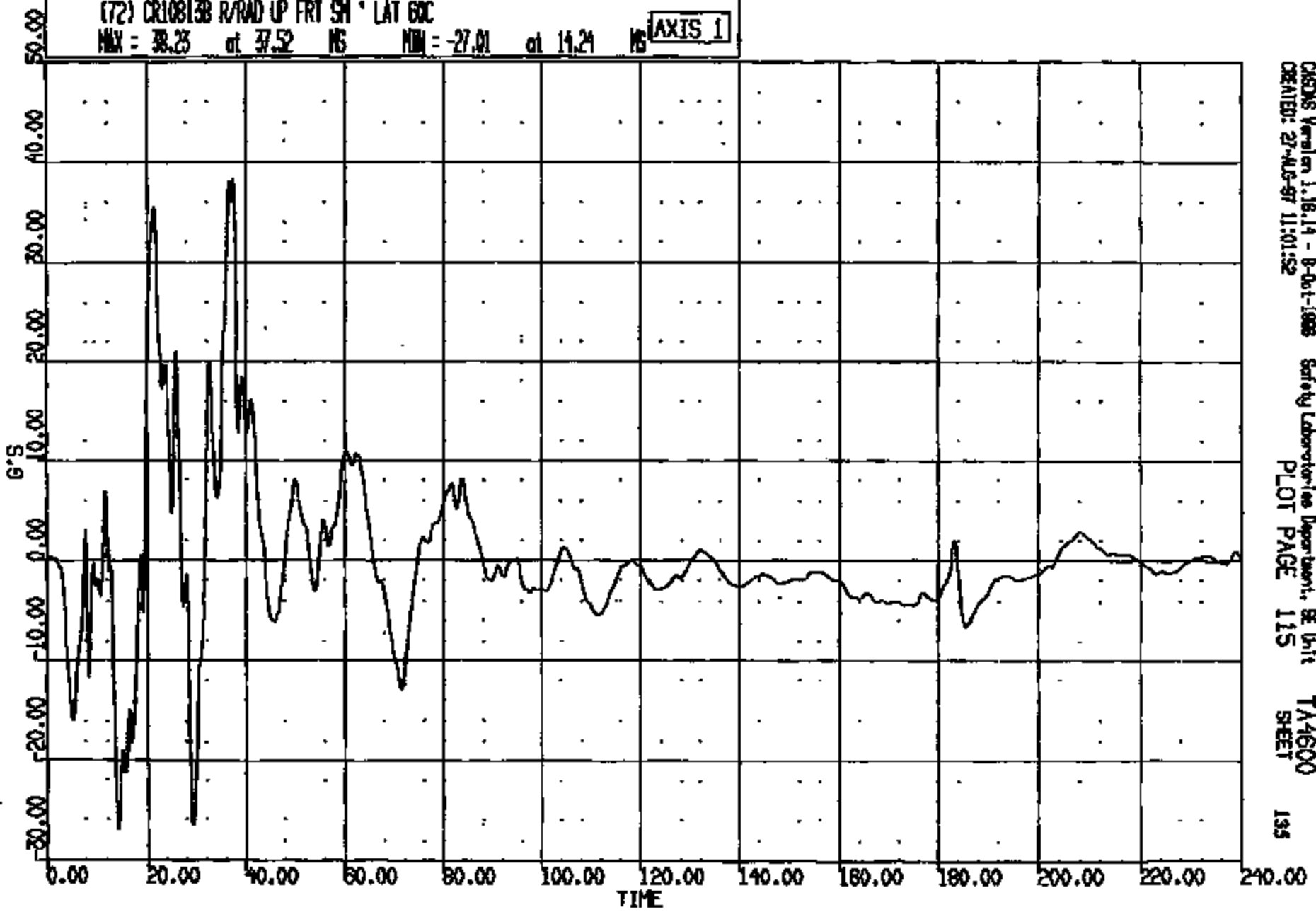


CASINS Version 1.16.14 - 8-Oct-1988 Safety Laboratories Department, SE Unit TA4600
CREATED: 27-AUG-87 11:01:53 PLOT PAGE 114 SHEET 134

CRTS 0010813

CR R: 10813 TO: TA4600 DATE: 970827 10:11:02
100X DN-101 UNKNOWN

(72) CR10813B R/RAD UP FRT SH * LAT 60C
MAX = 38.23 at 37.52 NS MIN = -27.01 at 14.24 NS **AXIS 1**

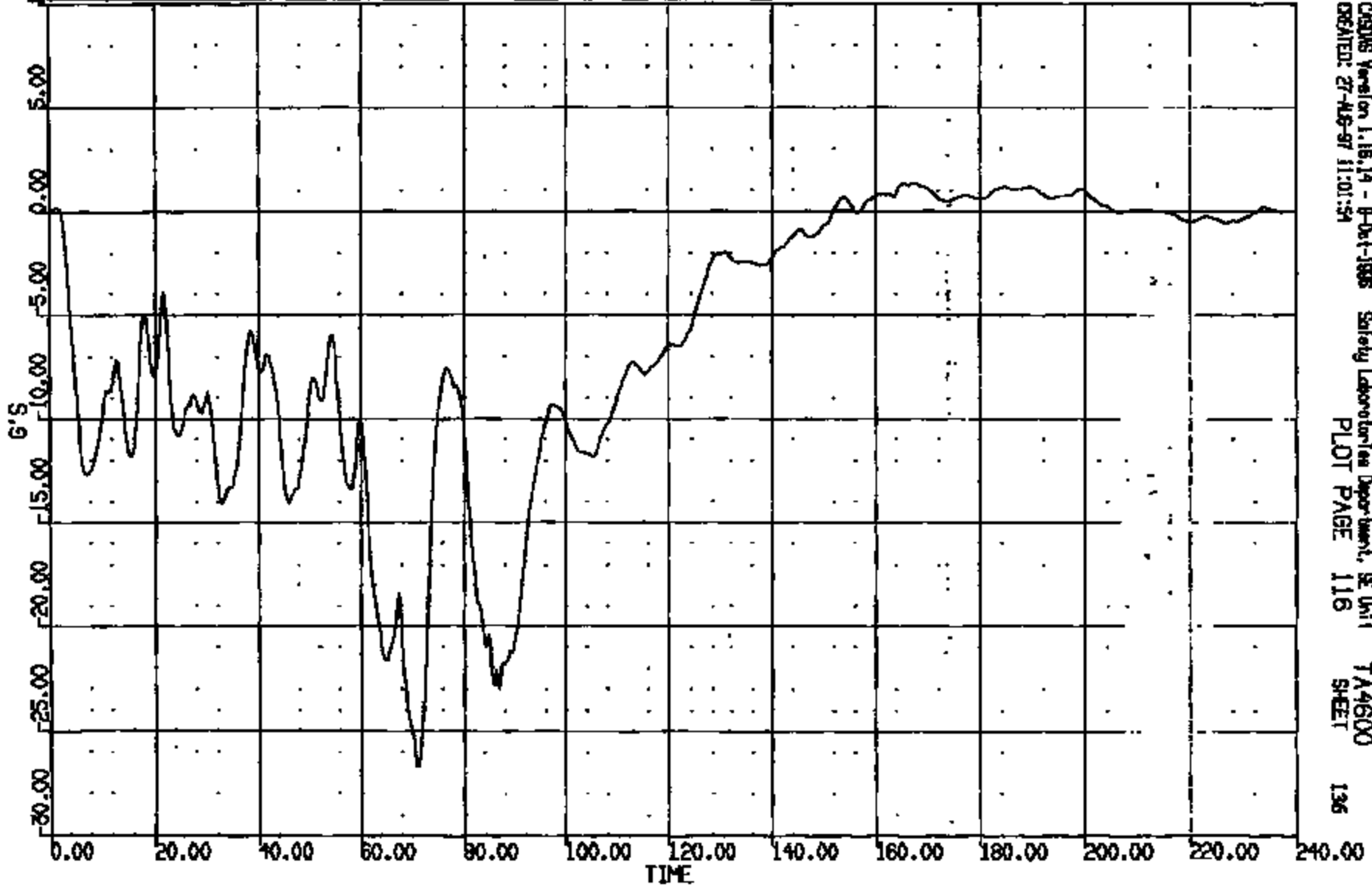


CRTS 0010813

CADDS Version 1.18.14 - B-Oct-1998 Safety Laboratories Department, SE Unit TA4600
CREATED: 27-AUG-97 11:01:52 PLOT PAGE 115 SHEET 135

DR R: 10815 TO: TA4600 DATE: 270827 10:11:02
189X DN-101 UNKNOWN

(73) CR108138 L/ROCKER @ B-PILLAR LONG 60C
MAX = 1.335 at 165.7 MS MIN = -26.74 at 71.20 MS [AXIS 1]

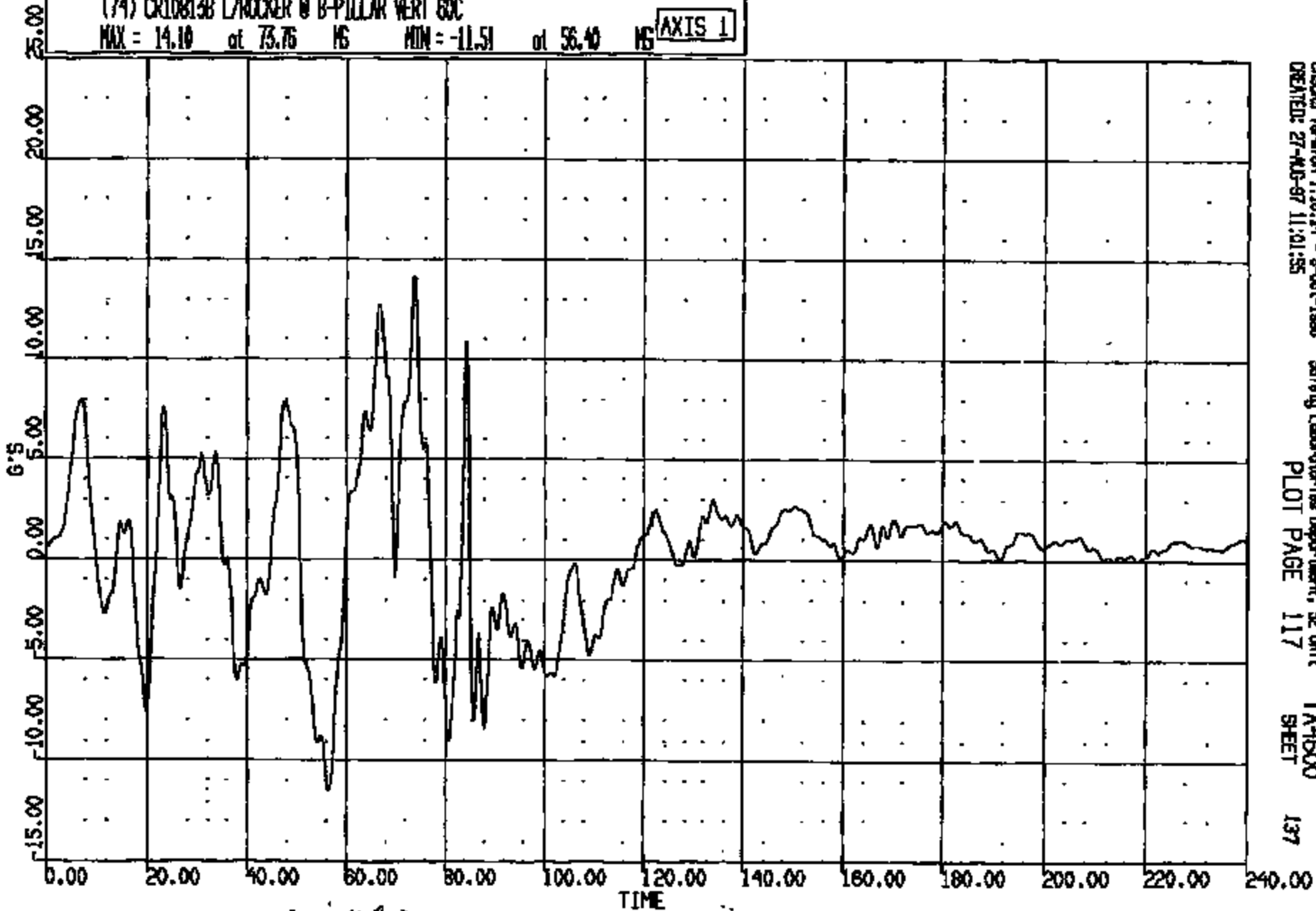


CASING Vessel on 1.15.14 - B-04-1-1988 Safety Laboratory/see Department, SE Unit TA4600
CREATED: 27-AUG-97 11:01:54 PLOT PAGE 116 SHEET 136

CRTS 0010813

CR R: 10813 TO: TA4600 DATE: 970827 10:11:02
100X DN-101 UNKNOWN

(74) CR10813B L/ROCKER @ B-PILLAR VERT GXC
MAX = 14.10 at 73.76 MS MIN = -11.51 at 56.40 MS **AXIS 1**

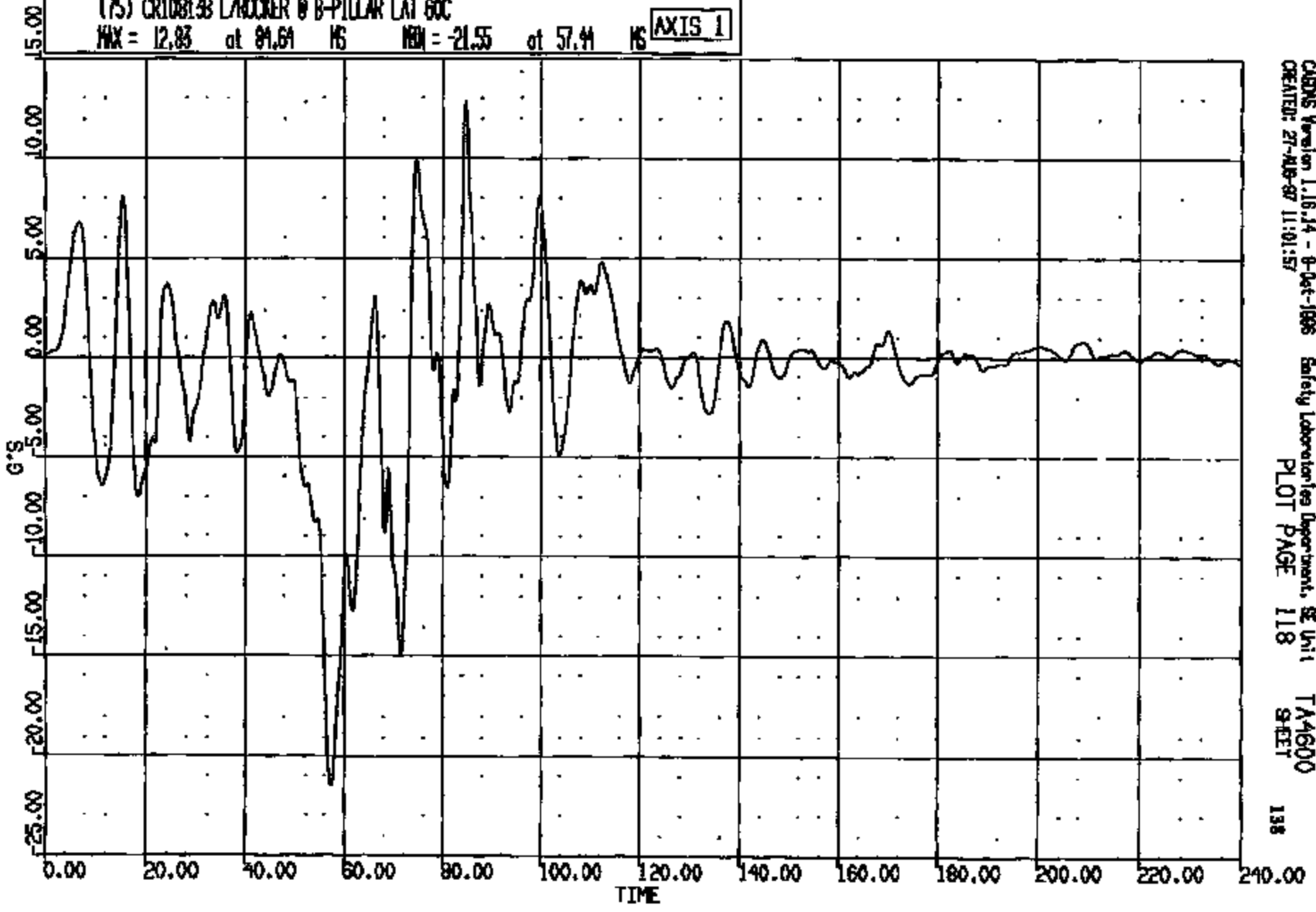


CADDS Version 1.16.14 - 8-Oct-1998 Safety Laboratories Department, SE Unit TA4600
CREATED: 27-AUG-97 11:01:55 PLOT PAGE 117 SHEET 137

CRTS 0010813

LR R: 10813 TO: TA4600 DATE: 870827 10:11:02
189X DN-101 UNKNOWN

(75) CR108133 L/ROCKER @ B-PILLAR LAT 60C
MAX = 12.83 at 89.64 MS MIN = -21.55 at 57.44 MS **AXIS 1**

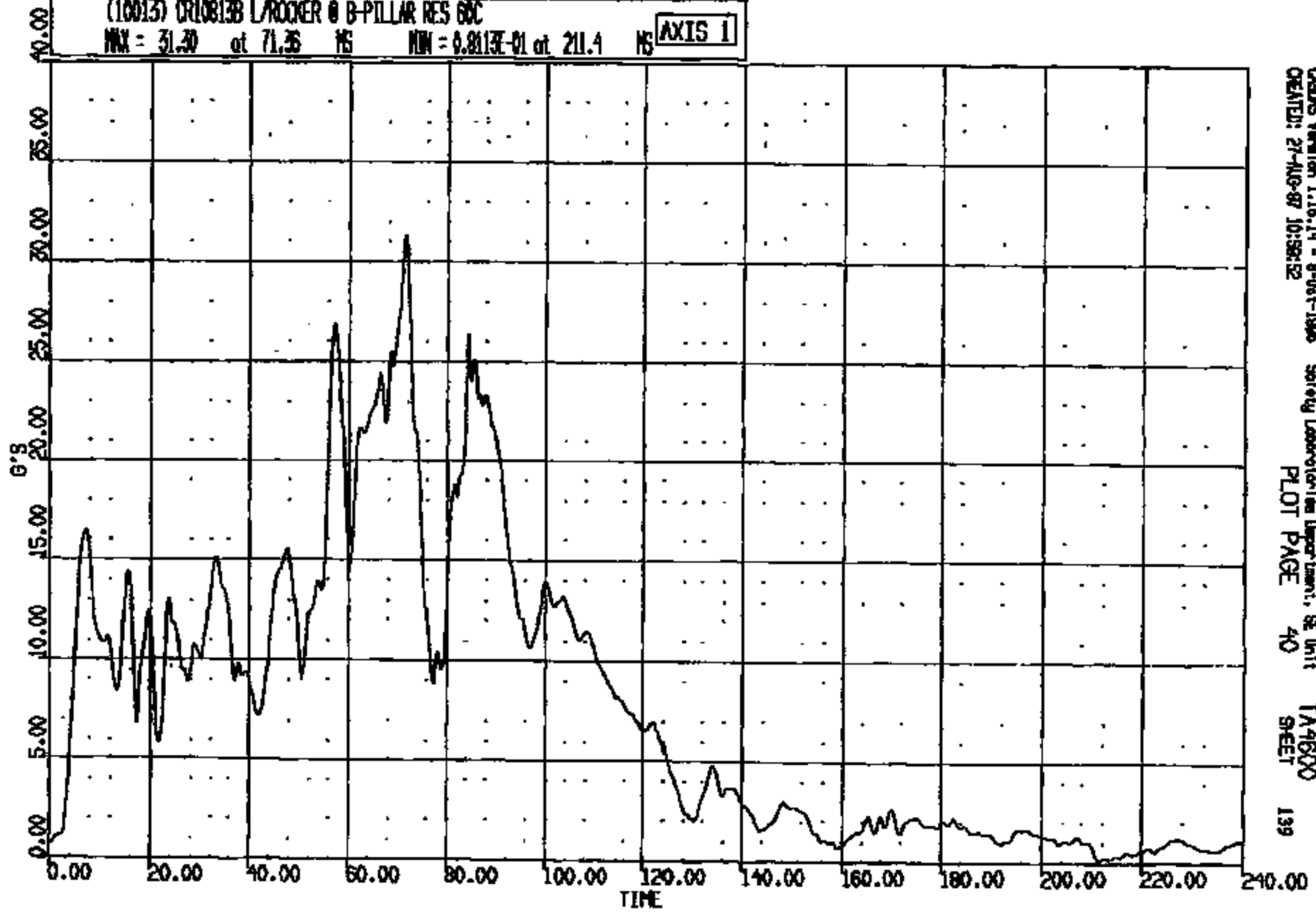


CARDAS Version 1.18.14 - 8-Oct-1988 Safety Laboratories Department, SE Unit TA4600
CREATED: 27-AUG-87 11:01:57 PLOT PAGE 118 SHEET 138

CRTS 0010813

CR R: 10813 TO: TA4600 DATE: 870827 10:11:02
199X DN-101 UNKNOWN

(10013) CR10813B L/ROCKER @ B-PILLAR RES 60C
MAX = 31.30 at 71.36 MS MIN = 0.8013E-01 at 211.4 MS **AXIS 1**



CRTS 0010813

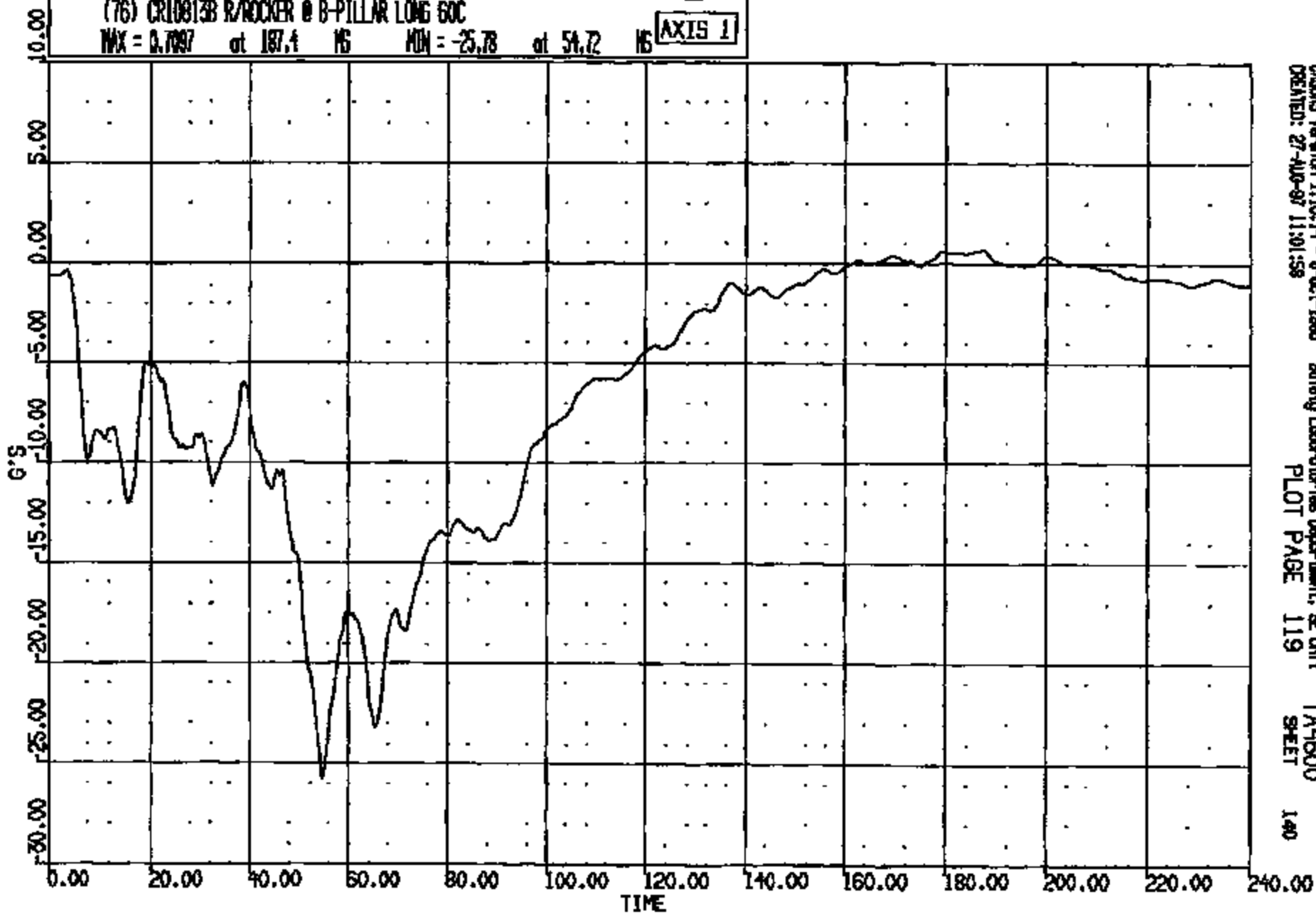
CRDS Version 1.16.14 - 8-Oct-1998 Safety Laboratory Department, SE Unit TA4600
CREATED: 27-AUG-87 10:58:52 PLOT PAGE 40 SHEET 139

CR #: 10813 TO: TA4600 DATE: 970827 10:11:02
199X DN-101 UNKNOWN

(76) CR10813B R/ROCKER @ B-PILLAR LONG 60C

MAX = 0.7897 at 187.4 MS MIN = -25.78 at 54.72 MS

AXIS 1



CRTS 0010813

CRS19 Version 1.16.14 - 8-21-1998
CREATED: 27-AUG-97 11:01:58

Safety Laboratories Department, SE Unit
PLOT PAGE 119

TA4600
SHEET

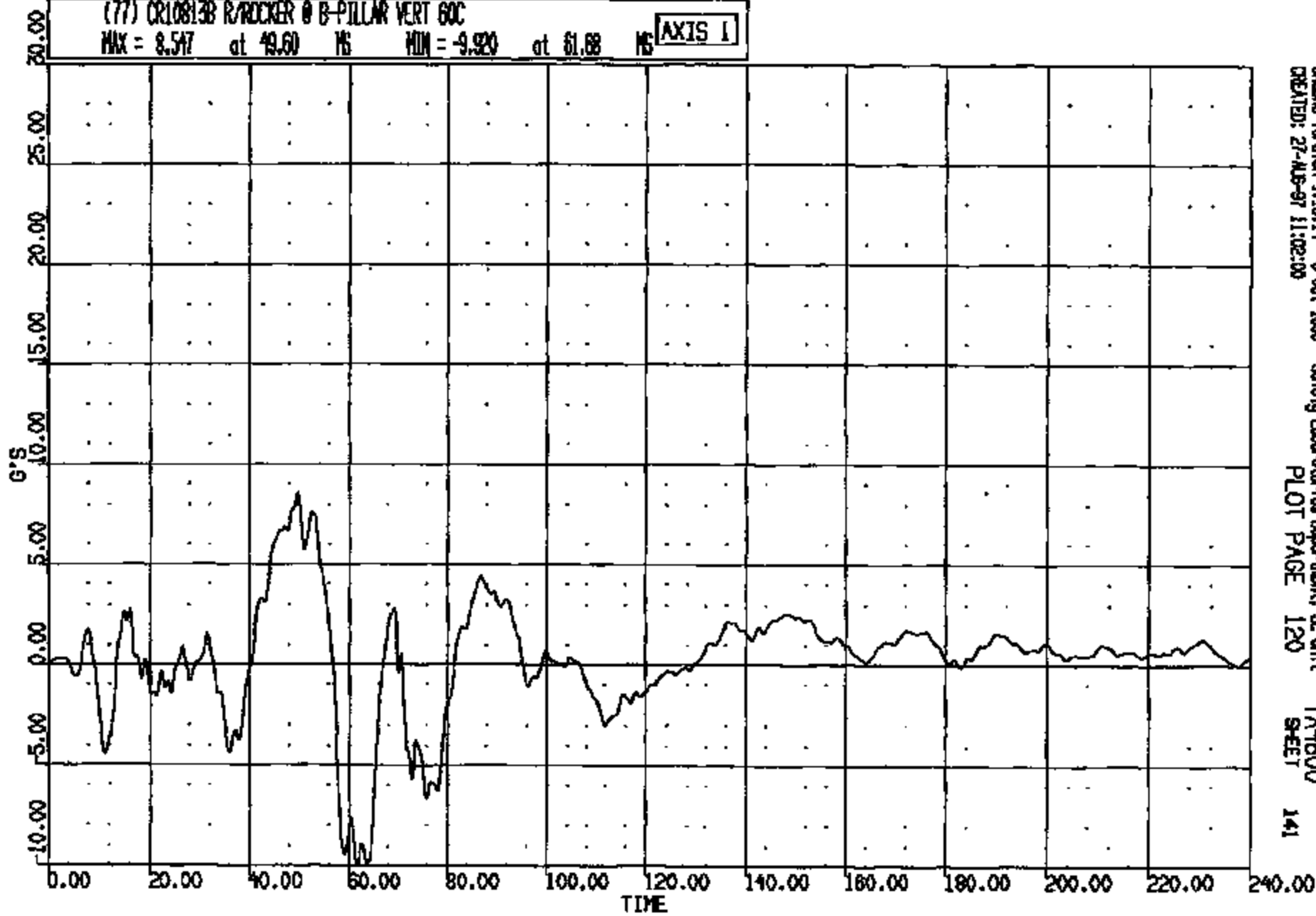
140

CR R: 10813 TO: TA4600 DATE: 970827 10:11:02
100X DN-101 UNKNOWN

(77) CR10813B R/ROCKER @ B-PILLAR VERT 60C

MAX = 8.517 at 49.60 MS MIN = -9.920 at 61.68 MS

AXIS 1



CRSINS Version 1.16.14 - 8-Oct-1998
CREATED: 27-MAR-97 11:02:00

Safety Laboratories Department, SE Unit
PLOT PAGE 120

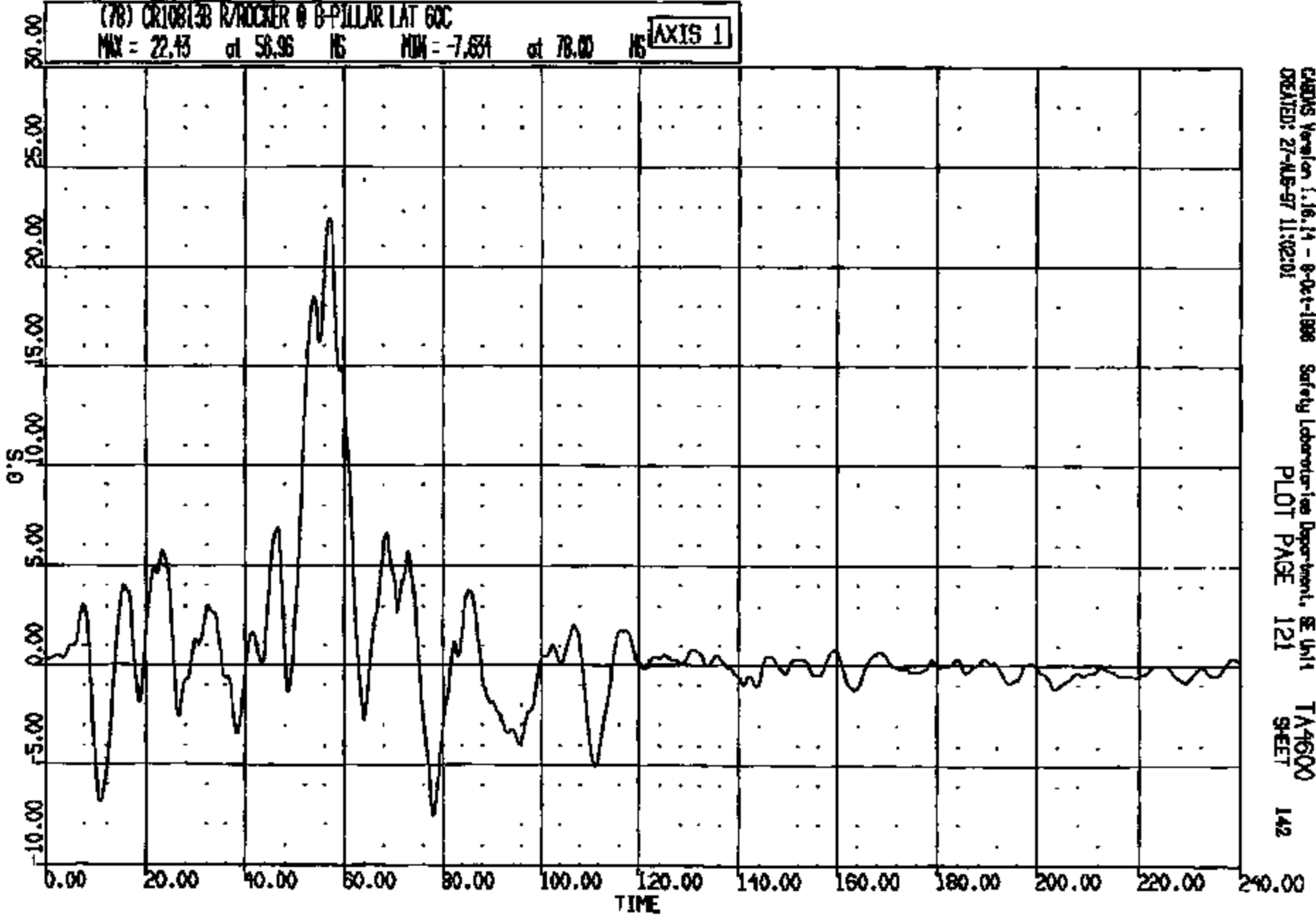
TA4600
SHEET

141

CRIS 0010813

CR R: 10813 TO: TA4600 DATE: 870827 10:11:02
199X DN-101 UNKNOWN

(78) CR10813B R/ROCKER @ B-PILLAR LAT 60C
MAX = 22.43 at 56.96 NS MIN = -7.634 at 78.00 NS [AXIS 1]

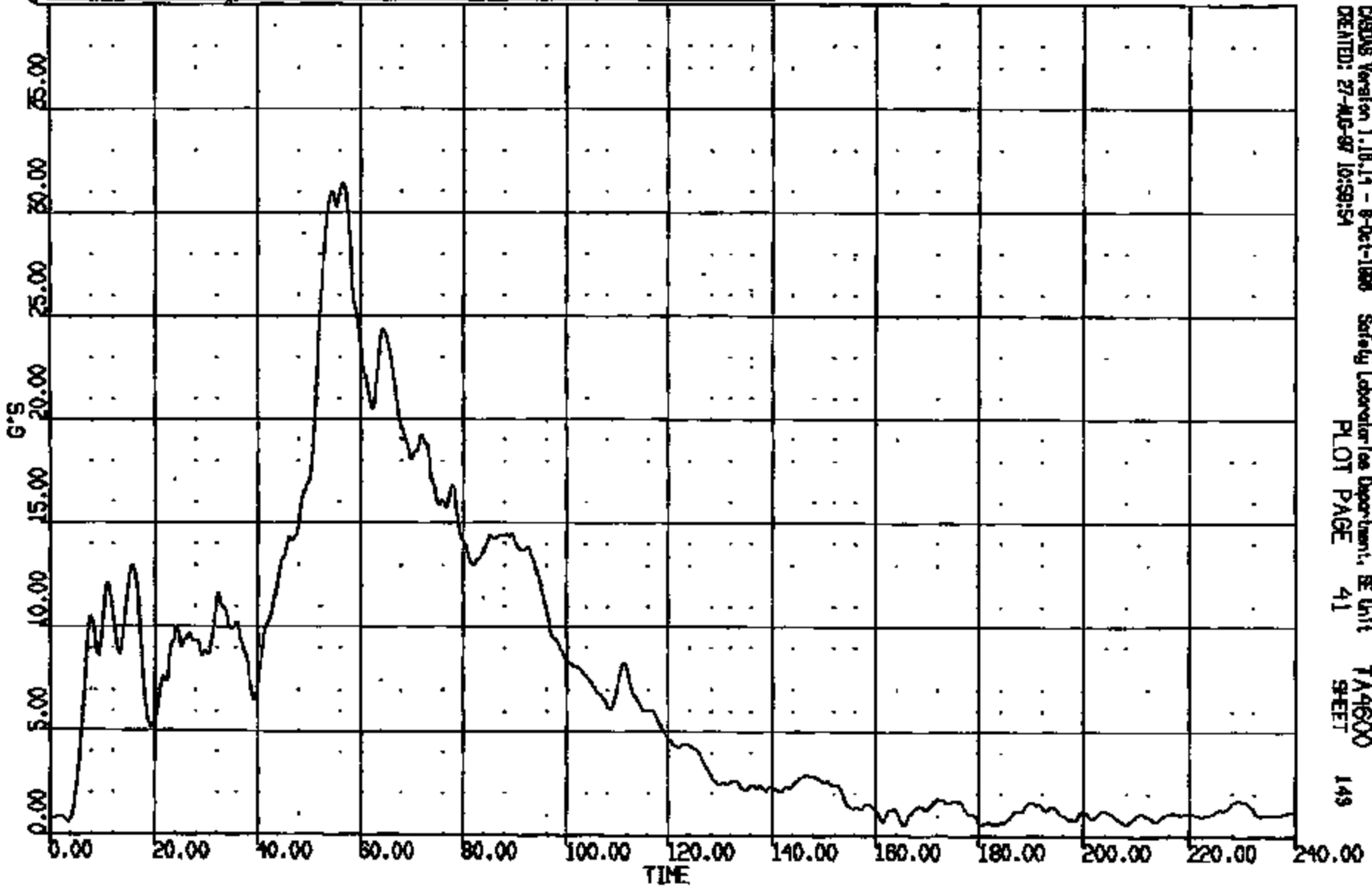


CARDAS Version 1.16.14 - 8-Oct-1988 Safety Laboratories Department, SE Unit TA4600
CREATED: 27-AUG-97 11:02:01 PLOT PAGE 121 SHEET 142

CRTS 0010813

CR R: 10813 TO: TA4600 DATE: 270827 10:11:02
100X DN-101 UNKNOWN

(10014) CR108133 R/ROCKER @ B-PILLAR RES 6DC
MAX = 31.39 at 56.64 MS MIN = 0.495 at 165.4 MS **AXIS 1**

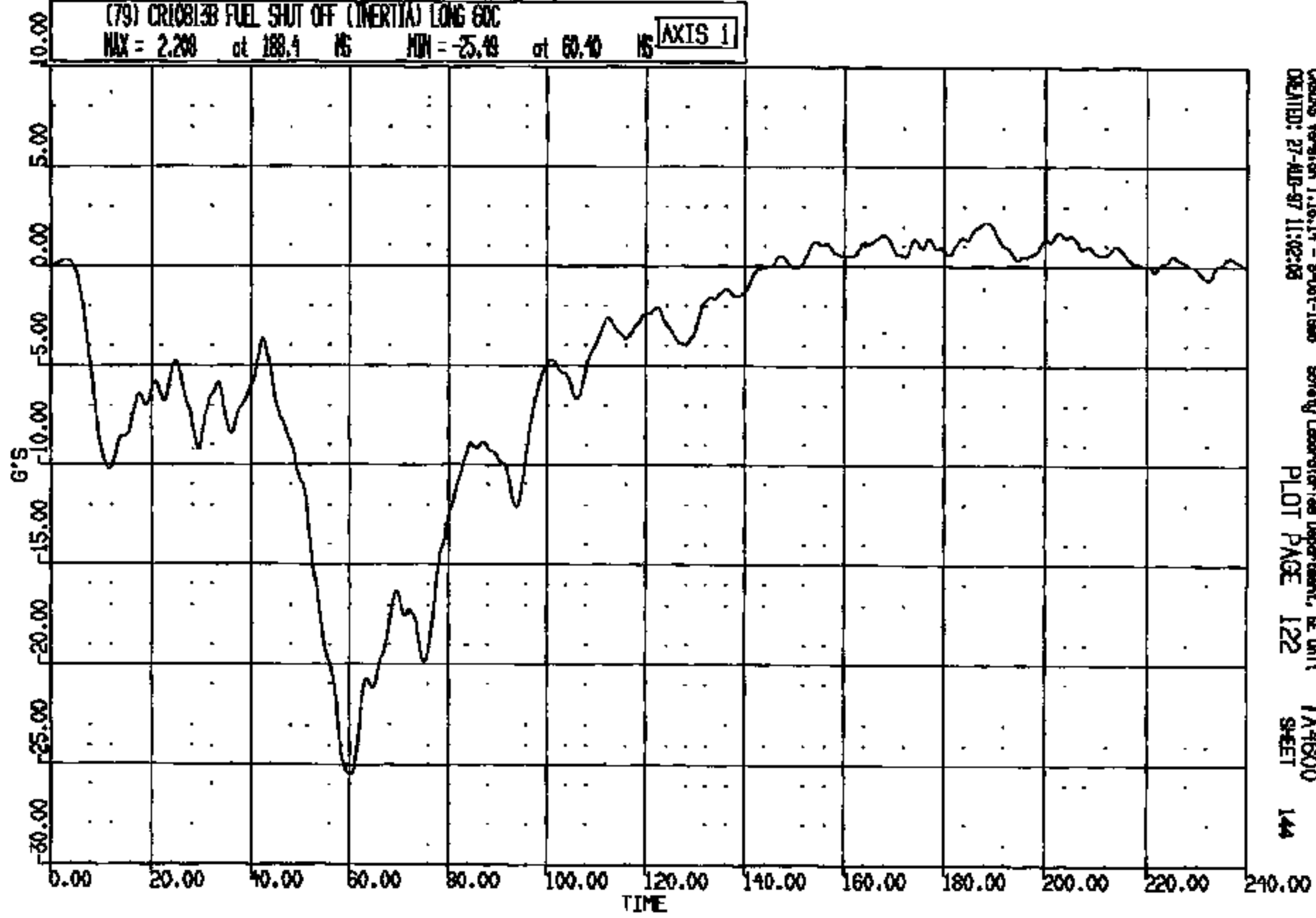


CR108133

CASDS Version 1.10.14 - 8-Oct-1990 Safety Laboratory Department, SE Unit TA4600
CREATED: 27-AUG-87 10:59:54 PLOT PAGE 41 SHEET 149

CR #: 10813 TO: TA4600 DATE: 970827 10:11:02
199X DN-101 UNKNOWN

(79) CR108133 FUEL SHUT OFF (INERTIA) LONG 60C
MAX = 2.208 at 188.4 NS MIN = -25.49 at 60.40 NS [AXIS 1]



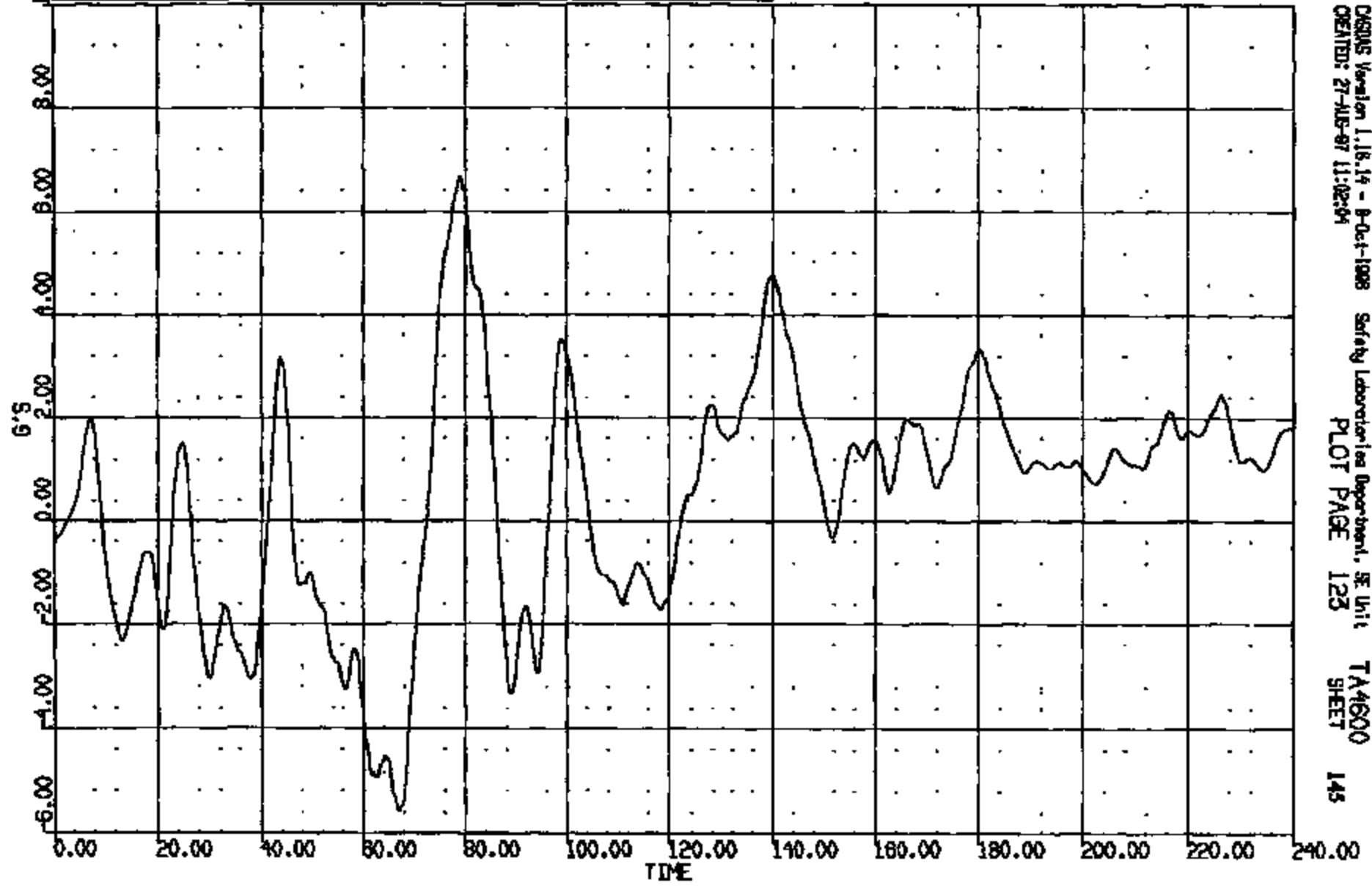
CR13 0010813

CRS Version 1.16.14 - 9-Oct-1998 Safety Laboratories Department, SE Unit TA4600
CREATED: 27-AUG-97 11:02:08 PLOT PAGE 122 SHEET 144

CR R: 10813 TO: TA4600 DATE: 870827 10:11:02
189X DN-101 UNKNOWN

(80) CR10813B FUEL SHUT OFF (INERTIA) VERT GOC
MAX = 8.689 at 78.88 MS MIN = -5.587 at 66.88 MS

AXIS 1



CRTS 0010813

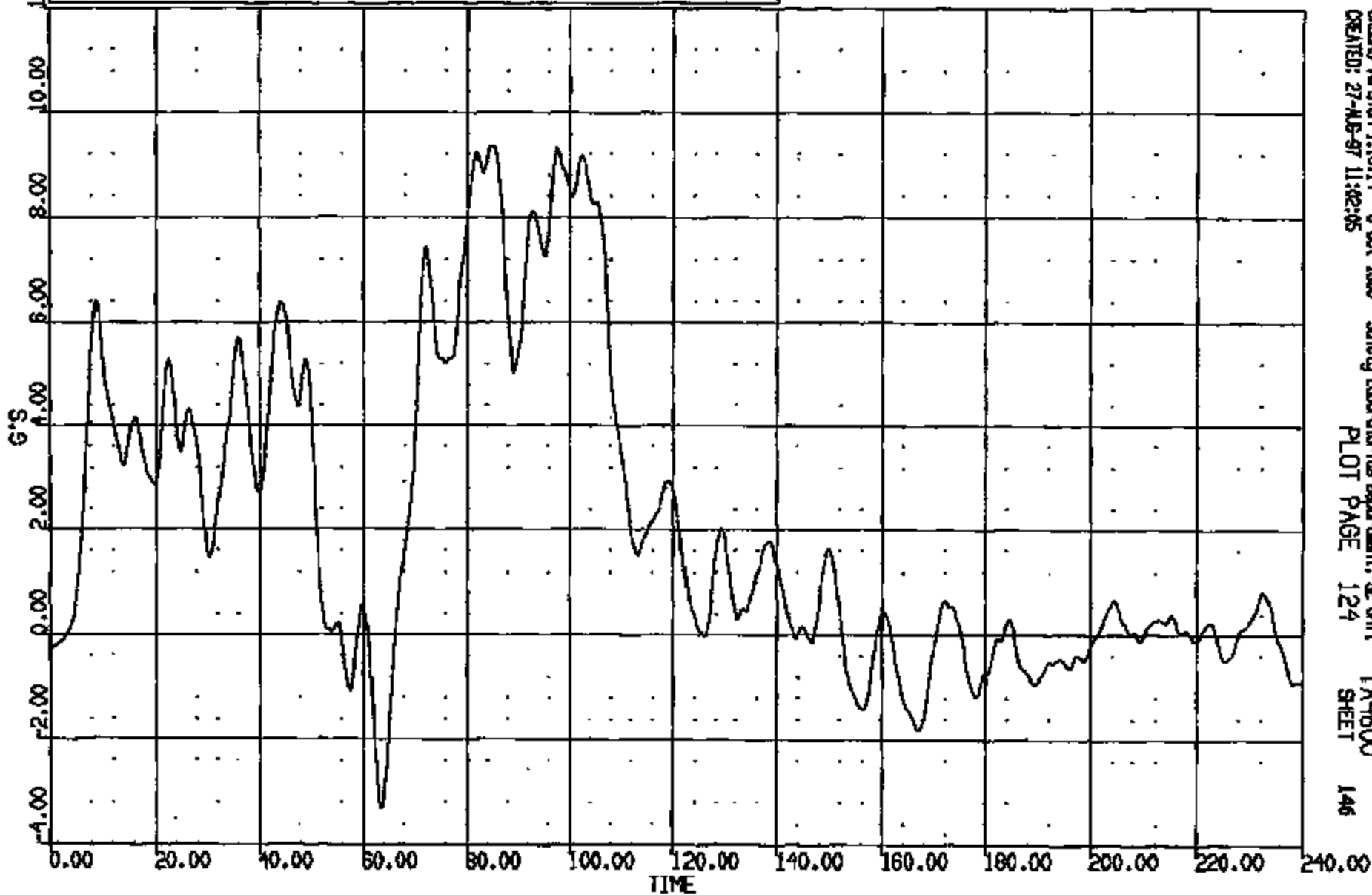
CRSINS Version 1.18.14 - 8-Oct-1988 Safety Laboratory Department, SE Unit TA4600
CREATED: 27-AUG-87 11:02:34 PLOT PAGE 123 SHEET 145

PR R: 10813 TO: TA4600 DATE: 970827 10:11:02
188X DN-101 UNKNOWN

(81) CR108133 FUEL SHUT OFF (INERTIA) LAT 60C

MAX = 9.338 at 85.04 MS MIN = -3.310 at 63.60 MS

AXIS 1



CAEMG Version 1.16.14 - 8-Oct-1996
CREATED: 27-AUG-97 11:52:05

Safety Laboratories Department, SE Unit
PLOT PAGE 124

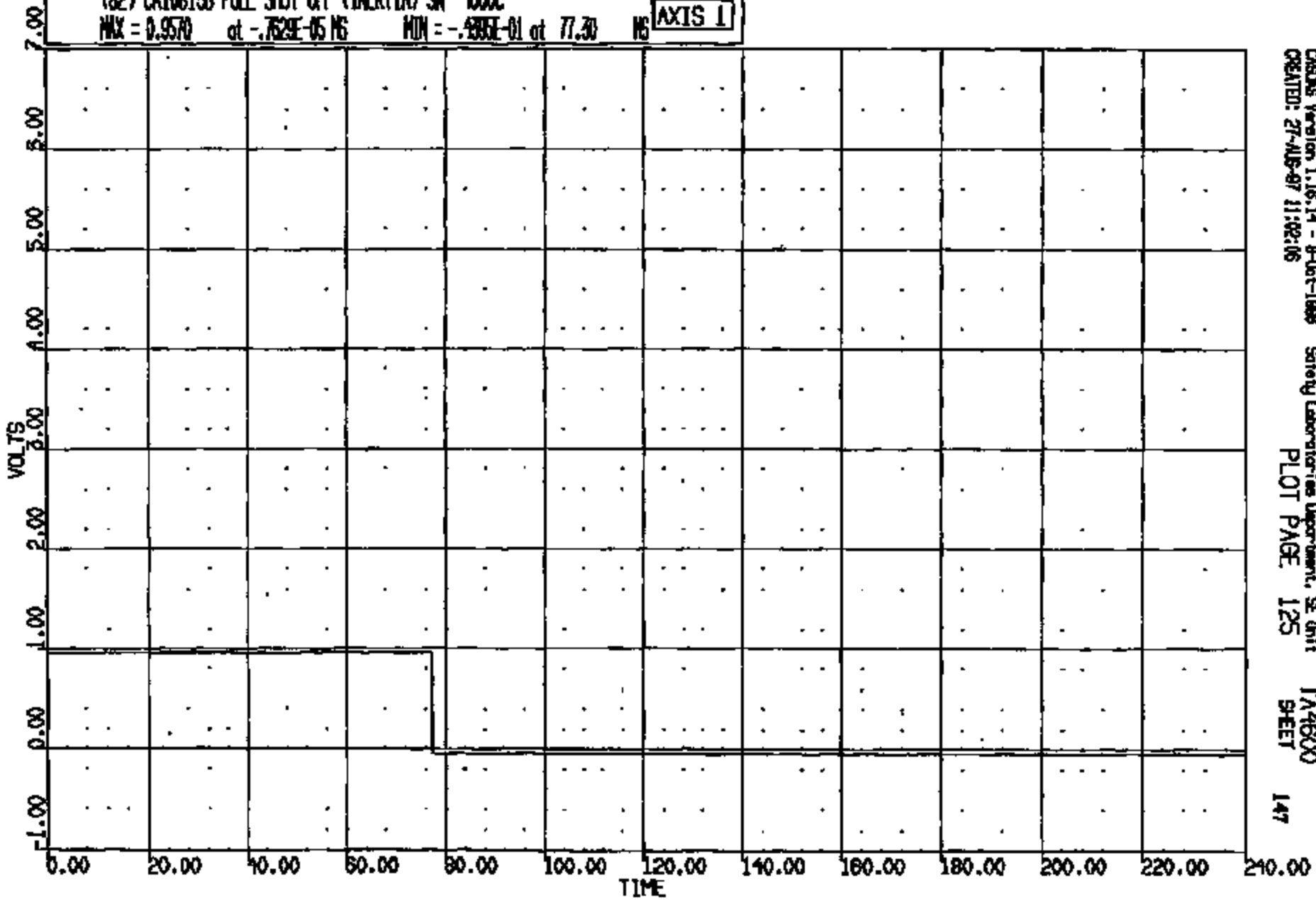
TA4600
SHEET

146

CRIS 0010813

CR R: 10815 TO: TA4600 DATE: 970827 10:11:02
180X DN-101 UNKNOWN

(82) CR108133 FUEL SHUT OFF (INERTIA) SN 400C
MAX = 0.9570 at -.7529E-05 MS MIN = -.936E-01 at 77.30 MS **AXIS 1**



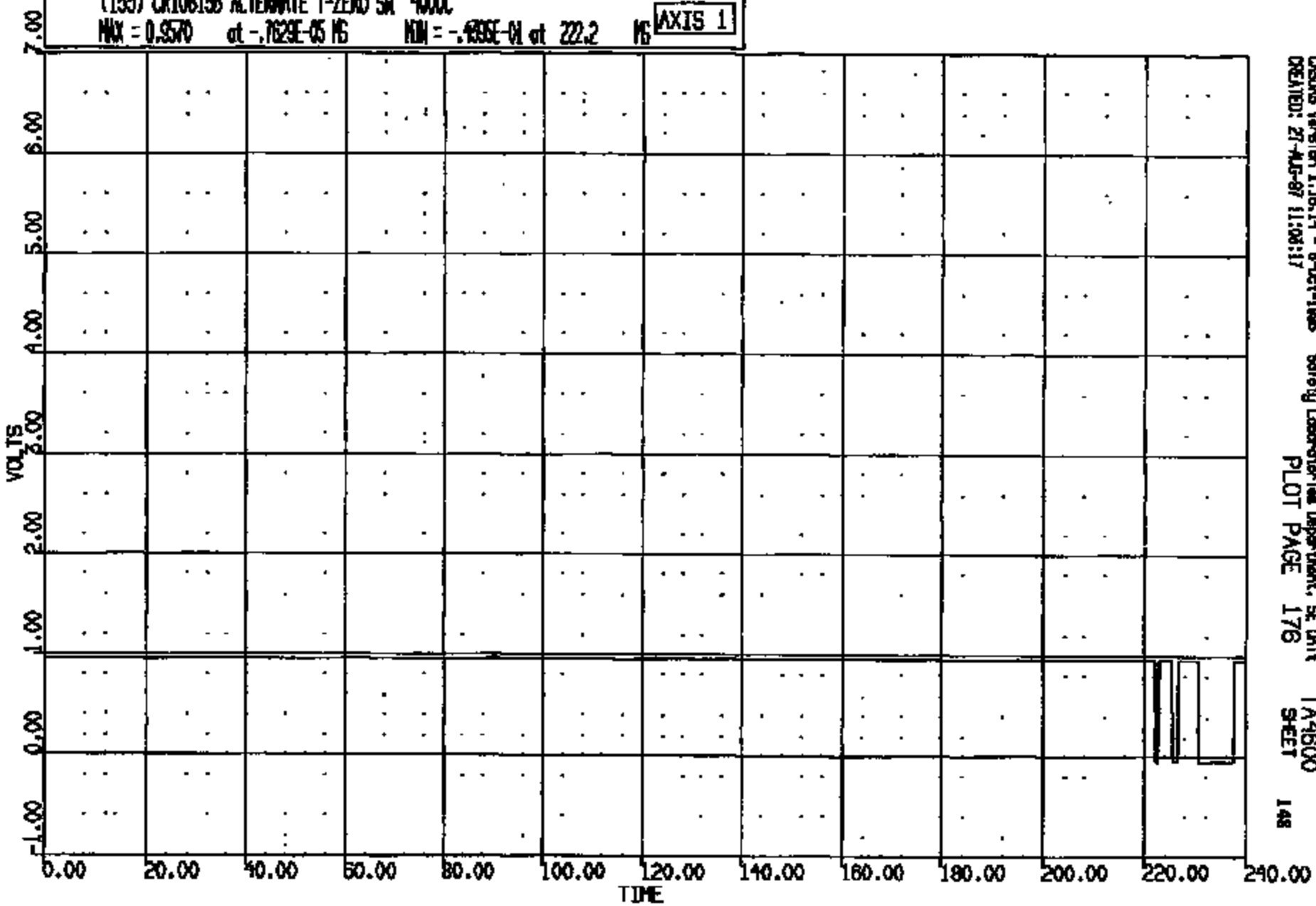
CR108133

CR R: 10813 TO: TA4600 DATE: 970827 10:11:02
100X DN-101 UNKNOWN

(133) CR10813B ALTERNATE T-ZERO SW 4000C

MAX = 0.8570 at -.7629E-05 MS MIN = -.939E-01 at 222.2 MS

AXIS 1

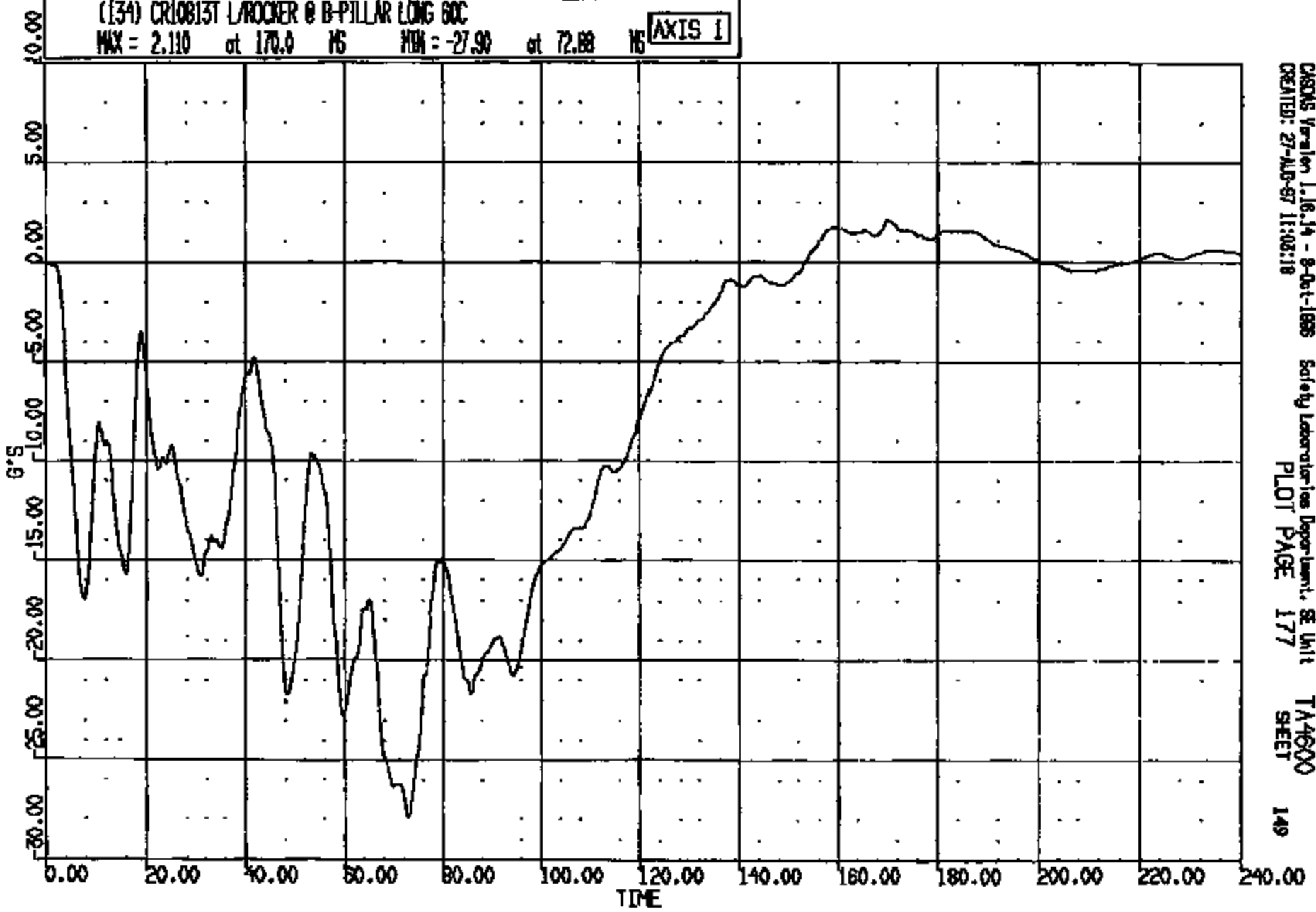


CASIMS Version 1.18.14 - 8-Oct-1998 Safety Laboratory Department, SE Unit TA4600
CREATED: 27-AUG-97 11:08:17 PLOT PAGE 176 SHEET 148

CRTS 0010813

CR R: 10813 TO: TA4600 DATE: 970827 10:11:02
198X DN-101 UNKNOWN

(134) CR10813T L/ROCKER @ B-PILLAR LONG GOC
MAX = 2.110 at 170.0 MS MIN = -27.90 at 72.88 MS **AXIS 1**

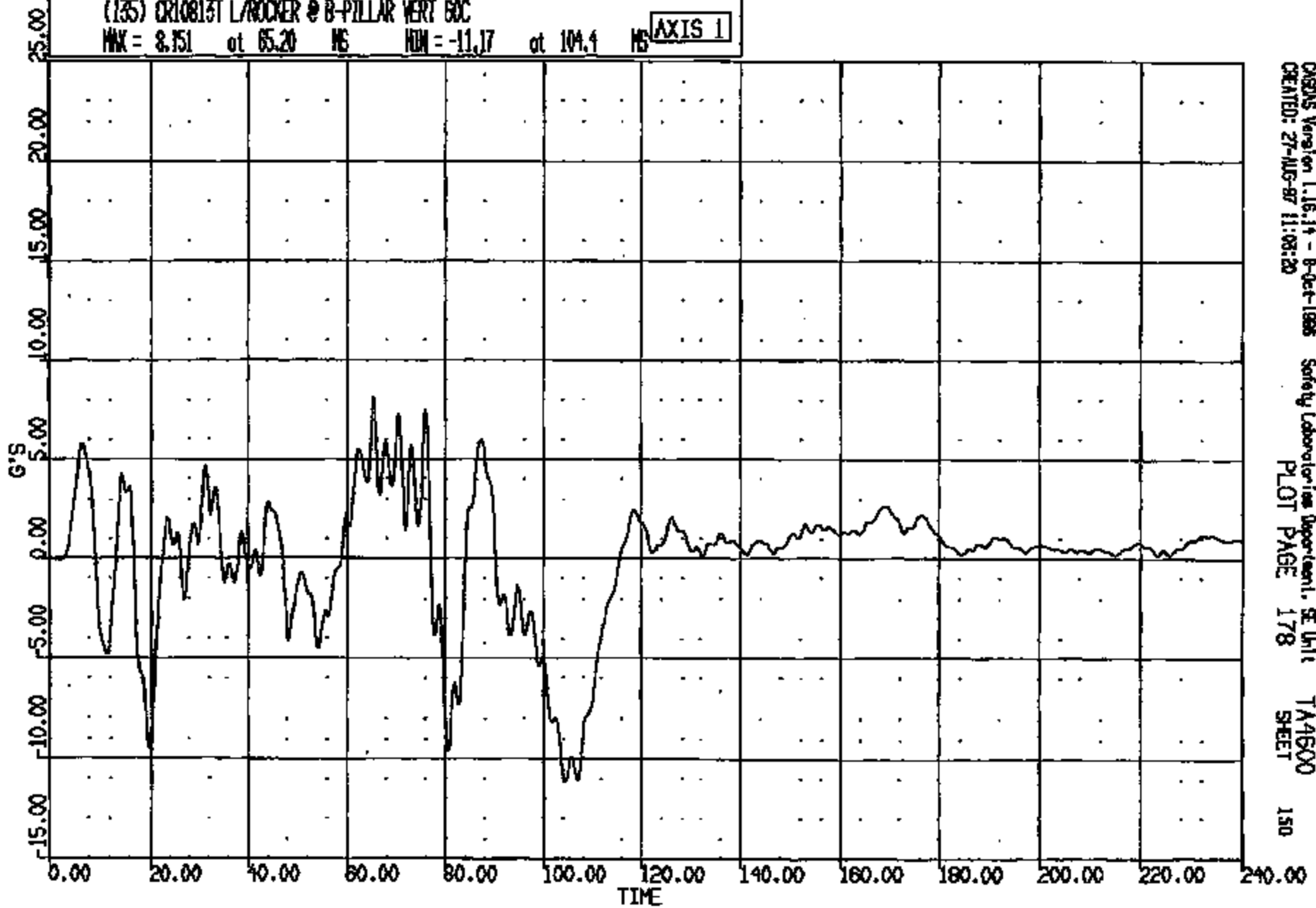


CASONS Version 1.16.14 - 8-Oct-1999 Safety Laboratories Department, SE Unit TA4600
CREATED: 27-AUG-97 11:08:18 PLOT PAGE 177 SHEET 149

CRTS 0010813

DR R: 10813 TO: TA4600 DATE: 970827 10:11:02
199X DN-101 UNKNOWN

(135) CR10813T L/ROCKER @ B-PILLAR WERT SOC
MAX = 8.151 at 65.20 NS MIN = -11.17 at 101.1 NS **AXIS 1**



CRS25 Version 1.16.14 - 8-Oct-1995
CREATED: 27-AUG-97 11:08:20

Safety Laboratories Department, SE Unit
PLOT PAGE 178

TA4600
SHEET 150

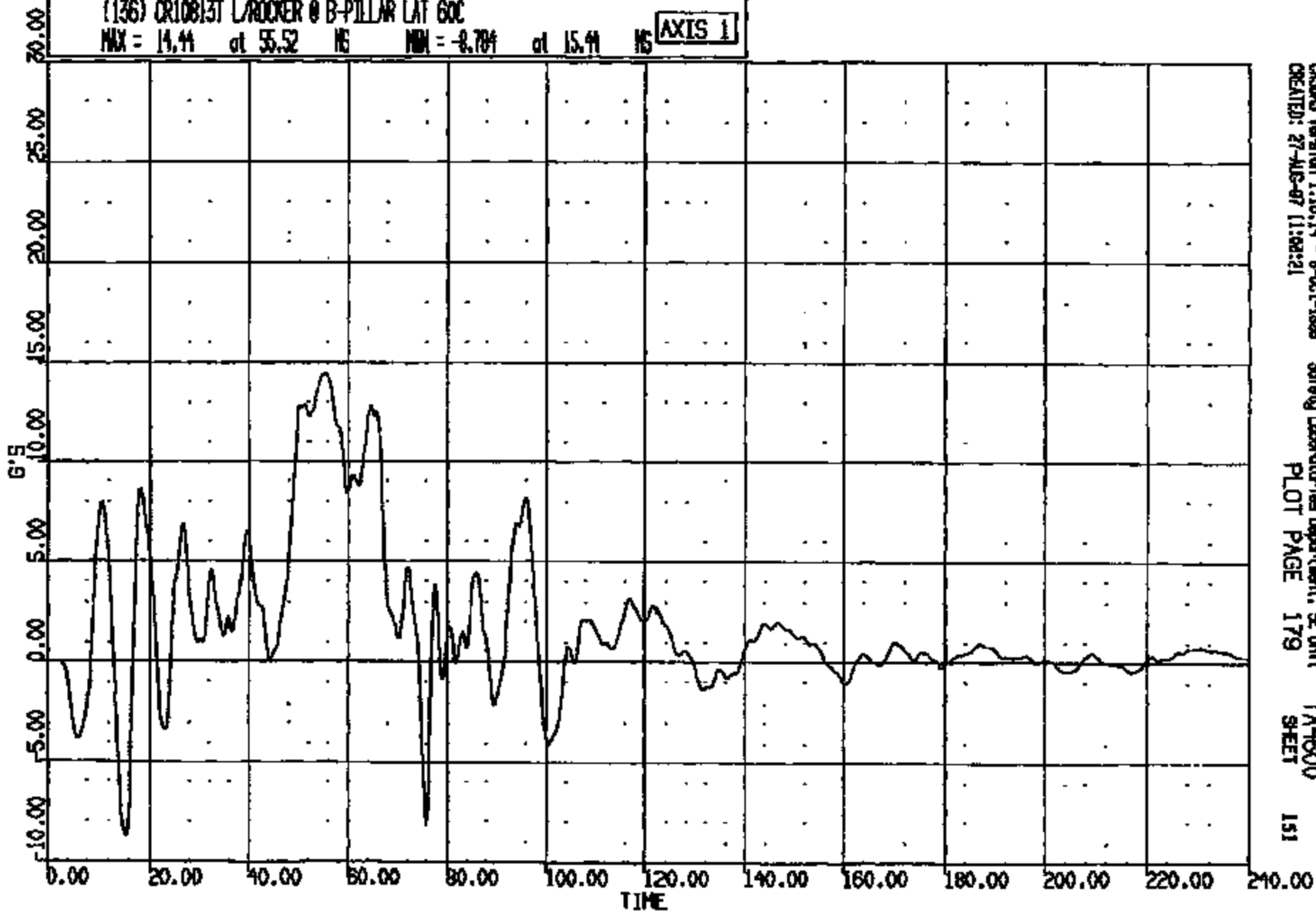
CRTS 0010813

CR R: 10913 TO: TA4800 DATE: 970927 10:11:02
109X ON-101 UNKNOWN

(136) CR10813T L/ROCKER @ B-PILLAR LAT 60C

MAX = 14.41 at 55.52 NS MIN = -8.704 at 15.41 NS

AXIS 1



CASINS Version 1.18.14 - 9-01-1998
CREATED: 27-AUG-97 11:08:21

Safety Laboratories Department, SE Unit
PLOT PAGE 179

TA4800
SHEET

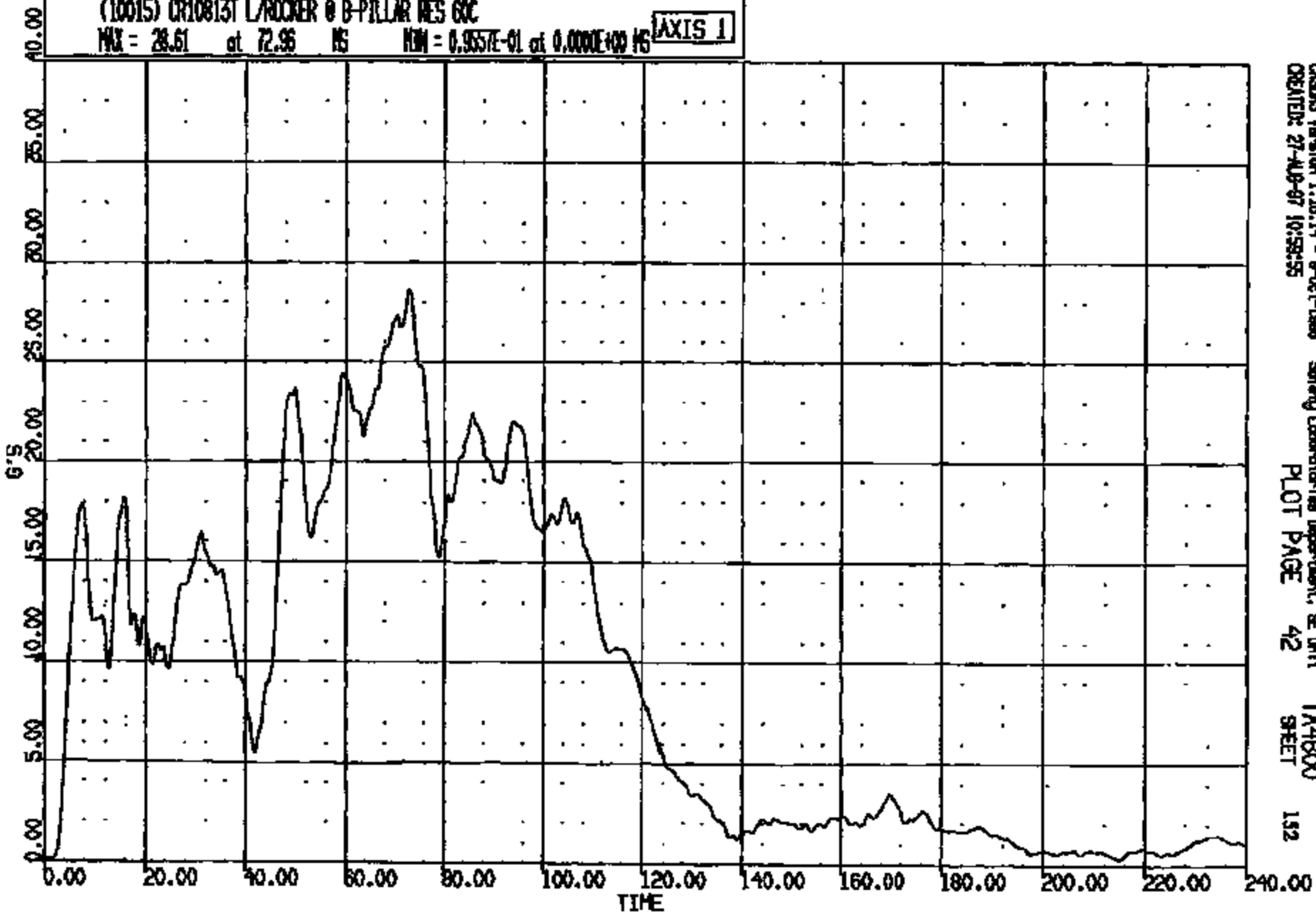
151

CRTS 0010813

CR R: 10015 TO: TA4800 DATE: 870827 10:11:02
100X DN-101 UNKNOWN

(10015) CR10813T L/ROCKER @ B-PILLAR MES GOC
MAX = 28.61 at 72.96 MS MIN = 0.9557E-01 at 0.000E+00 MS

AXIS 1



CRSIS Version 1.16.14 - 8-Oct-1988 Safety Laboratories Department, BE Unit
CREATED: 27-AUG-87 10:59:55
PLOT PAGE 42 TA4800
SHEET 152

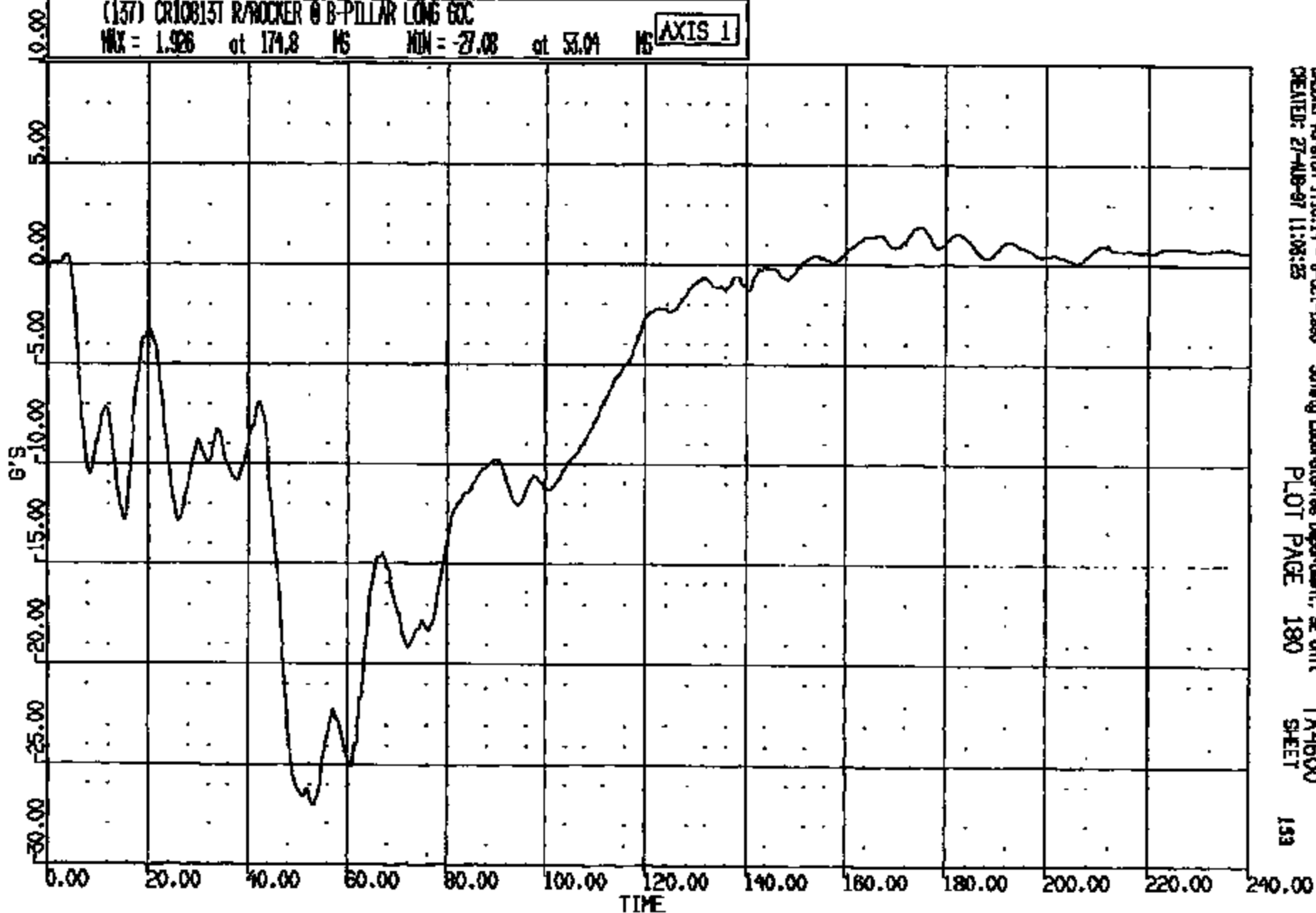
CRIS 0010813

CR R: 10813 TO: TA4600 DATE: 970827 10:11:02
199X DN-101 UNKNOWN

(137) CR10813T R/ROCKER @ B-PILLAR LONG GOC

MAX = 1.926 at 174.8 MS MIN = -27.08 at 53.04 MS

AXIS 1



CRS015 Version 1.16.14 - 8-Oct-1996
CREATED: 27-AUG-97 11:08:23

Safety Laboratories Department, SE Unit
PLOT PAGE 180

TA4600
SHEET

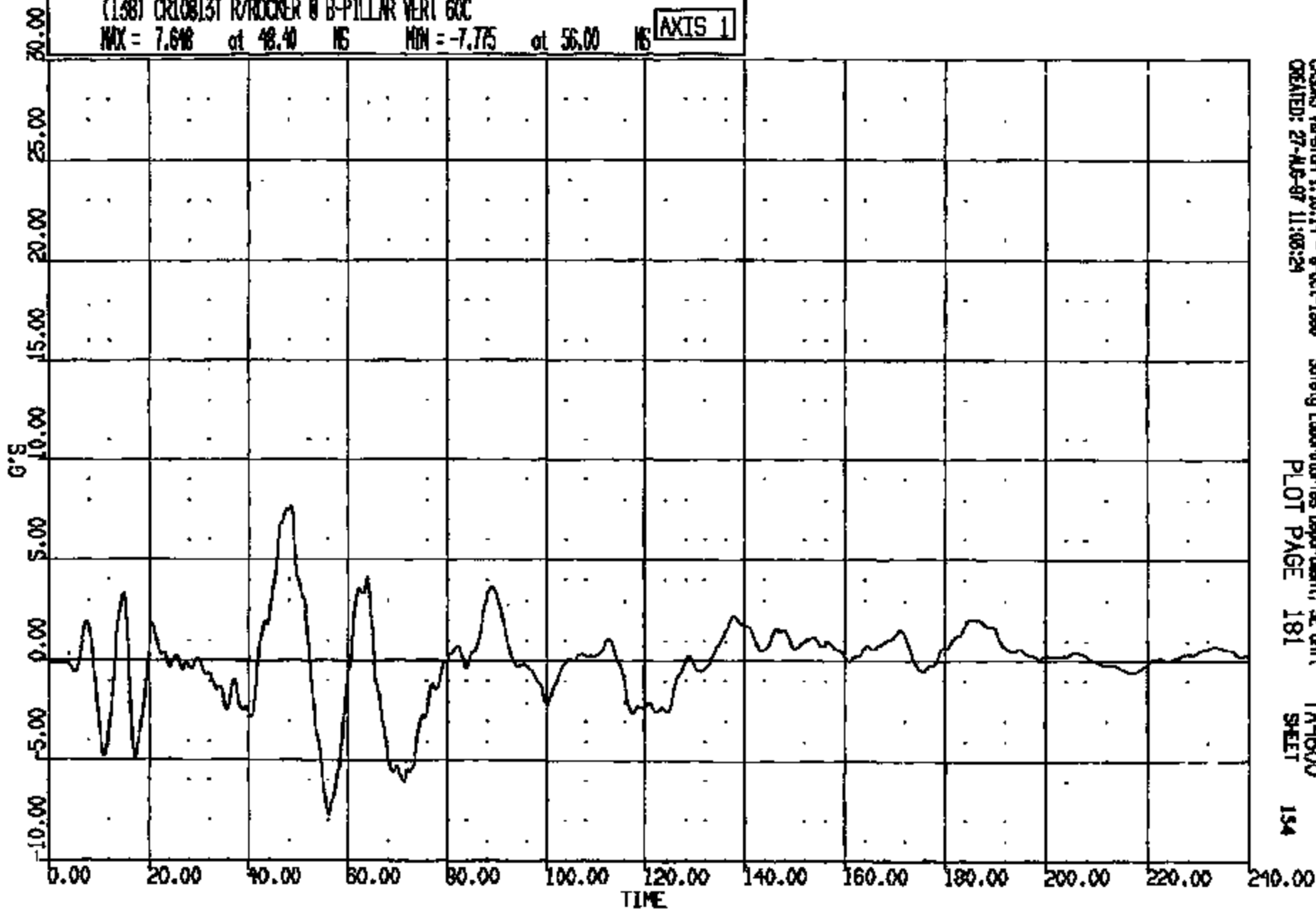
153

CRIS 0010813

CR R: 10815 TO: TA4600 DATE: 870827 10:11:02
199X DN-101 UNKNOWN

(138) CR10813T R/ROCKER @ B-PILLAR VERT GOC
MAX = 7.648 at 48.40 NS MIN = -7.775 at 56.00 NS

AXIS 1



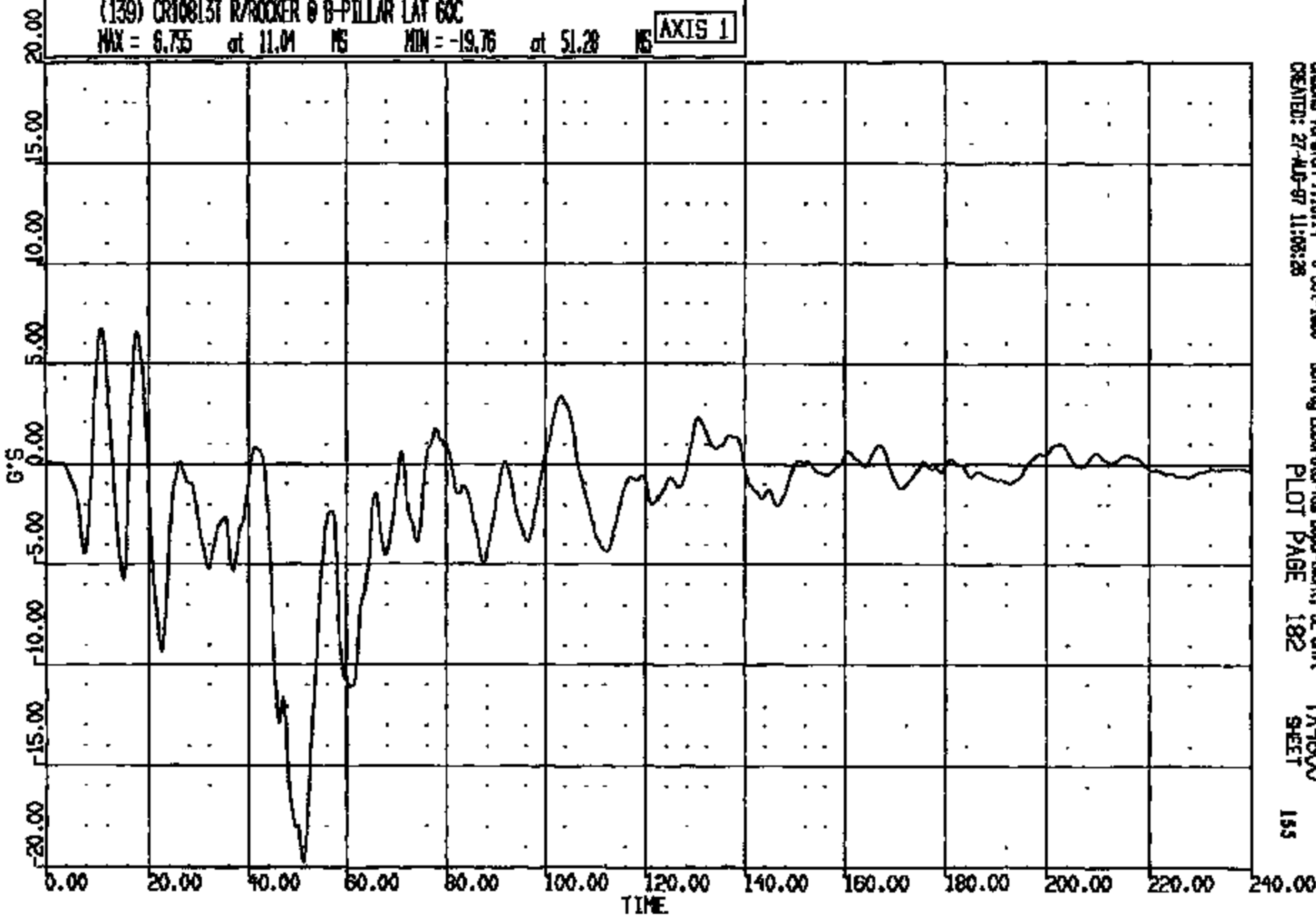
CASAS Version 1.16.14 - 8-Oct-1988 Safety Laboratories Department, SE Unit TA4600
CREATED: 27-AUG-87 11:08:24 PLOT PAGE 181 SHEET 154

CRTS 0010813

CR #: 10813 TO: TA4600 DATE: 970827 10:11:02
189X DN-101 UNKNOWN

(139) CR10813T R/ROCKER @ B-PILLAR LAT 60C
MAX = 6.75 at 11.01 NS MIN = -19.76 at 51.28 NS

AXIS 1

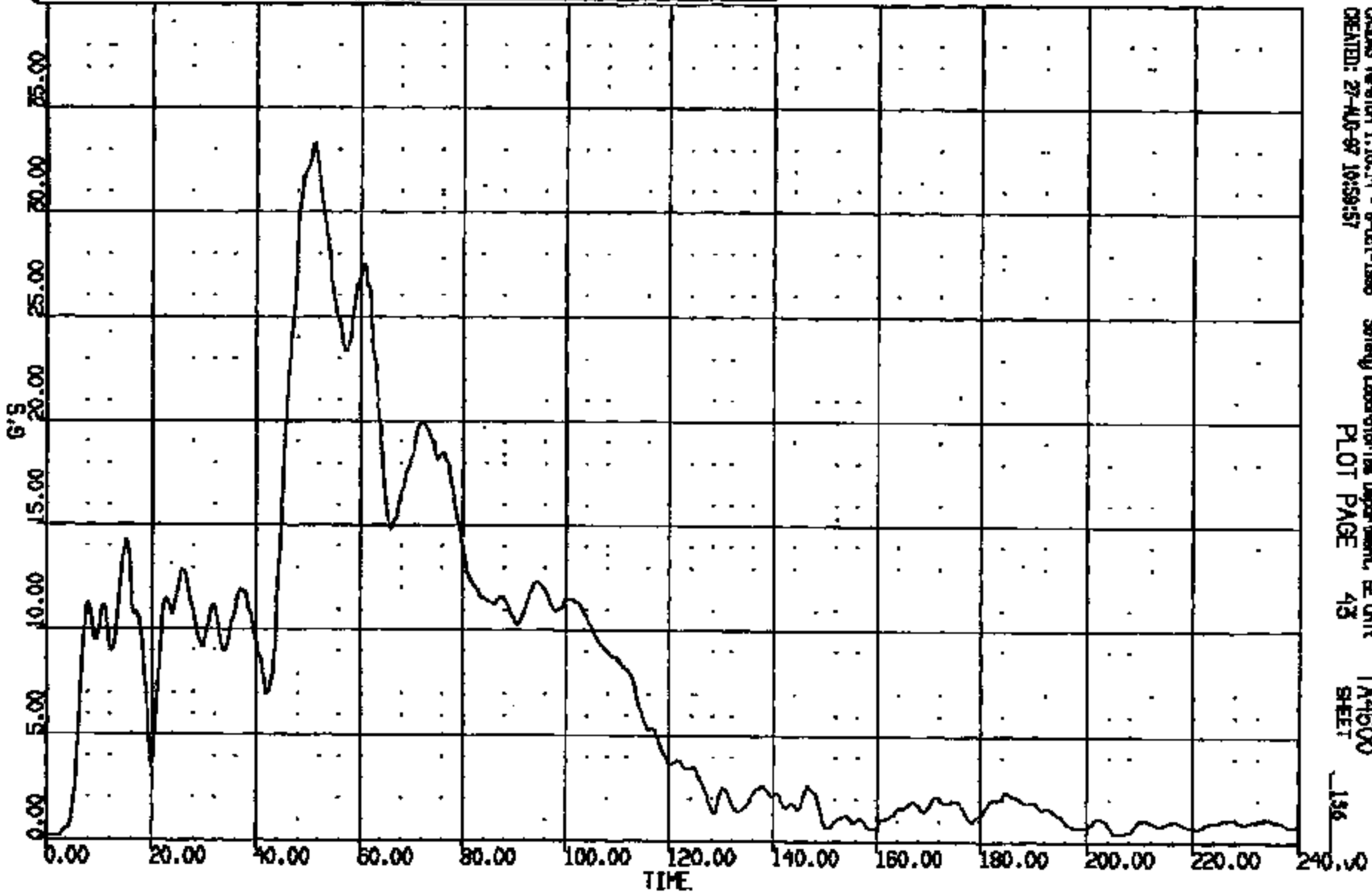


CRSIS Version 1.18.14 - 8-Oct-1999 Safety Laboratories Department, SE Unit TA4600
CREATED: 27-AUG-97 11:58:28 PLOT PAGE 182 SHEET 155

CRIS 0010813

CR R: 10813 TO: TA4600 DATE: 970827 10:11:02
199X DN-101 UNKNOWN

(10016) CR108131 R/ROCKER @ B-PILLAR RES 60C
MAX = 33.28 at 51.12 MS MIN = 0.1532 at 2.320 MS **AXIS 1**



CAONS Version 1.16.14 - 8-Oct-1996 Safety Laboratories Department, EE Unit
CREATED: 27-AUG-97 10:59:57 PLOT PAGE 43 TA4600
SHEET

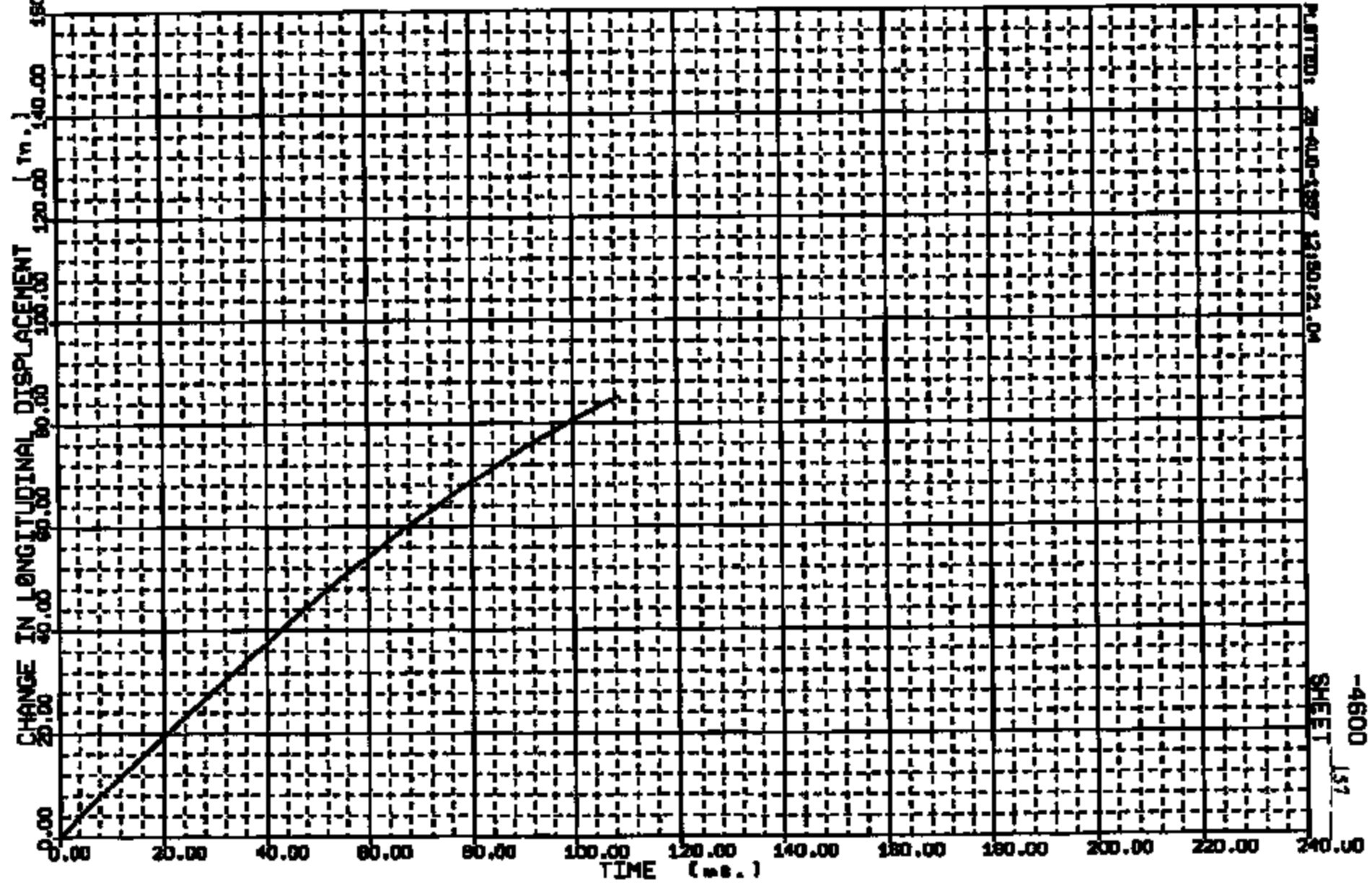
CRIS 0010813

156

Y - AXIS: L/BECKER AT B-PILLAR HRT L/BRIND REFERENCE MAX = 84.95 at 109.00 MIN = 0.0000E+00 at 0.00

RUN NO.	FACILITY	TEST ORDER NO.	FILM ANALYSIS METHOD	PITCH CORRECTION
10813	BARRIER	-4600	SCALE	NOT APPLIED

199: TAURUS INTO 199: TAURUS



PLotted: 28-AUG-1987 12:50:24.04

SHEET 137

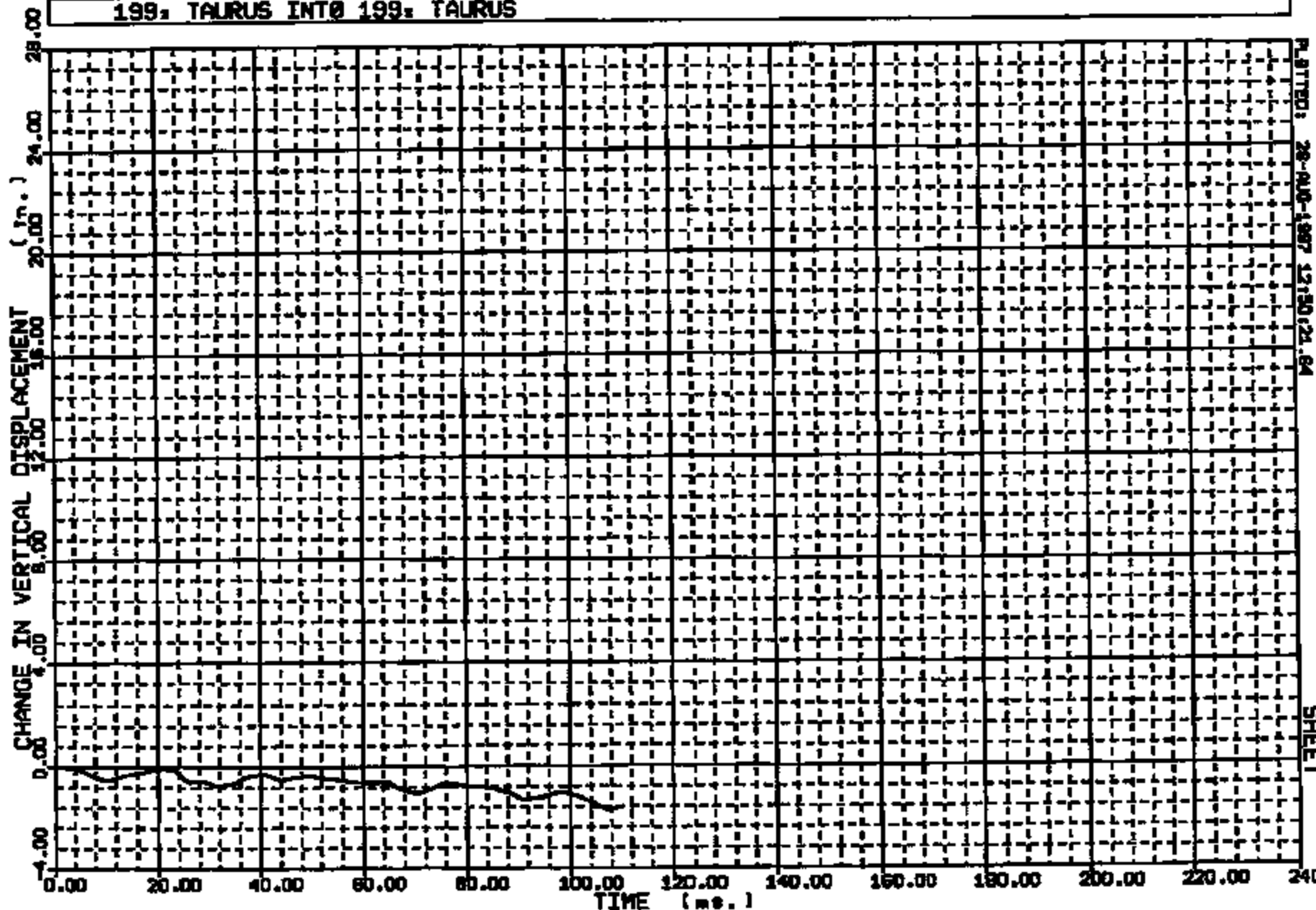
-4600

CRIS 0010813

Y - AXIS: L/ROCKER AT B-PILLAR WRT L/GROUND REFERENCE MAX = 0.0000E+00 at 0.00 MIN = -1.713 at 107.00

RUN NO.	FACILITY	TEST ORDER NO.	FILM ANALYSIS METHOD	PITCH CORRECTION
10813	BARRIER	-4600	SCALE	NOT APPLIED

199: TAURUS INT0 199: TAURUS



PLATED: 28-040-1887 12:50:21.84

SHEET

158

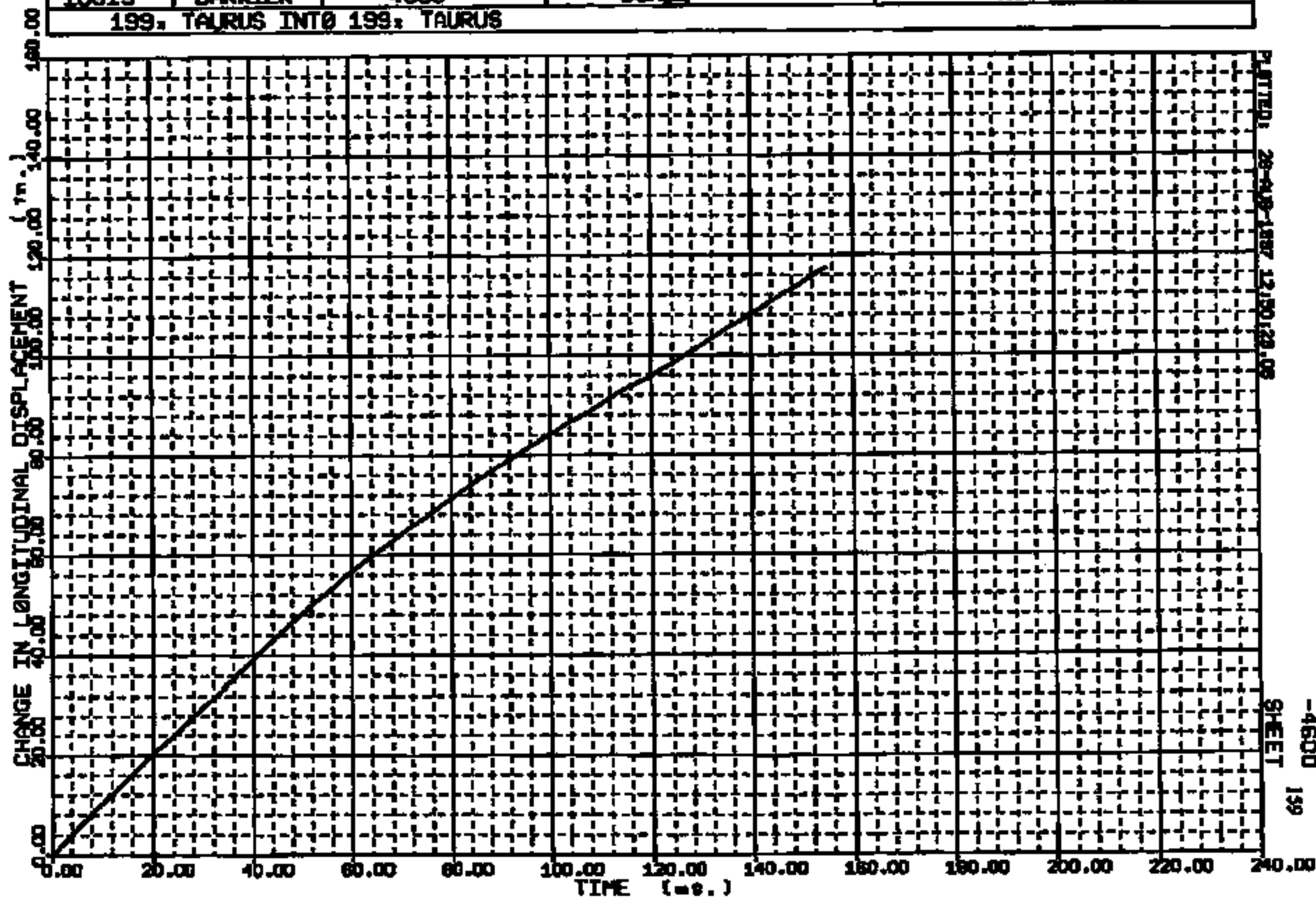
0

CRIS 0010813

-4600

Y - AXIS: R/RIDER AT B-PILLAR WRT R/BRAND REFERENCE MAX = 117.5 at 155.00 MIN = 0.0000E+00 at 0.00

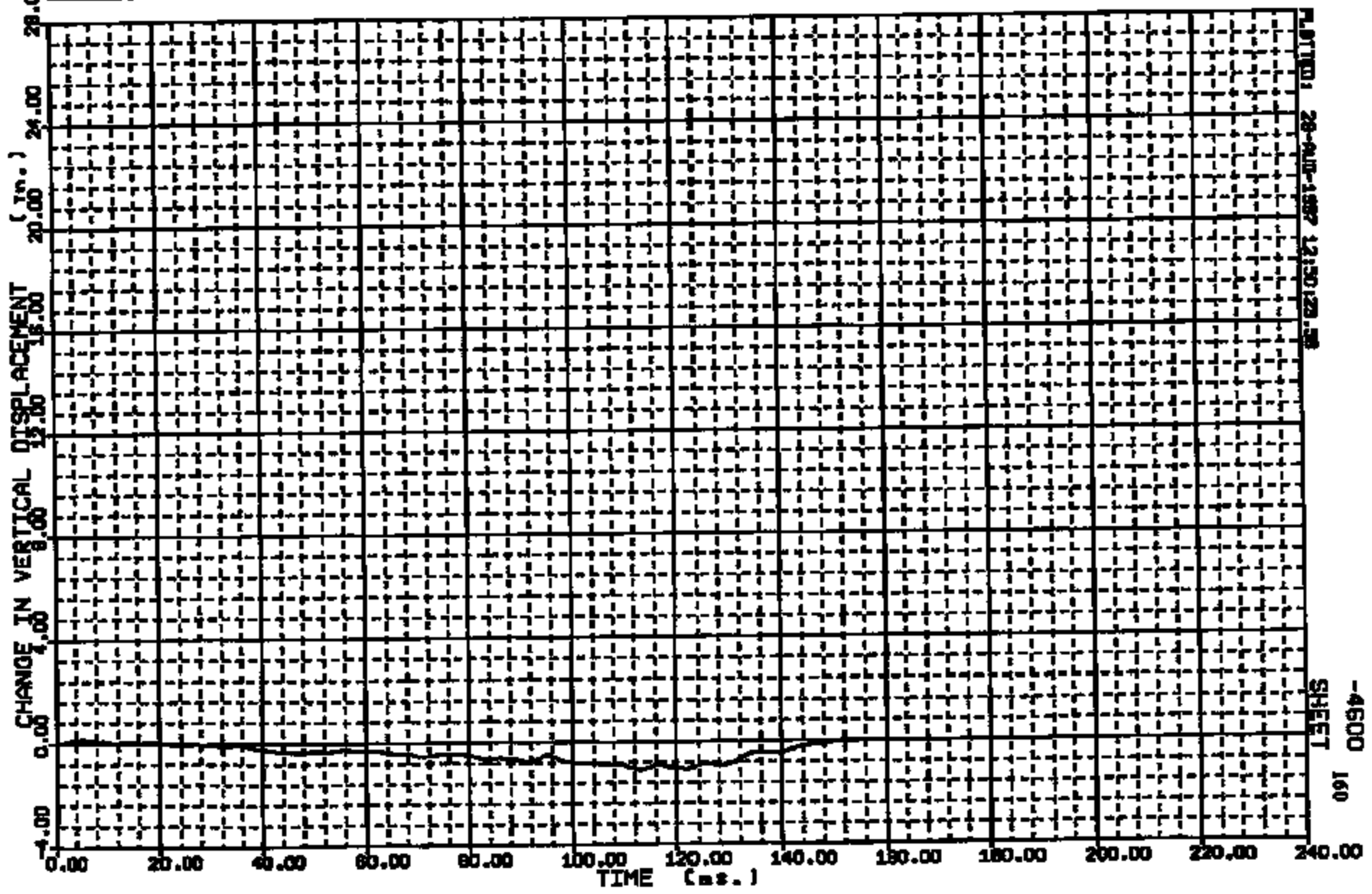
RUN NO.	FACILITY	TEST ORDER NO.	FILM ANALYSIS METHOD	PITCH CORRECTION
10813	BARRIER	-4600	SCALE	NOT APPLIED
199. TAURUS INT@ 199. TAURUS				



CRTS 0010813

Y - AXES: R/RACKER AT B-PILLAR WRT R/GROUND REFERENCE MAX = 0.1494 at 5.00 MIN = -1.117 at 122.00

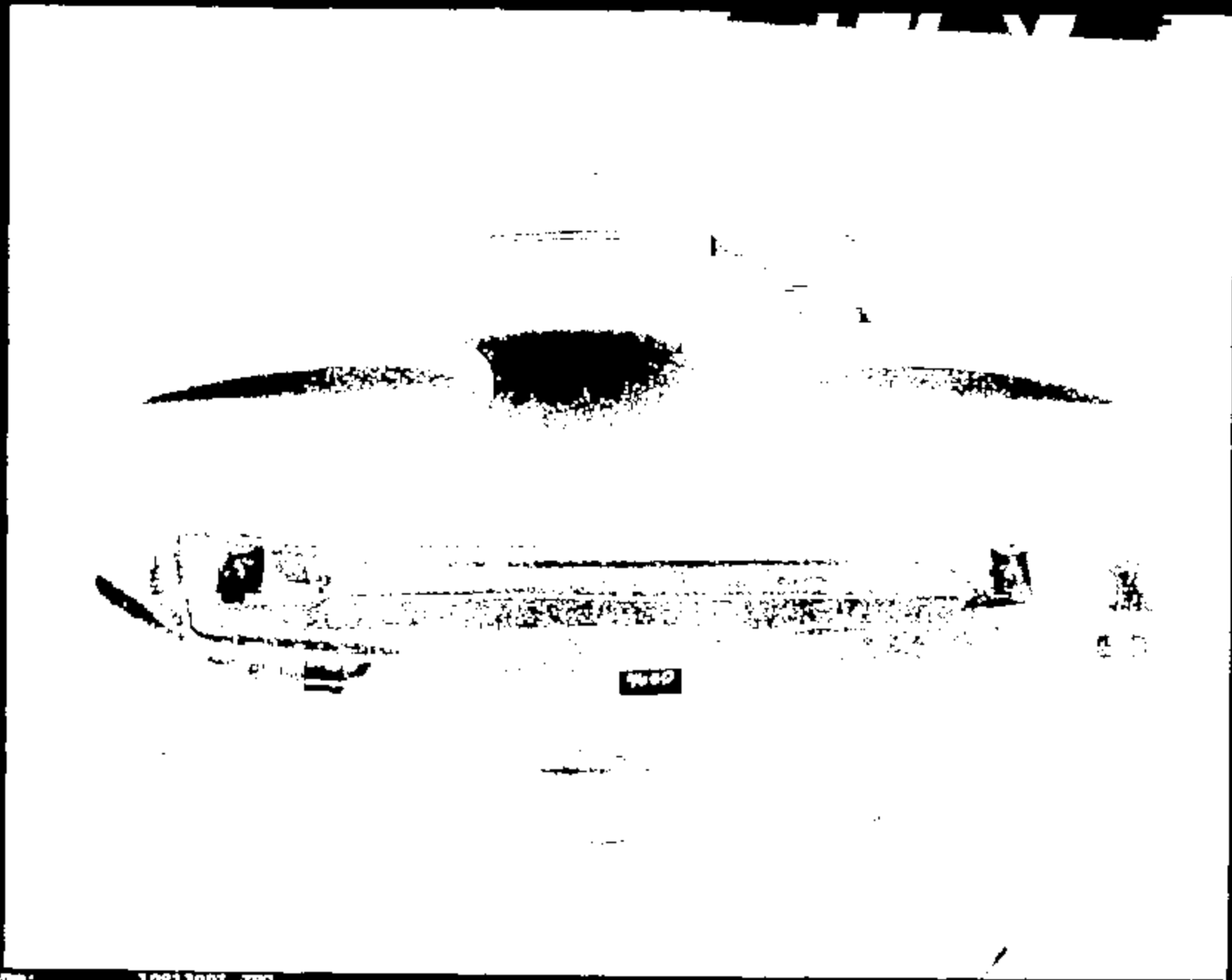
RUN NO.	FACILITY	TEST ORDER NO.	FILM ANALYSIS METHOD	PITCH CORRECTION
10813	BARRIER	-4600	SCALE	NOT APPLIED
199: TAURUS INTO 199: TAURUS				



CRIS 0010813

PLATT: 28-04-1987 12:50:23.58


SHEET -4600 160



Name:

10813001.JPG

CRTS 0010813



Name : 10813002.JPG

CRTS 0010813



4600

Name :

10013003.JPG

CRIS 0010813



Image : 10013004.JPG

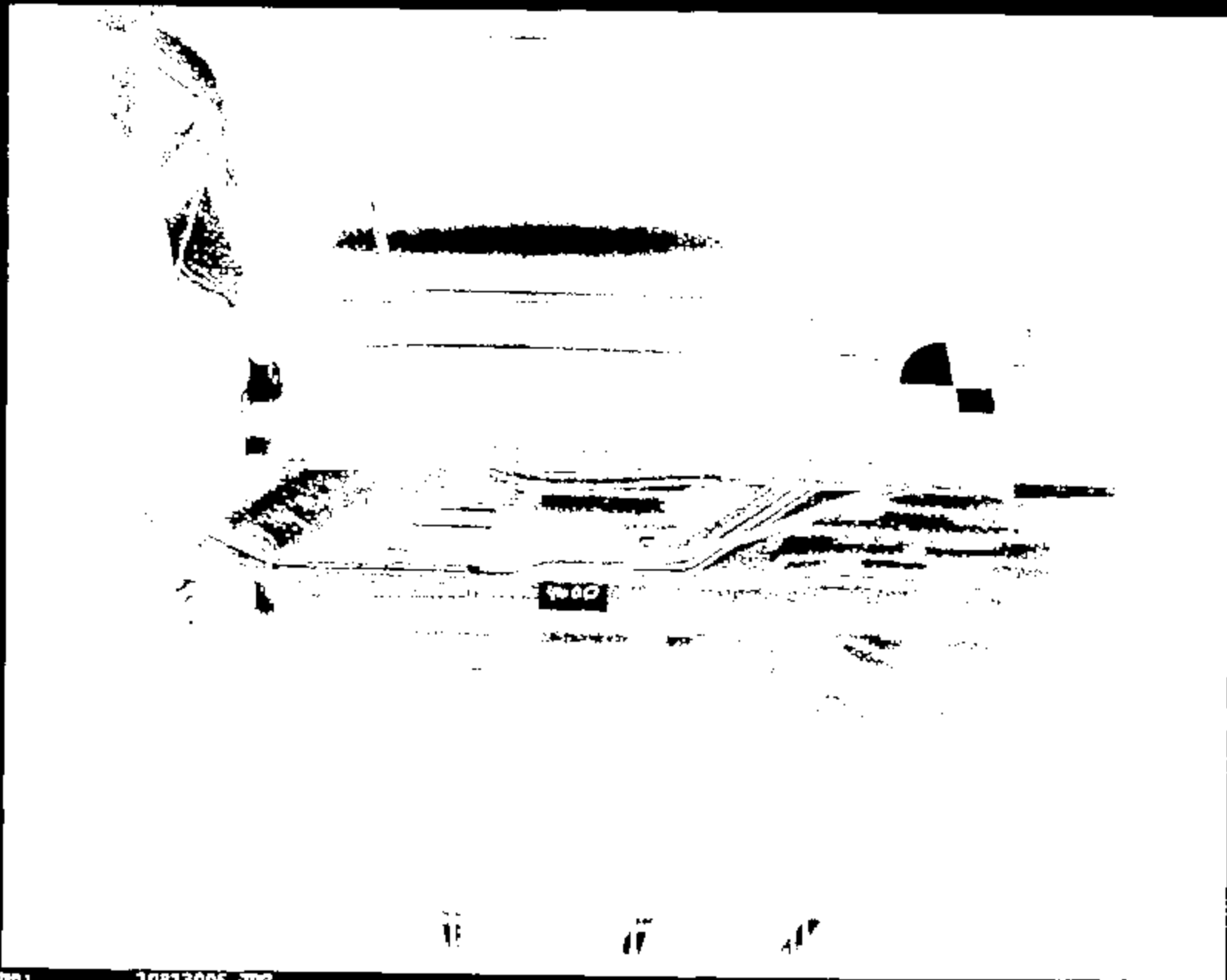
CRIS 0010813



Name:

10813005.JPG


CRTS 0010813



CRTS 0010813

Photo 1


10813006.JPG



CRTS 0010813

Name:


10013087.JPG



Page 1


D:\J.P. 900E1801

CRTS 0010813




Name: 10813009.JPG

CRTS 0010813



Name: 10813010.JPG

CRTS 0010813




0813-13

O

CRTS 0010813

Name :


10813011.JPG



CRTS 0010813

Frame 1

10813012.JPG




Name:

10813013.JPG

CRTS 0010813



10813-13



Name :

10813035.JPG

CRTS 0010813



Name :

10813016.JPG

CRTS 0010813




Image 1

10813017.JPG

CRTS 0010813



Name :

10813018 .JPG

CRTS 0010813



Photo r

10013019.JPG


CRTS 0010813



CRTS 0010813

Name :

10613020.JPG




Name:

10013021.JPG

CRTS 0010813

CRTS 0010813



Name:

10813022.JPG



CRTS 0010813

Name :

10013023.JPG



Name :

10813024.JPG

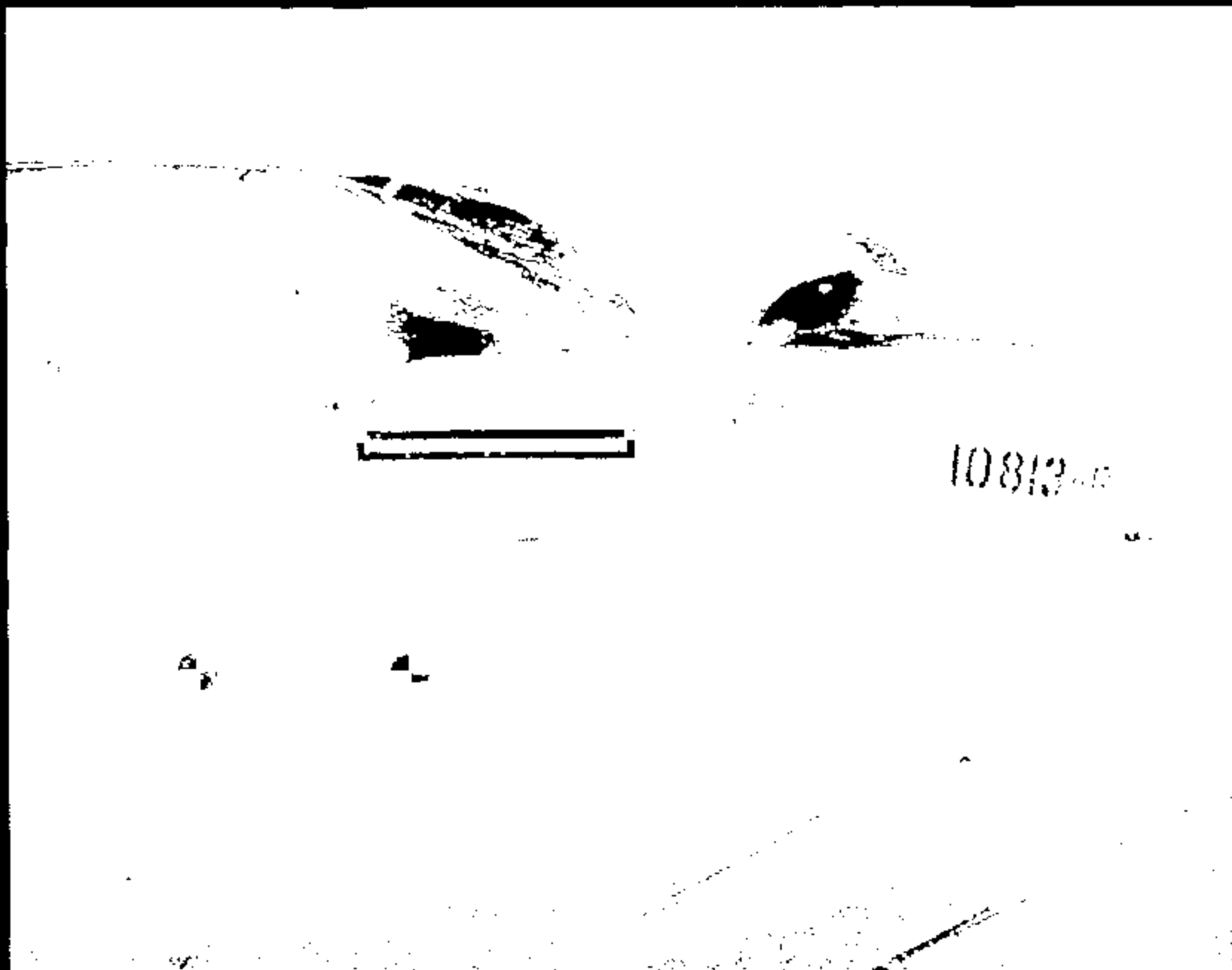
CRTS 0010813



Name :

10813025.JPG

CRTS 0010813



10812

CRTS 0010813


10813026.JPG



Name:

10613027.JPG

CRIS 0010813



10813 13

CRIS 0010813


Name:

10813028.JPG



Name:

10813029.JPG



Name :

10813030.JPG


CRTS 0010813



Name :

10013031.JPG

CRTS 0010813



CRTS 0010813

Name:

10813032.JPG



Image :

10813033.JPG

CRTS 0010813



Name:

10813034.JPG

CRTS 0010813



Name :

DATE: 5/20/2013


CRTS 0010813



Name :

10613036.JPG

CRTS 0010813




4600

ALPHA 1100

Frame:

10013037.JPG

CRTS 0010813



CRIS 0010813

Name:

10813038.J50



R10813

Name :

10813039.JPG


CRTS 0010813



CRIS 0010813

Name:


10813D40.JPG



L-10813

Name: 10813041.JPG

CRTS 0010813



Name:

10813042.JPG

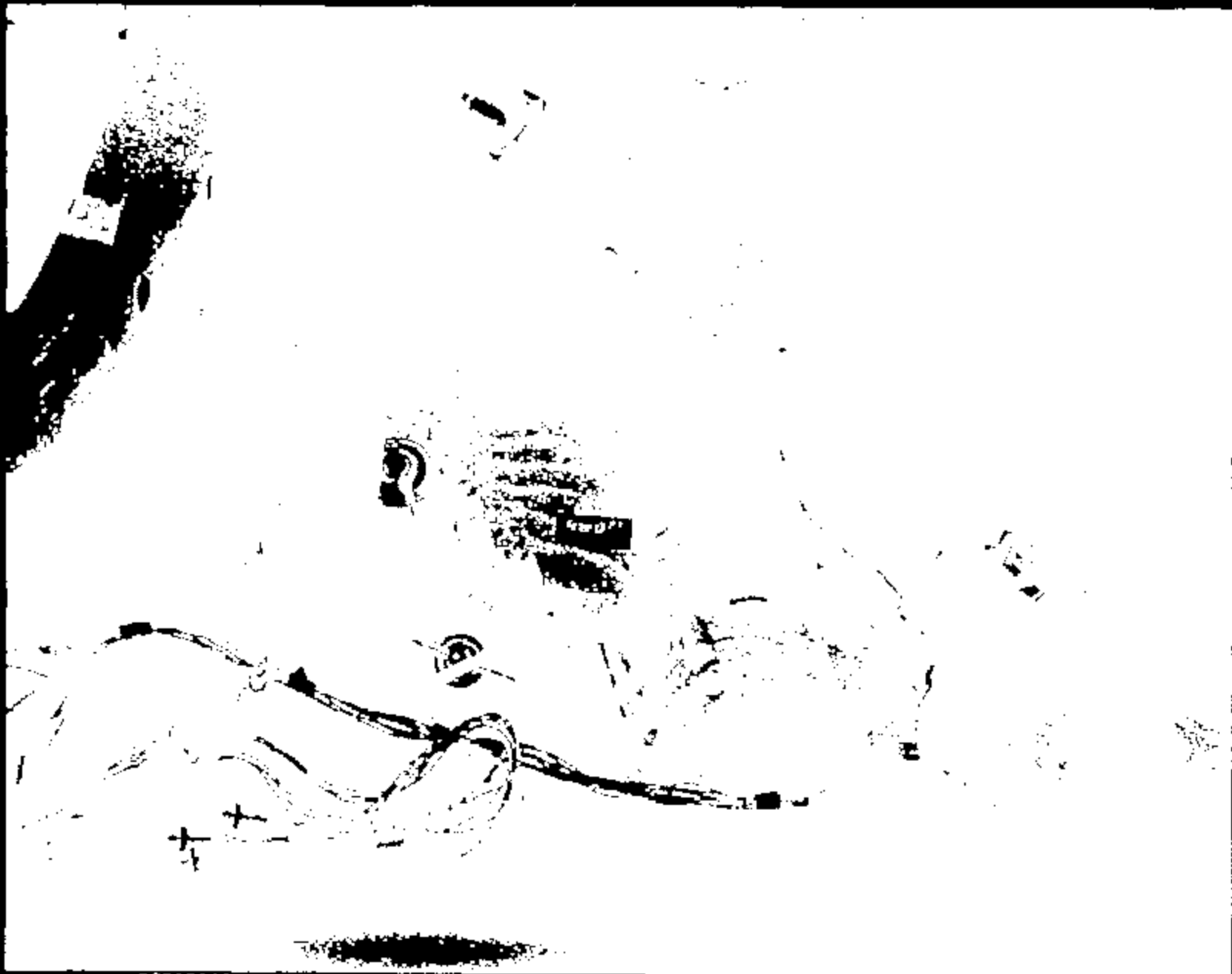
CRTS 0010813

CRTS 0010813



Name :


10813043.JPG



Name:

10813044.JPG

CRIS 0010813



4600

Photo 1

10013045.576

CRTS 0010813

4600

Name : 10913046.JPG

CRTS 0010813



CRTS 0010813

Name :

10813047 .JPG




4600

Name :

10813048.JPG

CRTS 0010813



4600

Photo :

10013049.JPG

CRTS 0010813



Name: 10813050.JPG

CRTS 0010813



Name :

10013051.JPG

CRTS 0010813



Name: 10813052.JPG

CRIS 0010813



Name :


10013053.JPG

CRTS 0010813



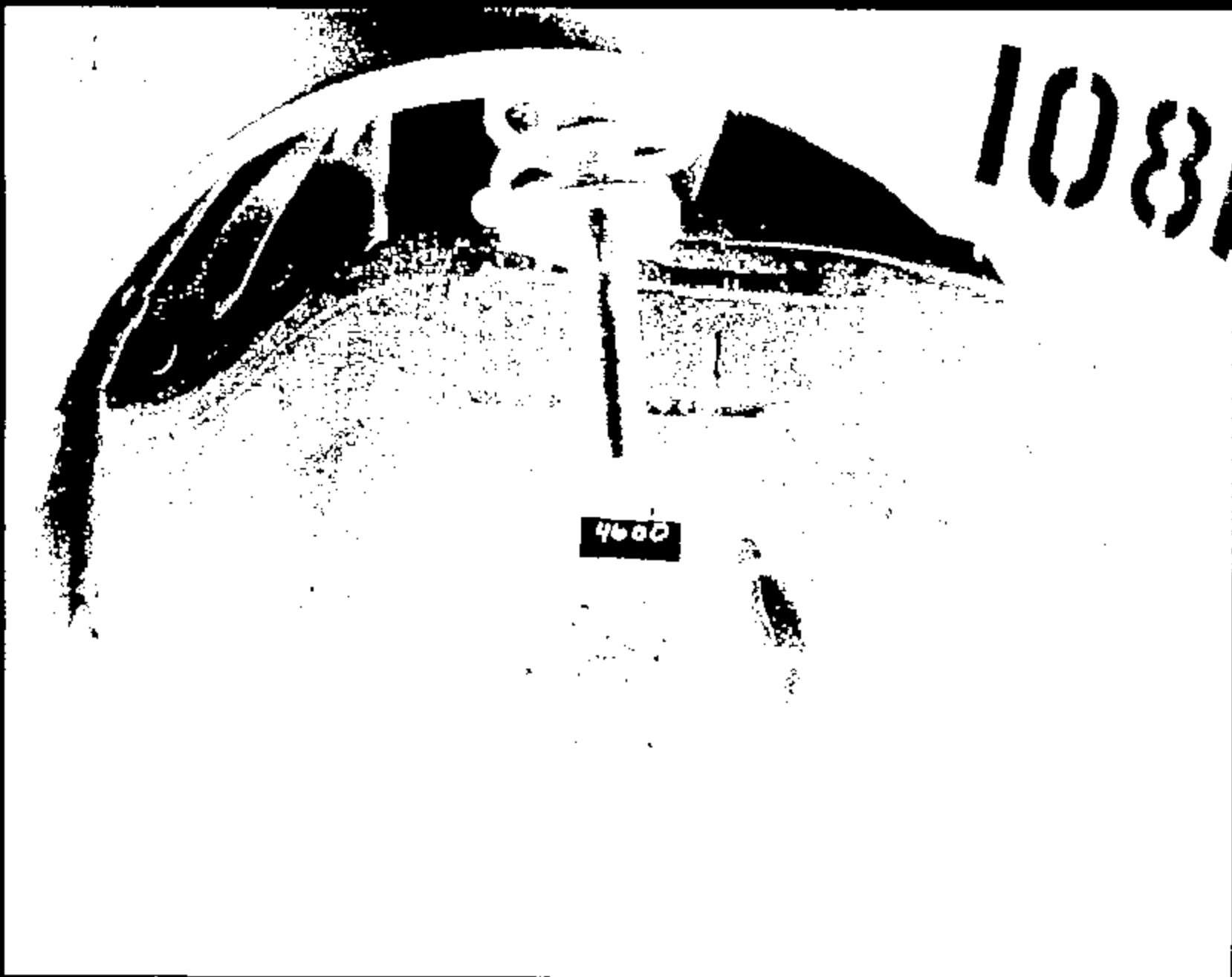
Name: 10813054.JPG

CRTS 0010813




Name: 10013055.JPG

CRTS 0010813




Name: 10813056.JPG

CRTS 0010813



Name: 10813057.JPG


CRTS 0010813



Name :


10013050.JPG

CRJIS 0010813



CRTS 0010813


Image: 10813059.JPG



Name :


10813060.JPG

CRTS 0010813



Name: 10013061.JPG


CRTS 0010813



CRIS 0010813

Name :

10013062.JPG



Name :

10513063.JPG

CRTS 0010813

TEST AUTHORIZATION

TEST ORDER NUMBER TA4600

TO: J. Kiledonik	CC: D. POUSSIANER M. HAMILTON R. HINDRUM E. Mueller G. J. Schleicher J. MEATHERS T. and D. Kirby M. E. VIMBARK	REQUEST DATE	REQUESTED COMPLETION DATE 08-22-97
#5		REQUEST NUMBER TA4600	PROBLEM NUMBER N/A
		REQUESTING SECTION AV2215A	

TITLE OF TEST TAURUS 60 mph Car-to-Car Frontal Offset Impact		PARTS DUE DATE 08-15-97	
TYPE OF TEST <input checked="" type="checkbox"/> VEHICLE <input type="checkbox"/> LABORATORY	VEHICLE NUMBER OR OTHER IDENTIFICATION 545T66A	VEHICLE MODEL & YEAR TAURUS 94	PRODUCT OR ENG. LETTER N/A
ENGINE NO. DISPL. CMB. S.O.L 2V 172V	TRANSMISSION AX4N	AXLE RATIO N/A	DISPOSITION OF PARTS Forward
TYPE OF RAIL N/A	CONVERTER N/A	IGNITION TIMING N/A	PROCUREMENT REQUIREMENT? <input type="checkbox"/> YES <input checked="" type="checkbox"/> NO CODE
CHANGEOIL AND CAPACITY N/A	TIRE SIZE AND PLY RATING N/A	REPORT CATEGORIES <input checked="" type="checkbox"/> ENGINEERING <input checked="" type="checkbox"/> DATA <input checked="" type="checkbox"/> RAW DATA	MAIL REPORT TO: ROOM PD1252 BLDG 2
VEHICLE TEST WEIGHT FRONT 2266 REAR 1993 TOTAL 4189	TIRE PRESSURE FRONT 30 REAR 30		

1. OBJECT OF TEST: Advanced Restraint Sensor Development

2. TEST PROCEDURE: CRS-00

3. NUMBER OF SAMPLES: 1

4. RUNS PER SAMPLE: 0

5. ITEMS TO BE TESTED:

DESCRIPTION	PART NO	QUANTITY
Taurus Sensor Prototype	1FALP5216T8147649	(01)

RECORDS COPY

Invoice No. 2-2-12

Invoice Date 2012

REQUESTING DEPT NO T551	WORK ORDER/WORK TASK XRT3P	ISSUED/REQUESTED BY BINEB	PHONE 85185	APPROVALS BOLAND	TEST TYPE	RISC	SIGN-OFF DATE
----------------------------	-------------------------------	------------------------------	----------------	---------------------	-----------	------	---------------

REQUESTOR DO NOT WRITE BELOW THIS LINE

WORK BY: 545T66A NAME: _____ TITLE: _____

TEST: Taurus 60 mph Car-to-Car Frontal Offset Impact

MANDATORY				OPTIONAL					
TEST ORDER #	CATEGORY	REP. SECT	EST. COMP. DATE	REQ	TEST EST/BA INIT	UNIT CODE	TEST ORDER DATE	USER CODE	PROJ CODE
TA4600	4	T637		X		CRASH			
PROB. SECT.	HOURS	MATERIAL COST	COMP. COST	PARTS DUE DATE	EST. START DATE	EST. COMP. DATE	STATUS	COMPLETE	
DESIGN	0	\$	\$						
ENGINEERING	0	\$	\$						
TECHNICAL	0	\$	\$						
TOTAL	0	\$	\$						

CRTS 0010813

TEST DEFINITION WORKSHEET

KURT L. EWING

13-AUG-97 15:33

TEST ORDER: TA4600

TEST PROCEDURE: CRS-00

REQUESTER COMMENTS:

TEST OBJECTIVE:

Advanced Restraint Sensor Development

CUSTOM TEST SETUP:

Car-to-Car Frontal Offset Impact:
Align vehicles front-to-front such that the ~~marked impact~~
~~point is 12" off center~~. Impact test vehicle
into stationary secondary vehicle @ 60 mph.

RATED FUEL CAPACITY:

N/A

RATED LUGGAGE LOAD:

200 lb.

EDGES OF THE MARKED IMPACT ZONES CLASST
TO THE VEHICLE CENTERLINE ARE 12" APART.

KLE 8/24/97

OCCUPANT TYPE:

Left Front: 50th Hybrid III
Rgt. Front: 50th Hybrid III

RESTRAINT SYSTEM:

	BELT	HYRO BELT	FRONTAL BAG	SIDE BAG
Left Front:	X		X	
Rgt. Front:	X		X	

DUMMY POSITIONING:

ST-25 DRIVER FOOT REST: Yes

SENSOR SYSTEM:

Driver Stage 1: Remote deploy @ 36 ms
Driver Stage 2: Remote deploy @ 400 ms
Passenger Stage 1: Remote deploy @ 36 ms
Passenger Stage 2: ~~Remote deploy @ 100 ms~~ Remote Deploy @ 100 ms

S. Ayl
8/22/97

SEAT POSITION:

	Long.	Vert.	Seat Back Angle
Left Front:	Mech. Mid	Full Down	27.8
Rgt. Front:	Mech. Mid	Full Down	27.8

} OFF FRAME
= 26.5 OFF BACK PANEL

SEAT PACKAGE CHECK REQUIRED ?

Yes. Mark rocker target for dummy positioning @ barrier.

KLE 8/18/97

TEST DEFINITION WORKSHEET

KURT L. EWING

12-AUG-97 15:33

TEST ORDER: TA4600

TEST PROCEDURE: CRS-00

DIMENSIONAL ANALYSIS: None

FILM ANALYSIS: Left and right dummy head NRT rocker
Left & right rocker NRT ground.

STILL PHOTO: Std. Pre & Post Test Photographs
Close ups of sensor instrumentation on vehicle front and
Floor. KLE 8/18/97

HIGH SPEED PHOTO:

1.	Onboard	Over Shoulder	Left
2.	Onboard	Over Shoulder	Right
3.	Onboard	D-Ring	Left
4.	Onboard	D-Ring	Right
5.	Onboard	Retractor	Left
6.	Onboard	Retractor	Right
7.	Off-board	Overall	Left
8.	Off-board	Overall	Right
9.	Off-board	Overall	Overhead
10.	Off-board	B-Pillar Forward	Left
11.	Off-board	B-Pillar Forward	Right
12.	Off-board	A-Pillar Forward	Overhead

~~XXXXXXXXXX~~
~~XXXXXXXXXX~~
} - Dummy KINEMATICS NEEDED
KLE 8/18/97

Total On-board Cameras- 6
Total Off-board Cameras- 6
Total Cameras- 12

Number Of Copies: 1

WEIGH UP INSTRUCTIONS:

Curb Weight: Front-2151 Rear-1163 Total Curb-3293
Test Weight: See Test Authorization Page 1.

Do NOT Place Weight: Front Floor
MAY Remove To Lighten Vehicle: Deck Lid, Rear Lamps, Carpet

Interior Trim

Max. Added Weight to Engine: 75 lb. Allowed.

Front Test Weight Tolerance: +10 -0

TEST DEFINITION WORKSHEET

KURT L. EWING

13-AUG-97 15:33

TEST ORDER: TA4600

TEST PROCEDURE: CRS-00

Rear Test Weight Tolerance: +15 -0

SECONDARY VEHICLE INFORMATION:

Tag No. = 313T923
 Test Weight: Front= 2098
 Rear= 1294
 Total= 3392

Ride Heights: Load to test weight. Set ride height such that front bumper height is same as on test vehicle.

SPECIAL BUILD INSTRUCTIONS:

Fabricate Sensor Bracket Hardware as per requestor's instructions.
 Remove All Door Trim Panels, Side Glass and B-pillar trim.
 Mark impact zones on vehicle front ends.

Impact region is defined by following (test & secondary vehicles):

1. Determine lateral distance between outside edges of front rails near bumper attachment.
2. Calculate 25% of distance determined in step 1.
3. Taking distance calculated in step 2, measure across front end of vehicle from outside edge of LEFT rail and mark hood and front fascia with yellow tape.
4. Using yellow tape, "Etch in" area between left edge of hood and tape strips applied in step 3.

CONTACTS:	NAME	PHONE	PAGER
Requestor:	K. Ewing	24-86188	KEMI (313-660-6991)
	E. Kernitz	24-81602	EKEN
	D. Bauch	32-22884	DBAU
Bld. Coord:	M. Dendel	24-85498	MDEN (313-705-8101)

TEST DEFINITION WORKSHEET

KURT L. SWINE

13-AUG-97 15:33

TEST ORDER: TA4600

TEST PROCEDURE: CRS-00

Supervisor:	M. Jurosek	92-29958	MJUR (313-705-9990)
GTO:	S. Pingleton	39-03809	SPIN (313-780-3922)

TEST ENGINEER COMMENTS:

LAB COMMENTS:

FINAL COMMENTS:

REQUESTERS FINAL COMMENTS:

Billable Department: T552
Billable Requestor: T. Hrynik
VSCAE is requesting this test on behalf of Department T552.

**VEHICLE SAFETY AND CAE TECHNOLOGY PACKAGE LABORATORY
QUALITY REPORT
IN VEHICLE**

YEAR	CARLINE	MODEL	SUPPLIER	TEST MODE		COMP DATE	MECH MID-POINT L/H - X	2038.5					
1998	TAURUS	SEDAN	LEAR	60MPH C.T. @ 25% OFFSET		8/18/97	MECH MID-POINT R/H - X	3013					
FULL TRACK TRAVEL LH		227	FULL REAR LH - X	3082	FULL REAR - Z	444.5	MECH MID-POINT L/H - Z	481.5					
FULL TRACK TRAVEL RH		228.5	FULL REAR RH - X	3127	FULL REAR - Z	436	MECH MID-POINT R/H - Z	480					
STEERING WHEEL DESIGN		DESIGN - X	2788	ACTUAL - X	2741	DIFF	5						
STEERING WHEEL DESIGN		DESIGN - Z	850	ACTUAL - Z	849.5	DIFF	-0.5						
TARGET COORDINATE:		X	2732	Z	343								
SEAT DIMENSIONS ON "H" POINT AND BACK ANGLE			"H" POINT INFORMATION										
+/-10mm		+/-3.0°	HORIZ.	HORIZ.	DIFF	VERT.	VERT.	DIFF	MARKIN ANGLE IN DEG.		STRUCTURE ANGLE		
VEHICLE NO.	SEAT TYPE		DESIGN	ACTUAL	mm	DESIGN	ACTUAL	mm	DESIGN	ACTUAL	DIFF	DESIGN	ACTUAL
585T884	LH DR BKT-MAN		2987	2961	-8.0	885	880.5	-5.5	22.8°	22.5°	0.0°	28.7°	26.5°
585T884	RH PASS BKT-MAN		2907	2962	-5.0	890	881	-5.0	22.5°	21.0°	-1.5°	28.7°	26.5°

LH ACTUAL H-POINT W.R.T. TARGET "X"
LH ACTUAL H-POINT W.R.T. TARGET "Z"
RH ACTUAL H-POINT W.R.T. TARGET "X"
RH ACTUAL H-POINT W.R.T. TARGET "Z"

228	mm
317.5	mm
230	mm
318	mm


9.0	INCHES
12.5	INCHES
8.1	INCHES
12.5	INCHES

ATTENTION DEWAYNE

CRTS 0010813

WORK REQUEST
TA480107-182
8/18/97

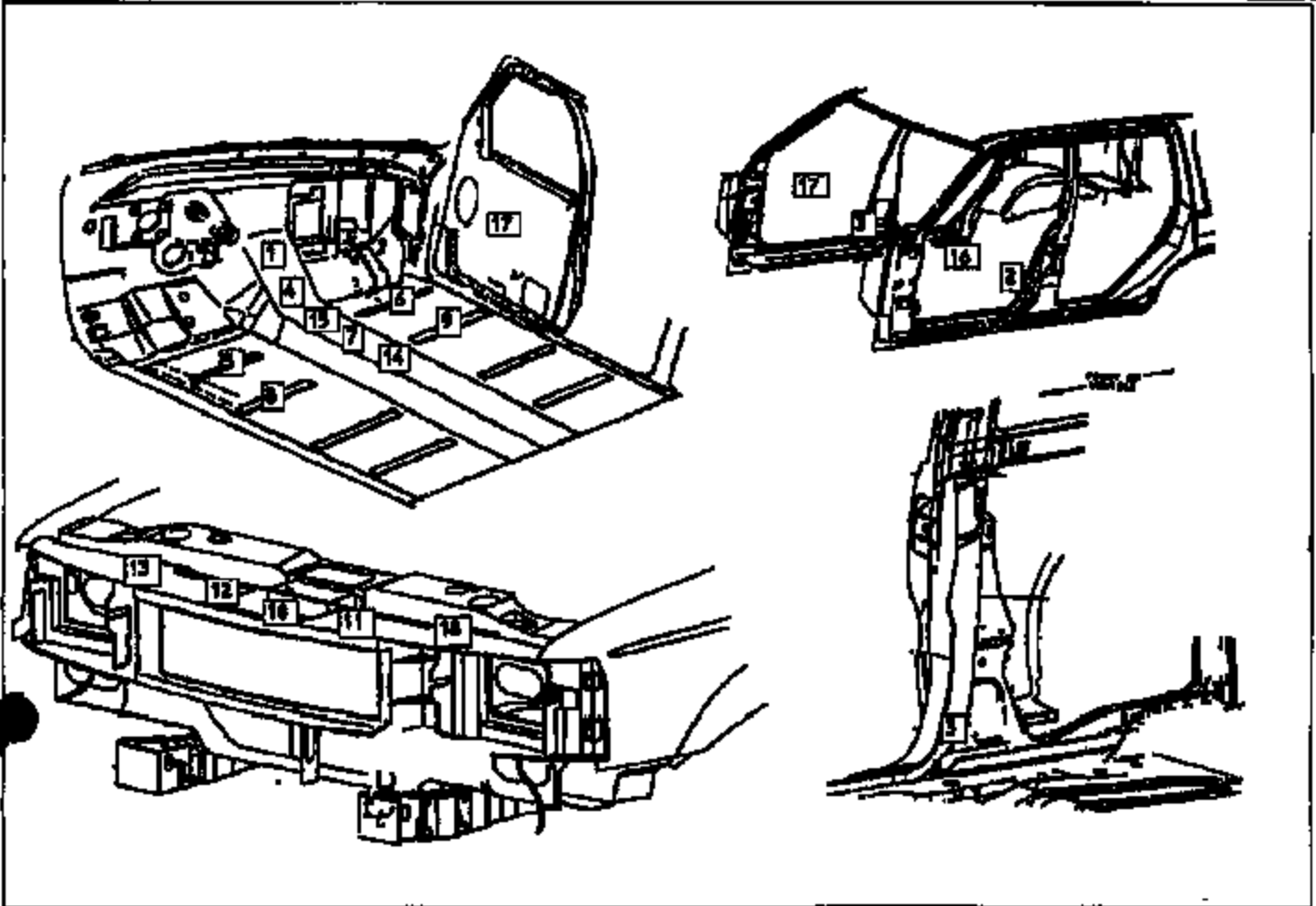
10F1


 PETER J. SIMONIE, BILL T. RZEPKA AND KAREEN GOMEZ
 PHONE-313/684-8809 313/694-0873
 ENGINEERING TECHNOLOGIST
 VEHICLE SAFETY CAE

Program: Crash Severity
 Vehicle ID: 665T684
 Build level: WH
 Test Mode: 60mph VTV

SENSOR MAP

Engineer: Erich Kemnitz
 Phone #: 24-81602
 Date: 8/14/97
 Time: 12:25 PM



sensor On/Off only

Location Name	Supplier	Output	Nominal (+/-)	Max/Min	Serial #
1 FRT_FLOOR_PAN_R_C/L (LHD RCH Location)	_ACD MORCH	Volts Pass Bag Squib #2 Pass Bag Squib #1 Dr Bag Squib #2 Dr Bag Squib #1 Ground Status	0 0 0 0 0 0	5-7 5-7 5-7 5-7	8K007 8N007 8W007 8H007
1 FRT_FLOOR_PAN_R_C/L	_ECB accet	TRIAK	On	ACD RCH	
2 L/S-PLR_LOWER_INNER	_SN accet	TRIAK			
3 R/S-PLR_INNER_LOWER	_SN accet	TRIAK			
4 FRT_FLOOR_PAN_R_C/L (RHD RCH Location)	Selec RCH	Volts Power SMD LS1 BS1 US2 MS2	12 0 0 0 0	0-2A 0-2A 0-2A 0-2A	8L001 8L001 8L001 8L001

Erich Kemnitz x81602
 AVT Restraints

60VTV.XL8
 8/14/97

CRTS 0010813

Location Name			Supplier	Output	Sensor Channels only		
				Nominal (+/-)	Max/Min	Serial #	
6	FRT_FLOOR_PAN_R_C/L	_RCS	accel	TRIAX	On Delco ECM		
	FLR_JOINER_R_L/F_SEAT_C/L	_RN	accel	TRIAX	Rear face of left front seat cross member		
6	FLR_JOINER_R_R/F_SEAT_C/L	_RN	accel	TRIAX	Rear face of right front seat cross member		
7	C/L_TNL_BETWEEN_F/SEATS	_SR	accel	TRIAX	Next to Breda ECM		
7	C/L_TNL_BETWEEN_F/SEATS	Breda	ECM	volts			
				Power	12		
				Trigger			
				Thresh 1	5	0-5	12001
				Thresh 2	5	0-5	12001
8	RR_FLR_JOINER_R_L/F_SEAT_C/L	_RN	accel	TRIAX	Front of left front seat rear cross member		
9	RR_FLR_JOINER_R_R/F_SEAT_C/L	_RN	accel	TRIAX	Front of right front seat rear cross member		
10	C/RAD UP FRT	_ACD	ACD CBS		Crash Severity Sensor C/L, forward of hood latch bracket on mounting plate		
10	C/RAD UP FRT	_RN	accel	TRIAX	C/L, forward of hood latch bracket, next to CBA sensor on mounting plate		
11	L/C/RAD UP FRT	_RN	accel	TRIAX	Left side of C/L CBA sensor, Location# 10. Underside of BCR		
12	R/C/RAD UP FRT	_RN	accel	TRIAX	Right side of C/L CBA sensor, Location# 10. Underside of BCR		
13	R/RAD UP FRT	_DEL	Delco CBS		Crash Severity Sensor Delco On topside of BCR		
13	R/RAD UP FRT	_RN	accel	TRIAX	Rear CBA Sensor		
14	C/L_TNL_95	Bosch	ECM	volts			
				ASA	0	4	
				FAD	0.00	3.5-6	
				FAP	0.00	3.5-6	
				PTD	0.00	3.5-6	
				PTP	0.00	3.5-6	
14	C/L_TNL_95	_RN	accel	TRIAX	Near Bosch ECM		
15	C/L_TNL_PAN_OF_F/SEATS	_RN	accel	TRIAX	Near Takata ECM on sheet metal		
15	C/L_TNL_PAN_OF_F/SEATS	Takata	ECM	volts			
				Power	12	9-13	
				Unlatched	1.20	0-5	12002
				Seized	1.20	0-5	12002
16	L/F_DOOR_IN_BELTLINE_H2D	_RN	accel	TRIAX			
17	R/F_DOOR_IN_BELTLINE_H2D	_RN	accel	TRIAX			
18	L/RAD UP FRT	_DEL	Delco CBS		Crash Severity Sensor Delco On topside of BCR		
18	L/RAD UP FRT	_RN	accel	TRIAX	Near CBA Sensor		

DUMMY POSITIONING MEASUREMENTS

Test Order No. TA4800
 Crash No. 10813
 Target/Bullet BULLET
 Dummy Type 8013
 Foot Rest Year/No

MEASUREMENT DESCRIPTIONS WRT FRONT ROCKER TARGET		DRIVER		PASSENGER	
		RANGE	Actual	RANGE	Actual
Head (inches)	Long		14.1		14.5
	Vert		38.6		37.1
	Lat		14.9		14.3
Shoulder (inches)	Long		/		/
	Vert		/		/
	Lat		/		/
H-Point (inches)	Long		8.9		8.8
	Vert		12.6		12.3
	Lat		9.9		10.1
Outboard Knee Bolt (inches)	Long		-6		-7.3
	Vert		16.8		15.4
	Lat		11.8		11.9

MEASUREMENT DESCRIPTIONS		DRIVER		PASSENGER	
		RANGE	Actual	RANGE	Actual
Leg to Instrument Panel - Left	(inches)		3.1		2.1
Leg to Instrument Panel - Right	(inches)		3.2		2.3
Rocker Target to Ground - Front	(inches)		6.8		6.9
Rocker Target to Ground - Rear	(inches)		7.3		7.3
Nose to Steering Wheel	(inches)		14.9		
Nose to Instrument Panel	(inches)				21.3
Torso to Instrument Panel	(inches)				15.7
Torso to Steering Wheel	(inches)		7.4		
Top of Legs to Steering Wheel	(inches)		1.4		
Knee Spread	(inches)		10.2		7.8
Bumper Target to Ground	(inches)		/		/
Head Angle	(degrees)		-3		-3
Pelvic Angle	(degrees)		24		23.6
Neck Bracket Angle	(degrees)		0		0
Rocker Angle	(degrees)		0		.1
Seat Back Angle	(degrees)		26.2		26.3

STEERING COLUMN ANGLE (degrees) = 22.3
 (MEASURED FROM WHEEL PLANE)



"RECORD COPY"
 Schedule No. 2-2-12
 Retain Until 2017
 CONFIDENTIAL

FINAL TEST REPORT

**Global Test Operations
 Advanced Vehicle Technology**

TO:	J. Boland	Test Order No.	T-A4811
		Work Task W. O. No.	XRT39
		Test Date	9/8/97
		Date Reported	10/31/97
		Sheet	1 of 89

SUBJECT: Crash Test 10822 (90° Front Fixed Barrier Impact at 10.1 ± 0.4 mph, 16.3 ± 0.6 km/h) - 199X Sable 4-Door Sedan

REQUESTED BY: Vehicle Safety and CAE Department, Advanced Vehicle Technology - K. Swing

OBJECT: To obtain development data relative to air bag system sensors.

SUMMARY OF TEST RESULTS: See Section 1.0 for air bag system sensor data.

S. Pingleton
 Test Development Engineer

Concur:
 R. Mirra
 Section Supervisor
 Operations Engineering Section
 10/31/97

VEHICLE DATA:

Make and Model 199X Sable 4-Door Sedan
ID Numbers 1NEKLM5388VG609023, 318-T-592
Power Train 3.0L, EFI, Automatic (A64N) Transaxle
Fuel Tank(s) Test Condition: Empty
Front Seat(s) Type: Bucket
 Cover: Cloth
 Tracks/Position: LF: 6-Way Power/Mechanical Mid and Down
 RF: Manual/Mechanical Mid
 Seat Backs/Position: Adjustable/Not Measured
 Head Restraints/Position: Adjustable/Up
 Lumbar Support/Position: LF: Power/Deflated
Restraint System LF & RF: 3-Point Continuous Loop Active Belt
Occupants LF & RF: Water-Filled Containers (Simulating 50th Percentile Male, Hybrid II, Uninstrumented Dummies)
Test Weight Front: 2290 lb (1039 kg)
 Rear: 1364 lb (709 kg)
 Total: 3654 lb (1748 kg)
Tires Front: P205/65R15 30 psi (207 kPa)
 Rear: P205/65R15 30 psi (207 kPa)
 Spare: Removed
Significant Content or Accessories: Air Conditioning, Power Steering, Power Brakes, Tilt Steering Wheel

GENERAL TEST COMMENTS:

1. Test Procedure

The test was performed according to the following Corporate test procedure(s):

Fixed Barrier Collision, ST-14 dated January 15, 1992.

2. Remarks

Crash movies, pre- and post- crash still images of the test vehicle and copies of this report are available only through the Crash Test Operations Section after permission is obtained from the test requesting department. The crash still images are stored on CD ROMs. The file names of the still images are listed under crash number and a three digit sequence number which are 10822001 through 10822040.

TEST RESULTS:

1.0 Sensor Development

Time histories of the air bag/sensor(s) are included in this report.

Time histories of any requested derived data (i.e. integrations, etc.) were given to the requesting activity and are not included in this report.

2.0 Vehicle Crush, Film Analysis and/or Instrumentation Data

Time histories of the vehicle accelerations and other instrumentation are included in this report.

Time histories of any requested derived data (i.e. integrations, etc.) were given to the requesting activity and are not included in this report.

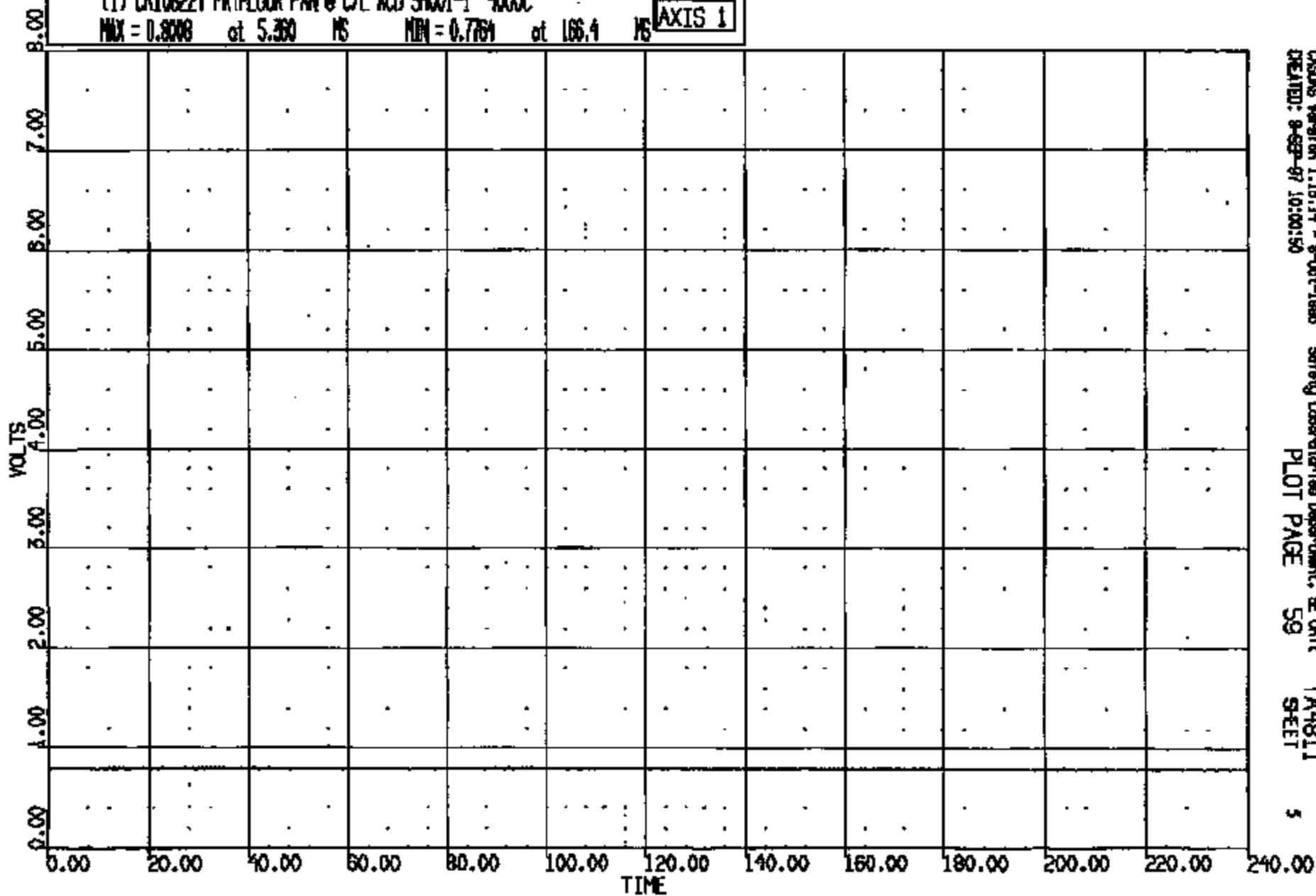
CR R: 10822 TO: TA4811 DATE: 970908 09:15:25

189X DN-101 UNKNOWN

(1) CR108221 FIFTH FLOOR PAN @ C/L ACID SMOKE-1 4000C

MAX = 0.8008 at 5.360 MS MIN = 0.7764 at 166.4 MS

AXIS 1



CHROMS Version 1.15.14 - 9-Oct-1995
CREATED: 9-SEP-97 10:00:50

Safety Laboratories Department, SE Unit
PLOT PAGE 59

TA4811
SHEET

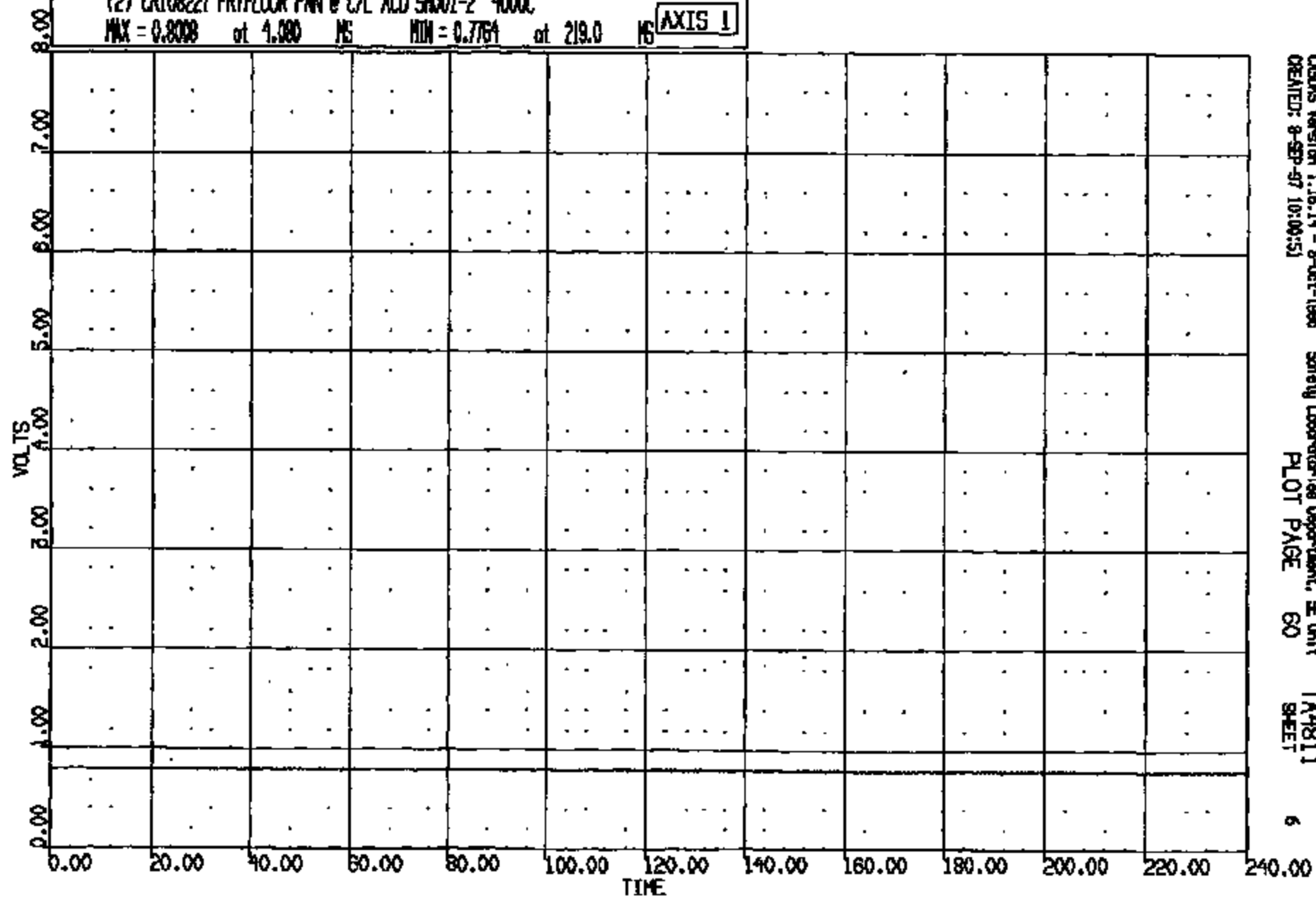
5

CRTS 0010822

CR R: 10822 TO: TA4811 DATE: 070808 09:15:25
106X DN-101 UNKNOWN

(2) CR108221 FRIFLOOR PWN @ CAL ACD 50001-2 4000C
MAX = 0.8008 at 4.080 MS MIN = 0.7764 at 219.0 MS

AXIS 1

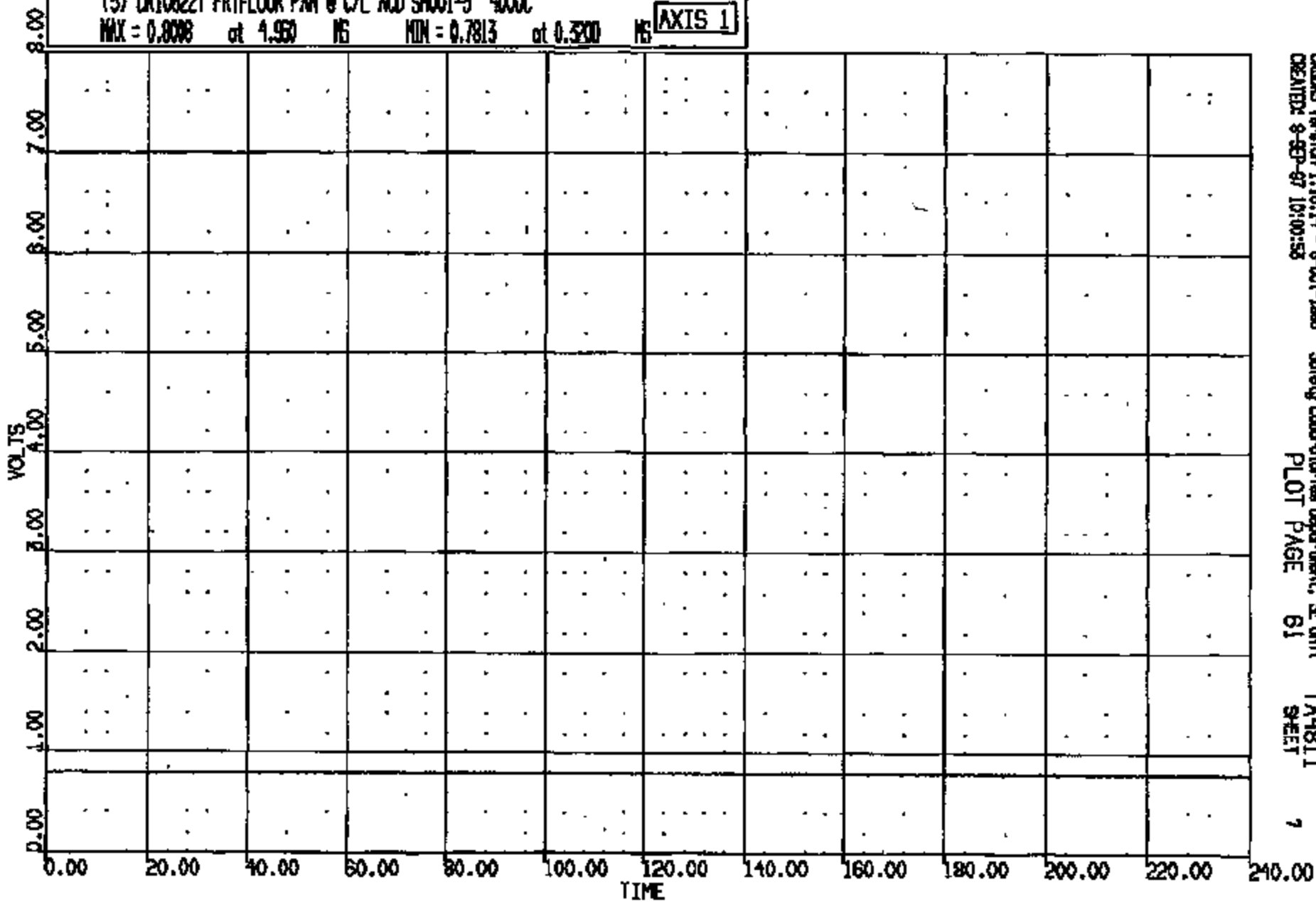


CR 2: 10822 TO: TA4811 DATE: 070905 08:15:25
199X DN-101 UNKNOWN

(3) CR10822T FRIFLOOR PAN @ C/L AND SMOO1-3 4000C

MAX = 0.8008 at 4.960 NS MIN = 0.7813 at 0.3200 NS

AXIS 1



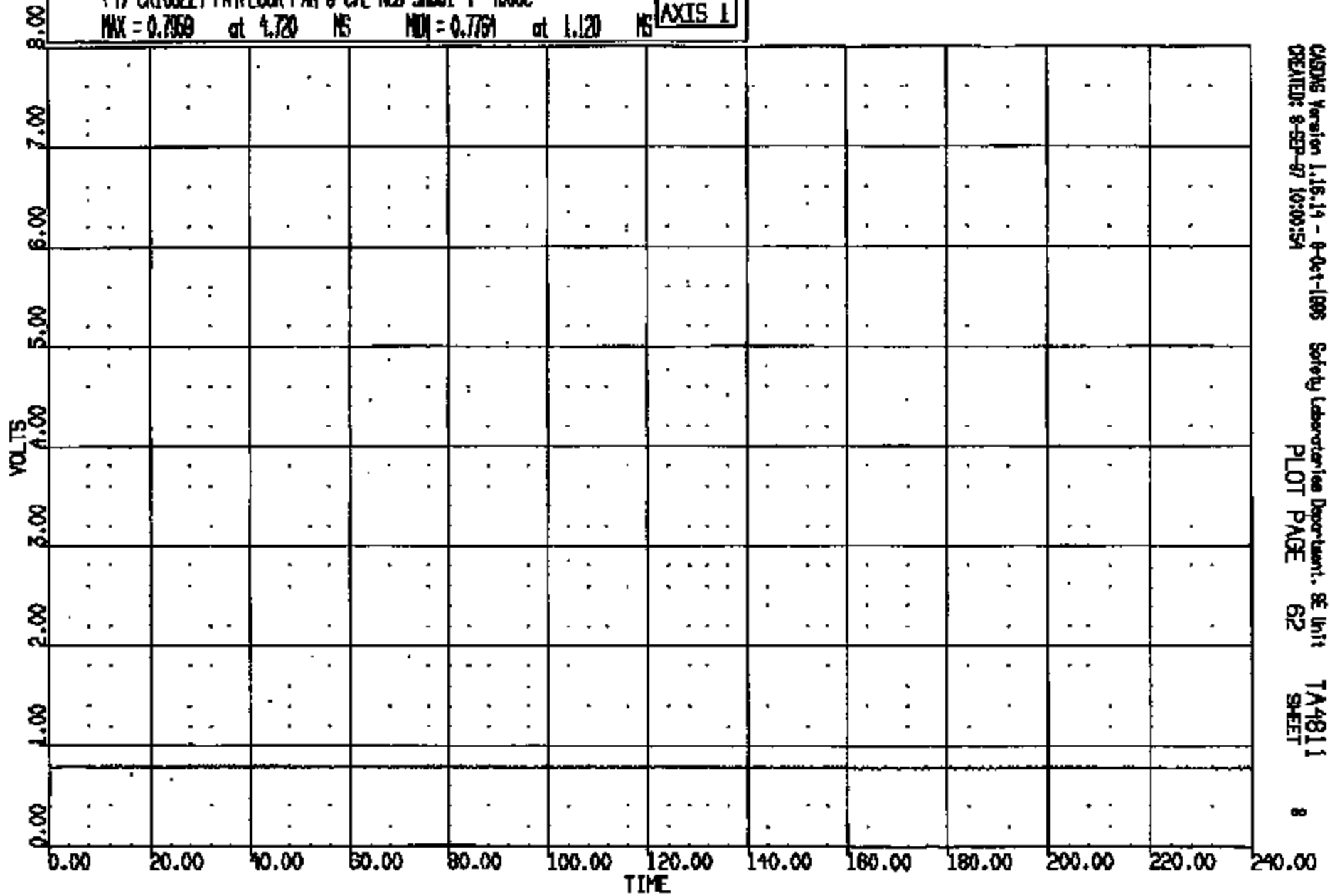
CRTS 0010822

CR R: 10822 TO: TA4811 DATE: 970908 09:15:25
189X DN-101 UNKNOWN

(4) CR10822T FRIFLOOR PAN @ C/L NO. SH001-4 4000C

MAX = 0.7959 at 4.720 NS MIN = 0.7761 at 1.120 NS

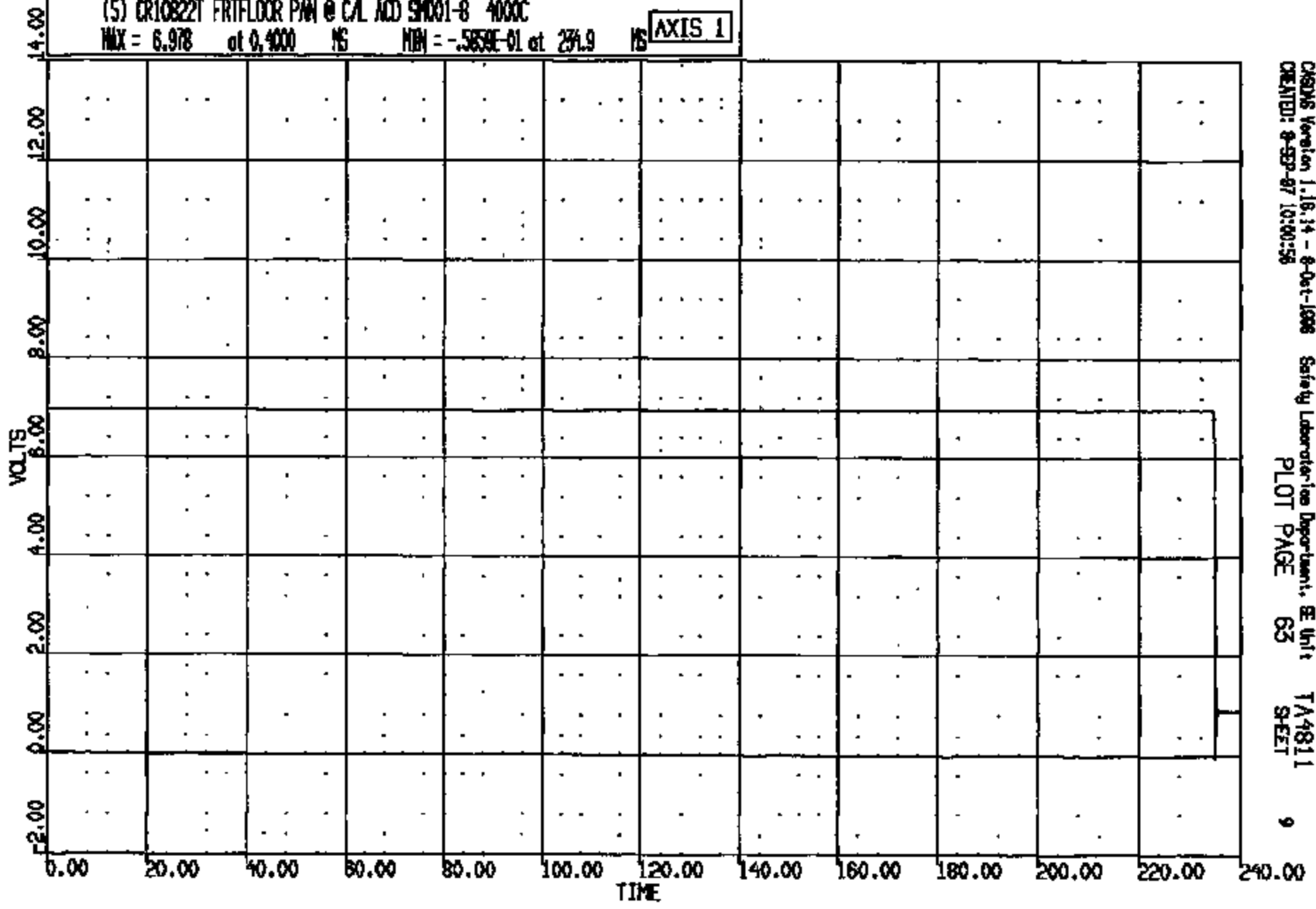
AXIS L



CRITS 0010822

CR R: 10822 TO: TA4811 DATE: 870808 08:15:25
188X DN-101 UNKNOWN

(5) CR108221 FRTFLDR P/W @ CAL ACD 51001-8 4000C
MAX = 6.978 at 0.400 MS MIN = -.5850E-01 at 234.9 MS **AXIS 1**

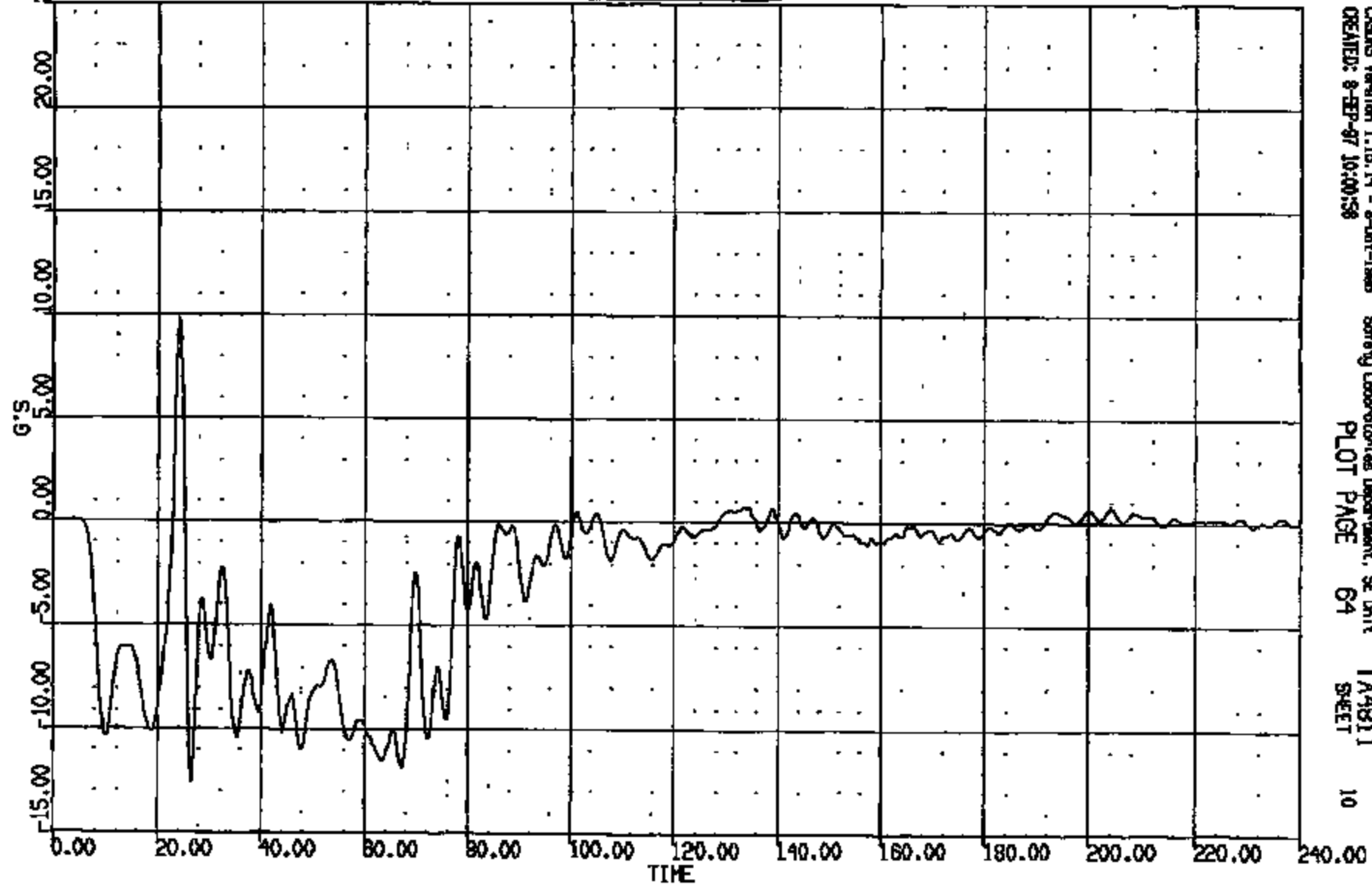


CRMS Version 1.16.14 - 8-Oct-1988 Safety Laboratories Department, BE Unit TA4811
CREATED: 8-SEP-87 10:00:56 PLOT PAGE 63 SHEET 9

CRTS 0010822

CR R: 10822 TO: TA4811 DATE: 970908 09:15:25
199X DN-101 UNKNOWN

(6) CR100221 FRIFLOOR PAN @ C/L ON ACD LONG 60C
MAX = 9.775 at 24.08 MS MIN = -12.50 at 26.56 MS **AXIS 1**

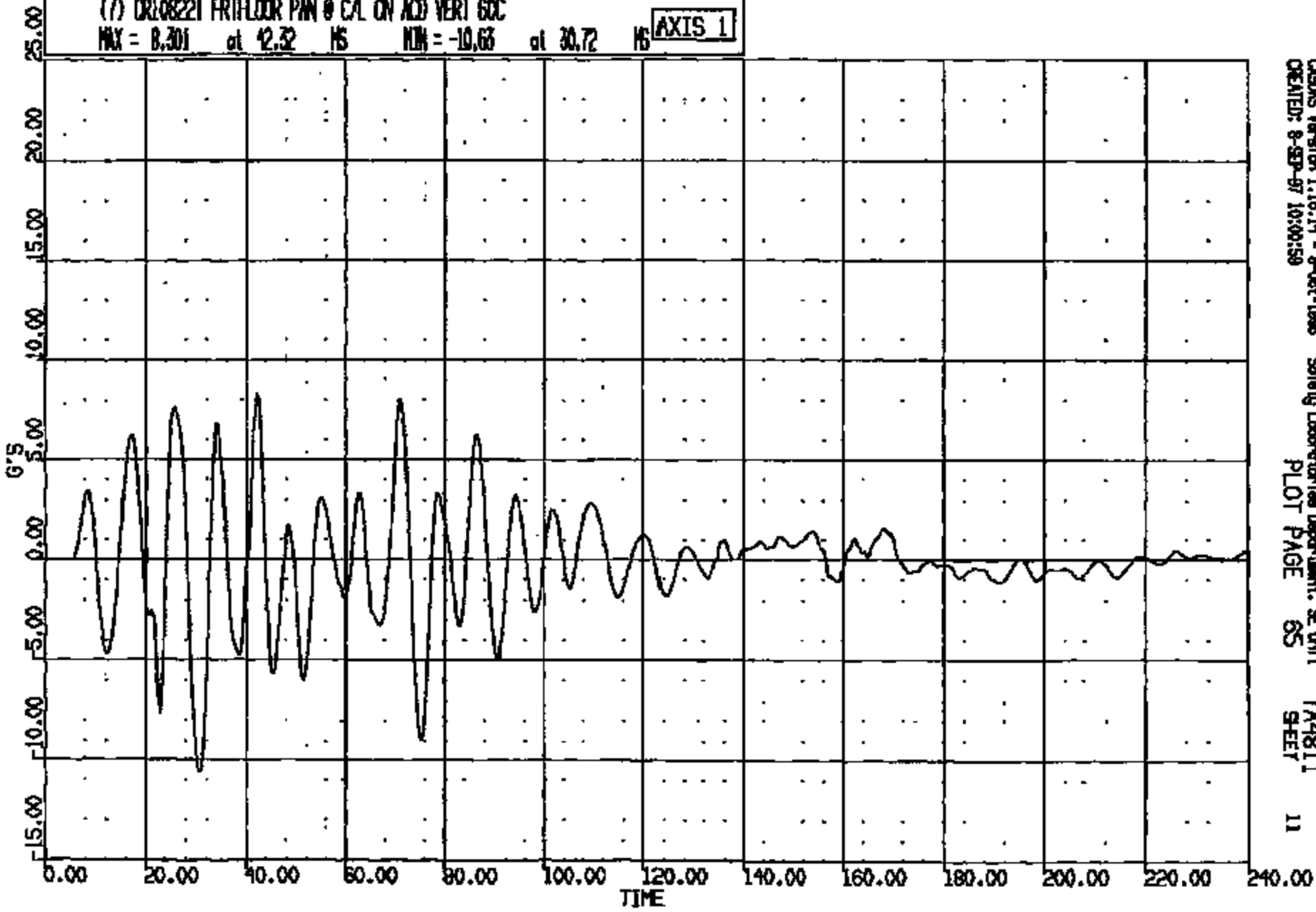


CASINS Version 1.15.14 - 8-Oct-1998 Safety Laboratories Department, SE Unit TA4811
CREATED: 8-SEP-97 10:00:58 PLOT PAGE 64 SHEET 10

CRTS 0010822

OR R: 10822 TO: TA4811 DATE: 870908 09:18:25
198X DN-101 UNKNOWN

(7) OR108221 FRTLOOR PAN @ CAL ON ACD VERT 60C
MAX = 8.301 at 42.32 HS MIN = -10.63 at 30.72 HS **AXIS 1**



CASINS Version 1.16.14 - 9-Oct-1988 Safety Laboratories Department, SE Unit 1
CREATED: 8-SEP-87 10:00:59 PLOT PAGE 65 TA4811 SHEET 11

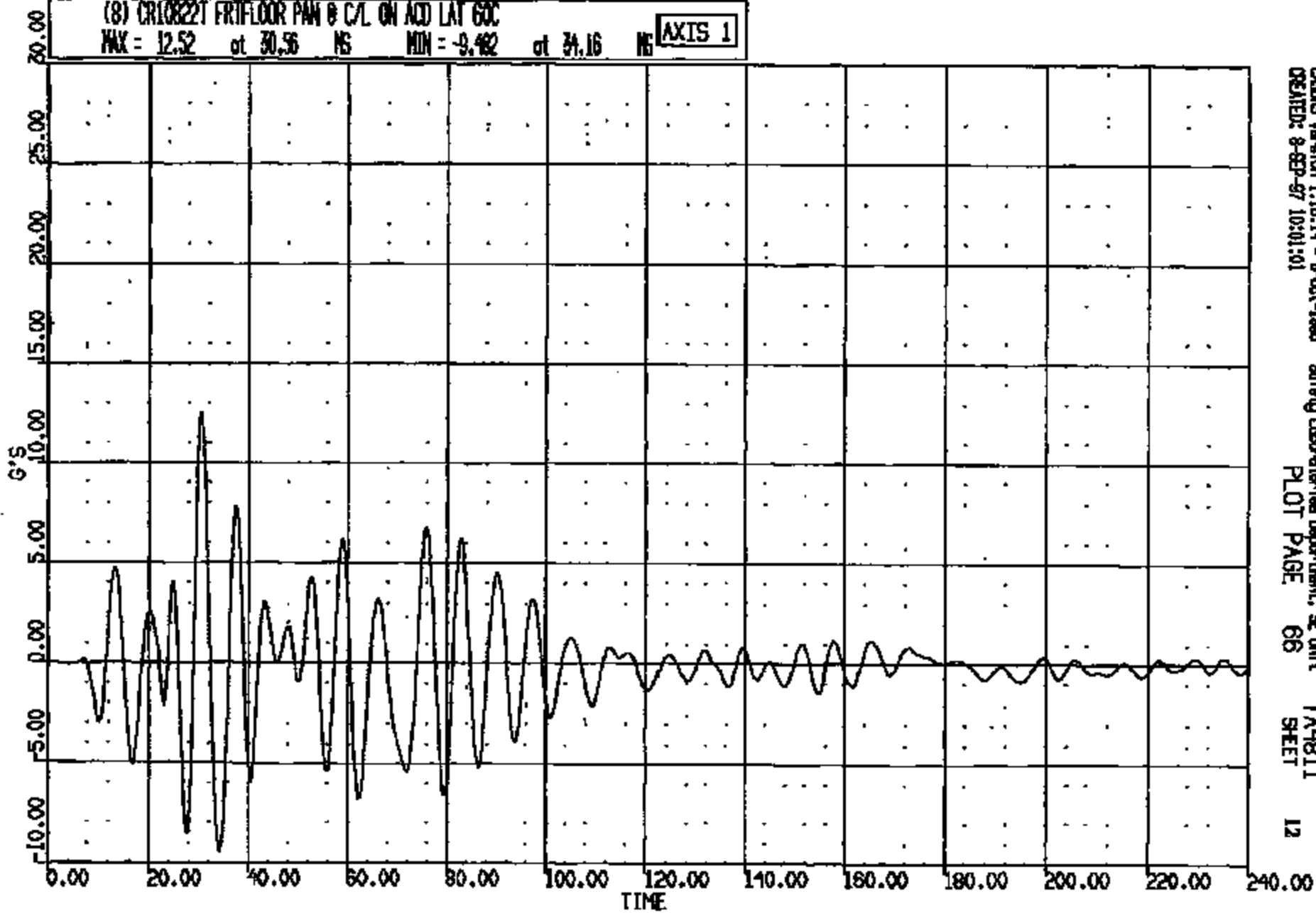
CRTS 0010822

CR: 10822 TO: TA4811 DATE: 970908 09:15:25
189X DN-101 UNKNOWN

(8) CR10822T FRIFLOOR PAN @ C/L ON ACQ LAT 60C

MAX = 12.52 at 30.56 MS MIN = -9.482 at 34.16 MS

AXIS 1



CRS Version 1.16.14 - P-04-1888
CREATED: 8-SEP-97 10:01:01

Safety Laboratories Department, SE Unit
PLOT PAGE 66

TA4811
SHEET

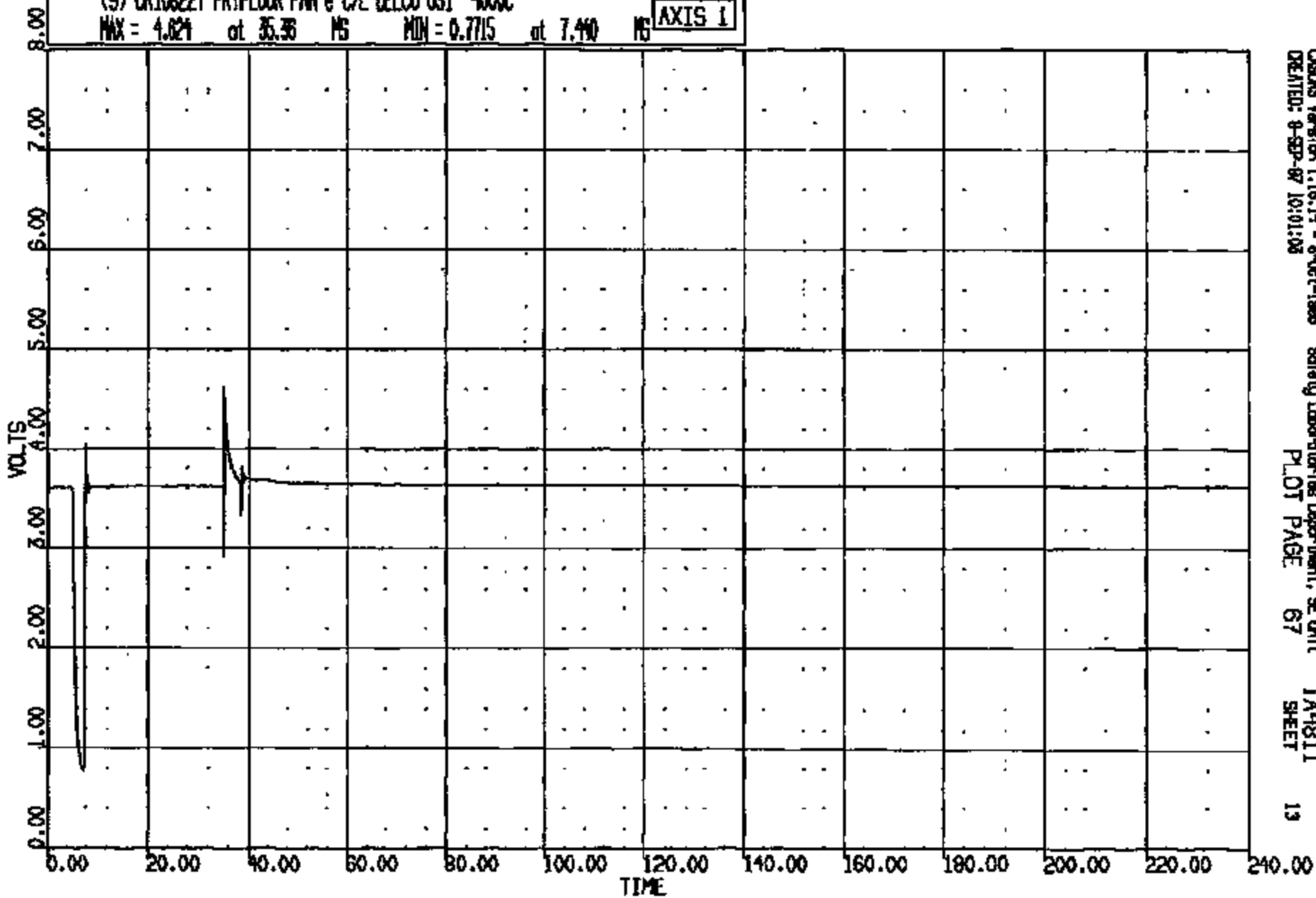
12

CRIS 0010822

CR #: 10822 TO: TA4811 DATE: 970908 09:15:25
199X DN-101 UNKNOWN

(9) CR10822T FRIFLOOR PAN @ CAL DELCO US1 4000C
MAX = 4.024 at 35.36 MS MIN = 0.7715 at 7.40 MS

AXIS 1



CASYS Version 1.16.14 - 8-Oct-1998
CREATED: 9-SEP-97 10:01:00

Safety Laboratories Department, SE Unit
PLOT PAGE 67

TA4811
SHEET

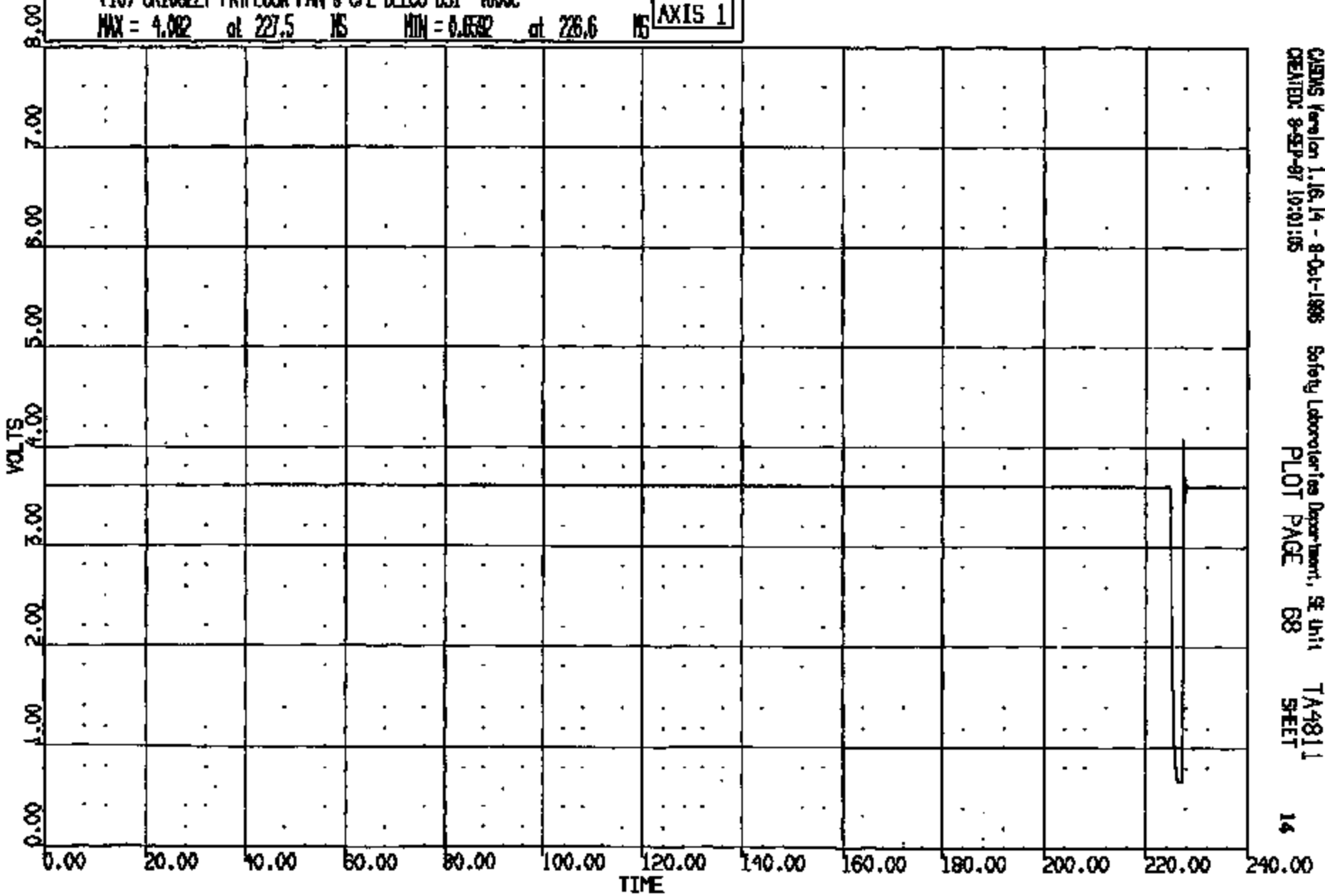
13

CRTS 0010822

CR N: 10822 TO: TA4811 DATE: 970808 09:15:25
189X DN-101 UNKNOWN

(10) CR10822T FRIFLOOR PAN @ CAL DELCO BSI 4000C
MAX = 4.082 at 227.5 MS MIN = 0.0582 at 226.6 MS

AXIS 1

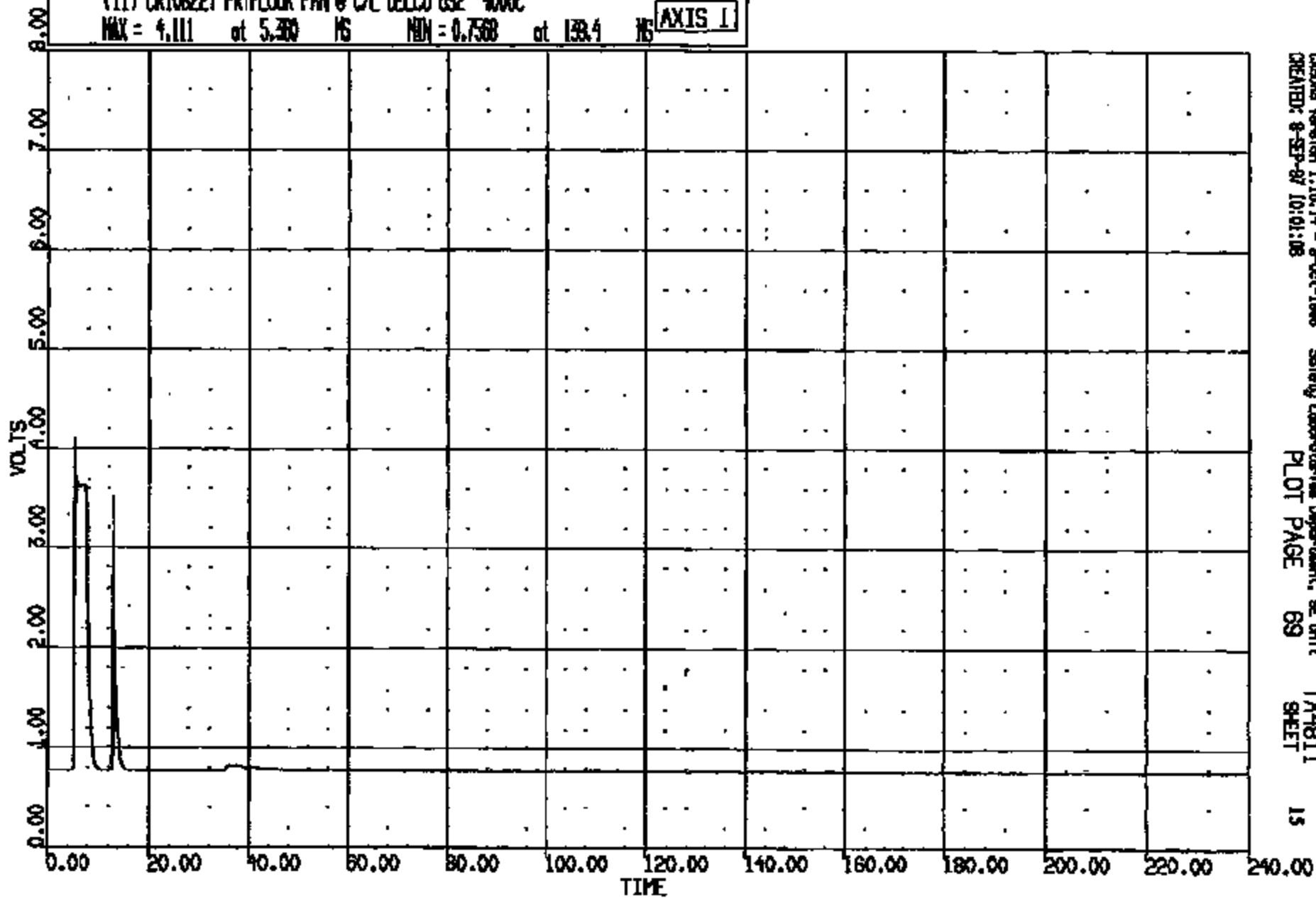


CALMS Version 1.16.14 - 8-Oct-1988 Safety Laboratories Department, SE Unit TA4811
CREATED: 8-SEP-97 10:01:05 PLOT PAGE 68 SHEET 14

CRTS 0010822

CR R: 10822 TO: TA4811 DATE: 870808 09:15:25
189X DN-101 UNKNOWN

(11) CR108221 FRIFLOOR PAN @ CAL DELCO US2 4000C
MAX = 4.111 at 5.300 MS MIN = 0.7568 at 139.4 MS AXIS 1



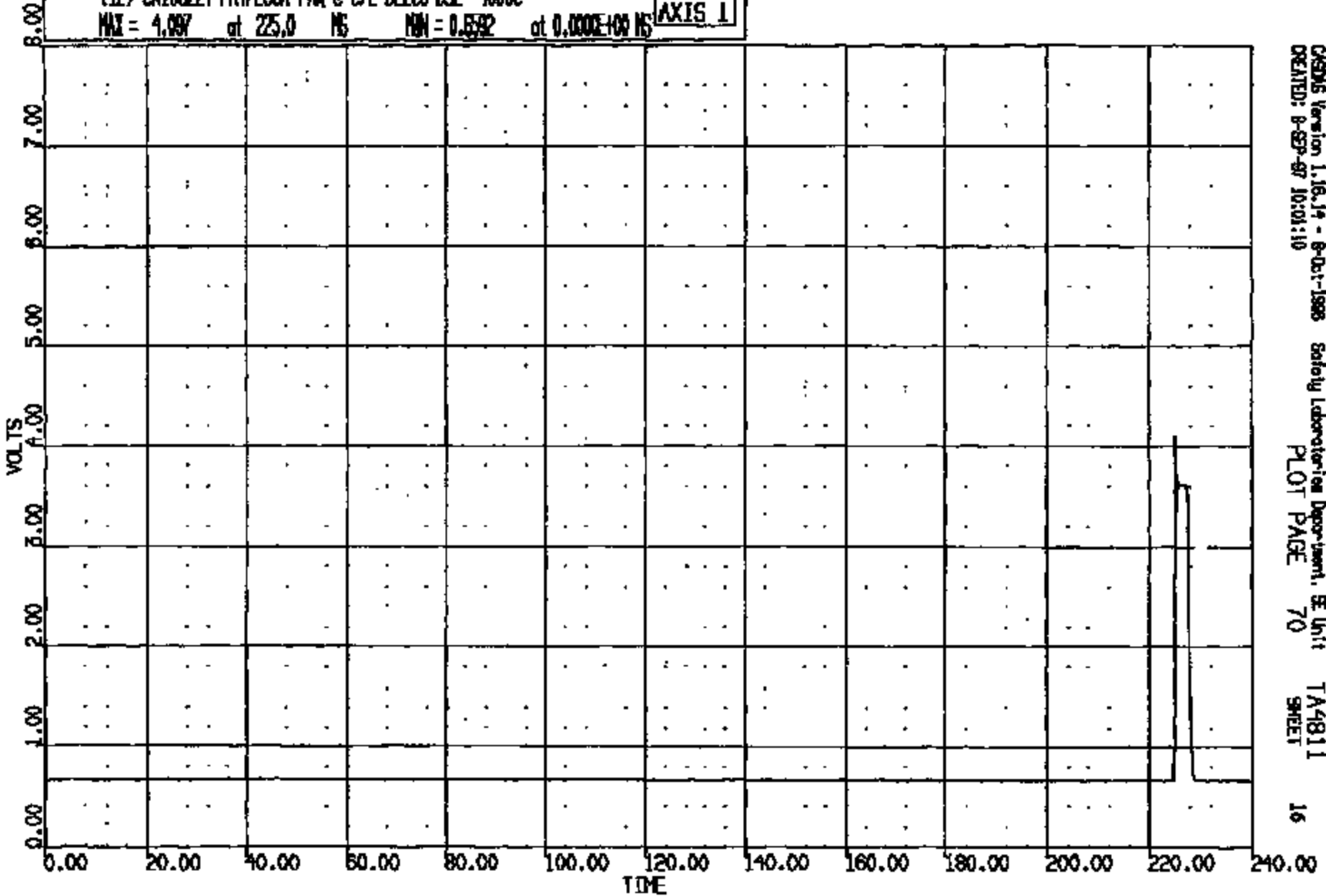
CLING Version 1.18.14 - 8-Oct-1998 Safety Laboratory Department, SE Unit TA4811
CREATED: 8-SEP-87 10:01:08 PLOT PAGE 69 SHEET 15

CRTS 0010822

CR R: 10822 TO: TA4811 DATE: 070908 09:15:25
100X DN-101 UNKNOWN

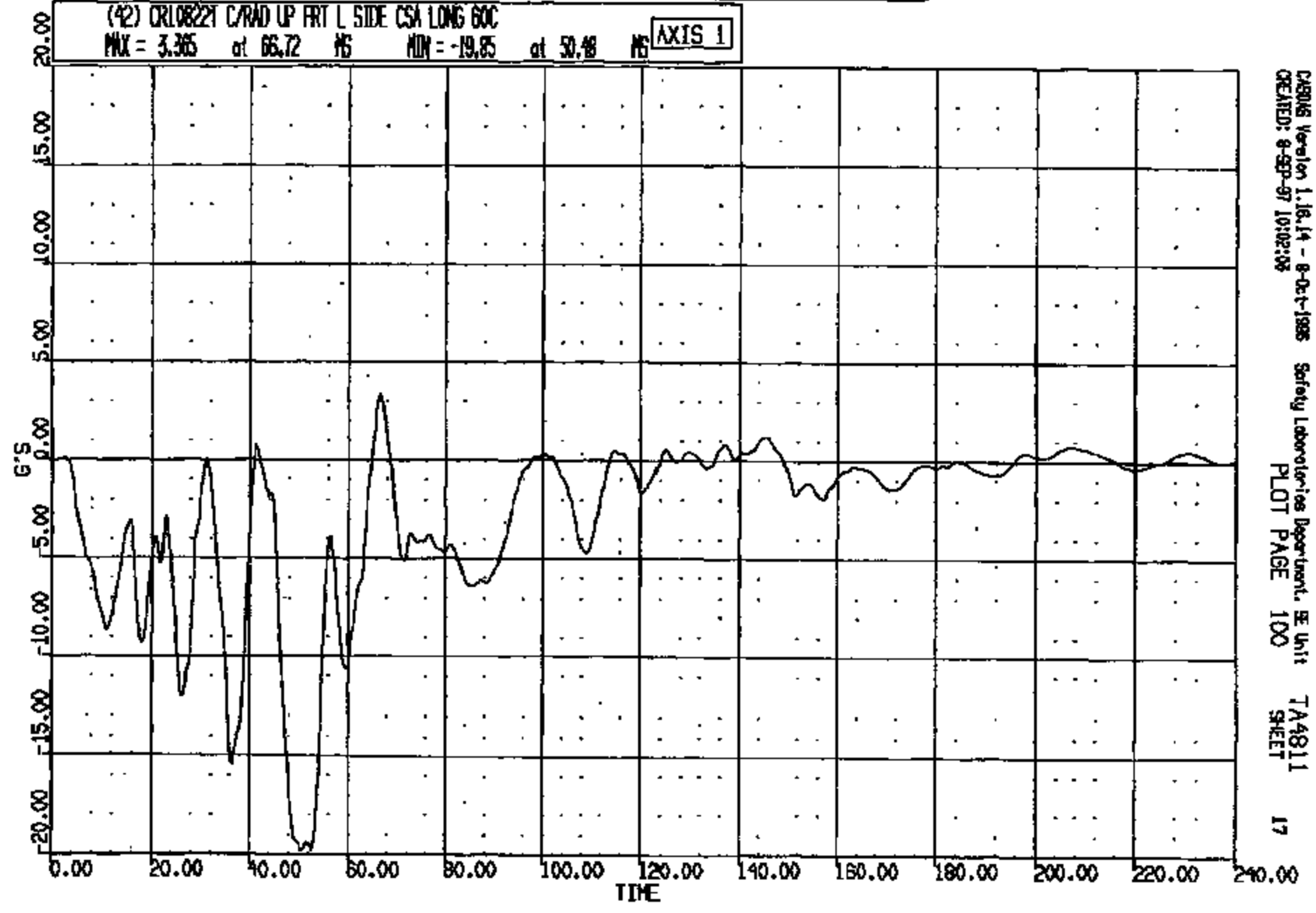
(12) CR10822T FRIFLOOR PNM @ C/L DELCO BS2 4000C
MAX = 4.057 at 25.0 NS MIN = 0.5582 at 0.000E+00 NS

AXIS 1



OR R: 10822 TO: TA4811 DATE: 970908 09:15:25
199X DN-101 UNKNOWN

(42) CR108221 C/RAD UP FRT L SIDE CSA LONG 600
MAX = 3.365 at 66.72 MS MIN = -19.85 at 50.48 MS **AXIS 1**

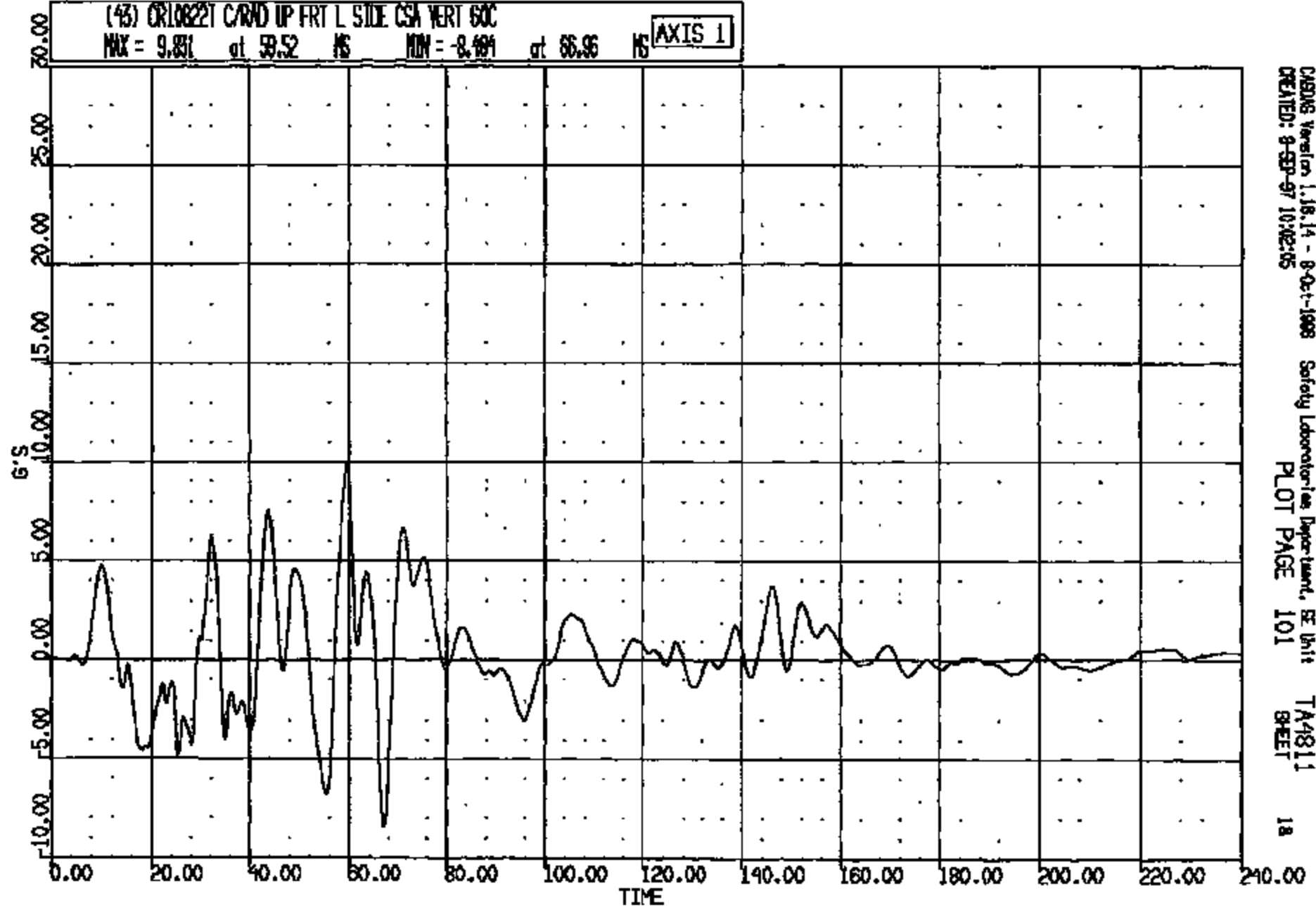


CASINS Version 1.16.14 - 8-Oct-1995 Safety Laboratories Department, SE Unit TA4811
CREATED: 8-SEP-97 10:02:03 PLOT PAGE 100 SHEET 17

CRTS 0010822

DR R: 10822 TO: TA4811 DATE: 970908 09:15:25
100X DN-101 UNKNOWN

(43) CR10822T C/RND UP FRT L SIDE CSA VERT 60C
MAX = 9.831 at 59.52 MS MIN = -8.484 at 66.96 MS **AXIS 1**



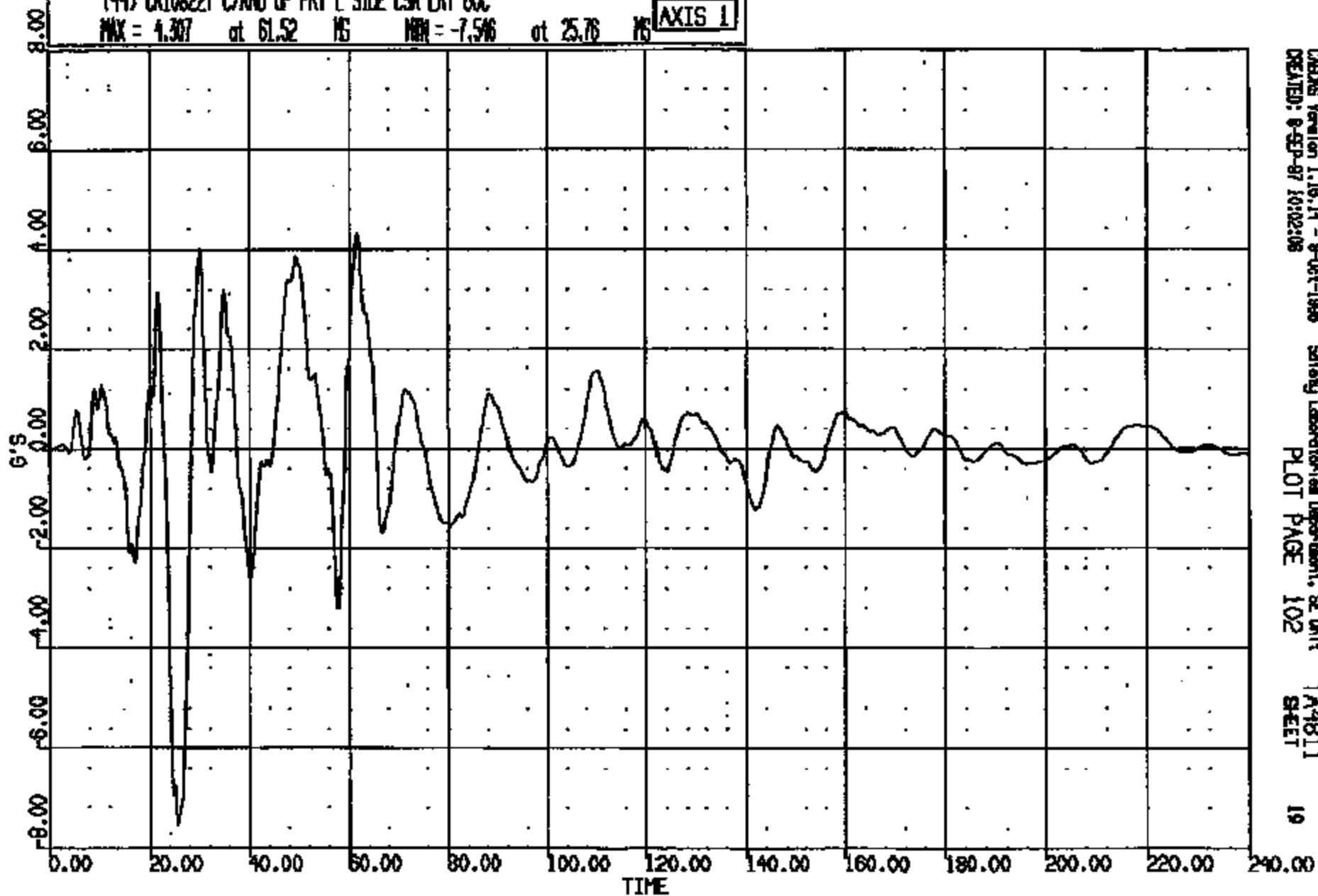
CR108 Verifier 1.18.14 - 8-2-1-1998 Safety Laboratory Department, SE Unit TA4811
CREATED: 9-29-97 10:42:05 PLOT PAGE 101 SHEET 18

CR108 0010822

CR R: 10822 TO: TA4811 DATE: 970908 09:15:25
100X DN-101 UNKNOWN

(44) CR10822T C/RND UP FRT L SIDE CSA LAT 60C
MAX = 4.307 at 61.52 MS MIN = -7.546 at 25.76 MS

AXIS 1



CRSAS Version 1.16.14 - 9-Oct-1998
CREATED: 9-SEP-97 10:02:08

Safety Laboratory Department, SE Unit
PLOT PAGE 102

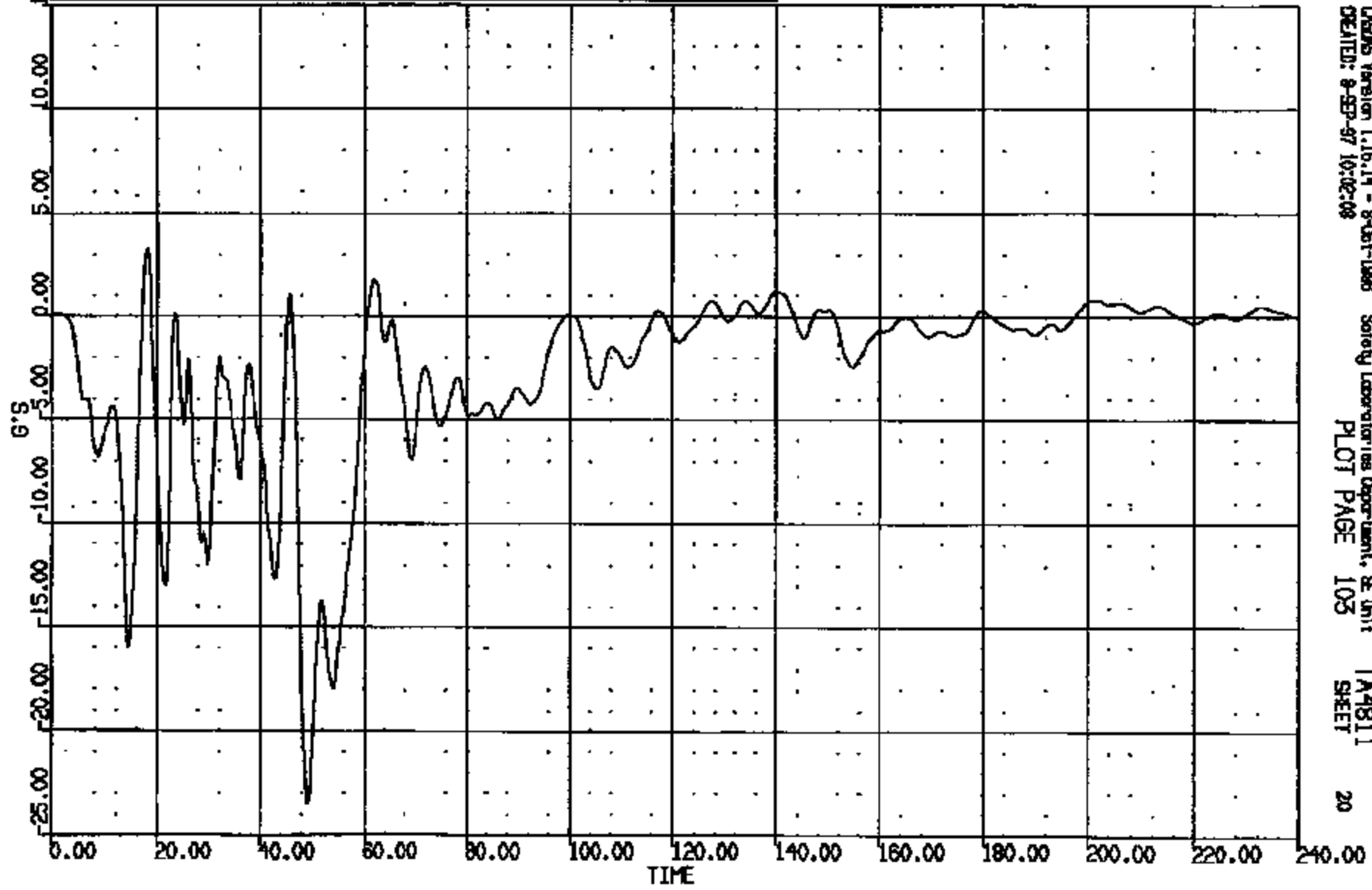
TA4811
SHEET

19

CRIS 0010822

LR R: 10822 TO: TA4811 DATE: 870908 09:15:25
100X ON-101 UNKNOWN

(45) CR10822T C/RAD UP FRT R SIDE CSA LONG 60C
MAX = 3.300 at 18.16 MS MIN = -23.54 at 49.12 MS **AXIS 1**



CRSWS Version 1.16.14 - 8-Oct-1988 Safety Laboratories Department, SE Unit
CREATED: 8-SEP-87 10:02:08
PLOT PAGE 103 TA4811
SHEET 20

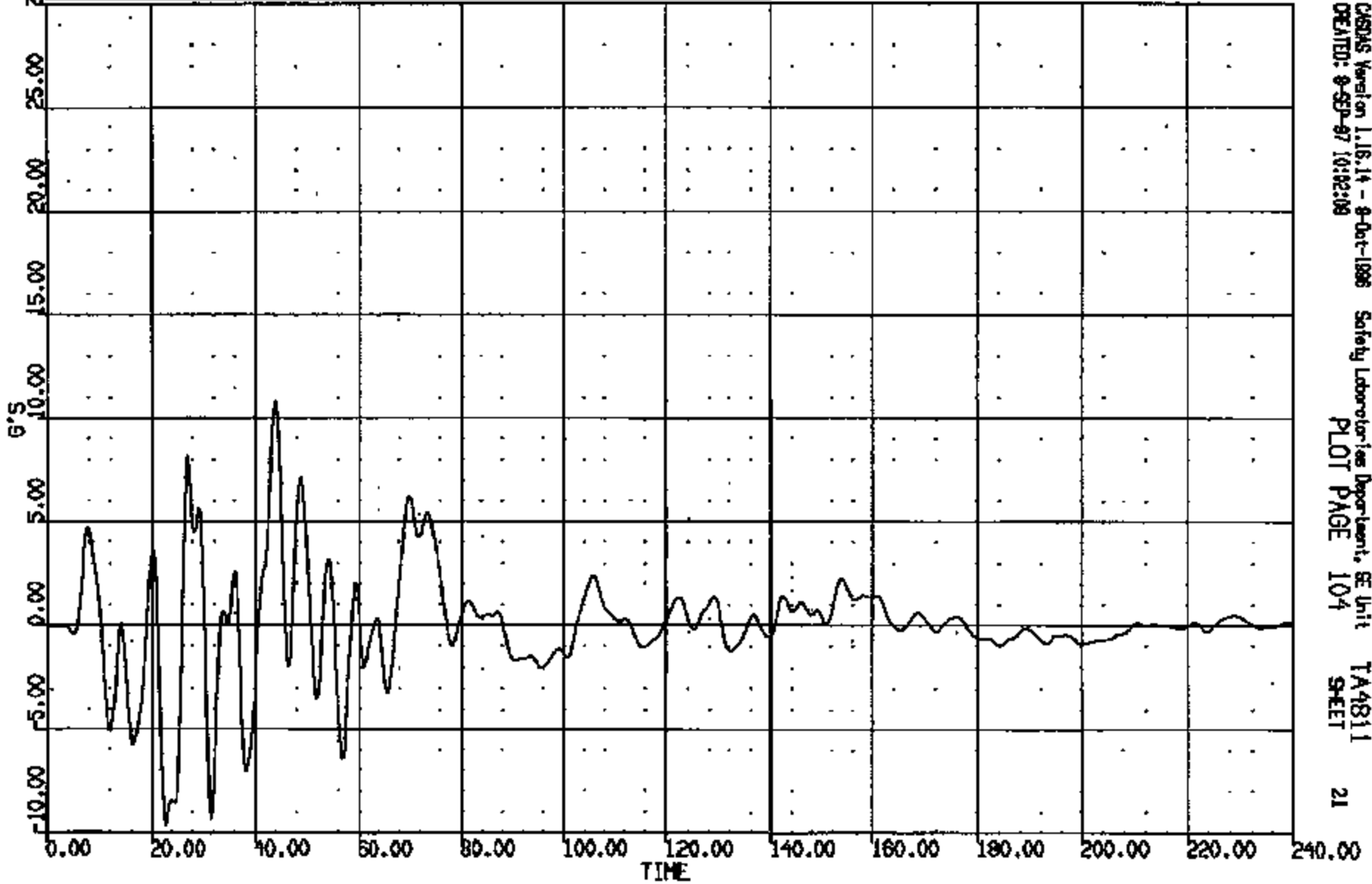
CRIS 0010822

CR R: 10822 TO: TA4811 DATE: 970908 09:15:25
198X DN-101 UNKNOWN

(46) CR10822T C/RAD UP FRT R SIDE CSA VERT GOC

MAX = 10.78 at 43.92 MS MIN = -9.687 at 22.80 MS

AXIS 1

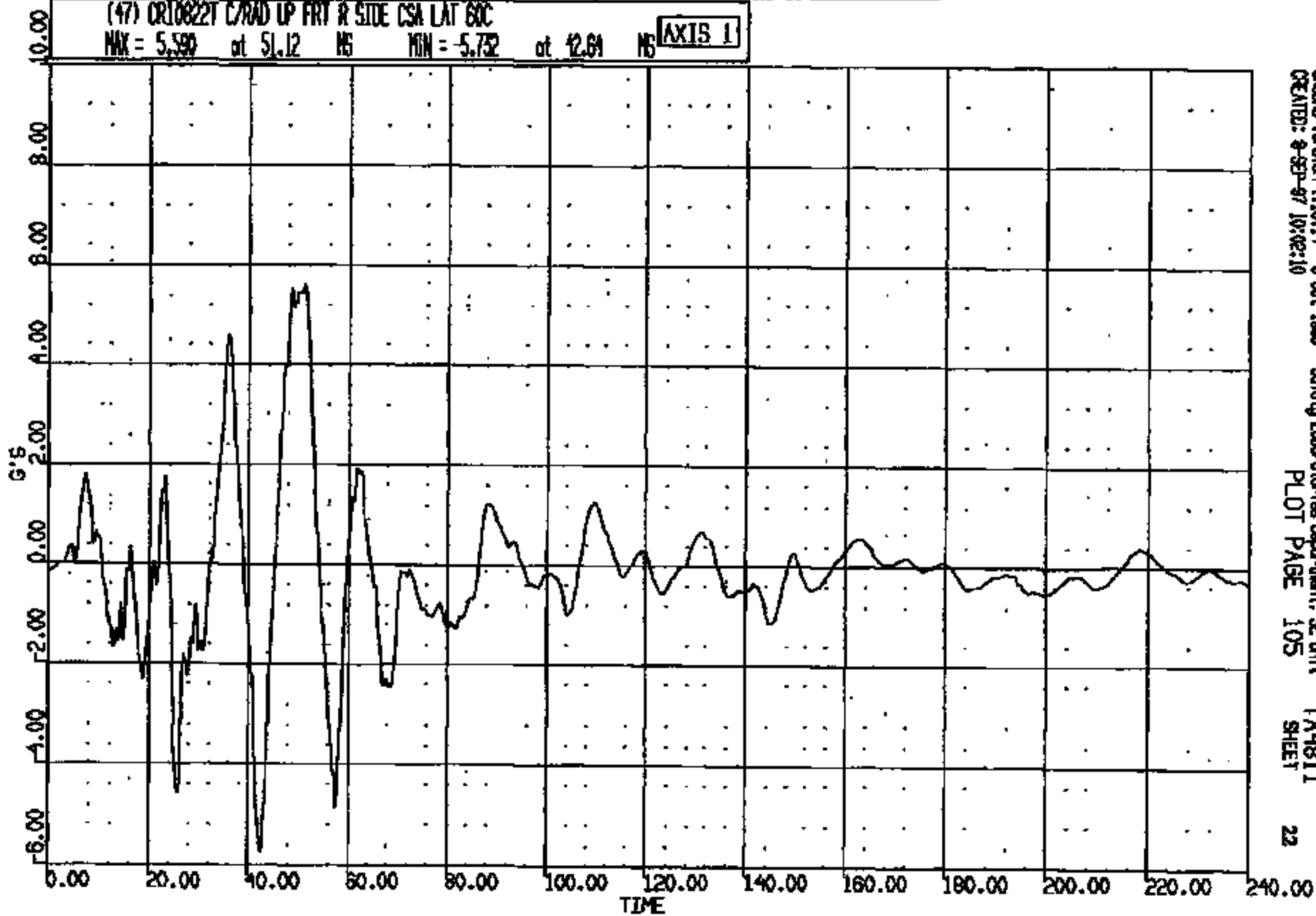


CASAS Version 1.16.14 - 9-Oct-1996 Safety Laboratories Department, SE Unit TA4811
CREATED: 9-SEP-97 10:02:09 PLOT PAGE 104 SHEET 21

CRTS 0010822

CRN#: 10822 TO: TA4811 DATE: 070908 09:15:26
LOG# DN-101 UNKNOWN

(47) CR10822T C/RAD LP FRT R SIDE CSA LAT 60C
MAX = 5.590 at 51.12 MS MIN = -5.732 at 42.64 MS **AXIS 1**



CRONUS Version 1.10.14 - 8-Oct-1998
CREATED: 8-SEP-97 10:42:10

Safety Laboratories Department, SE Unit
PLOT PAGE 105

TA4811
SHEET

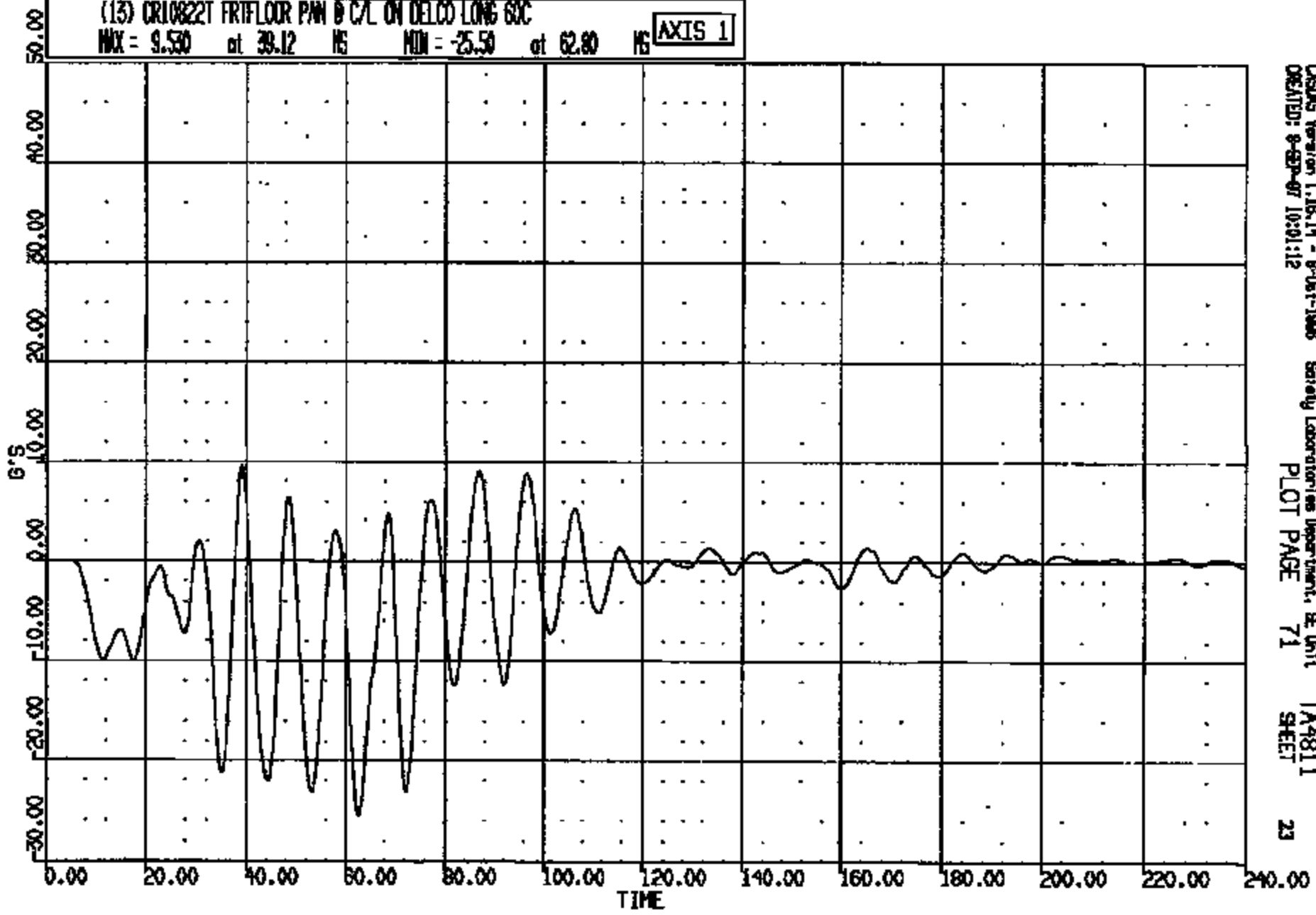
22

CRIS 0010822

CR 7: 10822 TO: TA4811 DATE: 970908 09:15:23
188X DN-101 UNKNOWN

(13) CR10822T FRIFLOOR PAN @ C/L ON DELCO LONG 6XC

MAX = 9.50 at 39.12 MS MIN = -25.50 at 62.80 MS AXIS 1



CASMS Version 1.16.14 - 9-Oct-1998 Safety Laboratories Department, E Unit TA4811
CREATED: 9-SEP-97 10:01:12 PLOT PAGE 71 SHEET 23

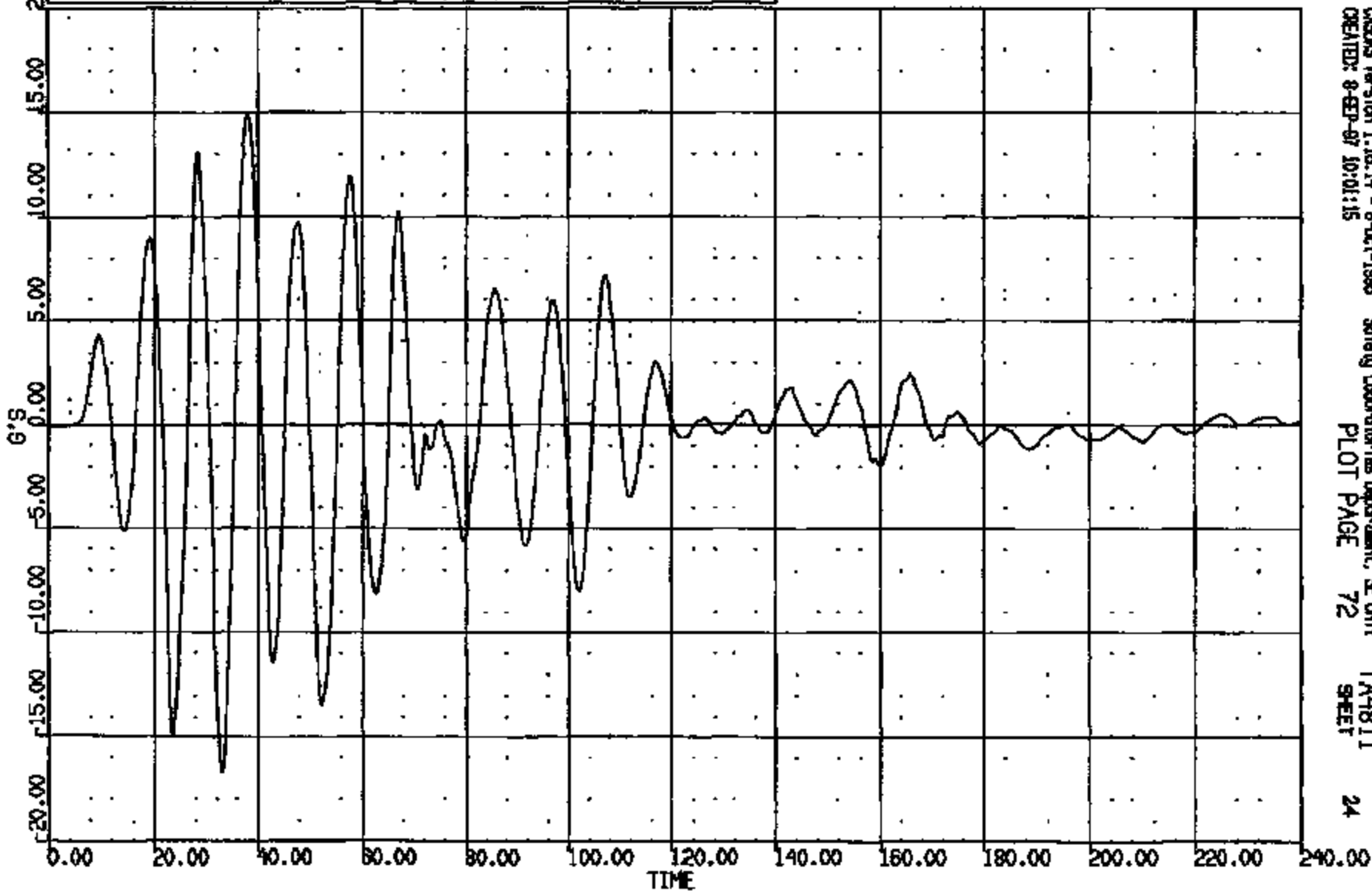
CRTS 0010822

CR #: 10822 TO: TA4811 DATE: 970908 08:16:28
100X DN-101 UNKNOWN

(14) CR108221 FRIFLOOR PAN @ C/L ON DELCO VERT 60C

MAX = 14.99 at 38.00 MS MIN = -16.70 at 33.04 MS

AXIS 1



CASYS Version 1.16.14 - 8-Oct-1996
CREATED: 8-SEP-97 10:01:15

Safety Laboratories Department, SE Unit
PLOT PAGE 72

TA4811
SHEET 24

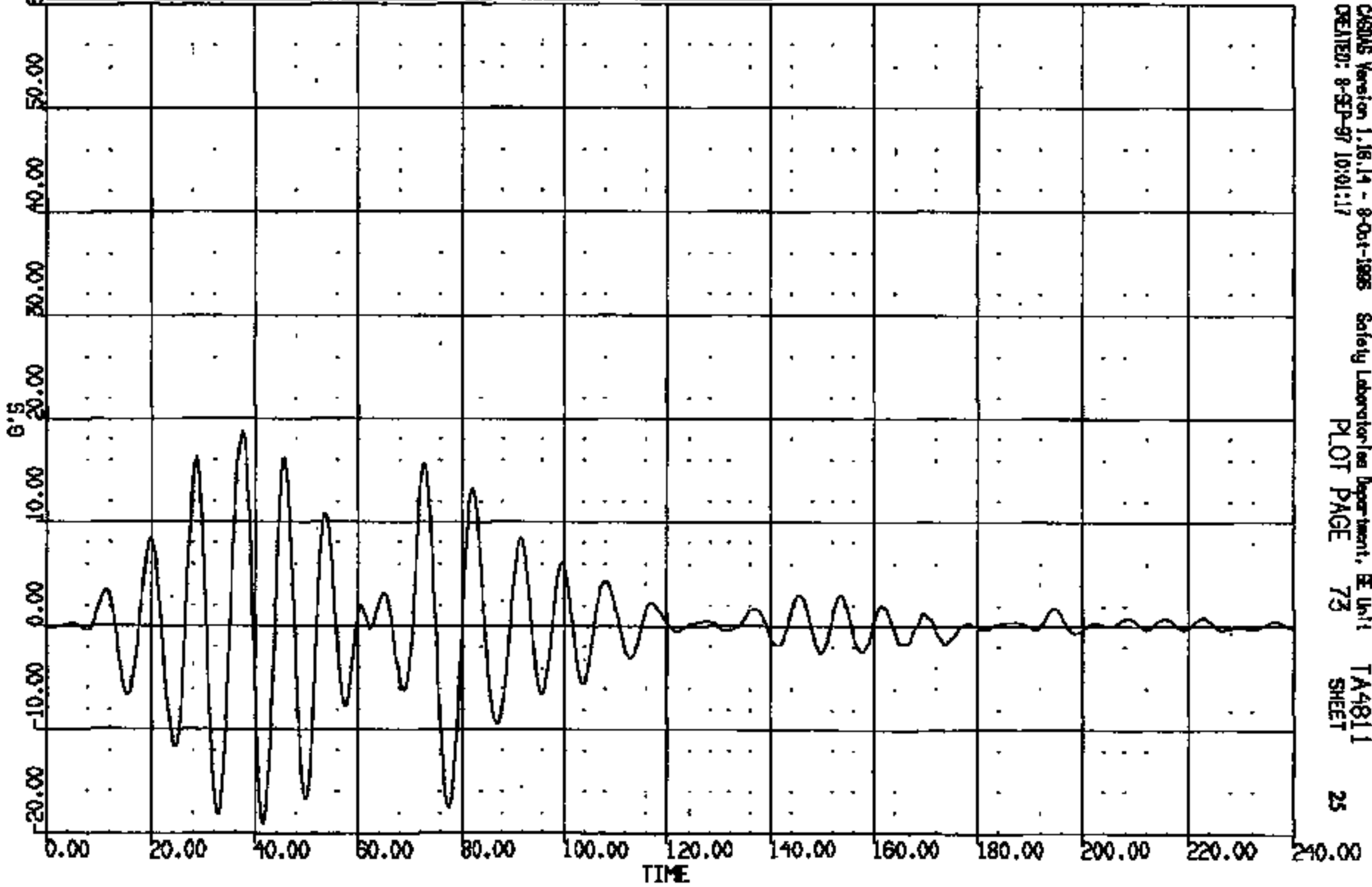
CRIS 0010822

CR R: 10822 TO: TA4811 DATE: 870908 09:15:25
198X DN-101 UNKNOWN

(15) CR10822T FRIFLOOR PAN @ CAL ON DECO LAT 68C

MAX = 18.76 at 37.41 MS MIN = -19.06 at 41.52 MS

AXIS 1

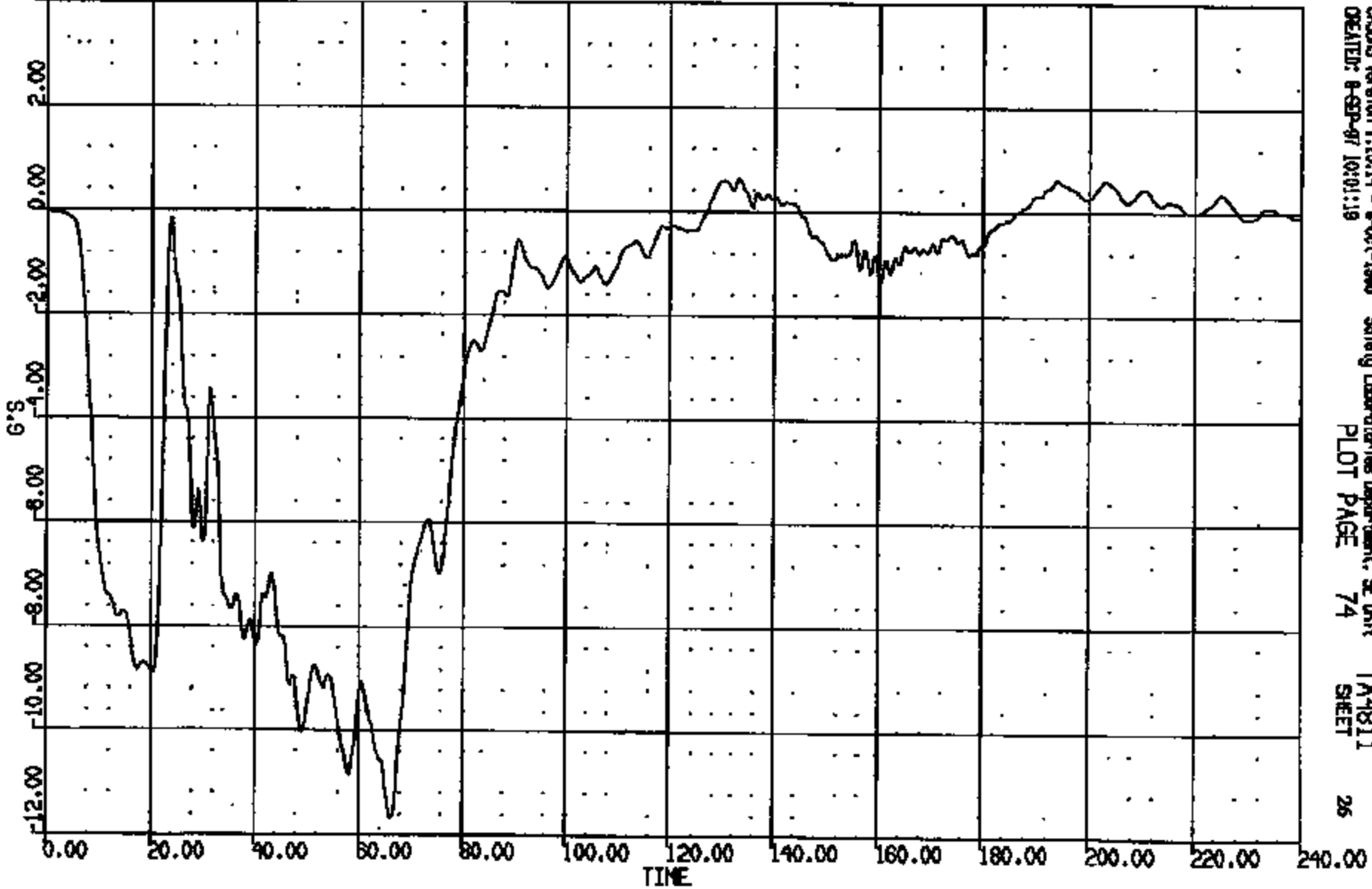


CASIAS Version 1.16.14 - 8-Oct-1988 Safety Laboratory Department, E Unit 1 TA4811
CREATED: 8-SEP-87 10:01:17 PLOT PAGE 73 SHEET 25

CRTS 0010822

CR R: 10822 TO: TA4811 DATE: 970908 09:15:25
189X DN-101 UNKNOWN

(16) CR10822Y L/H-PILLAR INSIDE LOWER SH LONG 60C
MAX = 0.6303 at 133.0 NS MIN = -11.00 at 68.16 NS AXIS 1

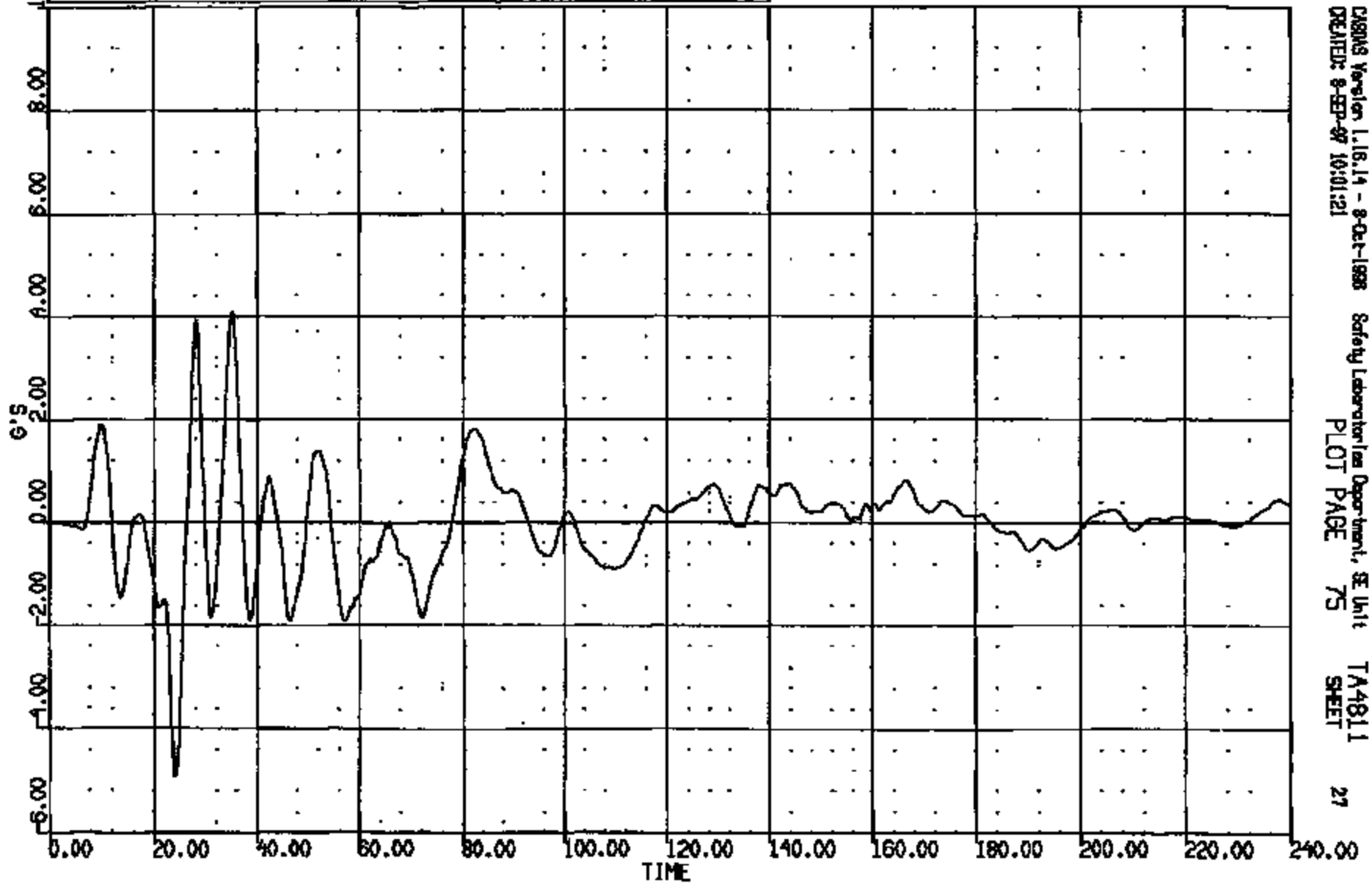


CRSUS Kevlon 1.18.14 - 8-0-1-1988 Safety Laboratories Department, SE Unit TA4811
CREATED: 8-SEP-97 10:01:19 PLOT PAGE 74 SHEET 26

CRIS 0010822

CR R: 10822 TO: TA4811 DATE: 870908 09:15:25
180X DN-101 UNKNOWN

(17) CR10822T L/R-PILLAR INSIDE LOWER SM VERT GOC
MAX = 4.035 at 35.04 MS MIN = -4.987 at 24.16 MS **AXIS 1**



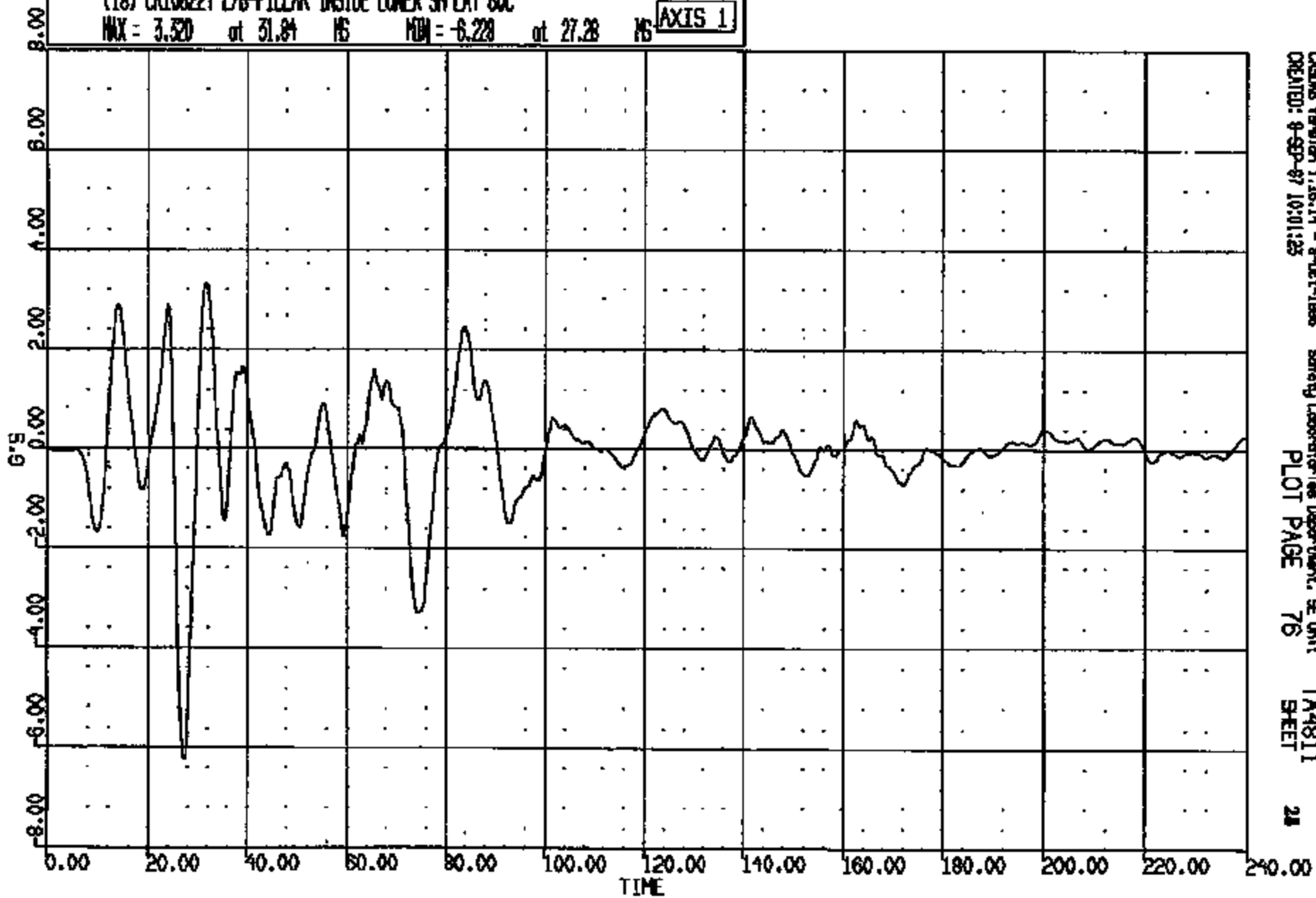
CRTS 0010822

CR R: 10822 TO: TA4811 DATE: 870908 09:15:25
188X DN-101 UNKNOWN

(18) CR10822T L/B-PILLAR INSIDE LOWER SN LAT 60C

MAX = 3.520 at 31.84 MS MIN = -6.228 at 27.28 MS

AXIS 1



CASMS Version 1.16.14 - 8-Dec-1986
CREATED: 8-SEP-87 10:01:25

Safety Laboratories Department, SE Unit
PLOT PAGE 76

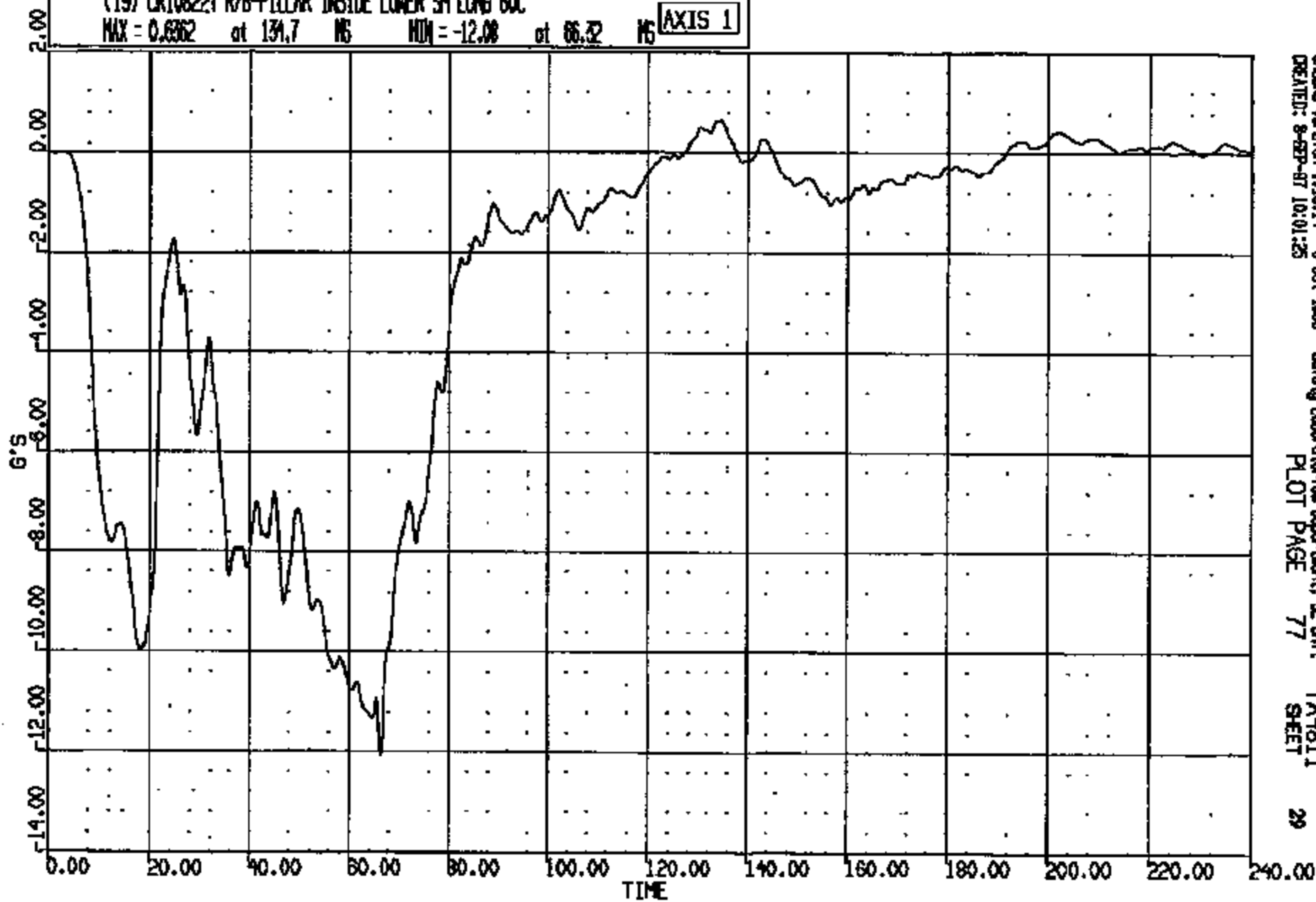
TA4811
SHEET

28

CRIS 0010822

CR R: 10822 TO: TA4811 DATE: 970908 09:15:25
189X DN-101 UNKNOWN

(19) CR10822T R/B-PILLAR INSIDE LOWER SH LONG 60C
MAX = 0.8362 at 131.7 NS MIN = -12.08 at 66.32 NS **AXIS 1**



CRSNG Version 1.18.14 - 9-01-1998
CREATED: 9-SEP-97 10:01:25

Safety Laboratories Department, SE Unit
PLOT PAGE 77

TA4811
SHEET

29

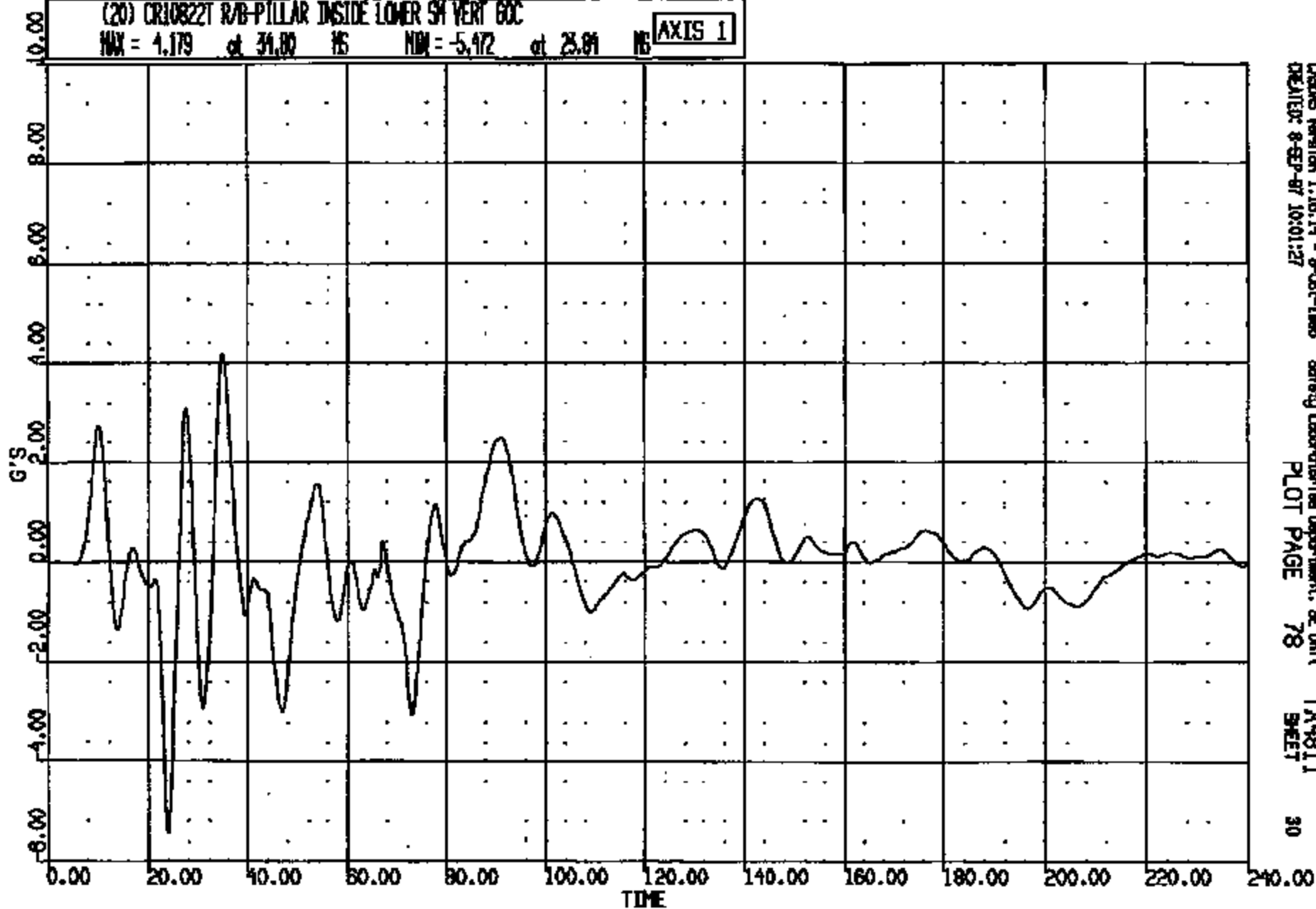
CRTS 0010822

CR R: 10822 TO: TA4811 DATE: 970908 09:15:26
100X DN-101 UNKNOWN

(20) CR10822T R/B-PILLAR INSIDE LOWER SH VERT 60C

MAX = 4.179 at 31.00 MS MIN = -5.972 at 23.01 MS

AXIS 1



CARDAS Version 1.16.14 - 9-Oct-1995
CREATED: 9-SEP-97 10:01:27

Safety Laboratories Department, SE Unit
PLOT PAGE 78

TA4811
SHEET

30

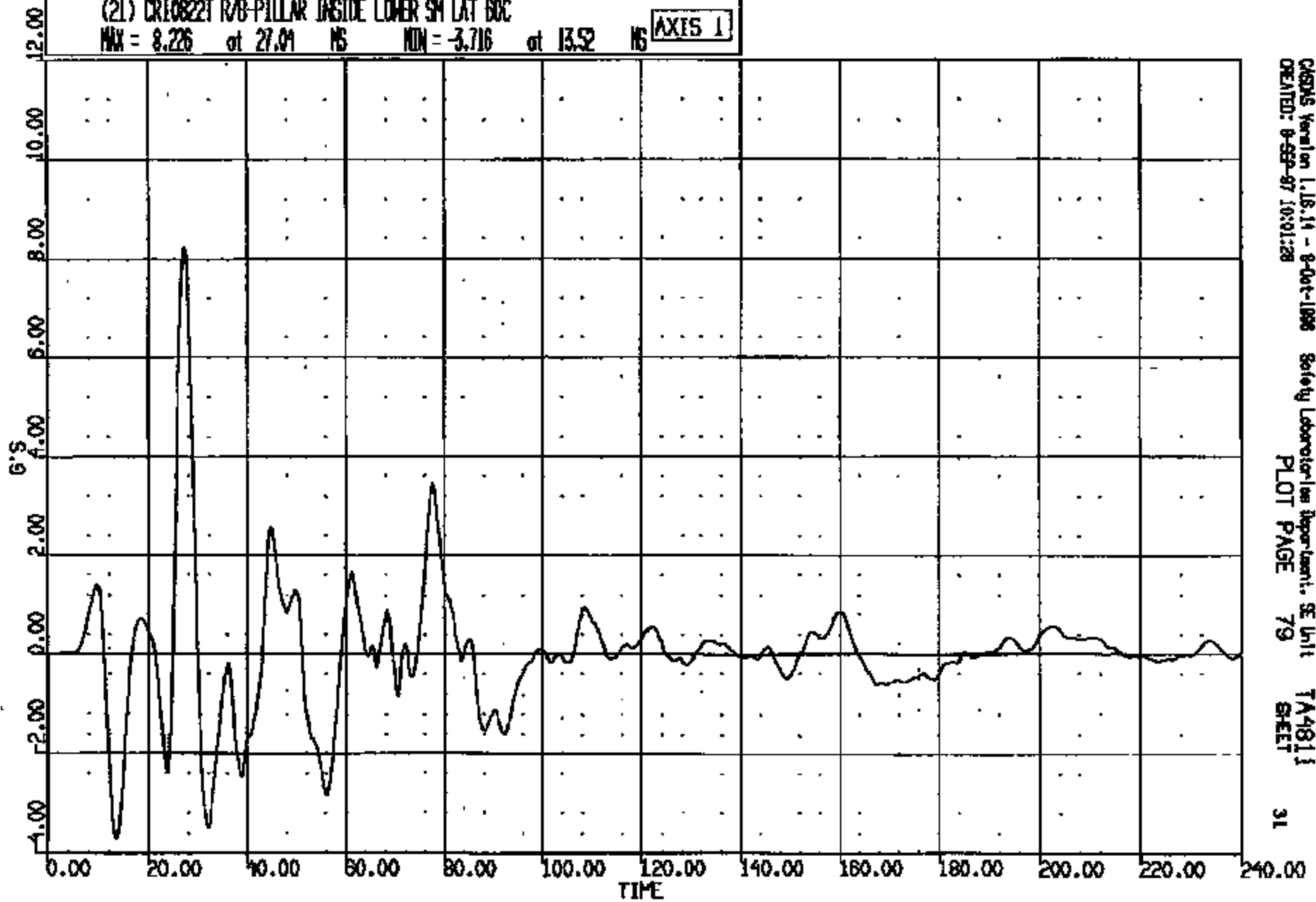
CRIS 0010822

CR R: 10822 TO: TA4811 DATE: 970908 08:13:23
199X DN-101 UNKNOWN

(21) CR10822T R/B-PILLAR INSIDE LOWER SM LAT BOC

MAX = 8.226 at 27.01 MS MIN = -3.716 at 13.52 MS

AXIS 1



CR10822

CRS/MS Version 1.1B-14 - 8-Oct-1996
CREATED: 8-SEP-97 10:01:28

Safety Laboratory Department, SE Unit
PLOT PAGE 79

TA4811
SHEET

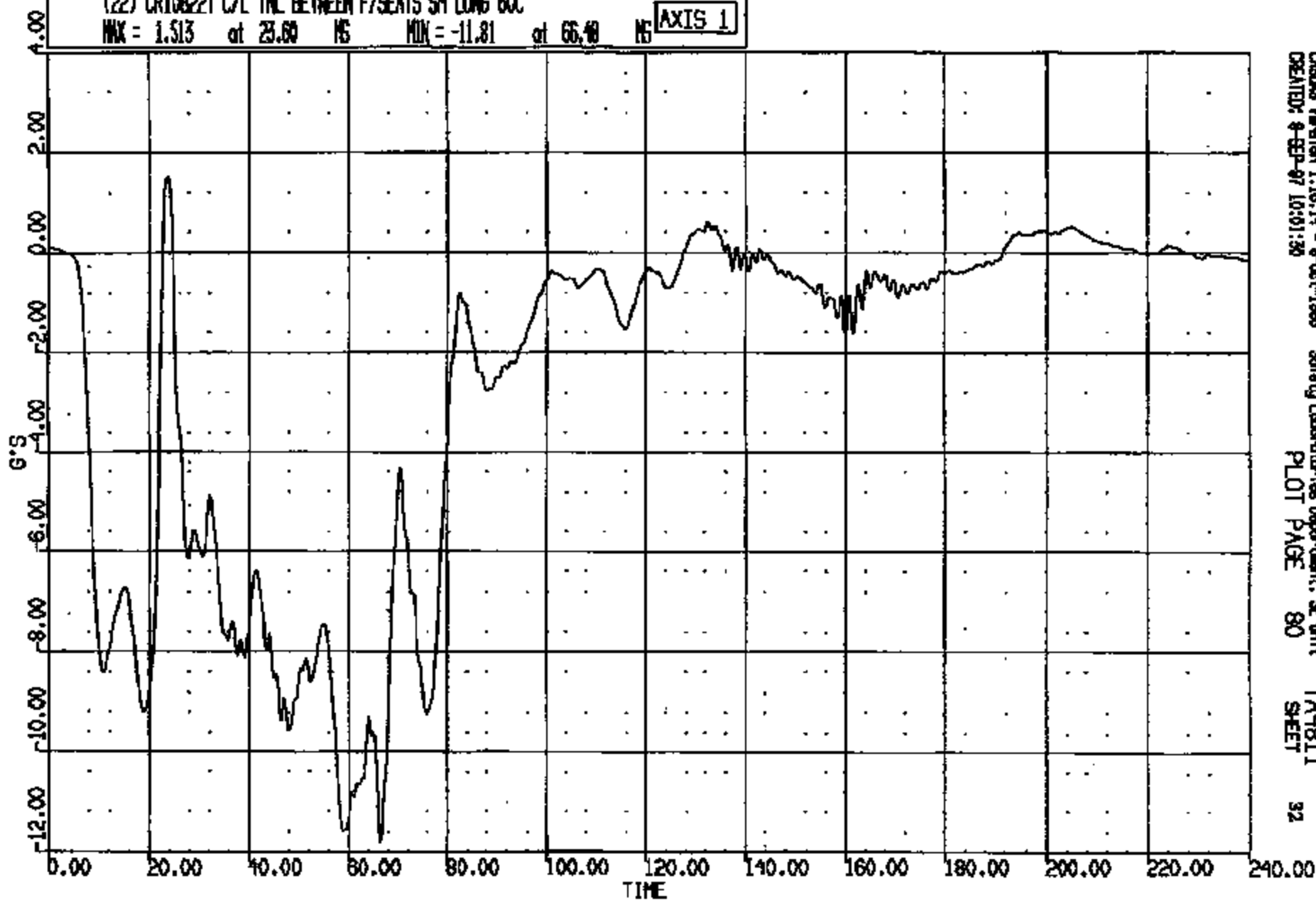
31

CR N: 10822 TO: TA4811 DATE: 970808 08:15:25
100X DN-101 UNKNOWN

(22) CR10822T C/L TNL BETWEEN F/SEATS SM LONG 60C

MAX = 1.513 at 23.00 MS MIN = -11.81 at 66.40 MS

AXIS 1



CASMS Version 1.16.14 - 8 Oct-1988
CREATED: 8-SEP-97 10:01:30

Safety Laboratories Department, SE Unit
PLOT PAGE 80

TA4811
SHEET

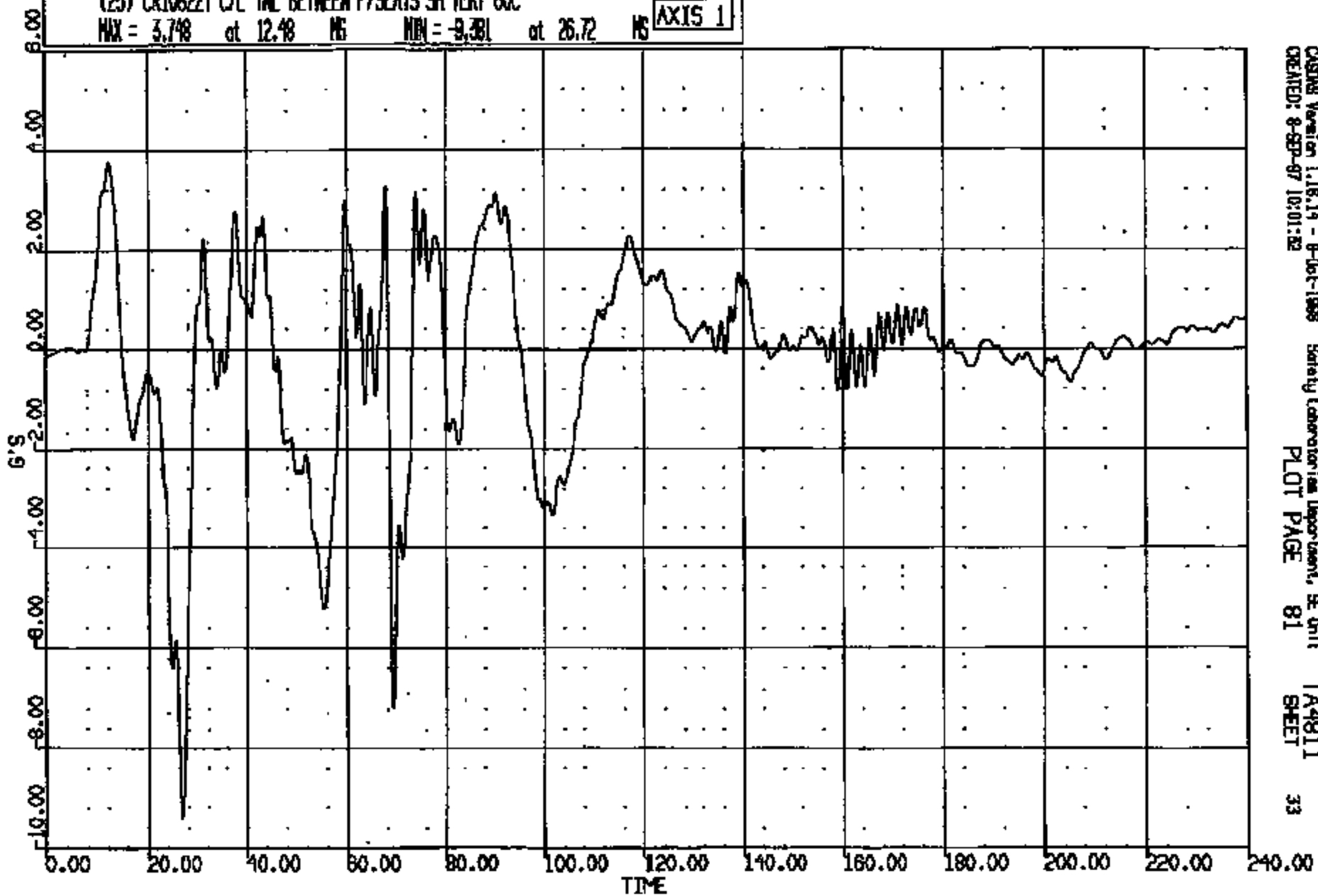
32

CRTS 0010822

CR R: 10822 TO: TA4811 DATE: 870908 09:15:25
189X ON-101 UNKNOWN

(23) CR10822T C/L TML BETWEEN F/SEATS SH VERT 6XC

MAX = 3.748 at 12.48 MS MIN = -9.381 at 26.72 MS AXIS 1



CASING Version 1.18.14 - 8-Oct-1988
CREATED: 8-SEP-87 10:01:32

Safety Laboratories Department, SE Unit
PLOT PAGE 81

TA4811
SHEET

33

CRTS 0010822

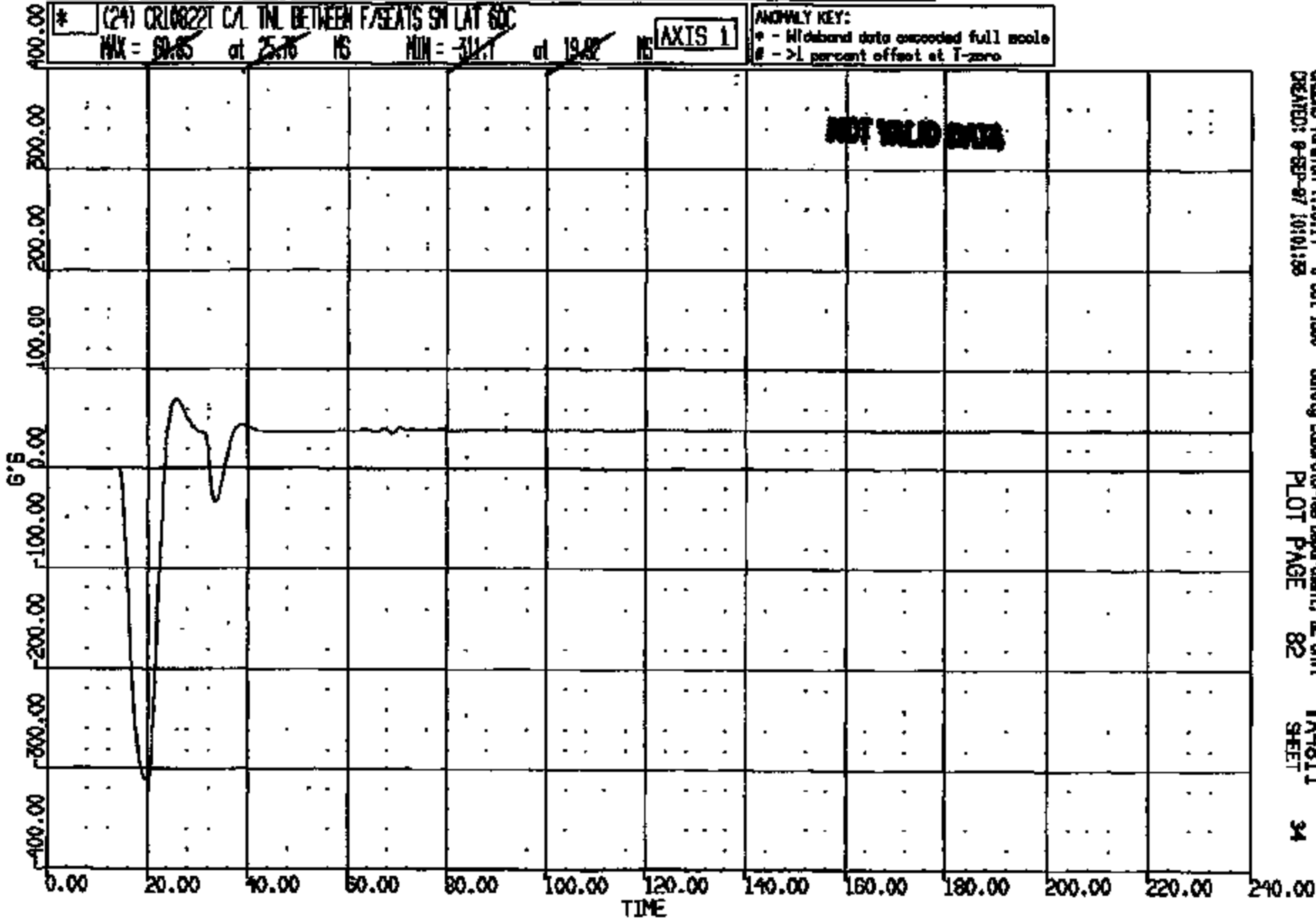
CR R: 10822 TO: TA4811 DATE: 970908 09:15:25
188X DN-101 UNKNOWN

* (24) CR10822T C/L TNL BETWEEN F/SEATS SN LAT 60C
MAX = 60.85 at 25.76 MS MIN = -31.17 at 19.42 MS

AXIS 1

ANOMALY KEY:
* - Highband data exceeded full scale
- >1 percent offset at T-zero

NOT VALID DATA

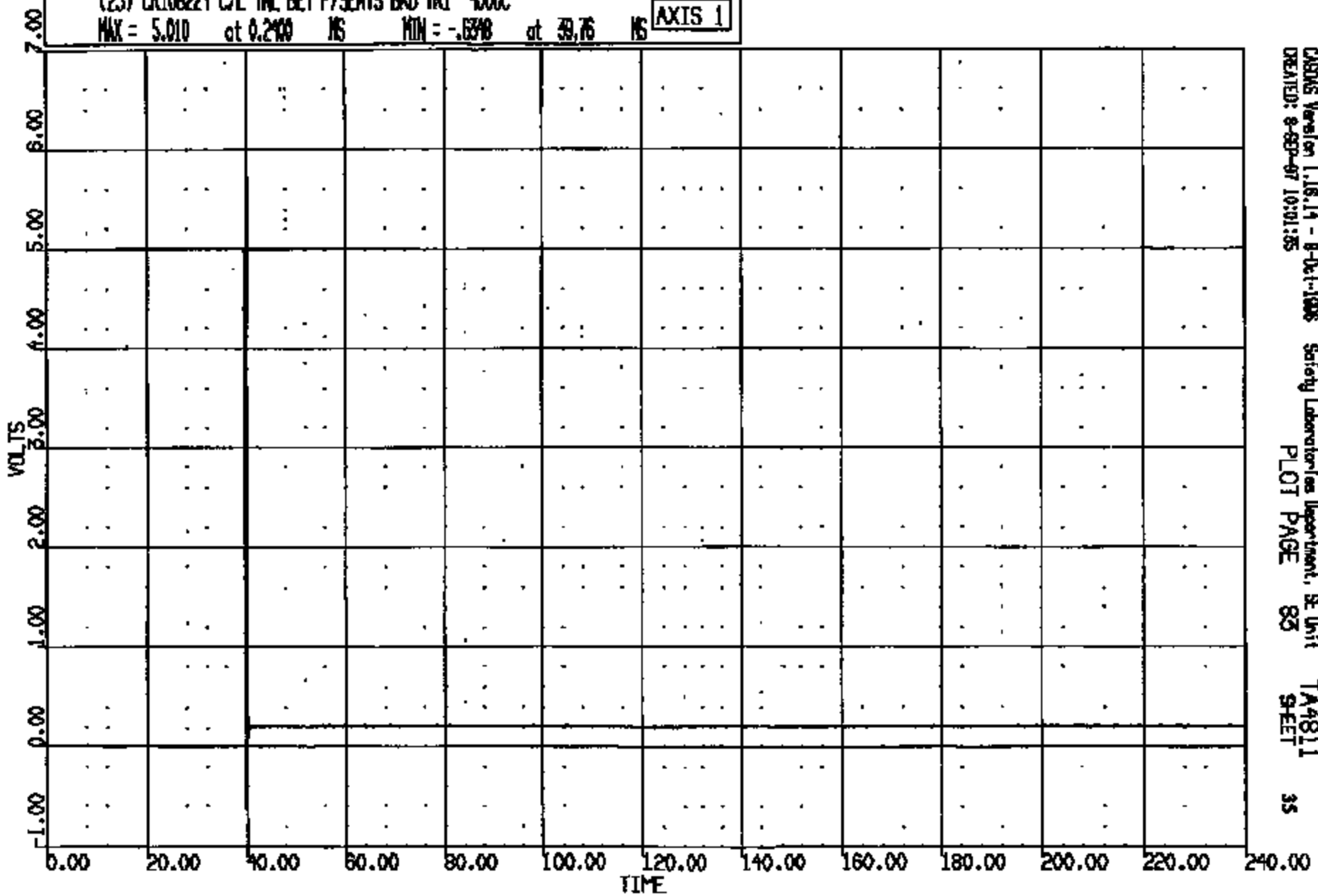


CRSIS Version 1.16.14 - 8-Oct-1998 Safety Laboratory Department, BE Unit TA4811
CREATED: 8-SEP-97 10:01:55 PLOT PAGE 82 SHEET 34

CRTS 0010822

CR R: 10822 TO: TA4811 DATE: 870808 09:15:25
180X ON-101 UNKNOWN

(25) CR108221 CAL TML BET F/SEATS BRO TRL 4000C
MAX = 5.010 at 0.2100 MS MIN = -.5398 at 39.76 MS **AXIS 1**



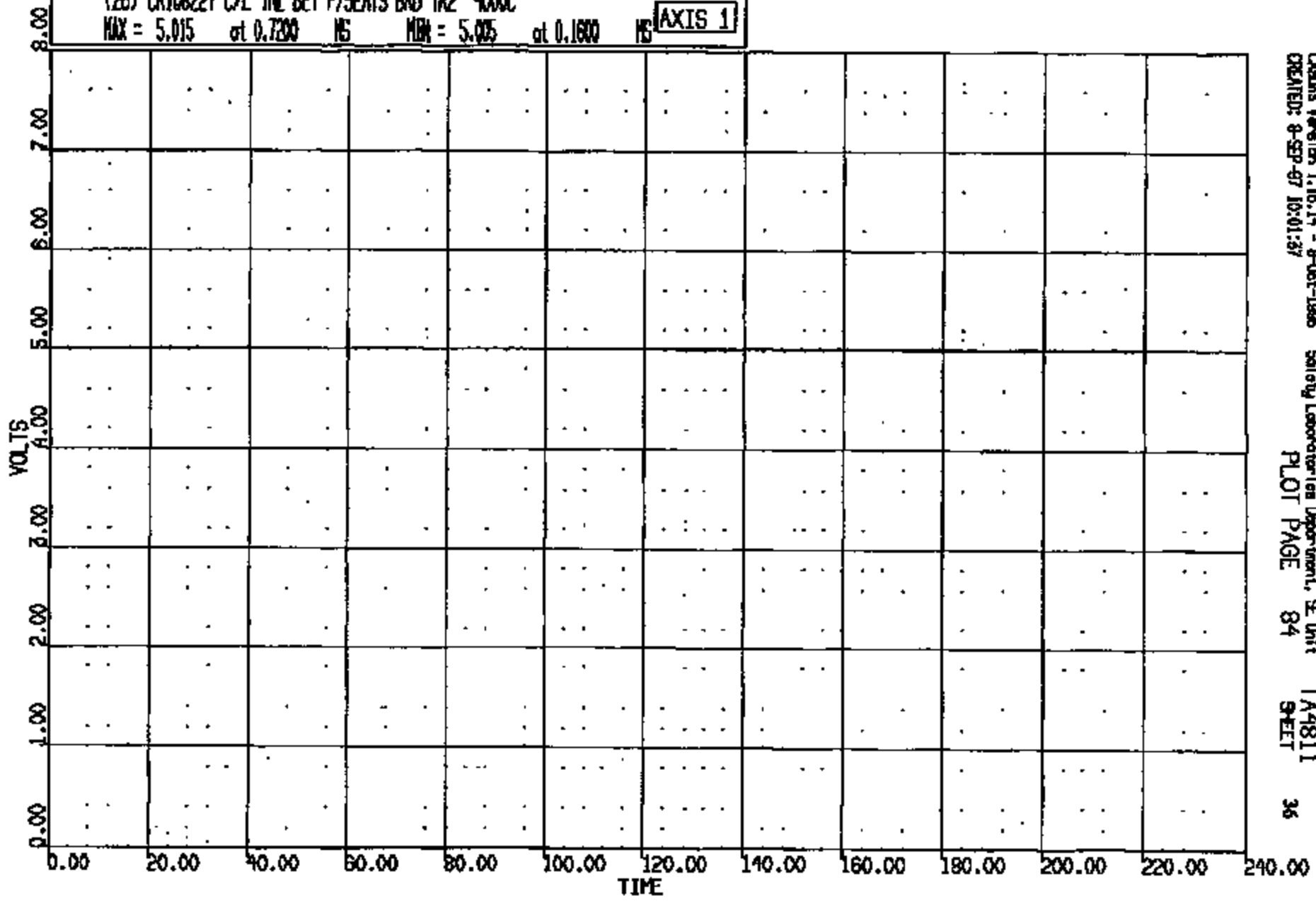
CASTING Version 1.18.14 - 8-04-1998 Safety Laboratories Department, SE Unit TA4811
CREATED: 8-SEP-97 10:01:25 PLOT PAGE 83 SHEET 35

CRITS 0010822

CR#: 10822 TO: TA4811 DATE: 870808 09:15:25
100X DN-101 UNKNOWN

(26) CR10822T CAL TML BET F/SEATS BRO TR2 4000C
MAX = 5.015 at 0.7200 MS MIN = 5.005 at 0.1600 MS

AXIS 1

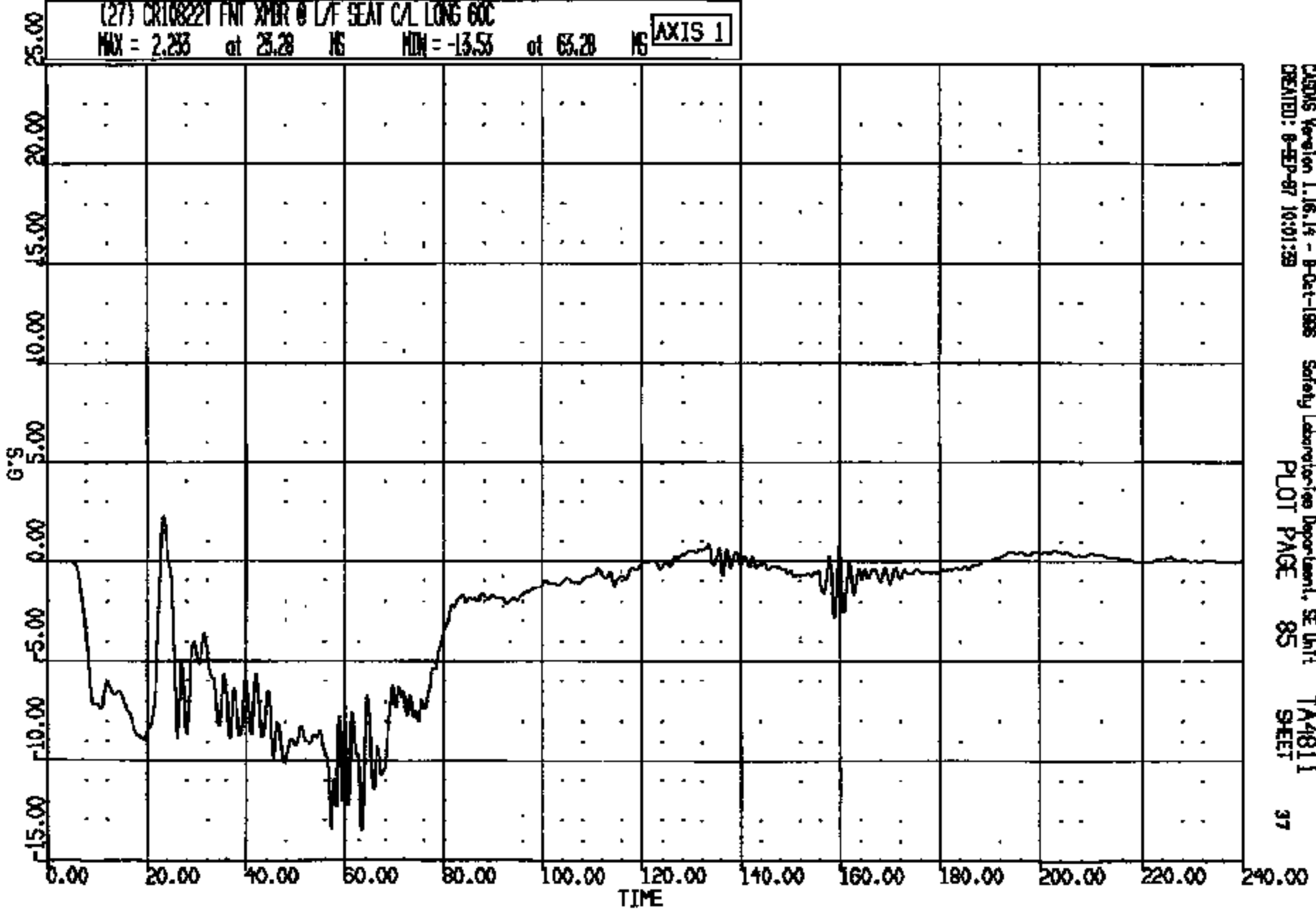


CRTS 0010822

CASMS Version 1.18.14 - 8-Oct-1986 Safety Laboratories Department, SE Unit TA4811
CREATED: 8-SEP-87 10:01:37 PLOT PAGE 84 SHEET 36

CR R: 10822 TO: TA4811 DATE: 870908 09:15:23
199X DN-101 UNKNOWN

(27) CR108221 FMT XPR @ L/F SEAT CAL LONG 60C
MAX = 2.233 at 23.28 MS MIN = -13.53 at 63.28 MS **AXIS 1**



CASINS Version 1.16.14 - 8-Oct-1988 Safety Laboratory Department, SE Unit
CREATED: 8-SEP-87 10:01:29
PLOT PAGE 85
TA4811
SHEET 37

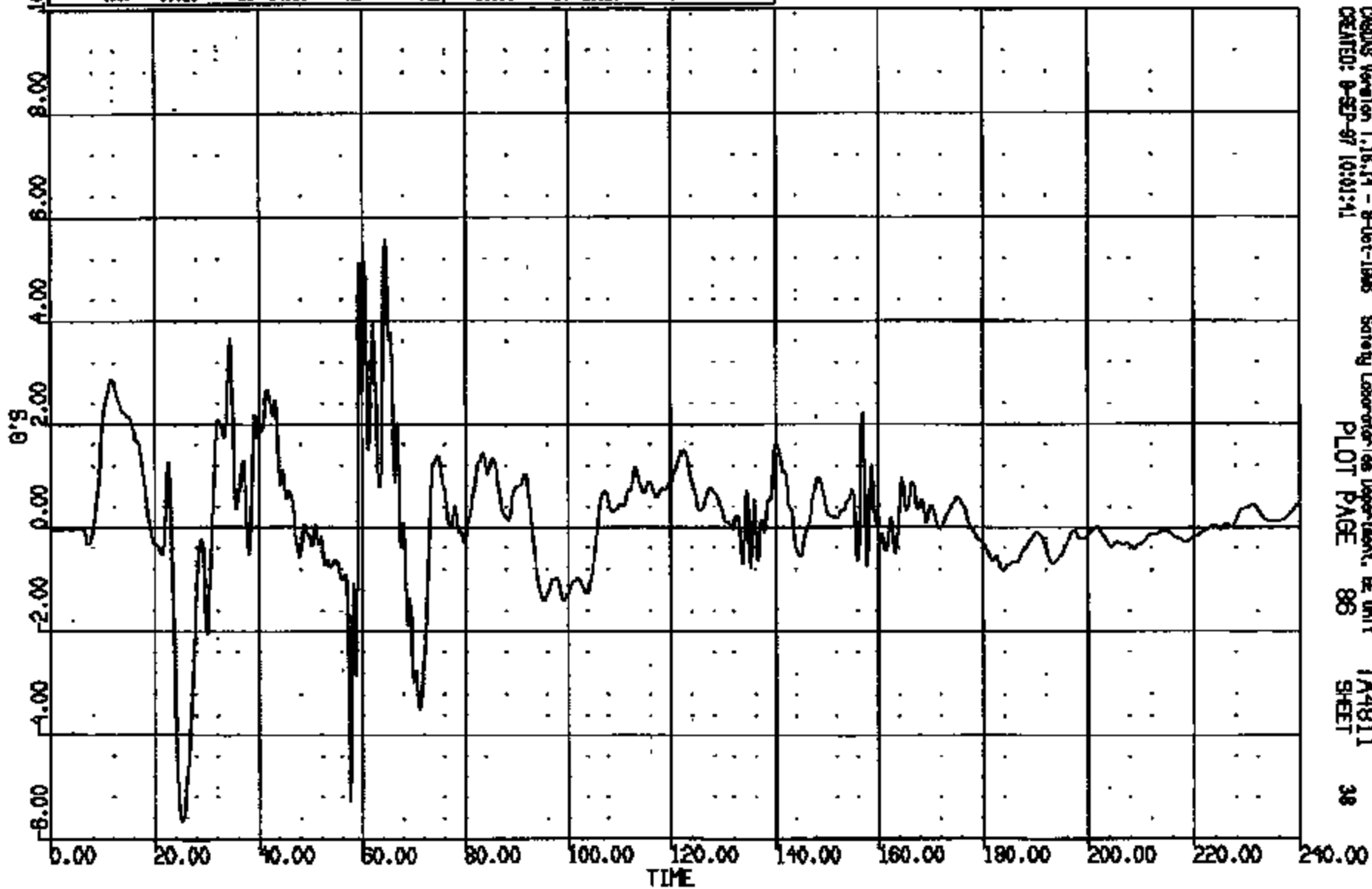
CRTS 0010822

CR R: 10822 TO: TA4811 DATE: 070008 09:15:25
100X DN-101 UNKNOWN

(28) CR10822T FNT XNER @ L/F SEAT CAL VERT 60C

MAX = 5.528 at 64.56 MS MIN = -5.068 at 25.28 MS

AXIS 1



CRSAS Version 1.16.14 - 8-Oct-1998
CREATED: 8-SEP-97 10:01:41

Safety Laboratories Department, BE Unit
PLOT PAGE 86

TA4811
SHEET

38

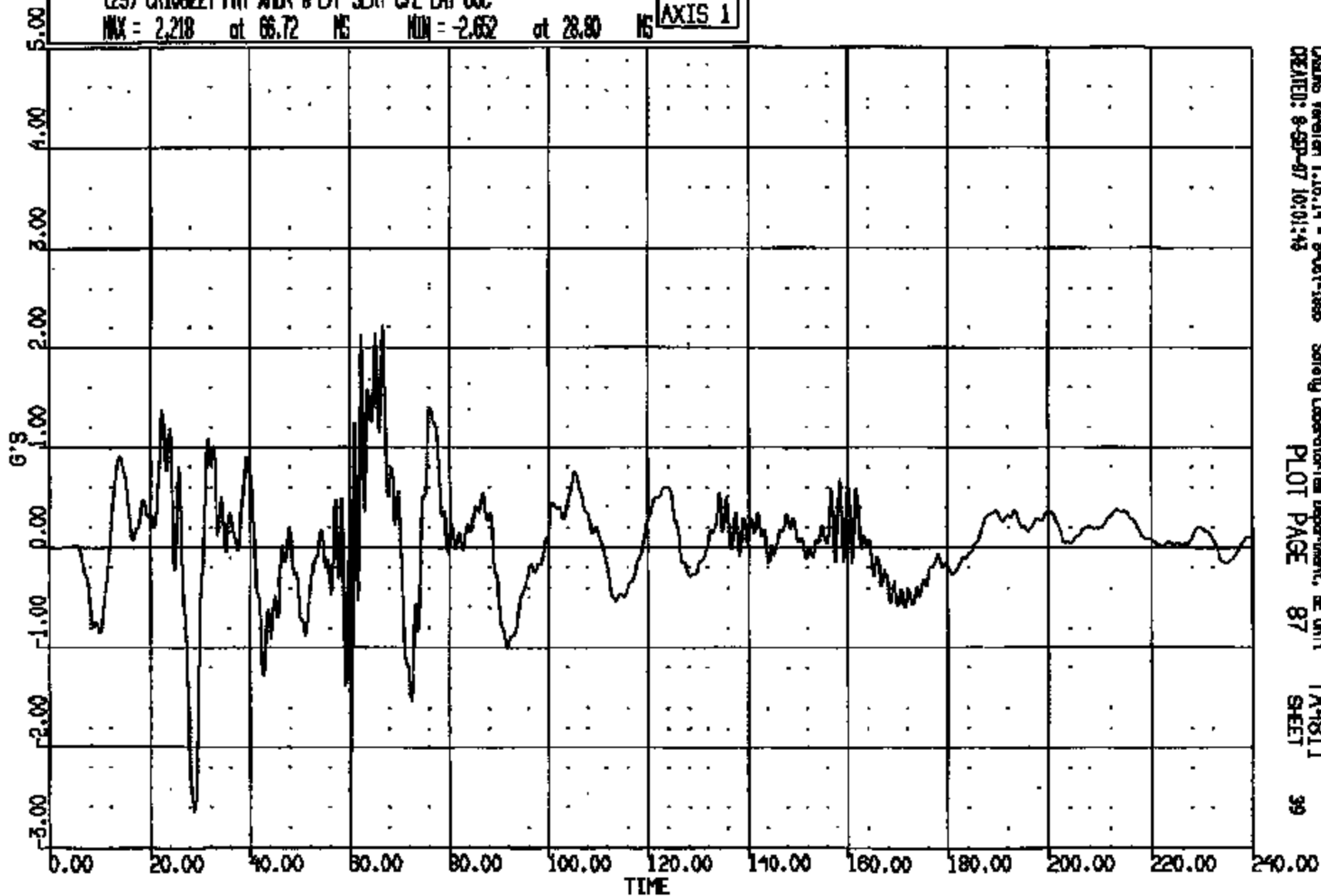
CRTS 0010822

CR R: 10822 TO: TA4811 DATE: 970908 09:15:26
100X DN-101 UNKNOWN

(29) CR10822T FNT XMR B L/F SEAT CAL LAT 60C

MAX = 2.218 at 66.72 MS MIN = -2.652 at 28.80 MS

AXIS 1



CASMS Version 1.16.14 - 9-Oct-1998
CREATED: 9-SEP-97 10:01:45

Safety Laboratory Department, E Unit
PLOT PAGE 87

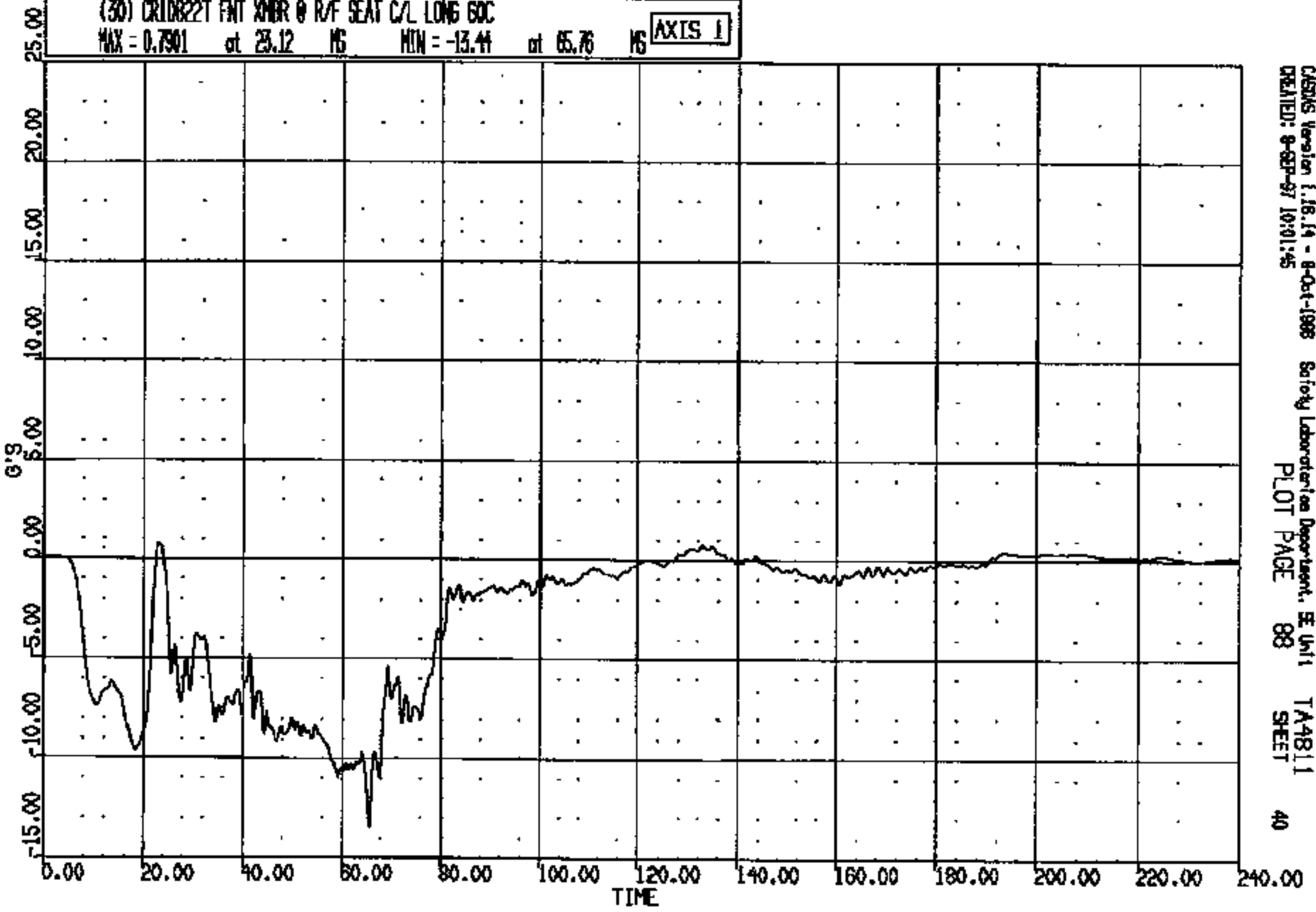
TA4811
SHEET

39

CRTS 0010822

CR R: 10822 TO: TA4811 DATE: 970908 09:15:25
199X DN-101 UNKNOWN

(30) CR10822T FNT XMR @ R/F SEAT C/L LONG 60C
MAX = 0.7901 at 23.12 MS MIN = -13.44 at 65.76 MS **AXIS 1**

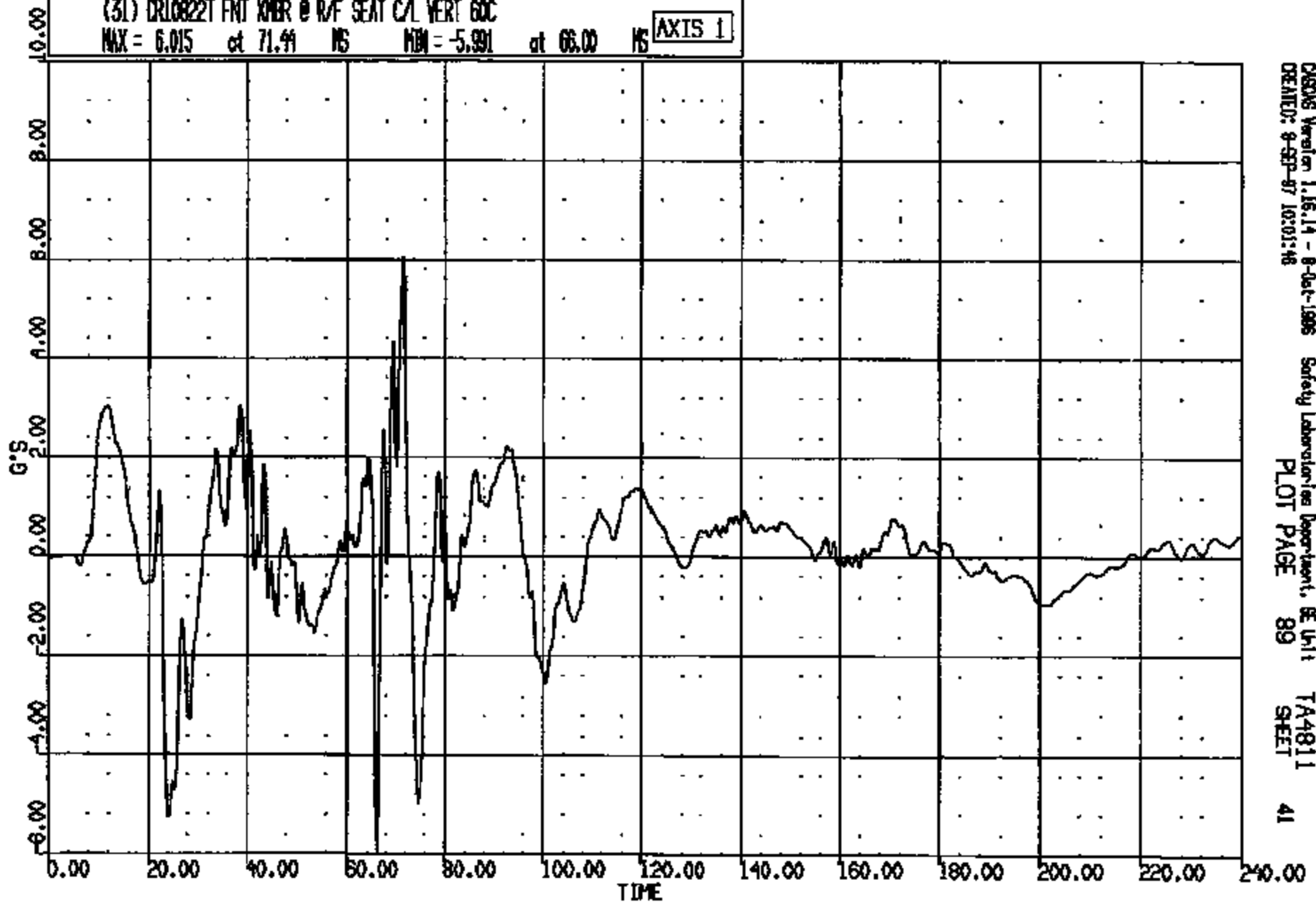


CASMS Version 1.18.14 - 8-Oct-1998 Safety Laboratories Department, EE Unit 1
CREATED: 9-SEP-97 10:01:45 PLOT PAGE 88 TA4811 SHEET 40

CRTS 0010822

CR R: 10822 TO: TA4811 DATE: 870908 09:15:25
189X ON-101 UNKNOWN

(31) CR10822T FMT XMR @ R/F SEAT C/L VERT GDC
MAX = 6.015 at 71.44 MS MIN = -5.991 at 66.00 MS AXIS 1



CRSING Version 1.16.14 - 8-Oct-1988 Safety Laboratories Department, GE Unit TA4811
CREATED: 8-SEP-87 10:01:48 PLOT PAGE 89 SHEET 41

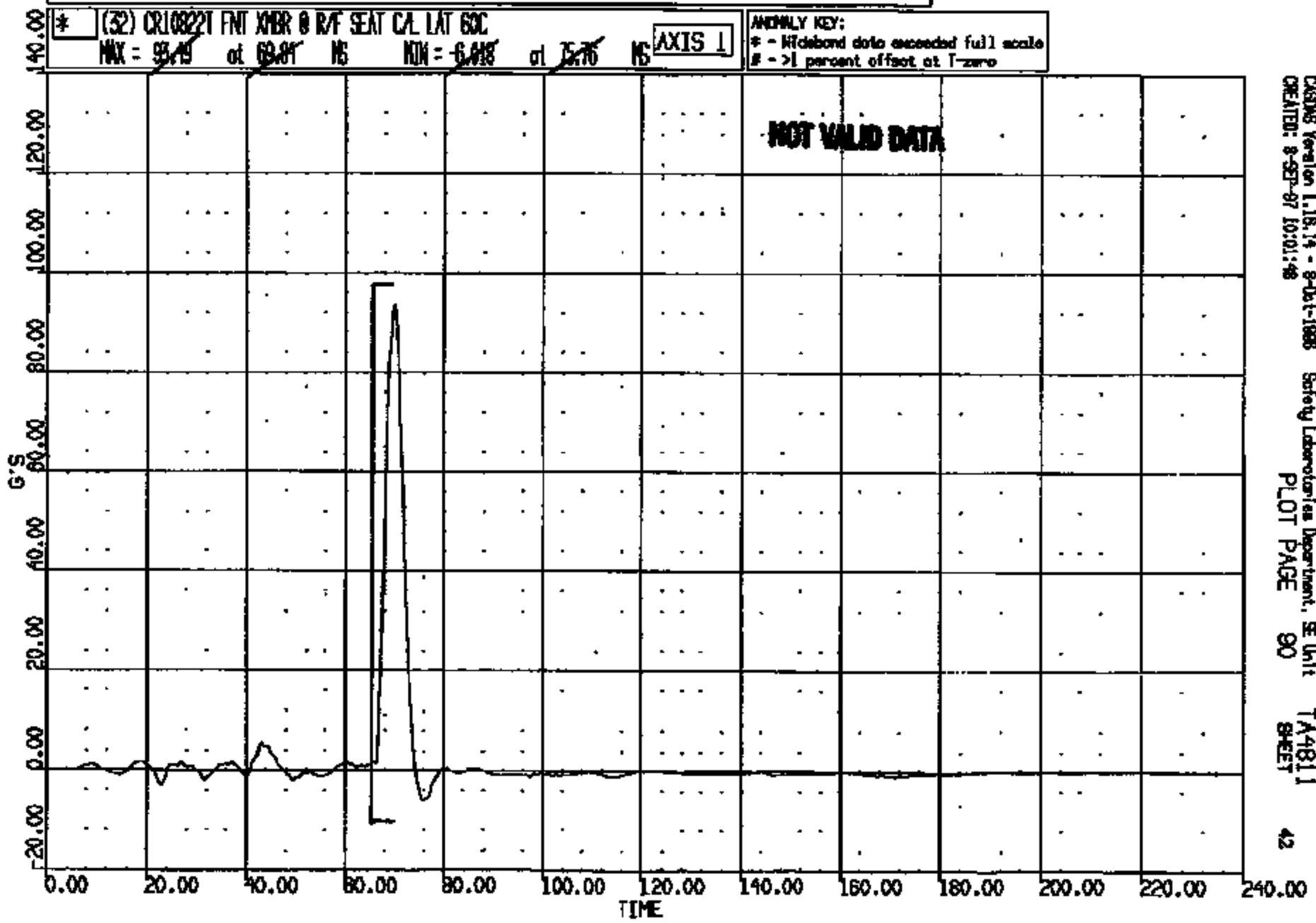
CRTS 0010822

CR R: 10822 TO: TA4811 DATE: 870803 09:15:28
189X DN-101 UNKNOWN

* (32) CR108221 FNT XBR @ R/F SEAT CAL LAT 60C
MAX = 93.19 at 69.91 MS MIN = -6.018 at 75.76 MS

ANOMLY KEY:
* - Hitch data exceeded full scale
- >1 percent offset at T-zero

AXIS 1



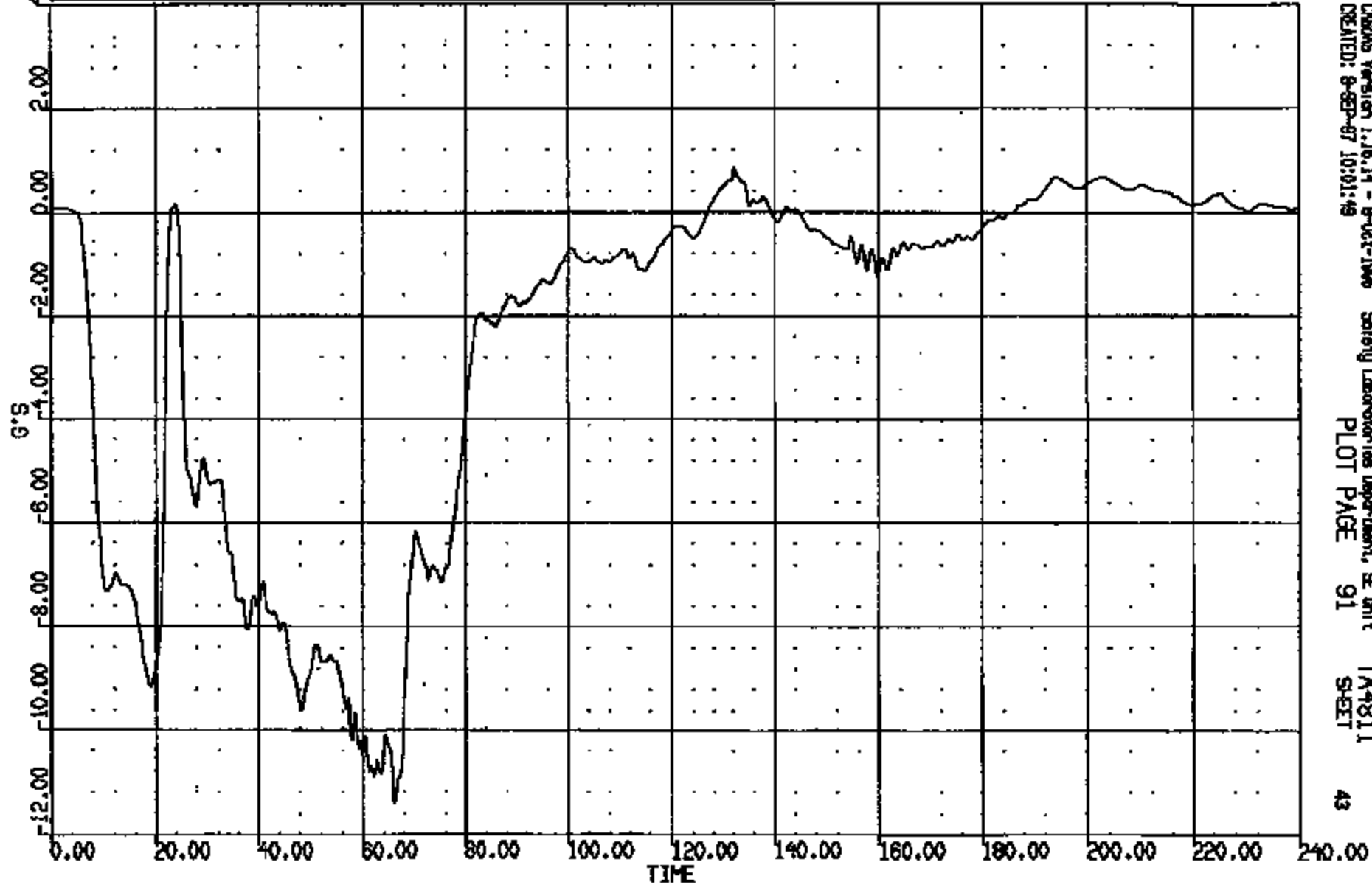
CASIMS Version 1.18.14 - 8-01-1988 Safety Laboratories Department, SE Unit TA4811
CREATED: 8-27-87 10:01:48 PLOT PAGE 90 SHEET 42

CRTS 0010822

CR #: 10822 TO: TA4811 DATE: 870908 09:15:25
199X ON-101 UNKNOWN

(33) CR10822T REAR XMR @ L/F SEAT C/L SH LONG 60C
MAX = 0.8485 at 132.1 MS MIN = -11.42 at 66.18 MS

AXIS 1



CRTS 0010822

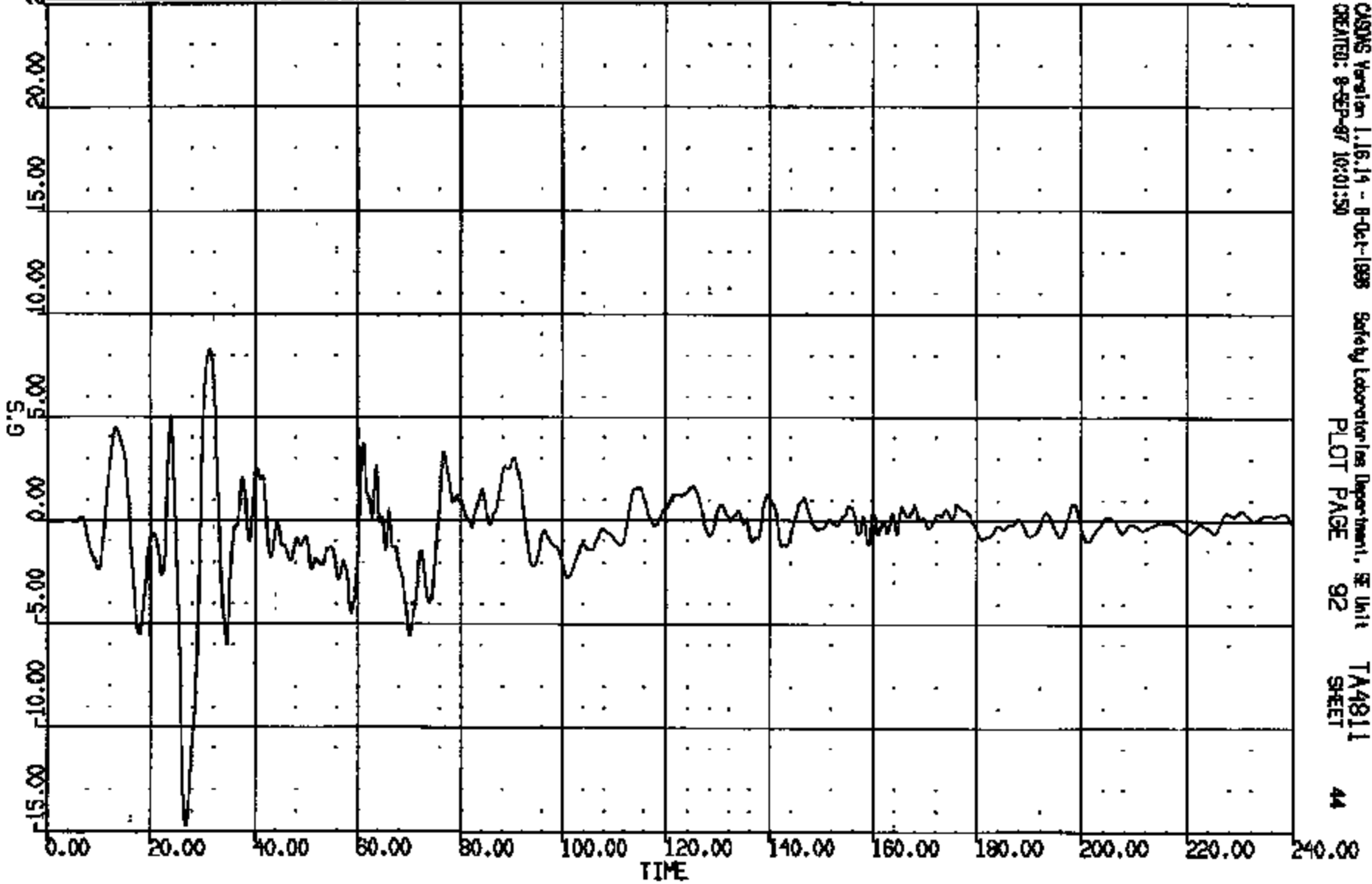
CRSAS Version 1.16.14 - 8-Oct-1986 Safety Laboratories Department, E Unit TA4811
CREATED: 8-SEP-87 10:01:49 PLOT PAGE 91 SHEET 43

CR R: 10822 TO: TA4811 DATE: 870908 09:15:25
188X DN-101 UNKNOWN

(34) CR10822T REAR XMR @ L/F SEAT CAL SM VERT GXC

MAX = 8.290 at 31.35 MS MIN = -14.77 at 26.88 MS

AXIS 1

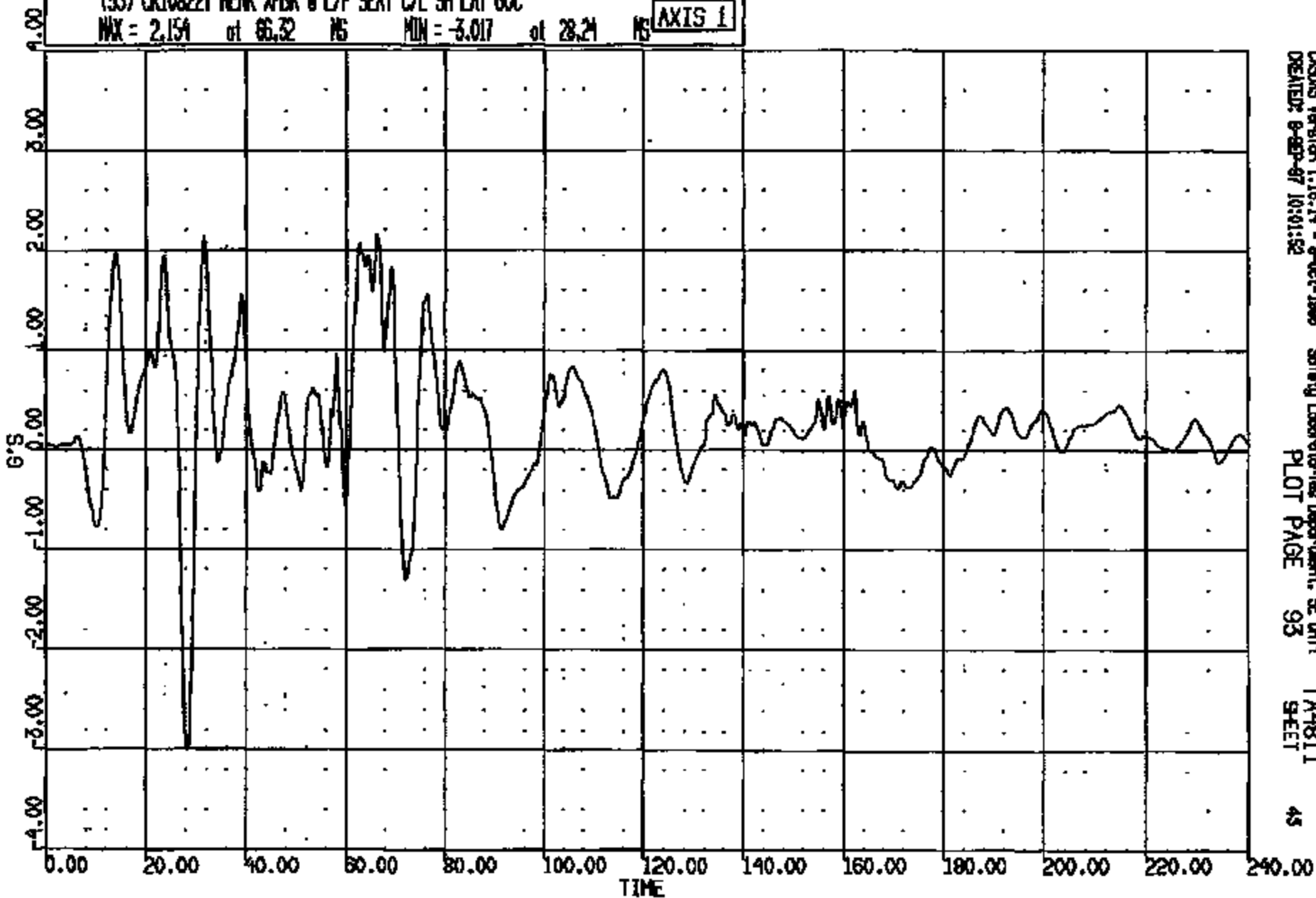


CRSNG Version 1.16.14 - 8-Oct-1998 Safety Laboratories Department, SE Unit TA4811
CREATED: 8-SEP-97 10:01:50 PLOT PAGE 92 SHEET 44

CRIS 0010822

CR 10822 TO: TA4811 DATE: 970908 09:15:25
199X DN-101 UNKNOWN

(35) CR108221 NEAR XMBR @ L/F SEAT C/L SH LAT 60C
MAX = 2.154 at 66.32 MS MIN = -3.017 at 28.24 MS **AXIS 1**

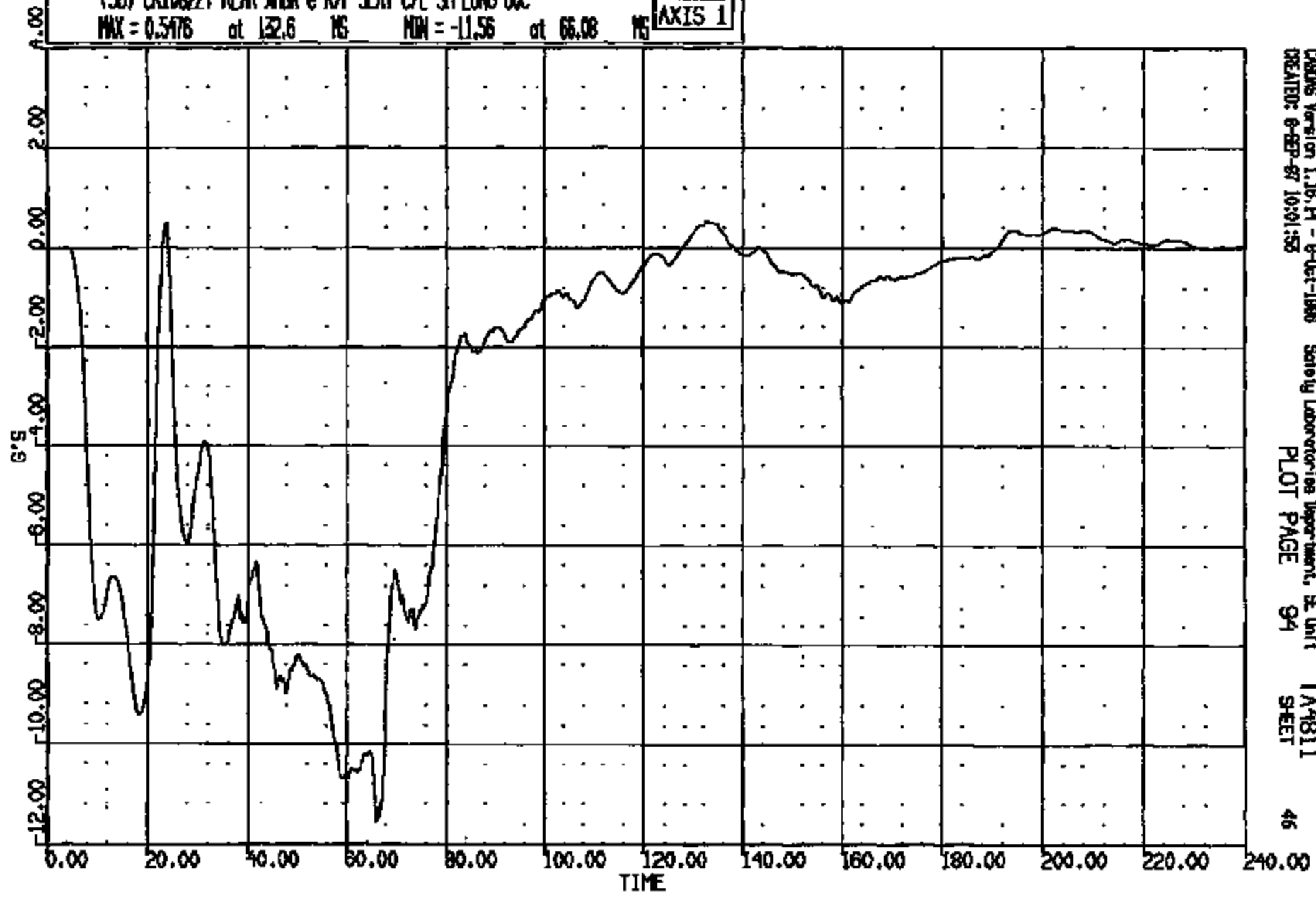


CRSUS Version 1.16.14 - 9-Oct-1999 Safety Laboratories Department, SE Unit TA4811
CREATED: 9-SEP-97 10:01:52 PLOT PAGE 93 SHEET 49

CRTS 0010822

CR R: 10822 TO: TA4811 DATE: 970608 08:15:25
199X DN-101 UNKNOWN

(35) CR108221 REAR XMR @ R/F SEAT C/L SH LONG GOC
MAX = 0.5476 at 132.6 MS MIN = -11.56 at 66.08 MS **AXIS 1**

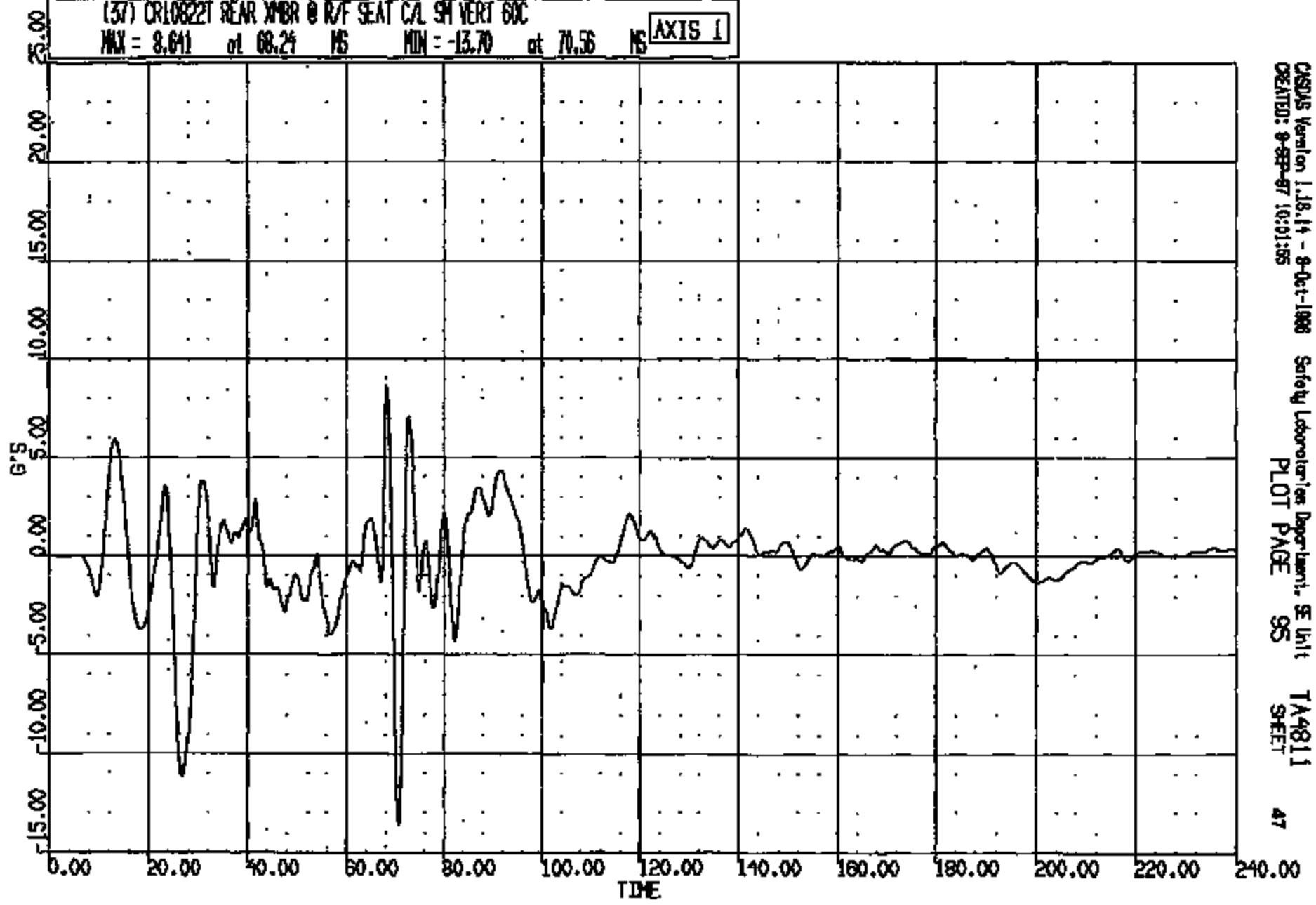


CRAMS Version 1.16, H - 8-Oct-1998 Safety Laboratories Department, SE Unit TA4811
CREATED: 8-SEP-97 10:01:52 PLOT PAGE 94 SHEET 46

CRTS 0010822

CR N: 10822 TO: TA4811 DATE: 870908 08:15:25
198X DN-101 UNKNOWN

(37) CR10822T REAR XMBR @ R/F SEAT CAL SH VERT 60C
MAX = 8.611 at 08.29 MS MIN = -13.70 at 70.56 MS **AXIS 1**

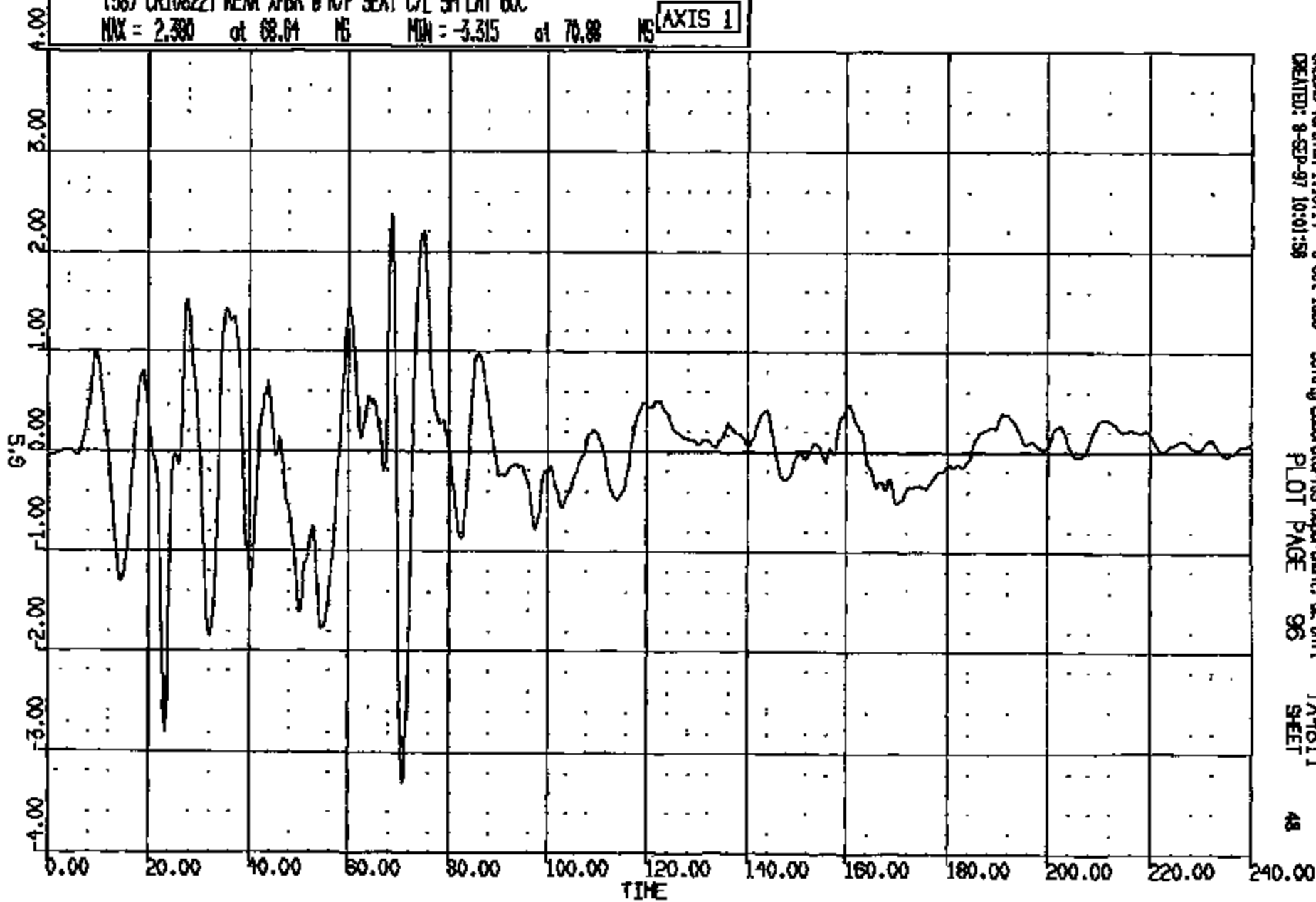


CASDAS Version 1.18.14 - 8-Oct-1988 Safety Laboratories Department, SE Unit TA4811
CREATED: 8-SEP-87 10:01:55 PLOT PAGE 95 SHEET 47

CRTS 0010822

CR R: 10822 TO: TA4811 DATE: 870808 08:15:25
199X DN-101 UNKNOWN

(38) CR108221 REAR XMBR @ R/F SEAT C/L 5M LAT 60C
MAX = 2.380 at 68.04 MS MIN = -3.315 at 70.88 MS [AXIS 1]



CRS Version 1.16.14 - 8-Oct-1988
CREATED: 8-SEP-97 10:01:58

Safety Laboratories Department, SE Unit
PLOT PAGE 96

TA4811
SHEET

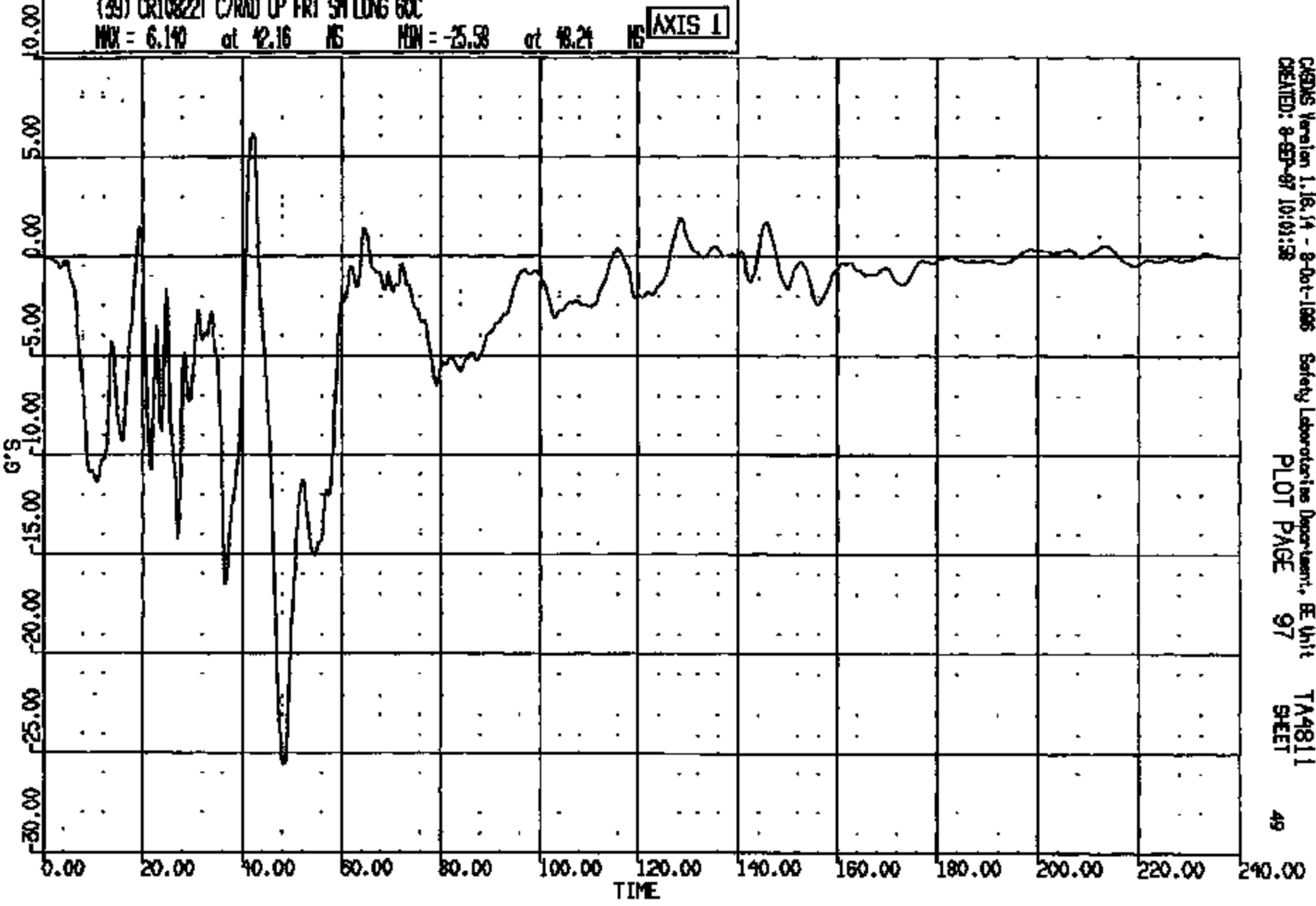
48

CRTS 0010822

CR R: 10822 TO: TA4811 DATE: 970808 09:15:25
100X DN-101 UNKNOWN

(39) CR10822T C/RAD UP FRT 5M LONG 60C
MAX = 6.140 at 42.16 MS MIN = -25.58 at 48.24 MS

AXIS 1



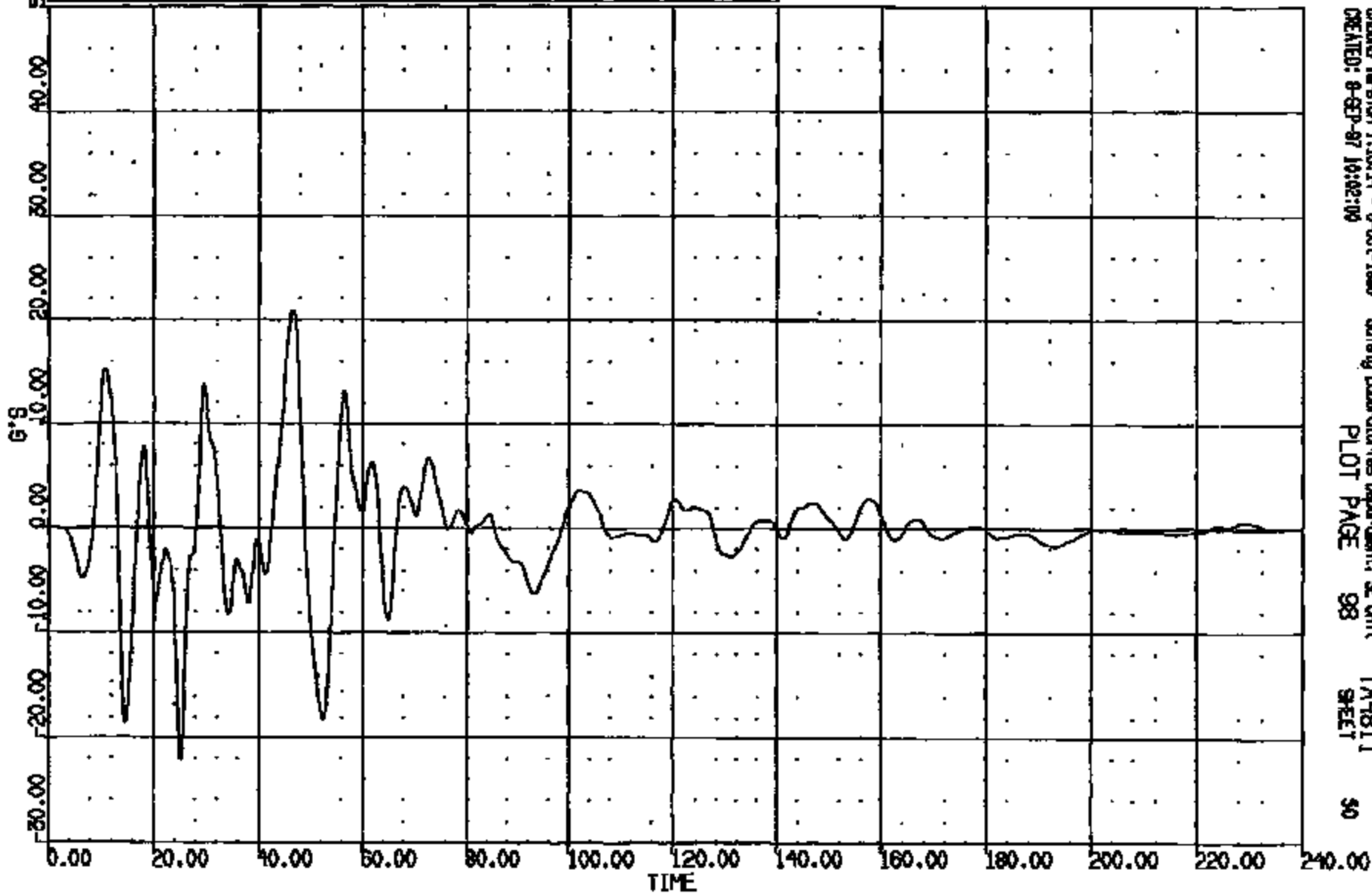
CRS Version 1.16.14 - 8-Oct-1996 Safety Laboratories Department, BE Unit TA4811
CREATED: 8-SEP-97 10:01:58 PLOT PAGE 97 SHEET 49

CRTS 0010822

CR R: 10822 TO: TA4811 DATE: 970908 09:15:25
199X ON-101 UNKNOWN

(40) CR108221 C/RND LP FRT SH VERT GOC
MAX = 20.89 at 46.64 MS MIN = -22.30 at 25.28 MS

AXIS 1



CRSINS Version 1.16.14 - 9-Oct-1998 Safety Laboratories Department, SE Unit TA4811
CREATED: 9-SEP-97 10:02:00 PLOT PAGE 98 SHEET 50

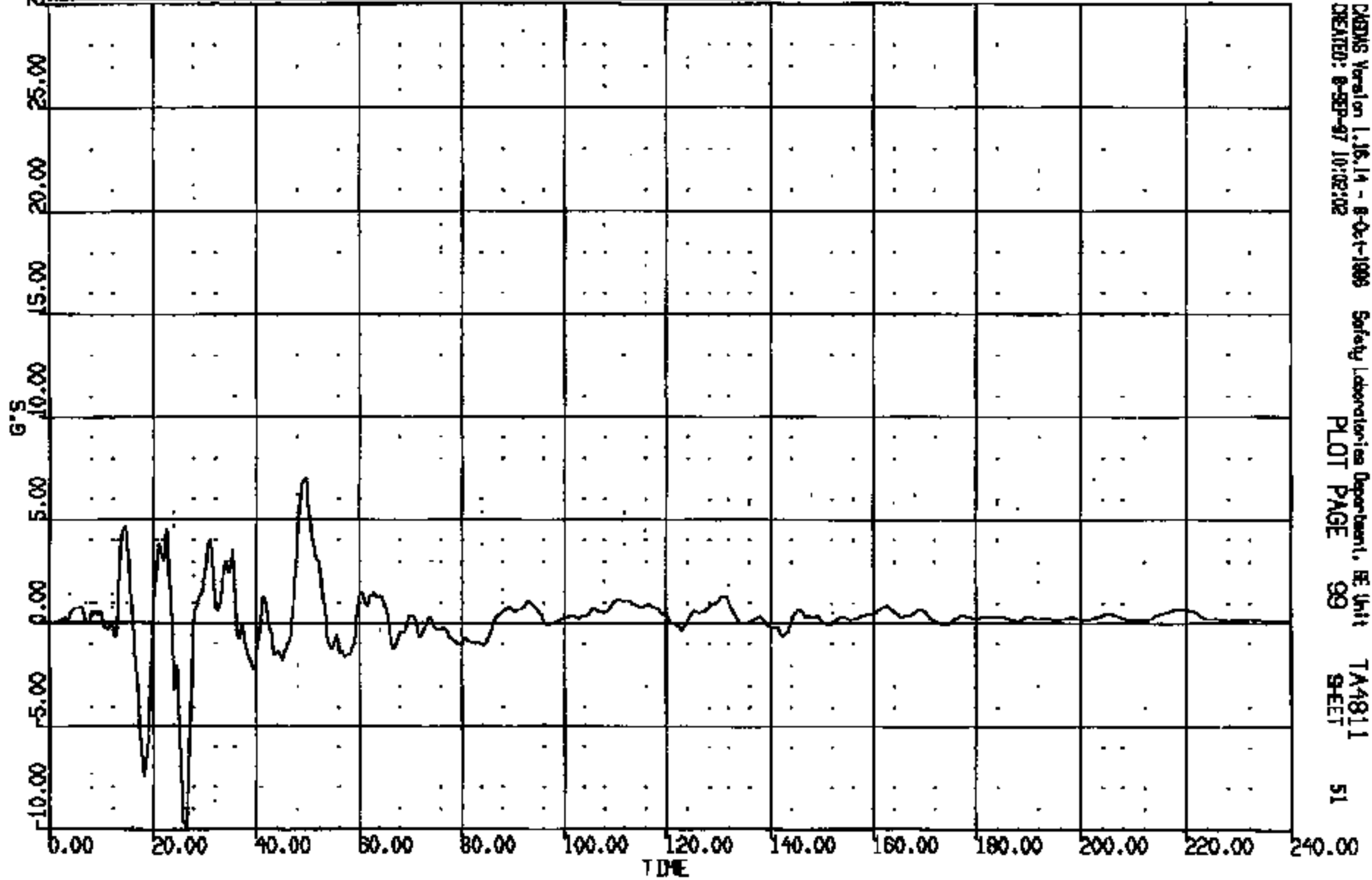
CRTS 0010822

CR R: 10822 TO: TA4811 DATE: 970909 09:15:26
100X DN-101 UNKNOWN

(41) CR108221 C/RAD UP FRT SM LAT 60C

MAX = 6.971 at 19.44 NS MIN = -9.922 at 26.56 NS

AXIS 1



CRTS 0010822

CRMS Version 1.16.14 - 8-Oct-1999
CREATED: 8-SEP-97 10:02:02

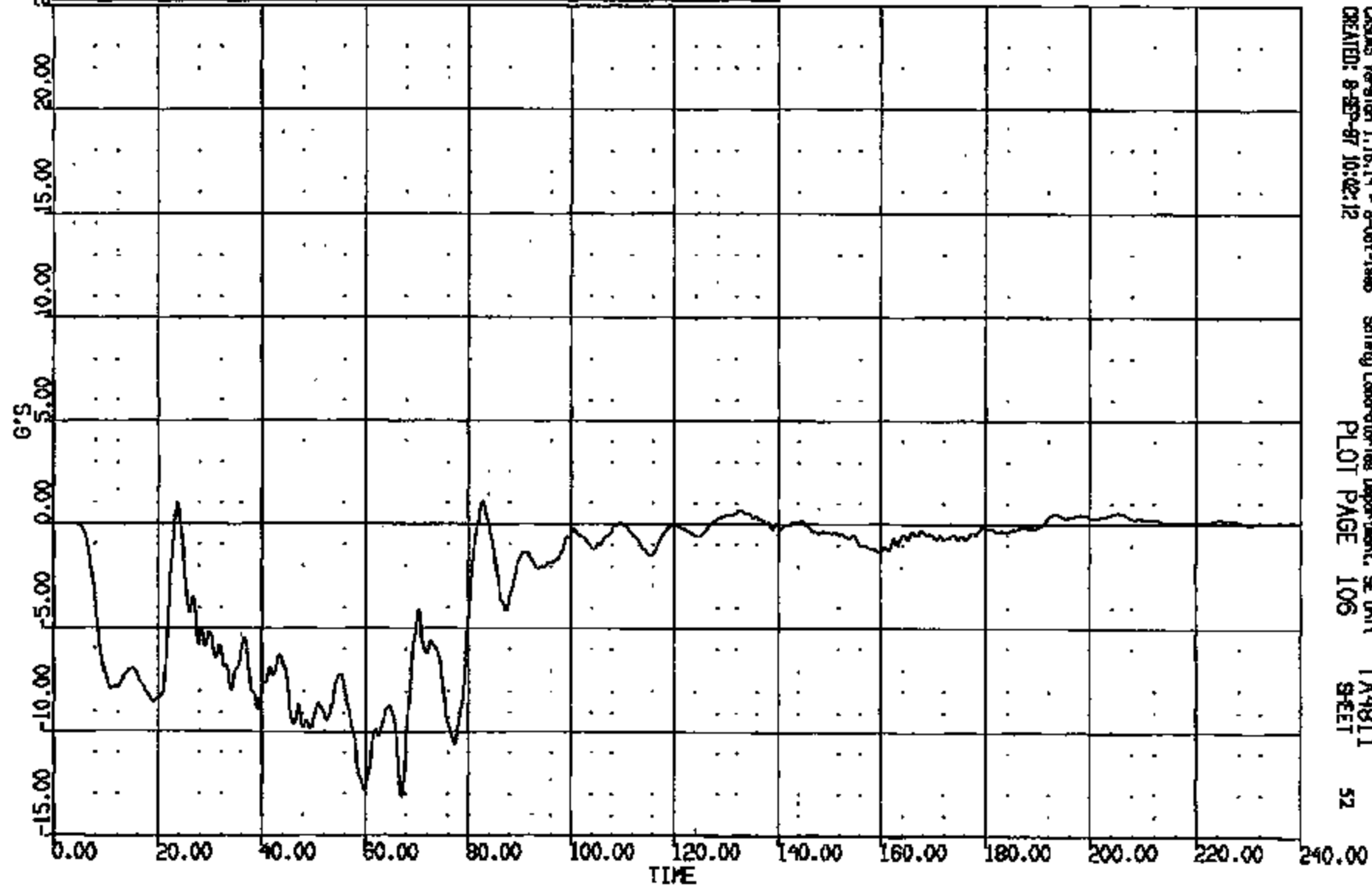
Safety Laboratories Department, BE Unit
PLOT PAGE 99

TA4811
9-SET

51

CR R: 10822 TO: TA4811 DATE: 870905 08:15:25
100X DN-101 UNKNOWN

(48) CR10822T C/L TNL #5 SH LONG 60C
MAX = 1.092 at 82.90 MS MIN = -13.12 at 67.20 MS **AXIS 1**

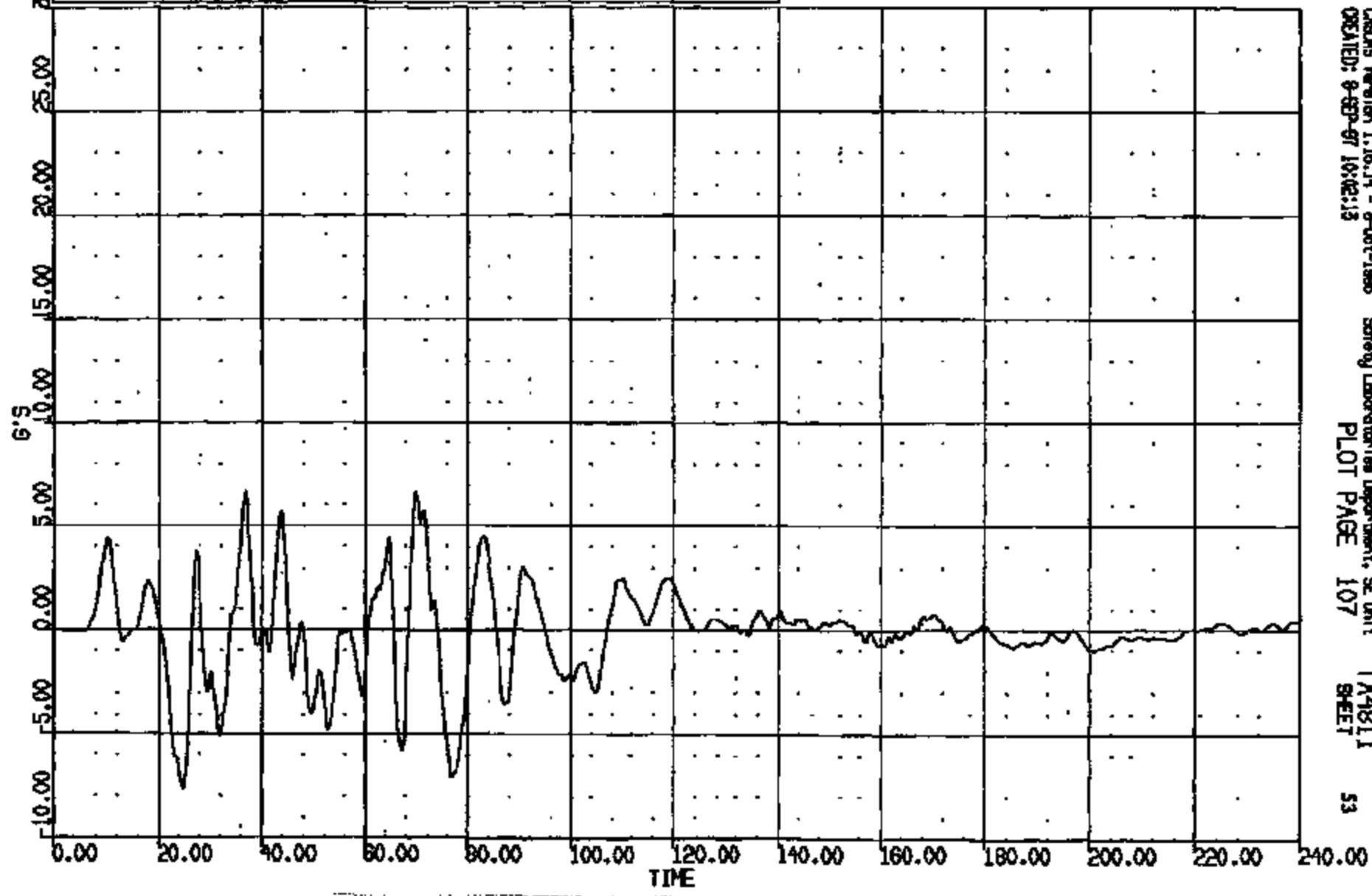


CASINS Version 1.16.14 - 8-Oct-1988 Safety Laboratories Department, SE Unit
CREATED: 8-SEP-87 10:02:12 PLOT PAGE 106 TA4811
52 SHEET

CRTS 0010822

CR R: 10822 TO: TA4811 DATE: 870806 09:15:23
100X DN-101 UNKNOWN

(149) CR10822T C/L TNL #5 SH VERT 60C
MAX = 6.623 at 35.80 MS MIN = -7.685 at 24.80 MS AXIS 1

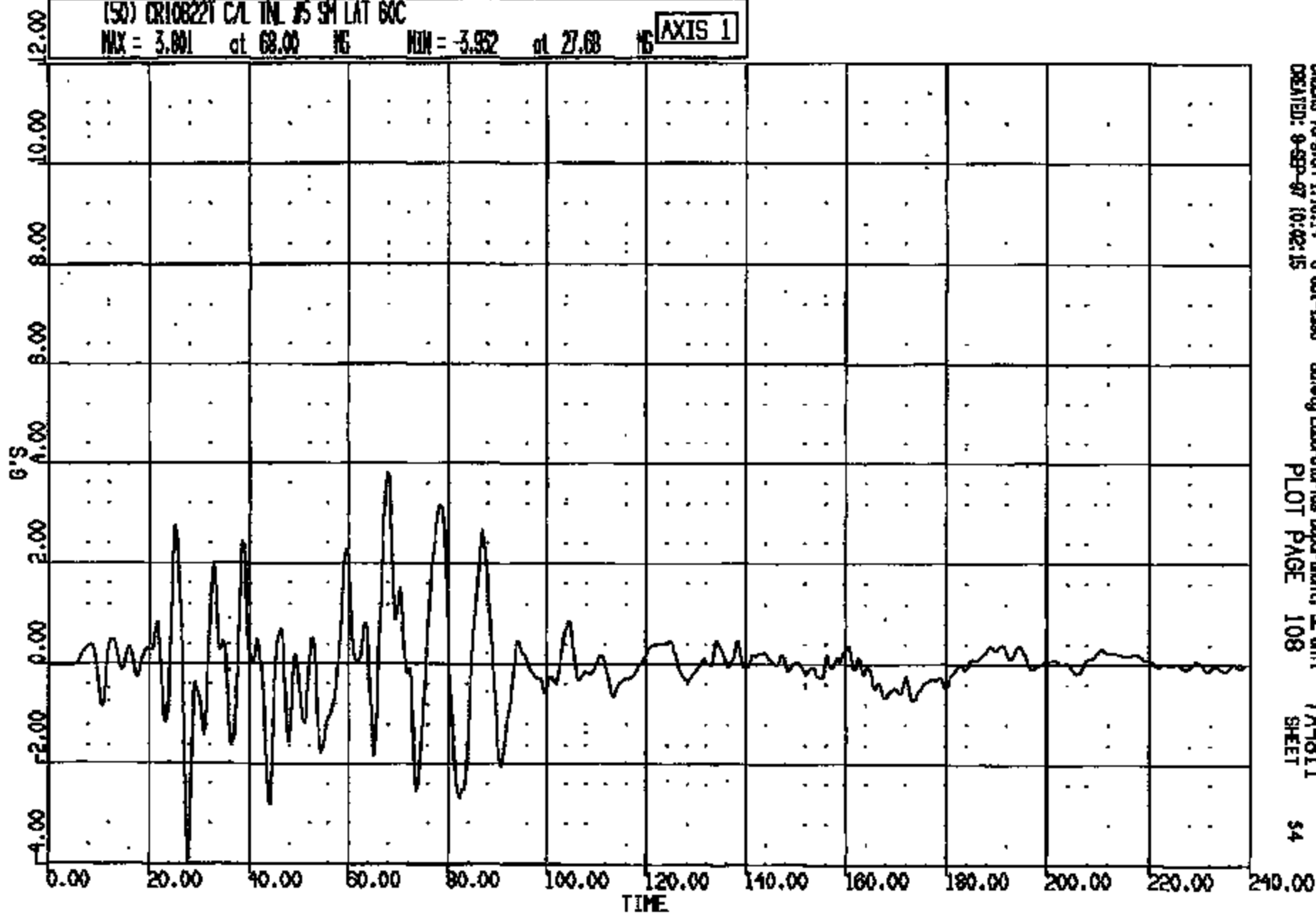


CRS016 Version 1.16.14 - 8-Oct-1986 Safety Laboratories Department, SE Unit: TA4811
CREATED: 8-SEP-87 10:02:13 PLOT PAGE 107 SHEET 53

CRIS 0010822

CR R: 10822 TO: TA4811 DATE: 970908 09:15:25
199X DN-101 UNKNOWN

(50) CR108221 CAL INL #5 SH LAT 60C
MAX = 3.801 at 68.00 NG MIN = -3.952 at 27.68 NG **AXIS 1**



CRSAS Version 1.10.14 - 8-Oct-1996
CREATED: 9-SEP-97 10:02:15

Safety Laboratories Department, SE Unit
PLOT PAGE 108

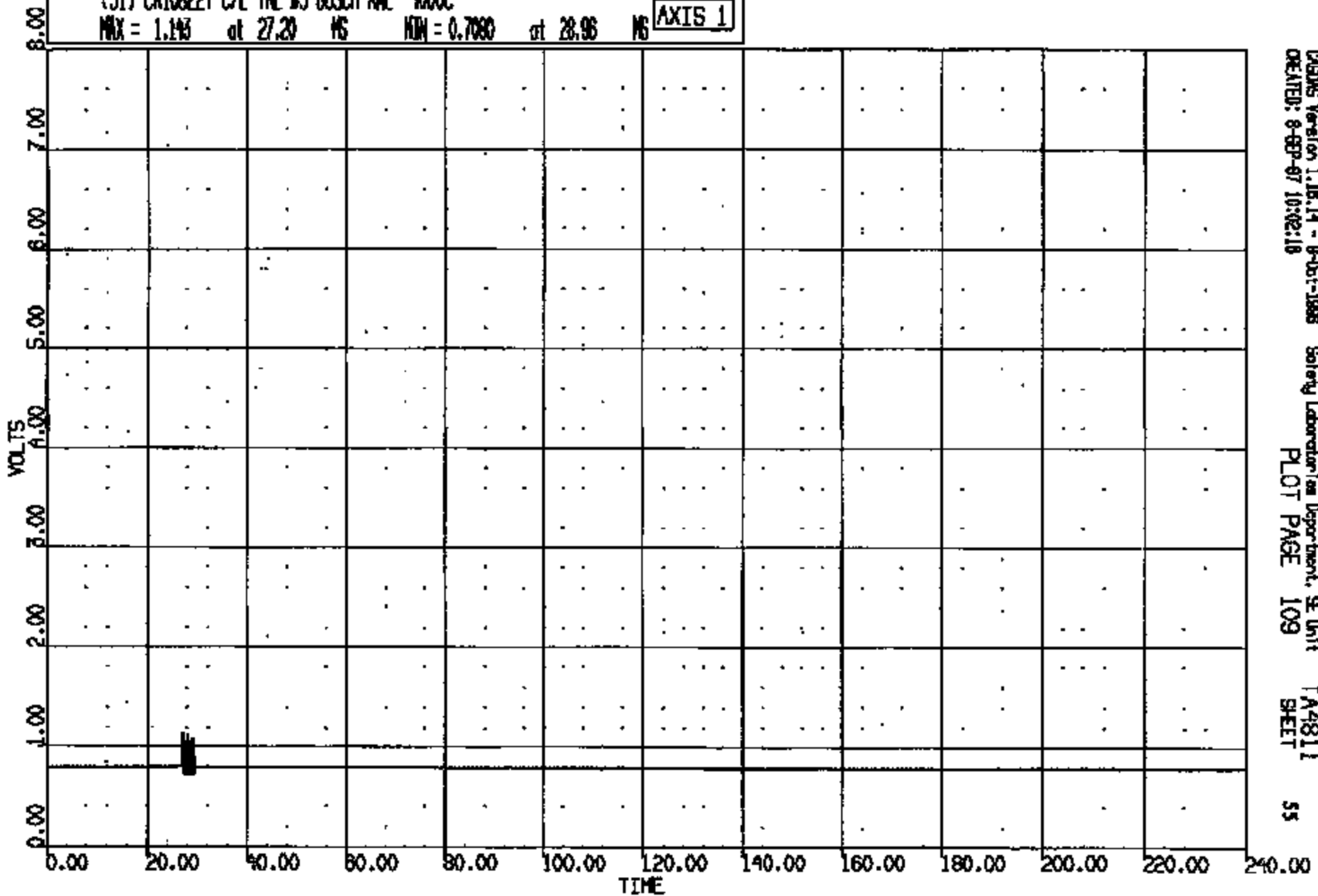
TA4811
SHEET

54

CRTS 0010822

CR R: 10822 TO: TA4811 DATE: 970808 09:15:25
199X DN-101 UNKNOWN

(51) CR10822T C/L TNL #5 BOSCH AML 4000C
MAX = 1.143 at 27.20 MS MIN = 0.7080 at 28.96 MS **AXIS 1**

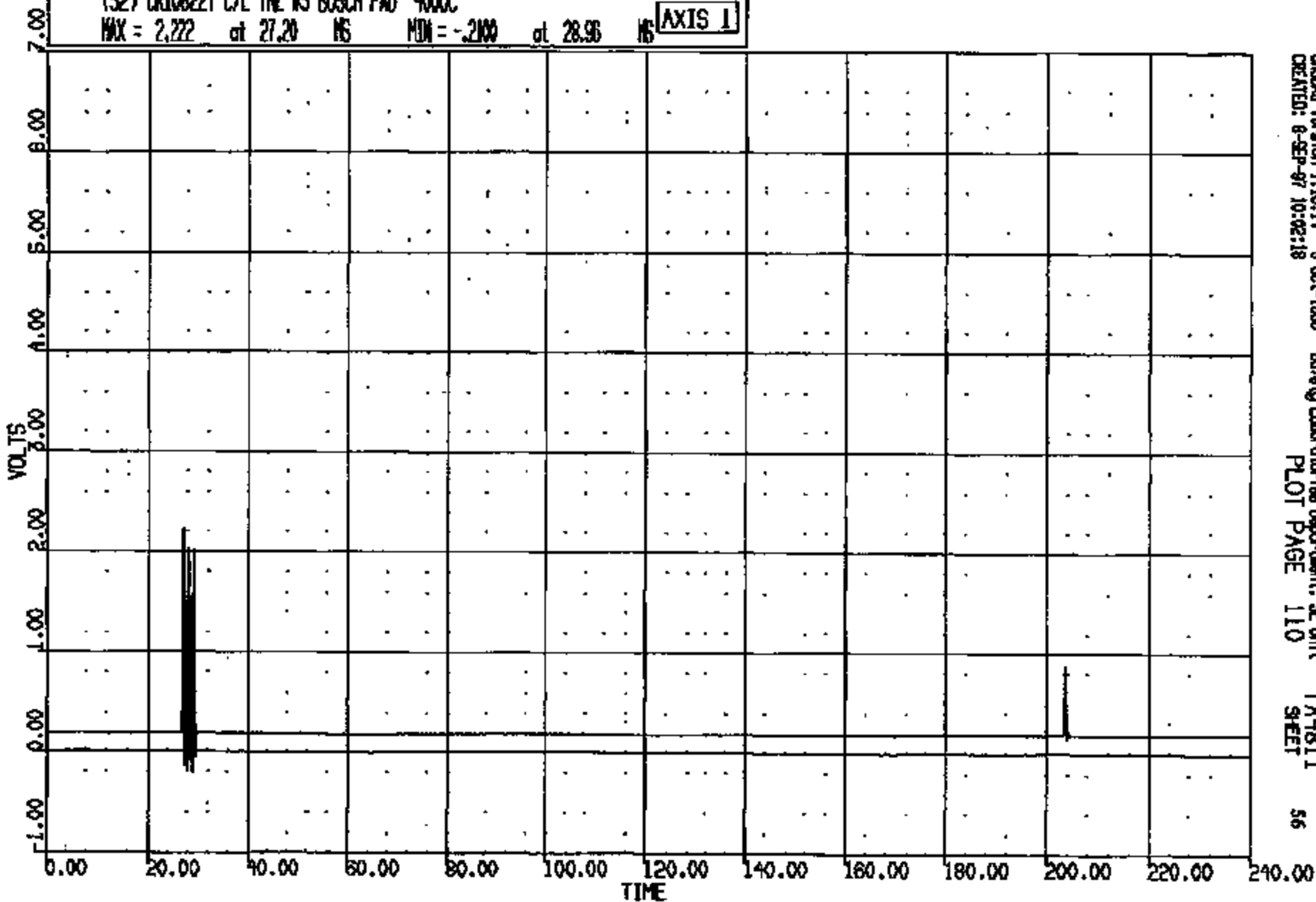


DAQS Version 1.16.14 - 8-Oct-1998 Safety Laboratory Department, SE Unit TA4811
CREATED: 8-SEP-97 10:42:18 PLOT PAGE 109 SHEET 55

CRIS 0010822

CR R: 10822 TO: TA4811 DATE: 870908 09:15:25
198X DN-101 UNKNOWN

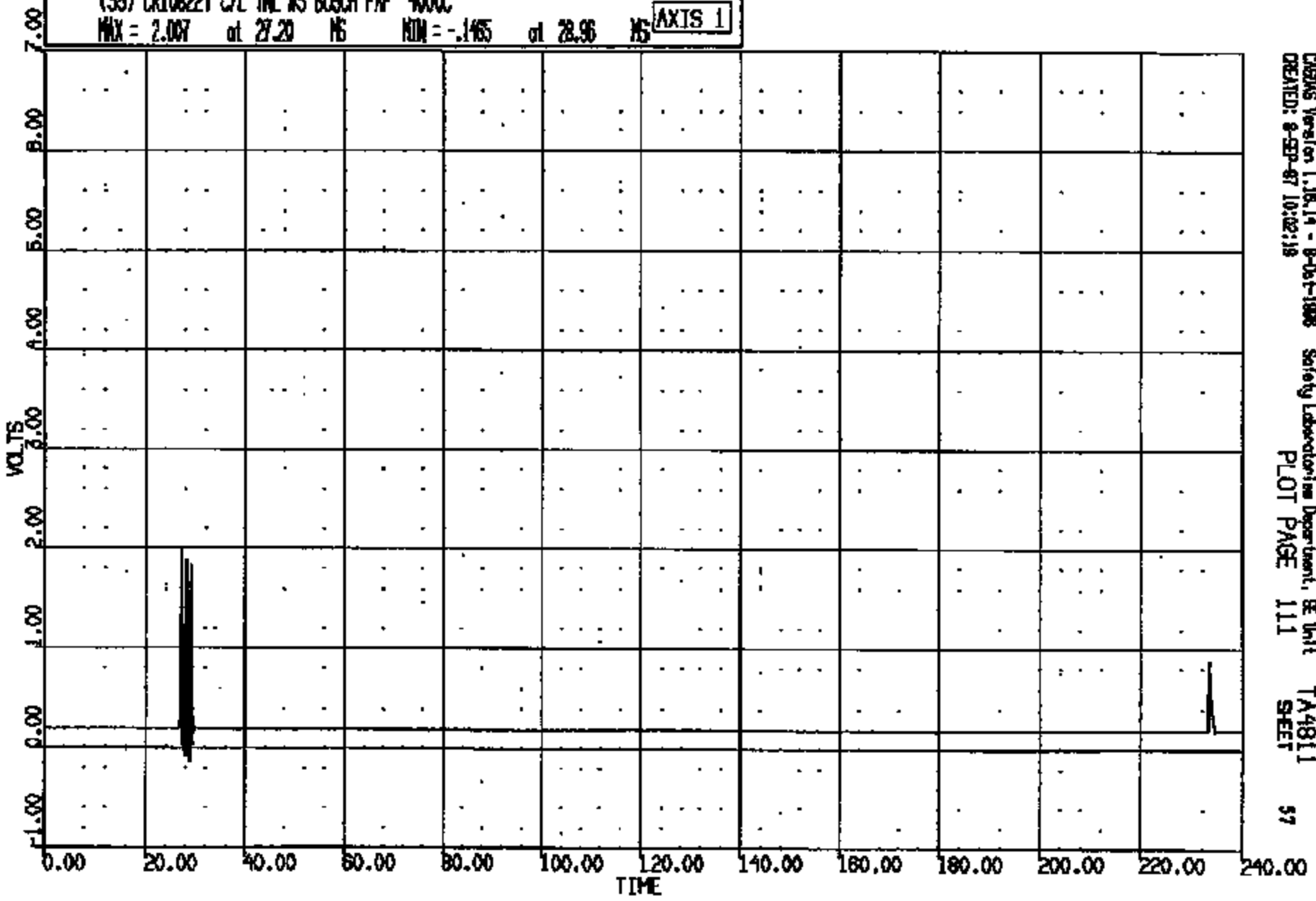
(52) CR10822T CAL TML NS BOSCH FAD 4000C
MAX = 2.222 at 27.20 NS MIN = -.2100 at 28.95 NS **AXIS 1**



CRTS 0010822

CR R: 10822 TO: TA4811 DATE: 870908 09:15:23
198X DN-101 UNKNOWN

(53) CR10822T CAL TML N5 BOSCH FAP 4000C
MAX = 2.007 at 27.20 N5 MIN = -.1485 at 28.96 N5 **AXIS 1**

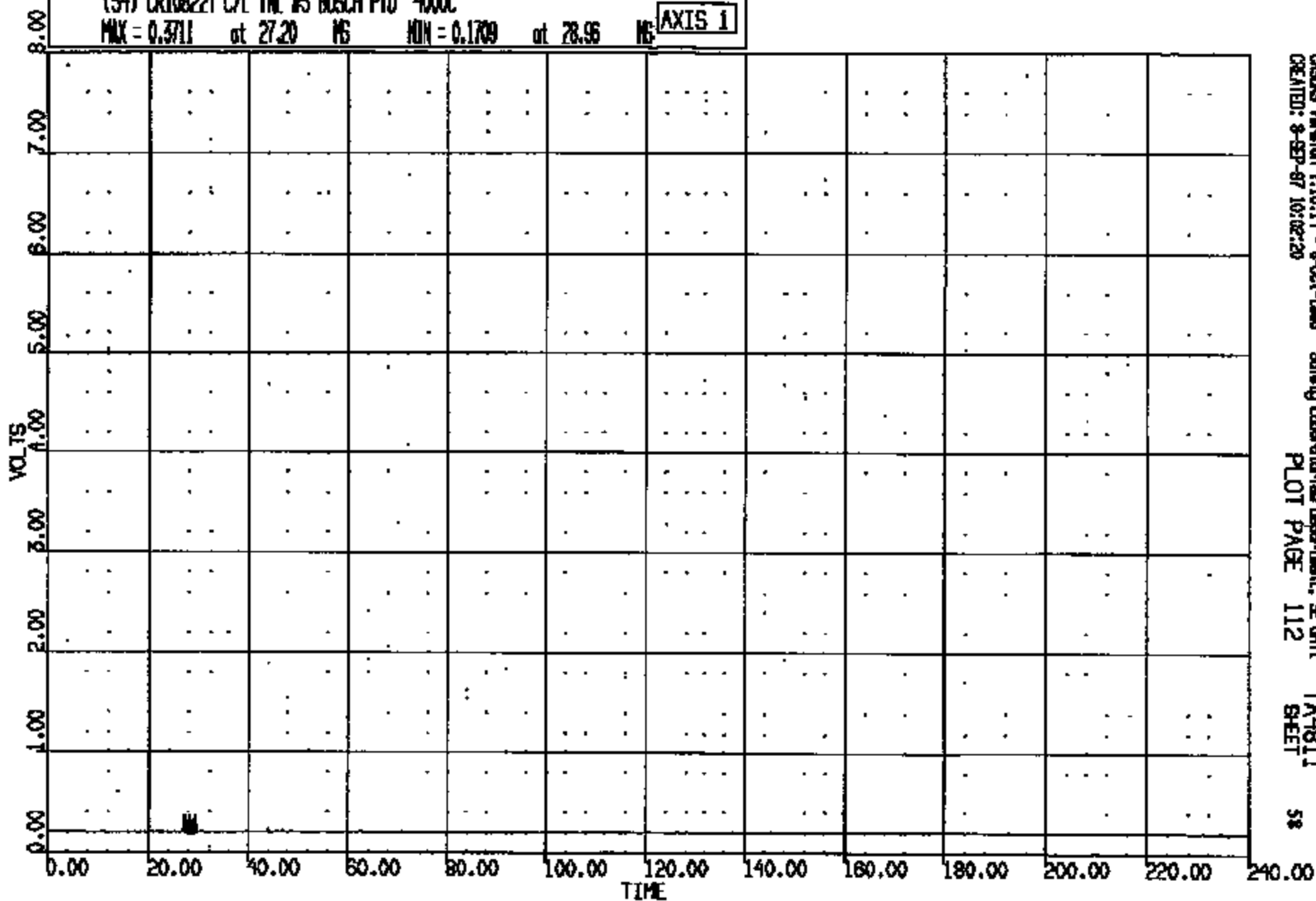


CRS/MS Version 1.16.14 - 8-04-1988 Safety Laboratories Department, SE Unit TA4811
CREATED: 8-SEP-87 10:02:18 PLOT PAGE 111 SHEET 57

CRTS 0010822

CR R: 10822 TO: TA4811 DATE: 970809 09:13:25
199X DN-101 UNKNOWN

(54) CR10822T C/L TML #5 BOSCH PTD 4000
MAX = 0.3711 at 27.20 MS MIN = 0.1709 at 28.96 MS **AXIS 1**



CRTS 0010822

CASINS Version 1.18.14 - 8-Oct-1998
CREATED: 9-SEP-97 10:02:20

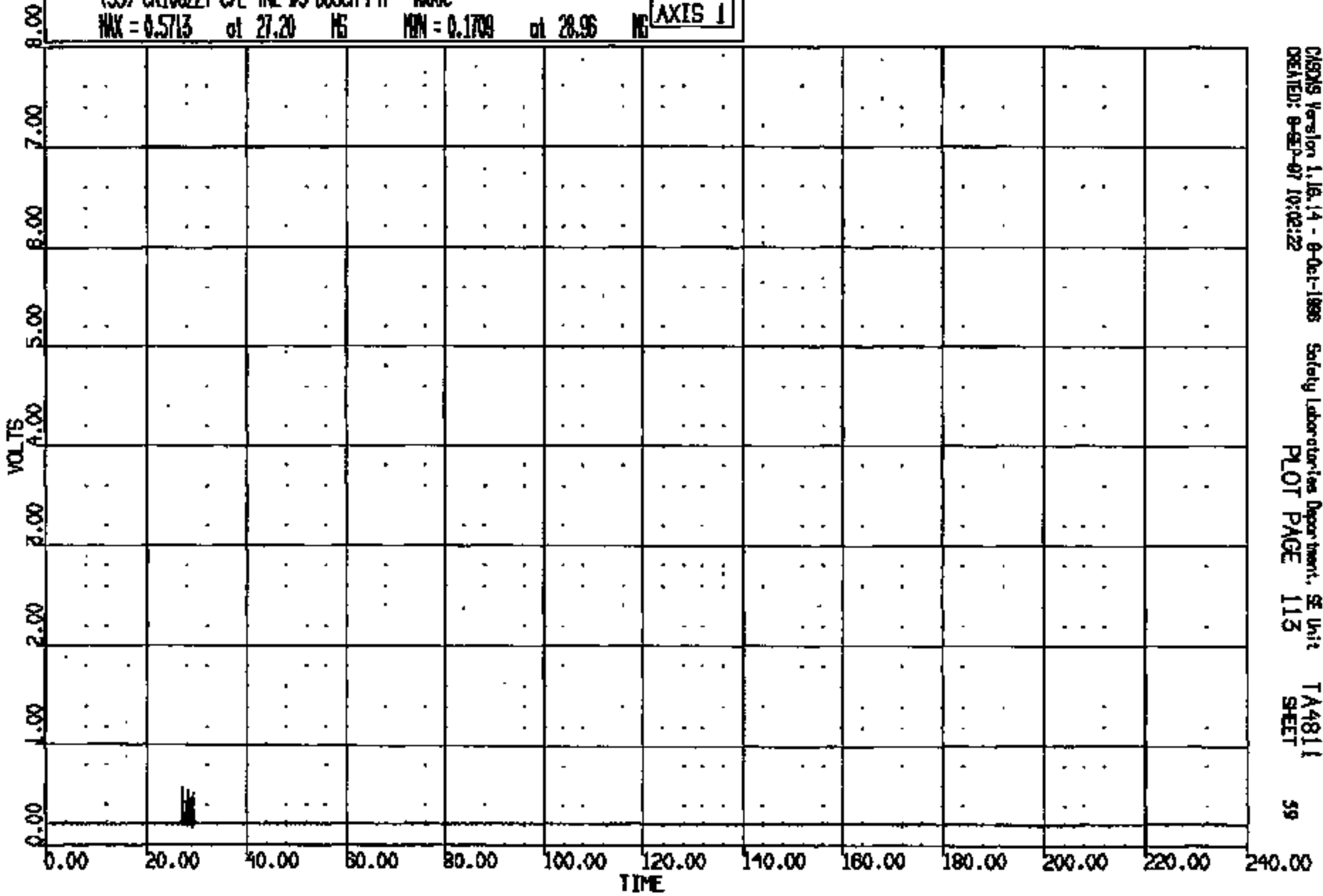
Safety Laboratories Department, SE Unit
PLOT PAGE 112

TA4811
SHEET

58

CR: 10822 TO: TA4811 DATE: 970908 08:15:25
#BX DN-101 UNKNOWN

(55) CR108221 CAL TML #5 BOSCH PTP 4000C
MAX = 0.5713 at 27.20 MS MIN = 0.1709 at 28.96 MS **AXIS 1**



CRIS Version 1.16.14 - 8-Oct-1998 Safety Laboratories Department, SE Unit TA4811
CREATED: 8-SEP-97 10:02:22 PLOT PAGE 113 SHEET 59

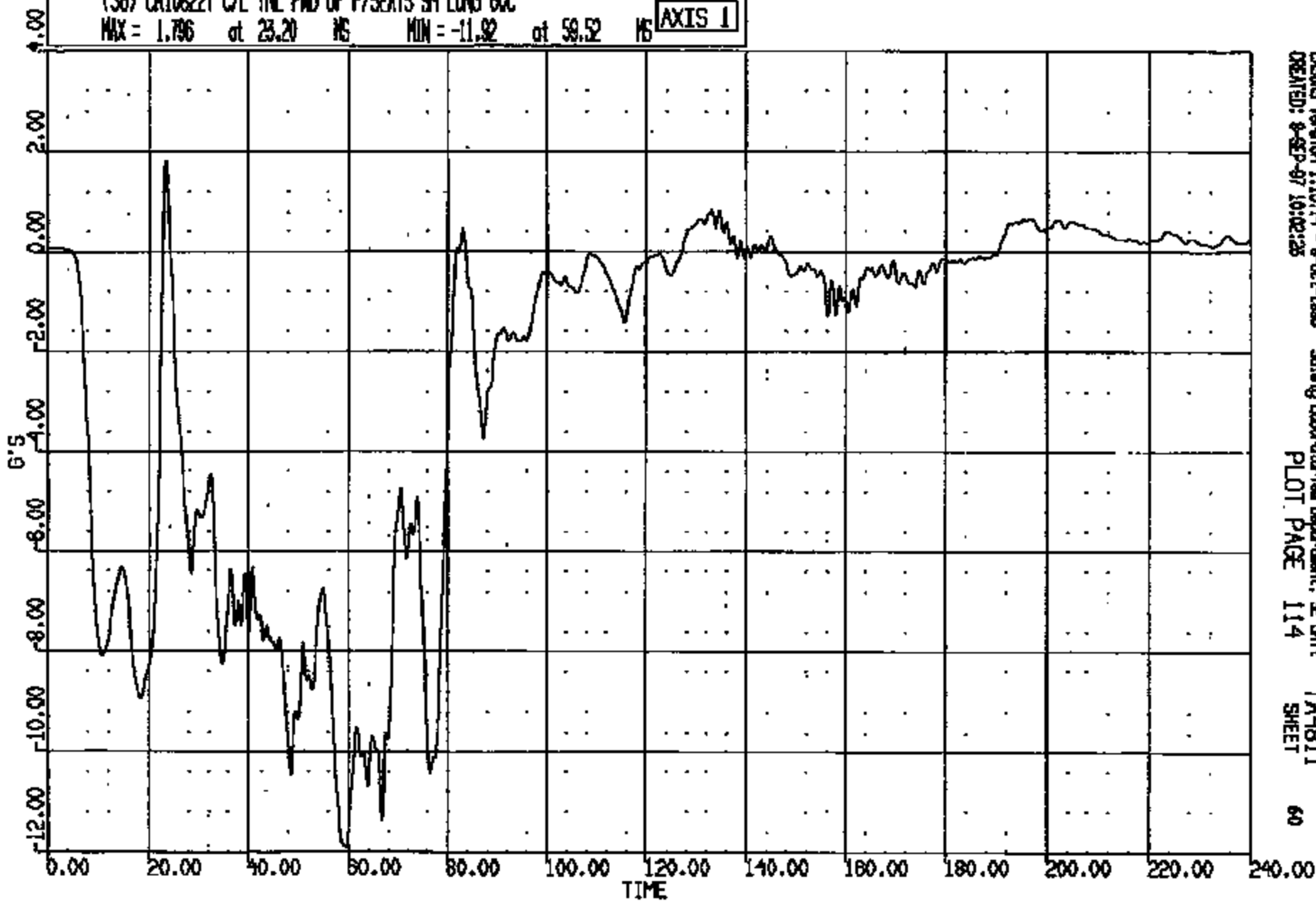
CRIS 0010822

CR #: 10822 TO: TA4811 DATE: 870908 09:15:25
189X ON-101 UNKNOWN

(56) CR10822T C/L TNL FWD OF F/SEATS SH LONG 60C

MAX = 1.796 at 23.20 MS MIN = -11.92 at 59.52 MS

AXIS 1



CRIS 0010822

CASIMS Version 1.15.14 - 8-Oct-1988
CREATED: 8-SEP-87 10:02:25

Safety Laboratories Department, SE Unit
PLOT PAGE 114

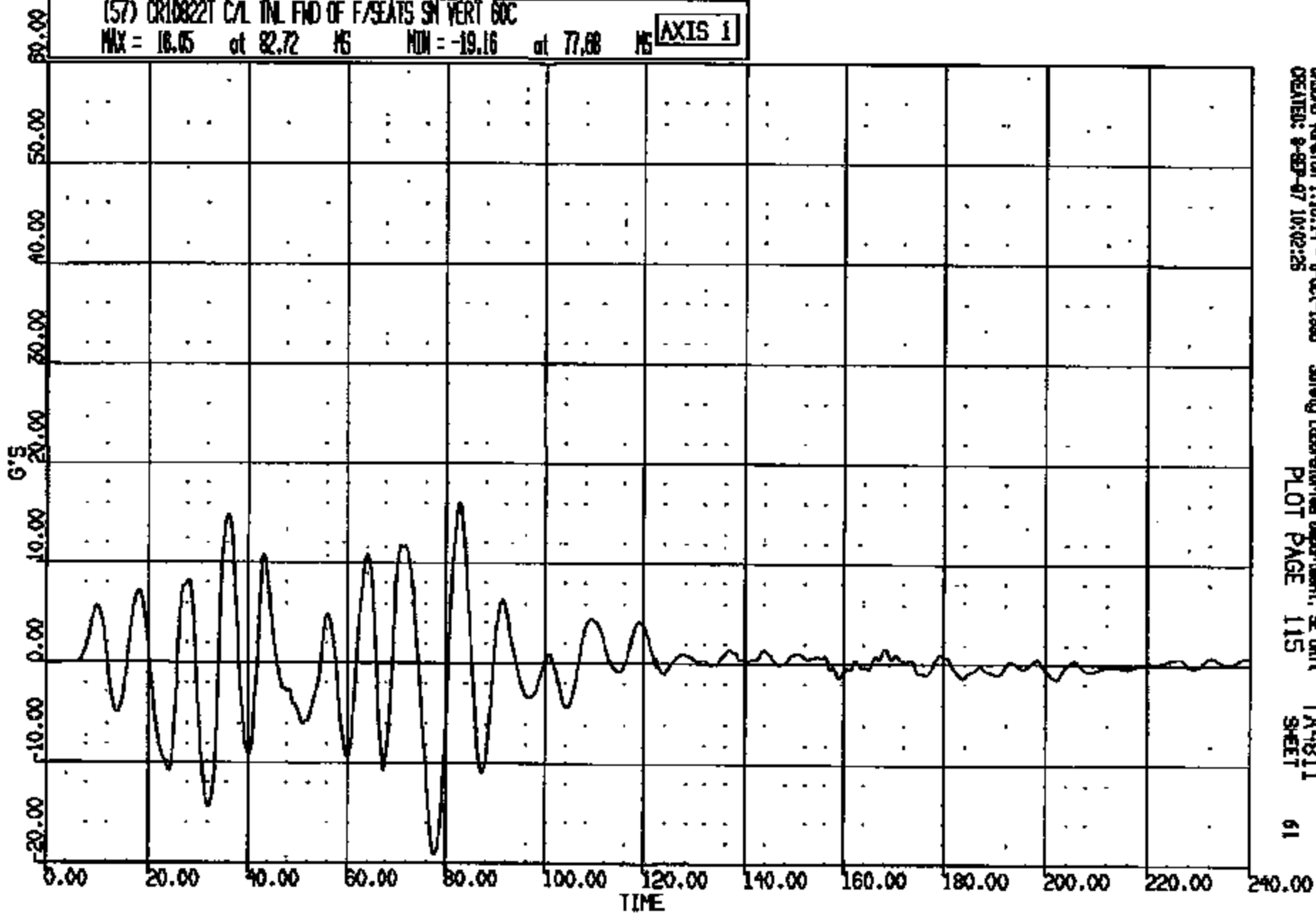
TA4811
SHEET

60

CR R: 10822 TO: TA4811 DATE: 870908 09:15:25
190X DN-101 UNKNOWN

(57) CR10822T C/L INL FND OF F/SEATS SH VERT 60C

MAX = 18.15 at 82.72 MS MIN = -19.16 at 77.68 MS **AXIS 1**



CRIS 0010822

CASMS Version 1.18.14 - 8-Oct-1988
CREATED: 8-SEP-87 10:02:25

Safety Laboratories Department, SE Unit
PLOT PAGE 115

TA4811
SHEET

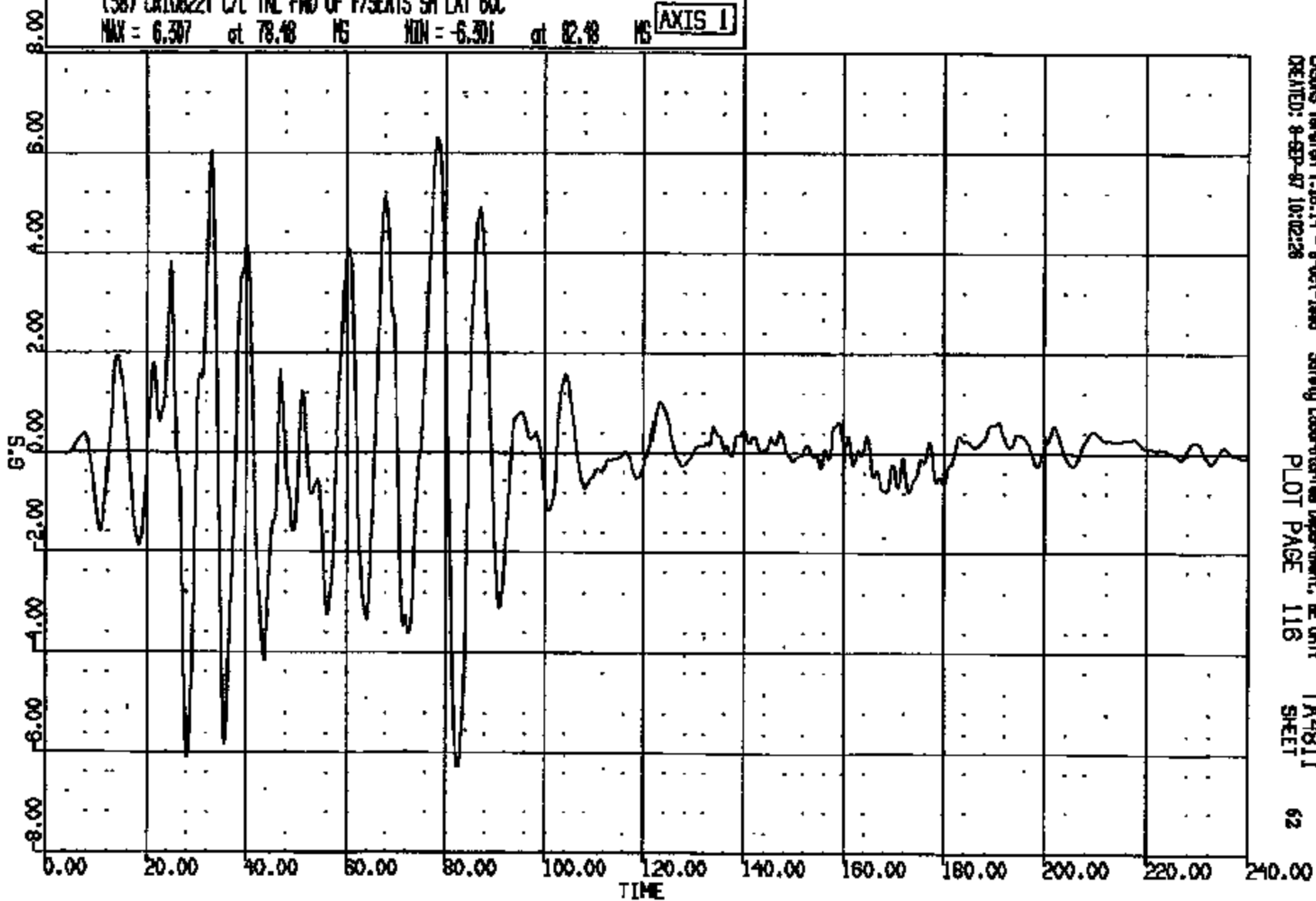
61

CR R: 10822 TO: TA4811 DATE: 870908 09:15:23
188X DN-101 UNKNOWN

(58) CR10822T C/L TNL FWD OF F/SEATS SH LAT 60C

MAX = 6.307 at 78.48 MS MIN = -6.301 at 82.48 MS

AXIS 1



CRSINS Version 1.16.14 - 8-Oct-1988
CREATED: 8-SEP-87 10:02:28

Safety Laboratories Department, E Unit
PLOT PAGE 118

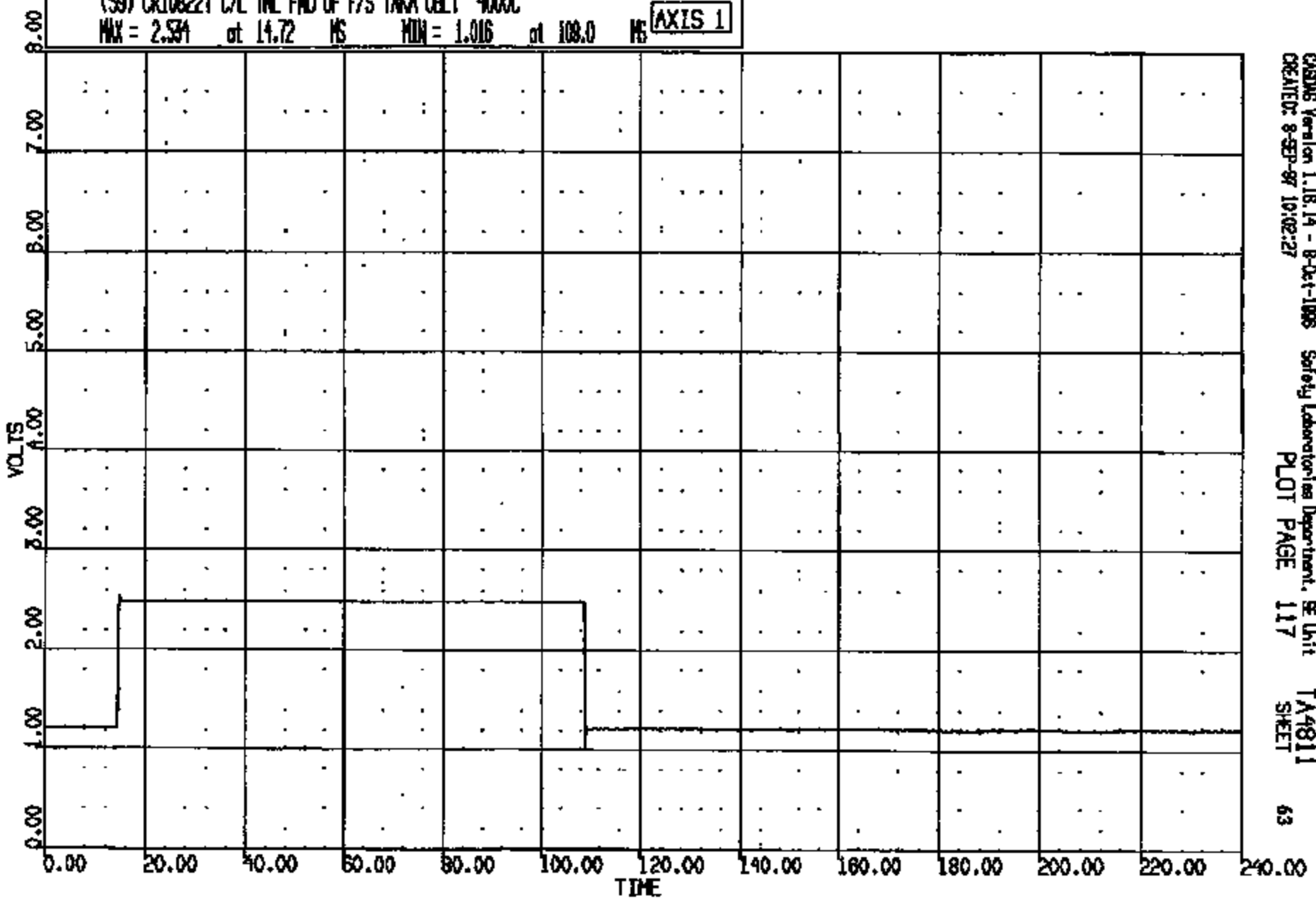
TA4811
SHEET

62

CRTS 0010822

CR R: 10822 TO: TA4811 DATE: 970908 09:15:26
199X DN-101 UNKNOWN

(59) CR108221 CAL TML FWD OF F/S TAKA UELT 4000C
MAX = 2.584 at 14.72 MS MIN = 1.016 at 108.0 MS **AXIS 1**

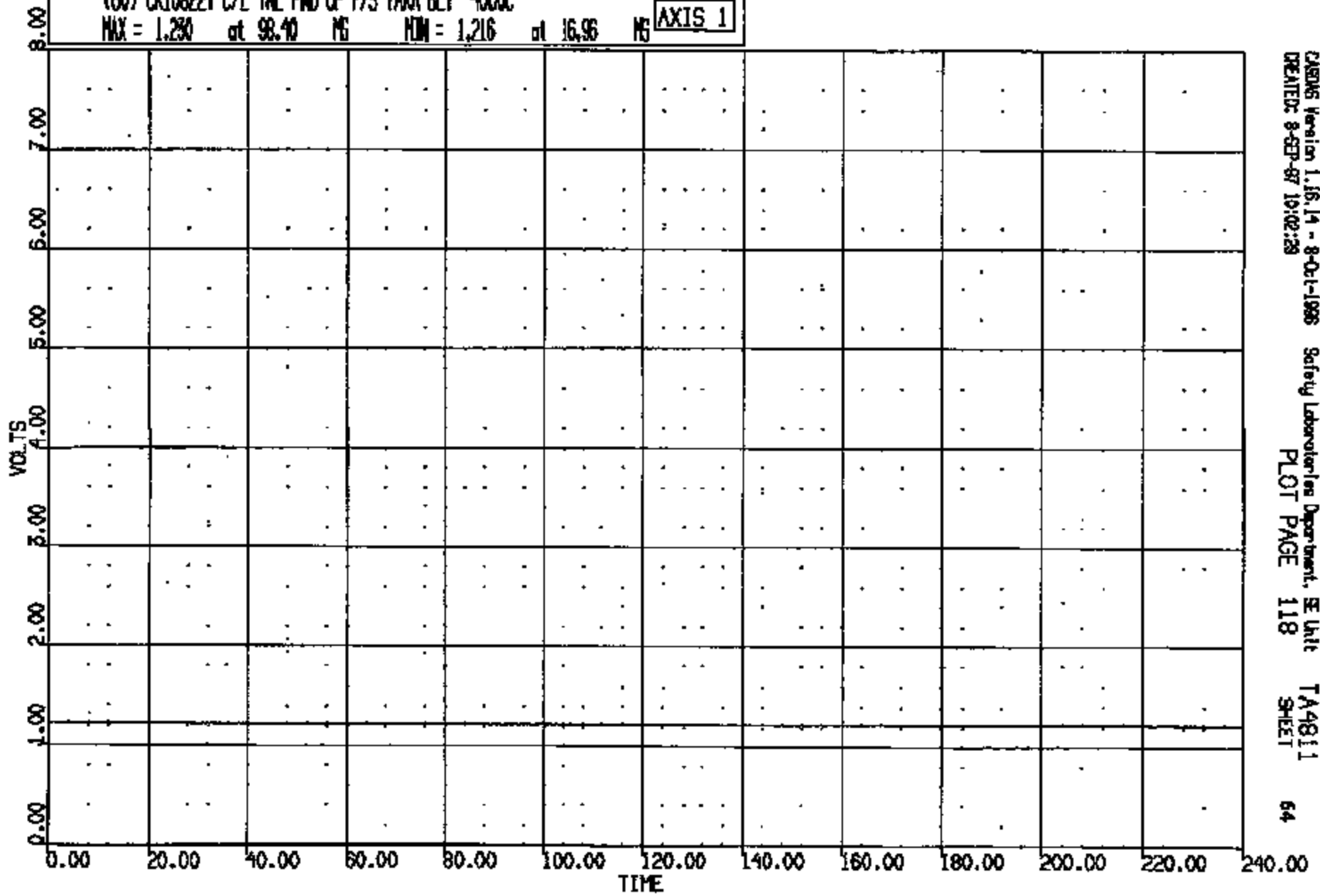


CRTS 0010822

CASMS Version 1.18.14 - 8-Oct-1998 Safety Laboratories Department, SE Unit TA4811
CREATED: 8-SEP-97 10:02:27 PLOT PAGE 117 SHEET 63

CR R: 10822 TO: TA4811 DATE: 970908 09:15:25
189X DN-101 UNKNOWN

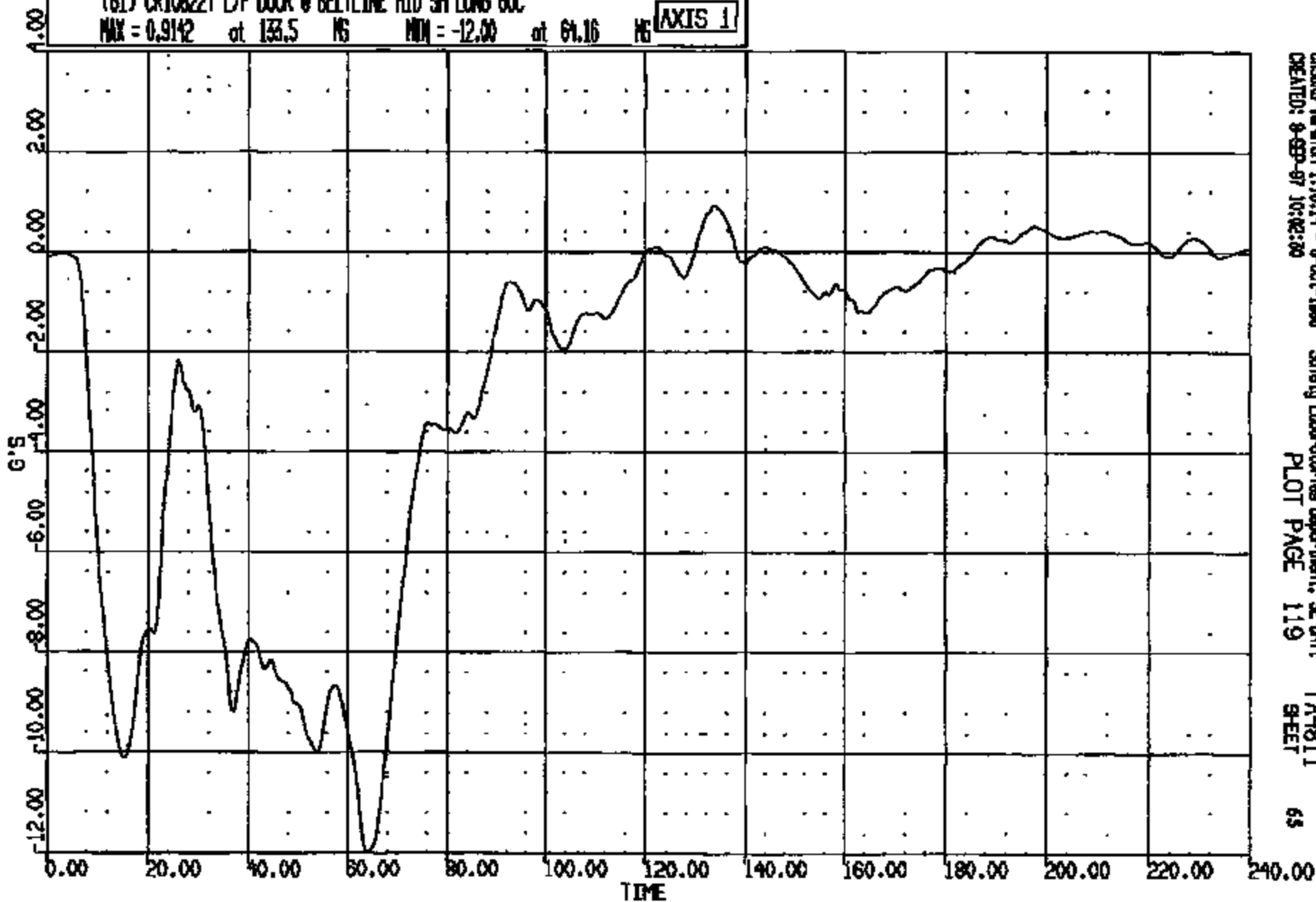
(60) CR10822T C/L TML FMD OF F/S TAKA BLT 4000C
MAX = 1.230 at 98.40 MS MIN = 1.216 at 16.96 MS **AXIS 1**



CRIS 0010822

CR R: 10822 TO: TA4811 DATE: 970908 09:15:25
199X DN-101 UNKNOWN

(61) CR10822T L/F DOOR @ BELTLINE MID SH LONG 60C
MAX = 0.9142 at 133.5 MS MIN = -12.00 at 64.16 MS **AXIS 1**

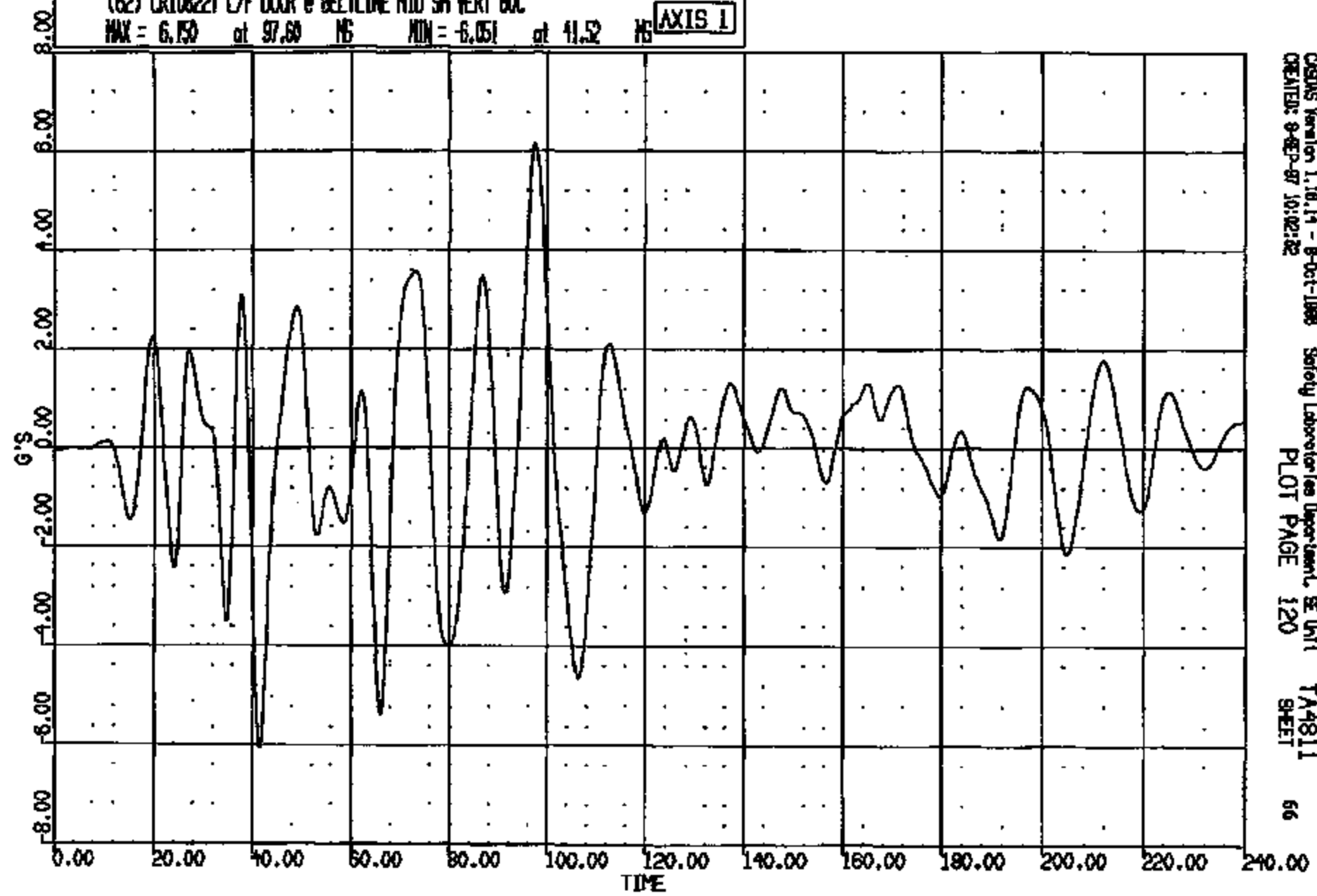


CASIMS Version 1.16.14 - 9-Oct-1998 Safety Laboratories Department, SE Unit TA4811
CREATED: 9-SEP-97 10:42:00 PLOT PAGE 119 SHEET 69

CRIS 0010822

CR R: 10822 TO: TA4811 DATE: 970908 09:15:25
199X DN-101 UNKNOWN

(62) CR108221 L/F DOOR @ BELTLINE NTD SM VERT 60C
MAX = 6.150 at 97.60 MS MIN = -6.051 at 11.52 MS **AXIS 1**



CRSIS Version 1.10.14 - 8-Oct-1999 Safety Laboratories Department, SE Unit TA4811
CREATED: 9-SEP-97 10:02:22 PLOT PAGE 120 SHEET 66

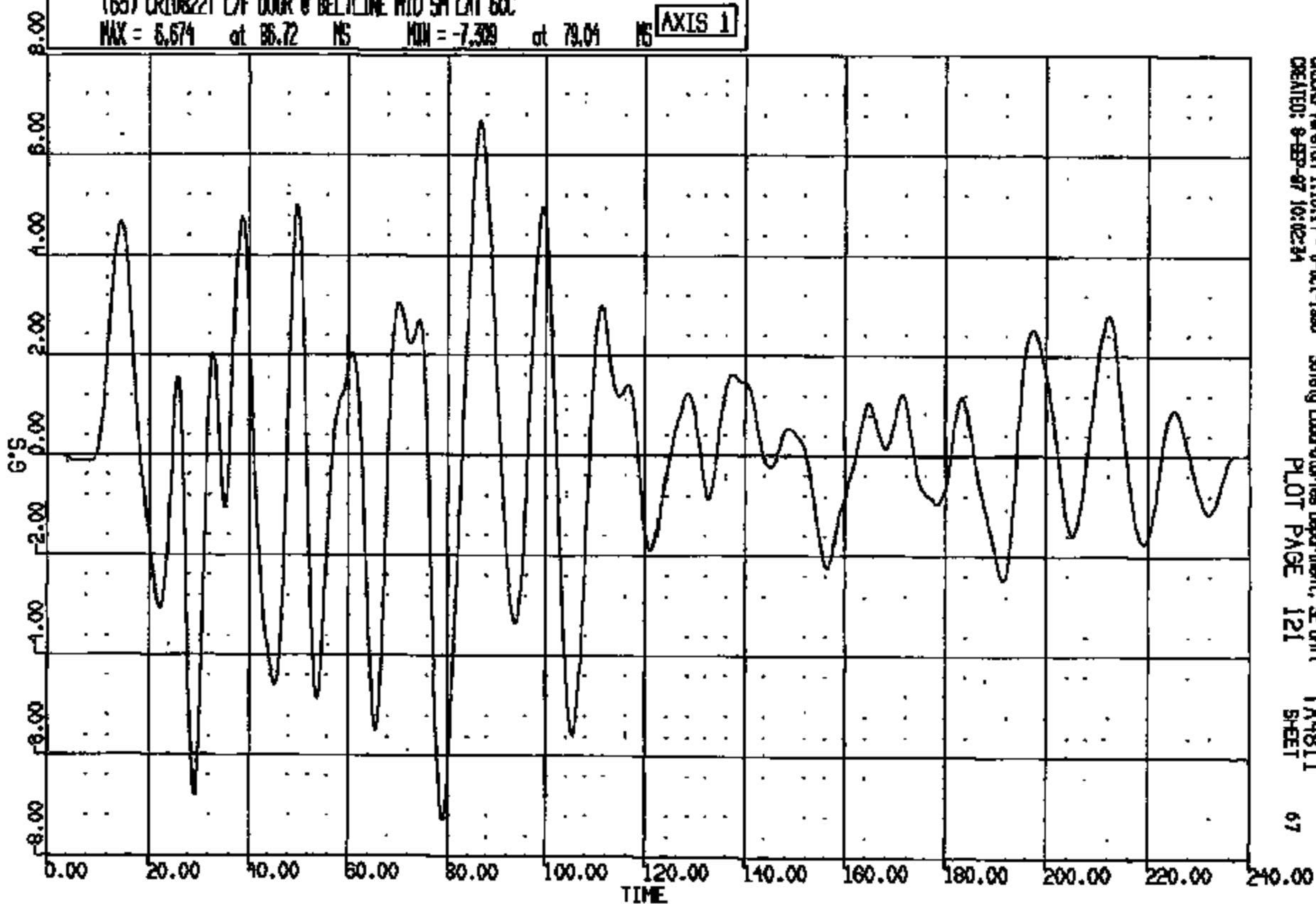
CRTS 0010822

CRJ #: 10822 TO: TA4811 DATE: 970905 09:15:25
100X DN-101 UNKNOWN

(63) CR10822T L/F DOOR @ BELT LINE WTD SH LAT 60C

MAX = 6.674 at 86.72 MS MIN = -7.309 at 79.04 MS

AXIS 1



CASONS Version 1.18.14 - 9-Oct-1998
CREATED: 9-SEP-97 10:12:34

Safety Laboratories Department, SE Unit
PLOT PAGE 121

TA4811
SHEET

67

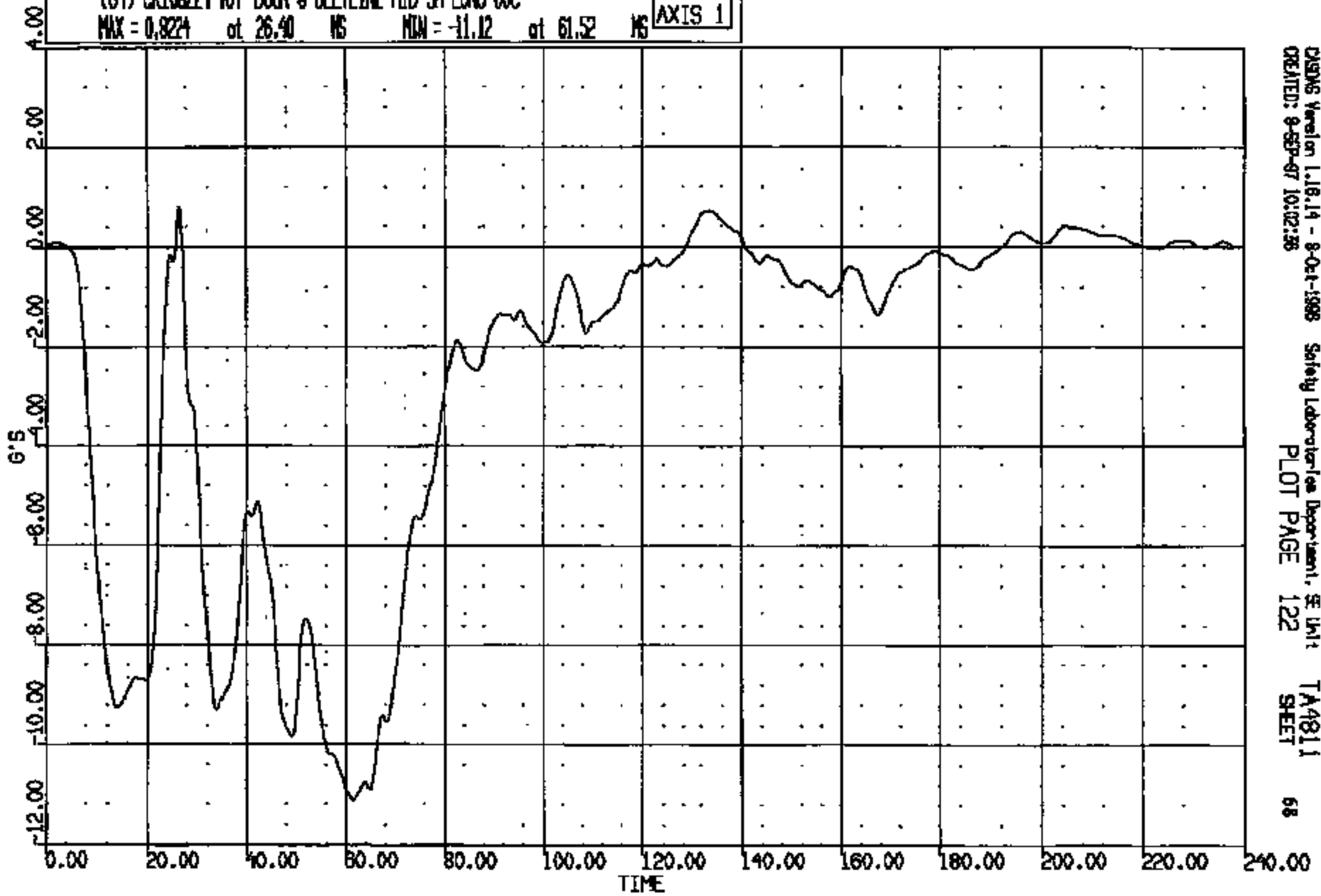
CRIS 0010822

CR R: 10822 TO: TA4811 DATE: 870908 09:13:25
189X DN-101 UNKNOWN

(64) CR10822T R/F DOOR @ BELTLINE MID 94 LONG 80C

MAX = 0.8224 at 26.40 MS MIN = -11.12 at 61.52 MS

AXIS 1

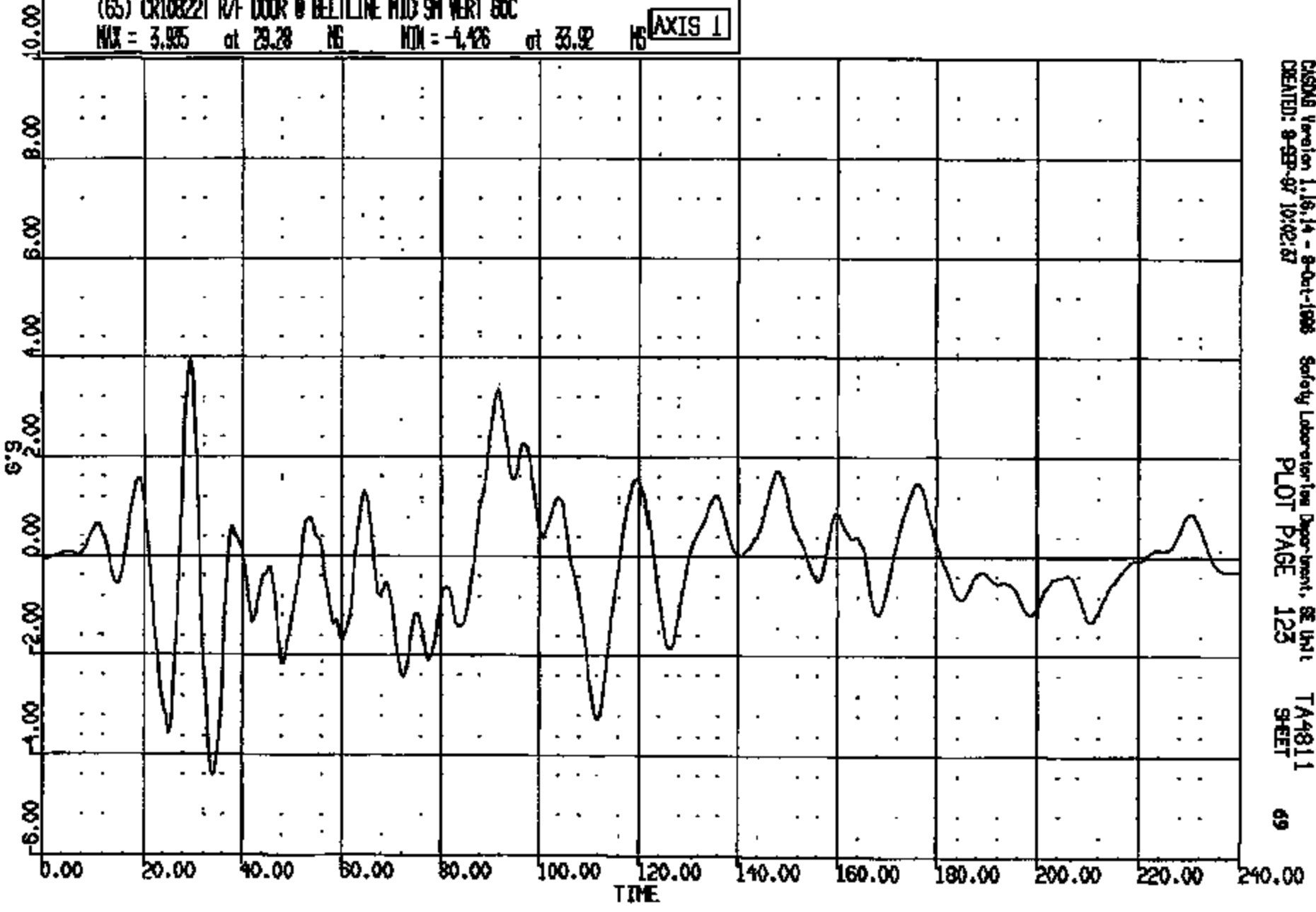


CRTS 0010822

DISK Version 1.18.14 - 8-Oct-1988 Safety Laboratories Department, SE Unit: TA4811
CREATED: 8-SEP-87 10:02:38 PLOT PAGE 122 SHEET 68

CR R: 10822 TO: TA4811 DATE: 970908 09:15:25
199X DN-101 UNKNOWN

(65) CR10822T R/F DOOR @ BELTLINE MID SH VERT 60C
MAX = 3.985 at 29.28 NS MIN = -4.426 at 33.92 NS **AXIS 1**



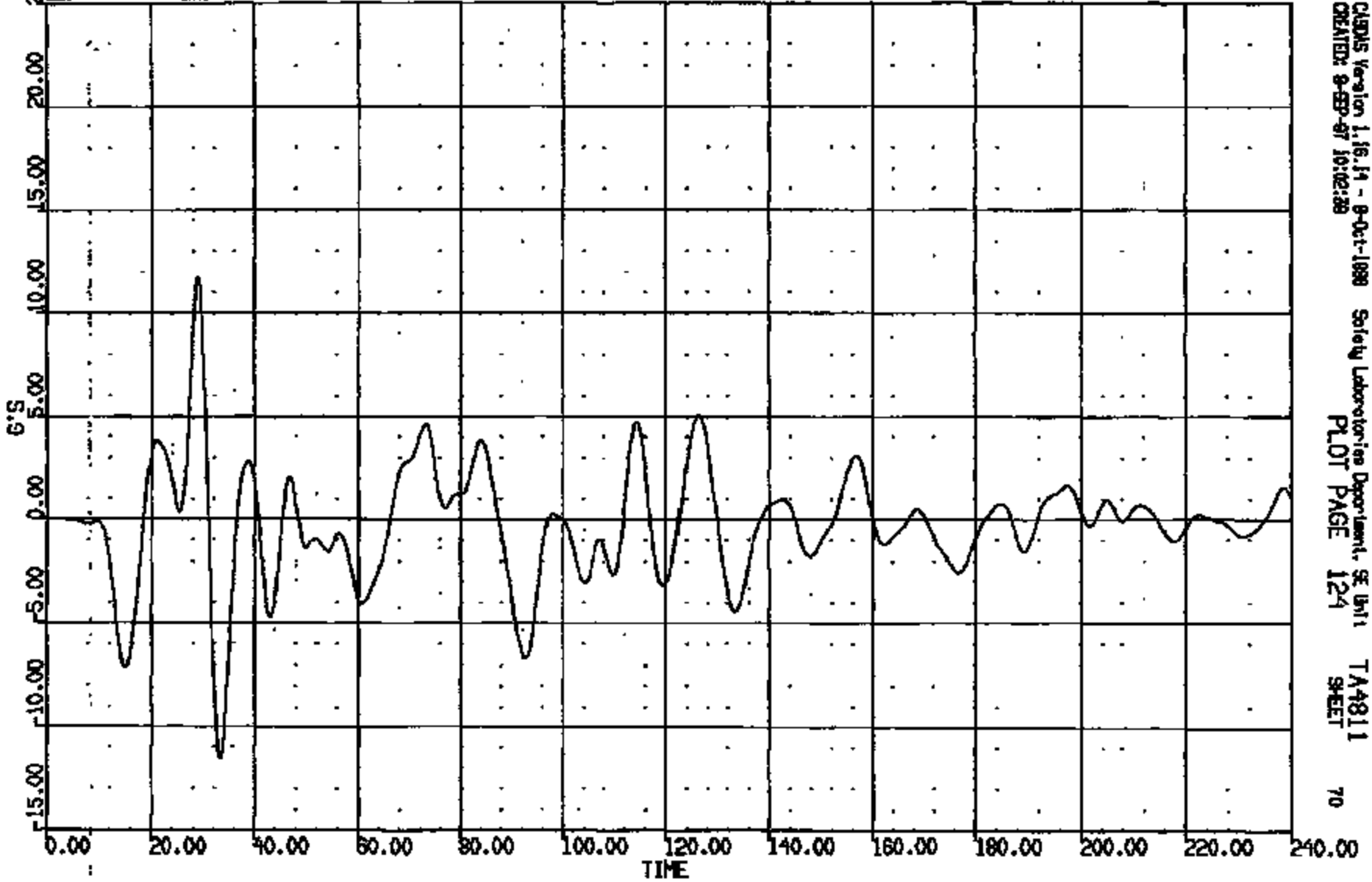
CRTS 0010822

CR R: 10822 TO: TA4811 DATE: 870908 09:15:25
189X DN-101 UNKNOWN

(65) CR108221 R/F DOOR @ BELTLINE MID SH LAF 60C

MAX = 11.73 at 28.88 MS MIN = -11.60 at 33.28 MS

AXIS 1



CRJDS Version 1.16.14 - 9-Oct-1989 Safety Laboratories Department, SE Unit 1 TA4811
CREATED: 9-SEP-87 10:12:39 PLOT PAGE 124 SHEET 70

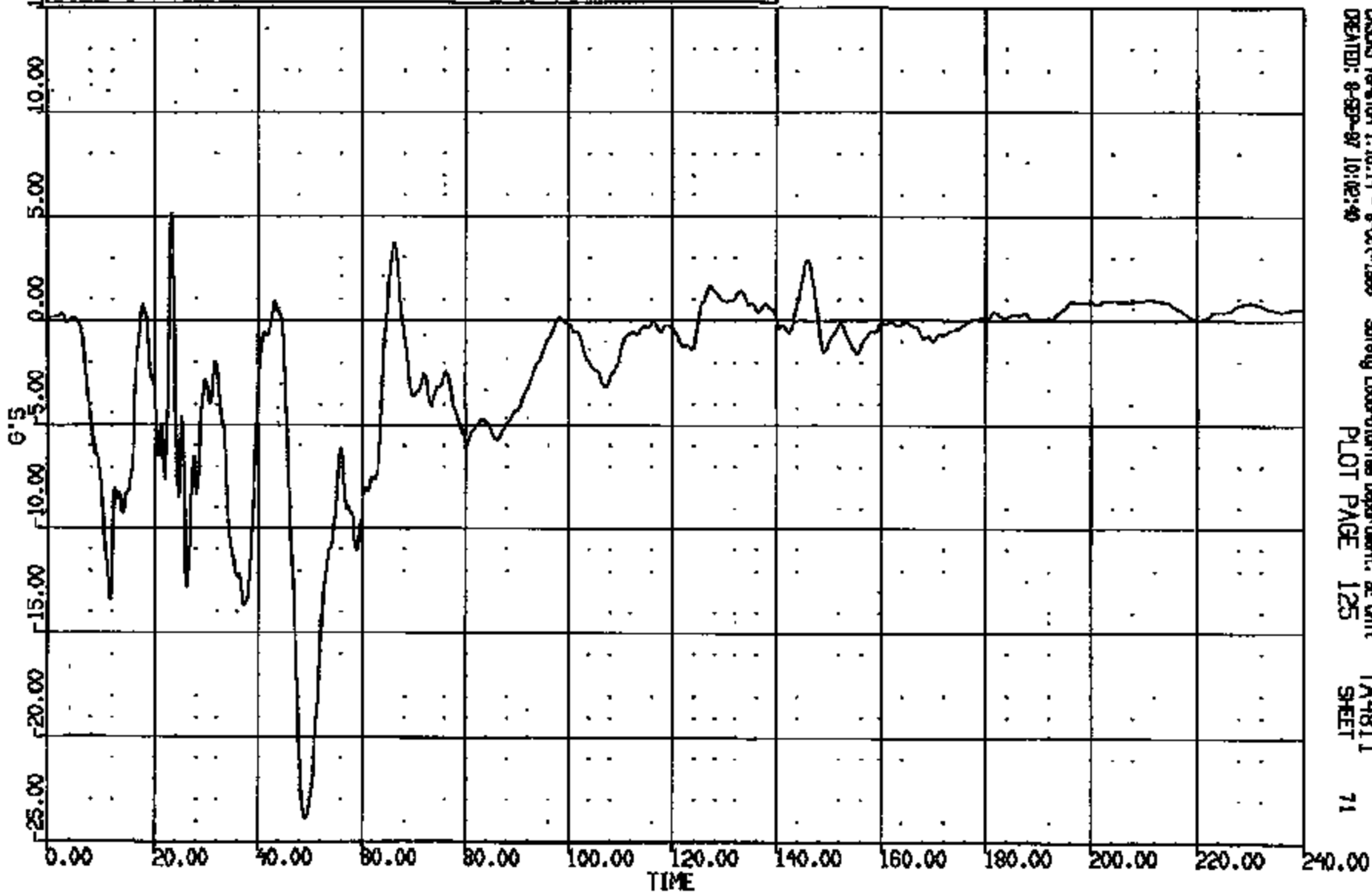
CRTS 0010822

CR R: 10822 TO: TA4811 DATE: 870906 09:15:25
198X DN-101 UNKNOWN

(67) CR10822T L/RWD UP FRT SH LONG GOC

MAX = 5.149 at 23.20 MS MIN = -23.89 at 49.12 MS

AXIS 1

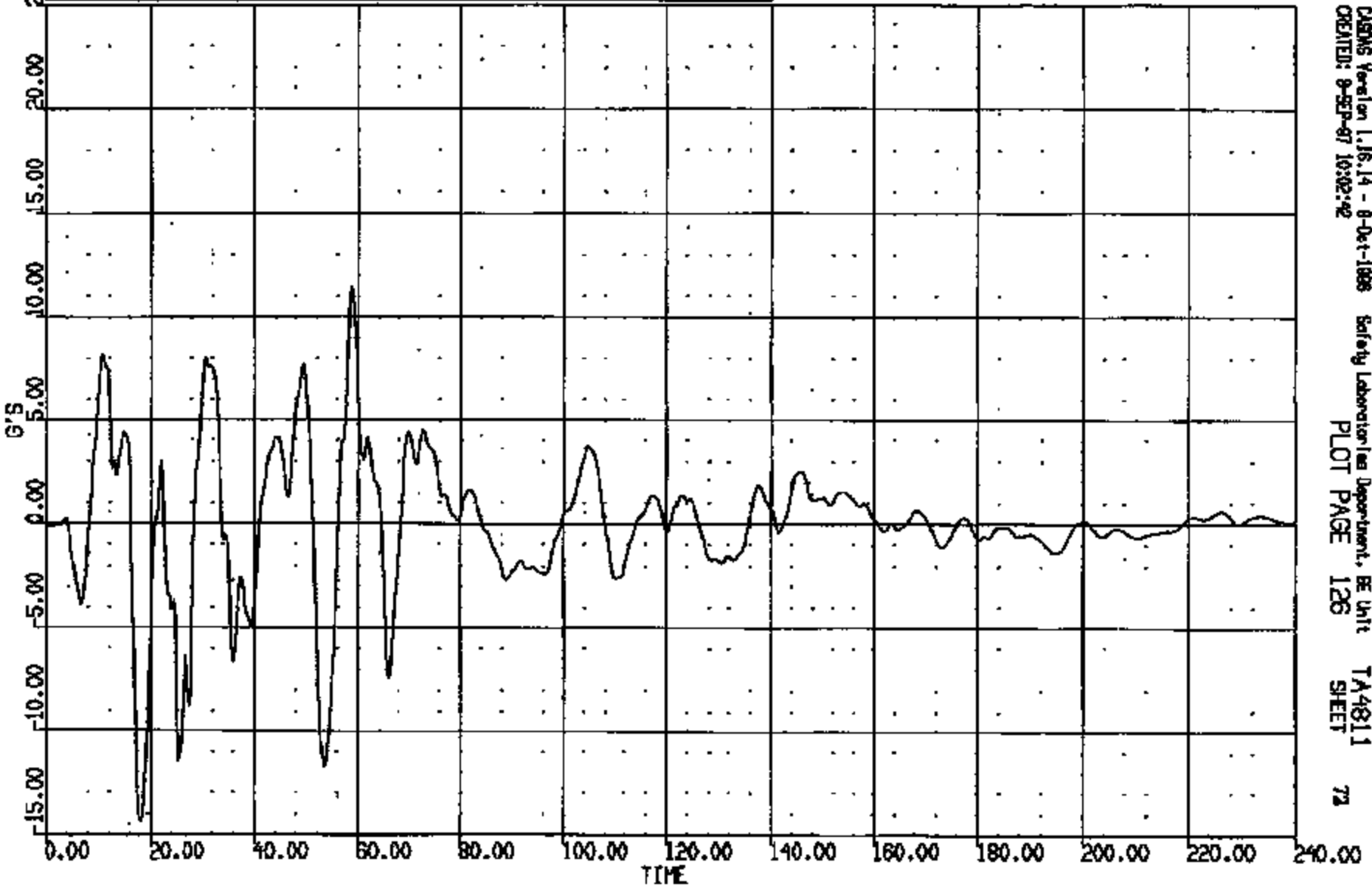


CRTS 0010822

CR R: 10822 TO: TA4811 DATE: 870908 09:15:25
189X DN-101 UNKNOWN

(68) CR10822T L/RAD LP FRT SH VERT GOC
MAX = 11.44 at 58.80 NS MIN = -14.40 at 18.00 NS

AXIS 1



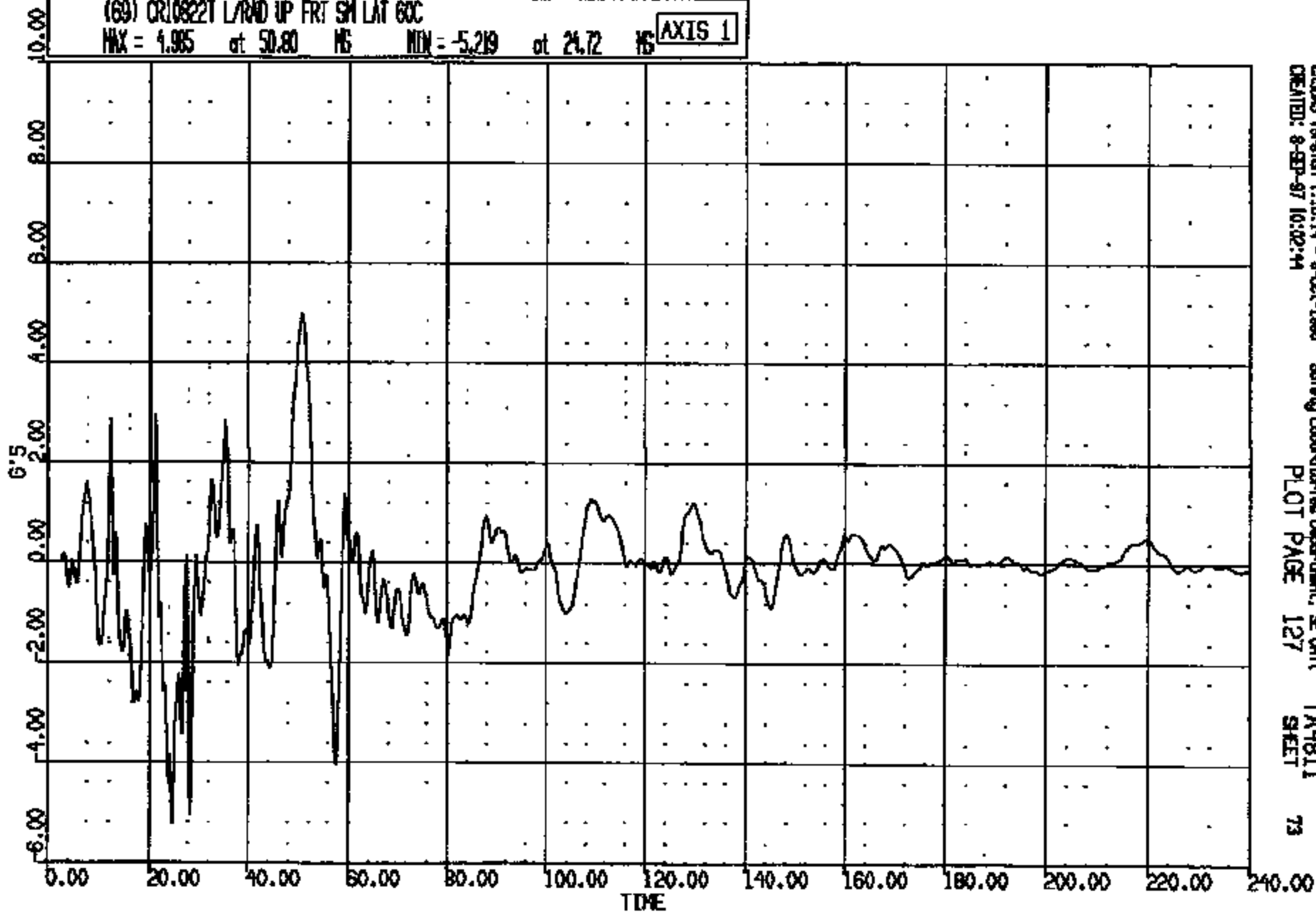
CASINS Version 1.16.14 - 8-Oct-1988 Safety Laboratories Department, BE Unit TA4811 72
CREATED: 9-SEP-87 10:02:42 PLOT PAGE 126 SHEET

CRTS 0010822

CR R: 10822 TO: TA4811 DATE: 870908 09:15:25
189X DN-101 UNKNOWN

(63) CR10822T L/RAD UP FRT SH LAT 60C

MAX = 4.985 at 50.80 MS MIN = -5.219 at 24.72 MS AXIS 1



CRSNG Version 1.18.14 - 8-Oct-1988
CREATED: 8-SEP-87 10:02:44

Safety Laboratories Department, SE Unit
PLOT PAGE 127

TA4811
SHEET

73

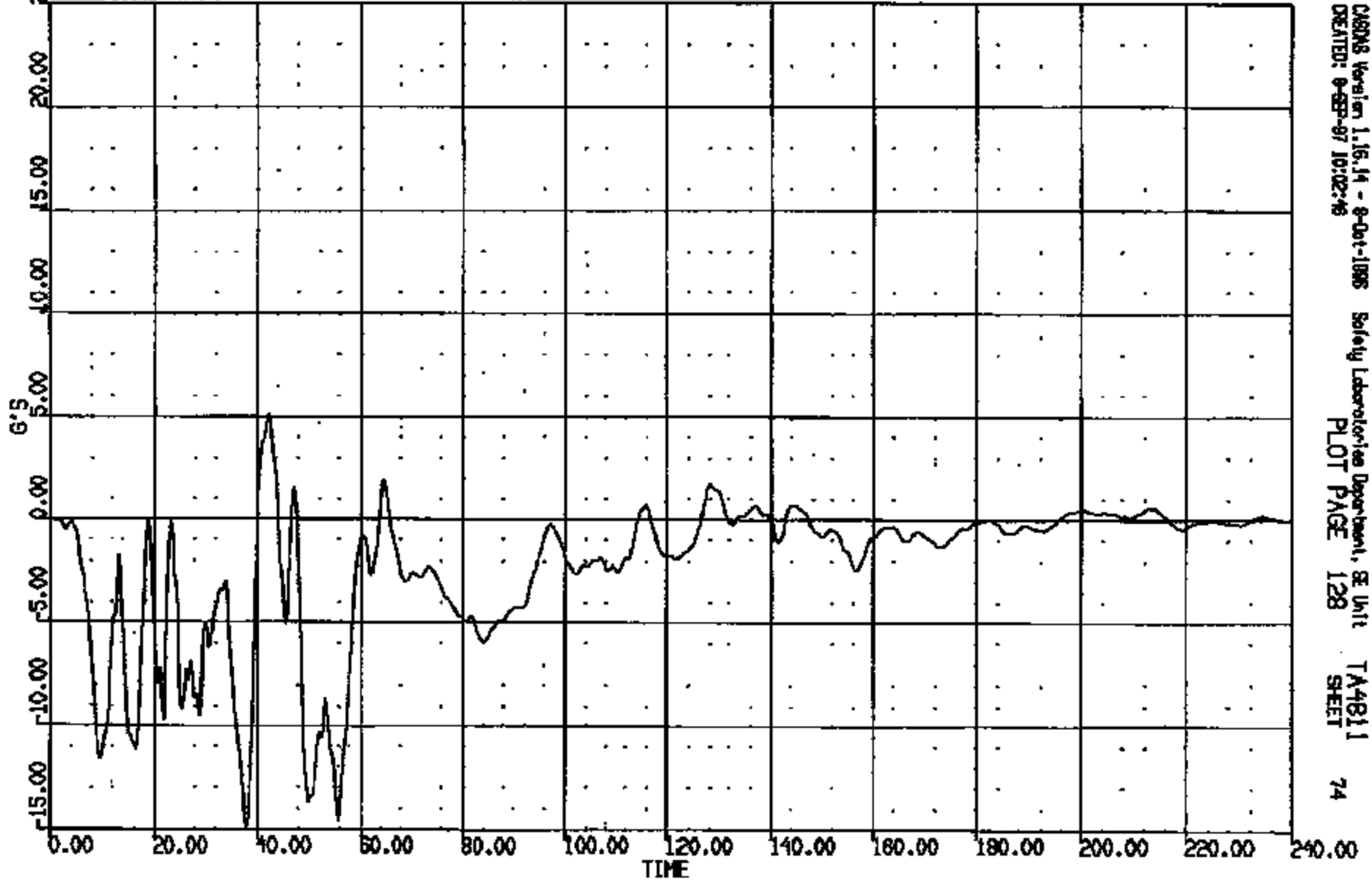
CRIS 0010822

CR R: 10822 TO: TA4811 DATE: 970908 09:15:25
188X DN-101 UNKNOWN

(70) CR10822T R/RND UP FRT SH LONG 60C

MAX = 5.898 at 42.24 MS MIN = -14.98 at 37.84 MS

AXIS 1



CRS08 Version 1.16.14 - 9-Oct-1995
CREATED: 9-SEP-97 10:02:46

Safety Laboratories Department, SE Unit
PLOT PAGE 128

TA4811
SHEET

74

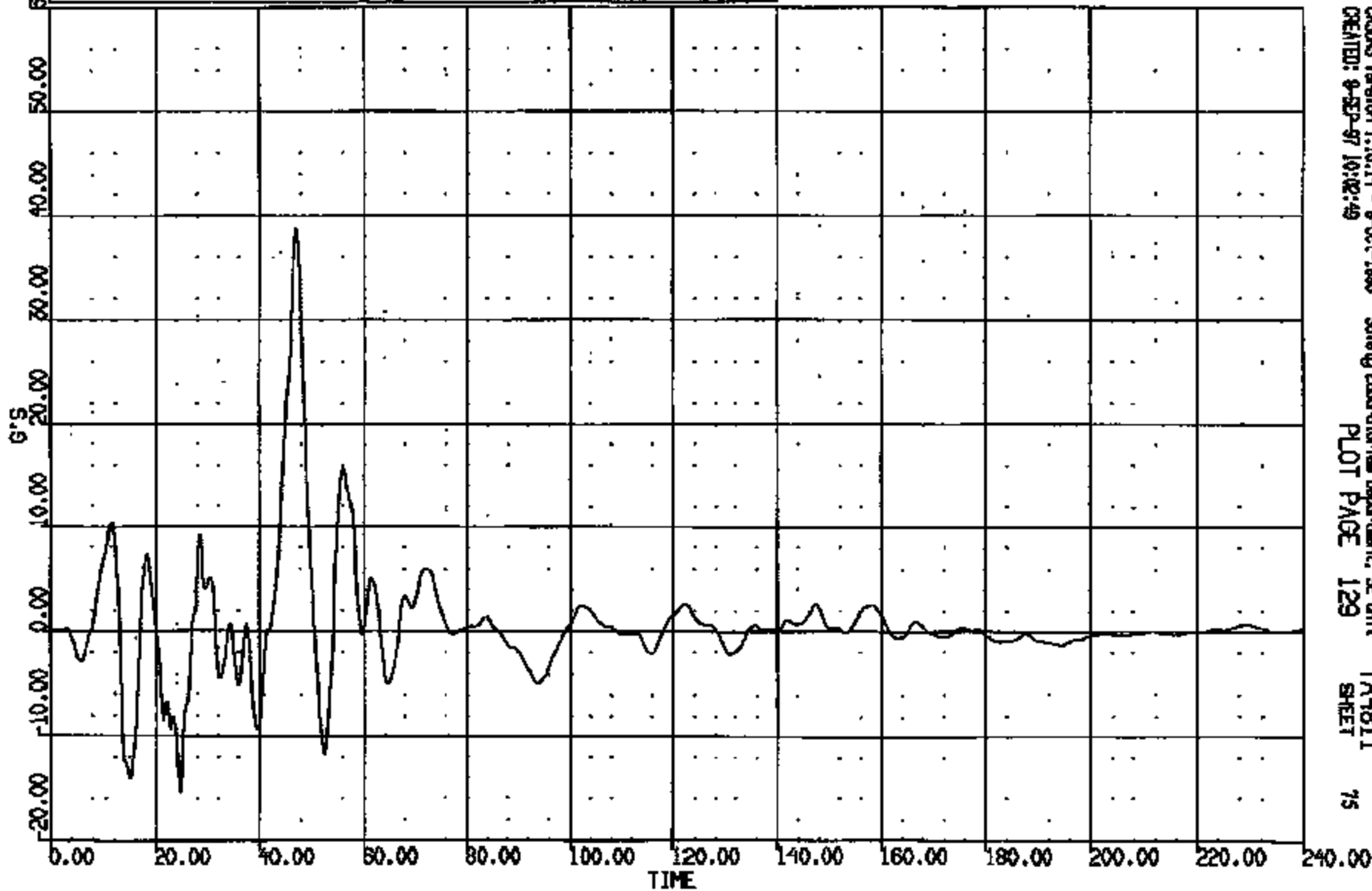
CRITS 0010822

CR R: 10822 TO: TA4811 DATE: 970908 08:15:23
199X DN-101 UNKNOWN

(71) CR108221 R/RND LP FRT SH VERT 60C

MAX = 38.77 at 46.96 MS MIN = -15.56 at 21.72 MS

AXIS 1



CR108221

CASMS Version 1.16.14 - 8-Oct-1998
CREATED: 8-SEP-97 10:02:49

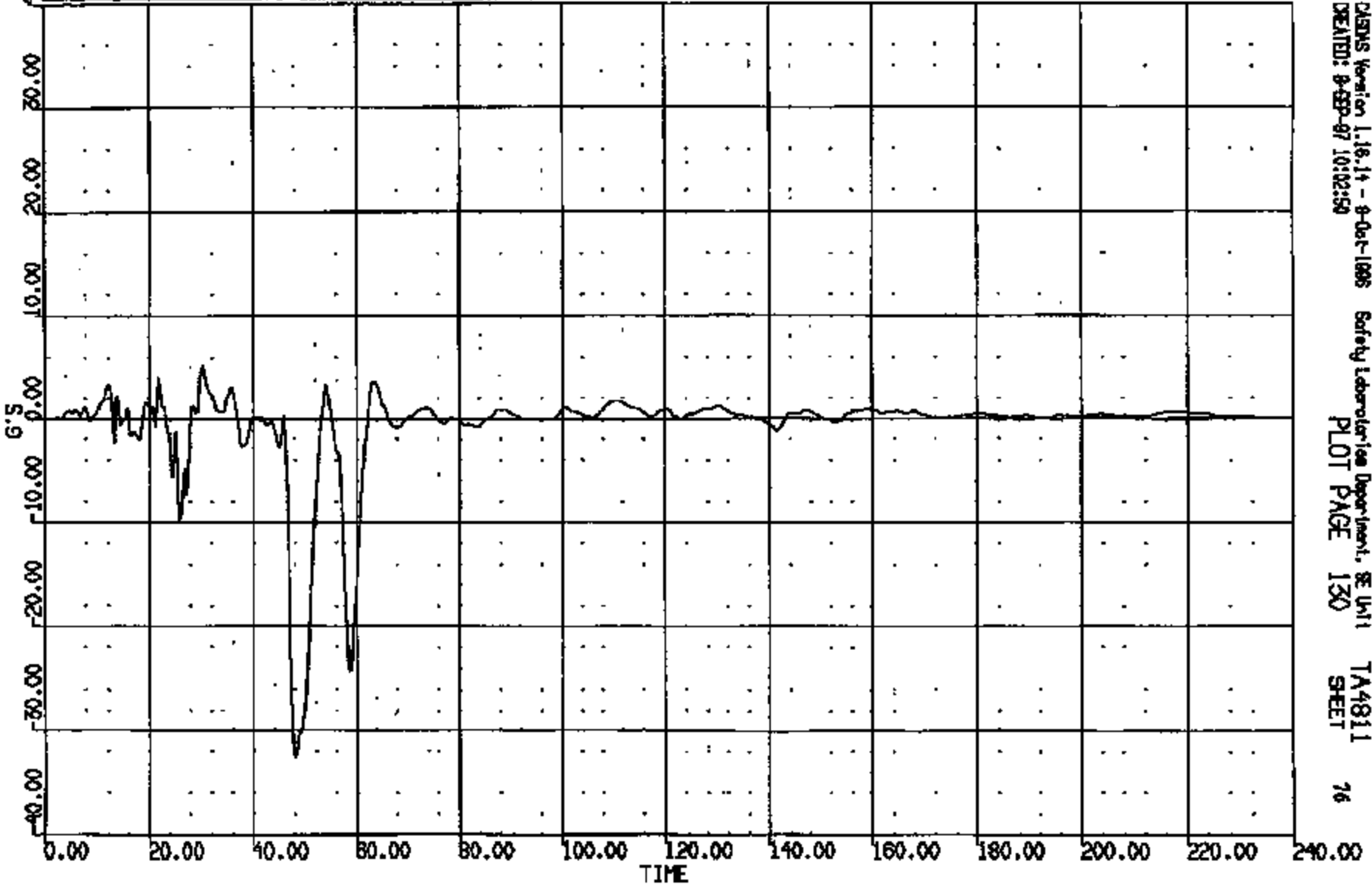
Safety Laboratories Department, SE Unit
PLOT PAGE 129

TA4811
SHEET

75

CR R: 10822 TO: TA4811 DATE: 970908 09:15:25
199X DN-101 UNKNOWN

(72) CR10822T R/RAD UP FRT SH ' LAT 60C
MAX = 5.217 at 30.32 MS MIN = -32.55 at 48.08 MS AXIS 1

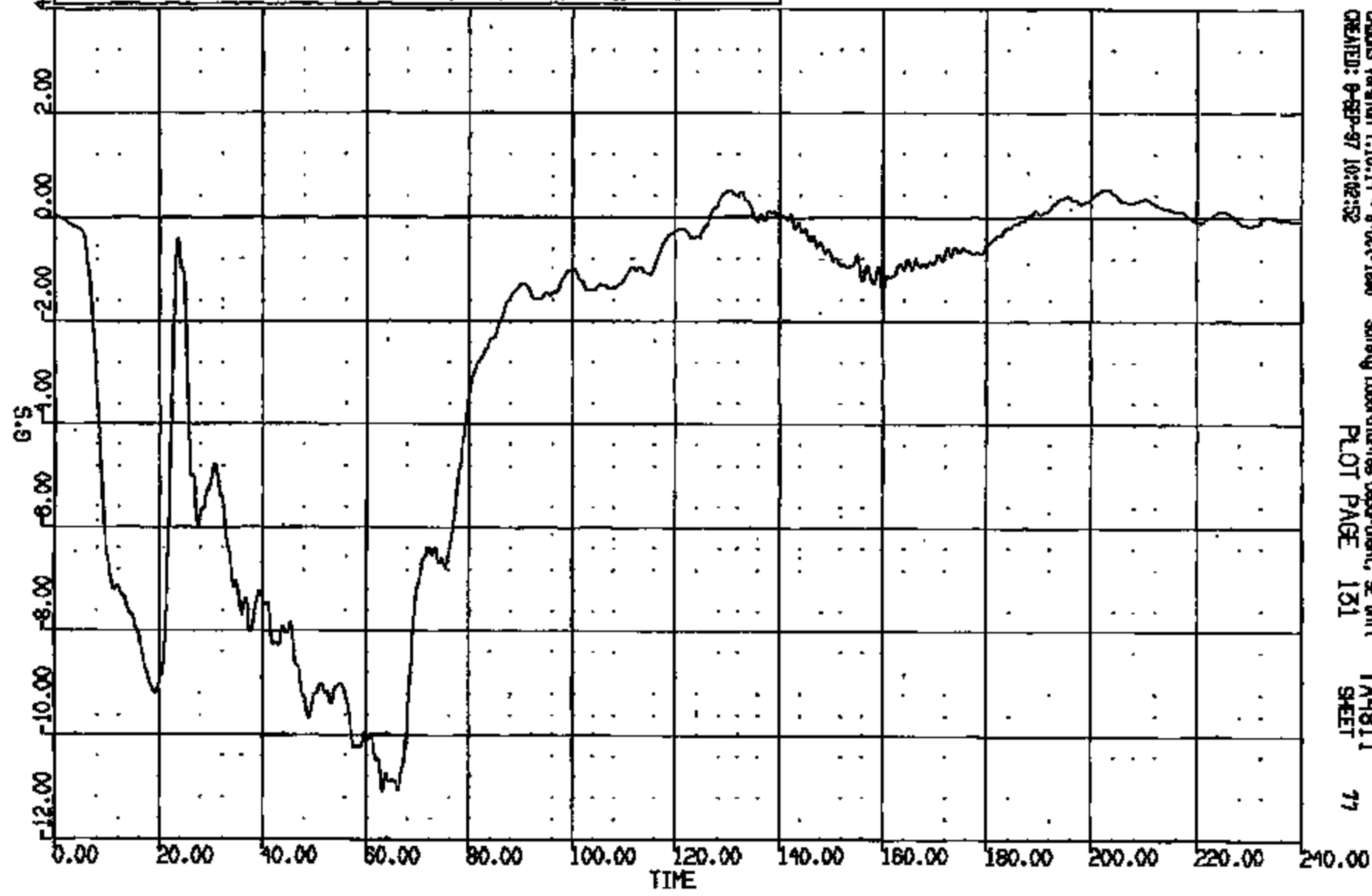


CRS Version 1.16.14 - 9-Oct-1995 Safety Laboratories Department, SE Unit
CREATED: 9-SEP-97 10:02:50
PLOT PAGE 130
TA4811
SHEET 16

CRIS 0010822

CR R: 10822 TO: TA4811 DATE: 8Y0908 08:15:23
196X DN-101 UNKNOWN

(73) CR10822T L/ROCKER @ B-PILLAR LONG 60C
MAX = 0.5523 at 202.4 MS MIN = -11.13 at 63.12 MS **AXIS 1**



CRS Version 1.16.14 - 8-Oct-1998 Safety Laboratories Department, SE Unit TA4811
CREATED: 8-SEP-97 10:02:52 PLOT PAGE 131 SHEET 77

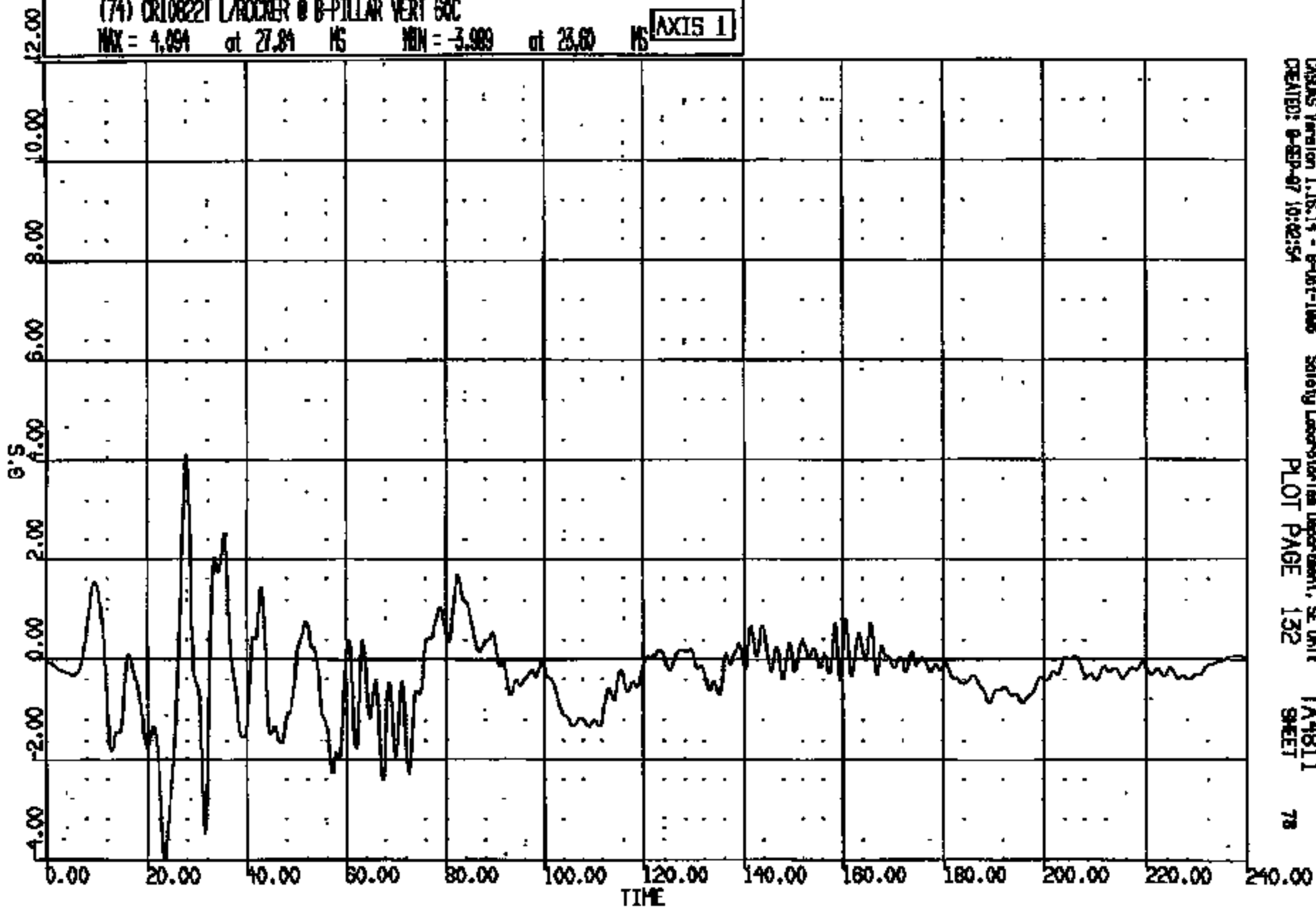
CRIS 0010822

CR 7: 10822 TO: TA4811 DATE: 970908 09:13:26
189X DN-101 UNKNOWN

(74) CR108221 L/ROCKER @ B-PILLAR VERT 60C

MAX = 4.094 at 27.84 MS MIN = -3.989 at 28.00 MS

AXIS 1



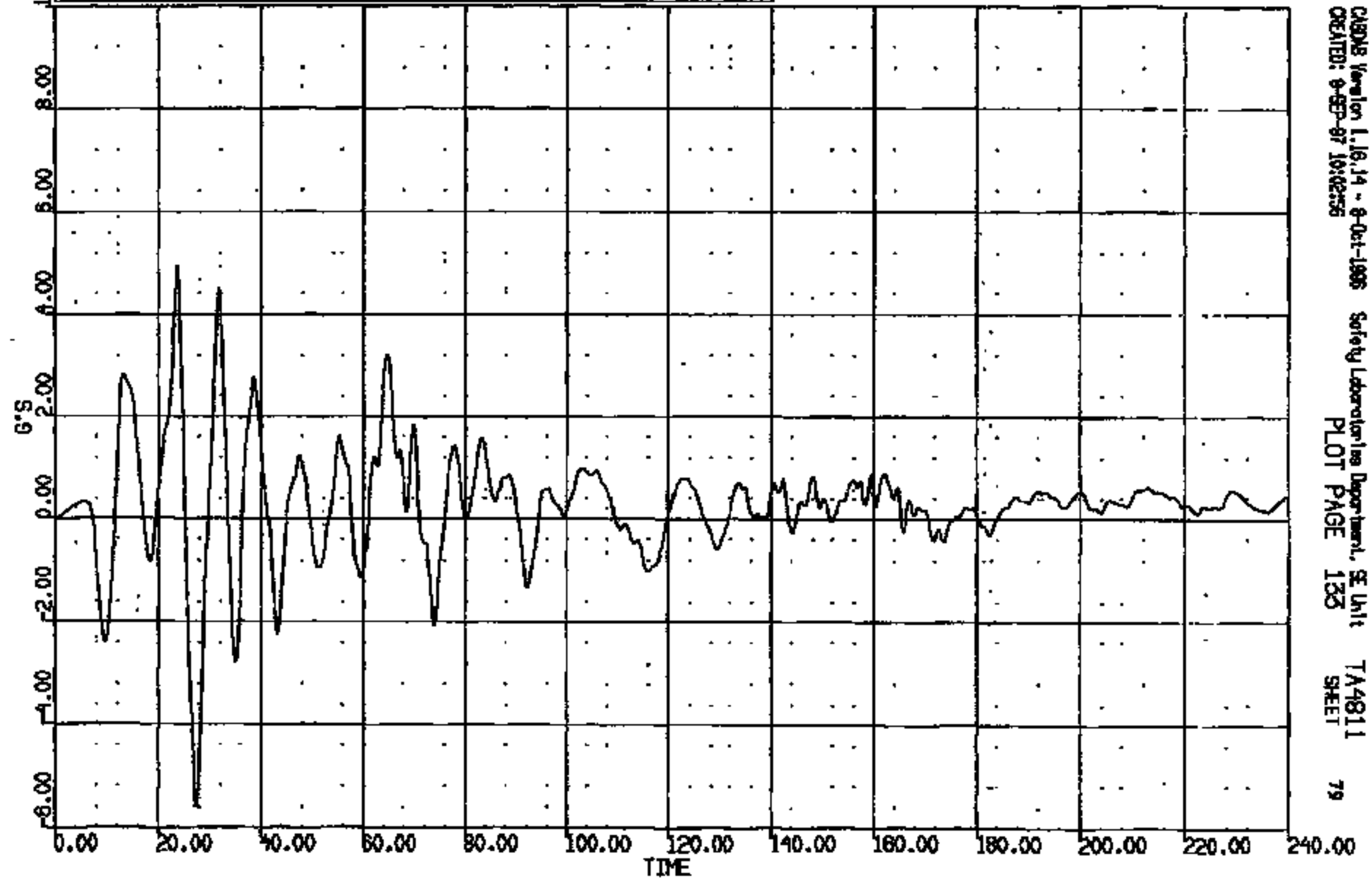
CRIS 0010822

CRS05 Version 1.16.14 - 8-Oct-1998 Safety Laboratory Department, SE Unit TA4811
CREATED: 8-SEP-97 10:02:54 PLOT PAGE 132 SHEET 78

CR R: 10822 TO: TA4811 DATE: 870908 09:15:25
199X DN-101 UNKNOWN

(75) CR10822T L/ROCKER @ B-PILLAR LAT 60C
MAX = 4.944 at 23.76 MS MIN = -5.626 at 27.36 MS

AXIS 1

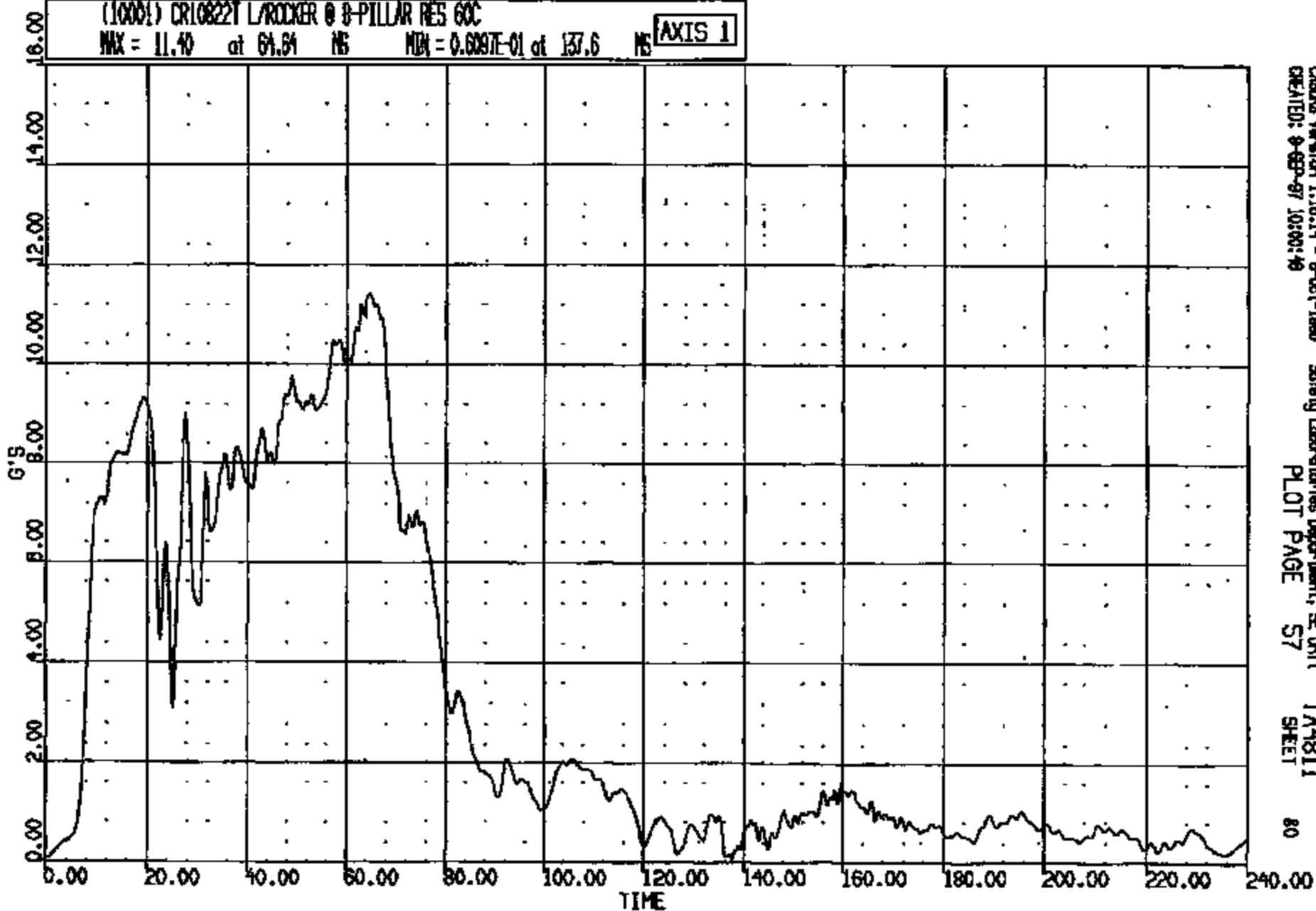


CRS/MS Version 1.16.14 - 8-Oct-1986 Safety Laboratories Department, SE Unit TA4811
CREATED: 8-SEP-87 10:02:55 PLOT PAGE 135 SHEET 79

CRTS 0010822

CR R: 10822 TO: TA4811 DATE: 970908 09:15:25
199X DN-101 UNKNOWN

(10001) CR10822T L/ROCKER @ 8-PILLAR RES 60C
MAX = 11.40 at 64.64 MS MIN = 0.0097E-01 at 137.6 MS **AXIS 1**



CRTS 0010822

CASDS Version 1.16.14 - 9-Oct-1998
CREATED: 9-SEP-97 10:00:49

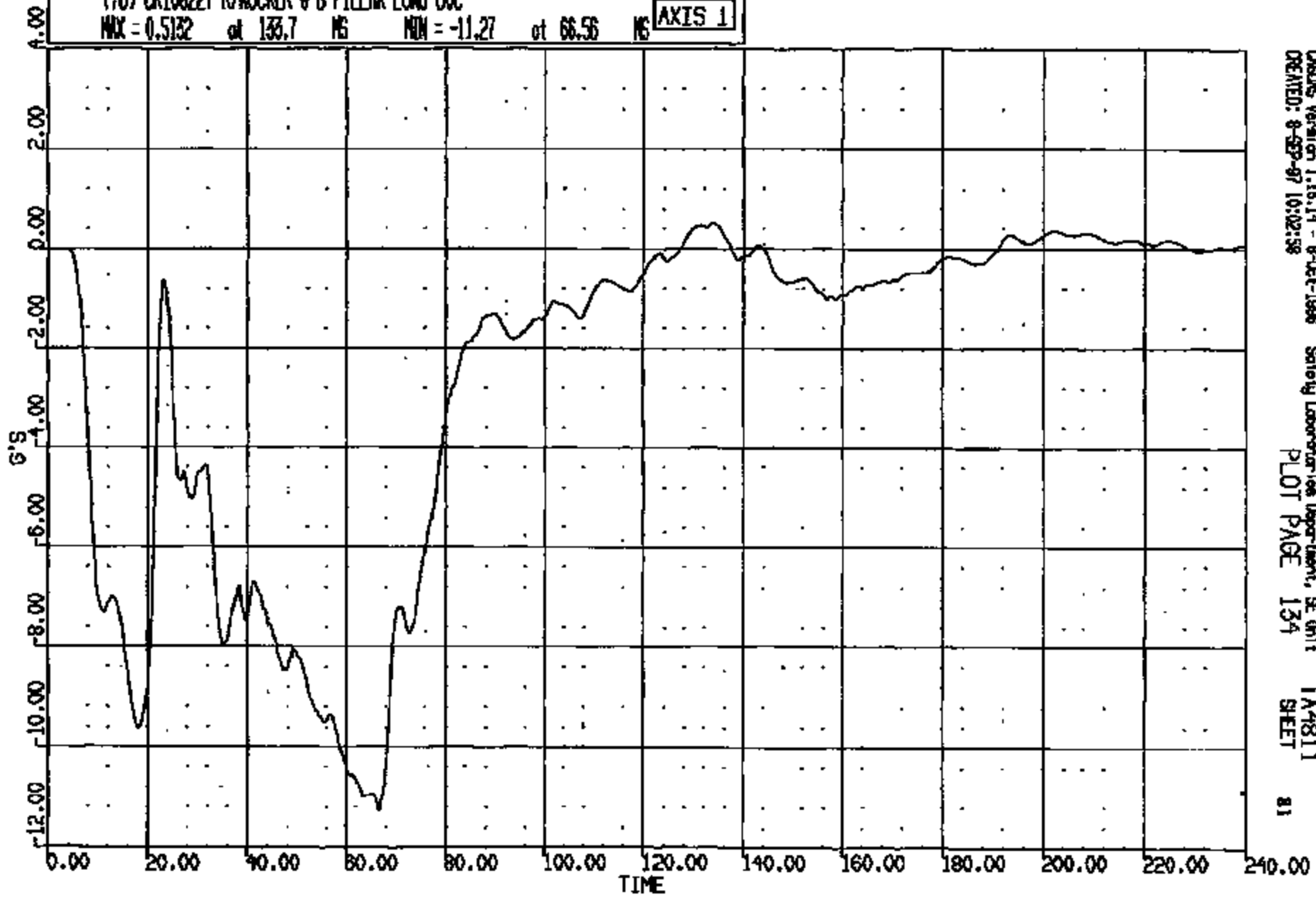
Safety Laboratories Department, SE Unit
PLOT PAGE 57

TA4811
SHEET

80

CR R: 10822 TO: TA4811 DATE: 870808 08:15:25
199X DN-101 UNKNOWN

(76) CR10822T R/ROCKER @ B-PILLAR LONG 60C
MAX = 0.5132 at 136.7 MS MIN = -11.27 at 66.56 MS AXIS 1



CRASING Version 1.18.14 - 8-Oct-1988
CREATED: 8-SEP-87 10:02:58

Safety Laboratories Department, SE Unit
PLOT PAGE 134

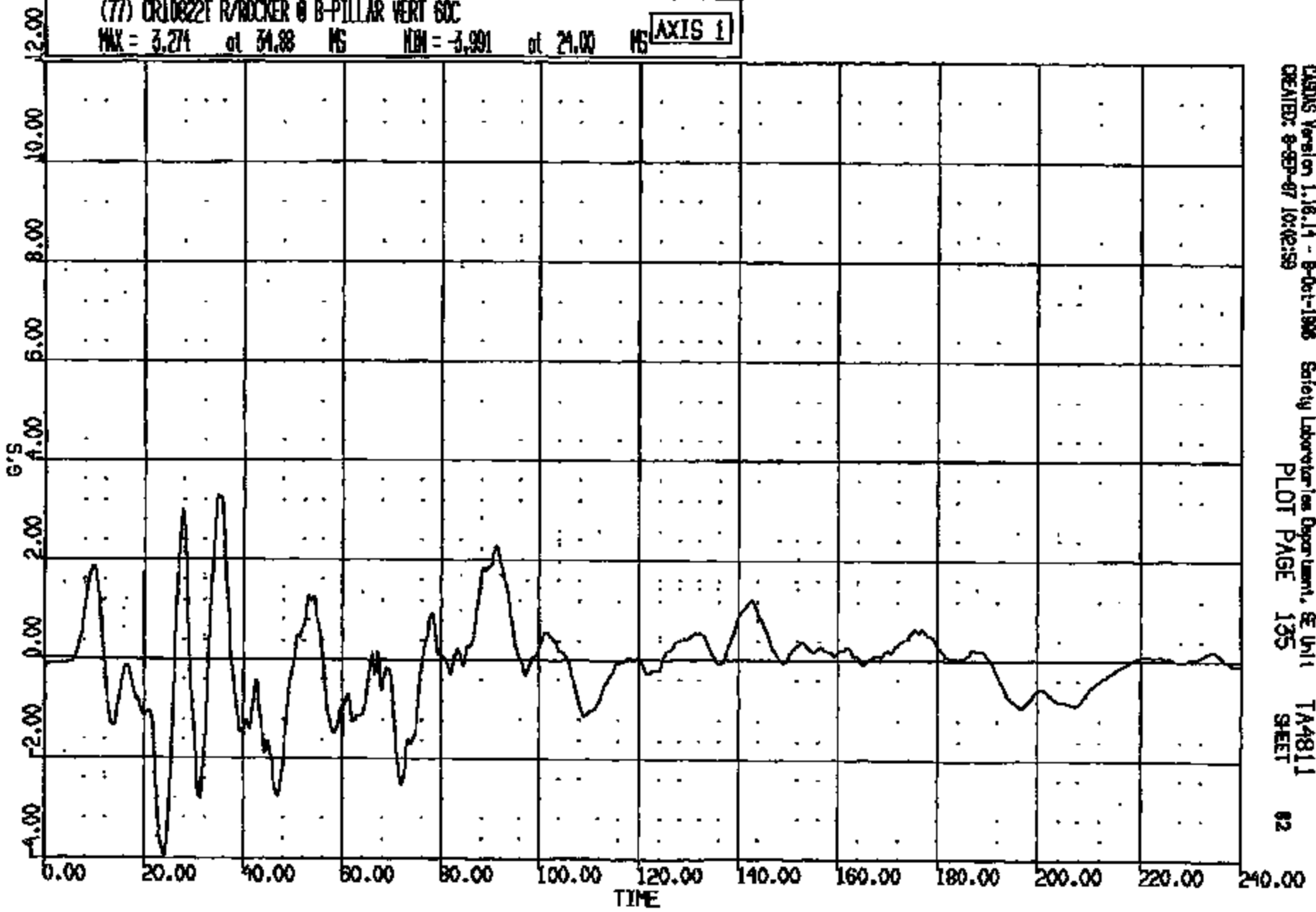
TA4811
SHEET

81

CRTS 0010822

CR R: 10822 TO: TA4811 DATE: 970908 09:15:25
199X DN-101 UNKNOWN

(77) CR10822E R/ROCKER @ B-PILLAR VERT 60C
MAX = 3.274 at 34.88 MS MIN = -3.991 at 24.00 MS **AXIS 1**



CRS Version 1.16.14 - 9-Oct-1996 Safety Laboratories Department, SE Unit TA4811
CREATED: 9-SEP-97 10:02:59 PLOT PAGE 135 SHEET 02

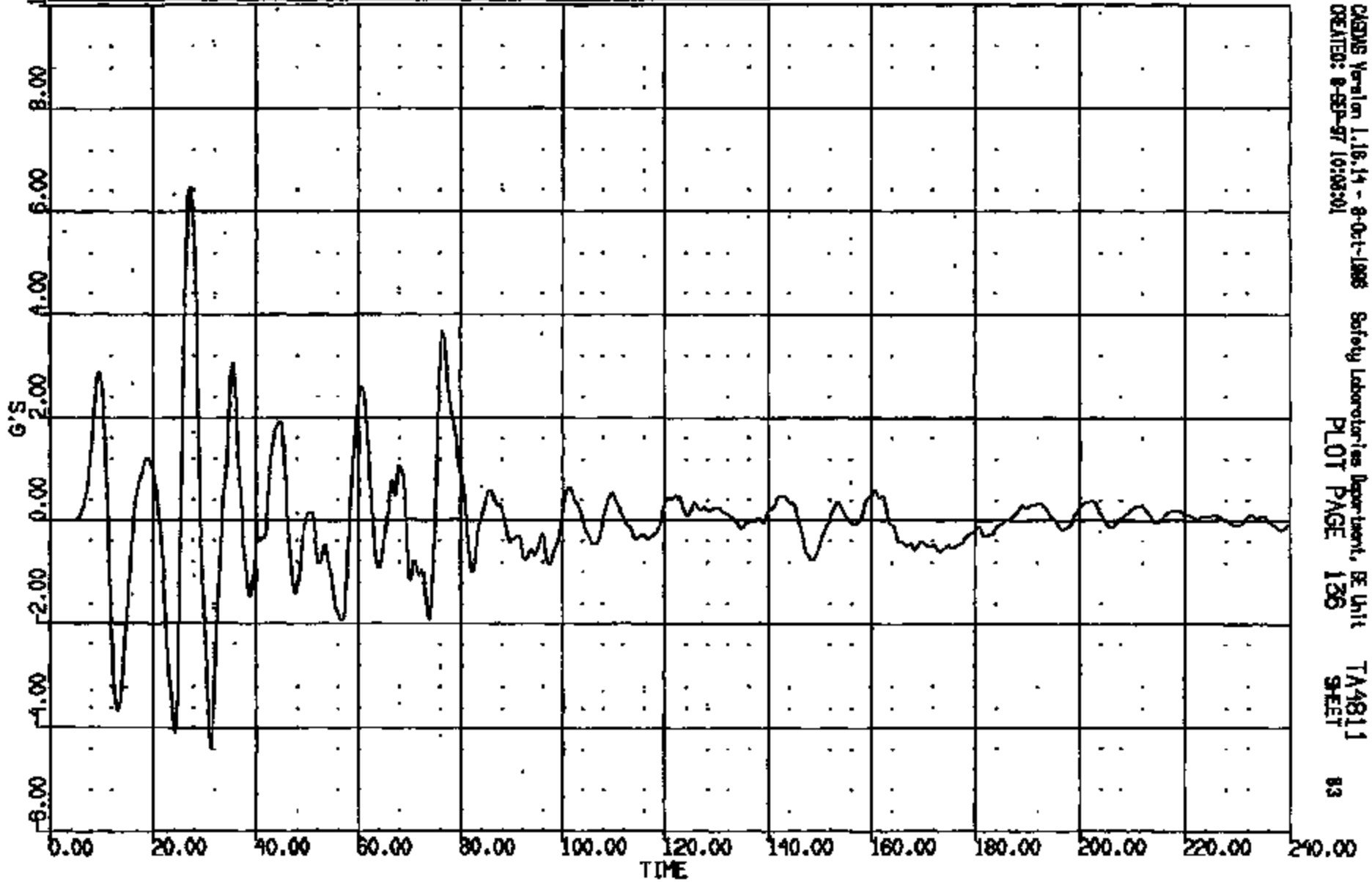
CRTS 0010822

CR R: 10822 TO: TA4811 DATE: 870908 08:15:25
189X DN-101 UNKNOWN

(78) CR108221 R/ROCKER D B-PILLAR LAT 60C

MAX = 6.477 at 27.20 MS MIN = -4.405 at 31.36 MS

AXIS 1



CRS Version 1.18.14 - 8-Oct-1988
CREATED: 8-SEP-87 10:08:01

Safety Laboratories Department, E Unit
PLOT PAGE 136

TA4811
SHEET

83

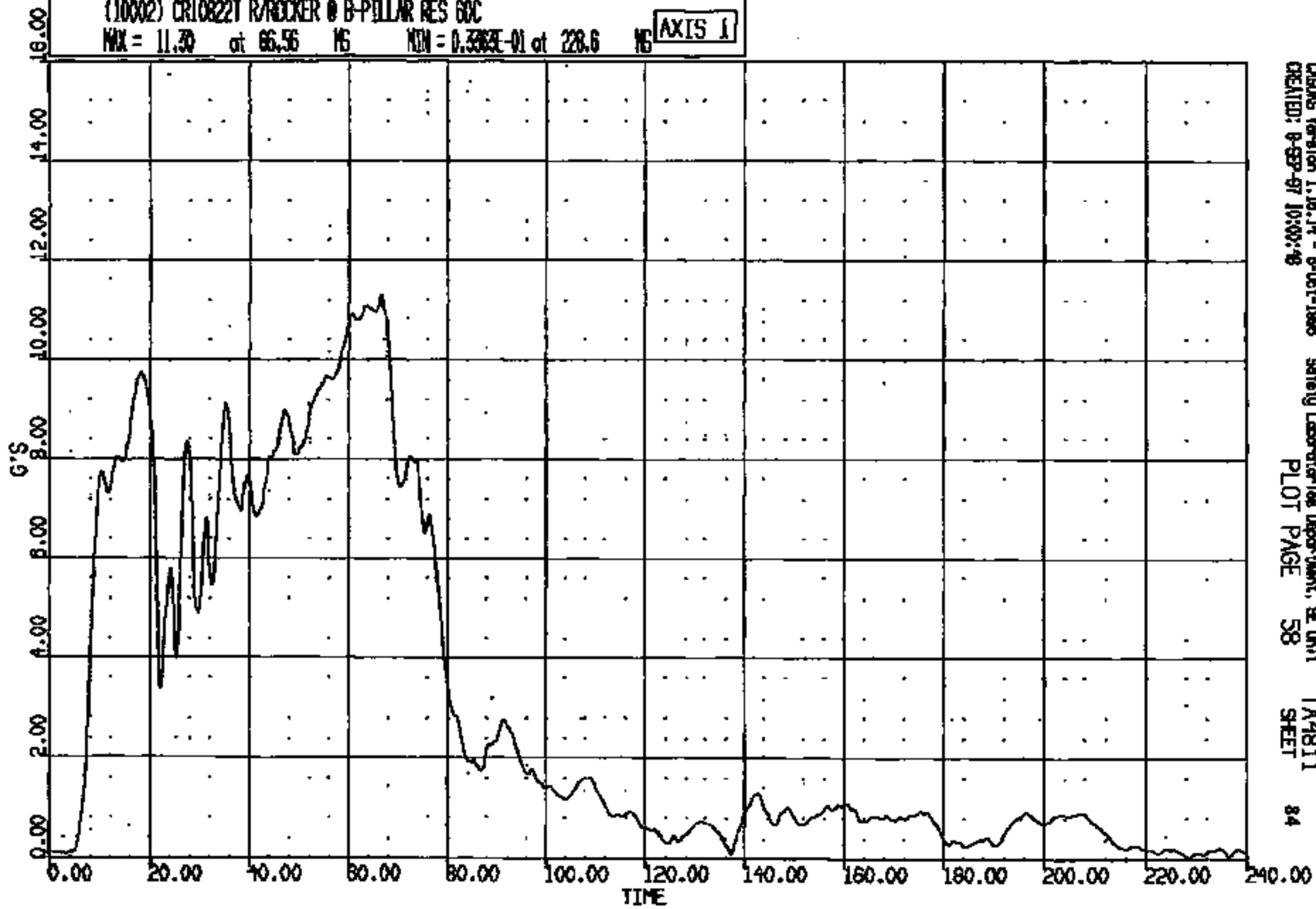
CRIS 0010822

CR R: 10822 TO: TA4811 DATE: 070608 09:15:25
100X DN-101 UNKNOWN

(10002) CR108221 R/ROCKER @ B-PILLAR RES 60C

MAX = 11.30 at 66.56 MS MIN = 0.3363E-01 at 228.6 MS

AXIS 1



CRSNG Version 1.10.14 - 8-Oct-1998
CREATED: 8-SEP-97 10:00:48

Safety Laboratories Department, SE Unit
PLOT PAGE 58

TA4811
SHEET

84

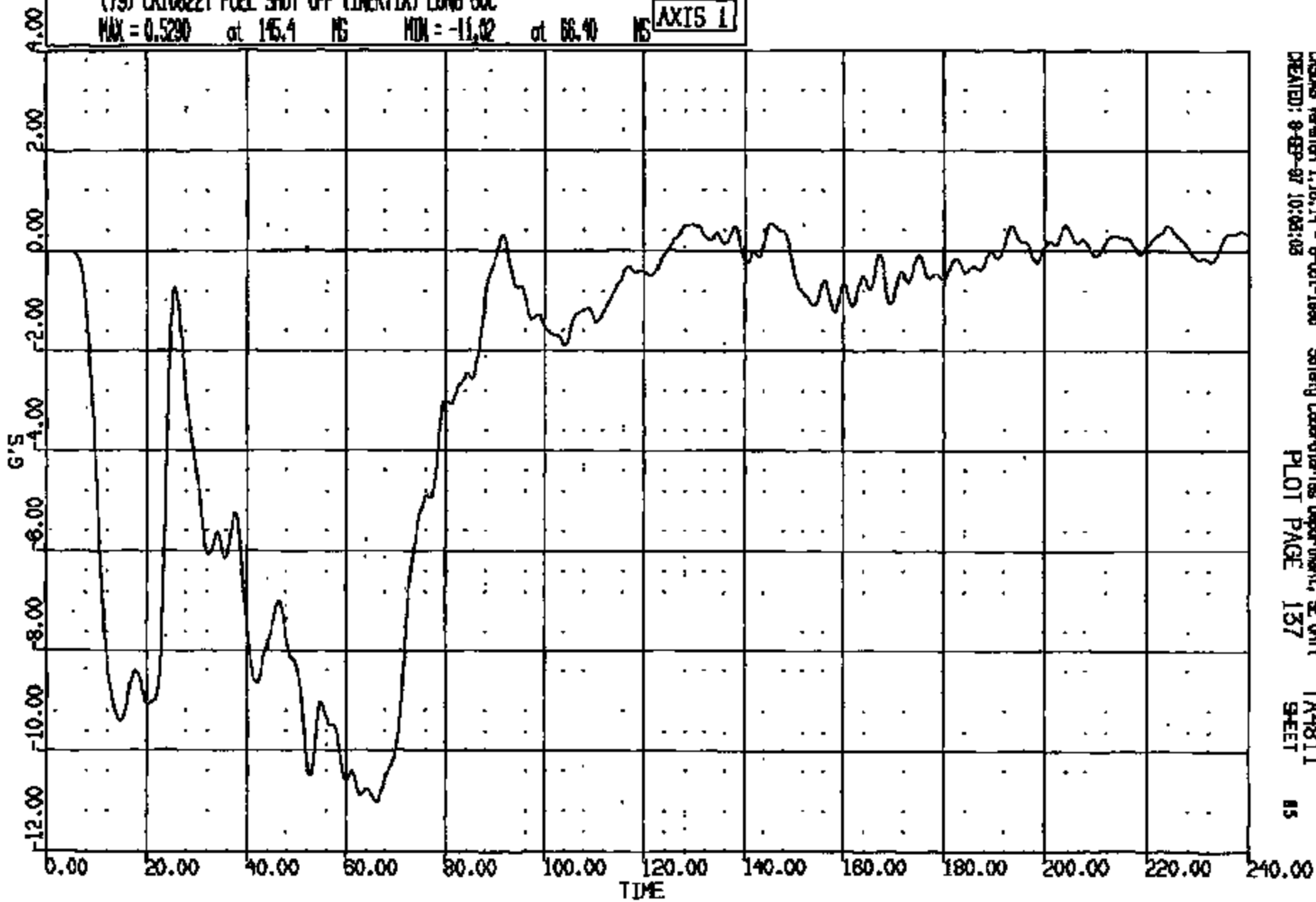
CRTS 0010822

CR R: 10822 TO: TA4811 DATE: 970808 08:15:25
199X DN-101 UNKNOWN

(79) CR108221 FUEL SHUT OFF (INERTIA) LONG GOC

MAX = 0.5290 at 145.4 MS MIN = -11.02 at 66.40 MS

AXIS 1



CRS Version 1.10.14 - 8-Oct-1996
CREATED: 97-08-08 10:03:03

Safety Laboratories Department, SE Unit
PLOT PAGE 137

TA4811
SHEET 85

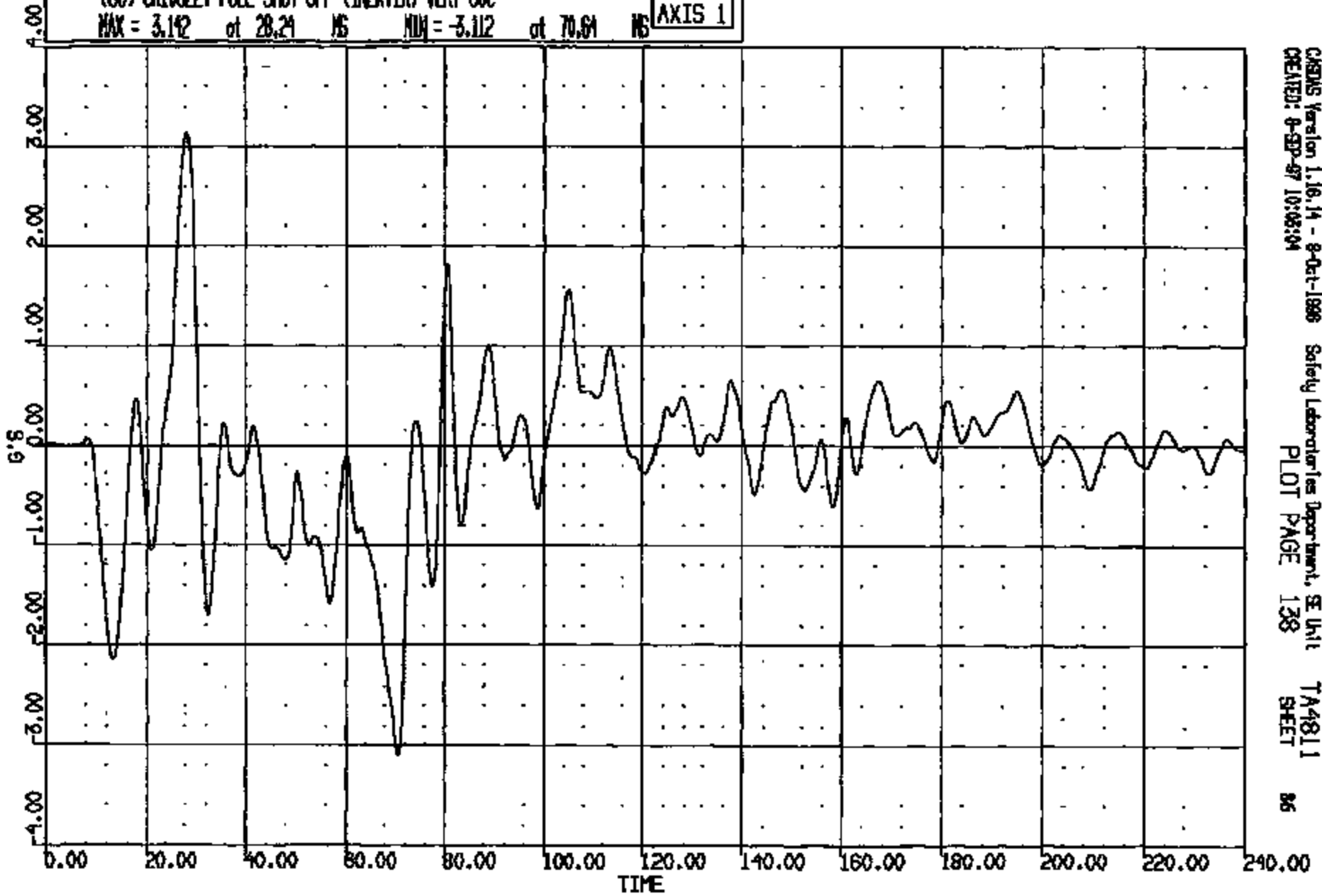
CRTS 0010822

CR R: 10822 TD: TA4811 DATE: 970909 09:15:25
190X DN-101 UNKNOWN

(80) OR10822T FUEL SHUT OFF (INERTIA) VERY GOOD

MAX = 3.142 at 28.24 MS MIN = -3.112 at 70.64 MS

AXIS 1



CASMS Version 1.16.14 - 9-Oct-1998
CREATED: 9-SEP-97 10:02:04

Safety Laboratories Department, SE Unit
PLOT PAGE 138

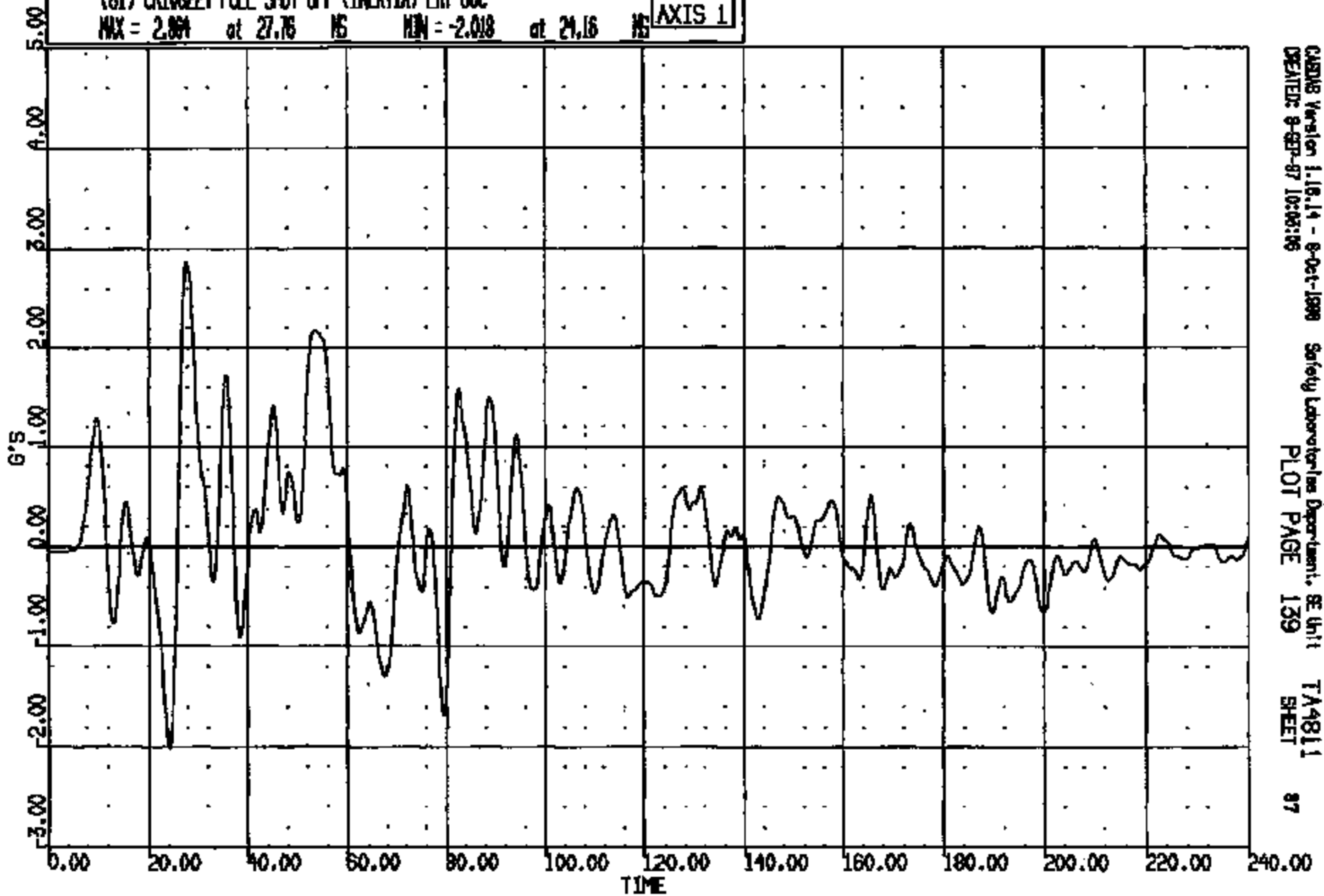
TA4811
SHEET

86

CRTS 0010822

CR R: 10822 TO: TA4811 DATE: 970908 09:15:25
199X DN-101 UNKNOWN

(81) CR108221 FUEL SHUT OFF (INERTIA) LAT GOC
MAX = 2.894 at 27.76 MS MIN = -2.018 at 24.16 MS AXIS 1

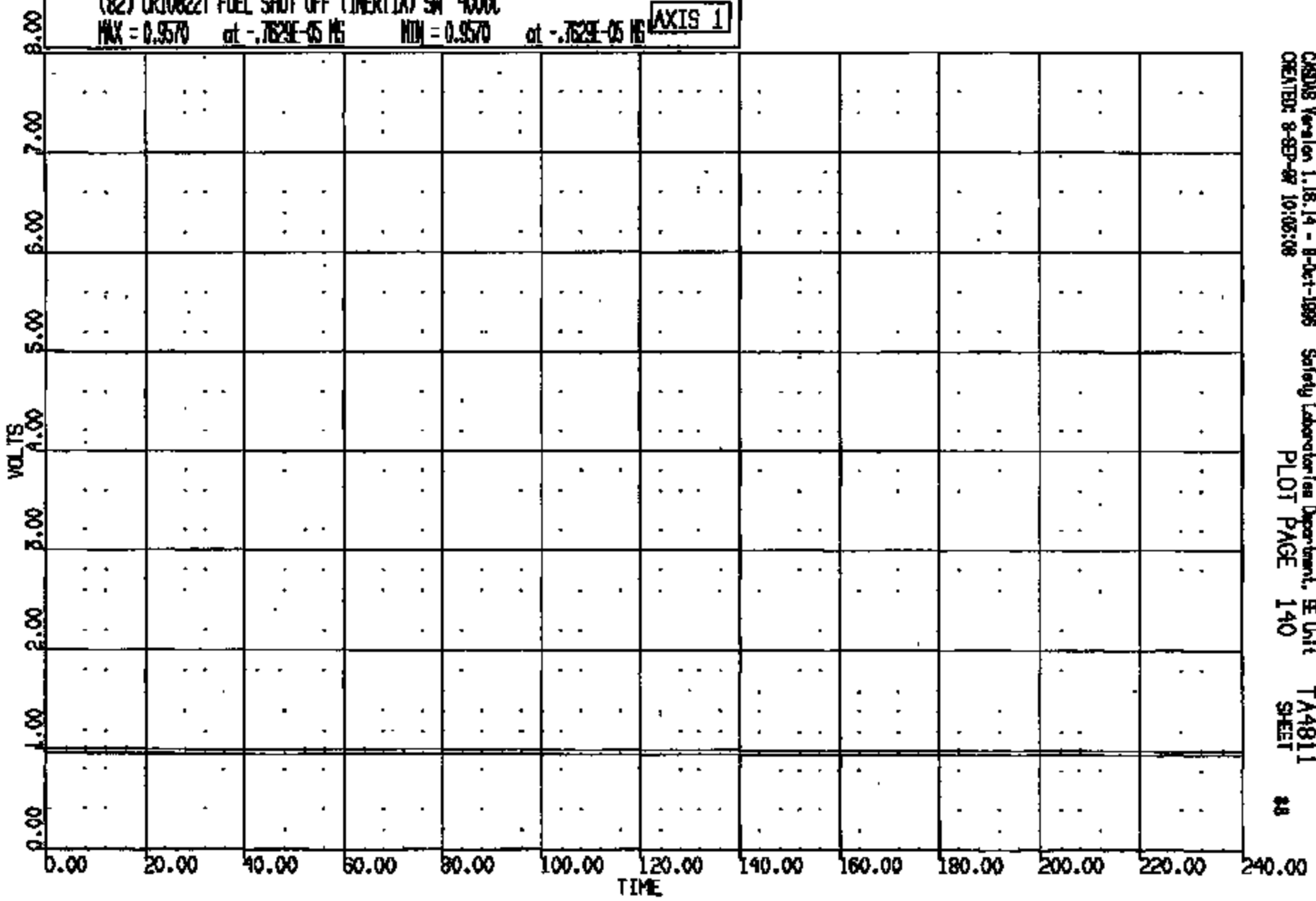


CARD# Version 1.16.14 - 8-Oct-1999 Safety Laboratories Department, SE Unit TA4811
CREATED: 9-SEP-97 10:00:06 PLOT PAGE 139 SHEET 87

CRTS 0010822

CR R: 10822 TO: TA4811 DATE: 870808 09:16:25
199X DN-101 UNKNOWN

(82) CR10822T FUEL SHUT OFF (INERTIA) SW 4000C
MAX = 0.9570 at -.7629E-05 HG MIN = 0.9570 at -.7629E-05 HG **AXIS 1**



CASUS Version 1.18.14 - 8-Oct-1995 Safety Laboratories Department, SE Unit TA4811
CREATED: 8-SEP-87 10:05:08 PLOT PAGE 140 SHEET 88

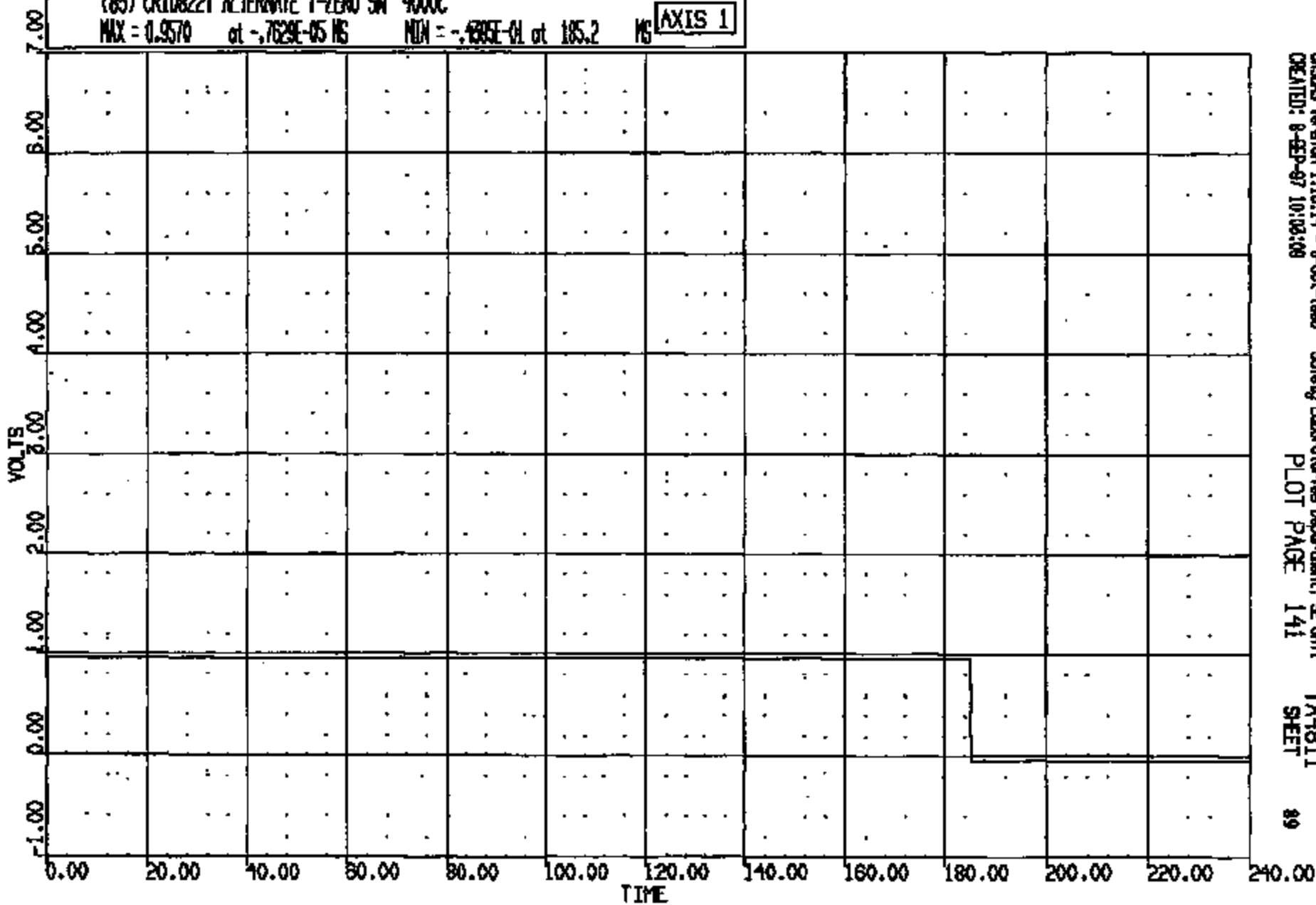
CRTS 0010822

CR R: 10822 TO: TA4811 DATE: 870808 09:15:25
100X DN-101 UNKNOWN

(85) CR10822T ALTERNATE T-ZERO SW 4000C

MAX = 0.9570 at -.7629E-05 MS MIN = -.4895E-01 at 185.2 MS

AXIS 1




CRTS 0010822

CRISM Version 1.18.14 - 8-Oct-1988
CREATED: 8-SEP-87 10:08:08

Safety Laboratories Department, SE Unit
PLOT PAGE 141

TA4811
SHEET


89



CRTS 0010822

Name:

10822001.JPG



Home:

10822082.JPG

CRTS 0010822



4811



Name :


10022004.JPG



Name :

10822005.JPG


CRTS 0010822



CRTS 0010822

Name:

10822006.JPG




4871

Name:

10822007.JPG

CRTS 0010822




4811

Name :

10822008.JPG

CRTS 0010822



4811

Name :

10022009.JPG


CRTS 0010822



Name :

10822010.JPG


CRTS 0010822



Name :


10822011.JPG

CRIS 0010822



Name: 10822012.JPG


CRTS 0010822



Name:


10822013.JPG

CRTS 0010822




Name: 10822014.JPG

CRTS 0010822



Name: 10822015.JPG

CRTS 0010822

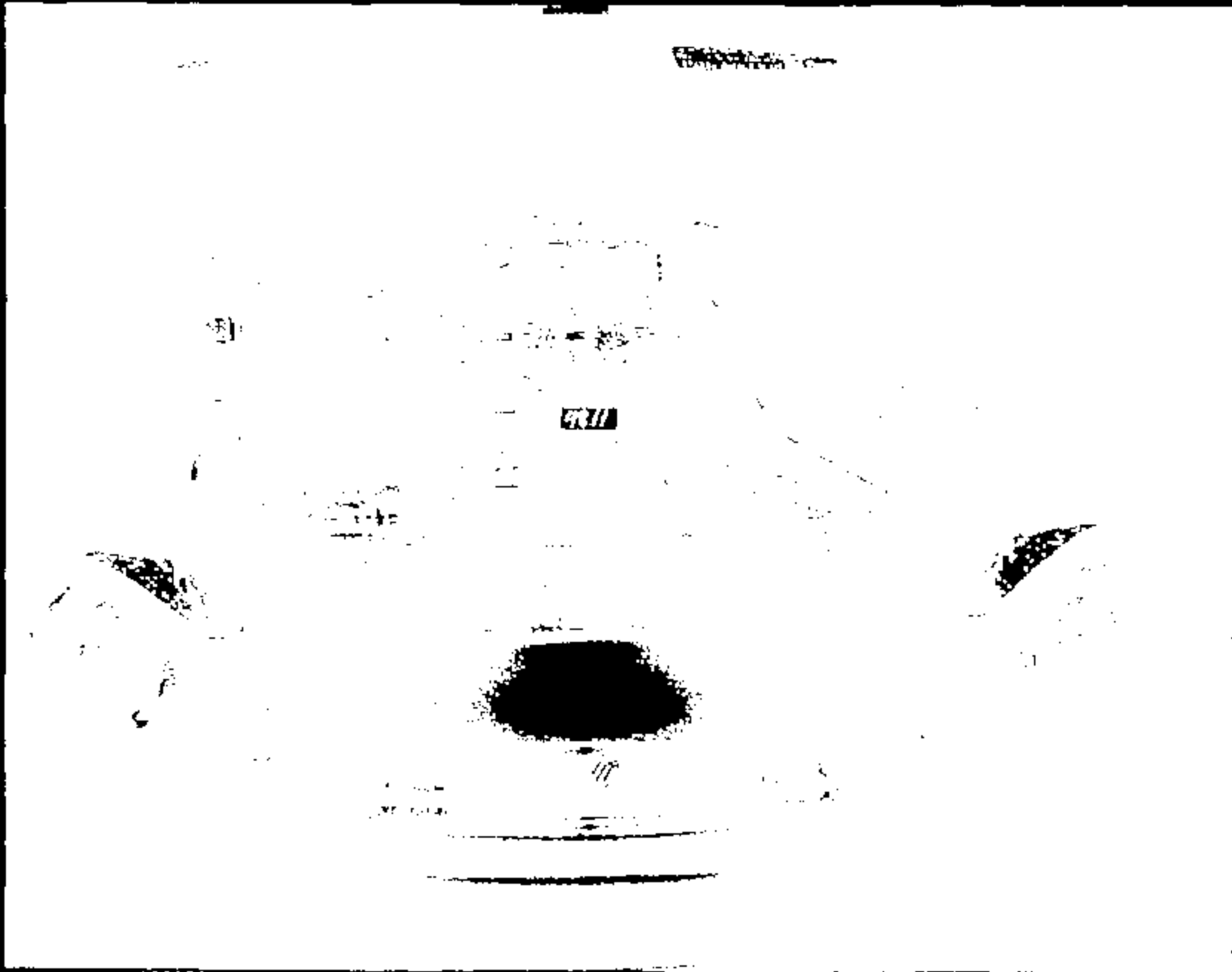


10822

Name :

10822016.JPG

CRIS 0010822



Name:


108Z2017.JPG

CRTS 0010822



Name: 10022010.JPG

CRTS 0010822



Name :

10822019.JPG

CRTS 0010822



Name :

10822020.JPG

CRTS 0010822



Name:

10822021.JPG

CRTS 0010822



Name :

10822022.JPG


CRTS 0010822



Name :

10922023.JPG


CRTS 0010822



Name:

10822024.JPG

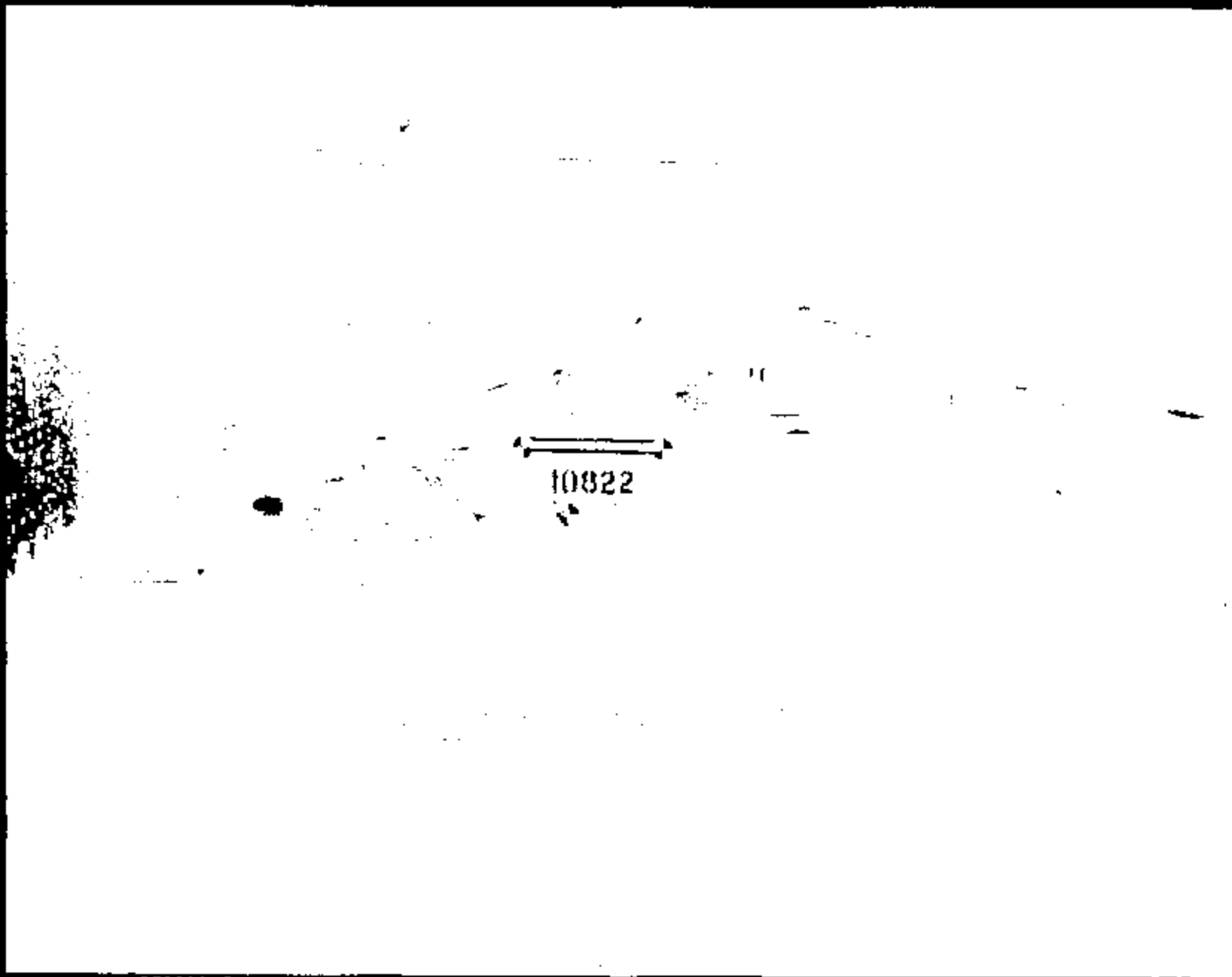
CRTS 0010822



Name:

10822025.JPG

CRTS 0010822




10822

Name :

10822026.JPG

CRTS 0010822



10822

Name:

10822027.JPG

CRTS 0010822



Name:

10022028.J98


CRIS 0010822



CRTS 0010822

Name:

10822019.JPG



10822

Name :

10822030.JPG


CRTS 0010822



Name :

10922031.JPG

CRTS 0010822



Name :

10822032.JPG

CRTS 0010822




4811

CRTS 0010822

Name :

10922033 .JPG



Name :

10822034.JPG

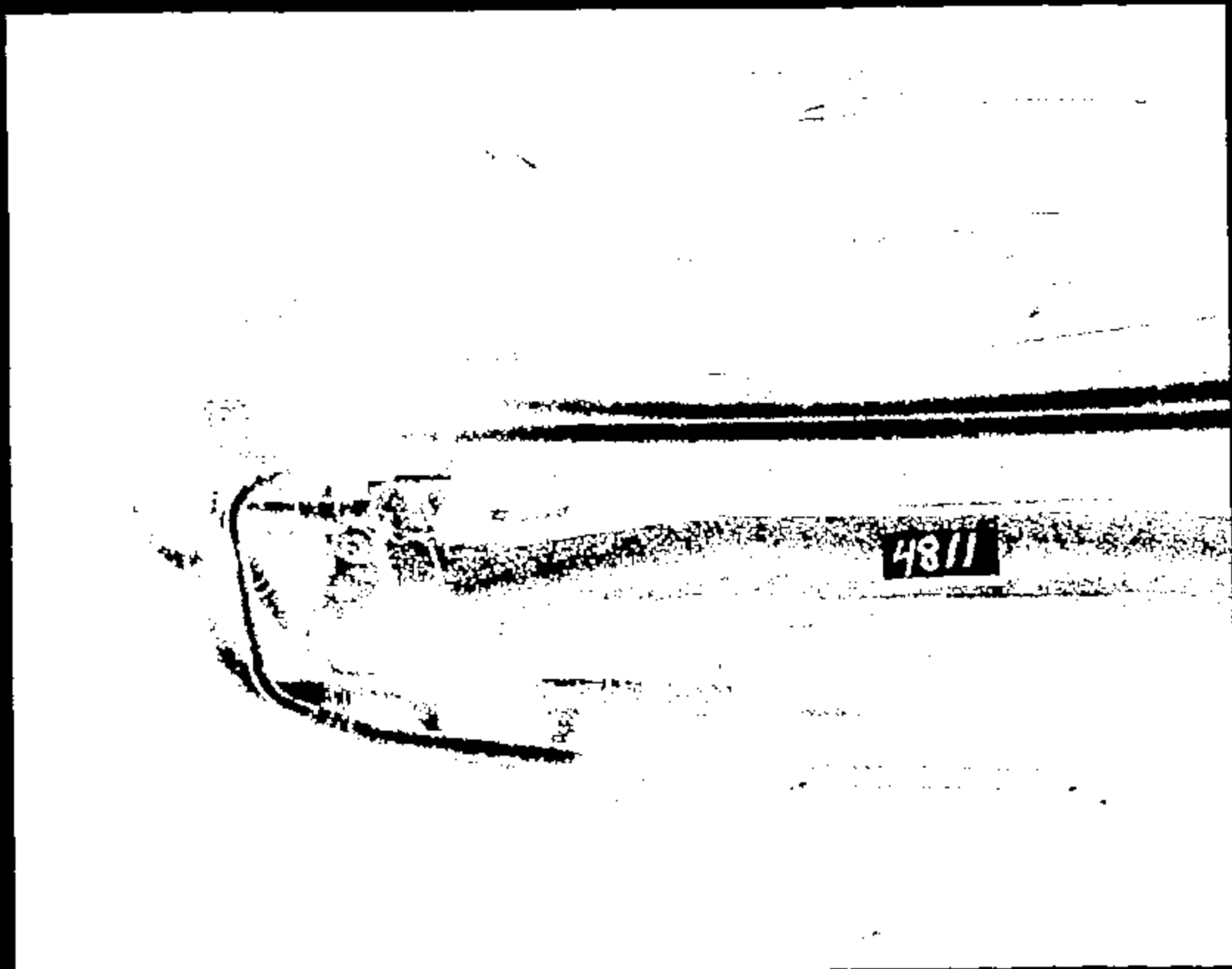
CRTS 0010822



Name:

10822035.JPG


CRTS 0010822



CRTS 0010822

Name :

10422036.JPG



Name:

10822037.JPG


CRTS 0010822



Name :

10822030 .JPG

CRTS 0010822



Name :

10822039.JPG

CRTS 0010822



Name :

10022040.JPG

CRTS 0010822

TEST AUTHORIZATION

TEST ORDER NUMBER TA4811

TO: J. Kileonik	CC: D. FOURNAME M. HANLTON R. BINGHAM S. KUELLER S. J. SCHLICHTER J. MATHIAS T. SPENCER D. KIRBY S. L. GILLES E. S. VITALE	REQUEST DATE 08-13-97	REQUESTED COMPLETION DATE 08-27-97
		REQUEST NUMBER TA4811	PROBLEM NUMBER N/A
		REQUESTING SECTION AVR15A	

TITLE OF TEST Sable 10 mph 90 degree Frontal Barrier Impact		PARTS DUE DATE 08-20-97	
TYPE OF TEST <input checked="" type="checkbox"/> VEHICLE <input type="checkbox"/> BENCH <input type="checkbox"/> LABORATORY <input type="checkbox"/> OTHER	VEHICLE NUMBER OR OTHER IDENTIFICATION 318T592 ✓	VEHICLE MODEL & YEAR SABLE 9K	PRODUCT OR ENCL. LETTER N/A
ENGINE NO. DISPL. CMB. 3.0L 4V	TRANSMISSION A308	AXLE RATIO N/A	DISPOSITION OF PARTS Boneyard
TYPE OF FUEL N/A	CONVERTER N/A	IGNITION TIMING N/A	
CHANGE OIL AND CAPACITY N/A	TIRE SIZE AND PLY RATING N/A	REPORT CATEGORIES <input checked="" type="checkbox"/> BUSINESSING <input checked="" type="checkbox"/> DATA <input checked="" type="checkbox"/> RAW DATA	PROCUREMENT REQUEST? <input type="checkbox"/> YES <input checked="" type="checkbox"/> NO CODE
VEHICLE TEST WEIGHT FRONT 2800 REAR 1345 TOTAL 3854	TIRE PRESSURE FRONT 30 REAR 30	REPORT TO: ROOM ND1232	BLDG 2

1. OBJECT OF TEST: Advanced Restraint Sensor Development
2. TEST PROCEDURE: CES-00
3. NUMBER OF SAMPLES: 1
4. RUNS PER SAMPLE: 0
5. ITEMS TO BE TESTED:

DESCRIPTION	PART NOS	QUANTITY
Sable Sensor Prototype	2WELMS0000609023 ✓	(01)

RECORD COPY
 Description No. 2-2-12
 expires until 2017

REQUESTING DEPT NO T351	WORK ORDER/WORK TASK XRT30	ISSUED/REQUESTED BY BWH/BC	PHONE 84185	APPROVALS BOLAND	TEST TYPE	RISK	SIGN-OFF DATE
----------------------------	-------------------------------	-------------------------------	----------------	---------------------	-----------	------	---------------

REMARKS: DO NOT WRITE BELOW THIS LINE

WORK STANDARDS NUMBER _____ TITLE
Sable 10 mph 90 degree Frontal Barrier Impact

TEST ORDER #	CATEGORY	REQ SECT	EST COMP DATE	PED	TEST IMM'RS INITI	OPTIONAL		TEST ORDER DATE	KUREN	COST/PROG CODE
						CRASH	08-13-97			
TA4811	4	T487		X						
PRODUCTION SECT.	HOURS	MATERIAL COST	COMP. COST	PARTS DUE DATE	EST START DATE	EST COMP DATE	STATUS	COMPLETE		
DESIGN	0	\$	\$							
ENGINEERING	0	\$	\$							
TECHNICAL	0	\$	\$							
TOTAL	0	\$	\$							

TEST DEFINITION WORKSHEET

KURT L. ENING

13-AUG-97 15:43

TEST ORDER: TR4811

TEST PROCEDURE: CRS-00

REGISTERS COMMENTS:

TEST OBJECTIVE: Advanced Restraint Sensor Development

CUSTOM TEST SETUP:

Impact front of test vehicle into 90 degree, rigid barrier @ 10 mph.

RATED FUEL CAPACITY: N/A
 RATED LOADING LOAD: 200 lb.

OCCUPANT TYPE: Left Front: Water Bottle
 Rgt. Front: Water Bottle

RESTRAINT SYSTEM:	BELT	PIRO BELT	FRONTAL BAG	SIDE BAG
Left Front:	X			
Rgt. Front:	X			

DUMMY POSITIONING: None DRIVER FOOT REST: N/A

SENSOR SYSTEM: Monitor sensor module outputs. See Sensor Map.

SEAT POSITION:	Long.	Vert.	Seat Back Angle
Left Front:	Mid	Full Down	Full Upright
Rgt. Front:	Mid	Full Down	Full Upright

SEAT PACKAGE CHECK REQUIRED ? NO

DIMENSIONAL ANALYSIS: None.

FILM ANALYSIS: None.

TEST DEFINITION WORKSHEET

KURT L. EWING

13-APR-97 15:43

TEST ORDER: TA4811

TEST PROCEDURE: CRS-00

STILL PHOTO: Std. Pre & Post Test Photographs.
Close ups of instrumentation on vehicle front and interior.

HIGH SPEED PHOTO:

1.	Offboard	Overall	Left
2.	Offboard	Overall	Right
3.	Offboard	Overall	Overhead

Total Offboard Cameras = 3
Total Cameras = 3

Number Of Copies: 1

WEIGH UP INSTRUCTIONS:

Curb Weight: Front=2131 Rear=1163 Total Curb=3294
Test Weight: See Test Authorization Page 1.

Do NOT Place Weight: Front Floor
MAY Remove To Lighten Vehicle: Deck Ldd, Rear Lamps, Carpet
Rear Seat, Interior Trim

Max. Added Weight to Engine: 75 lb. Allowed.

Front Test Weight Tolerance: +10 -0
Rear Test Weight Tolerance: +15 -0

RIDE HEIGHTS:

Weigh vehicle to test weights specified on TA cover sheet.
Level rocker with respect to ground. Consult requestor as needed.

SPECIAL BUILD INSTRUCTIONS:

Disable Air Bags
Fabricate Sensor Bracket Hardware as per requestor's instructions.
Remove All Door Trim Panels and Side Glass

TEST DEFINITION WORKSHEET

KURT L. EWING

13-AUG-97 15:43

TEST ORDER: TA4811

TEST PROCEDURE: CRS-00

CONTACTS:	NAME	PHONE	PAGER
Requestor:	K. Ewing	24-86185	KEWI (313-660-6991)
	E. Kennitz	24-81602	EKEN
	D. Bauch	32-23884	DBAU
Sld. Coord:	M. Dendal	24-85498	MDEN (313-705-8101)
Supervisor:	M. Jurosek	32-39958	MJUR (313-705-9990)
GTO:	S. Pingston	39-03809	SPIN (313-780-3922)

{v{tAAf

TEST ENGINEERS COMMENTS:

LAR COMMENTS:

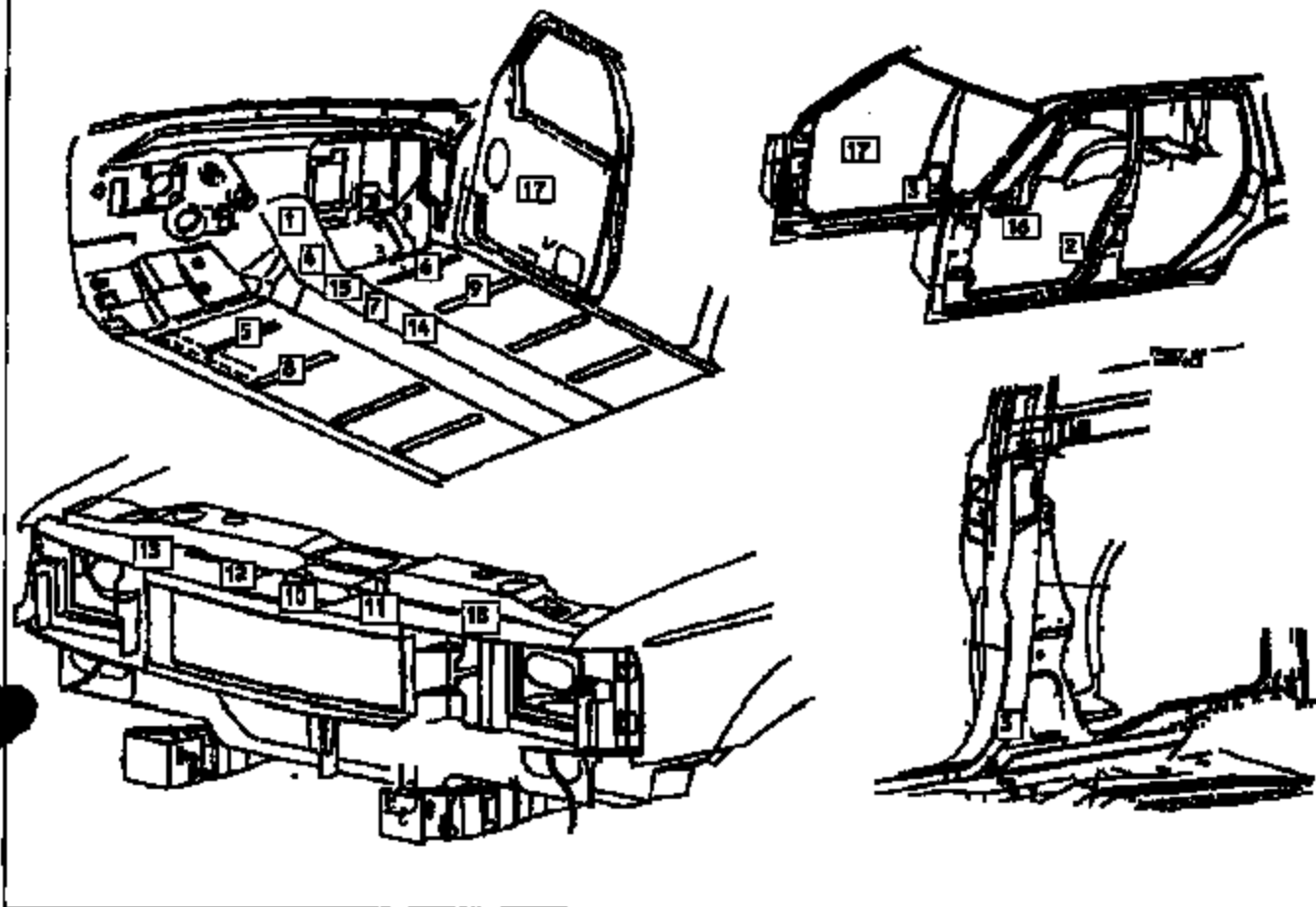
FINAL COMMENTS:

REQUESTERS FINAL COMMENTS:

Program: Crash Severity
 Vehicle ID: 818T592
 Build level: WH
 Test Mode: 10mph Barrier

SENSOR MAP

Engineer: Erich Kernitz
 Phone #: 24-81802
 Date: 8/14/87
 Time: 12:25 PM



SENSOR CHANGES ONLY

Location Name	Supplier	Output	Nominal (+/-)	Max/Min	Serial #	
1 FRT_FLOOR_PAN_R_C/L (LHD RCH Location)	_ACD NORCH	Pass Bag Squib #2	0	5-7	8007	
		Pass Bag Squib #1	0	5-7	8007	
		Dr Bag Squib #R	0	5-7	8007	
		Dr Bag Squib #L	0	5-7	8007	
		Ground				
		Status	0			
1 FRT_FLOOR_PAN_R_C/L	_RCH	TRIAK	On ACD RCH			
2 L/S-PLR_LOWER_INNER	_IN	TRIAK				
3 R/S-PLR_INNER_LOWER	_IN	TRIAK				
4 FRT_FLOOR_PAN_R_C/L (RHD RCH Location)	Delco RCH	Power	12			
		WB1	0	0-2A	8L001	
		WB1	0	0-2A	8L001	
		WB2	0	0-2A	8L001	
		WB2	0	0-2A	8L001	

Erich Kernitz x81802
 AVT Restraints

Location Name		Supplier	Output	Sensor Channels only		Serial #
				Nominal (+/-)	Max/min	
4	FRT_FLOOR_PAN_R_C/L	_ECS	accel	TRIAK	On Below BCM	
	FLR_XMR_R_L/F_BEAT_C/L	_BN	accel	TRIAK	Rear face of left front seat cross member	
6	FLR_XMR_R_R/F_BEAT_C/L	_BN	accel	TRIAK	Rear face of right front seat cross member	
7	C/L_TNL_BETWEEN_F/SEATS	_BN	accel	TRIAK	Next to Bred BCM	
7	C/L_TNL_BETWEEN_F/SEATS	Bred	BCM	volts		
			Power	12		
			Trigger			
			Thresh 1	5	0-5	80001
			Thresh 2	5	0-5	80001
8	RD_FLR_XMR_R_L/F_BEAT_C/L	_BN	accel	TRIAK	Front of left front seat rear cross member	
9	RD_FLR_XMR_R_R/F_BEAT_C/L	_BN	accel	TRIAK	Front of right front seat rear cross member	
10	C/RAD UP FRT	_ACD	ACD DBS		Crash Severity Sensor C/L, forward of hood latch bracket on mounting plate	
10	C/RAD UP FRT	_BN	accel	TRIAK	C/L, forward of hood latch bracket, next to CBA sensor on mounting plate	
11	L/C/RAD UP FRT	_BN	accel	TRIAK	Left side of C/L CBA sensor, Location# 10. Underside of BCR	
12	R/C/RAD UP FRT	_BN	accel	TRIAK	Right side of C/L CBA sensor, Location# 10. Underside of BCR	
13	R/RAD UP FRT	_DEL	Delco DBS		Crash Severity Sensor Delco On topside of BCR	
13	R/RAD UP FRT	_BN	accel	TRIAK	Near CBA Sensor	
14	C/L_TNL_B	Boech	BCM	volts		
			MA	0	4	
			FAD	0.00	3.5-5	
			FAP	0.00	3.5-5	
			PTD	0.00	3.5-5	
			PYP	0.00	3.5-5	
14	C/L_TNL_B	_BN	accel	TRIAK	Near Boech BCM	
15	C/L_TNL_FND_OF_F/SEATS	_BN	accel	TRIAK	Near Takata BCM on sheet metal	
15	C/L_TNL_FND_OF_F/SEATS	Takata	BCM	volts		
			Power	12	9-13	
			Unbelted	1.20	0-5	87003
			Belted	1.20	0-5	87003
16	L/F_DOOR_R_BELTLINE_MID	_BN	accel	TRIAK		
17	R/F_DOOR_R_BELTLINE_MID	_BN	accel	TRIAK		
18	L/RAD UP FRT	_DEL	Delco DBS		Crash Severity Sensor Delco On topside of BCR	
18	L/RAD UP FRT	_BN	accel	TRIAK	Near CBA Sensor	

DUMMY POSITIONING MEASUREMENTS

NB
SPMS 9-8-97

Test Order No. TA4811
 Crash No. 10222
 Target/Bullet TARGET
 Dummy Type 50H3
 Foot Rest Yes/No

MEASUREMENT DESCRIPTIONS WRT FRONT ROCKER TARGET		DRIVER		PASSENGER	
		RANGE	Actual	RANGE	Actual
Head (inches)	Long				
	Vert				
	Lat				
Shoulder (inches)	Long				
	Vert				
	Lat				
H-Point (inches)	Long				
	Vert				
	Lat				
Outboard Knee Bolt (inches)	Long				
	Vert				
	Lat				

MEASUREMENT DESCRIPTIONS		DRIVER		PASSENGER	
		RANGE	Actual	RANGE	Actual
Leg to Instrument Panel - Left	(inches)				
Leg to Instrument Panel - Right	(inches)				
Rocker Target to Ground - Front	(inches)				
Rocker Target to Ground - Rear	(inches)				
Nose to Steering Wheel	(inches)				
Nose to Instrument Panel	(inches)				
Torso to Instrument Panel	(inches)				
Torso to Steering Wheel	(inches)				
Top of Legs to Steering Wheel	(inches)				
Knee Spread	(inches)				
Bumper Target to Ground	(inches)				
Head Angle	(degrees)				
Pelvis Angle	(degrees)				
Neck Bracket Angle	(degrees)				
Rocker Angle	(degrees)				
Seat Back Angle	(degrees)				