



"RECORD COPY"
 Schedule No. 7-7-12
 2019
 Remain ~~UNCONFIDENTIAL~~

FINAL TEST REPORT

**Global Test Operations
 Advanced Vehicle Technology**

TO: D. Perrigo

Test Order No. T-B2514
 Work Task W. O. No. F09
 Test Date 1/28/99
 Date Reported 10/20/99
 Sheet 1 of 128

SUBJECT: Crash Test 11327 (90° Front Fixed Barrier Impact at 35.1 ± 0.4 mph, 56.5 ± 0.6 km/h) - 2000 Taurus (D1R6) 4-Door Sedan - 2000 Certification Program

REQUESTED BY: Vehicle Crash Safety Department, Advanced Vehicle Technology - D. Perrigo

OBJECT:

- To provide occupant protection data relative to the front barrier impact test requirements of the current FMVSS No. 208 (U.S. CFR Doctet No. 98-4358, Canadian Gazette SOB/97-447)
- To provide windshield mounting retention data relative to the front barrier impact test requirements of the current FMVSS No. 212 (U.S. CFR Doctet No. 93-87, Notice 2, Canadian Gazette SOB/97-421)
- To provide windshield protected zone data relative to the front barrier impact test requirements of the current FMVSS No. 219 (U.S. CFR Doctet No. 79-14, Notice 2, Canadian Gazette SOB/97-421)
- To provide fuel system integrity data relative to the barrier crash test requirements of the current FMVSS No. 301 (U.S. CFR Doctet No. 95-44, Notice 01, Canadian Gazette SOB/97-421)

SUMMARY OF TEST RESULTS:

- See Attachment 1 for injury criteria data.
- See Attachment 2 for windshield mounting retention data.
- See Attachment 3 for windshield protected zone intrusion and windshield penetration data.
- See Attachment 4 for fuel spillage data.
- See Attachment 5 for vehicle observations and non-FMVSS data.

The Test Authorization for this crash indicated that the vehicle is representative of a design level suitable for a certification test. To the best of any knowledge, the crash testing was performed on the same vehicle as identified in the Test Authorization; the results reported herein represent the performance of this specific vehicle, and the testing was performed in accordance with the listed procedures. Any procedure deviations significant to the test objectives above are identified in this report.


 R. Oda
 Engineering Data Control Analysis


 Concur: S. Losh
 Section Supervisor
 Operations Engineering Section

VEHICLE DATA:

Make and Model 2000 Taurus (D186) 4-Door Sedan

ID Number 1FALP52U5YS100577, 579-W-754, DC040000

Power Train 3.0L, EFI, Automatic (A34N) Transaxle

Fuel Tank(s) Usable Capacity: 18.0 gal. (68.1L)
 Test Condition: The "run dry" tank was filled with mid-dyed Stoddard solvent to 95% of its rated usable capacity.

Front Seat(s) Type: Bucket
 Cover: Cloth
 Tracks/Position: LP: 6-Way Power/Mechanical Mid and Down
 RP: Manual/Mechanical Mid
 Seat Backs/Position: Adjustable/LP: 27.4° Rear of Vertical,
 RP: 27.5° Rear of Vertical
 Head Restraints/Position: Adjustable/Up
 Lumber Support/Position: LP: Power/Defined

Restraint System LP: 3-Point Continuous Loop Active Belt with
 Pyrotechnic Retractor and Steering Wheel Air Bag
 RP: 3-Point Continuous Loop Active Belt with
 Pyrotechnic Retractor and Instrument Panel Air Bag

Occupants LP: 50th Percentile Male, Hybrid III,
 Instrumented No. 330
 RP: 50th Percentile Male, Hybrid III,
 Instrumented No. 309

Test Weight Front: 2293 lb (1040 kg)
 Rear: 1609 lb (730 kg)
 Total: 3902 lb (1770 kg)
 The test weight includes:
 - the "as received" unloaded vehicle curb weight
 - Minimum production options (stimulated)
 - 2 occupant(s) (described above)

Tires Front: P215/60R16 30 psi (207 kPa)
 Rear: P215/60R16 30 psi (207 kPa)
 Spare: Removed

Bumpers Front: Steel Beams with Foam Insulator
 Rear: Removed

Significant Content or Accessories: Air Conditioning, Power Steering, Power Brakes, Tilt Steering Wheel

GENERAL TEST COMMENTS:**1. Test Procedure**

The test was performed according to the following Corporate test procedure(s):

- Fixed Barrier Collision, T657-ST-14 dated May 3, 1998.
- EFI Fuel Systems Stoddard Solvent Fill, ST-11 RHF. 4.
- Fuel System Static Rollover, T657-ST-34 dated May 29, 1998.
- Occupant Crash Protection, T657-ST-25 dated May 3, 1998.

2. Significant Deviations from T657-ST-14, T657-ST-25 and T657-ST-34

None

3. **Instrumentation:** The instrumentation equipment set up for this test was completed following approved procedures which require engineering sign-off after each major step. The instrumentation equipment and systems used meet the SAE J211 June 80 series of recommended practices (Instrumentation for Impact Tests J211, J211a, or J211b) and were calibrated using secondary standards that are traceable to the National Institute of Standards and Technology (NIST).

4. Remarks

Crash movies, pre- and post-crash still images of the test vehicle and copies of this report are available through the Operations Engineering Section, Safety Laboratories Department, GTO. The crash still images are stored and archived on CD ROMs. The file names of the still images are listed under crash number and a three digit sequence number which are 11327001 through 11327130.

ATTACHMENT 1

Occupant Injury Data (C/FR/CVSS 208)

	<u>L.F. Dummy</u>	<u>R.F. Dummy</u>
Head Injury Criteria (HIC)	590	472
Interval t1	84 ms	72 ms
t2	89 ms	108 ms
Chest resultant acceleration level at 3 ms cumulative duration	45 g	40 g
Chest Deflection (Hybrid III)	1.4 in	" in
Peak axial compression load:		
Left femur	428 lb	933 lb
Right femur	464 lb	326 lb
Peak axial tension load:		
Left femur	418 lb	169 lb
Right femur	352 lb	129 lb
Dummy contained within the vehicle during the crash	Yes	Yes

* The Left Front Dummy Chest Deflection instrumentation and data channel developed an intermittent problem that occurred before the maximum peak deflection value was recorded. This evaluation was obtained in accordance with ST-25 procedure.

The dummy temperature, immediately prior to the test, was within the specified test range of 69°F to 72°F.

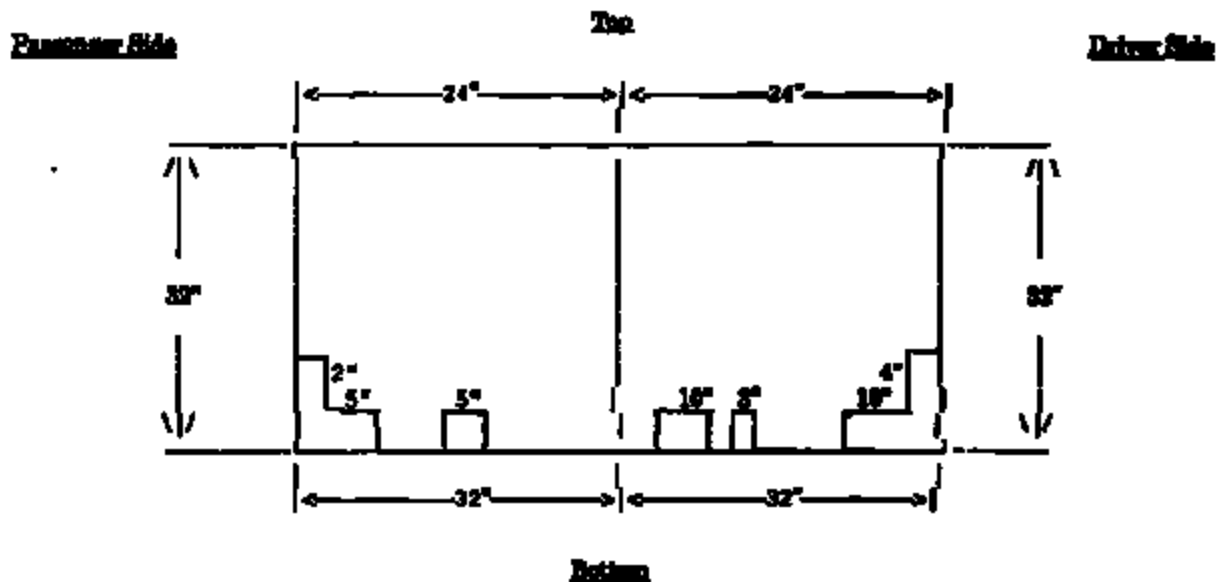
Time histories of the dummy instrumentation are included in this report.

ATTACHMENT 2

Windshield Mounting Retention (C/FMVSS 212)

The driver side windshield mounting retention at ambient room temperature was 89%.

The passenger side windshield mounting retention at ambient room temperature was 88 %.



 Separation

ATTACHMENT 3

Windshield Zone Intrusion (C/P)(VSS 219)

Based on a review of the crash movie and post-crash observations it was judged that neither the windshield intrusion zone nor the windshield below the intrusion zone was penetrated by any part of the vehicle during the crash. No intrusion zone template was used.

ATTACHMENT 4

Fuel System Integrity (CFR/VSS 301)

- There was fuel system spillage from the flex fuel sensor and pressure relief valve during impact estimated to be 0.146 ounces.
- There was no fuel system spillage during the post-crash static rollover test.

ATTACHMENT 5

1.0 Vehicle Crush, Film Analysis and/or Instrumentation Data

	Maximum Dynamic Longitudinal Crush	
	in.	(mm)
Left Side	28.9	(734)
Right Side	29.0	(737)

Time histories of the dummy dynamic displacements obtained from Film Analysis are included in this report.

Time histories of the air bag(s) are included in this report.

Time histories of the vehicle accelerations and other instrumentation are included in this report.

Time histories of vehicle dynamic displacements obtained from Film Analysis are included in this report.

Static displacements of various body points obtained by Dimensional Analysis are included in this report.

Time histories of any requested derived data (i.e. integrations, etc.) were given to the requesting activity and are not included in this report.

CR #: 11827 TO: TB2514 DATE: 880128 11:09:22
2000 D-188

(1) CR11327 L/F DUMMY HEAD C.G. LONG 1000C

MAX = 13.39 at 20.0 MS MIN = -134.9 at 86.56 MS

AXIS 1



CASINS Version 1.17.00 - 8-Feb-1988
CREATED: 28-JUN-88 11:52:57

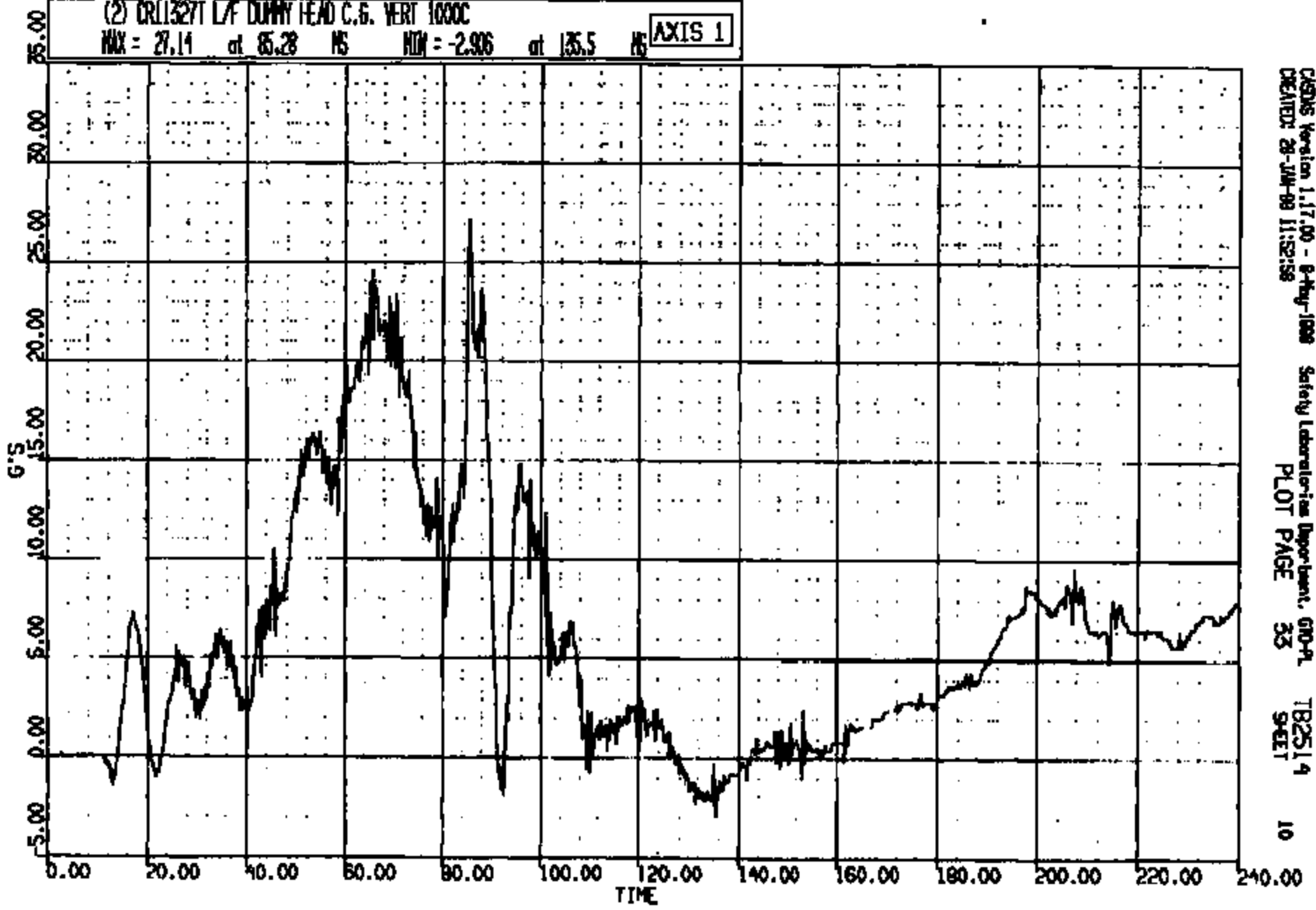
Safety Laboratories Department, 610-PL
PLOT PAGE 32

TB2514
SHEET 9

CR11327

CR R: 11227 TO: TB2514 DATE: 990128 11:09:22
2000 D-188

(2) CR11327T L/F DUMMY HEAD C.G. VERT 1000C
MAX = 27.14 at 85.28 MS MIN = -2.906 at 135.5 MS **AXIS 1**

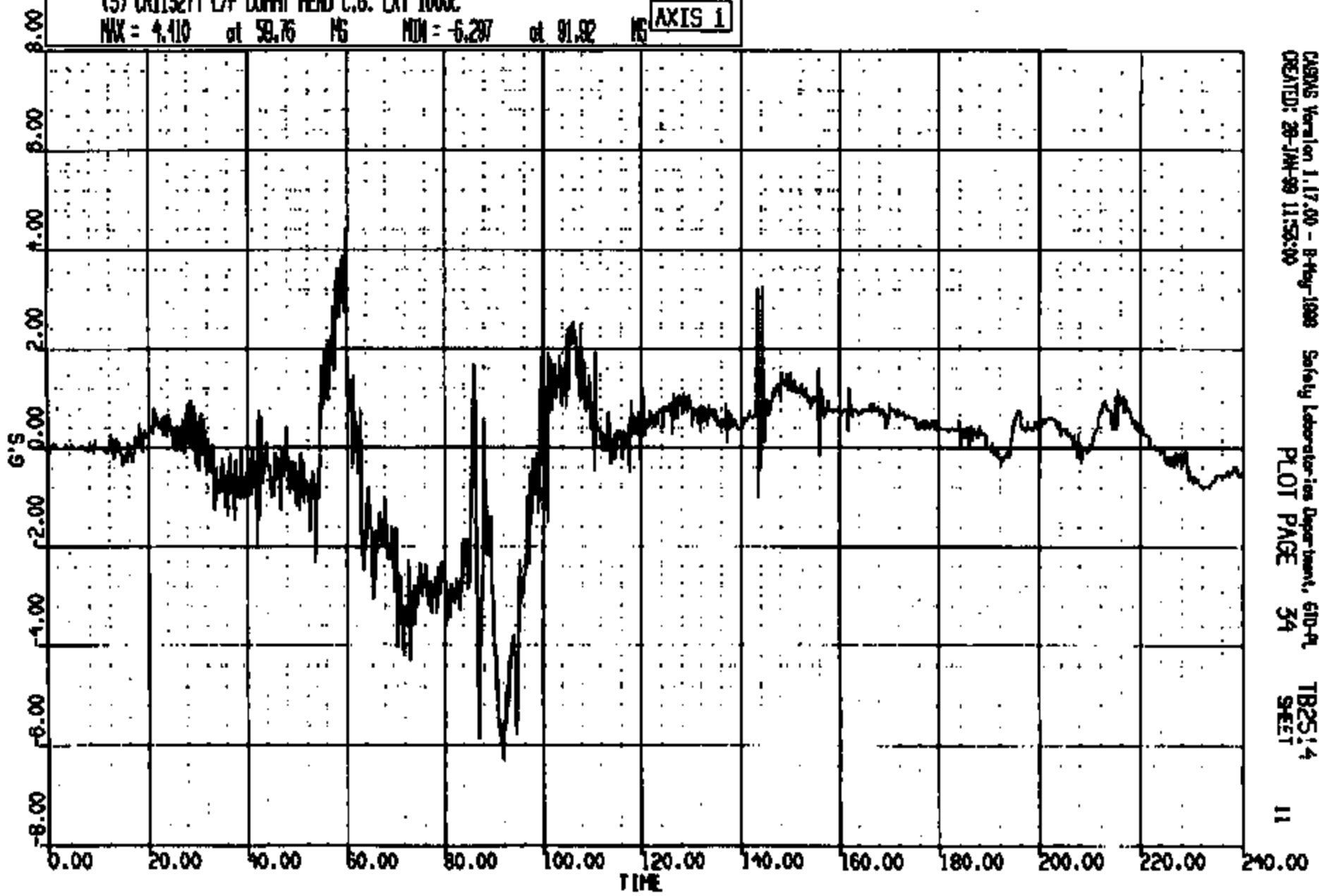


CADDS Version 1.17.00 - 8-May-1999 Safety Laboratories Department, 600-A
CREATED: 28-JAN-99 11:52:58 PLOT PAGE 33 SHEET 10

CRTS 0011327

CR R: 11527 TO: TB2514 DATE: 990129 11:09:22
2000 0-188

(3) CR113271 L/F DUMMY HEAD C.G. LAT 1000C
MAX = 4.110 at 59.75 MS MIN = -6.287 at 81.92 MS **AXIS 1**

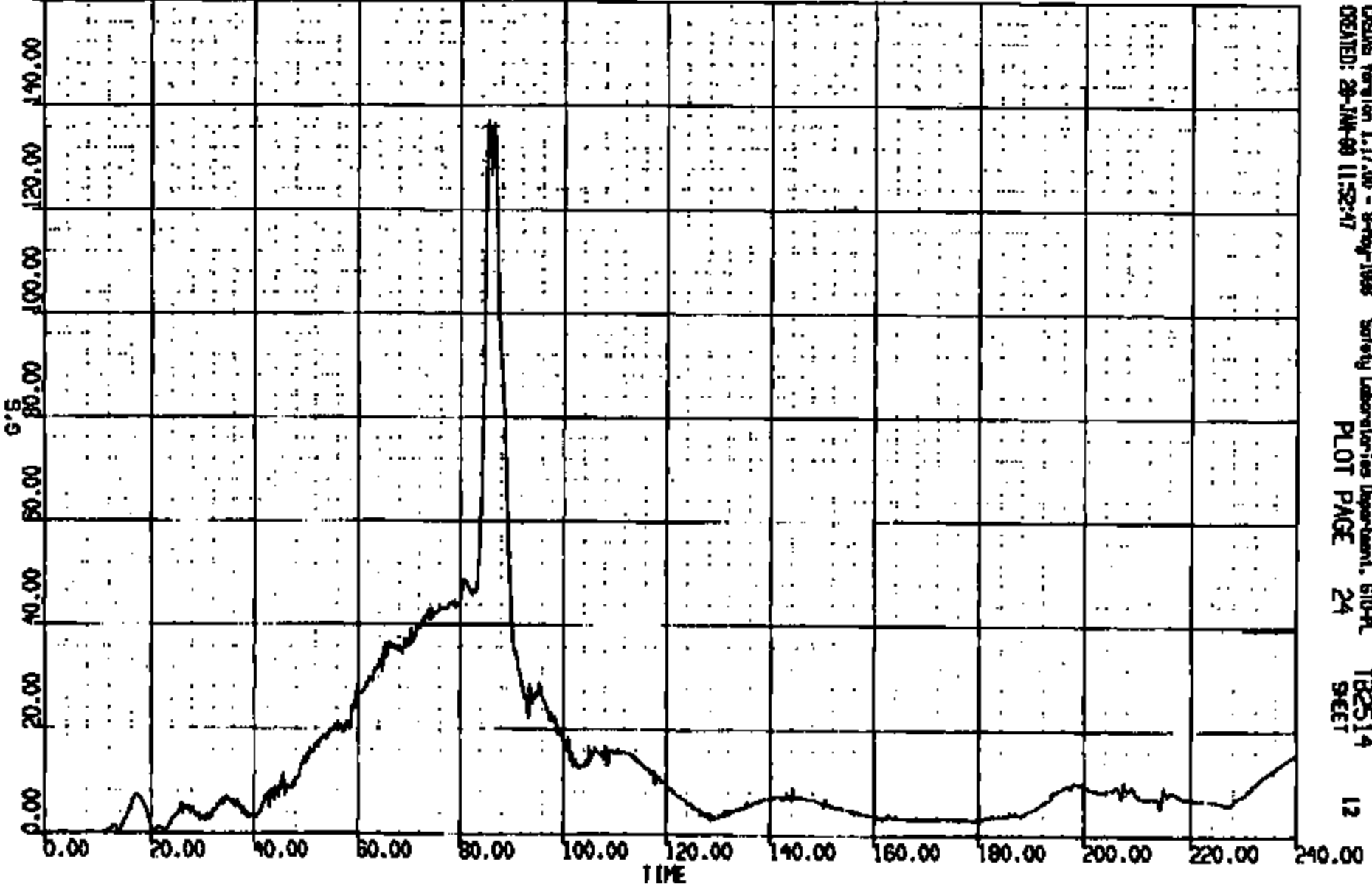


CASIMS Version 1.17.00 - 8-Aug-1998 Safety Laboratories Department, 610-PL
CREATED: 29-JAN-99 11:56:00 PLOT PAGE 34 TB2514
11

CR11327

UNIT NO: 11327 TO: TB2514 DATE: 890128 11:09:22
 D: 168
 IIR: 500. DUR: 240.0 T1/T2: 84.0 // 88.0
 IIR: 500. DUR: 88.0 T1/T2: 84.0 // 88.0
 IIR: 500. DUR: 18.0 T1/T2: 84.0 // 88.0

(10001) CRT1327 L/F DUMMY HEAD C.G. RES 1000
 MAX = 137.1 at 85.41 MS MIN = 0.1430E-02 at 4.000 MS **AXIS 1**

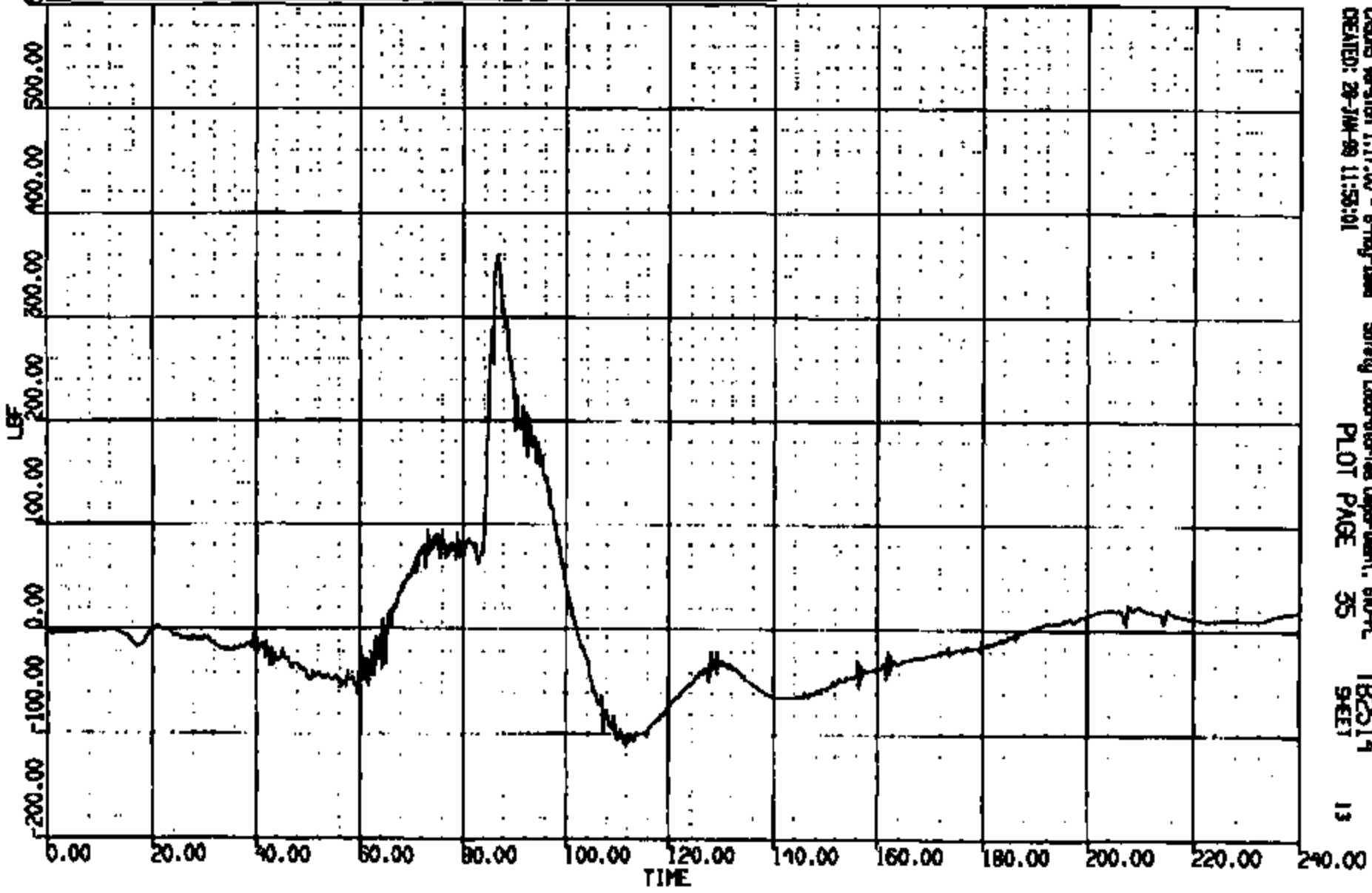


CASHS Version 1.17.00 - 8-Aug-1988 Safety Laboratories Department, SDR-9
 CREATED: 28-JUN-89 11:52:47 PLOT PAGE 24 SHEET 12
 TB2514

CRTS 0011327

OR R: 11527 TO: T82514 DATE: 890128 11:08:22
2000 D-188

(4) CR11327T L/F DUMMY NECK UPPER LOAD FX 1000C
MAX = 358.7 at 86.80 MS MIN = -111.6 at 111.9 MS **AXIS 1**

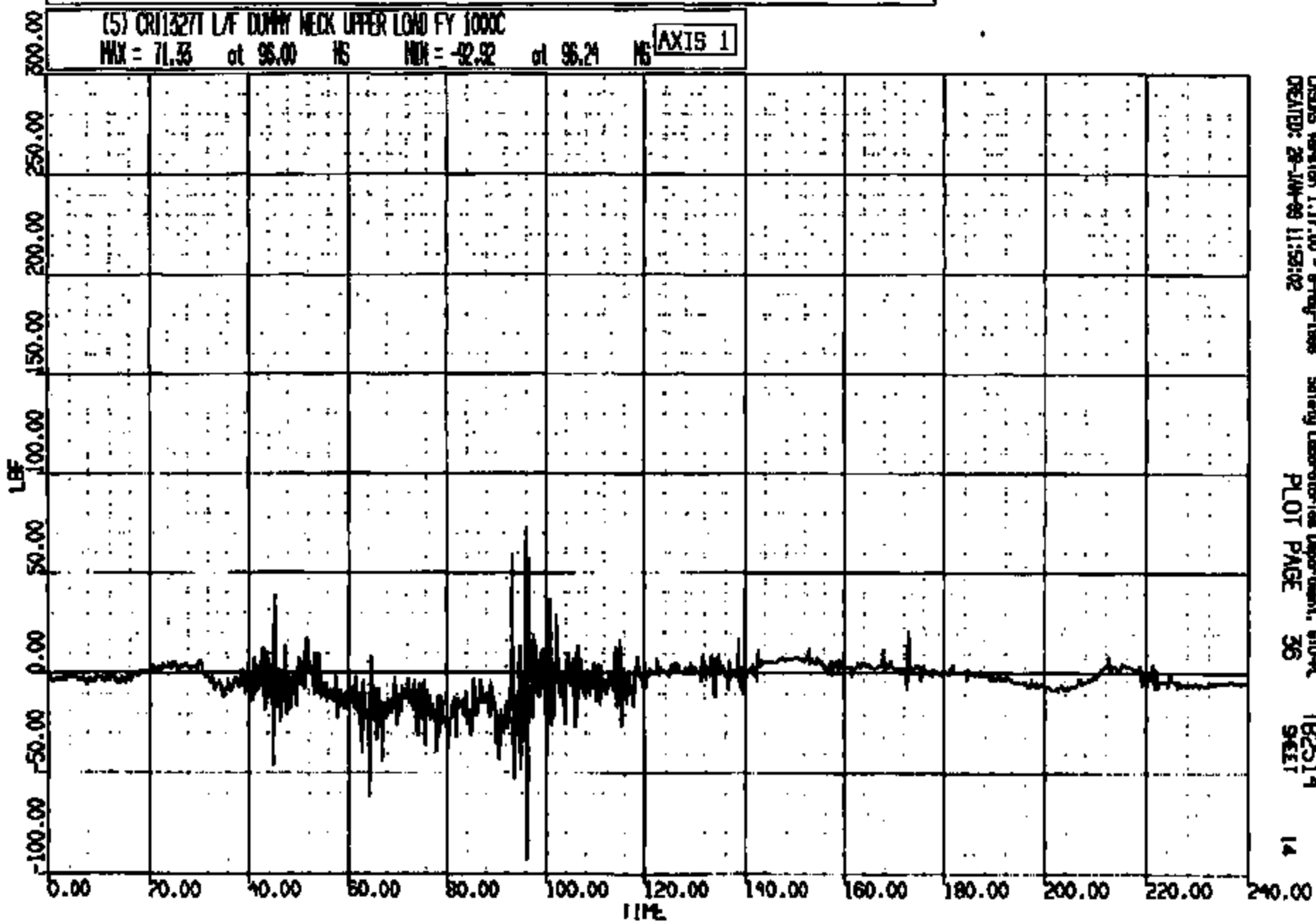


CRS015 Version 1.17.00 - 8-May-1988 Safety Laboratories Department, 510-PL T82514
CREATED: 28-JUN-89 11:55:01 PLOT PAGE 35 SHEET 13

CR11327

CR R: 11327 TO: TR2514 DATE: 990128 11:09:22
2000 D-188

(5) CR11327 L/F DUMMY NECK UPPER LOAD FY 1000
MAX = 71.33 at 95.00 NS MIN = -42.32 at 95.24 NS **AXIS 1**



CRSIS Version 1.17.00 - 8-May-1999 Safety Laboratories Department, SIO-RL TR2514
CREATED: 28-JUN-99 11:59:02 PLOT PAGE 36 SHEET 14

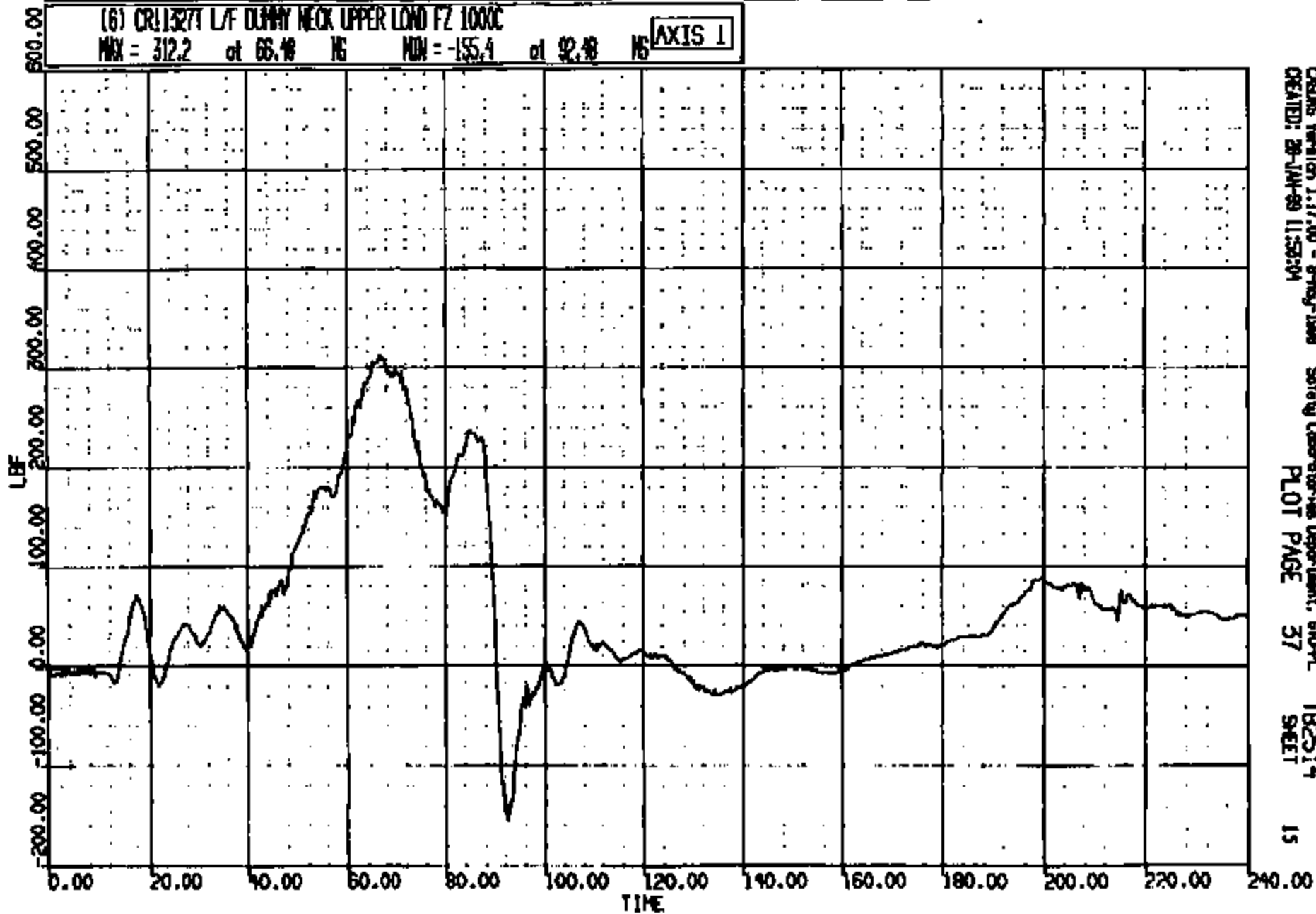
CRIS 0011327

CR R: 11327 TO: TB2514 DATE: 890128 11:09:22
8000 D-188

(6) CR113271 L/F DUMMY NECK UPPER LOAD FZ 1000C

MAX = 312.2 at 66.48 NS MIN = -155.4 at 92.48 NS

AXIS 1



CRSIS Version 1.17.00 - 8-May-1988
CREATED: 28-JAN-89 11:53:04

Safety Laboratories Department, STD-PL
PLOT PAGE 37

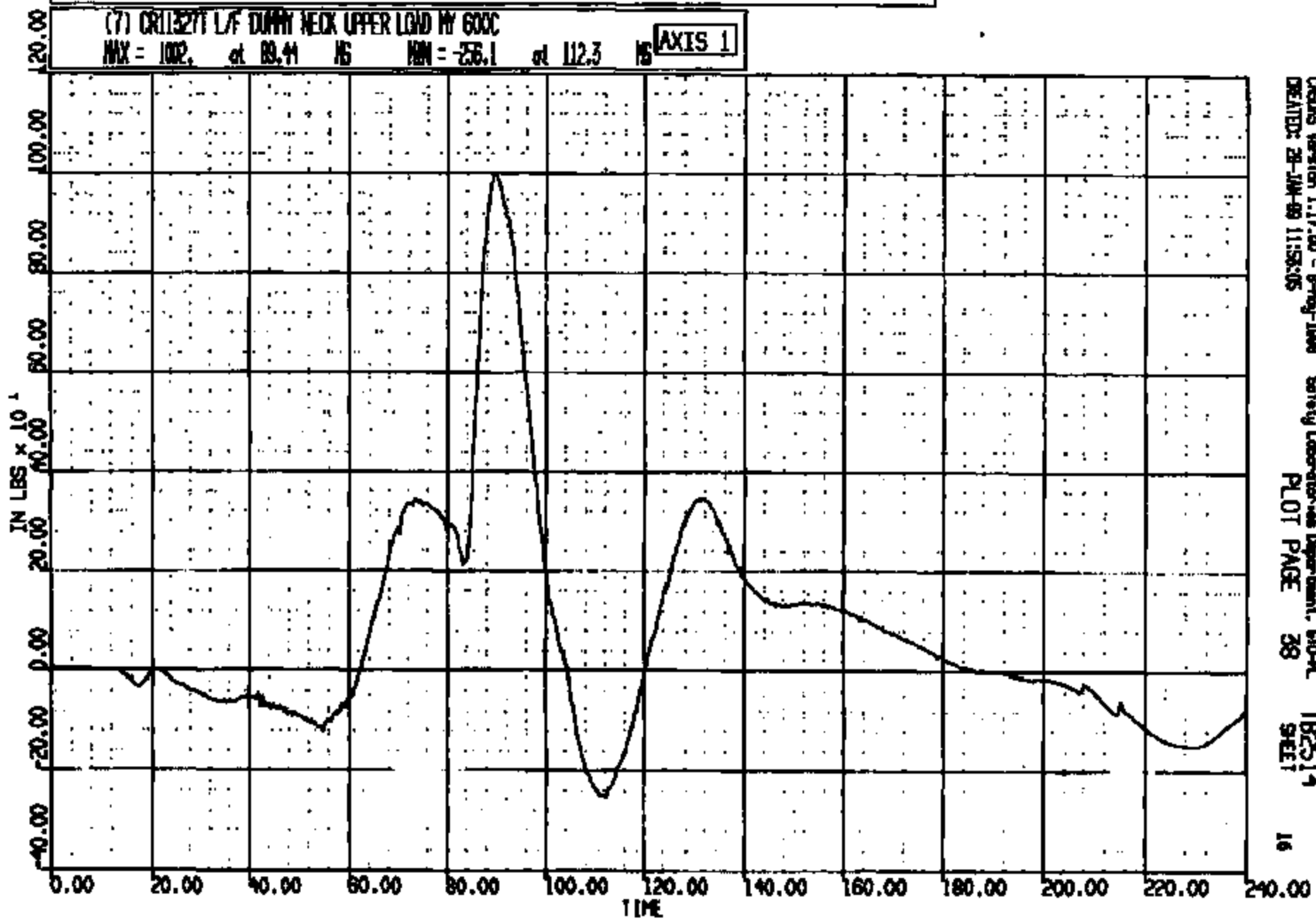
TB2514
SHEET

15

CRIS 0011327

CR R: 11327 TO: TB2514 DATE: 990129 11:09:22
2000 0-185

(7) CR11327T L/F DUMMY NECK UPPER LOAD BY 600C
MAX = 1002. at 89.41 MS MIN = -236.1 at 112.3 MS **AXIS 1**



CRSIS Version 1.17.00 - 8-May-1999 Safety Laboratories Department, SRO-RL TB2514
CREATED: 28-JUN-99 11:58:05 PLOT PAGE 38 SHEET 16

CRIS 0011327

CR R: 11527 TO: TB2514 DATE: 990128 11:09:22
2000 D-188

(8) CR113271 LA DUMMY CHEST LONG 180C
MAX = 4.718 at 187.9 MS MIN = -11.02 at 82.80 MS **AXIS 1**

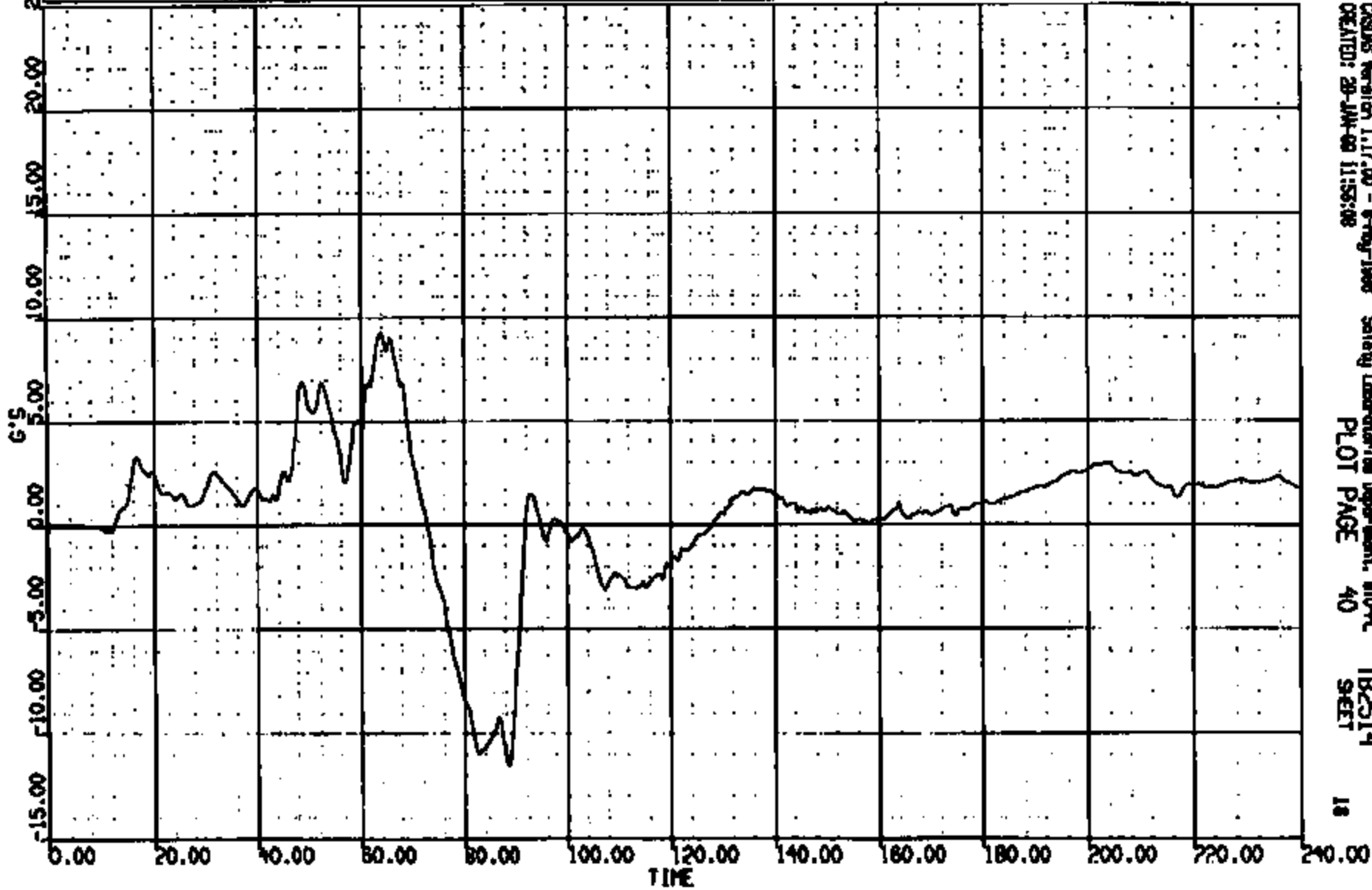


CRS Version 1.17.00 - 8-Feb-1999 Safety Laboratories Department, 610-A
CREATED: 28-JAN-99 11:58:07 PLOT PAGE 39 TB2514
96ET

CR11327

CR R: 11327 TO: TR2514 DATE: 990128 11:09:22
2000 D-188

(9) CR11327/L7 DUFFY CHEST VERT 180C
MAX = 9.251 at 63.92 MS MIN = -11.35 at 88.48 MS **AXIS 1**

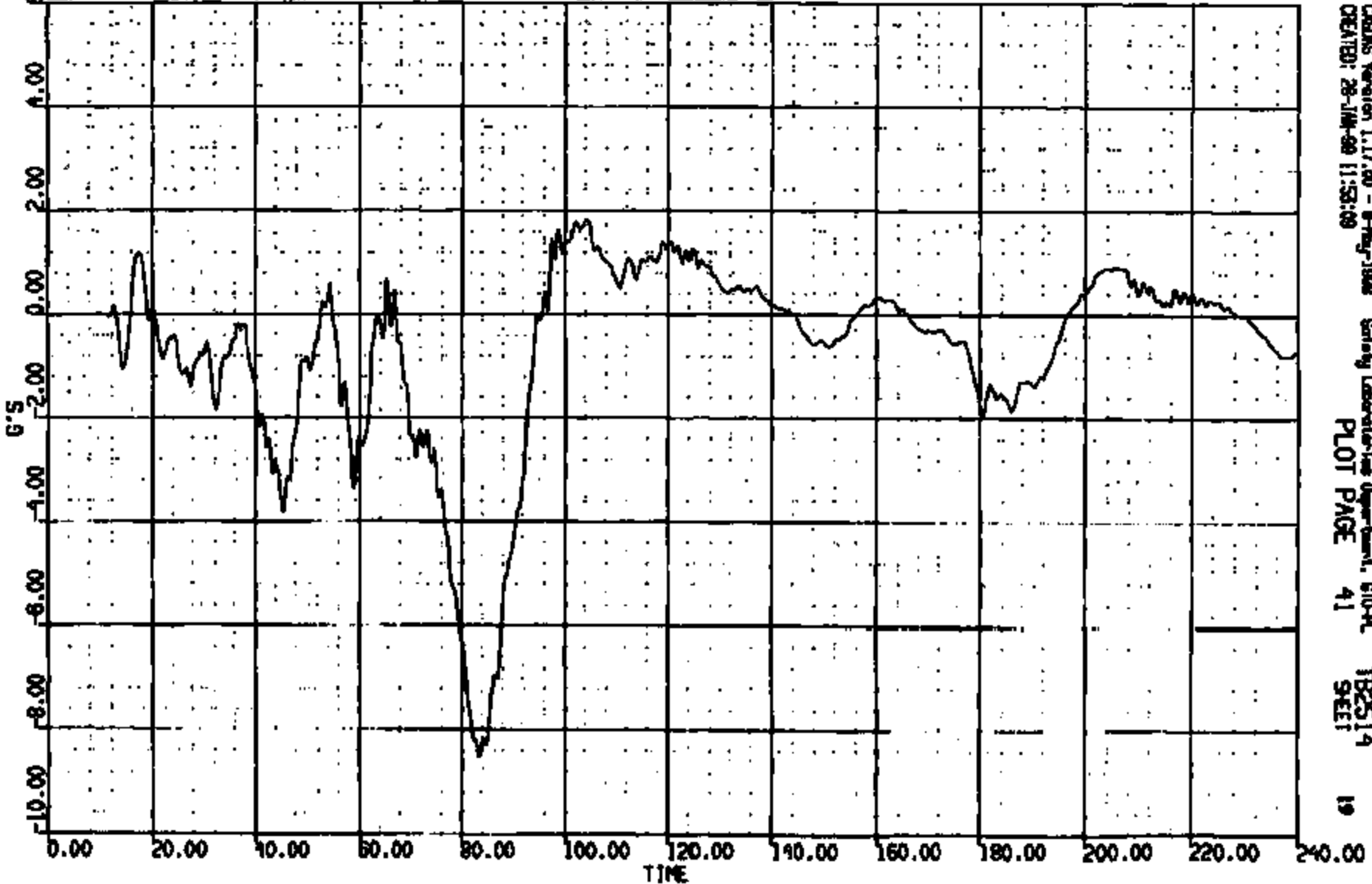


CASIMS Version 1.17.00 - 8-May-1998 Safety Laboratory Department, B10-PL
CREATED: 28-JUN-99 11:55:08 PLOT PAGE 40 TR2514
SHEET 18

CR11327

CR R: 11327 TO: TB2514 DATE: 890128 11:08:22
2000 D-188

(10) CR11327 L/F DUMMY CHEST LAT 180C
MAX = 1.895 at 104.4 HS MIN = -8.522 at 83.44 HS **AXIS 1**



CRSIS Version 1.17.00 - 8-May-1988 Safety Laboratories Department, 610-A
CREATED: 28-JAN-99 11:53:09 PLOT PAGE 41 TB2514
SHEET 19

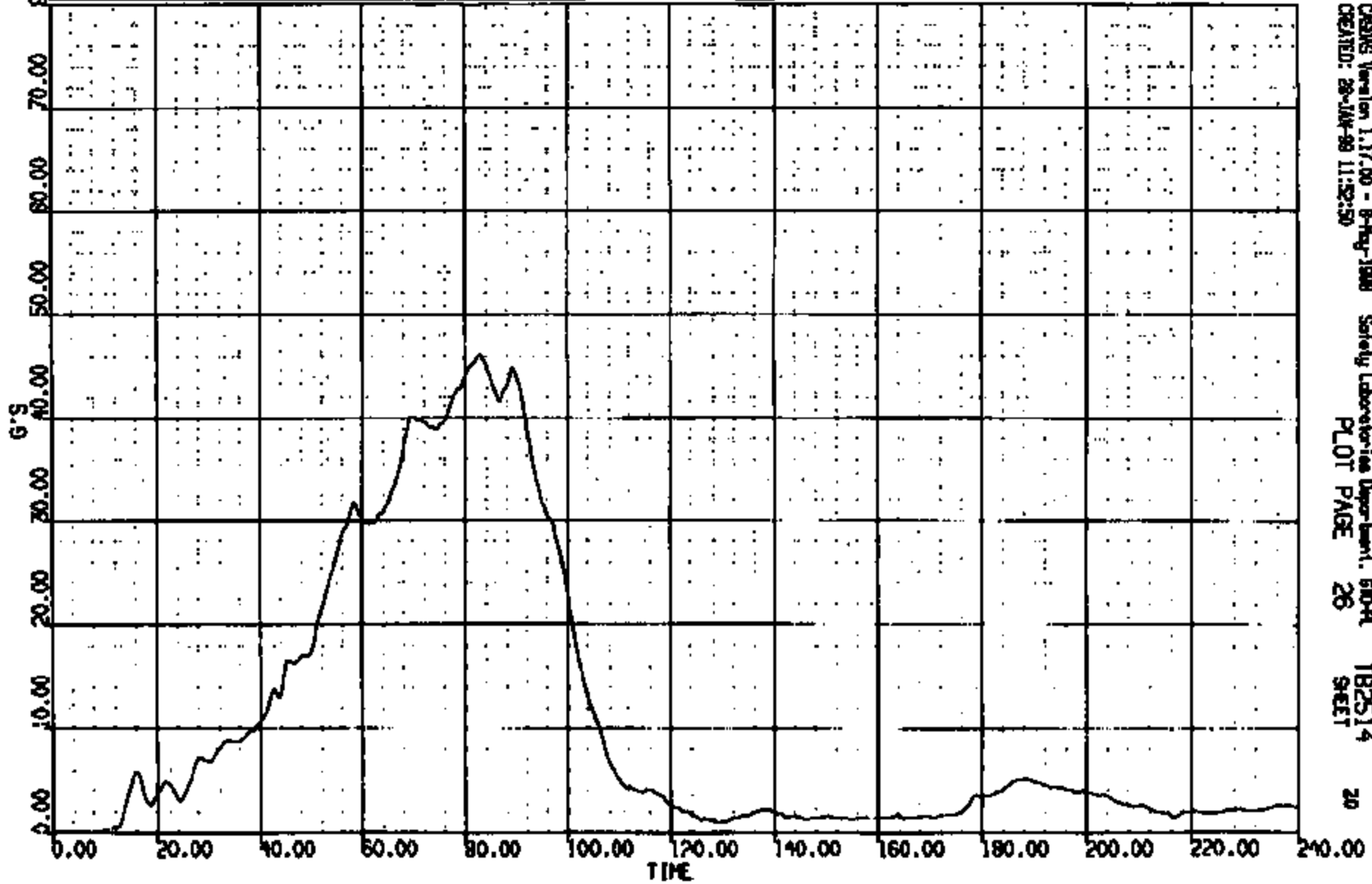
CRIS 0011327

CR R: 11327 TO: TB2514 DATE: 890128 11:08:22
2000 D-108
CUMDUR = 44.942 Duration time = 2.0000

(10009) CRT1327 L/F DUMMY CHEST RES 180C

MAX = 46.12 at 82.80 NS MIN = 0.302E-01 at 7.280 NS

AXIS 1

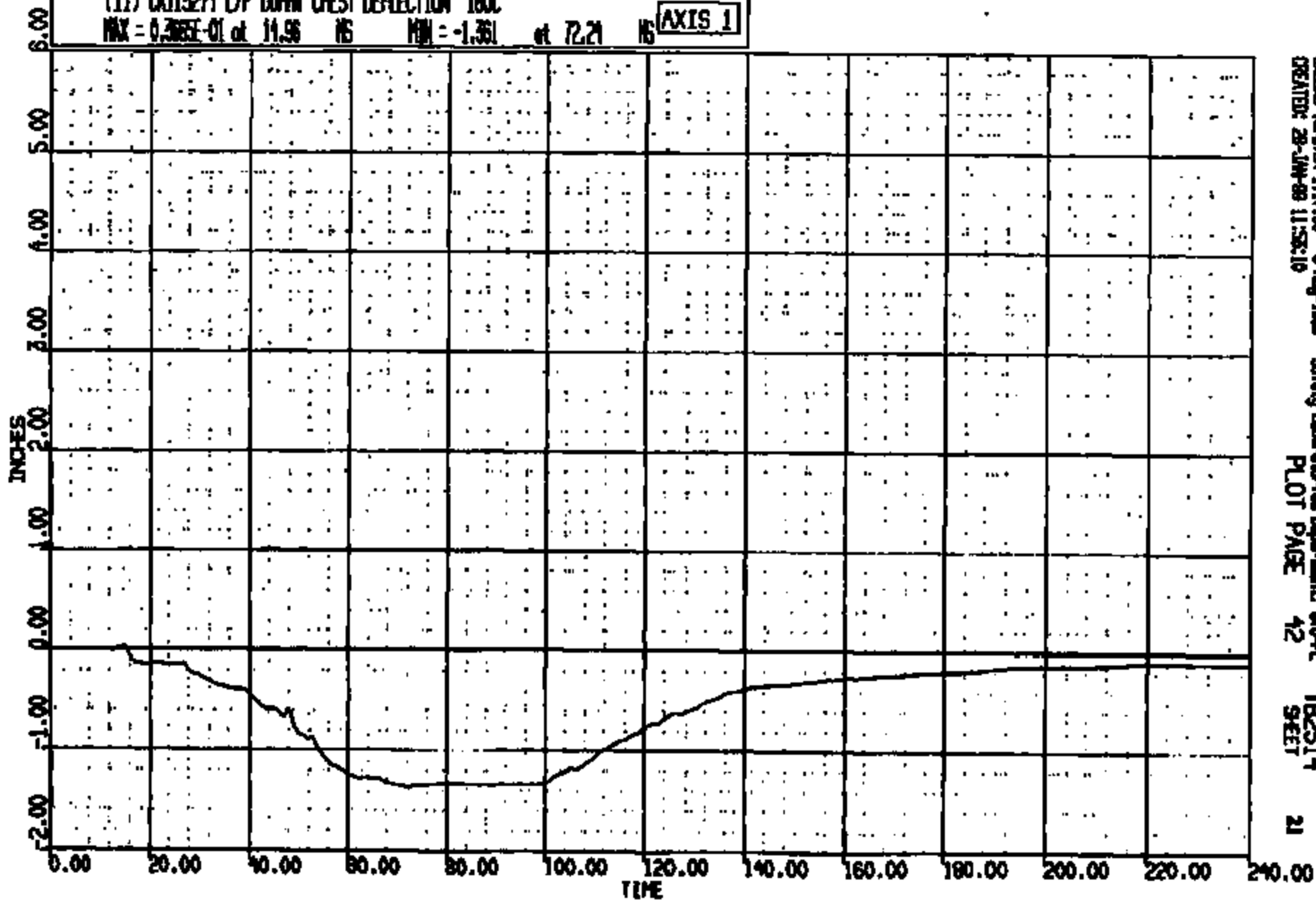


CRTS 0011327

CASINS Version 1.17.00 - 8-May-1988 Safety Laboratories Department, SRO-R TB2514
CREATED: 28-JAN-88 11:52:50 PLOT PAGE 26 SHEET 20

CR R: 11527 TO: TB2514 DATE: 990128 11:08:22
2000 D-188

(11) CR115271 L/F DUMMY CHEST DEFLECTION 180C
MAX = 0.3085E-01 at 11.96 NS MIN = -1.351 at 72.21 NS **AXIS 1**

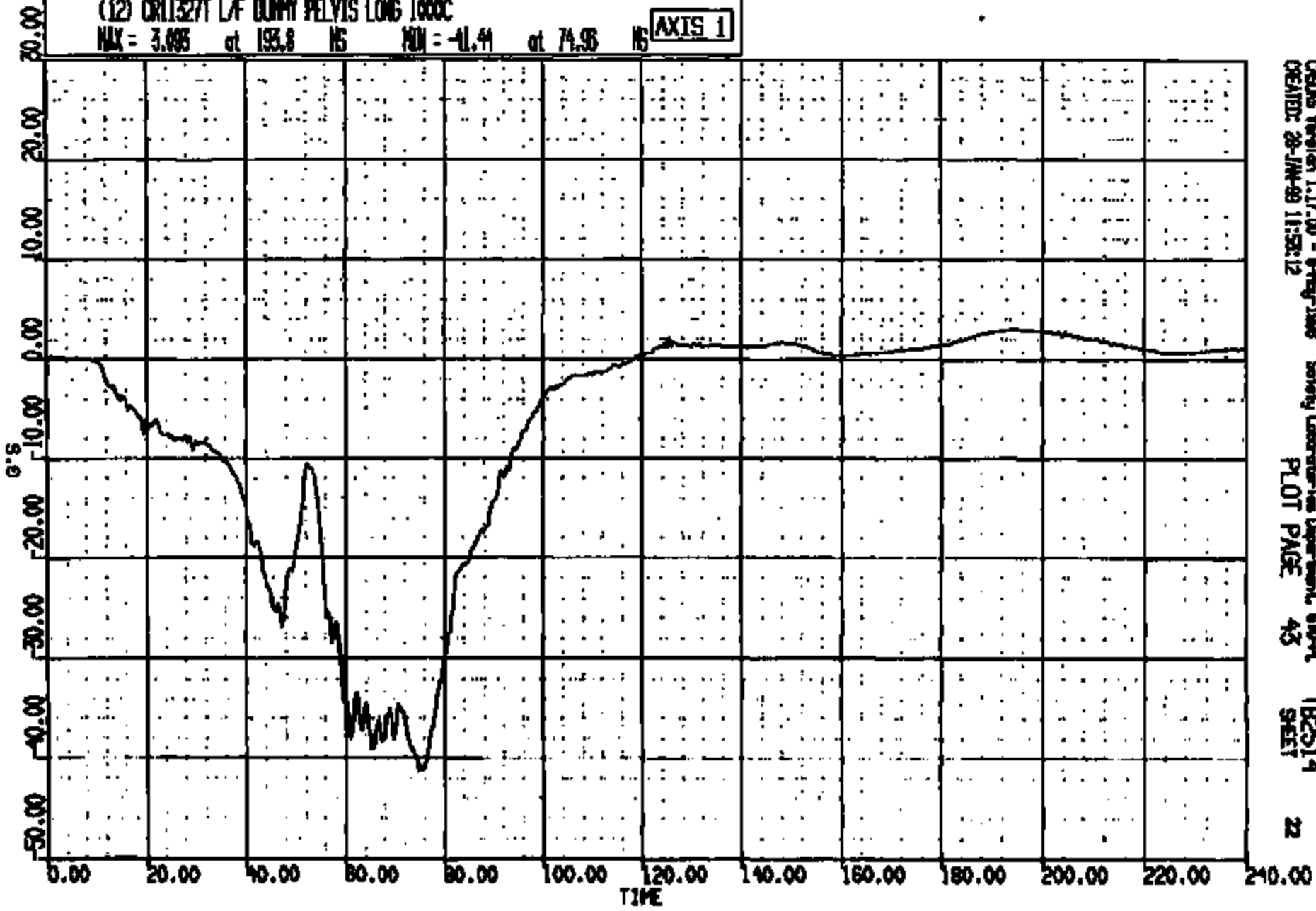


CHDS Version 1.17.00 - 9-May-1999 Safety Laboratories Department, 610-PL
CREATED: 28-JUN-99 11:53:10 PLOT PAGE 42 SHEET 21

CR11527

CR R: 11327 TO: TB2514 DATE: 990129 11:09:22
2000 D-198

(12) CRT1327 L/F DUMY PELVIS LONG 1000C
MAX = 3.095 at 193.8 NS MIN = -11.41 at 74.95 NS **AXIS 1**



CRDS Version 1.17.00 - 8-May-1998 Safety Laboratory Department, GPO-PL
CREATED: 29-JUN-99 11:52:12 PLOT PAGE 43 TB2514 SHEET 22

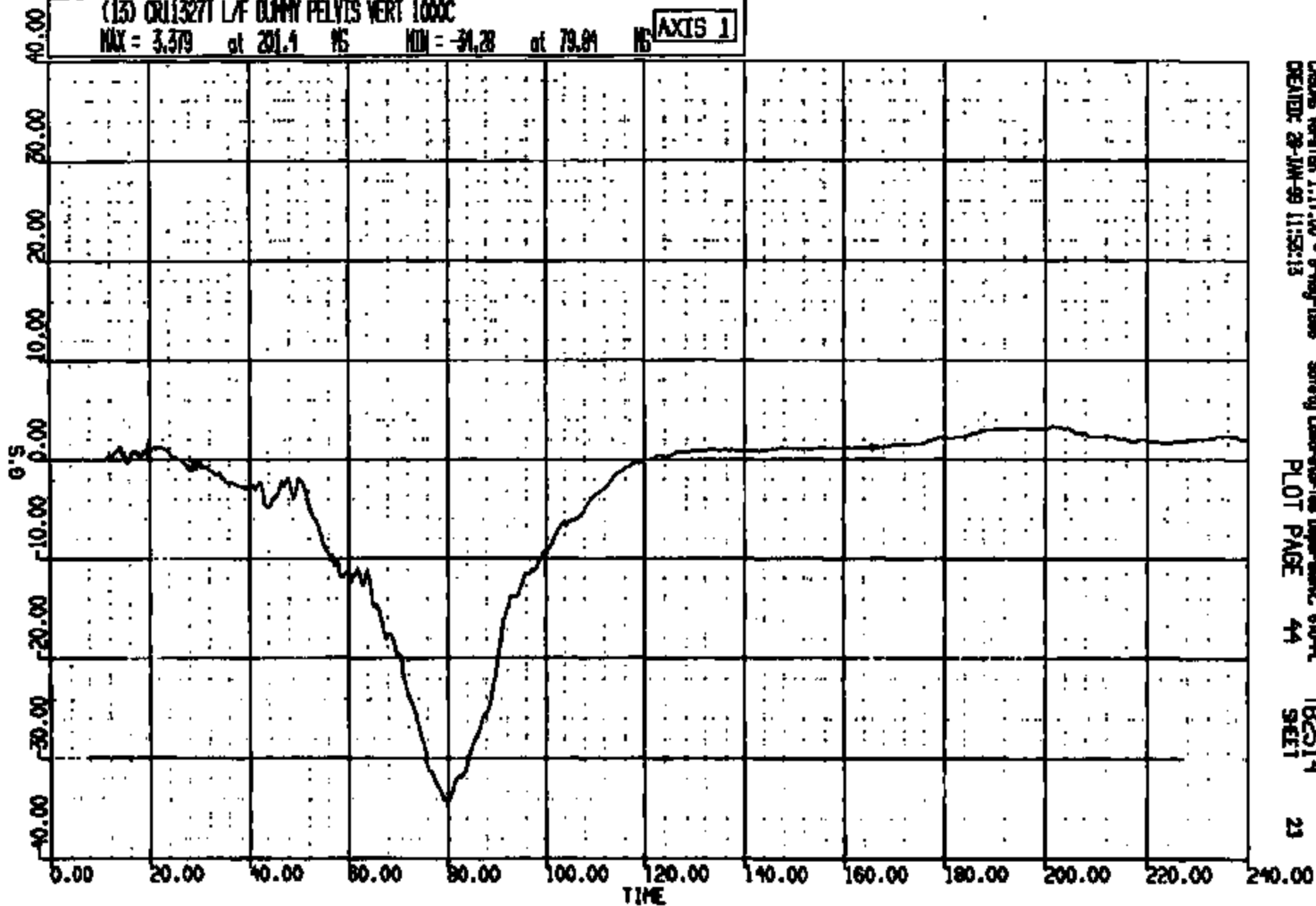
CRTS 0011327

CR #: 11327 TO: T82514 DATE: 200128 11:09:22
2000 D-188

(13) CR113271 L/F DUMMY PELVIS VERT 1000C

MAX = 3.379 at 201.4 MS MIN = -31.28 at 79.84 MS

AXIS 1



CRSWS Ver: Jan 1, 17, 00 - 8 May 1998
CREATED: 28-JAN-99 11:58:13

Safety Laboratories Department, 670-A
PLOT PAGE 44

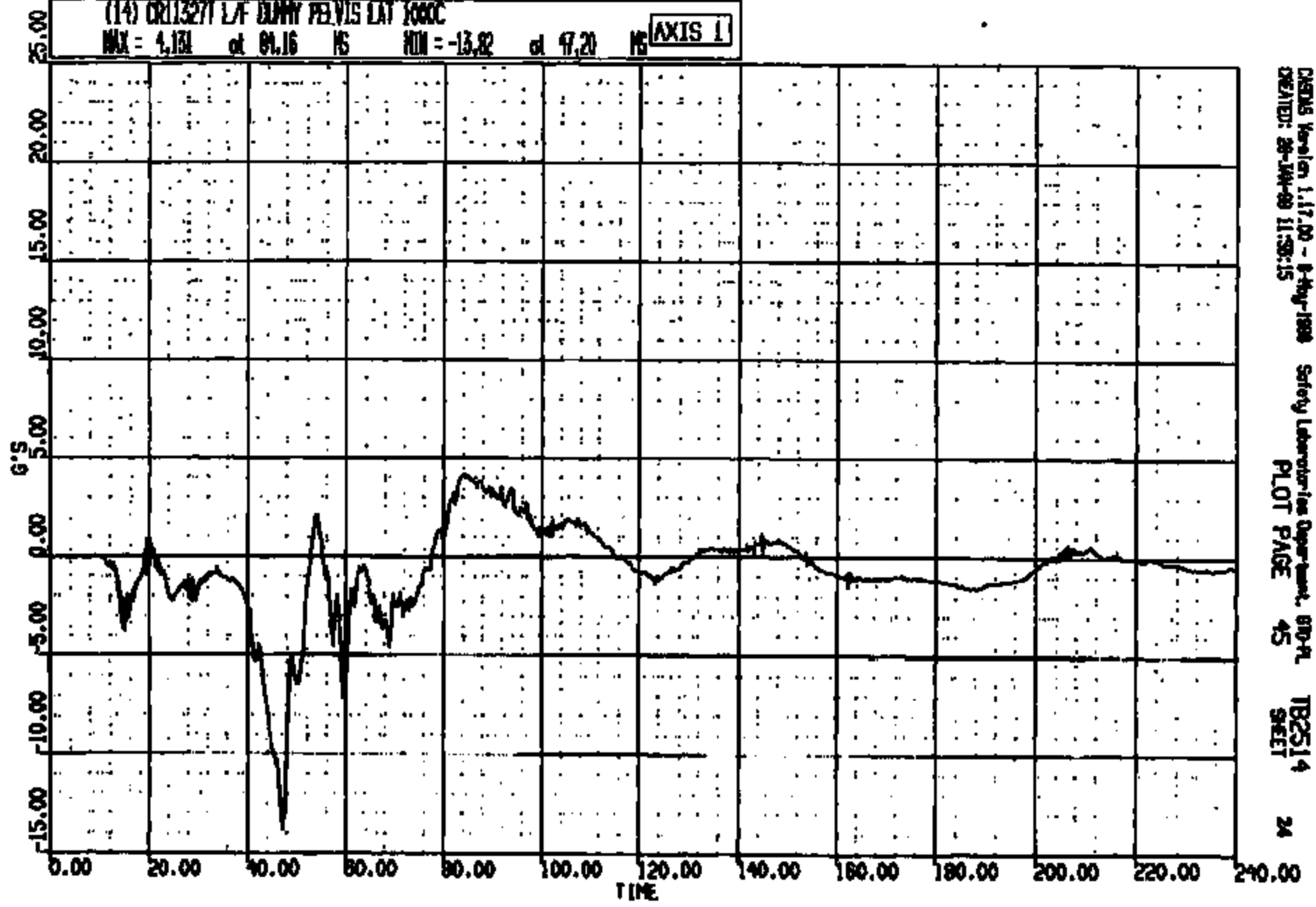
T82514
SET1

23

CRIS 0011327

CR R: 11527 TO: TB2514 DATE: 990128 11:08:22
2000 D-188

(14) CR113271 L/F DUMMY PELVIS LAT 5000C
MAX = 4.131 at 81.16 MS MIN = -13.82 at 47.20 MS **AXIS 1**

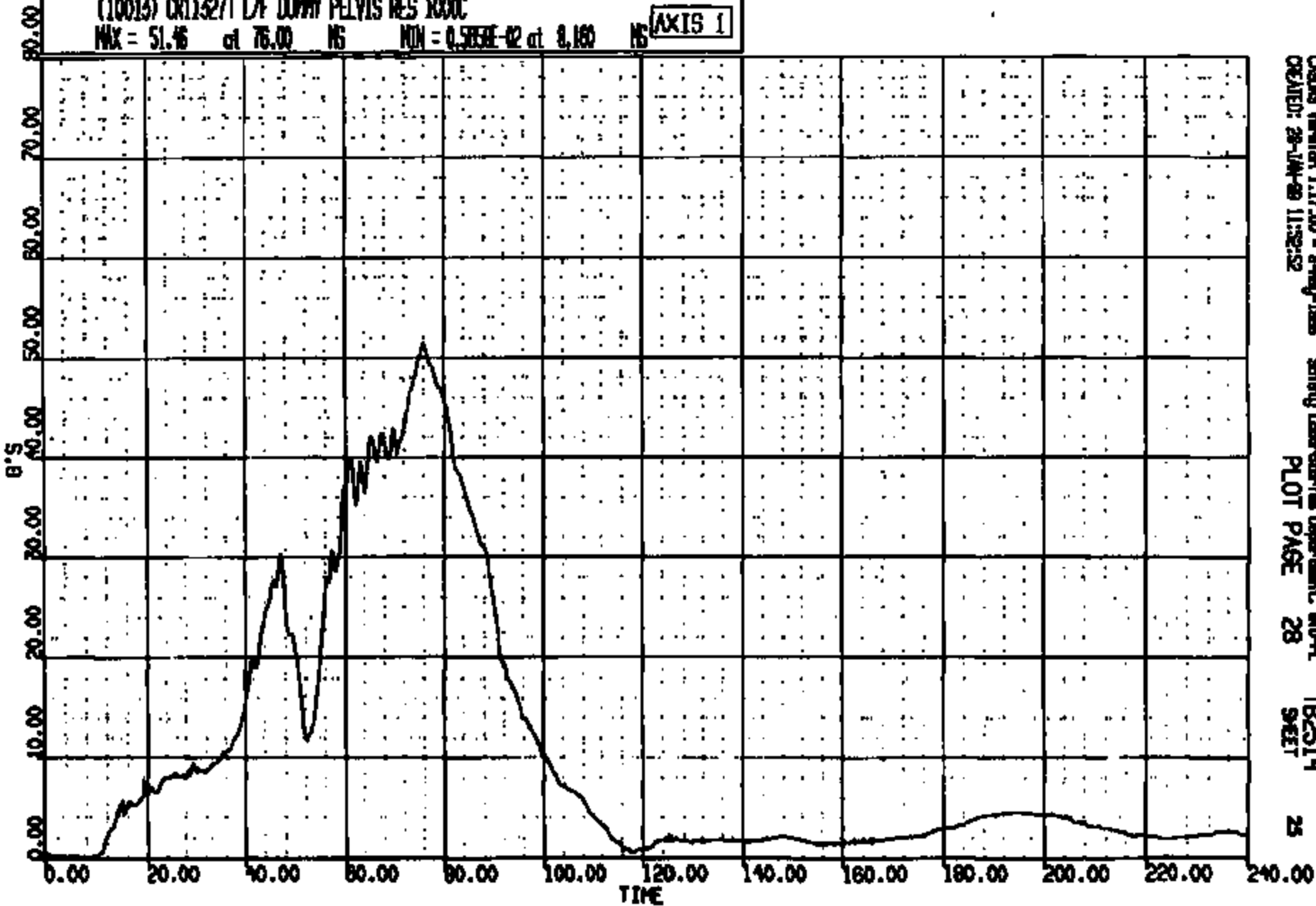


CRS Version 1.17.00 - 8-Aug-1998 Safety Laboratories Department, 870-PL
CREATED: 28-JAN-99 11:58:15 PLOT PAGE 45 TB2514
SHEET 24

CR11327

CR R: 11327 TO: TB2514 DATE: 990126 11:09:22
2000 D-188

(10013) CR11327T L/F DUMMY PELVIS RES X00C
MAX = 51.46 at 76.00 NS MIN = 0.5058E-02 at 8.160 NS **AXIS 1**



CRSIS Version 1.17.00 - 8-May-1988
CREATED: 28-JAN-89 11:32:52

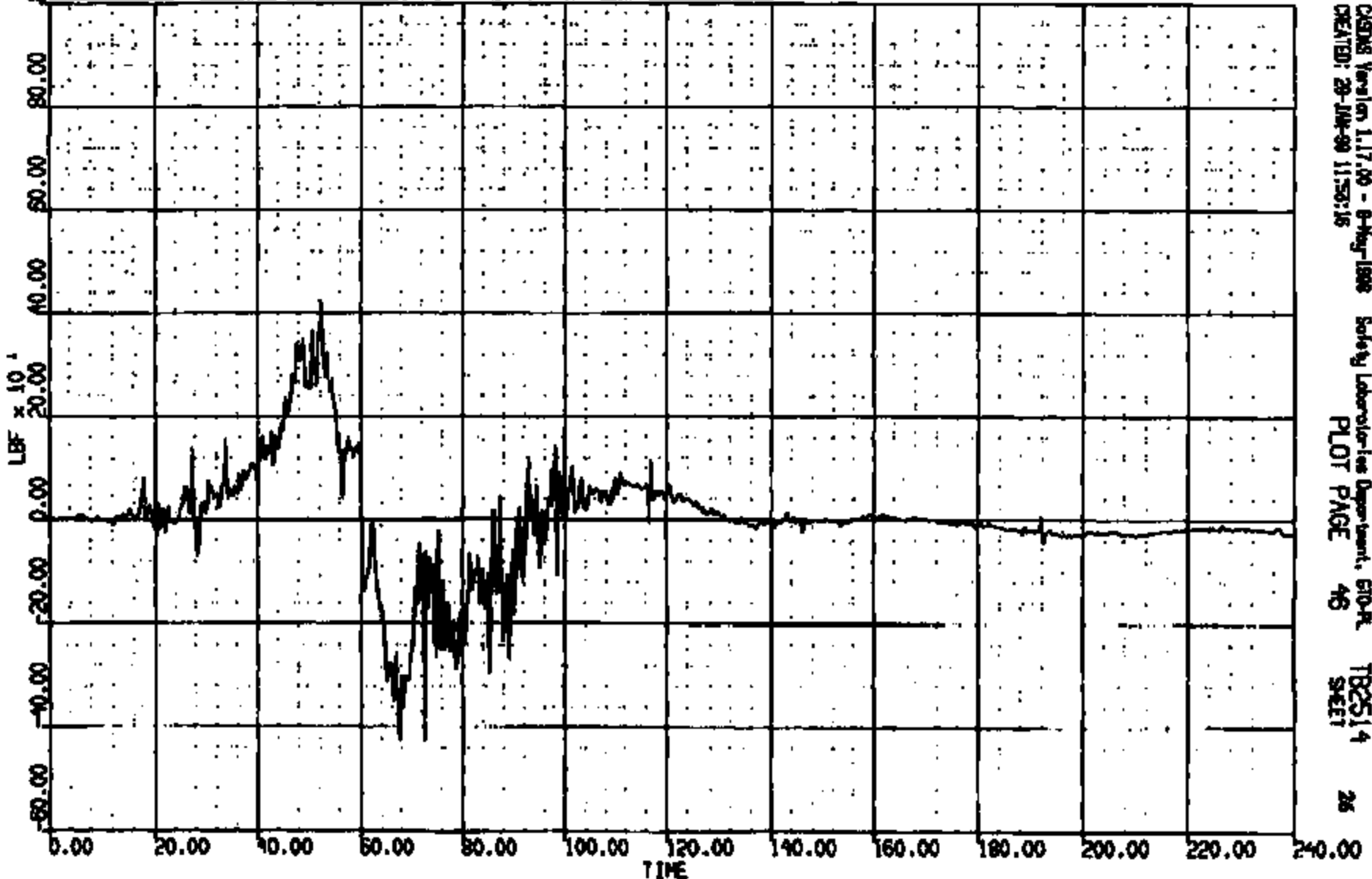
Safety Laboratories Department, 610-PL
PLOT PAGE 28

TB2514
SHEET

CRIS 0011327

CR R: 11327 TO: TB2514 DATE: 090128 11:09:22
2000 D-188

(15) CR113271 L/R DUMMY L/FEMUR LOAD FZ 600C
MAX = 488.0 of 52.52 MS MIN = -427.7 of 72.04 MS **AXIS 1**

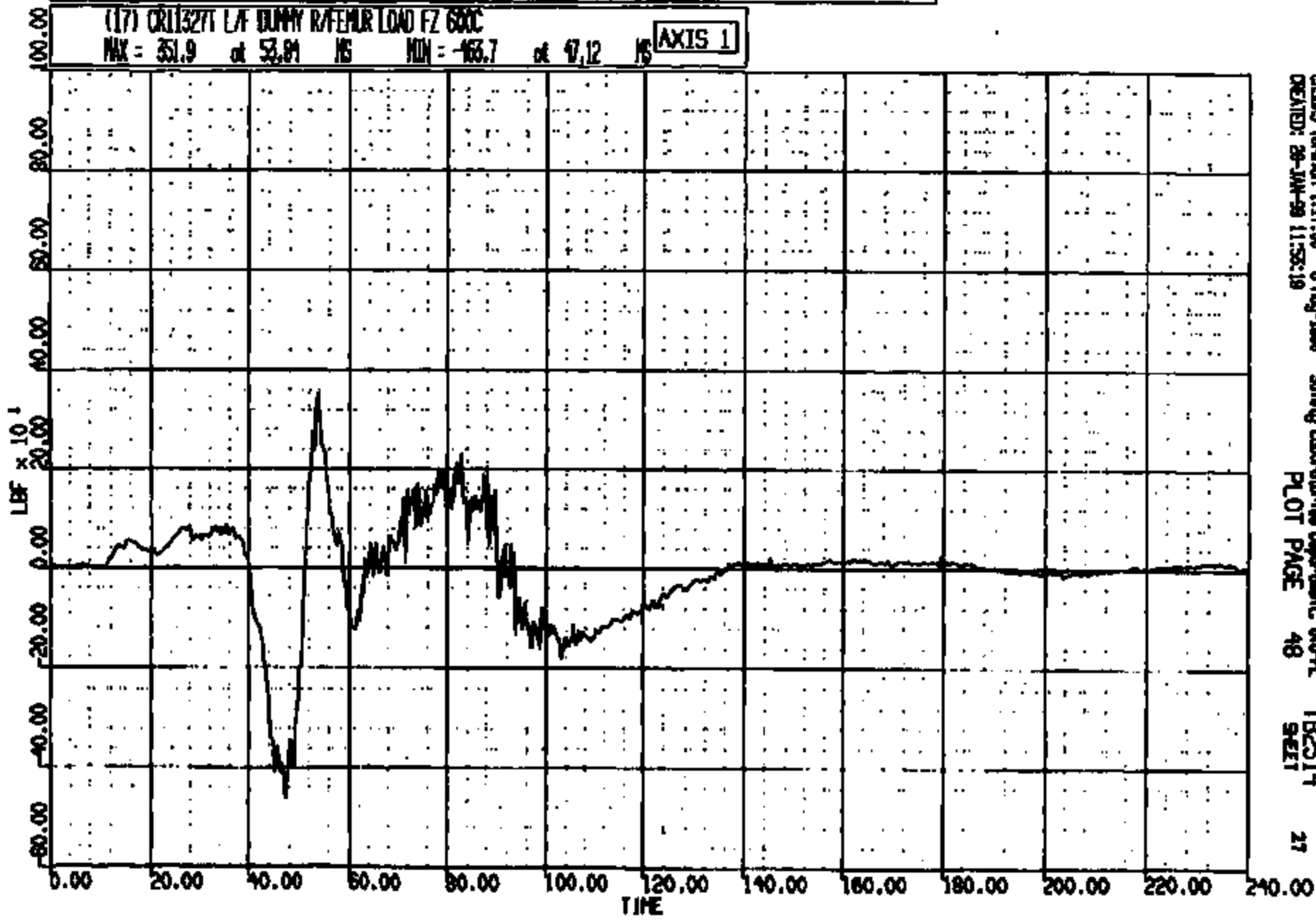


CRS Version 1.17.00 - 8-May-1998 Safety Laboratory Department, 610-R
CREATED: 28-JAN-99 11:59:16 PLOT PAGE 46 TB2514 26
SHEET

CR11327

CR R: 11527 TO: TB2514 DATE: 990129 11:09:22
2000 D-189

(17) CR113271 LAF DUMMY R/FEMUR LOAD FZ 600C
MAX = 351.9 at 53.81 MS MIN = -163.7 at 47.12 MS **AXIS 1**



CHROM Version 1.17.00 - 8-Aug-1999 Safety Laboratory Department, 600-A
CREATED: 29-JUN-99 11:55:19 PLOT PAGE 48 TB2514 27
SERI

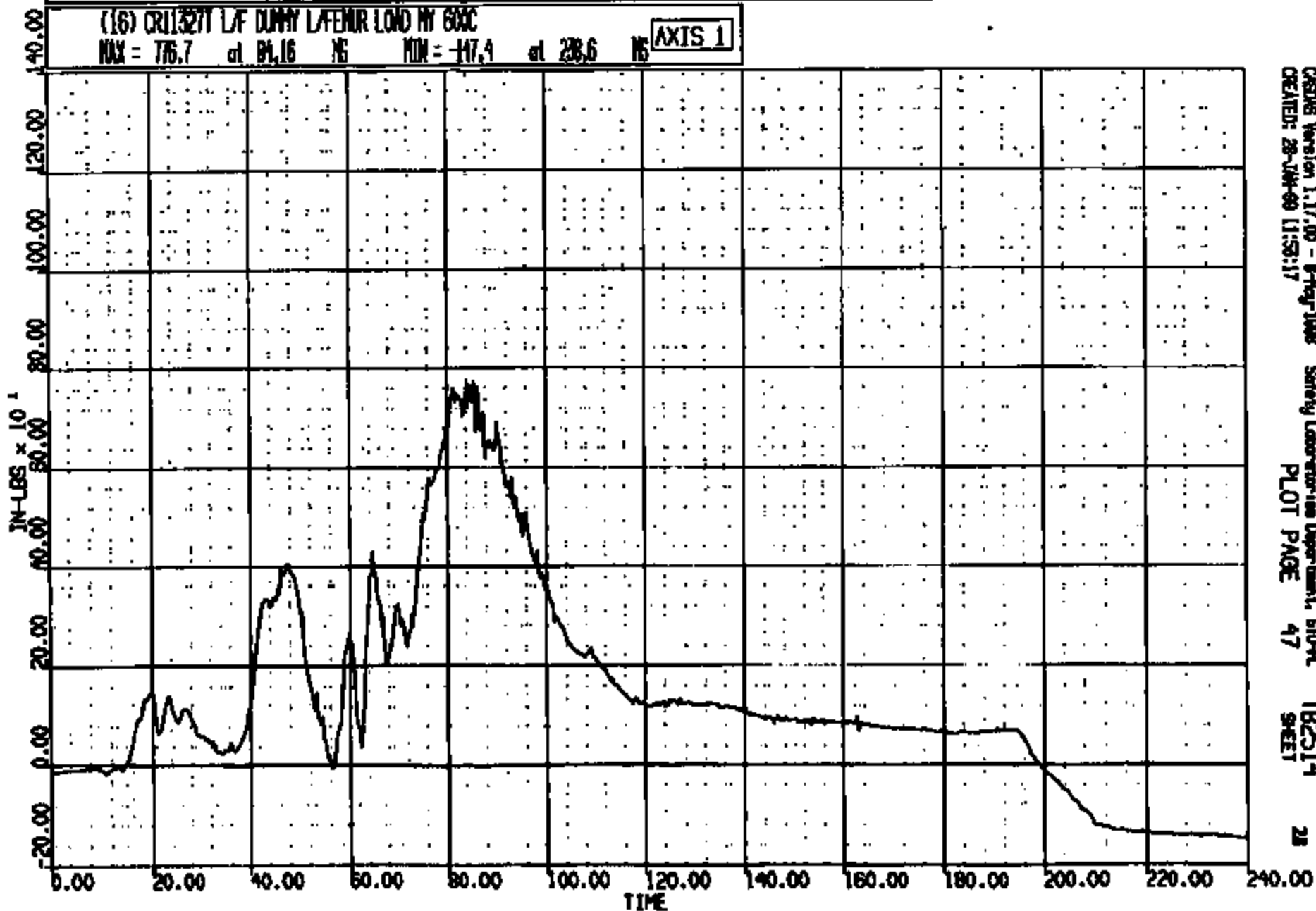
CRTS 0011327

CR R: 11327 TO: TB2514 DATE: 890128 11:09:22
2000 D-188

(16) CR113271 LF DUMMY LATENT LOAD BY 60XC

MAX = 776.7 at 84.16 NS MIN = -117.4 at 238.6 NS

AXIS 1



CASUS Version 1.17.00 - 8-May-1988
CREATED: 28-JUN-89 11:53:17

Safety Laboratories Department, SLD-PL
PLOT PAGE 47

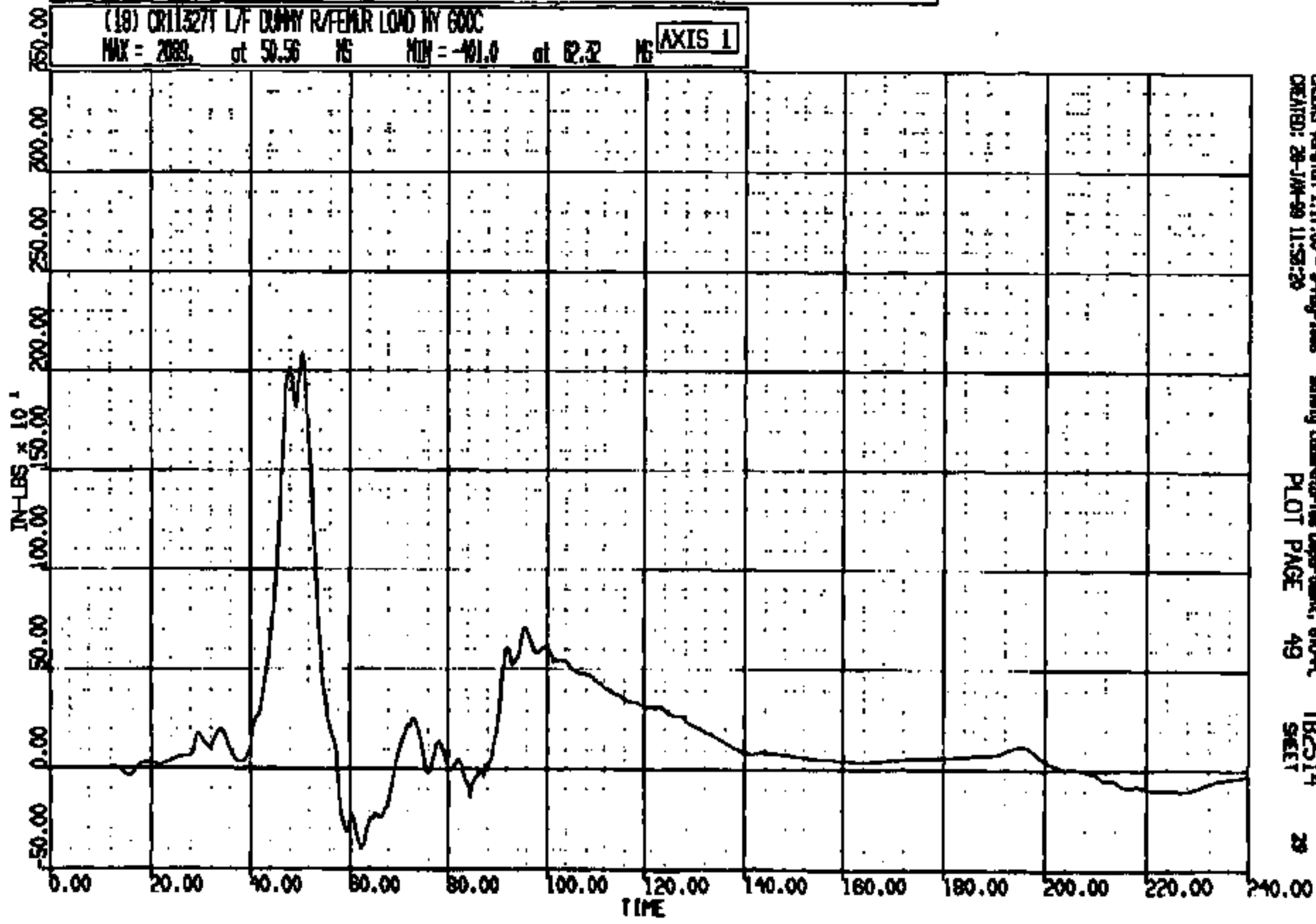
TB2514
SHEET

28

CRIS 0011327

CR R: 11327 TO: TB2514 DATE: 990129 11:09:22
2000 D-189

(18) CR11327T L/F DUMMY R/FEMR LOAD BY 600C
MAX = 208.8 at 50.56 MS MIN = -401.0 at 82.32 MS **AXIS 1**



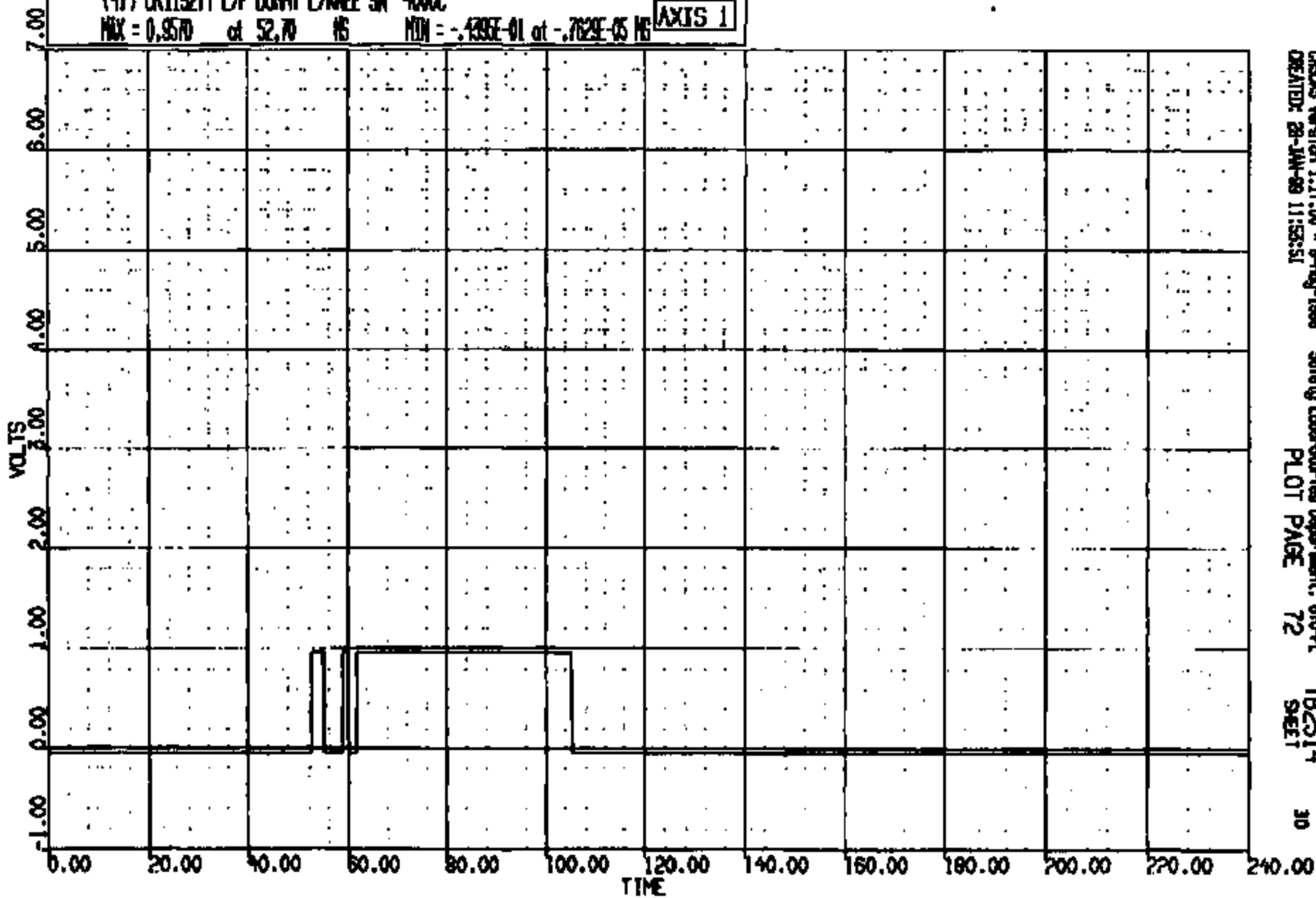
CRSINS Version 1.17.00 - 9-May-2008 Safety Laboratory Department, 610-PL TB2514
CREATED: 28-JAN-99 11:53:29 PLOT PAGE 49 SHEET 29

CRIS 0011327

CR R: 11327 TO: T92514 DATE: 990128 11:09:22
R000 0-180

(47) CR11327 LF DUMMY L/NEE SN 4000
MAX = 0.9570 at 52.70 MS MIN = -.439E-01 at -.762E-05 MS

AXIS 1



CRS05 Version 1.17.00 - 8-May-1998
CREATED: 28-JAN-99 11:53:51

Safety Laboratories Department, 610-91
PLOT PAGE 72

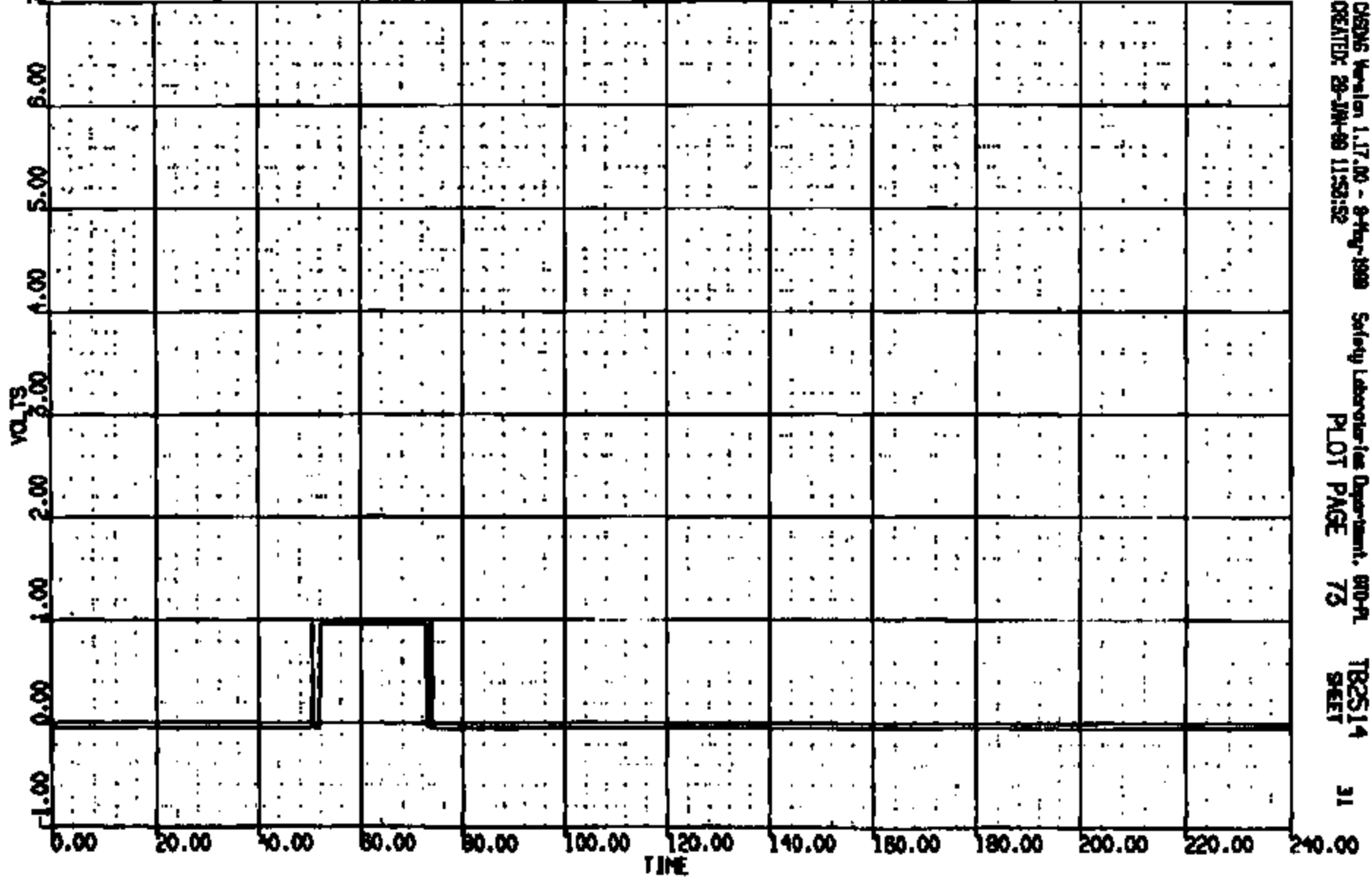
T92514
SHEET

30

CR11327

CR R: 11327 TD: TR2514 DATE: 990128 11:09:22
2000 D-188

(48) CRT11327T L/F DUMMY R/KNEE SN 4000
MAX = 0.9570 of 50.50 MS MIN = -.435E-01 of -.762E-05 MS **AXIS 1**



OSONS Version 1.17.00 - 8-May-1999 Safety Laboratories Department, 600-PL TR2514 31
CREATED: 28-JUN-99 11:53:52 PLOT PAGE 73 SHEET

CRTS 0011327

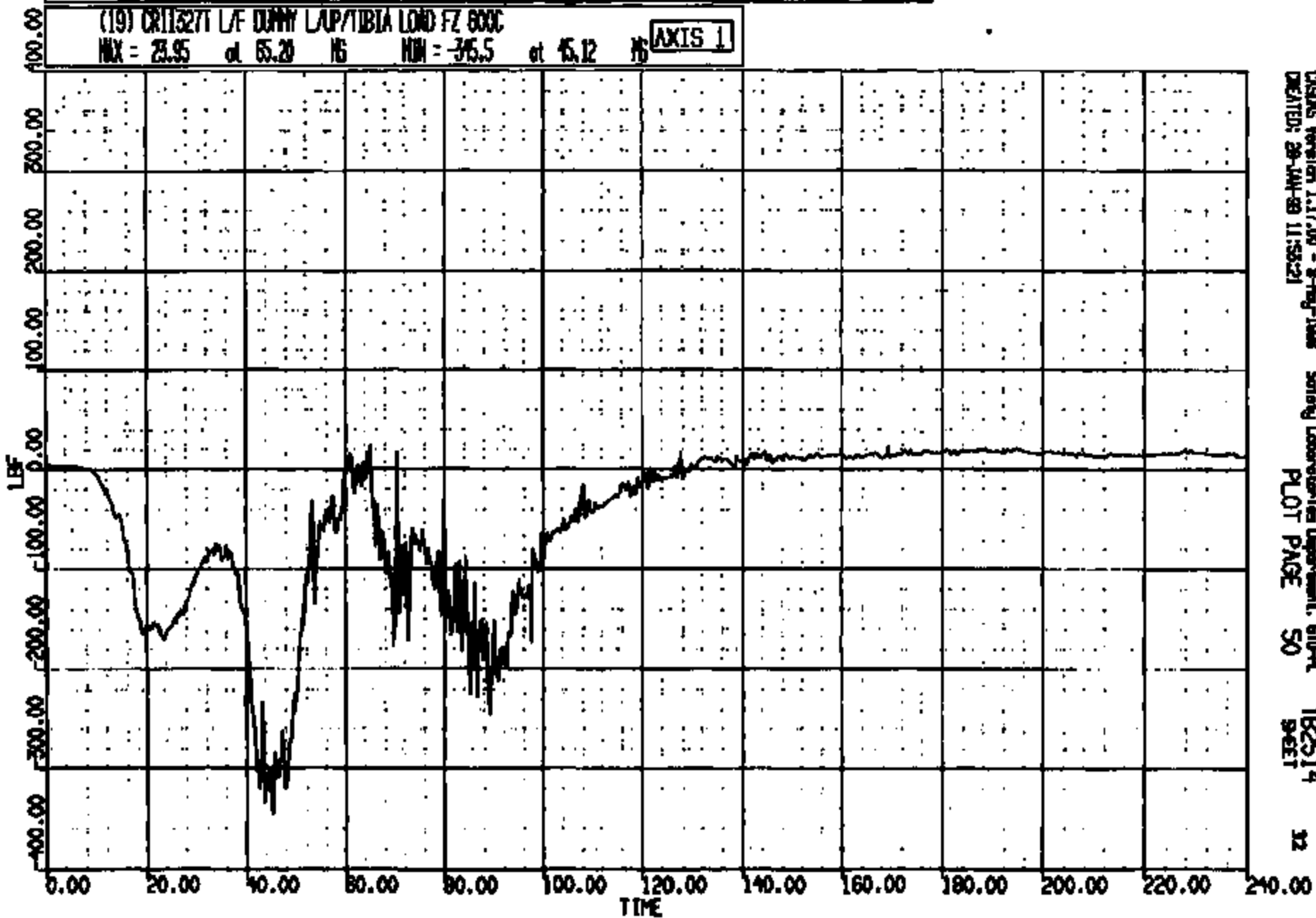
CR R: 11327 TO: TB2814 DATE: 000128 11:00:22

2000 D-188

(19) CR11327T L/F DUMP LAP/TIBIA LOAD FZ 600C

MAX = 23.95 at 65.20 16 MIN = -315.5 at 45.12 16

AXIS 1



CRS Version 1.17.00 - 8-Aug-1988
CREATED: 28-JAN-89 11:58:21

Safety Laboratories Department, 610-PL
PLOT PAGE 50

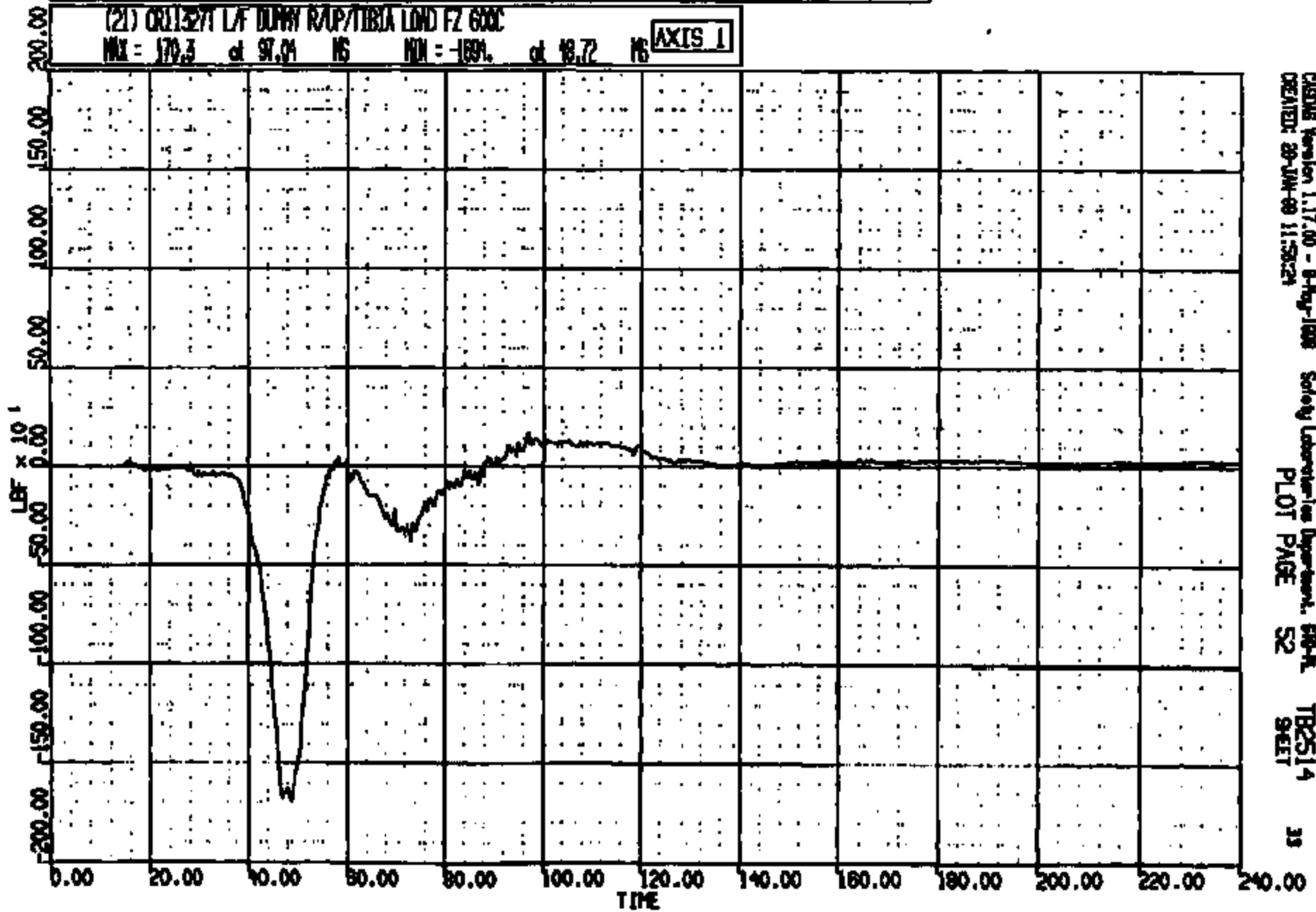
TB2814
SHEET

32

CRIS 0011327

CR R: 11527 TO: TB2514 DATE: 990126 11:09:22
2000 D-189

(21) CR11327 LAF DUMMY RAP/TIBIA LOAD FZ 600C
MAX = 170.3 at 97.04 MS MIN = -189.1 at 18.72 MS **AXIS 1**



CRS08 Version 1.17.00 - 8-Aug-1998 Safety Laboratories Department, 600-R
CREATED: 28-JUN-99 11:58:24 PLOT PAGE 52 TB2514 33
SHEET

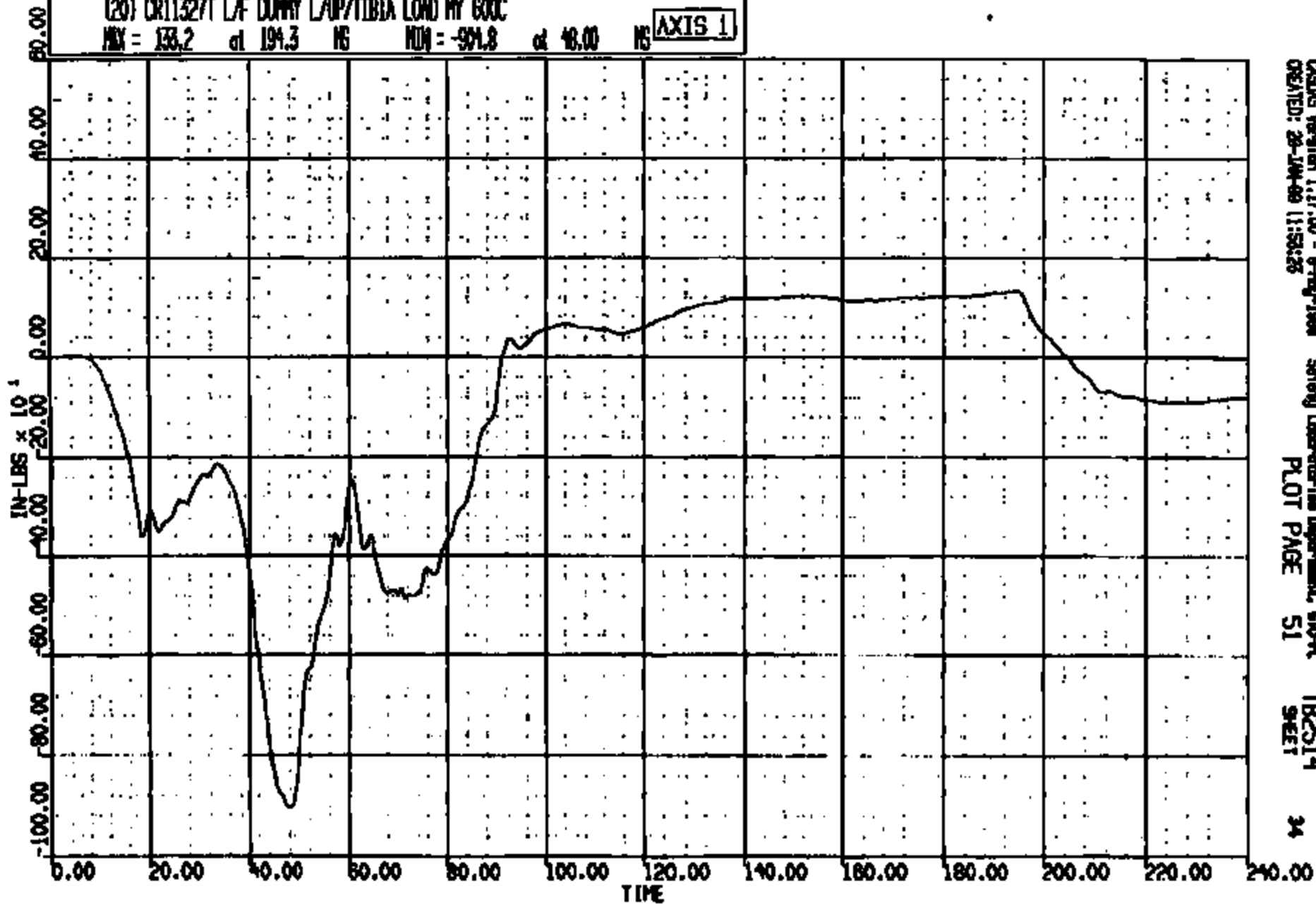
CR11327

CR R: 11527 TO: TB2514 DATE: 890128 11:09:22
2000 D-180

(20) CR11327/LF DUFFY LAMP/TIBIA LOAD BY 600C

MAX = 133.2 at 194.3 MS MIN = -94.8 at 48.00 MS

AXIS 1



CADDS Version 1.17.00 - 8-May-1988
CREATED: 28-JUN-89 11:58:25

Safety Laboratories Department, 600-A
PLOT PAGE 51

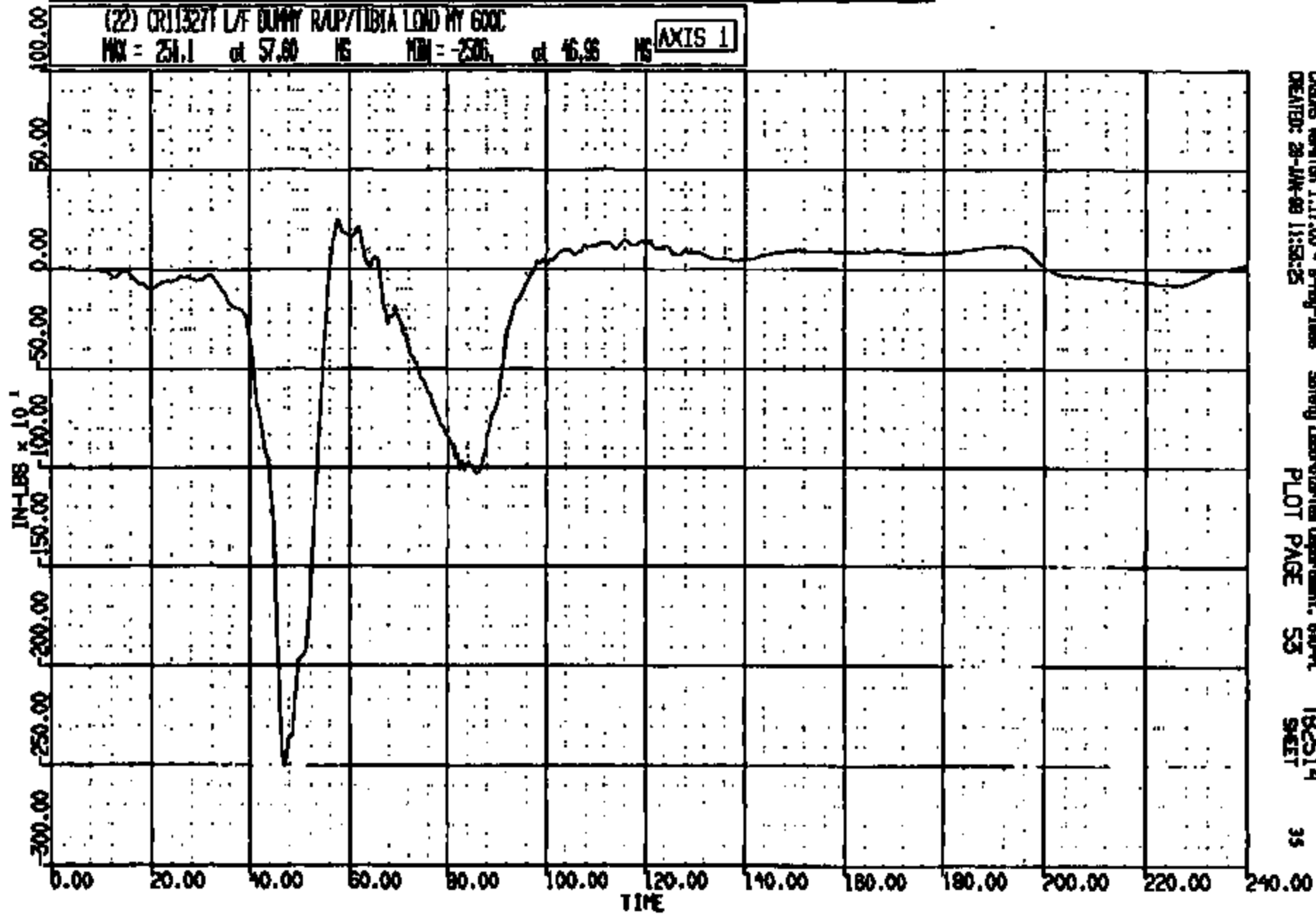
TB2514
9-LET

34

CR11327

CR R: 11327 TO: T82514 DATE: 990129 11:09:22
2000 D-168

(22) CR11327T L/F DUMMY RUP/TIBIA LOAD MY 600C
MAX = 251.1 at 57.00 NS MIN = -250.6 at 46.96 NS **AXIS 1**



CRSIS Version 1.17.00 - 8-May-1998
CREATED: 28-JUN-99 11:53:25

Safety Laboratory Department, 690-91
PLOT PAGE 53

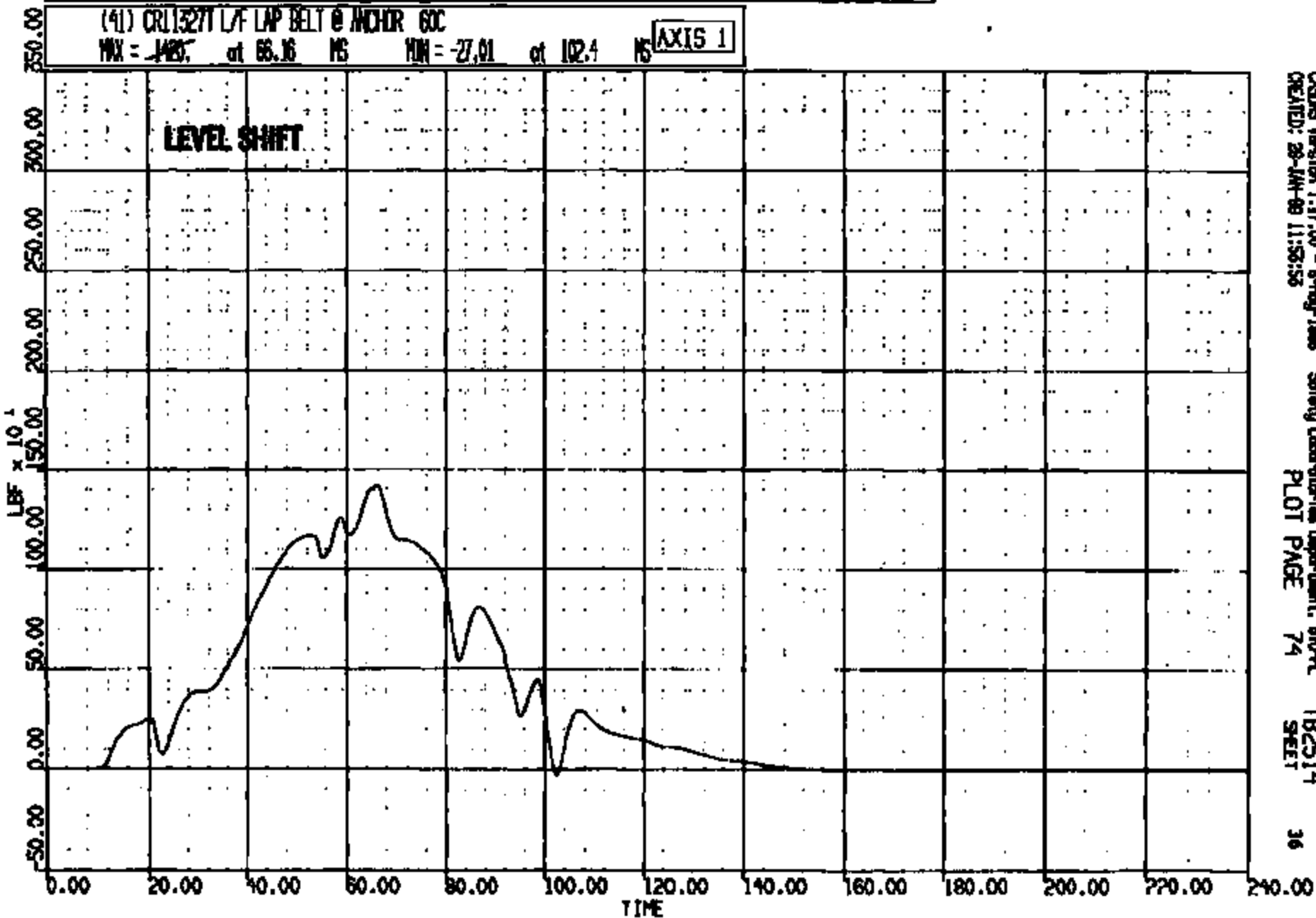
T82514
SHEET

CR R: 11327 TO: T82514 DATE: 990128 11:09:22
2000 D-188

(41) CR11327 L/F LAP BELT @ ANCHOR 60C

MAX = 148.7 at 66.16 MS MIN = -27.01 at 102.4 MS

AXIS 1



CRS Version 1.17.00 - 8-May-1998
CREATED: 28-JAN-99 11:55:52

Safety Laboratories Department, SRO-R
PLOT PAGE 74

T82514
SHEET

16

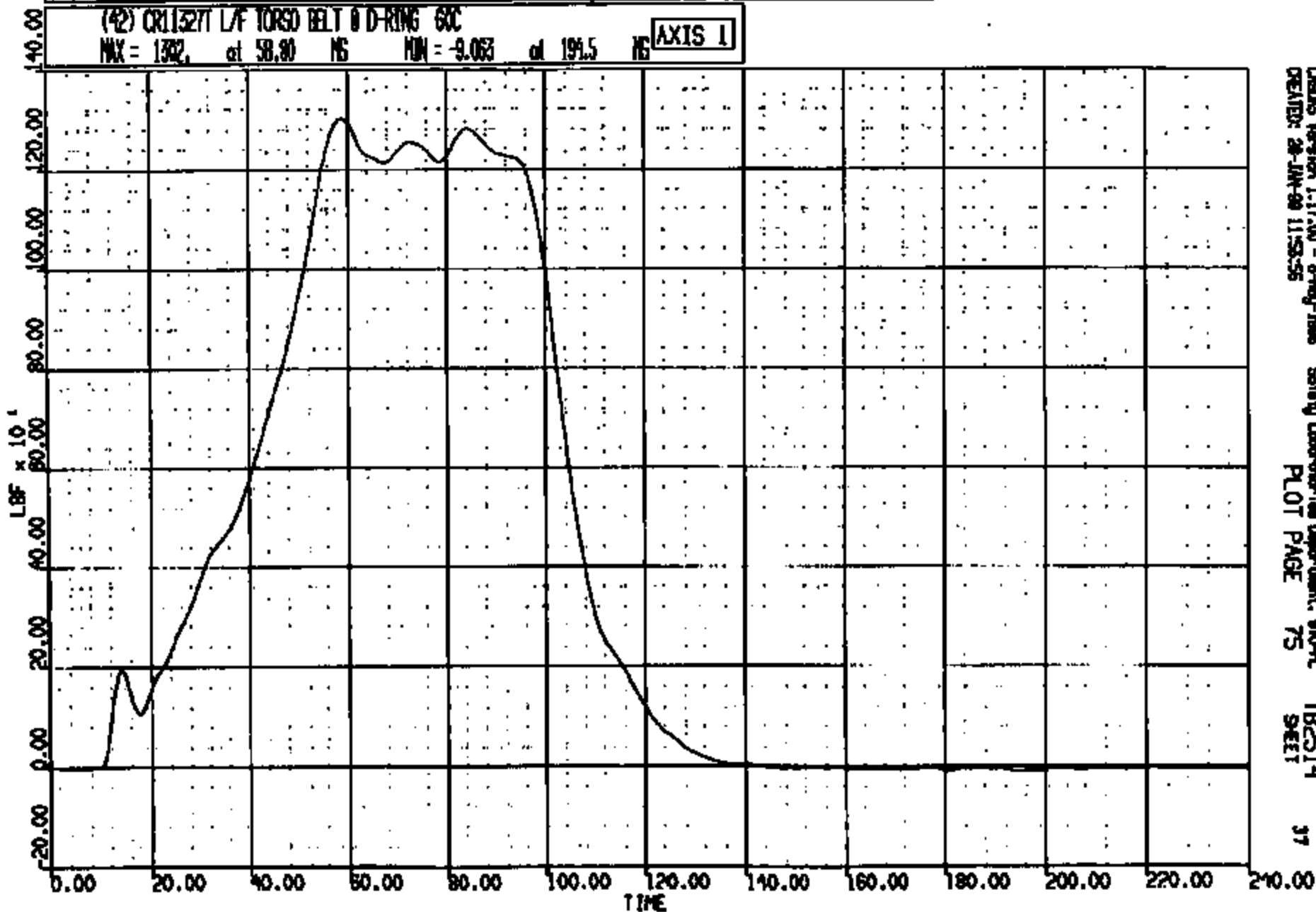
CRIS 0011327

CR R: 11227 TO: TB2514 DATE: 890128 11:09:22
8000 D-188

(42) CR11327 L/F TORSO BELT & D-RING 60C

MAX = 1302, at 58.90 MS MIN = -9.053 at 199.5 MS

AXIS 1



CREMS Version 1.17.00 - 8-May-1988
CREATED: 28-JAN-89 11:53:55

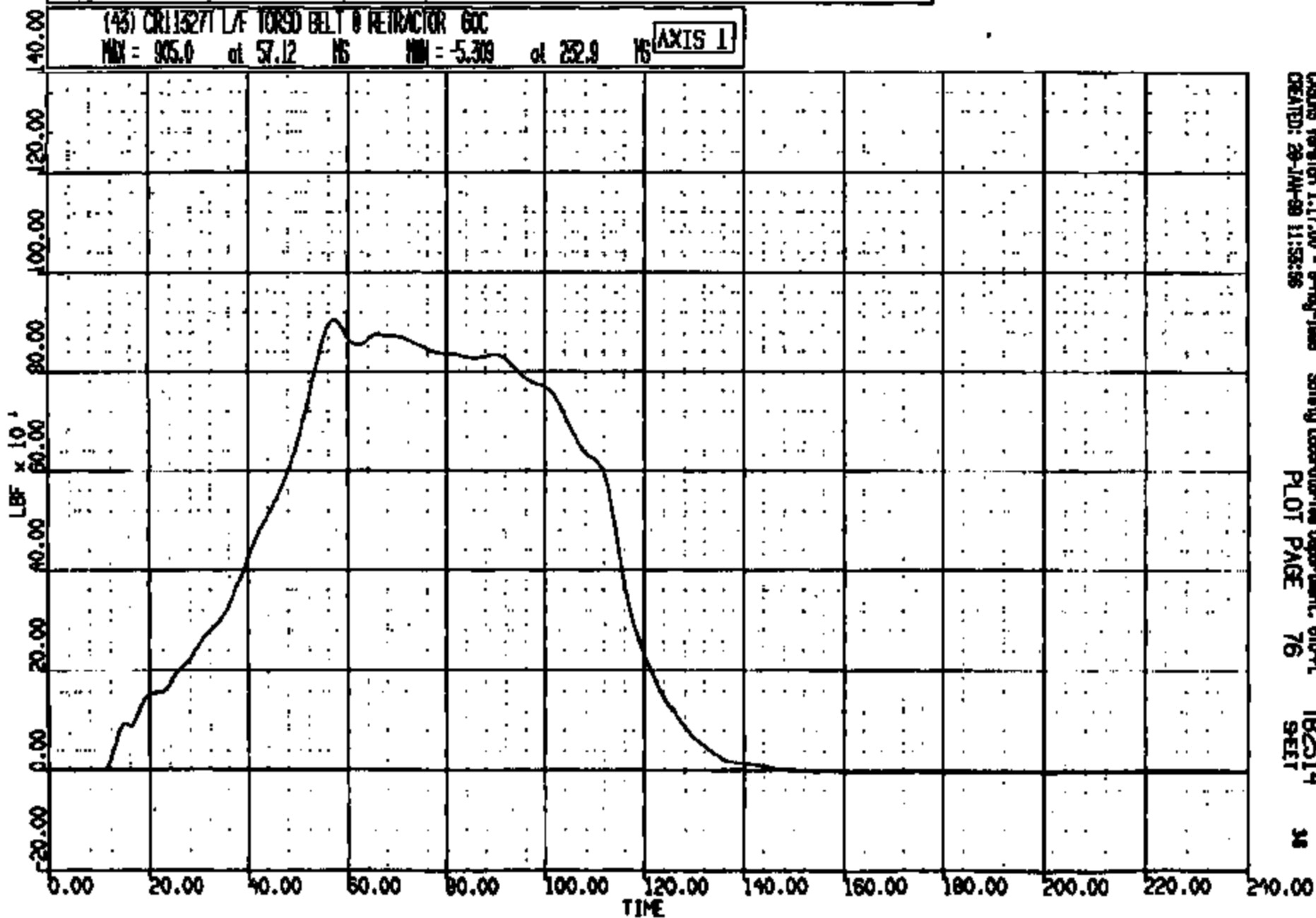
Safety Laboratory Department, SIO-AL
PLOT PAGE 75

TB2514
SHEET

CR11327

DIR R: 11327 TO: TB2514 DATE: 800128 11:09:22
2000 D-180

(43) CRT1327 L/F TORSO BELT & RETRACTOR GOC
MAX = 905.0 at 57.12 NS MIN = -5.309 at 232.9 NS **AXIS 1**



CRS Version 1.17.00 - 8-May-1988
CREATED: 28-JAN-89 11:53:56

Safety Laboratory Department, 610-PL
PLOT PAGE 76

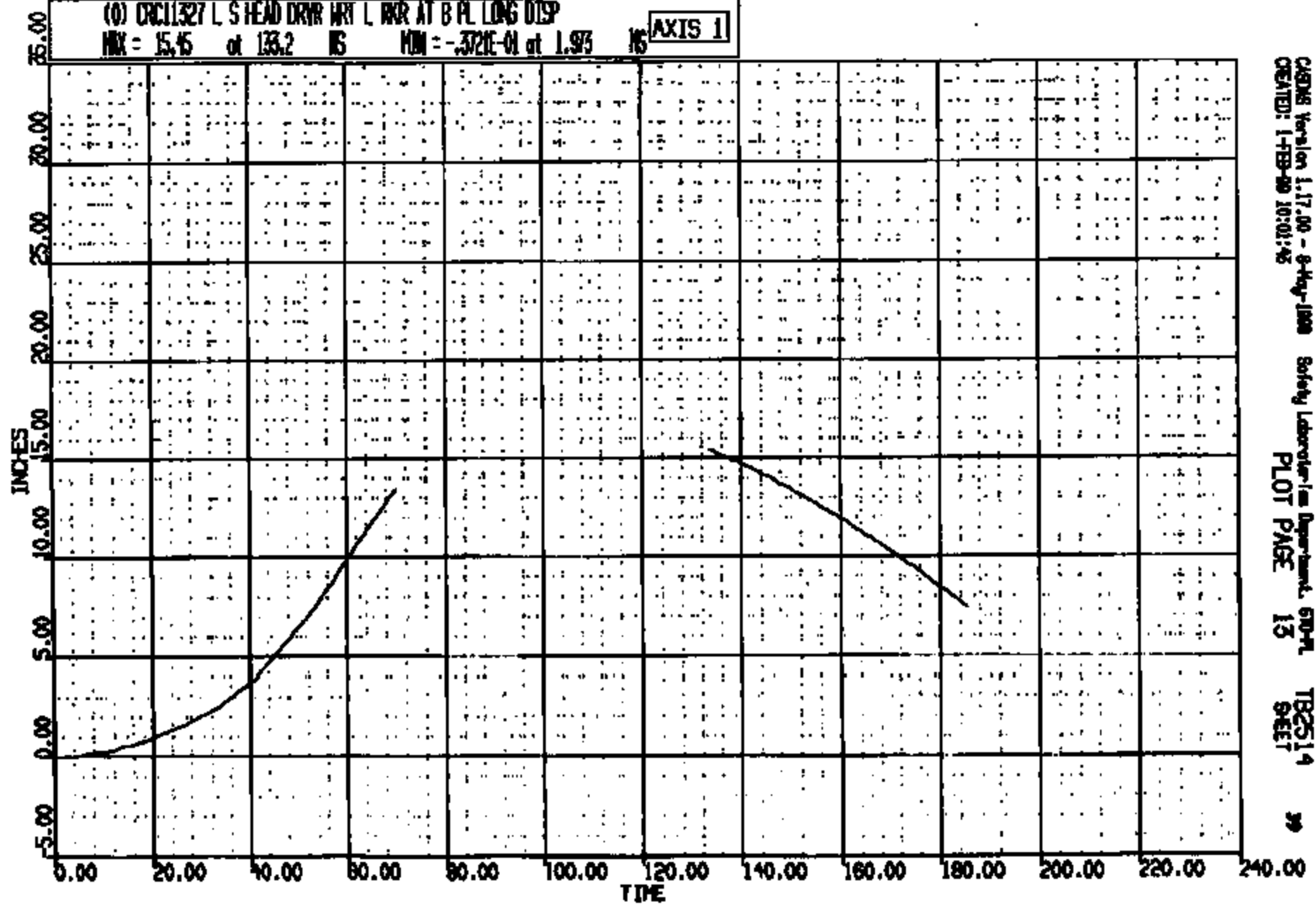
TB2514
SRET

38

CRTS 0011327

LR R: 11327 TO: TB2514 DATE: 990129 11:09:22
2000 D-188

(0) CR11327 L S HEAD DRYR WY L RKR AT B PL LONG DISP
MAX = 15.45 at 133.2 NS MIN = -.372E-01 at 1.93 NS AXIS 1

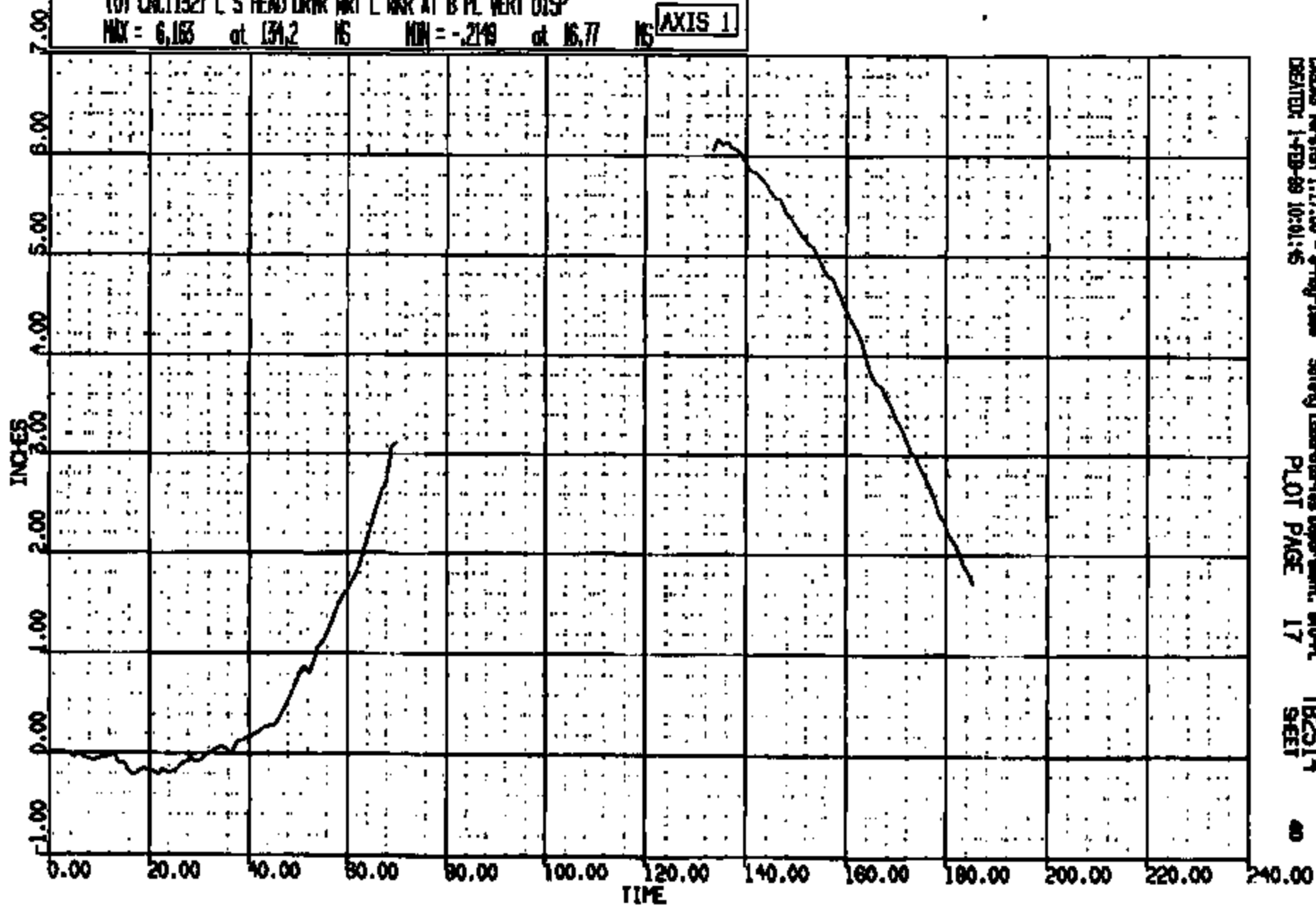


CR1S 0011327

CADDS Version 1.17.00 - 9-May-1998 Safety Laboratory Department, 600-PL
CREATED: 1-FEB-99 10:01:45 PLOT PAGE 13 TB2514
SHEET

CUR R: 11327 TD: TB2514 DATE: 090128 11:08:23
2000 D-188

(01) CR011327 L S HEAD DRNR WRT L DRR AT B PL VERT DISP
MAX = 6.163 at 134.2 NS MIN = -.2149 at 16.77 NS **AXIS 1**



CRIS 0011327

LABS Version 1.17.00 - 8-May-1998
CREATED: 1-FEB-99 10:01:45

Safety Laboratories Department, 610-PL
PLOT PAGE 17

TB2514
SHEET

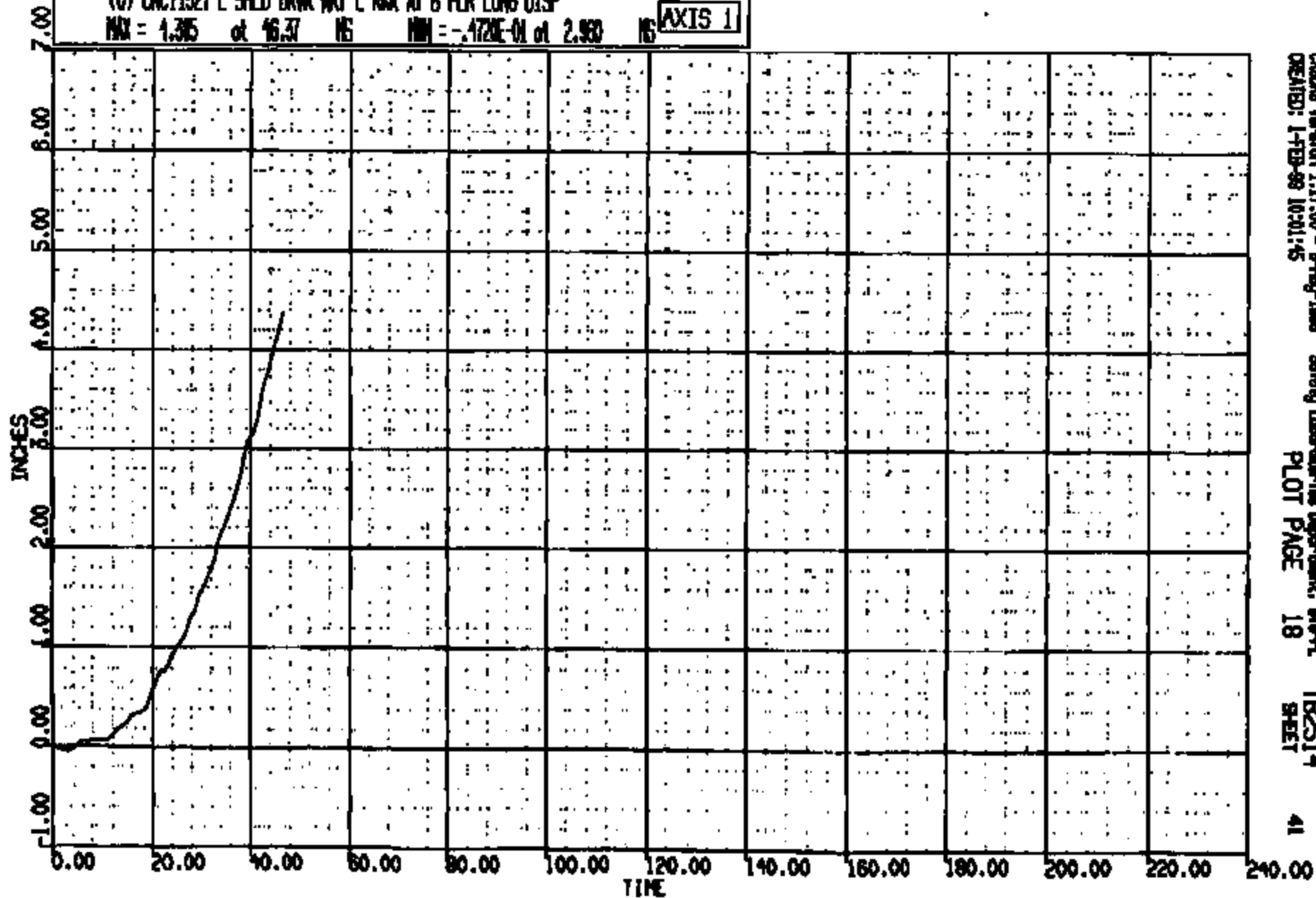
40

CR R: 11327 TO: TB2514 DATE: 000120 11:08:22
2000 D-100

(0) CR11327 L SHLD DRVR WRT L RGR AT B FLR LONG DISP

MAX = 1.365 of 46.37 NS MIN = -.1720E-01 of 2.930 NS

AXIS 1



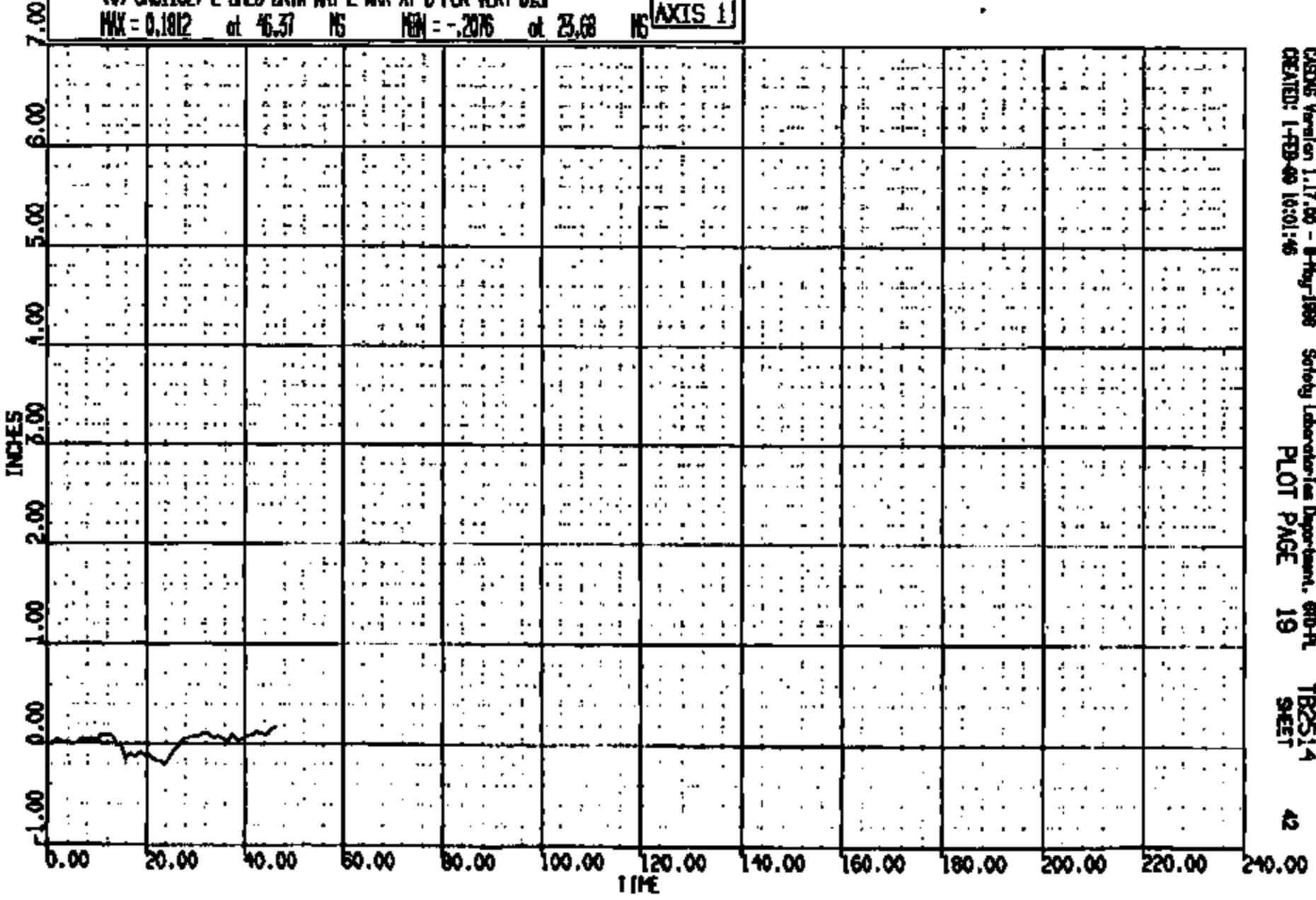
CRSIS Version 1.17.00 - 8-May-1999
CREATED: 1-FEB-99 10:01:45

Safety Laboratories Department, ETR-PL
PLOT PAGE 18

TB2514
SHEET

DR R: 11327 TO: TR2514 DATE: 880124 11:00:28
8000 D-188

(0) CR11327 L SHLD DRVR WRT L INR AT B PER VERT DISP
MAX = 0.1812 at 46.37 NS MIN = -.2076 at 23.68 NS **AXIS 1**



CASMS Version 1.17.00 - 8-May-1988 Safety Laboratories Department, 610 PL TR2514
CREATED: 1-FEB-88 16:01:46 PLOT PAGE 19 SHEET 42

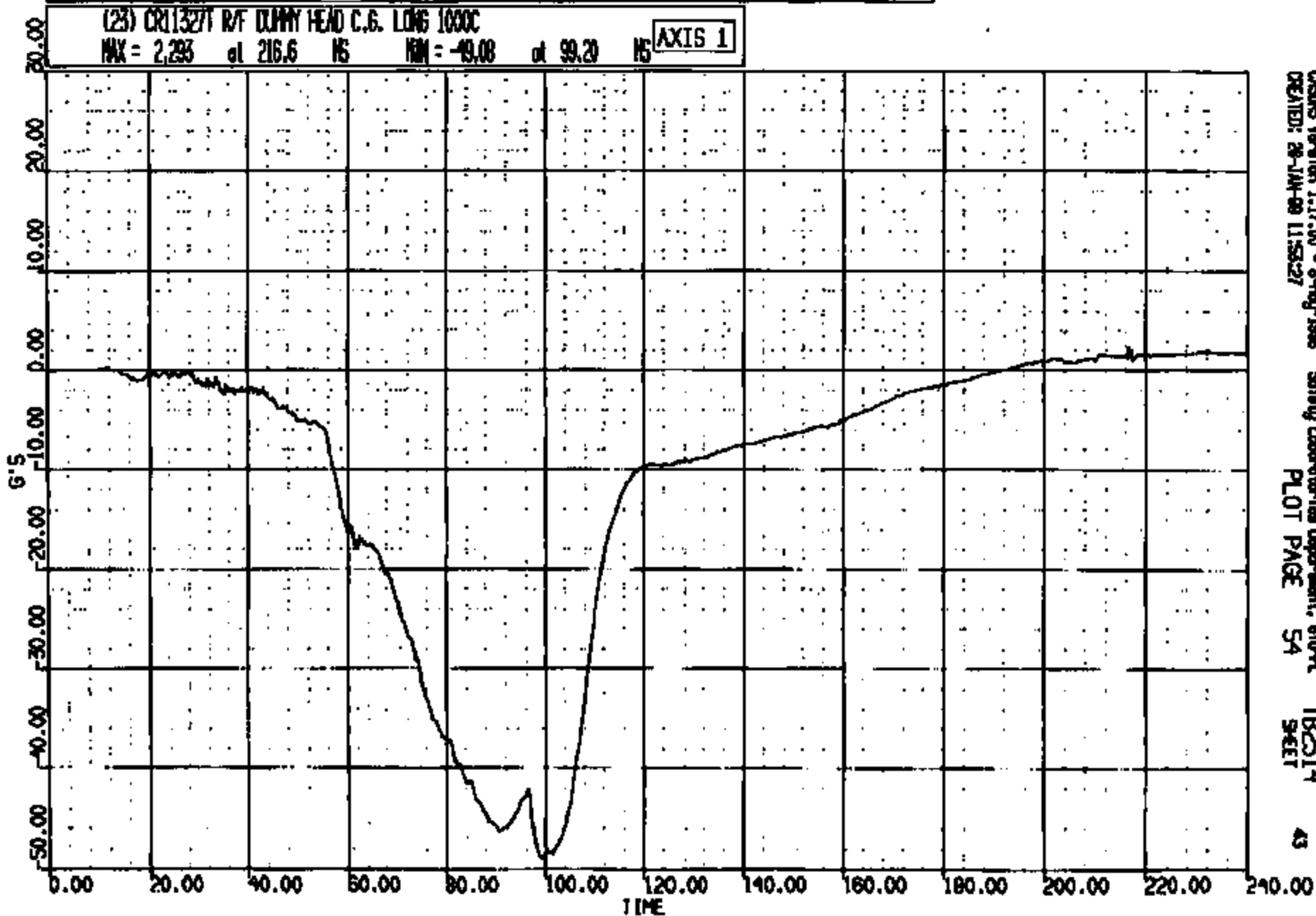
CR11327

CR R: 11327 TO: TB2514 DATE: 990129 11:09:22
R000 D-188

(23) CR11327 R/F DUMMY HEAD C.G. LONG 1000C

MAX = 2.295 at 216.6 MS MIN = -49.08 at 99.20 MS

AXIS 1



CRMS Version 1.17.00 - 9-May-1998
CREATED: 29-JAN-00 11:53:27

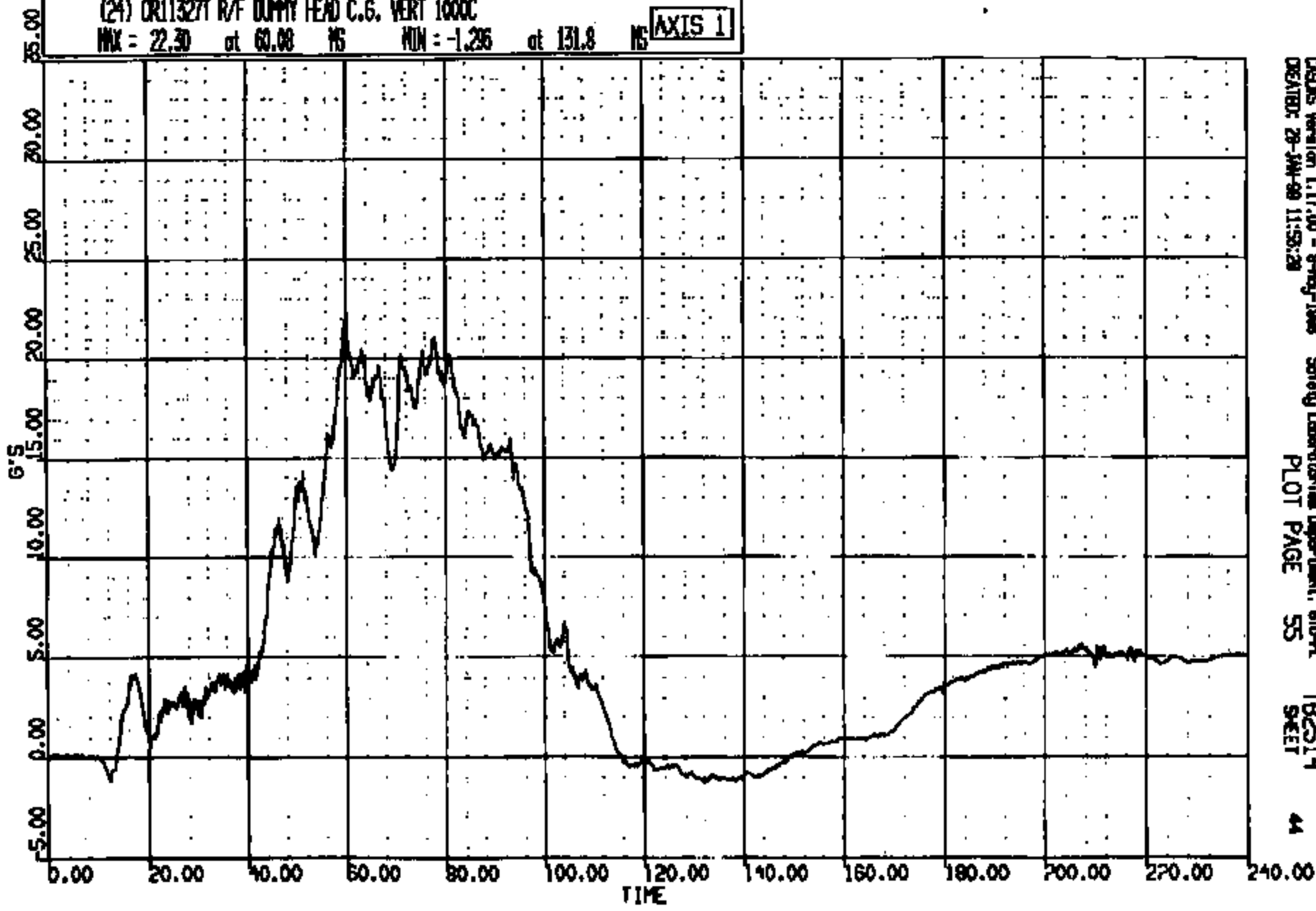
Safety Laboratories Department, 610-A
PLOT PAGE 54

TB2514
SHEET

CRIS 0011327

CR R: 11327 TO: TB2514 DATE: 990129 11:09:23
2000 D-165

(24) CR11327 R/F DUMMY HEAD C.G. VERT 10000
MAX = 22.30 at 60.08 MS MIN = -1.236 at 131.8 MS **AXIS 1**



CRS Version 1.17.00 - 8-May-1998 Safety Laboratories Department, SID-PL
DATE: 29-MAY-99 11:53:28 PLOT PAGE 55 TB2514
SHEET 44

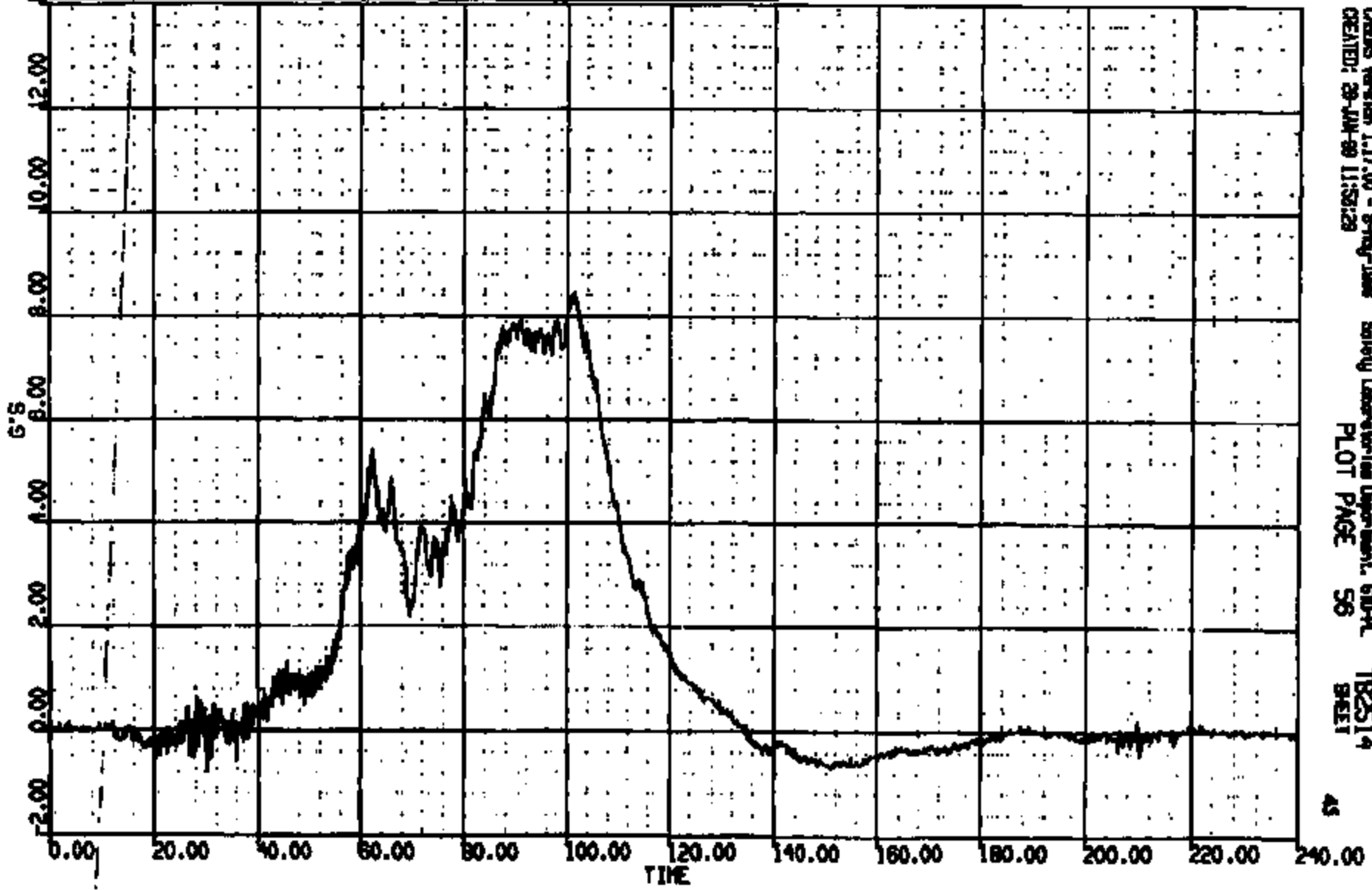
CR11327

CR 11527 TO: TB2514 DATE: 990126 11:09:22
2000 0-188

(25) CR11527 R/V DUNNY HEAD C.G. LAT 1800C

MAX = 8.49 of 101.2 MS MIN = -7.986 of 30.21 MS

AXIS 1



CRS Version 1.17.00 - 8-May-1999
CREATED: 26-JUN-99 11:53:29

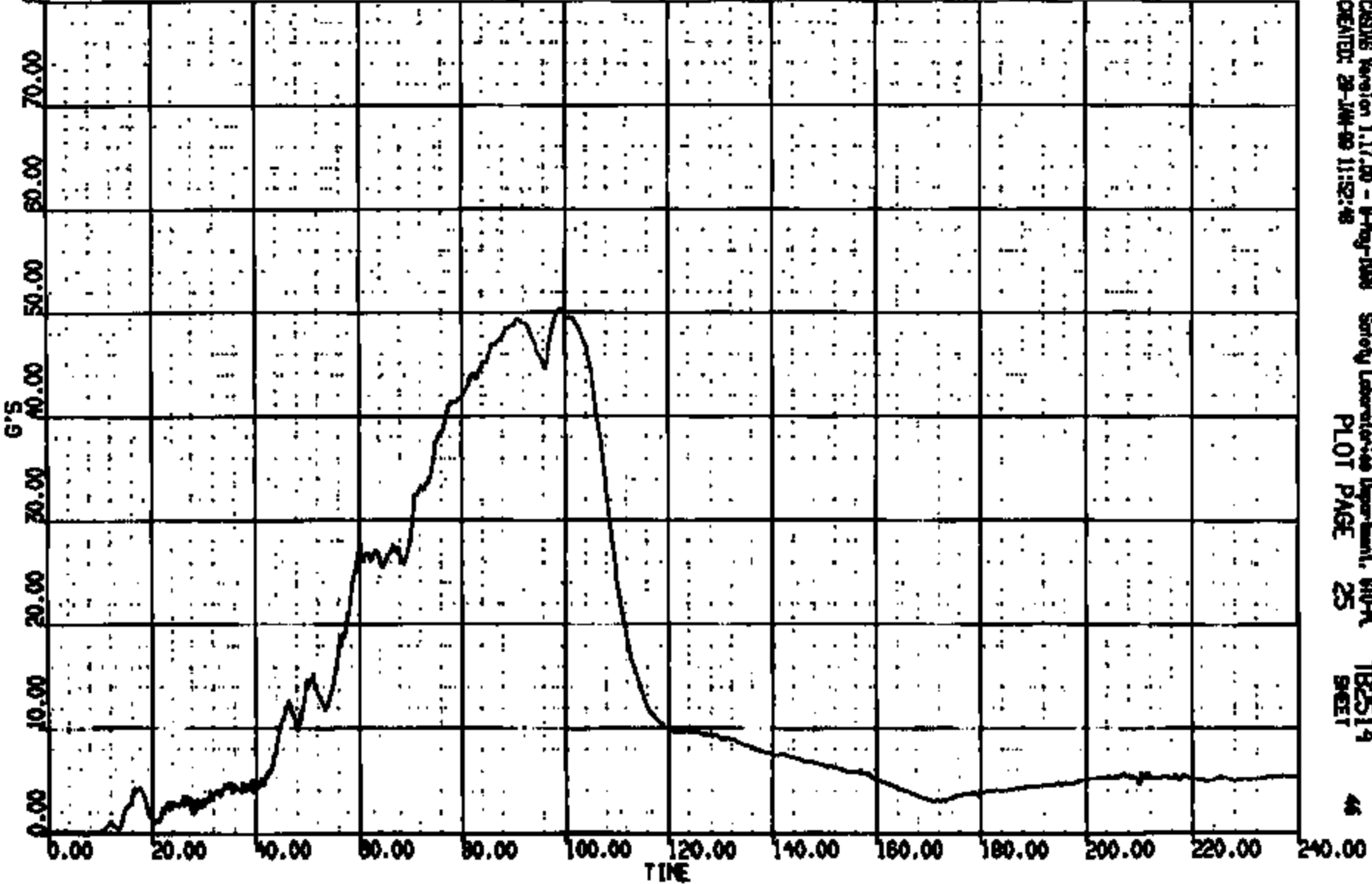
Safety Laboratory Department, STD-PL
PLOT PAGE 56

TB2514
SHEET

CRIS 0011327

ID: 11227 TO: TB2514 DATE: 980128 11:09:22
 D: 160
 H: 498.0 DUR: 240.0 T1/TR: 58.5 // 110.
 H: 472.0 DUR: 38.0 T1/TR: 72.1 // 108.
 H: 248.0 DUR: 15.0 T1/TR: 55.2 // 108.

(1005) CR11327 R/F DUMMY HEAD C.G. RES 1000C
 MAX = 50.39 at 99.28 MS MIN = 0.6189E-02 at 7.50 MS **AXIS 1**



CASRE Version 1.17.00 - 8-Aug-1998 Safety Laboratory Department, 800-A
 CREATED: 28-JAN-99 11:52:48 PLOT PAGE 25 SHEET 46

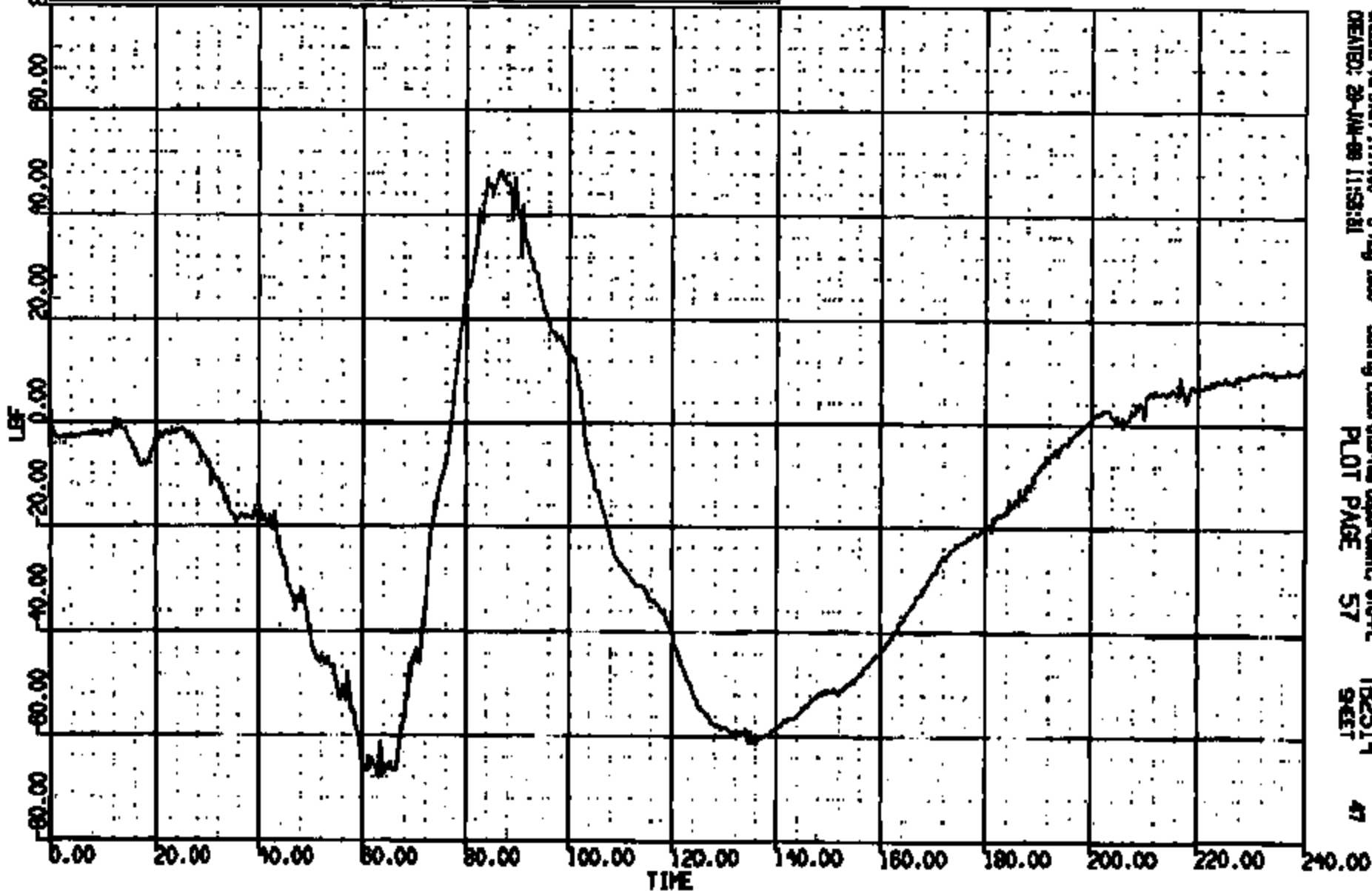
CRIS 0011327

CR #: 11327 TO: T82514 DATE: 990128 11:08:22
2000 D-188

(26) CR11327 R/F DUMMY NECK UPPER LOW FX 1000C

MAX = 48.47 at 85.80 MS MIN = -68.13 at 82.95 MS

AXIS 1



CASUS Version 1.17.00 - 6-May-1999
CREATED: 28-JUN-99 11:53:31

Safety Laboratories Department, 670-A
PLOT PAGE 57

T82514
SHEET

47

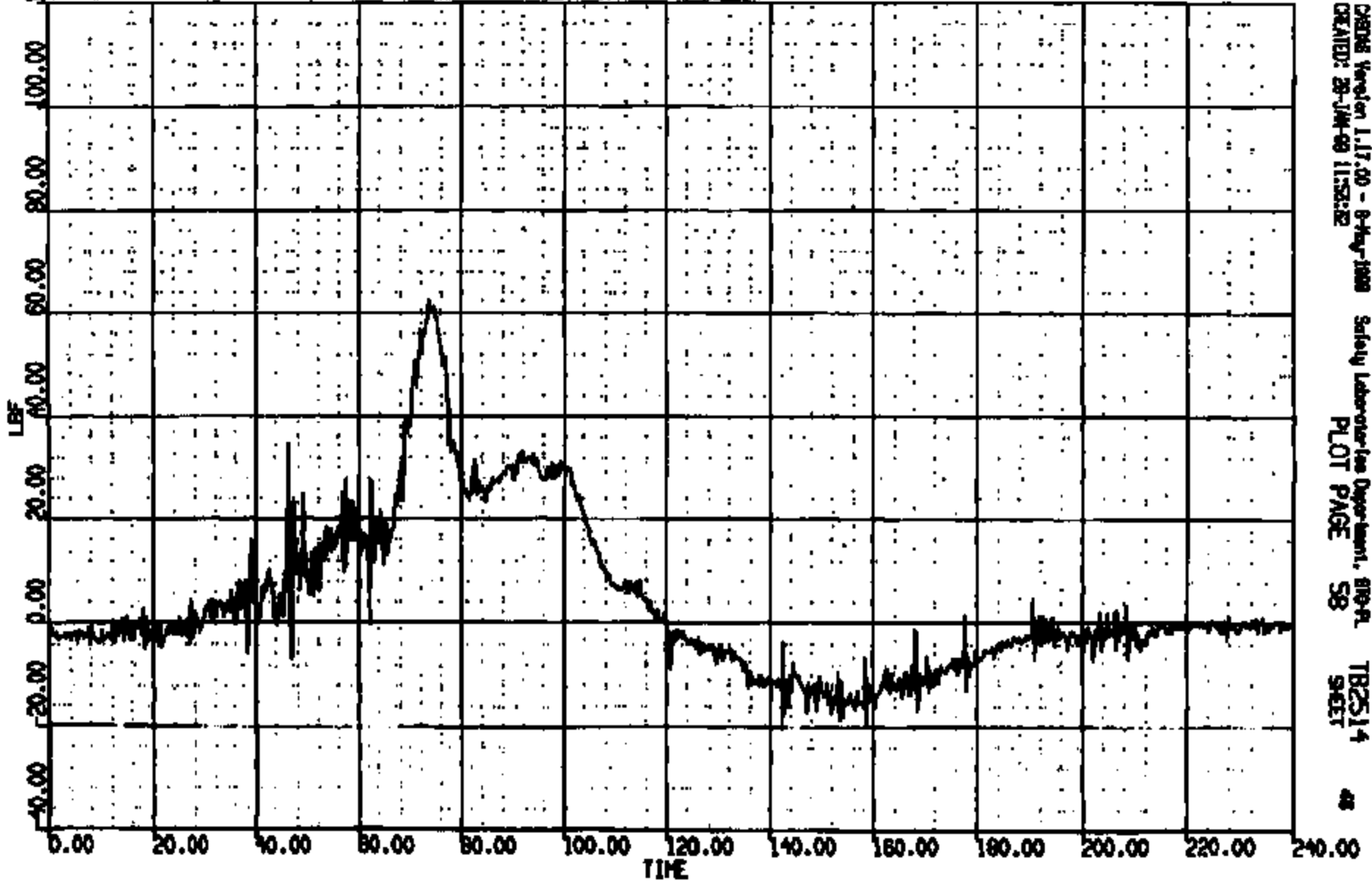
CR11327

CR R: 11327 TO: TB2514 DATE: 990128 11:08:22
2000 D-188

(27) CR113271 R/F DUMMY NECK UPPER LOAD FY 1000c

MAX = 62.21 at 73.60 MS MIN = -29.58 at 142.2 MS

AXIS 1



CRS06 Version 1.17.00 - 8-Feb-1999 Safety Laboratories Department, 819-PL TB2514
CREATED: 28-JAN-99 11:52:32 PLOT PAGE 58 SHEET 42

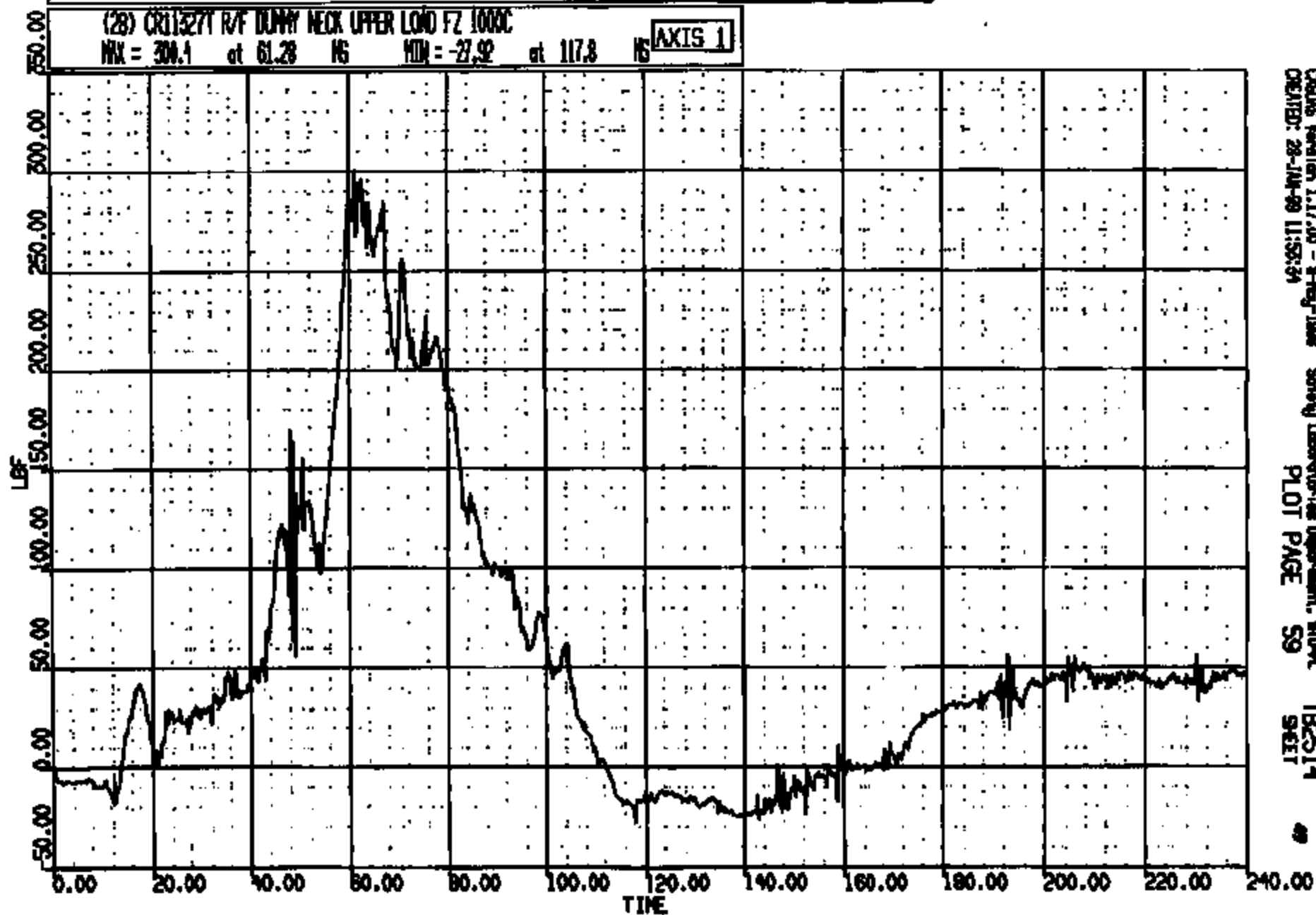
CRIS 0011327

CR R: 11327 TO: TB2514 DATE: 860128 11:09:22
2000 0-186

(28) CR113271 R/F DUMMY NECK UPPER LOAD FZ 1000C

MAX = 300.1 at 61.28 MS MIN = -27.92 at 117.8 MS

AXIS 1



CRSUS Version 1.17.00 - 8-Aug-1988
CREATED: 28-JAN-89 11:53:24

Safety Laboratories Department, RFD-4
PLOT PAGE 59

TB2514
SHEET

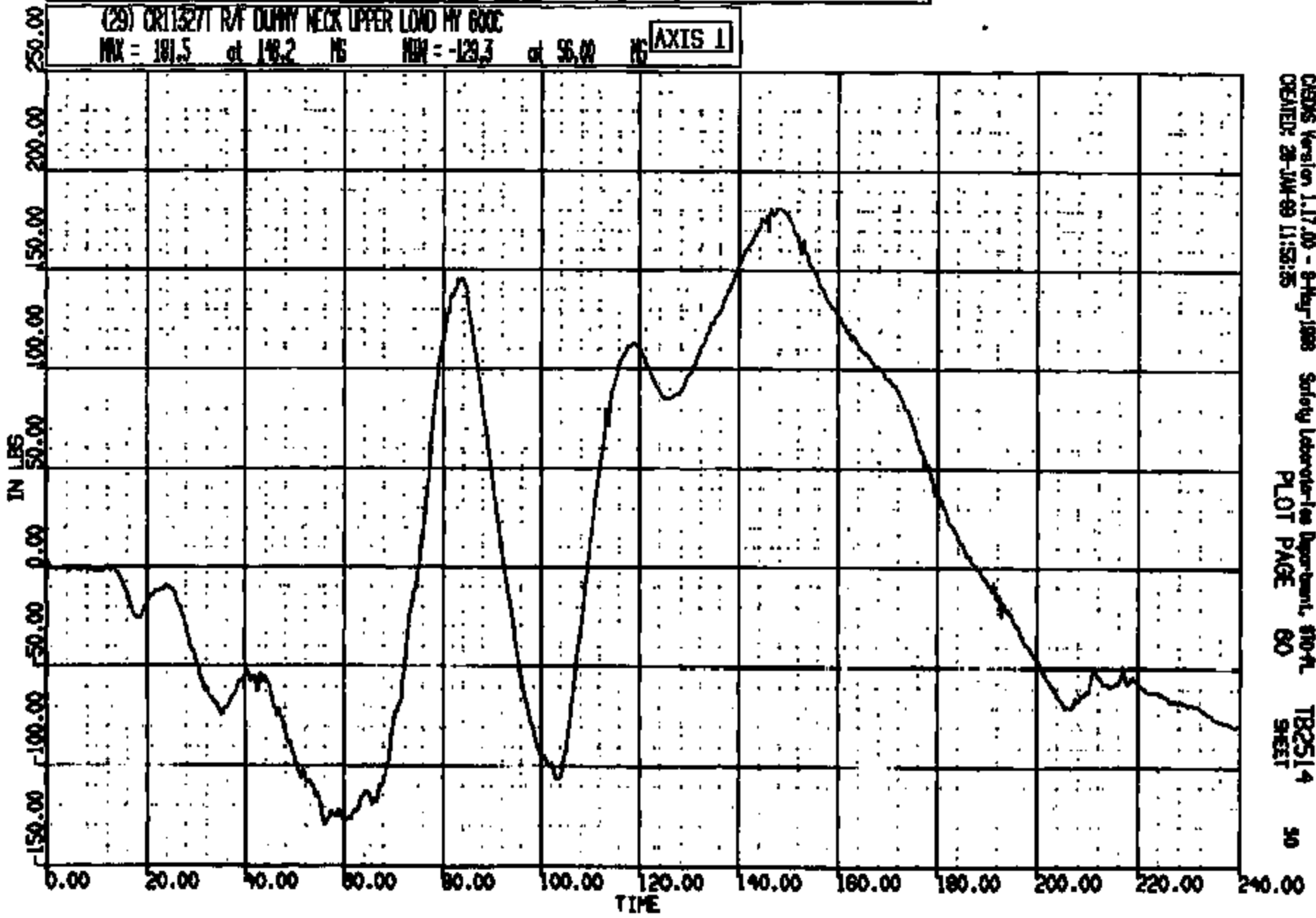
CRIS 0011327

CR R: 11327 TO: TB2514 DATE: 990128 11:09:22
2000 D-100

(29) CR113271 R/F DUMMY NECK UPPER LOAD MY 600C

MAX = 181.5 at 148.2 MS MIN = -129.3 at 96.00 MS

AXIS 1

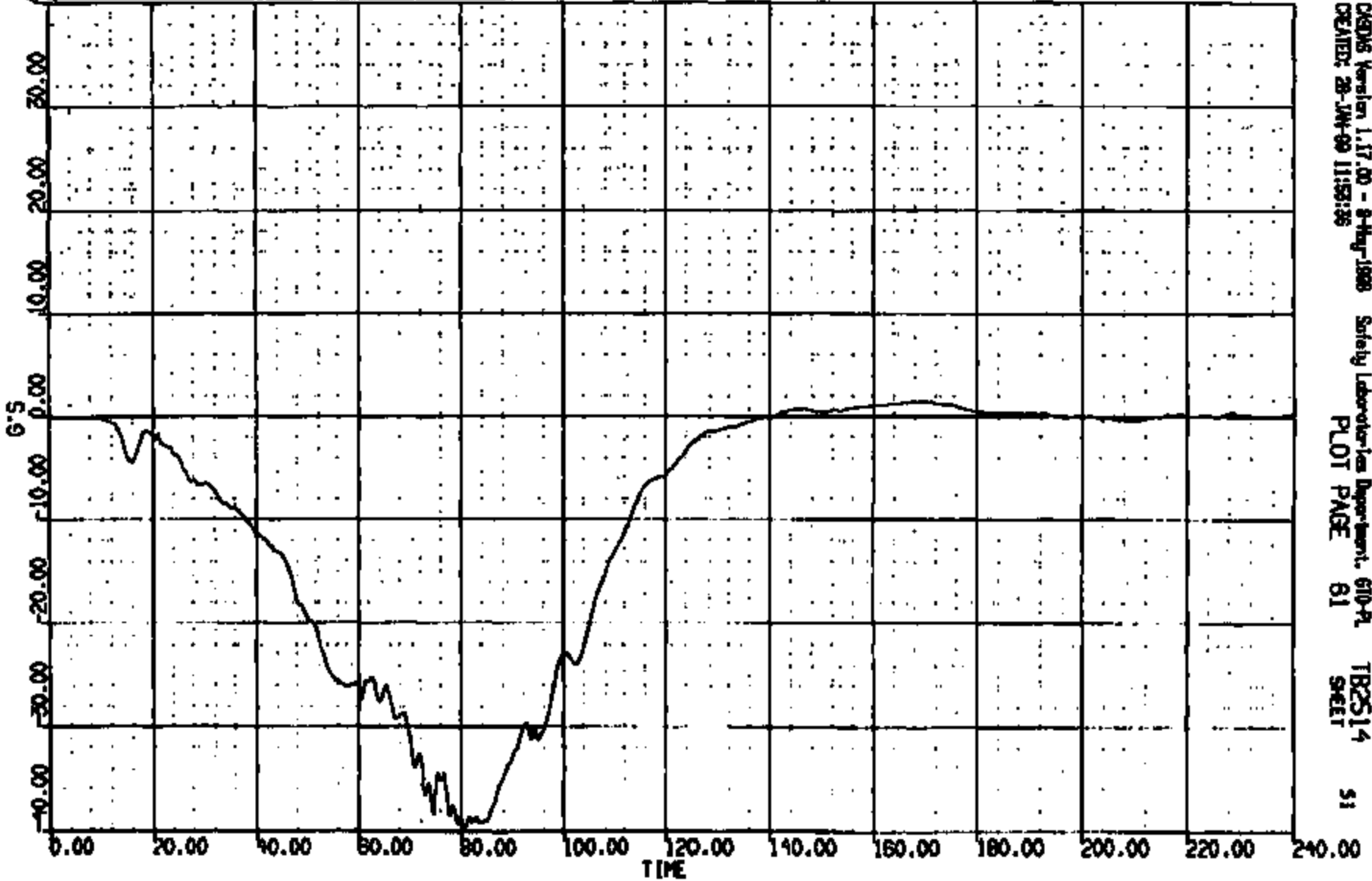


CRDS Version 1.17.00 - 8-May-1998 Safety Laboratories Department, 810-A
CREATED: 28-JAN-99 11:53:25 PLOT PAGE 60 SHEET 50

CR11327

CR #: 11327 TO: T82514 DATE: 990129 11:09:22
2000 D-186

(30) CR113271 R/F DUNNY CHEST LONG 180C
MAX = 1.471 at 109.9 NS MIN = -39.78 at 80.61 NS **AXIS 1**



CHDS Version 1.17.00 - 8-Aug-1999 Safety Laboratories Department, 610-PL T82514
CREATED: 29-JUN-99 11:59:36 PLOT PAGE 61 SHEET 51

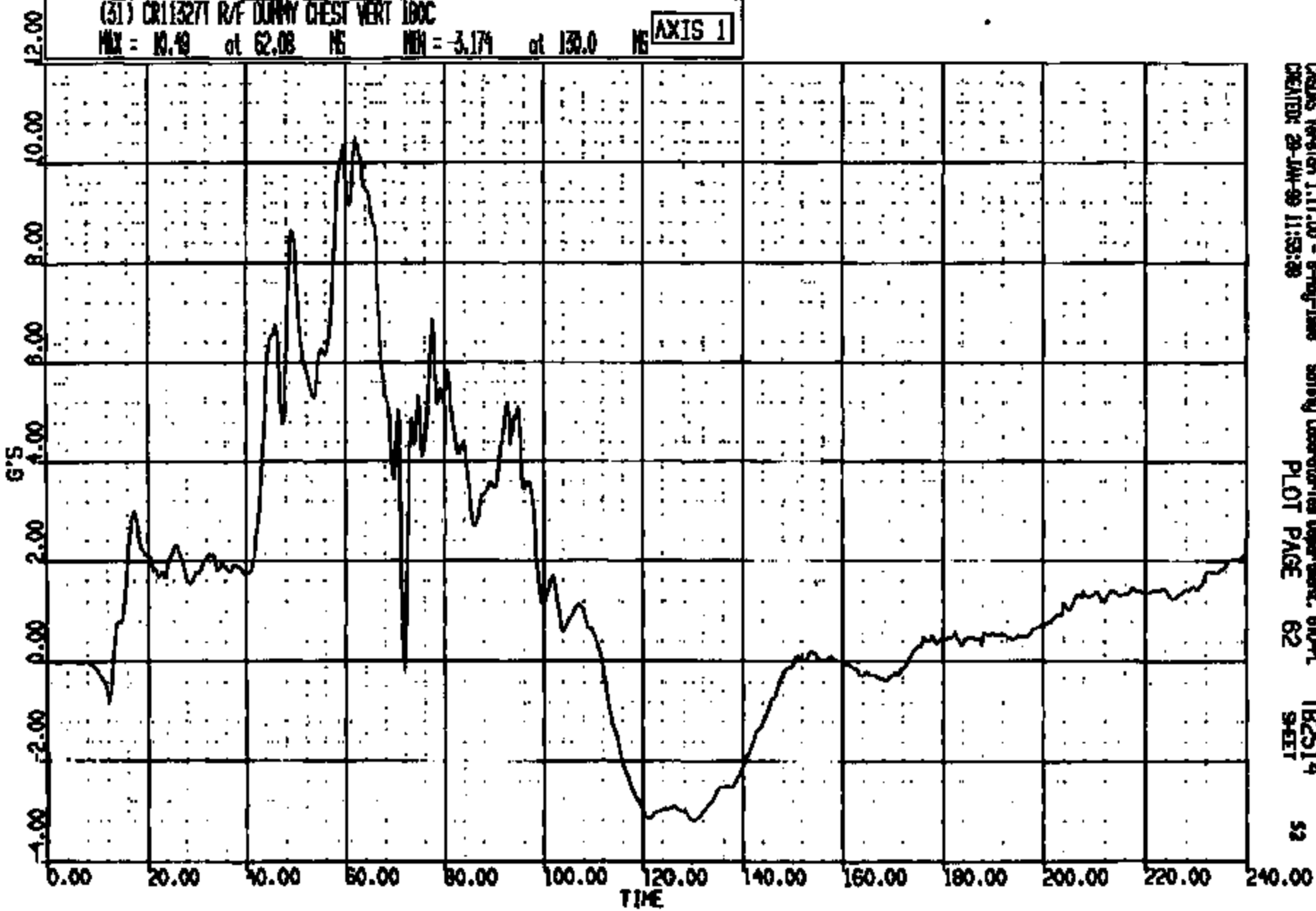
CRIS 0011327

CR R: 11327 TO: TB2514 DATE: 800128 11:08:22
8000 D-188

(31) CR113271 R/F DUNNY CHEST VERT IDOC

MAX = 10.49 at 62.08 NS MIN = -3.174 at 130.0 NS

AXIS 1



CRS Version 1.17.00 - 8-Aug-1988
CREATED: 28-JAN-89 11:53:38

Safety Laboratories Department, 800-PL
PLOT PAGE 62

TB2514
SHEET

52

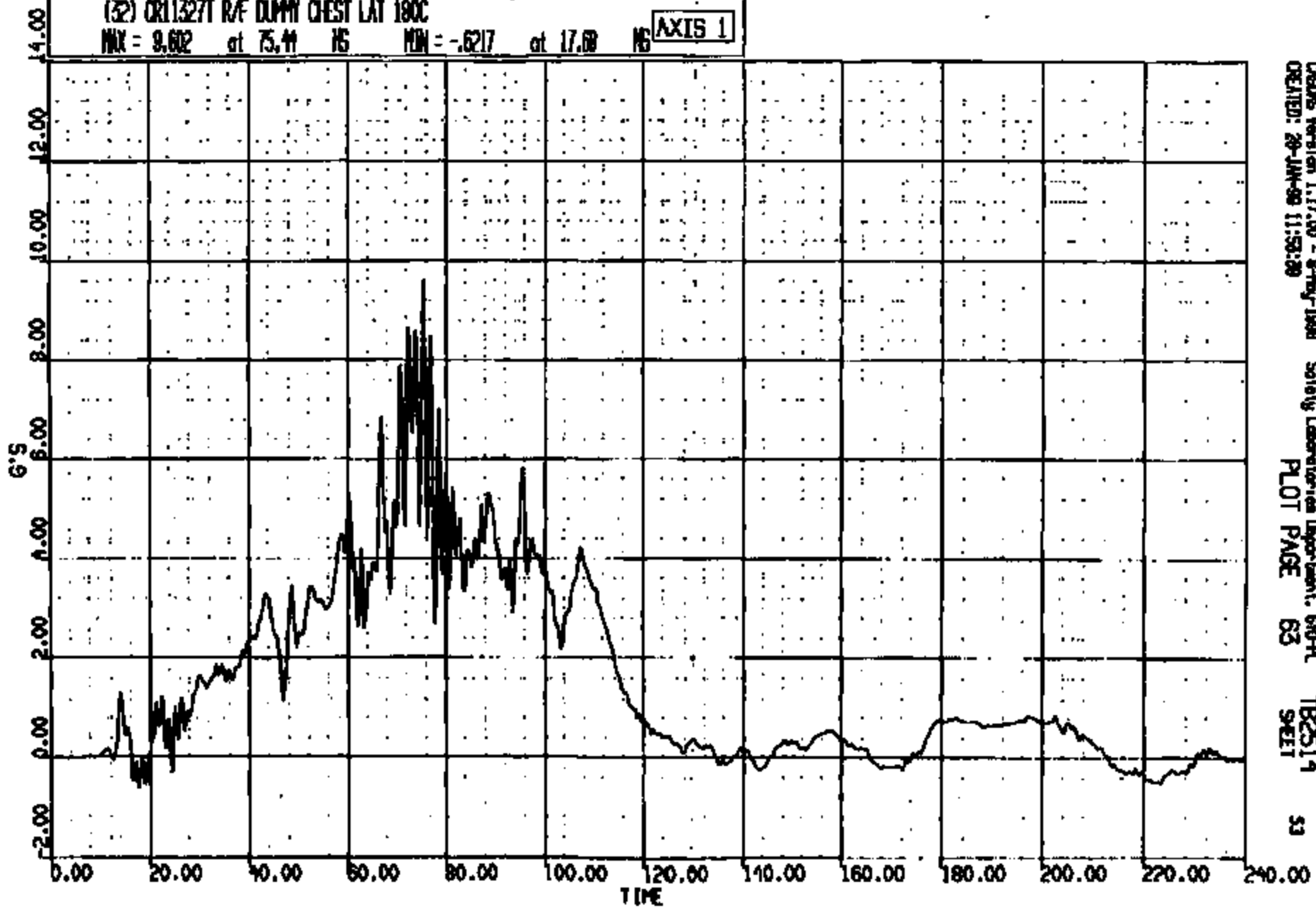
CRIS 0011327

CR R: 11327 TO: TB2514 DATE: 990128 11:00:22
2000 0-198

(52) CR11327I R/F DUMMY CHEST LAT 190C

MAX = 9.602 at 75.41 MS MIN = -.6217 at 17.60 MS

AXIS 1



CRAMS Version 1.17.00 - 8-May-1999
CREATED: 28-JAN-99 11:58:28

Safety Laboratories Department, 680-PL
PLOT PAGE 63

TB2514
SHEET

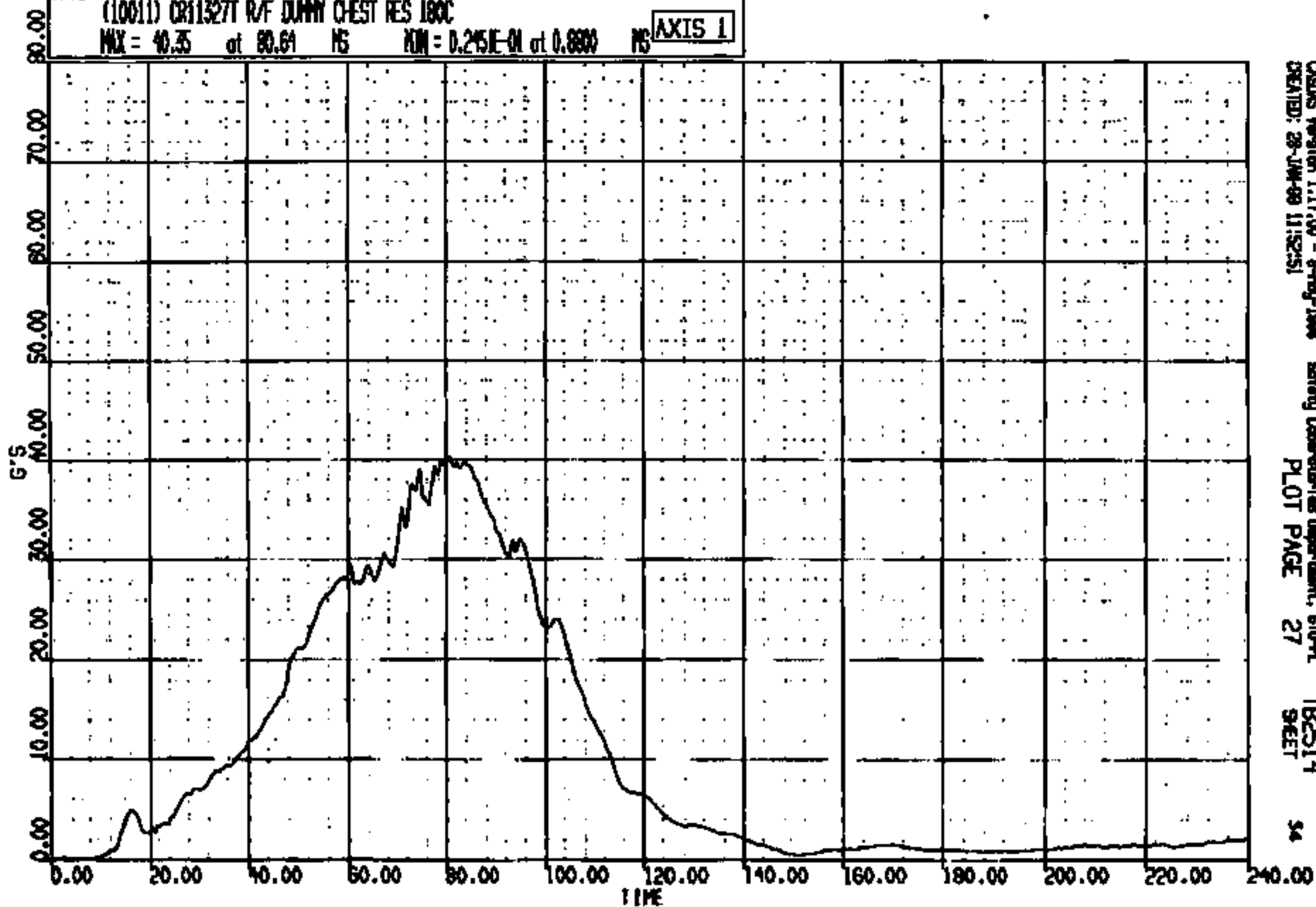
53

CRTS 0011327

CR R: 11327 TO: TB2514 DATE: 990126 11:09:22
2000 D-188
CUMDUR = 59.870 Duration time = 2.9947

(10011) CR11327T R/F DUMMY CHEST RES 180C
MAX = 40.35 at 80.64 NS MIN = 0.245E-01 at 0.8800 NS

AXIS 1



CADDS Version 1.17.00 - 8-Aug-1998
CREATED: 28-JAN-99 11:52:51

Safety Laboratories Department, 610-PL
PLOT PAGE 27

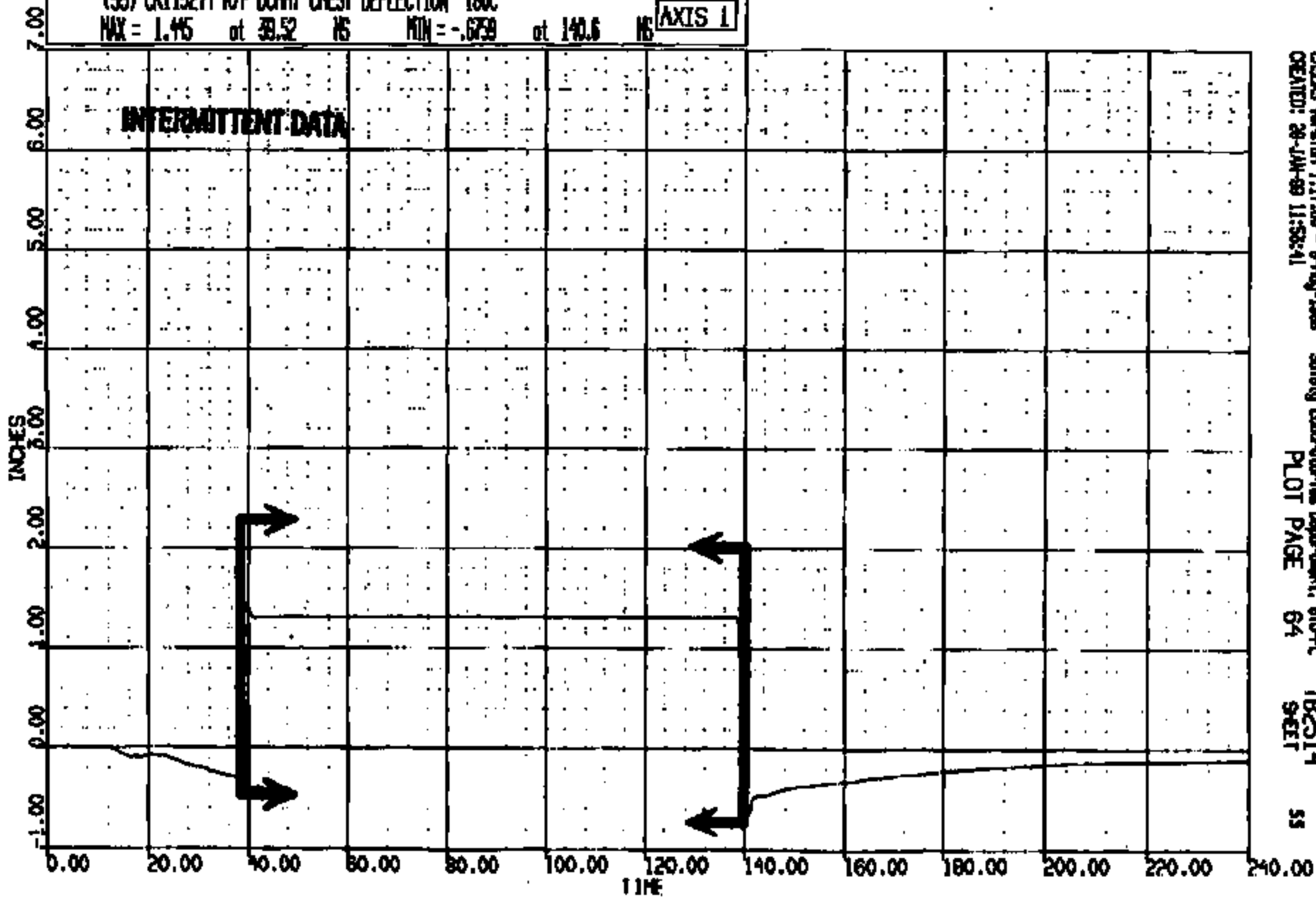
TB2514
SHEET

34

CRTS 0011327

DATA RE: 11327 TO: TB2514 DATE: 060120 11:09:22
2000 D-198

(33) CR11327 R/F DUNY CHEST DEFLECTION 180C
MAX = 1.45 at 39.52 MS MIN = -.6750 at 140.6 MS **AXIS 1**

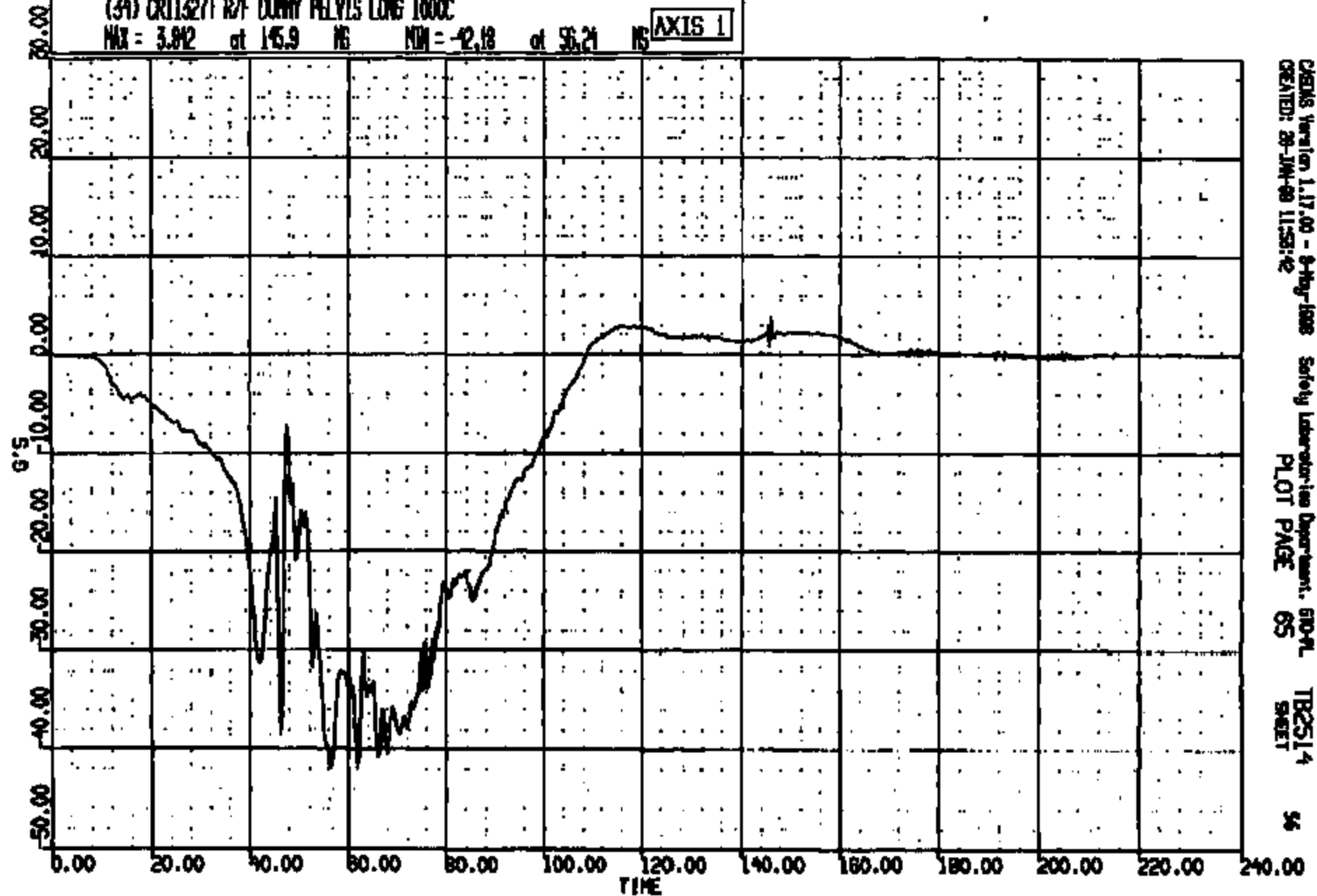


ORDS Version 1.17.00 - 0-May-1988 Safety Laboratory Department, 610-PL TB2514
CREATED: 28-JAN-89 11:53:41 PLOT PAGE 64 9-SET 55

CRTS 0011327

CR R: 11327 TO: TB2514 DATE: 090128 11:09:22
2000 0-188

(34) CR11327T R/F CURRY PELVIS LONG 1000C
MAX = 3.812 at 145.9 NS MIN = -12.18 at 56.21 NS **AXIS 1**



CRS Version 1.17.00 - 8-Aug-1988 Safety Laboratories Department, 610-9L TB2514 54
CREATED: 28-JUN-89 11:53:42 PLOT PAGE 65 SHEET

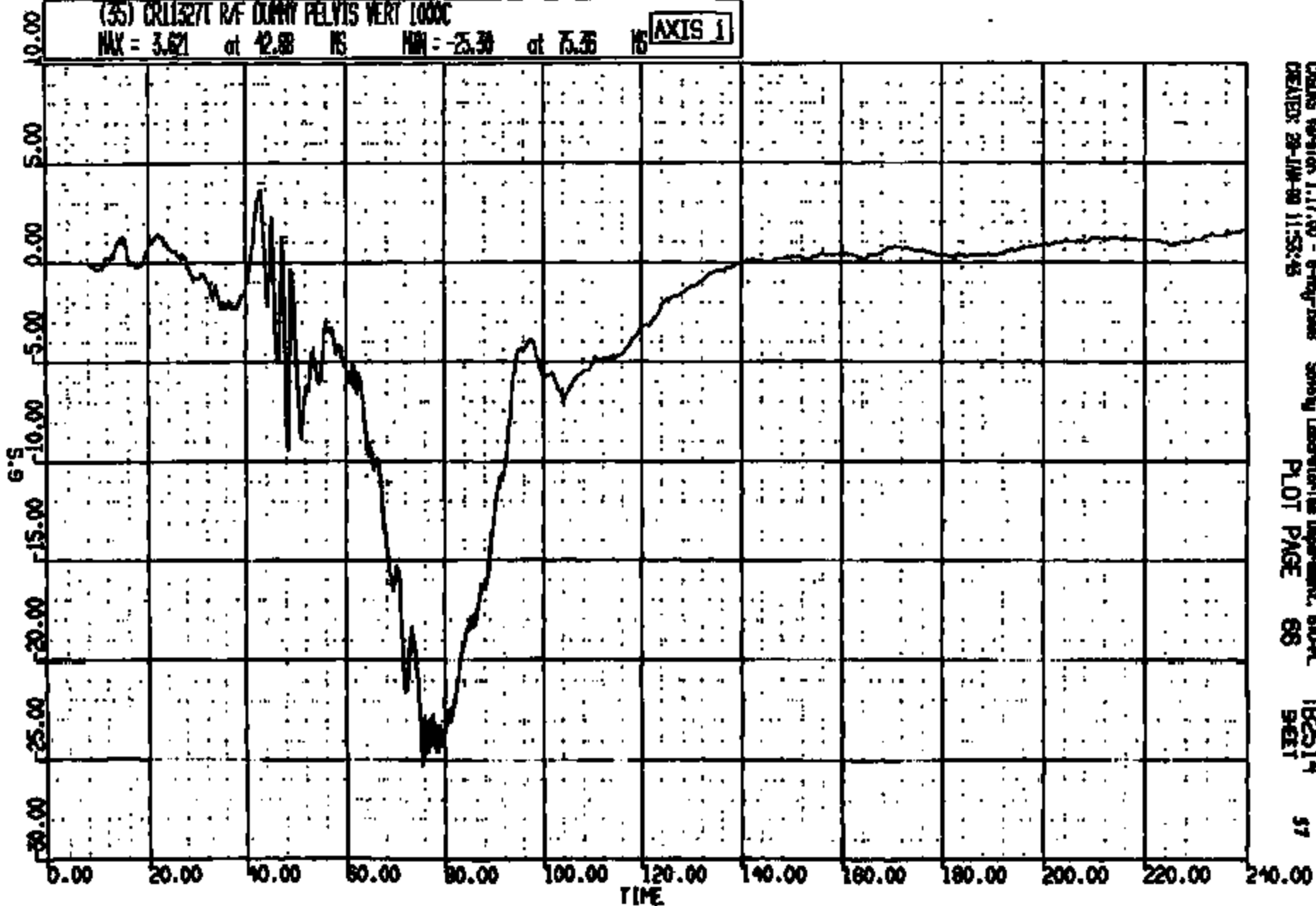
CRIS 0011327

CR R: 11327 TO: T82514 DATE: 990138 11:08:22
2000 0-188

(35) CR11327 R/F DUMMY PELVIS VERT 1000C

MAX = 3.621 at 42.88 MS MIN = -25.38 at 75.35 MS

AXIS 1



CRMS Version 1.17.00 - 8-Aug-1998
CREATED: 29-JUN-99 11:53:43

Safety Laboratory/ies Department, 800-FL

PLOT PAGE 88

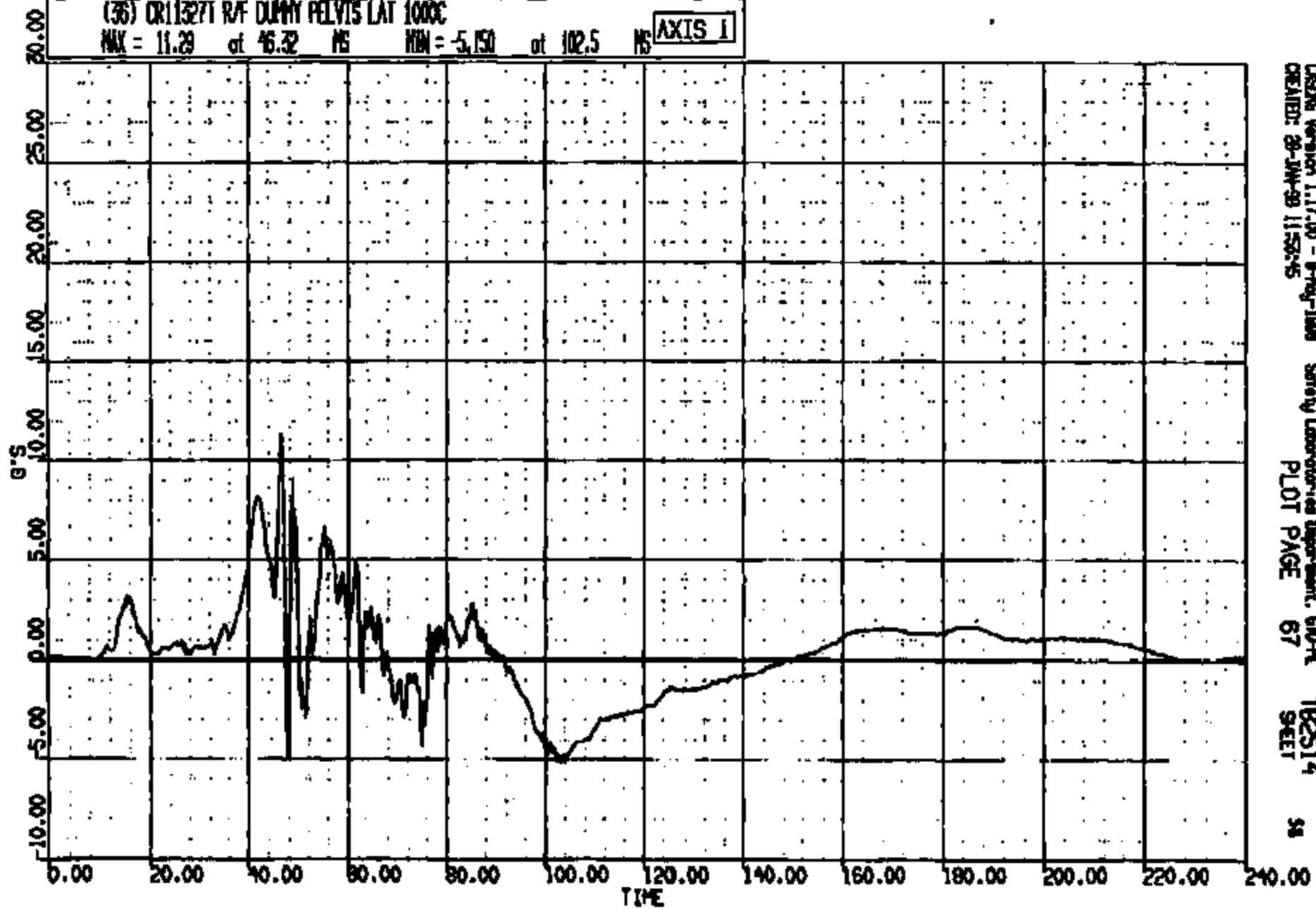
T82514

57

CR15 0011327

DR R: 11327 TO: T82514 DATE: 990129 11:08:22
R000 D-189

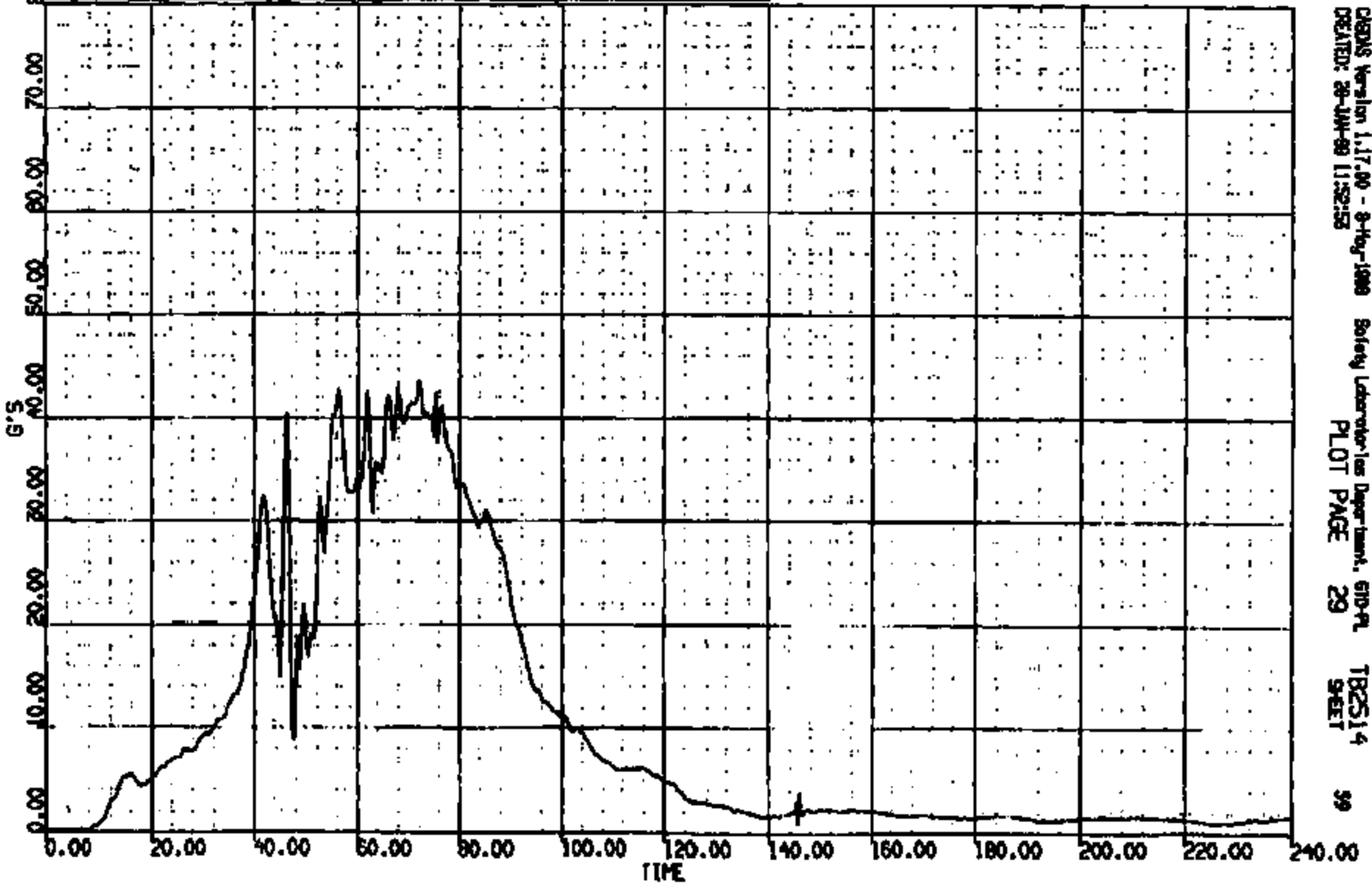
(36) CR113271 R/F DUMMY PELVIS LAT 1000C
MAX = 11.29 at 46.32 MS MIN = -5.150 at 102.5 MS **AXIS 1**



CRYSIS Version 1.17.00 - 8-May-1999 Safety Laboratories Department, 610-PL T82514
CREATED: 29-JAN-99 11:53:45 PLOT PAGE 67 SHEET 34

CR R: 11827 TO: TB2514 DATE: 890128 11:09:22
2000 D-188

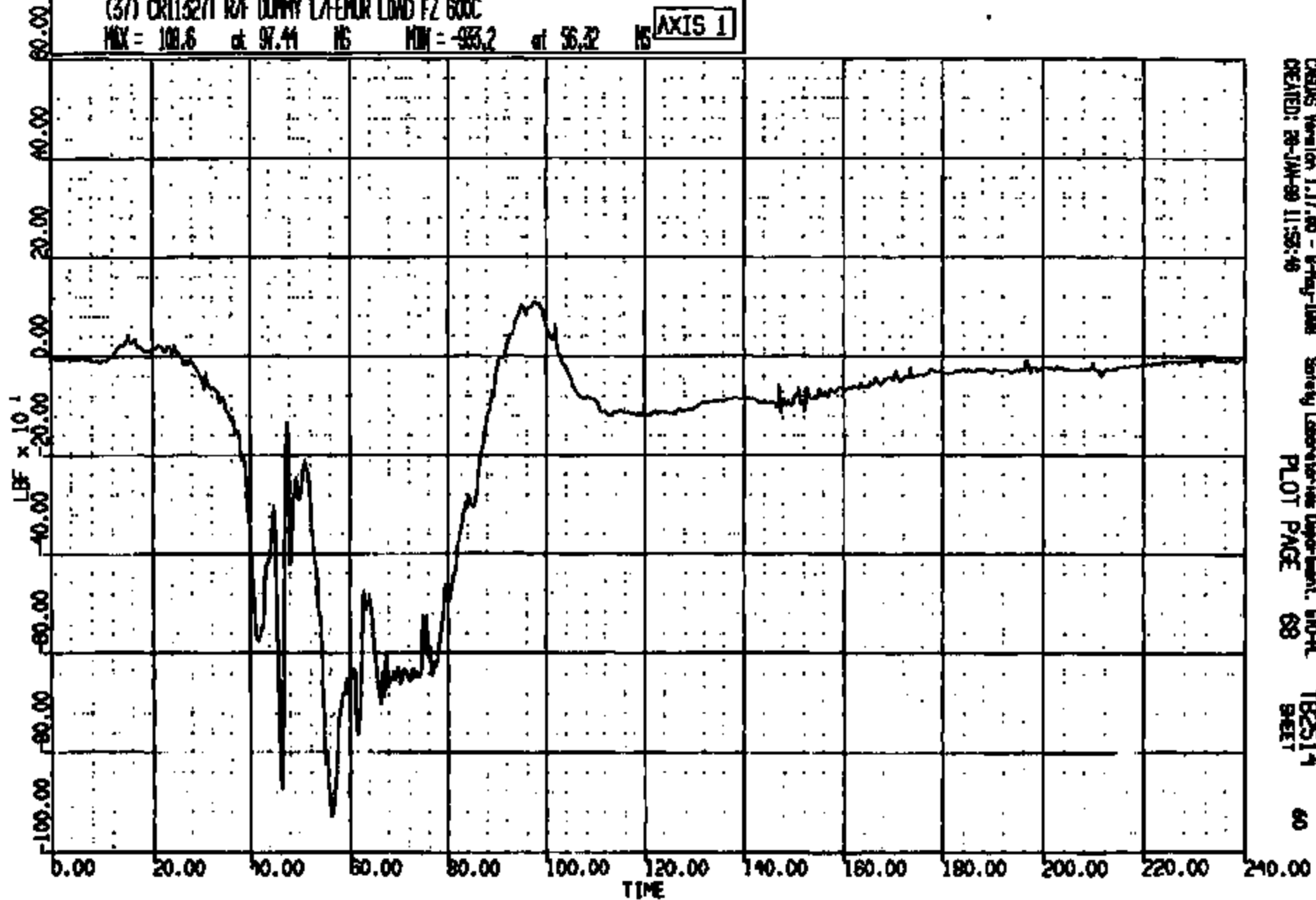
(10014) CR11327 R/F DUMMY PELVIS RES 1000C
MAX = 43.56 at 72.00 MS MIN = 0.1137 at 3.600 MS **AXIS 1**



CRTS 0011327

CR R: 11527 TO: TB2514 DATE: 090128 11:09:22
2000 D-186

(37) CRT1327T R/F DUMMY LA/FEMUR LOAD FZ 600C
MAX = 108.6 at 97.44 HS MIN = -93.2 at 56.32 HS **AXIS 1**



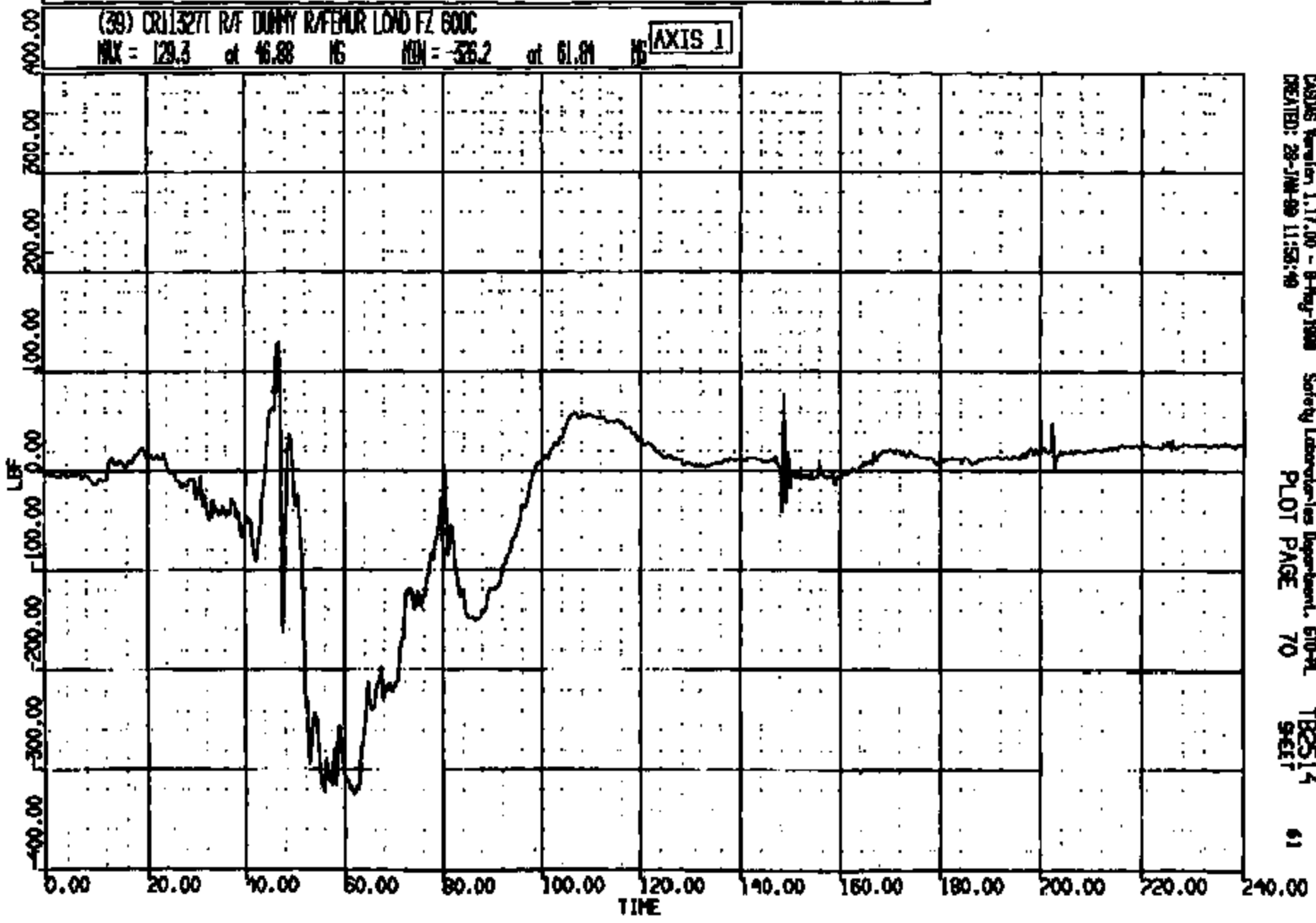
CHESS Version 1.17.00 - 8-May-1988 Safety Laboratories Department, SRO-R
CREATED: 28-JAN-89 11:53:46
PLOT PAGE 68
TB2514
SHEET 60

CRTS 0011327

CR R: 11327 TO: TB2514 DATE: 990128 11:09:22
2000 D-188

(39) CR11327T R/F DUMMY REFEROR LOAD FZ 600C
MAX = 129.3 at 46.88 NG MIN = -326.2 at 61.81 NG

AXIS 1



CADDS Version 1.17.00 - 8-Aug-1998 Safety Laboratories Department, 610-91
CREATED: 28-JUN-99 11:58:40 PLOT PAGE 70 SHEET 61

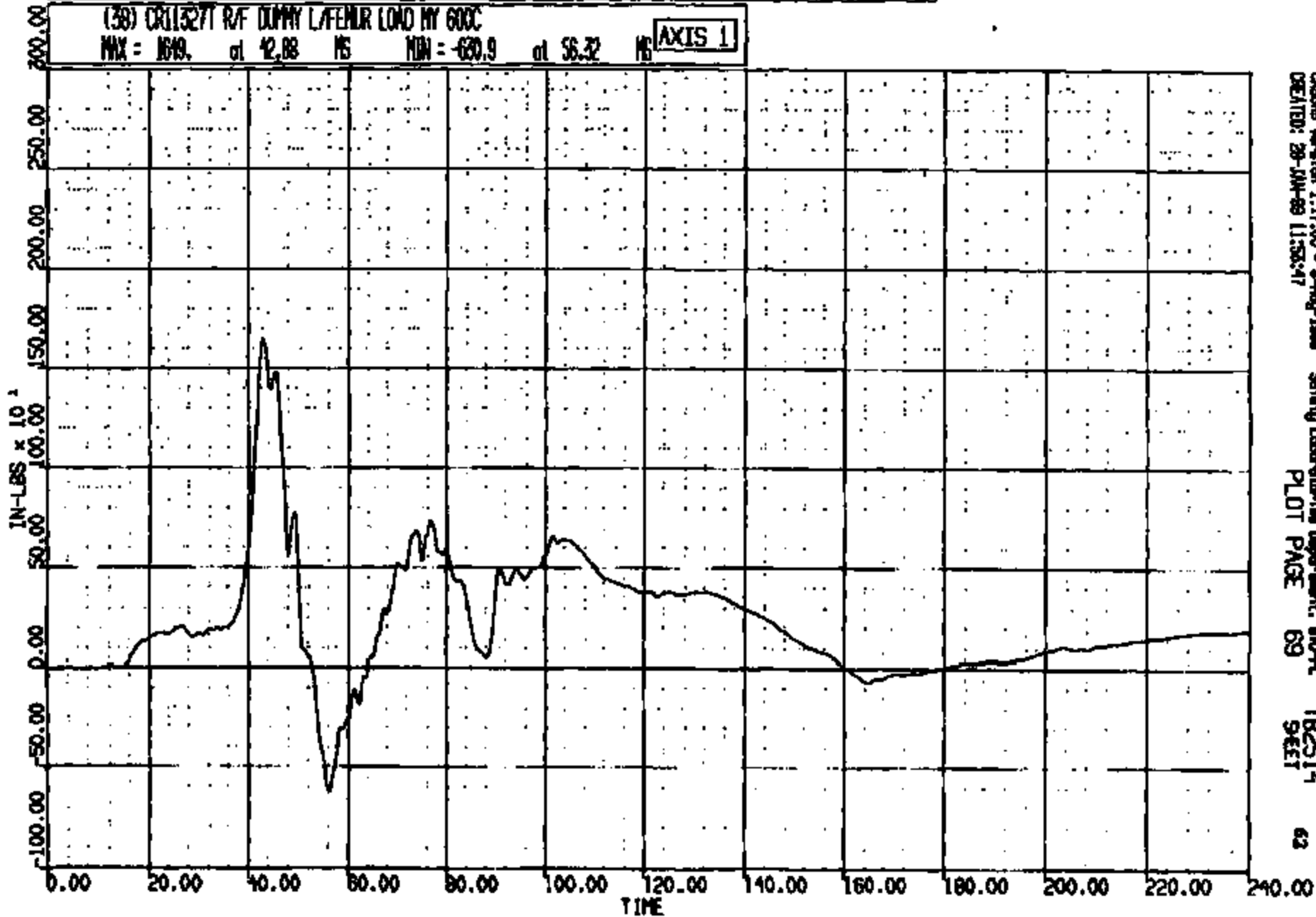
CRIS 0011327

CR R: 11527 TO: TB2514 DATE: 990128 11:09:22
2000 D-188

(38) CR113277 R/F DUMMY L/FEMUR LOAD BY 600C

MAX = 1649. at 42.88 MS MIN = -680.9 at 56.32 MS

AXIS 1



CADDS Version 1.17.00 - 9-May-1998
CREATED: 28-JUN-99 11:58:47

Safety Laboratory Department, STD-PL

PLOT PAGE 69

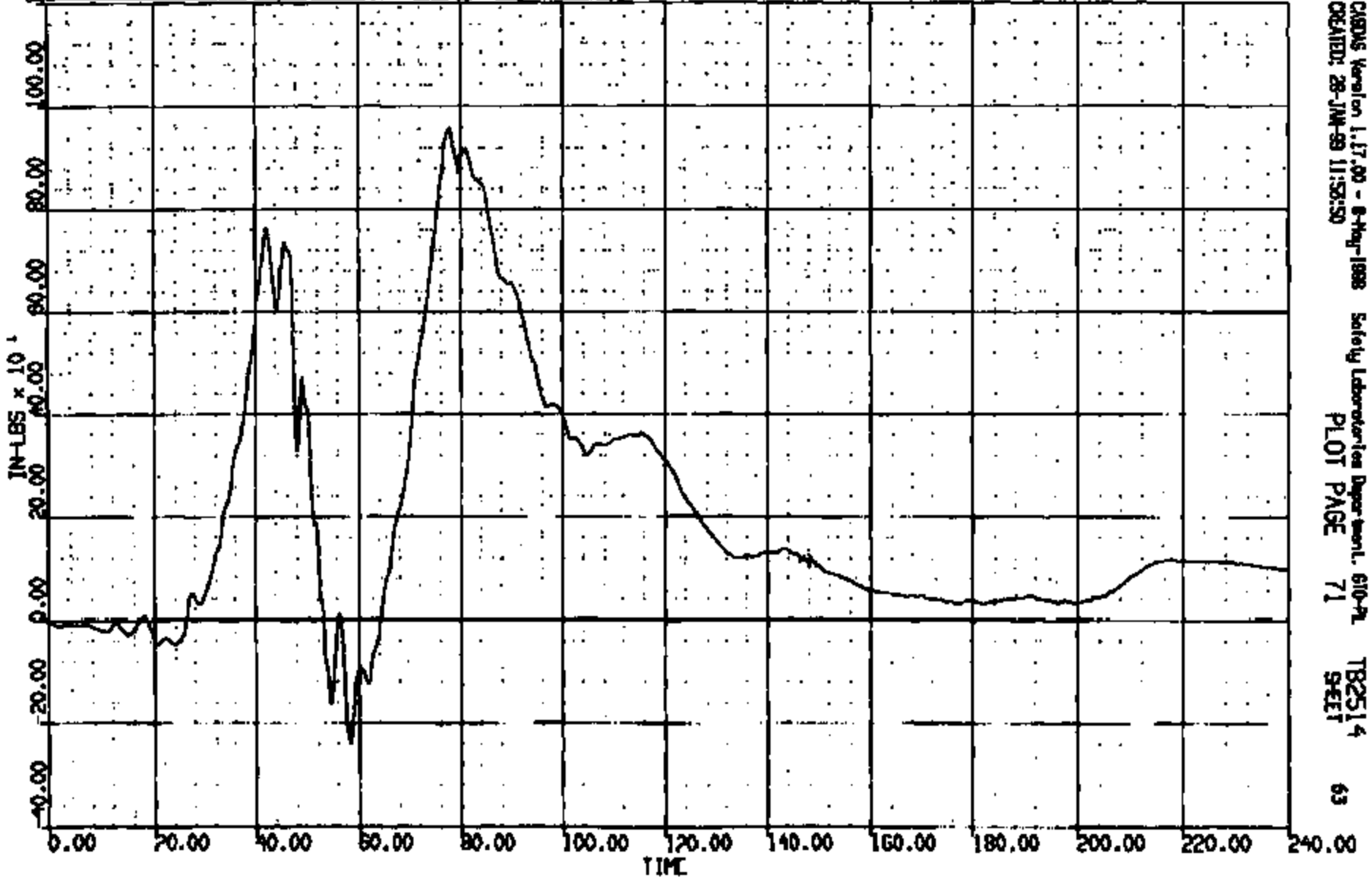
TB2514
SHEET

63

CRIS 0011327

CR R: 11527 TO: TB2514 DATE: 890128 11:08:22
2000 D-188

(40) CR113271 R/F DUMMY R/FEMUR LOAD MY 800C
MAX = 958.1 at 77.81 MS MIN = -241.1 at 58.32 MS **AXIS 1**

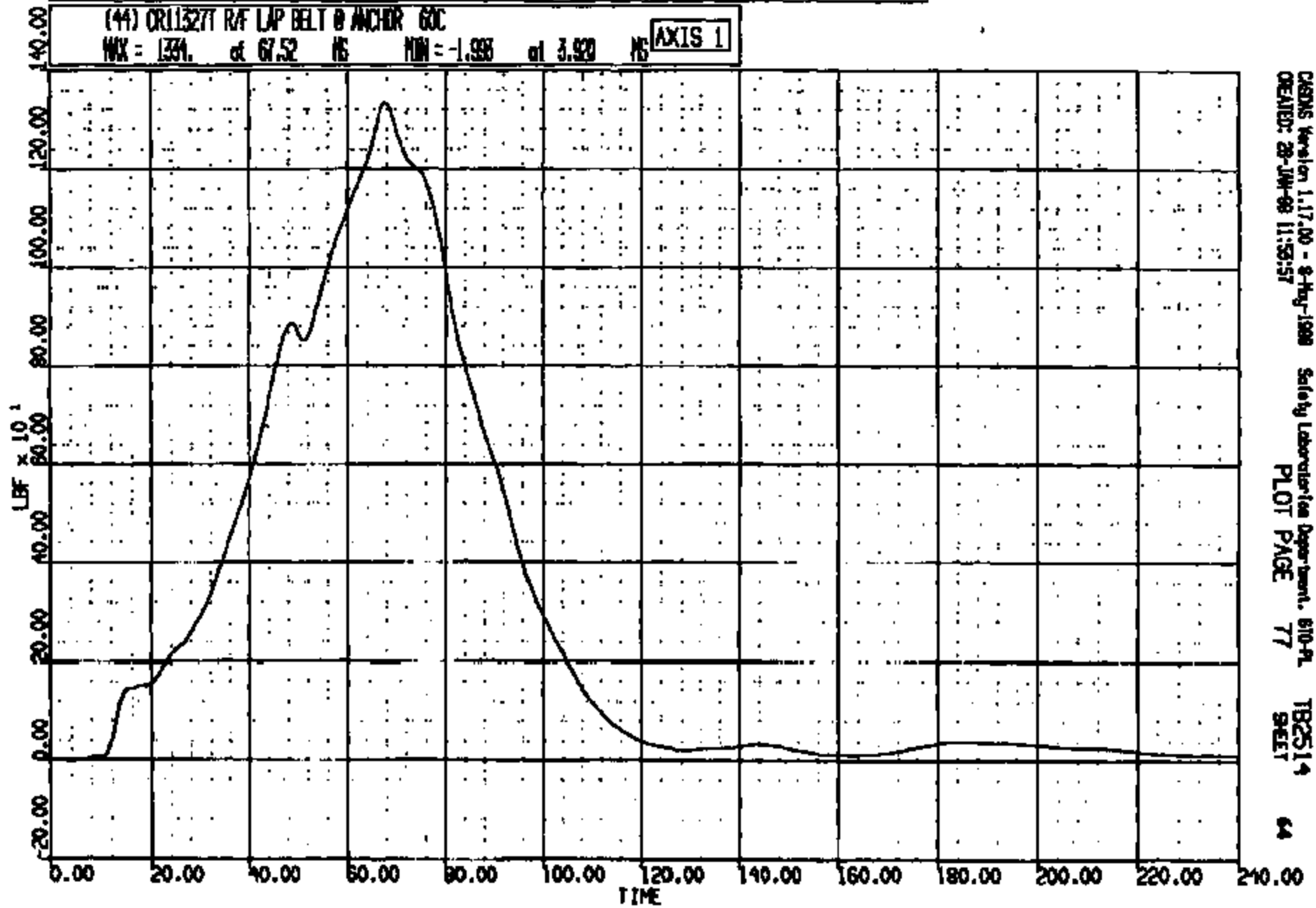


CRONUS Version 1.17.00 - 8-May-1988 Safety Laboratories Department, 610-PL
CREATED: 28-JAN-89 11:53:50 PLOT PAGE 71 TB2514
SHEET 63

CRIS 0011327

CR R: 11327 TO: TB2514 DATE: 890128 11:08:22
2000 D-188

(44) CR113277 R/F LAP BELT @ ANCHOR GOC
MAX = 1.334 at 67.52 MS MIN = -1.998 at 3.920 MS **AXIS 1**

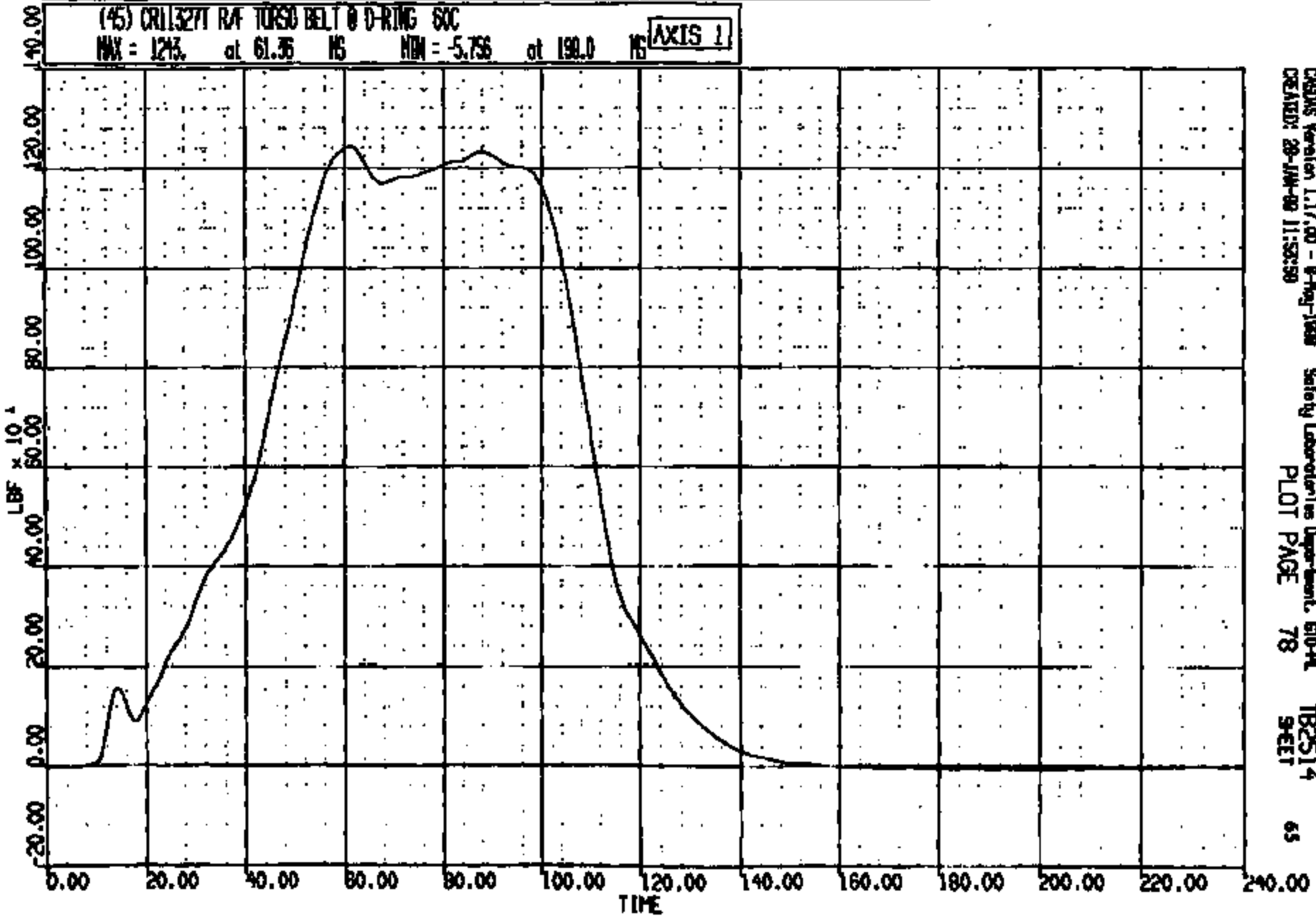


CRSIS Version 1.17.00 - 8-Aug-1988 Safety Laboratories Department, 610-PL
CREATED: 28-JUN-88 11:53:57 PLOT PAGE 77 TB2514 64
SHEET

CRTS 0011327

CR R: 11527 TO: T82514 DATE: 990128 11:09:22
2000 D-196

(45) CR113271 RA TORSO BELT @ D-RING SOC
MAX = 1213. at 61.36 MS MIN = -5.756 at 190.0 MS **AXIS 1**

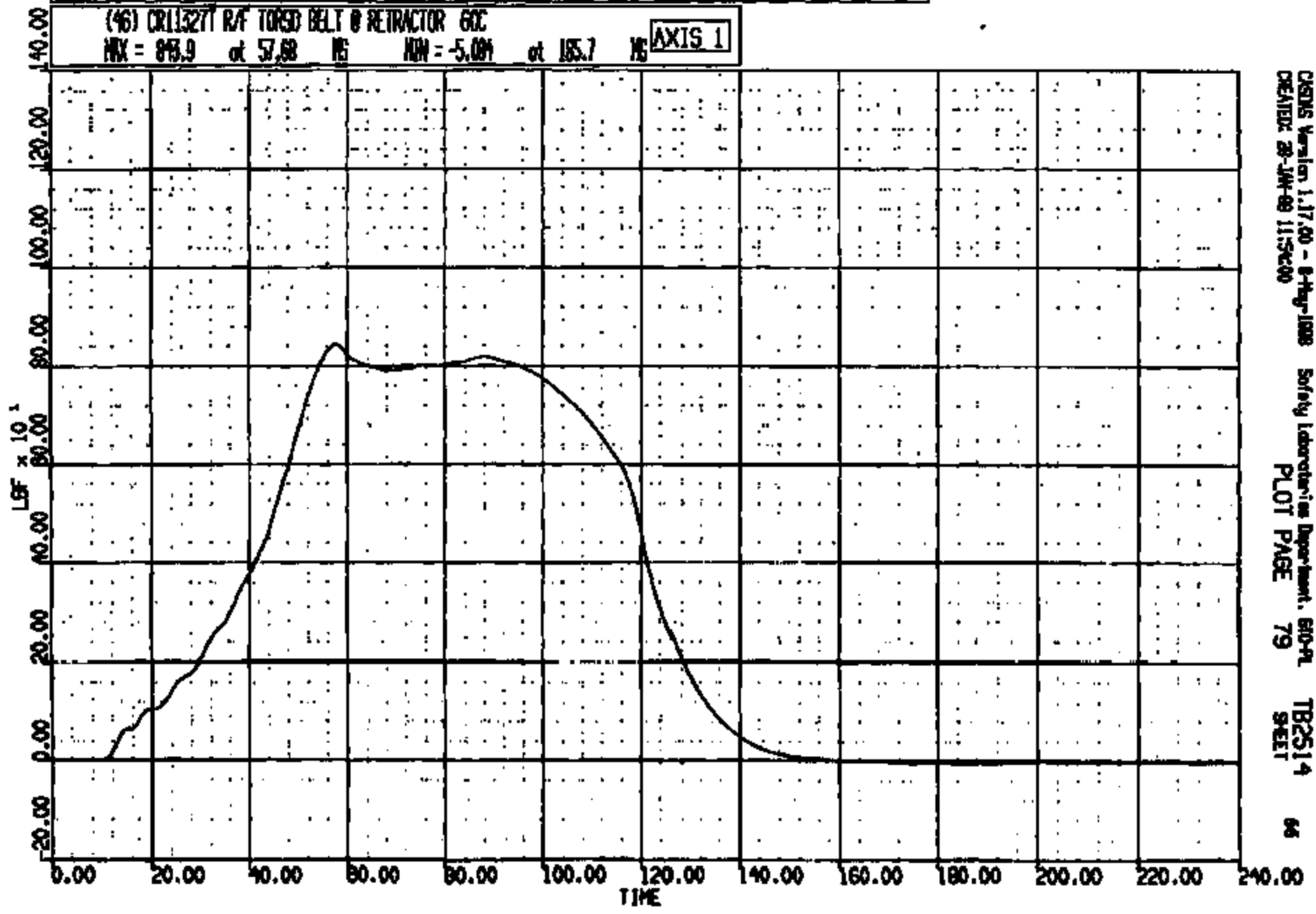


CASAS Version 1.17.00 - 8-May-1998 Safety Laboratories Department, 610-PL T82514
CREATED: 28-JUN-99 11:52:30 PLOT PAGE 78 SHEET 65

CRIS 0011327

CR R: 11527 TD: TB2514 DATE: 890128 11:08:22
P000 D-188

(46) CR11327 R/F TORSO BELT @ RETRACTOR 60C
MAX = 85.9 at 57.88 MS MIN = -5.094 at 185.7 MS **AXIS 1**



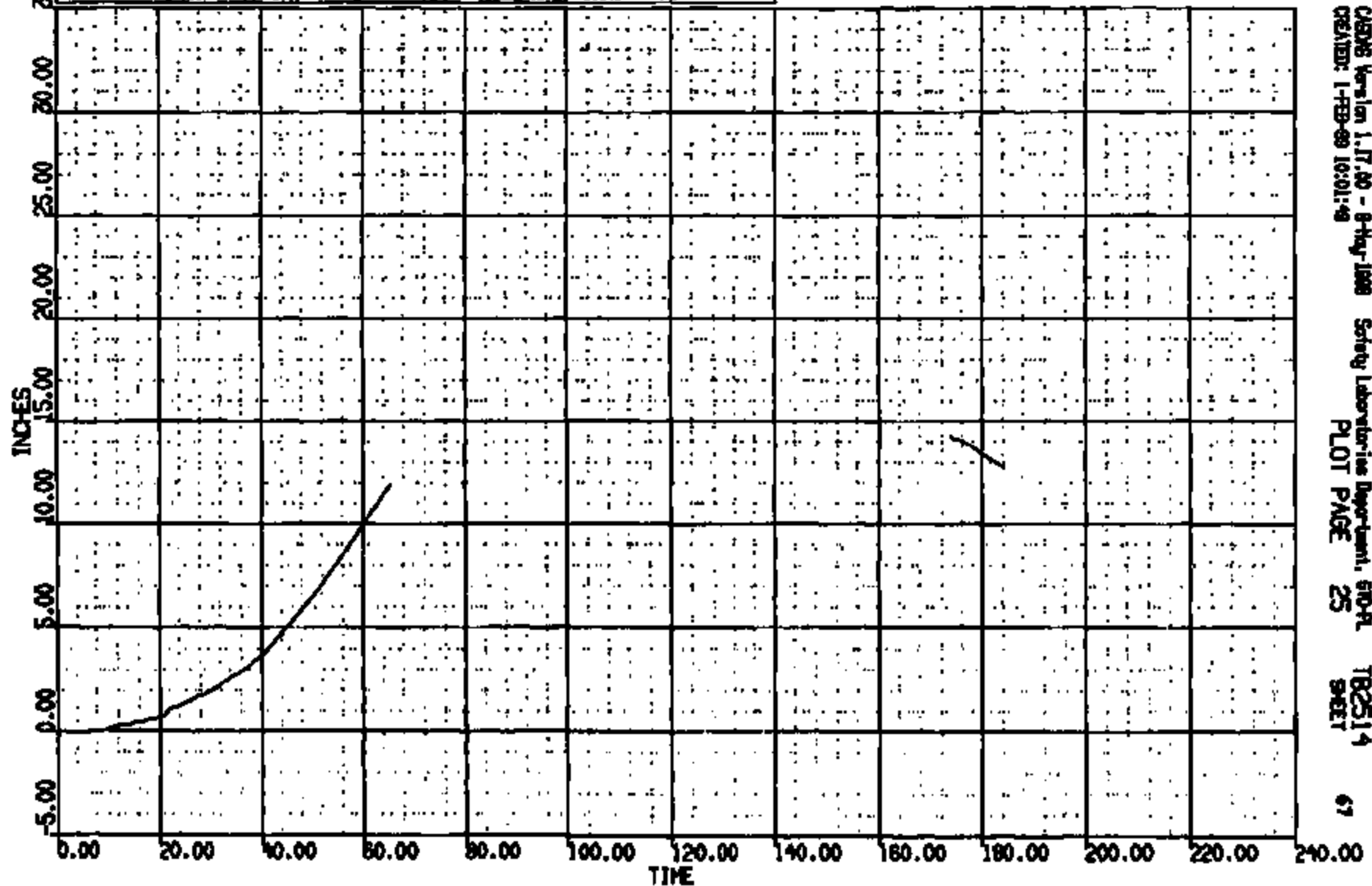
CHEN'S Version 1.17.00 - 8-May-1988 Safety Laboratories Department, 610-PL
CREATED: 28-JAN-89 11:56:00 PLOT PAGE 79 TB2514 66
SHEET

CRTS 0011327

CR #: 11827 TO: TB2514 DATE: 220128 11:09:22
2000 D-198

(0) CR11327 R S HEAD PASS WY R WRR AT B PL LONG DISP
MAX = 14.26 at 173.5 MS MIN = -3.012-01 at 5.898 MS

AXIS 1

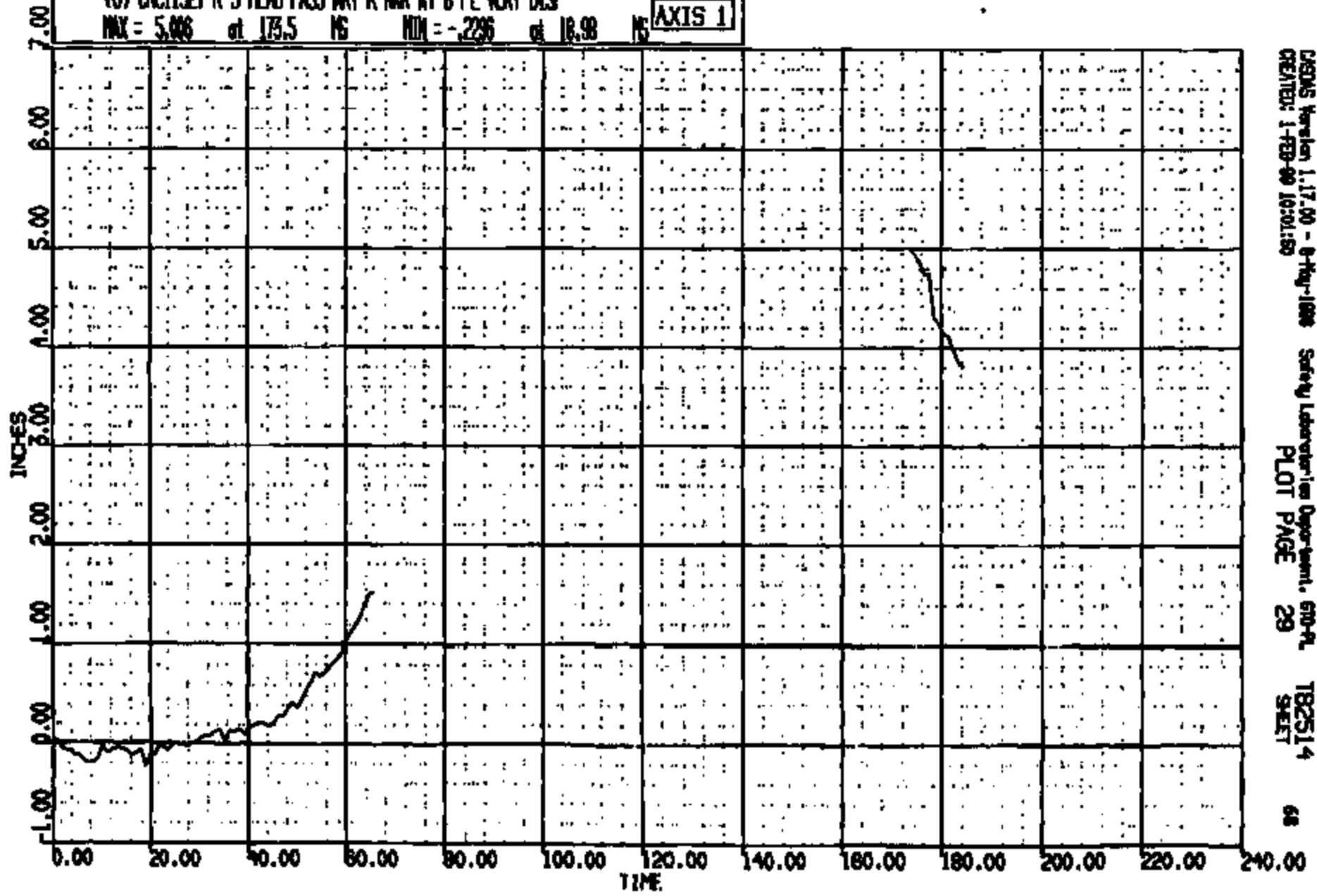


CASMS Version 1.17.00 - 8-May-1998 Safety Laboratories Department, SRO-PL
CREATED: 1-FEB-99 10:01:49 PLOT PAGE 25 SHEET 67

CR11327

CR R: 11327 TO: T82514 DATE: 880128 11:09:22
2000 0-188

(0) CR11327 R S HEAD PASS WRT R WDR AT B PL VERT DISP
MAX = 5.006 at 173.5 MS MIN = -.2296 at 18.98 MS **AXIS 1**



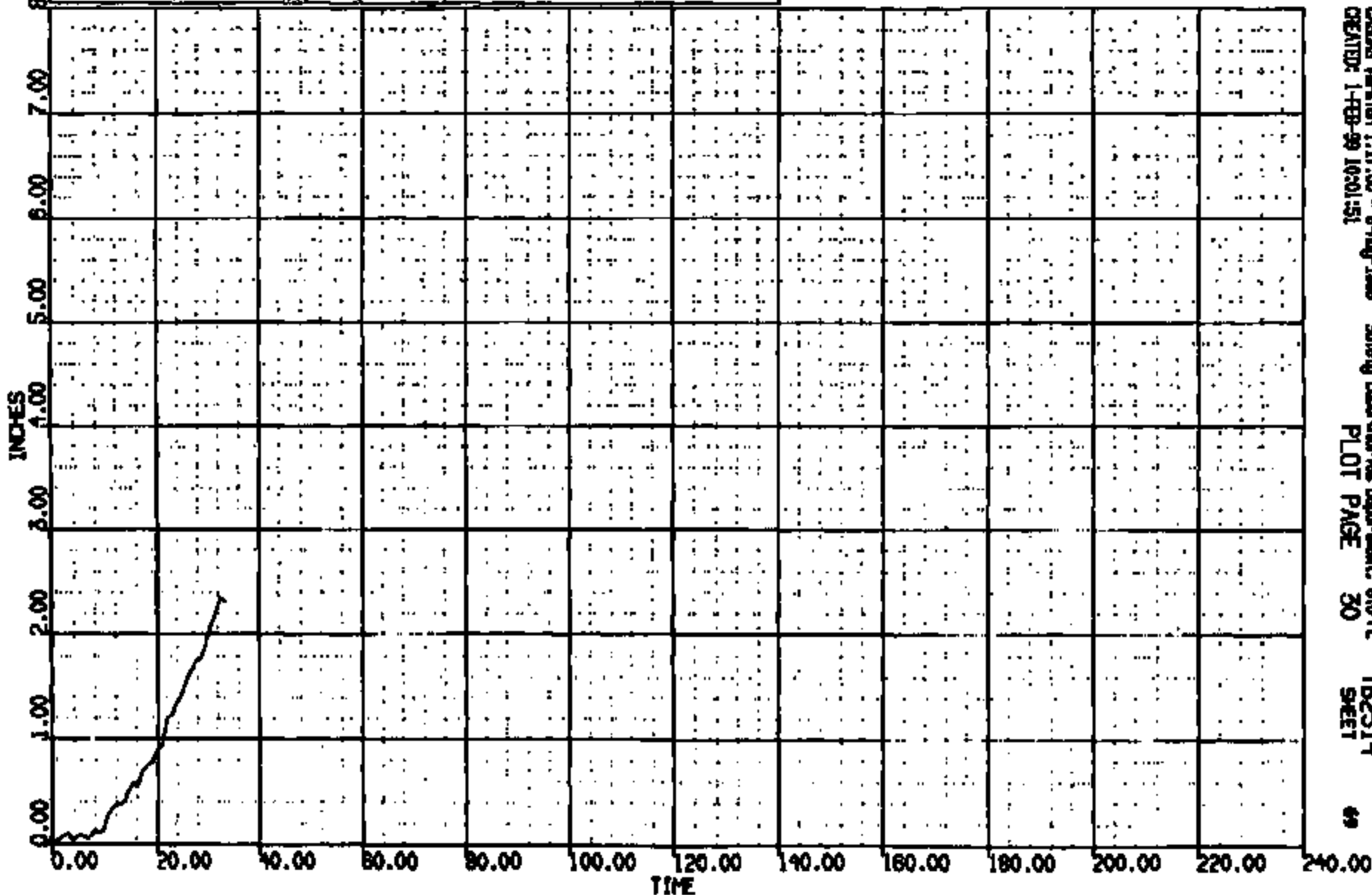
USGS Version 1.17.00 - 8-May-1988 Safety Laboratory Department, 610-A
CREATED: 1-FEB-88 10:01:50 T82514 68
PLOT PAGE 29 SHEET

CR11327

CR R: 11327 TO: TB2514 DATE: 890128 11:09:22
2000 D-188

(0) CNC1327 R SHLD PASS WRT R RKR AT B PLR LONG DISP
MAX = 2.342 at 32.51 MS MIN = 0.000E+00 at 0.000E+00 MS

AXIS 1



CRSWS Version 1.17.00 - 8-Feb-1988
CREATED: 1-FEB-89 10:01:51

Safety Laboratories Department, 610-PL
PLOT PAGE 30

TB2514
SHEET

49

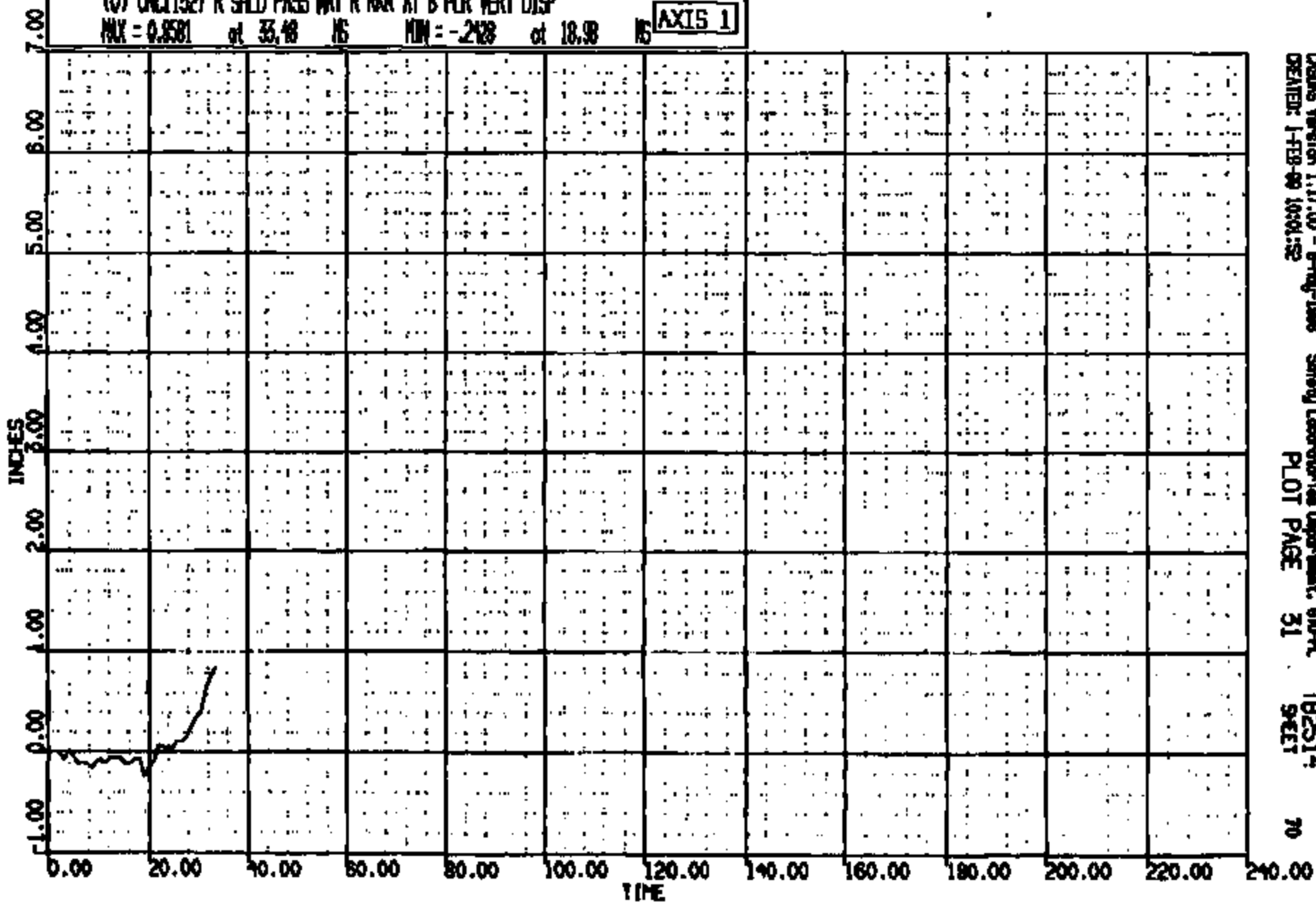
CRTS 0011327

CR R: 11327 TO: TB2514 DATE: 090124 11:09:22
2000 D-195

(0) CRCL1327 R SHLD PASS WRT R RKR AT B FLR VERT DISP

MAX = 0.8581 at 33.48 IS MIN = -2.128 at 18.98 IS

AXIS 1



CRSMS Version 1.17.00 - 8-May-1998
CREATED: 1-FEB-99 10:01:52

Safety Laboratories Department, GDR-R
PLOT PAGE 31

TB2514
SHEET

70

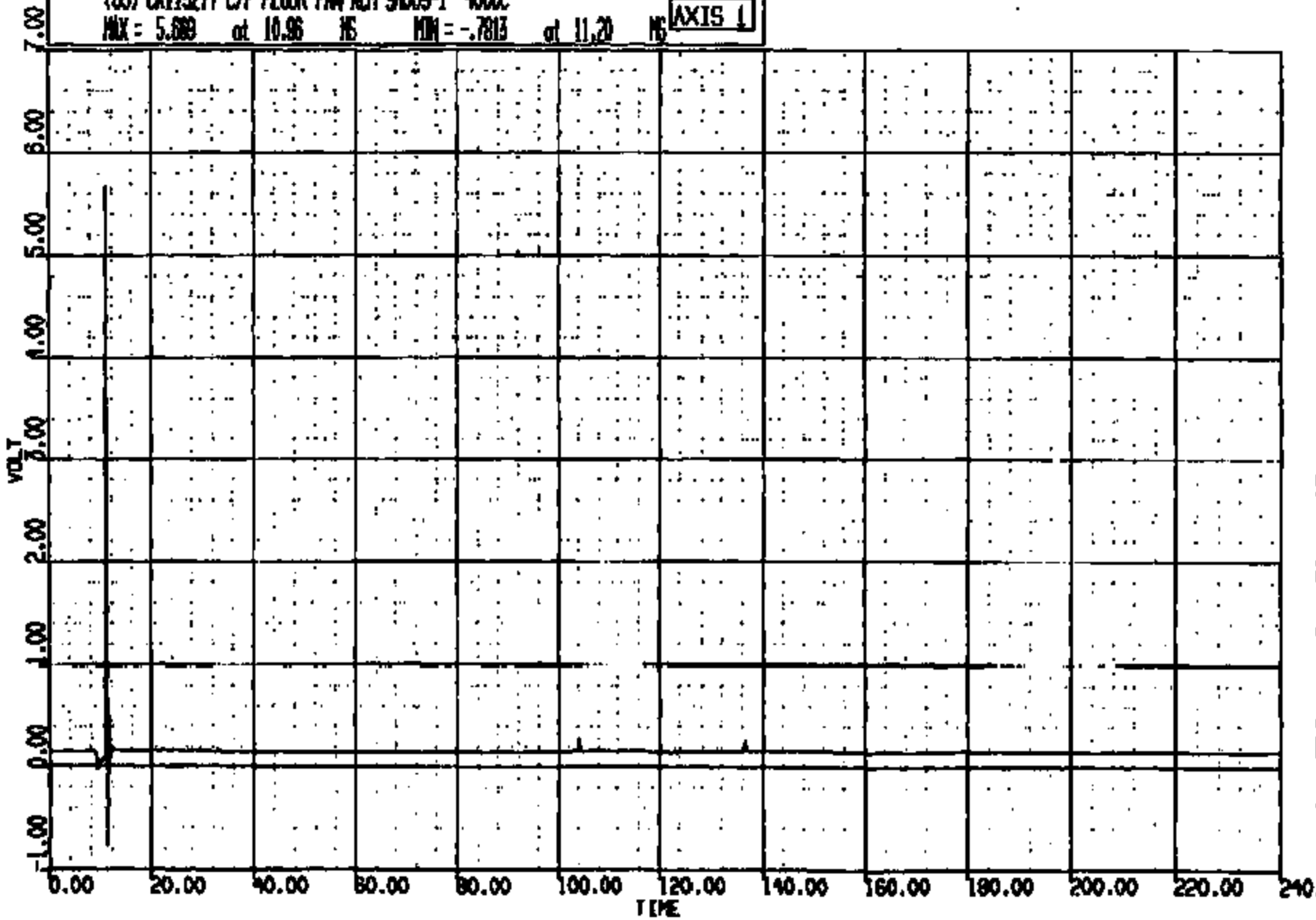
CRIS 0011327

CR R: 11327 TO: TB2514 DATE: 880128 11:08:22
2000 0-188

(63) CR13271 C/F FLOOR PAN RM 91009-1 4000C

MAX = 5.689 at 10.96 NS MIN = -.7813 at 11.20 NS

AXIS 1



CRS05 Version 1.17.00 - 8-May-1988
CREATED: 28-JUN-88 11:54:20

Safety Laboratories Department, 610-PL
PLOT PAGE 94

TB2514
SHEET

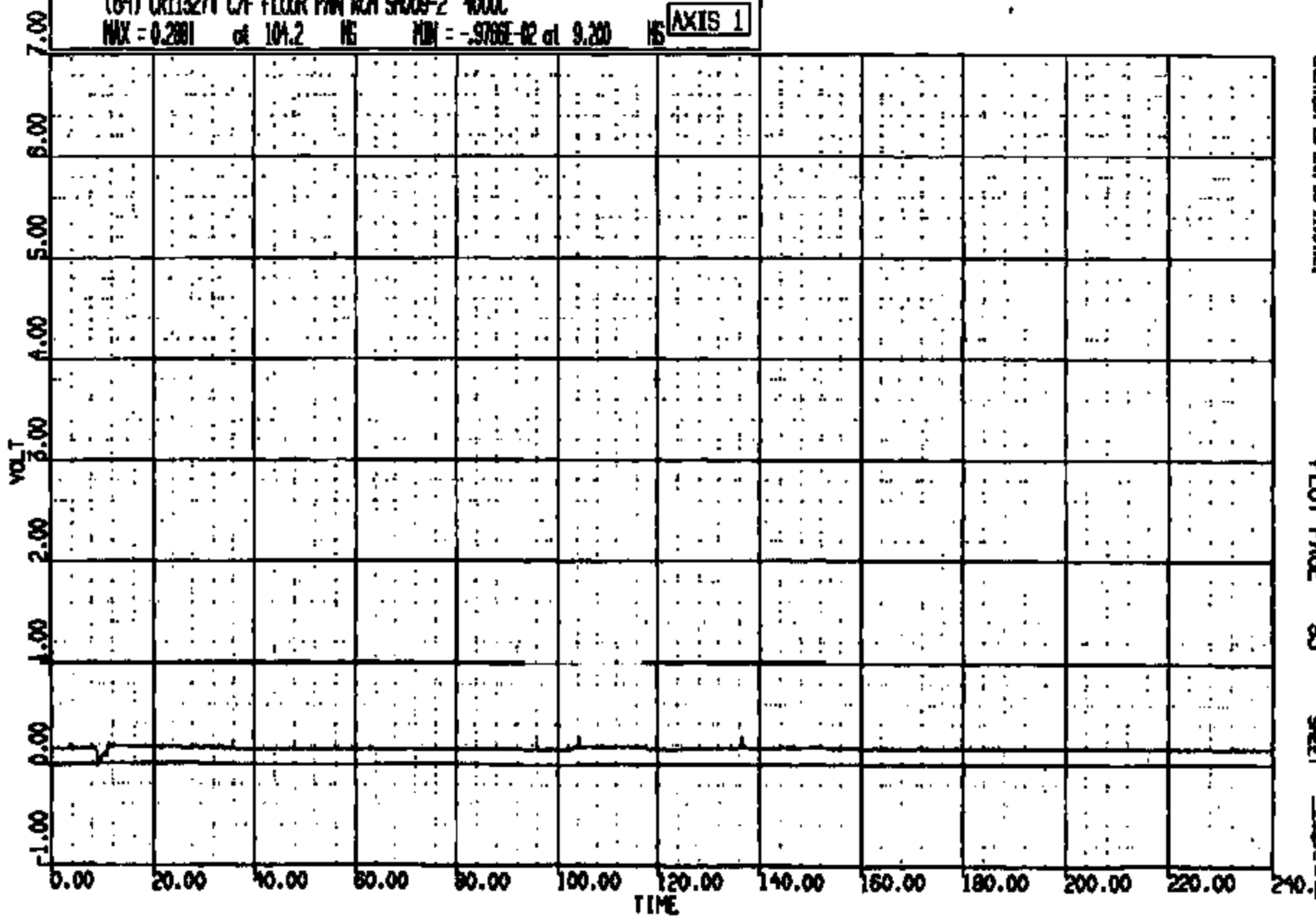
21

CRIS 0011327

CR R: 11327 TO: TB2514 DATE: 990128 11:08:22
2000 D-186

(64) CR113271 C/F FLOOR PIN RCH 91009-2 400C
MAX = 0.2881 at 104.2 NS MIN = -.9766E-02 at 9.20 NS

AXIS 1



CRSING Version 1.17.00 - 9-May-1988
CREATED: 28-JAN-99 11:54:21

Safety Laboratory Department, STD-PL
PLOT PAGE 95

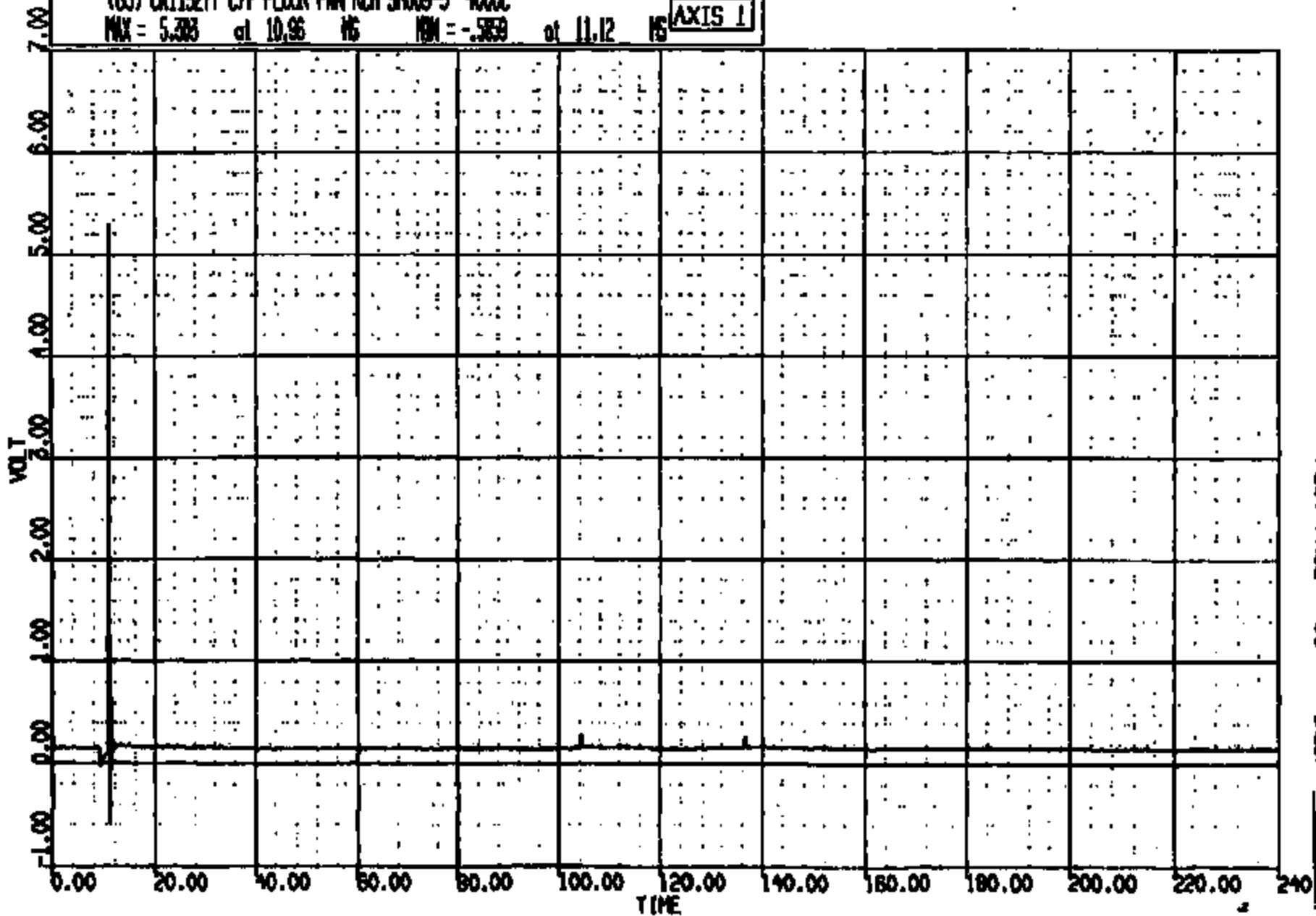
TB2514
SHEET

72

CRIS 0011327

CR R: 11327 TO: TB2514 DATE: 990129 11:09:22
2000 D-198

(65) CR11327T C/F FLOOR PAN RM 5000-3 4000C
MAX = 5.383 at 10.96 HS MIN = -.5859 at 11.12 HS **AXIS 1**

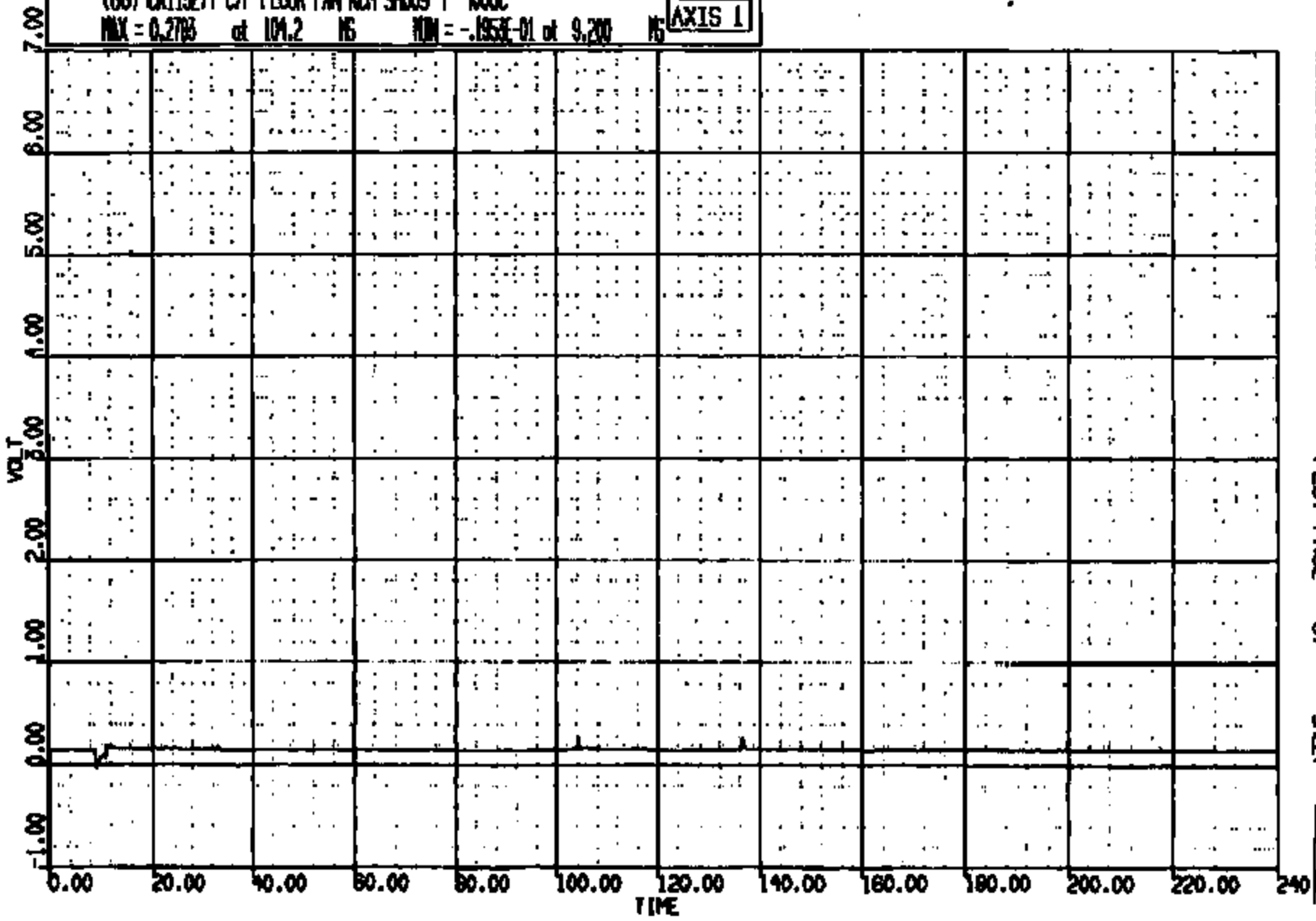


CASYS Version 1.17.00 - 8-May-1999 Safety Laboratories Department, 600-PL TB2514
OPERATOR: 29-JAN-99 11:54:23 PLOT PAGE 98 SHEET 73

CRTS 0011327

CR R: 11327 TO: TB2514 DATE: 990128 11:09:22
2000 D-186

(66) CR11327T C/F FLOOR PAN RM SH009-4 400C
MAX = 0.2786 at 104.2 NS MIN = -.1953E-01 at 9.200 NS **AXIS 1**

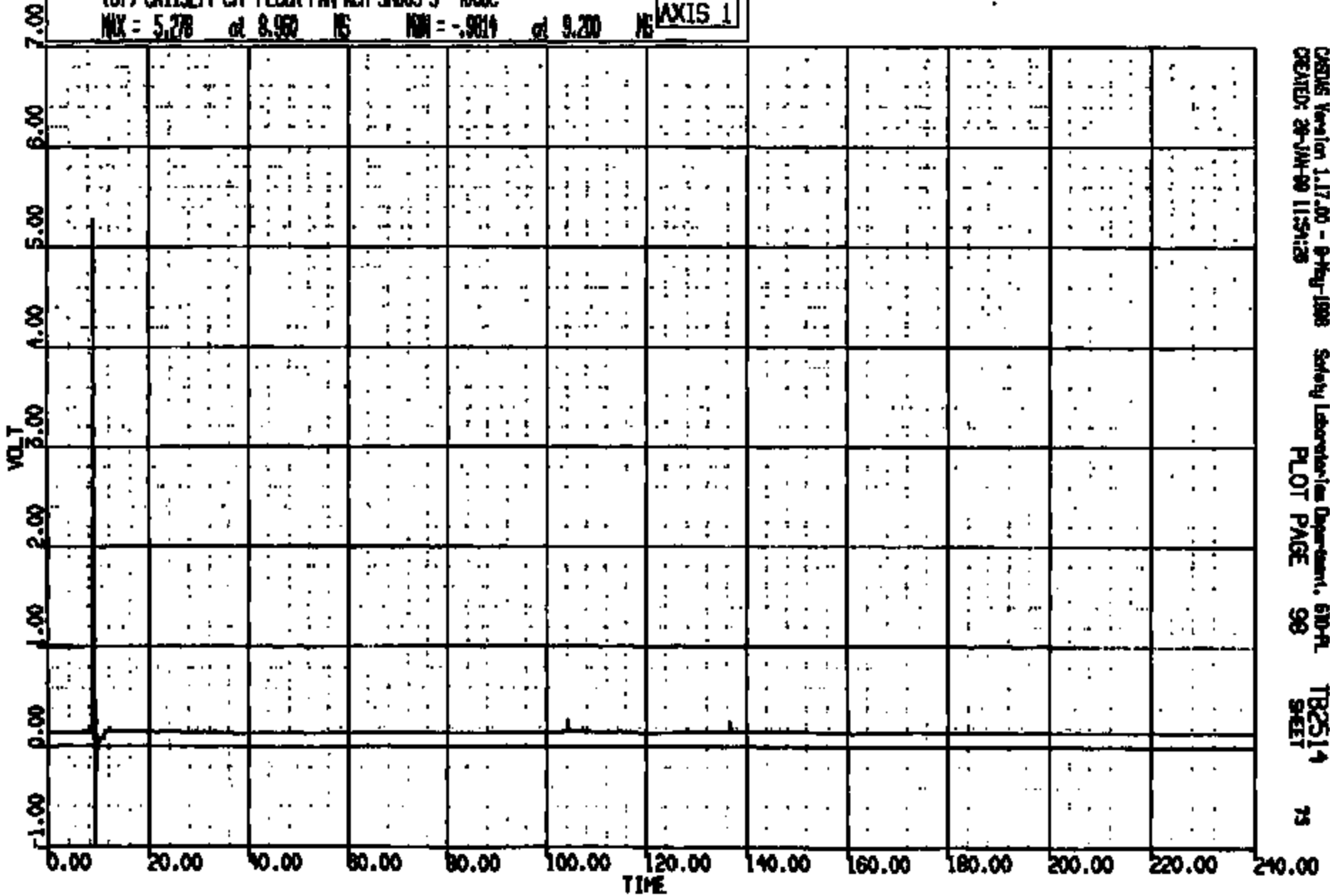


CRIMS Version 1.17.00 - 8-Aug-2000 Safety Laboratory Department, 800-A
CREATED: 28-JUN-99 11:54:24 PLOT PAGE 97 SHEET 74

CRTS 0011327

CR #: 11327 TO: TB2514 DATE: 890128 11:08:22
2000 D-188

(67) CR11327T C/F FLOOR PAN RCH SMOOR-5 400C
MAX = 5.278 at 8.980 MS MIN = -.9814 at 9.200 MS **AXIS 1**



CRSUS Version 1.17.00 - 8-Feb-1988
CREATED: 28-JUN-89 11:54:28

Safety Laboratories Department, 610-PL
PLOT PAGE 98

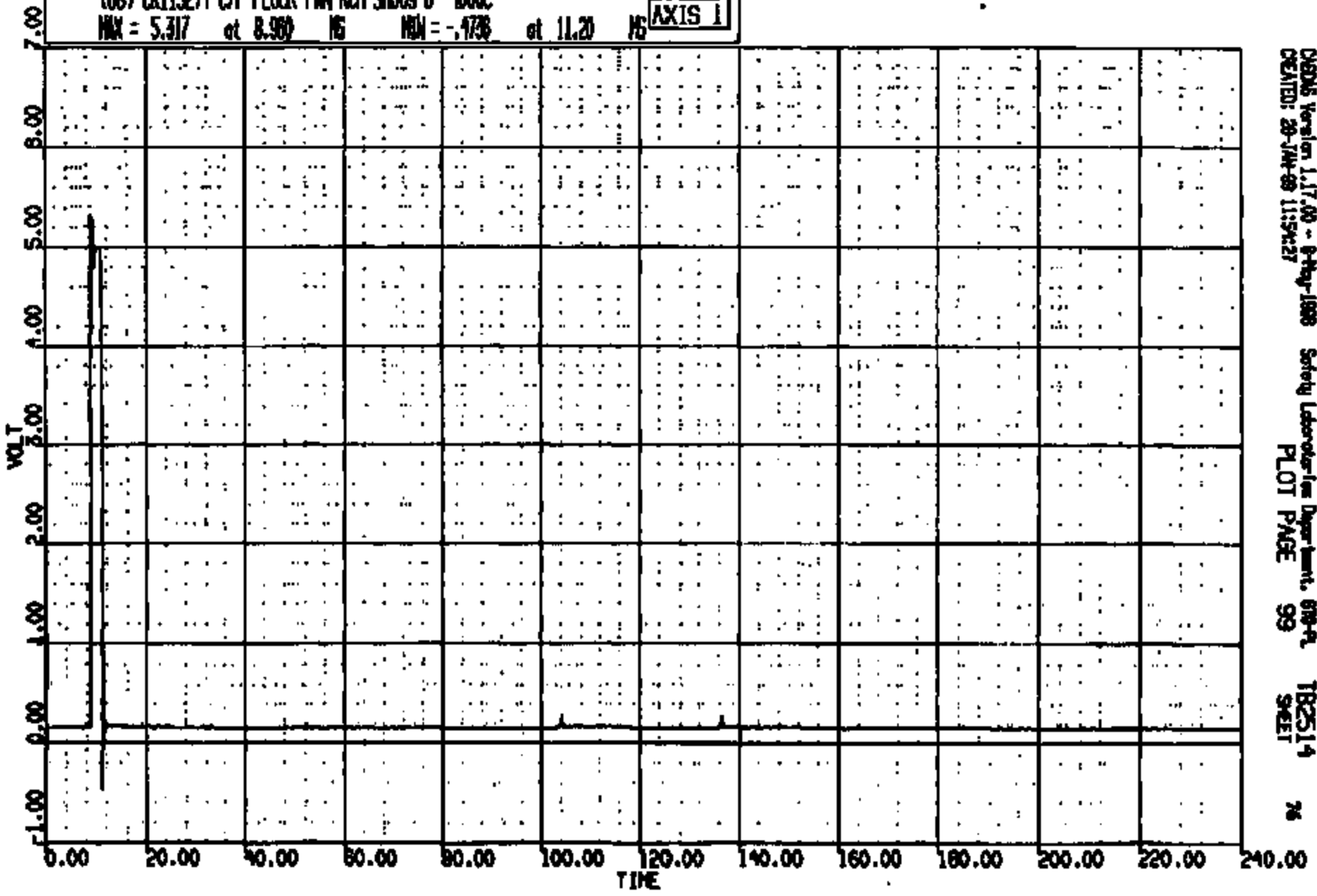
TB2514
SHEET

75

CR11327

CR N: 11327 TO: TR2514 DATE: 990129 11:08:22
2000 D-188

(68) CR11327T C/F FLOOR PAN RCH 5000-6 400C
MAX = 5.317 at 8.960 NS MIN = -.4738 at 11.20 NS **AXIS 1**

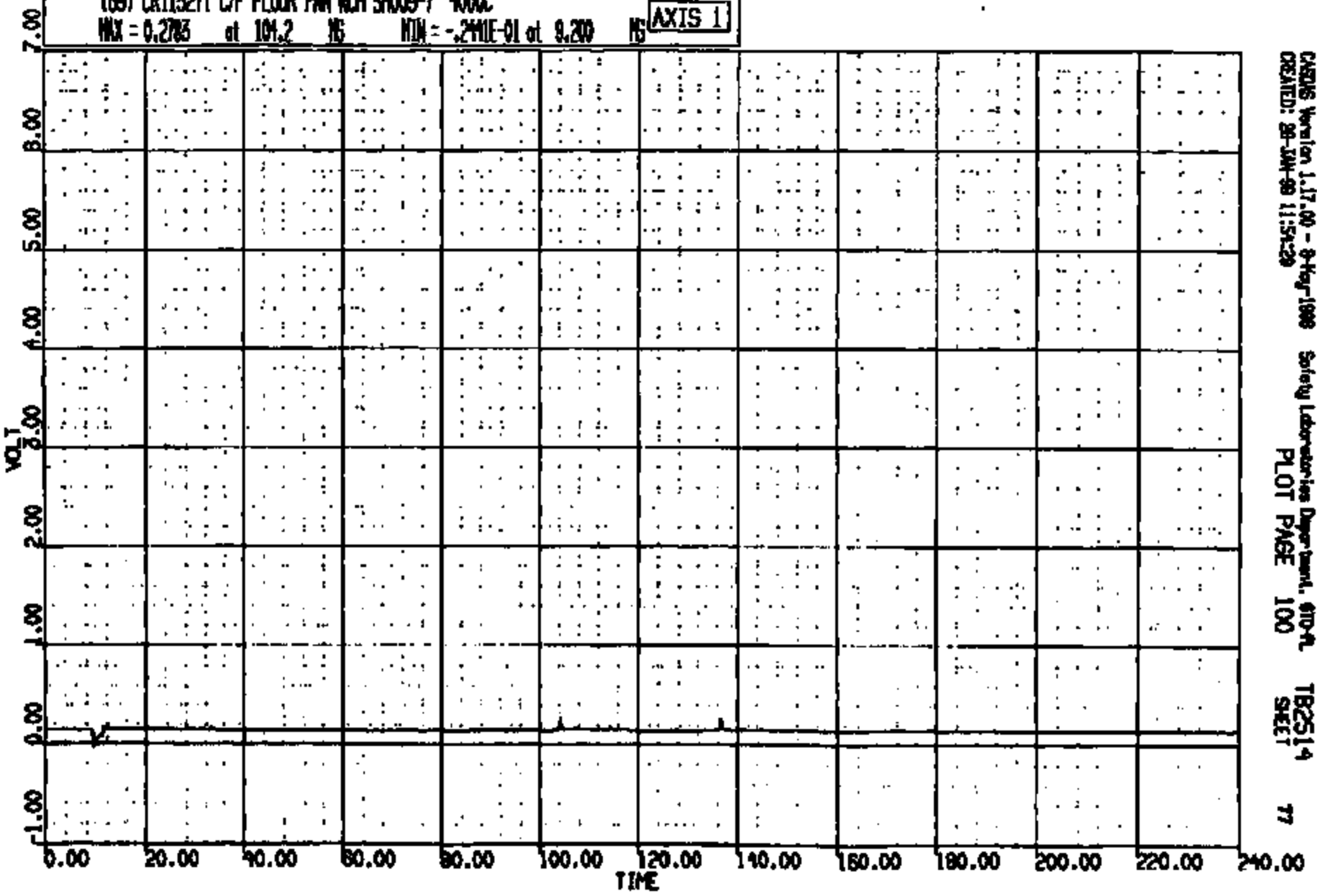


CRS Version 1.17.00 -- 8-May-1998 Safety Laboratory Department, 609-A TR2514
CREATED: 29-JAN-99 11:54:27 PLOT PAGE 99 SHEET 76

CR11327

CR R: 11327 TO: TB2514 DATE: 990128 11:08:22
2000 0-180

(69) CR11327/C/F FLOOR PAN RICH SMOOD-7 400XC
MAX = 0.2783 at 101.2 NS MIN = -.241E-01 at 9.200 NS **AXIS 1**

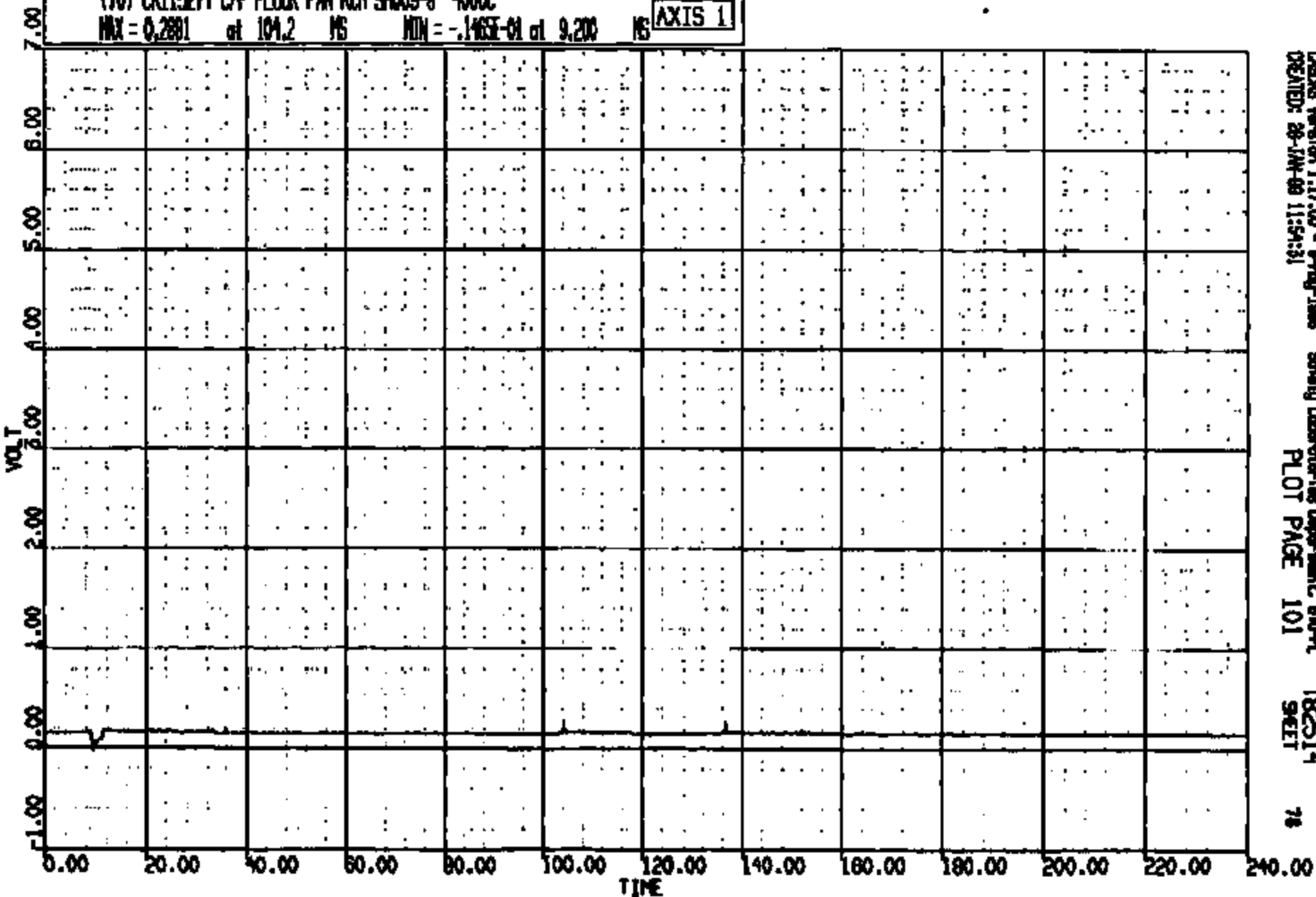


CASYS Version 1.17.00 - 8-Kay-1989 Safety Laboratories Department, 610-FL TB2514 77
CREATED: 99-JUN-99 11:54:29 PLOT PAGE 100 SHEET

CR11327

CR R: 11327 TO: T82514 DATE: 880128 11:09:22
2000 0-165

(70) CR113271 C/F FLOOR PAN RCH SH009-8 4000C
MAX = 0.2881 at 104.2 MS MIN = -.1465E-01 at 9.200 MS **AXIS 1**



CRSIS Version 1.17.00 - 8-14-1988
CREATED: 28-JAN-88 11:54:31

Safety Laboratories Department, 800-A
PLOT PAGE 101

T82514
SHEET

78

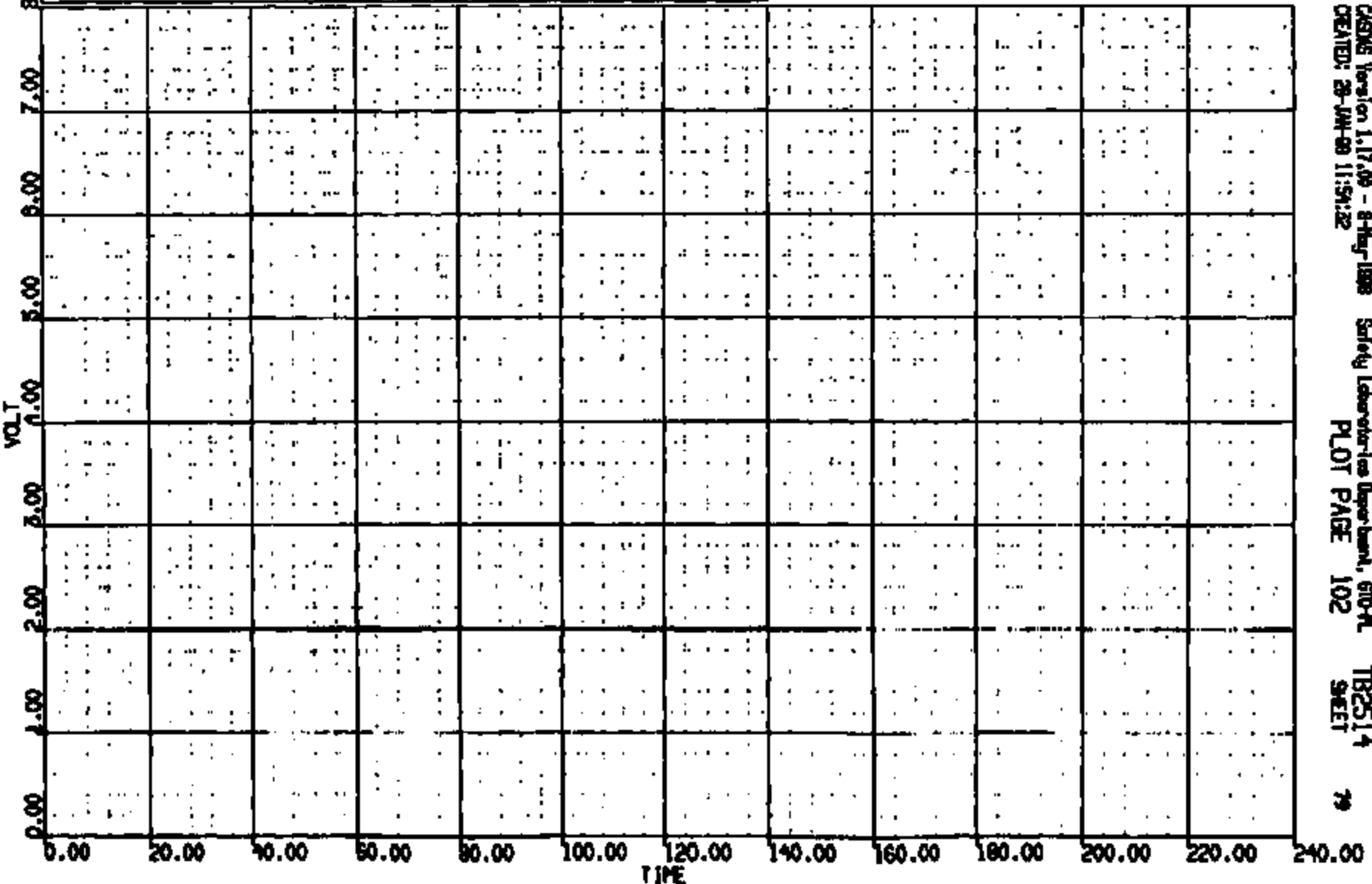
CRIS 0011327

CR R: 11327 TD: TB2514 DATE: 890126 11:09:22

2000 0-186

(71) CR11327T C/F FLOOR PAN RCH S1009-9 4000C
MAX = 0.0000E+00 at 0.0000E+00 MS MIN = 0.0000E+00 at 0.0000E+00 MS

AXIS 1



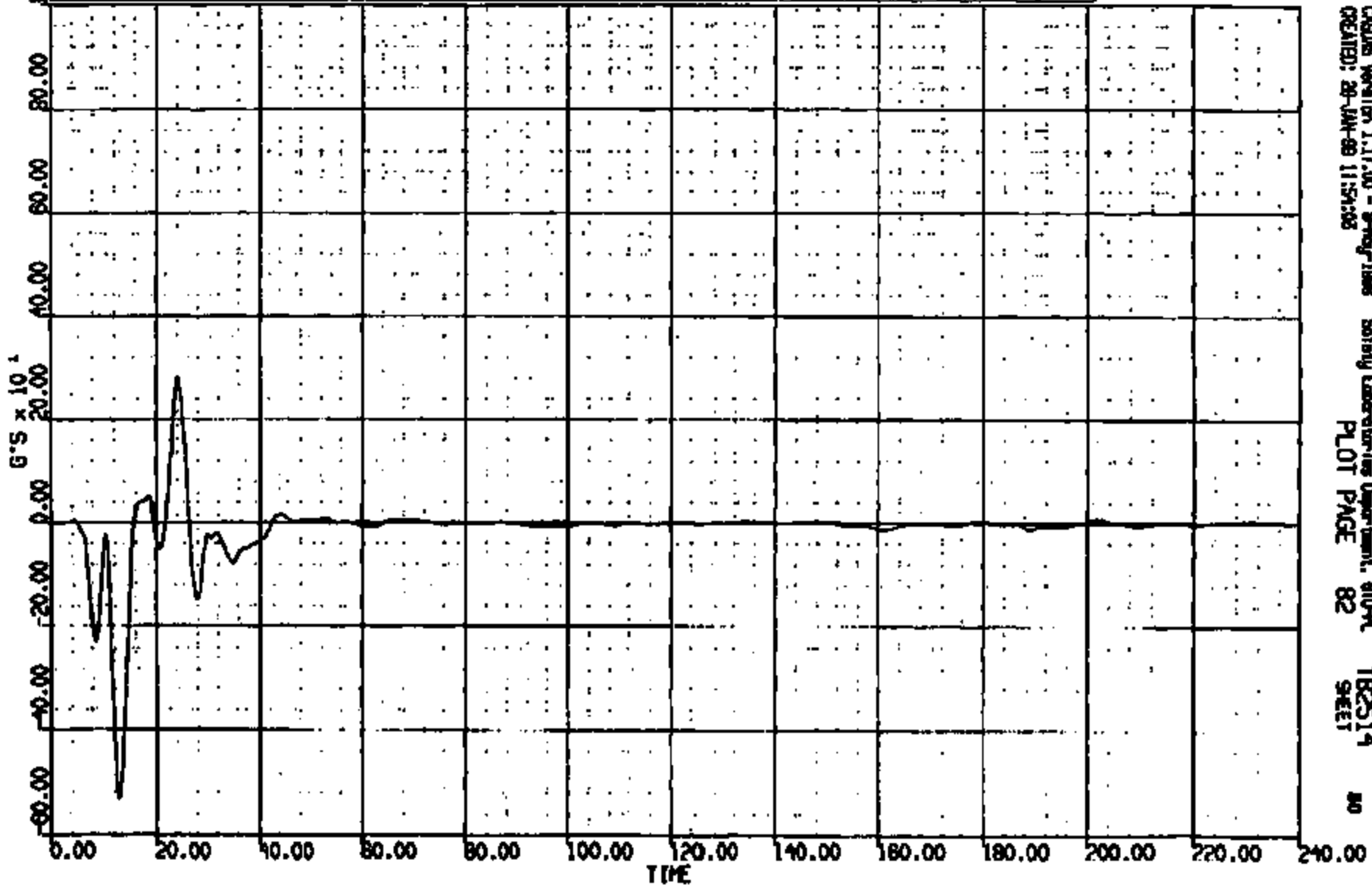
CRSMS Version 1.17.00 - 8-May-1988 Safety Laboratories Department, 610-PL
CREATED: 26-JUN-89 11:54:32 PLOT PAGE 102 TB2514 SHEET 79

CRIS 0011327

CR R: 11327 TO: TB2514 DATE: 890128 11:08:22
2000 D-188

* (S1) CR11327T C/RAD LONG 60C
MAX = 281.0 at 21.00 NS MIN = -532.8 at 13.01 NS **AXIS 1**

ANOMALY KEY:
* - Midband data suppressed full scale
@ - Midband data 500.0% of full scale
A - All data < 10.0% of full scale
B - 21 percent offset at 1-msec



CRSIS Version 1.17.00 - 8-May-1988 Safety Laboratories Department, 810-A TB2514 80
CREATED: 28-JAN-89 11:54:03 PLOT PAGE 82 SHEET

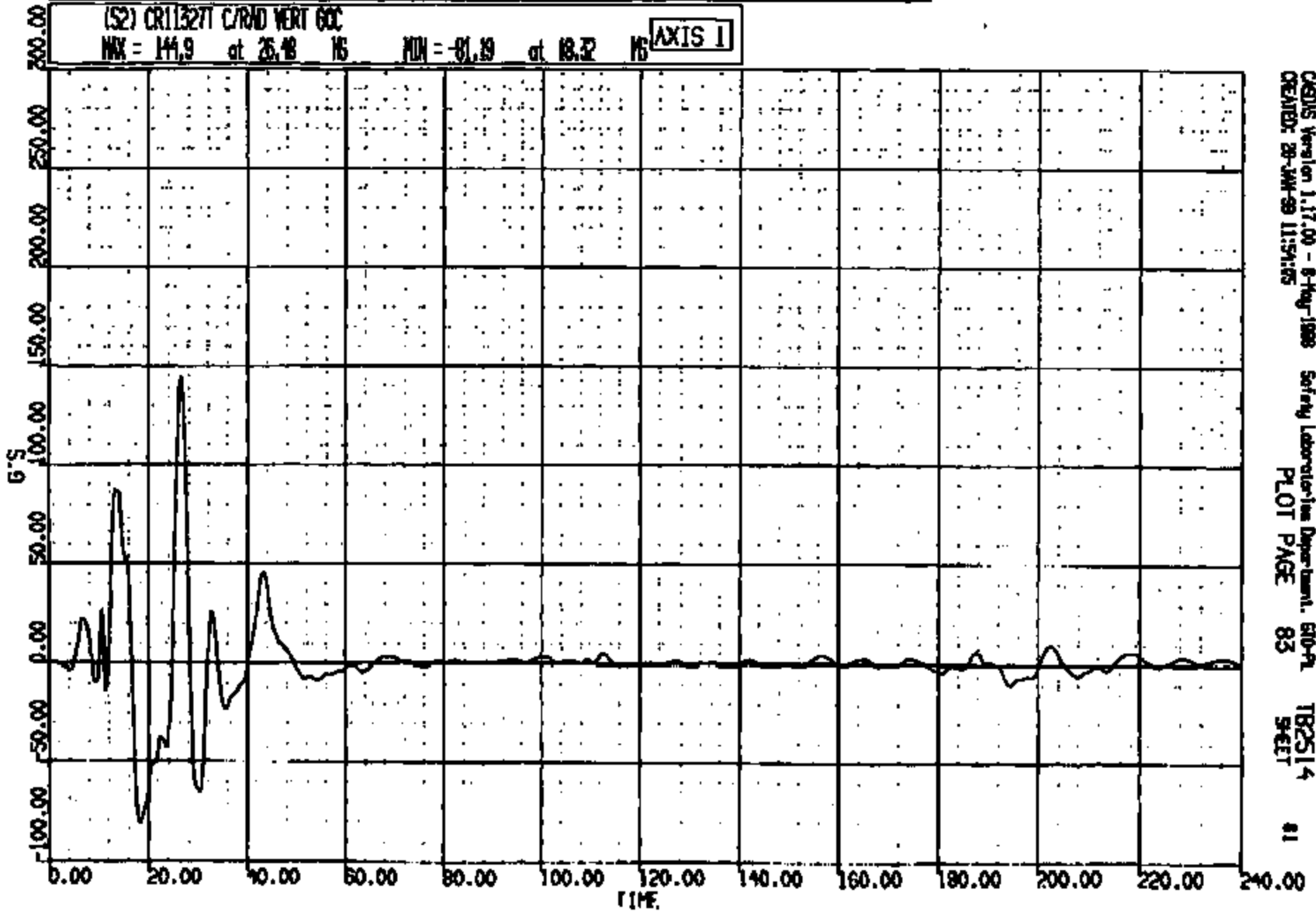
CRIS 0011327

CR R: 11327 TO: TB2514 DATE: 890128 11:08:22
2000 D-188

(52) CRTS011327 C/RND VERT GGC

MAX = 144.9 at 25.18 MS MIN = -81.39 at 18.32 MS

AXIS 1



CGDIS Version 1.17.00 - 8-May-1988
CREATED: 28-JAN-89 11:54:05

Safety Laboratories Department, 610-PL
PLOT PAGE 83

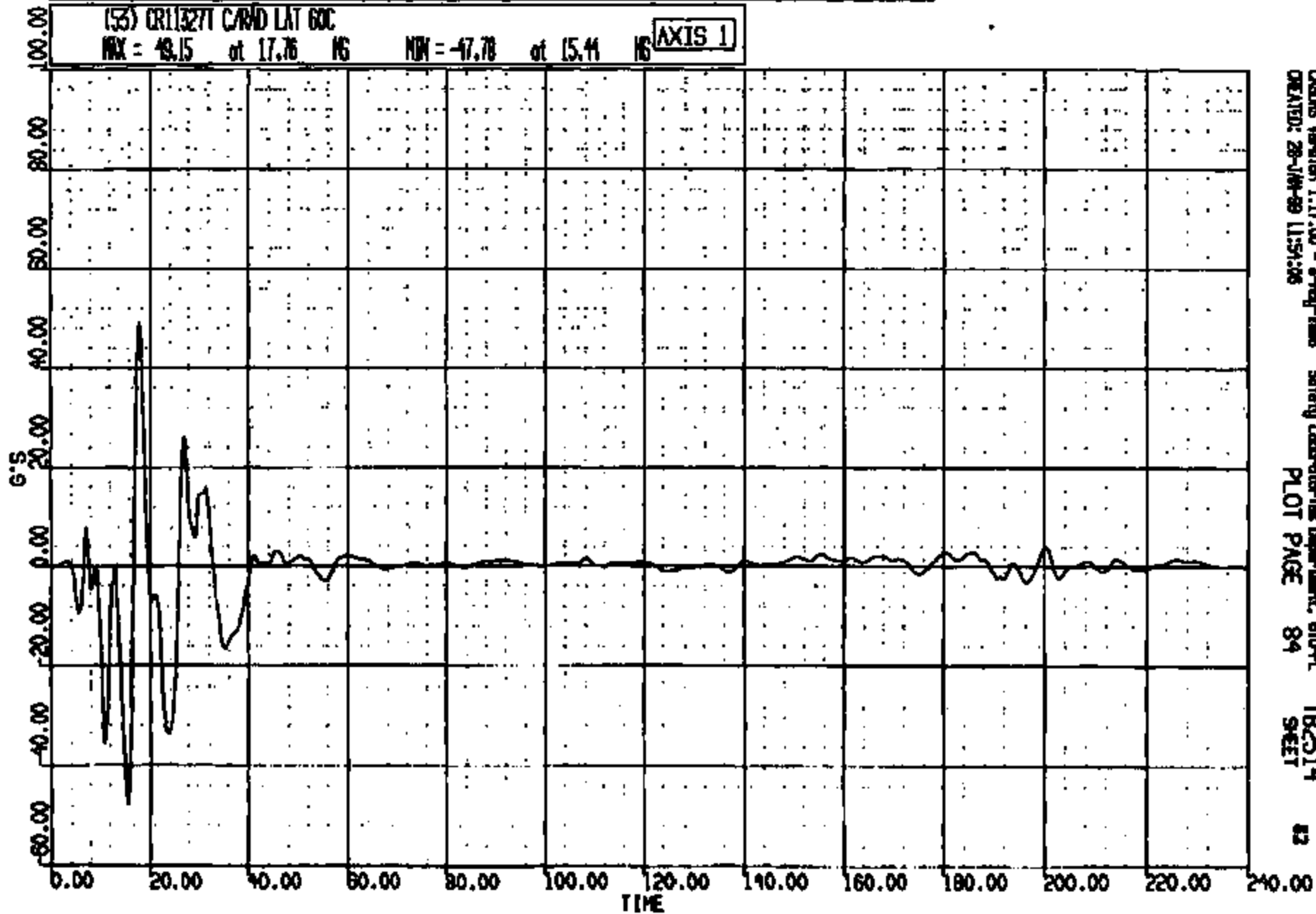
TB2514
SHEET

81

CRTS 0011327

CR R: 11327 TO: TB2514 DATE: 990129 11:09:22
2000 D-199

(53) CR11327I C/RND LAT 60C
MAX = 49.15 at 17.76 NS MIN = -47.78 at 15.44 NS **AXIS 1**



CASINS Version 1.17.00 - 8-May-1998
CREATED: 28-JUN-99 11:54:06

Safety Laboratories Department, 610-PL
PLOT PAGE 84

TB2514
SHEET

82

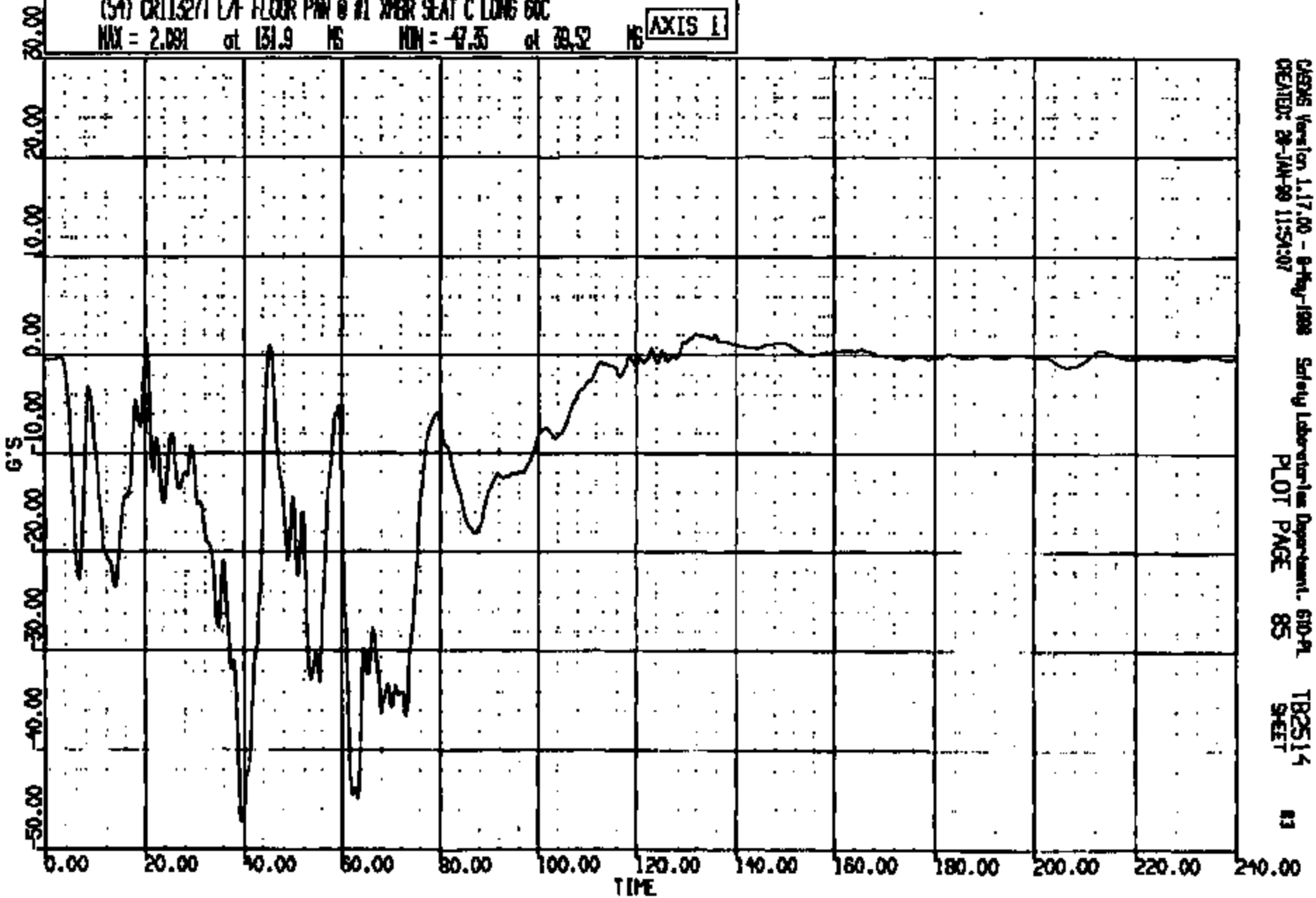
CRIS 0011327

CR R: 11327 TO: TB2514 DATE: 990128 11:08:22
2000 D-188

(54) CR113271 L/F FLOOR PAN @ #1 XPER SEAT C LONG 60C

MAX = 2.091 at 131.9 MS MIN = -47.35 at 38.52 MS

AXIS 1



CRS Version 1.17.00 - 8-Aug-1998
CREATED: 28-JAN-99 11:54:07

Safety Laboratories Department, 610-A
PLOT PAGE 85

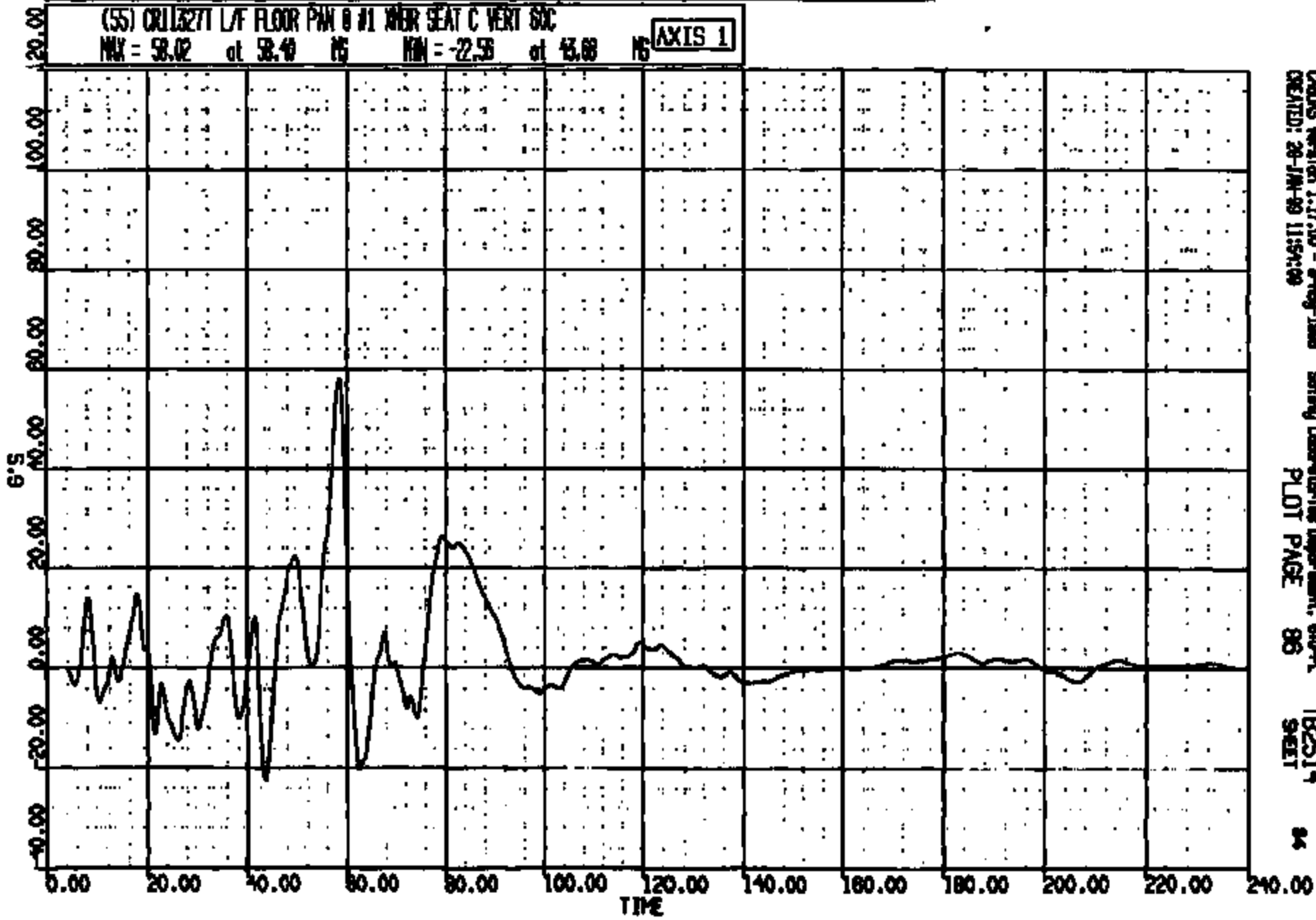
TB2514
SHEET

83

CRIS 0011327

CR R: 11327 TO: TB2514 DATE: 890128 11:09:22
2000 D-188

(55) CR11327T L/F FLOOR PAN 0 #1 NEAR SEAT C VERT 50C
MAX = 58.02 at 58.40 MS MIN = -22.58 at 43.68 MS **AXIS 1**

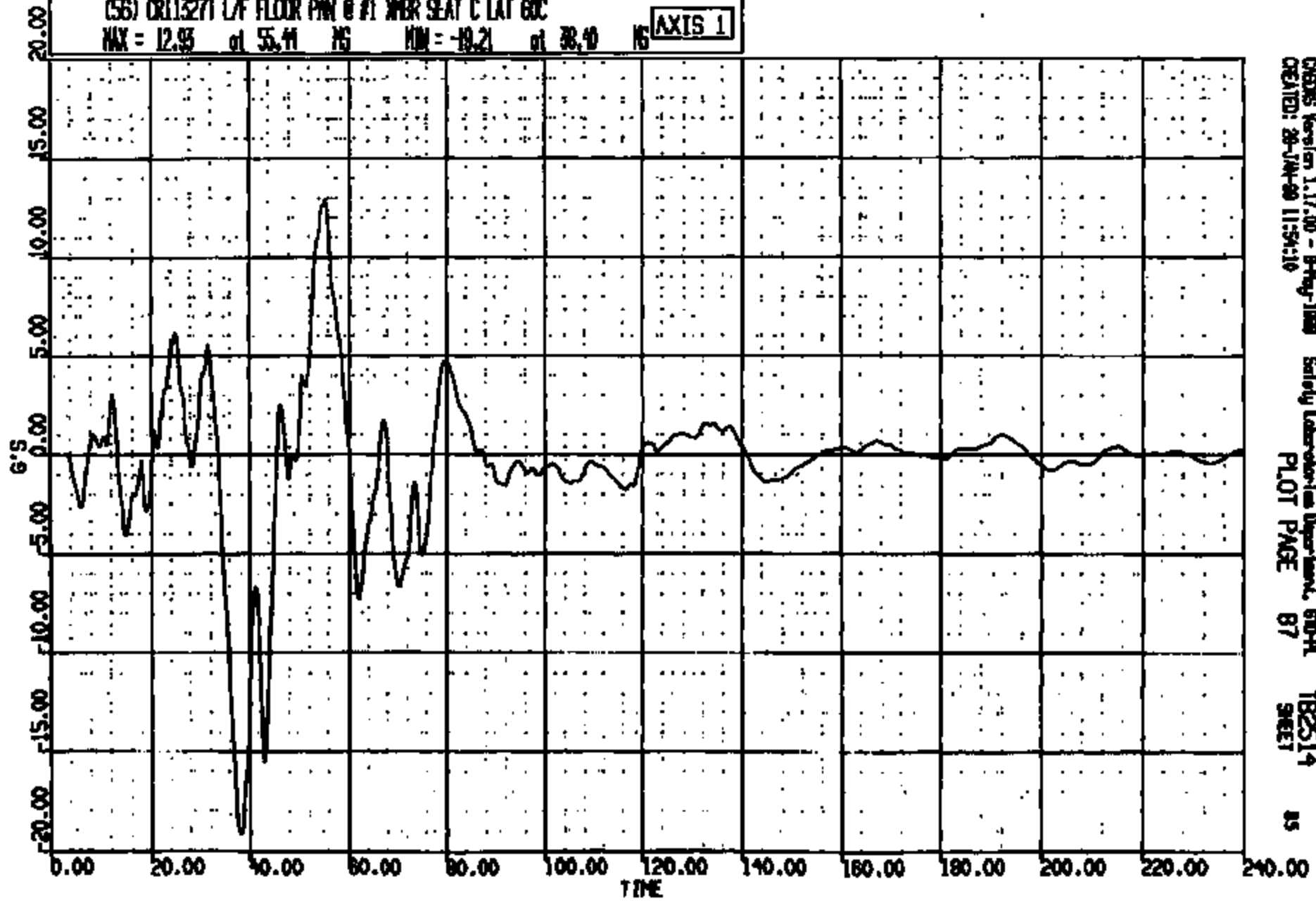


CRS Version 1.17.00 - 8-May-1989 Safety Laboratories Department, 610-91
CREATED: 28-JAN-89 11:54:00 PLOT PAGE 86 SHEET 84

CRIS 0011327

CR R: 11827 TO: TB2514 DATE: 990128 11:09:32
2000 D-188

(56) CR113271 L/F FLOOR PIN @ #1 WHER SEAT C LAT 60C
MAX = 12.95 of 55.41 MS MIN = -19.21 of 38.40 MS **AXIS 1**

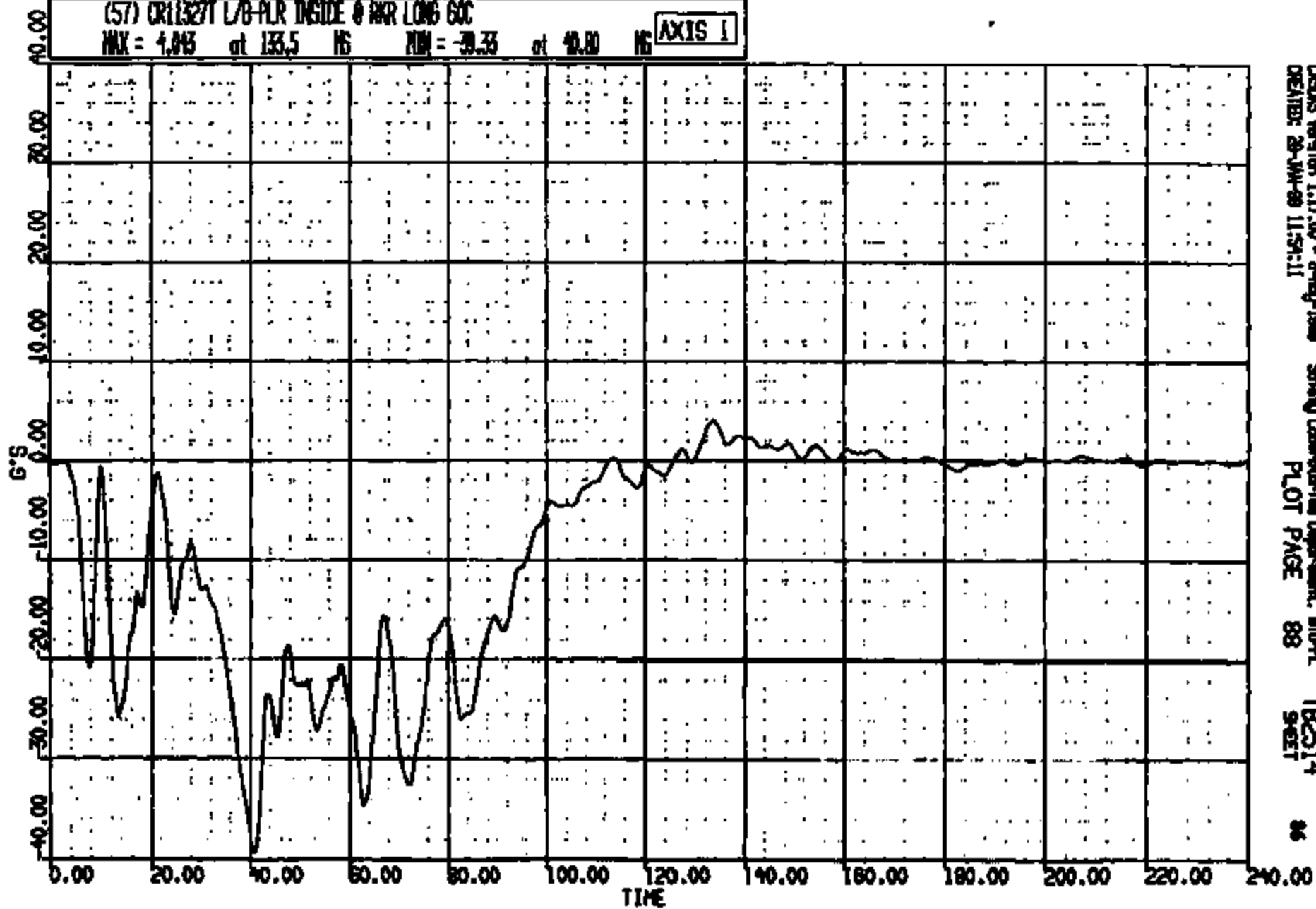


CREDS Version 1.17.00 - 8-May-1999 Safety Laboratory Department, 670-A
CREATED: 28-JAN-99 11:54:10 PLOT PAGE 87 TB2514
SHEET 15

CR11327

CR R: 11327 TO: TB2514 DATE: 890128 11:08:22
2000 D-188

(57) CR11327T L/O-PLR INSIDE @ RWR LONG GC
MAX = 4.043 at 133.5 NS MIN = -39.33 at 40.00 NS **AXIS 1**



CRSIS Version 1.17.00 - 8-May-1989
CREATED: 28-JUN-89 11:51:11

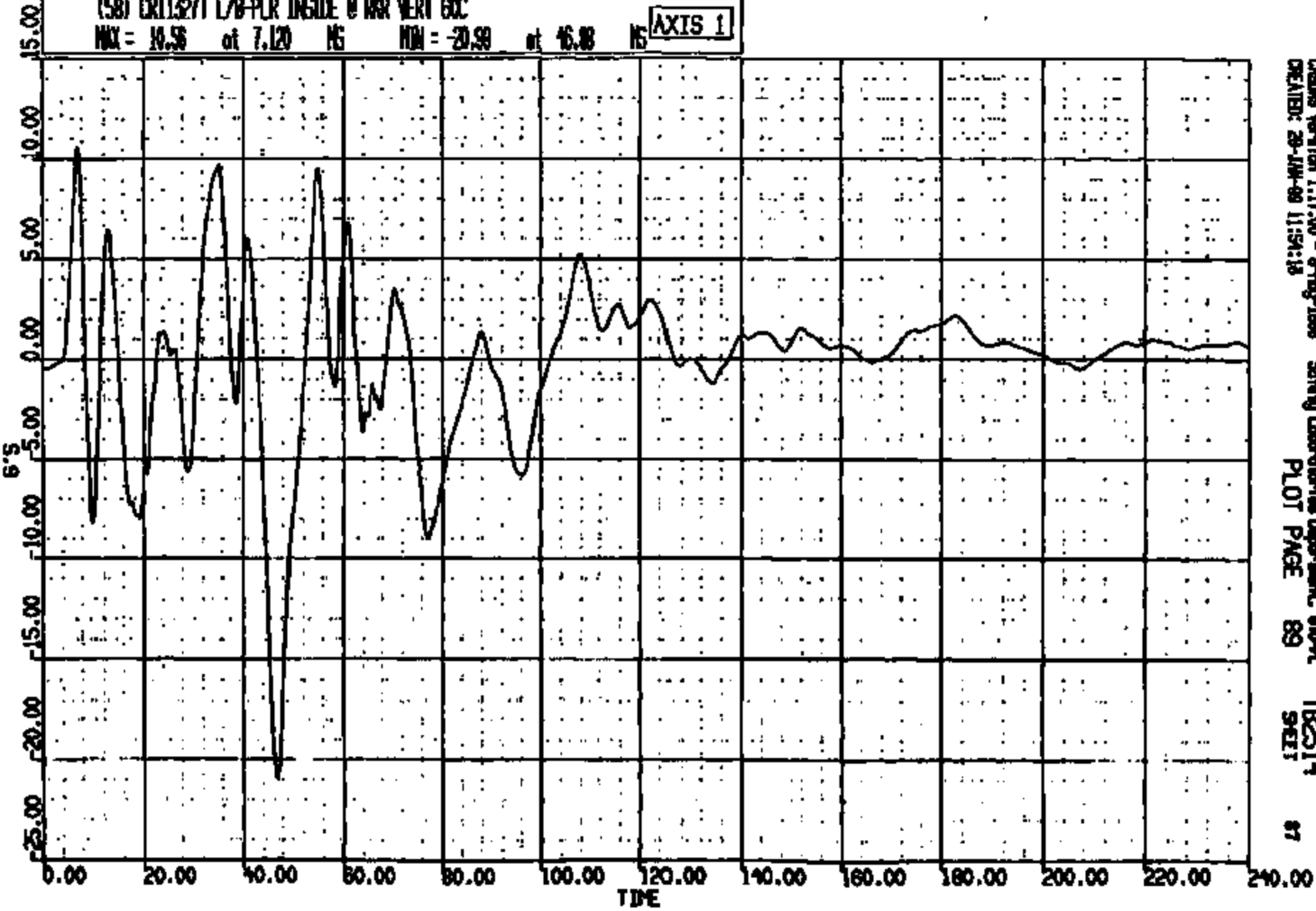
Safety Laboratories Department, 510-PL
PLOT PAGE 88

TB2514
SHEET

CR #: 11327 TO: TB2514 DATE: 990128 11:09:22
2000 D-188

(58) CR11327 L/O-PLR INSIDE @ WVR VERT GC
MAX = 10.56 at 7.12 HS MIN = -20.99 at 46.88 HS

AXIS 1



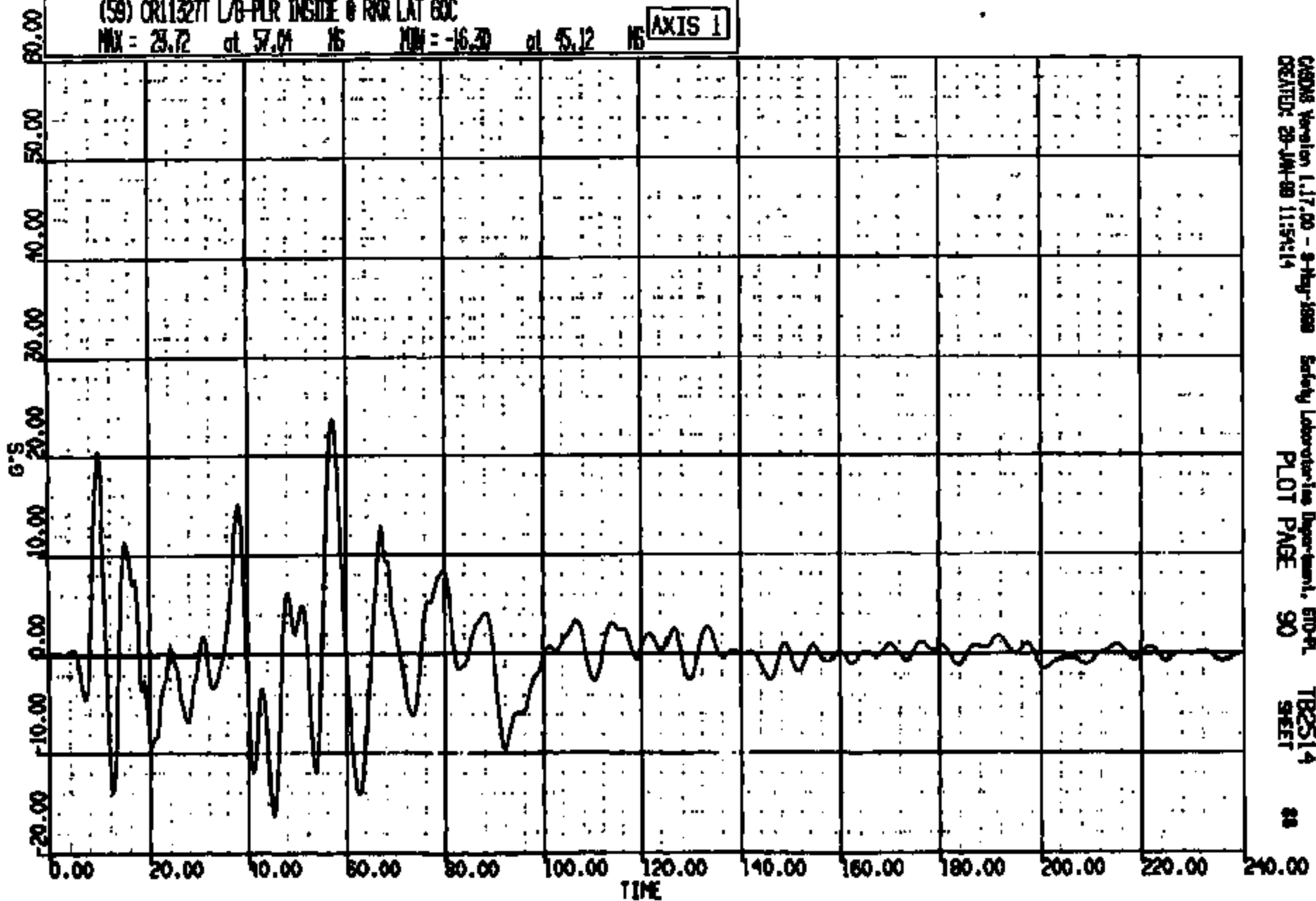
CADMS Version 1.17.00 - 8-May-1999 Safety Laboratories Department, 600-A
CREATED: 28-JUN-99 11:54:18 PLOT PAGE 89 SHEET 87

CRIS 0011327

CR R: 11327 TO: TB2514 DATE: 990128 11:09:22
2000 D-188

(59) CR11327T L/B-PLR INSIDE @ RRR LAT 60C
MAX = 23.72 at 57.01 NS MIN = -16.30 at 45.12 NS

AXIS 1

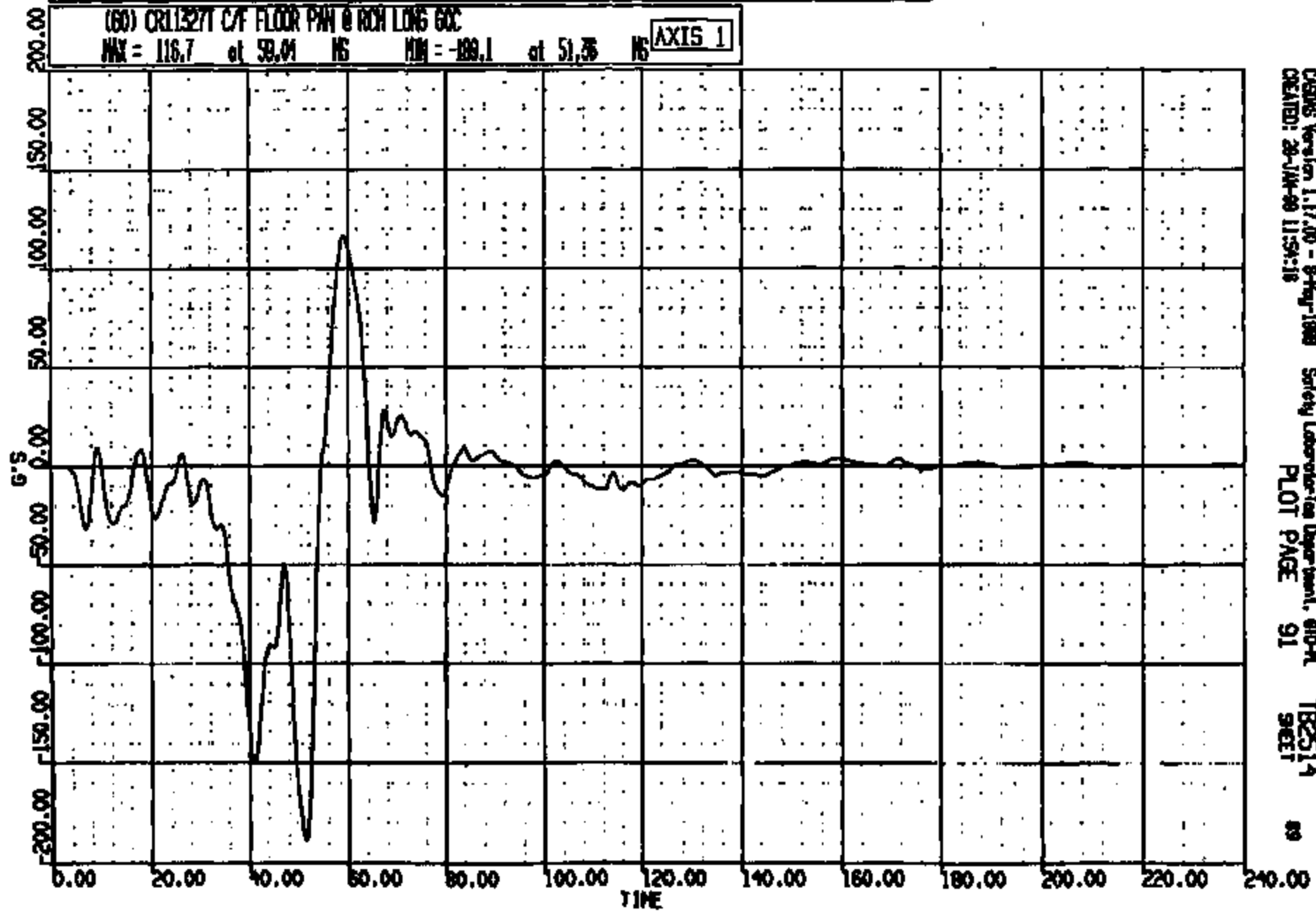


CADDS Version 1.17.00 - 9-May-1999 Safety Laboratories Department, 610-9L TB2514
CREATED: 29-JAN-99 11:54:14 PLOT PAGE 90 SHEET 88

CRTS 0011327

CR R: 11227 TO: TB2514 DATE: 000128 11:09:22
2000 D-186

(60) CR113271 C/F FLOOR PAN @ ROH LONG GC
MAX = 116.7 at 59.01 MS MIN = -109.1 at 51.35 MS **AXIS 1**



CASMS Version 1.17.00 - 8-May-1988 Safety Laboratory Department, 610-4
CREATED: 20-JAN-90 11:59:18 PLOT PAGE 91 TB2514
96ET 89

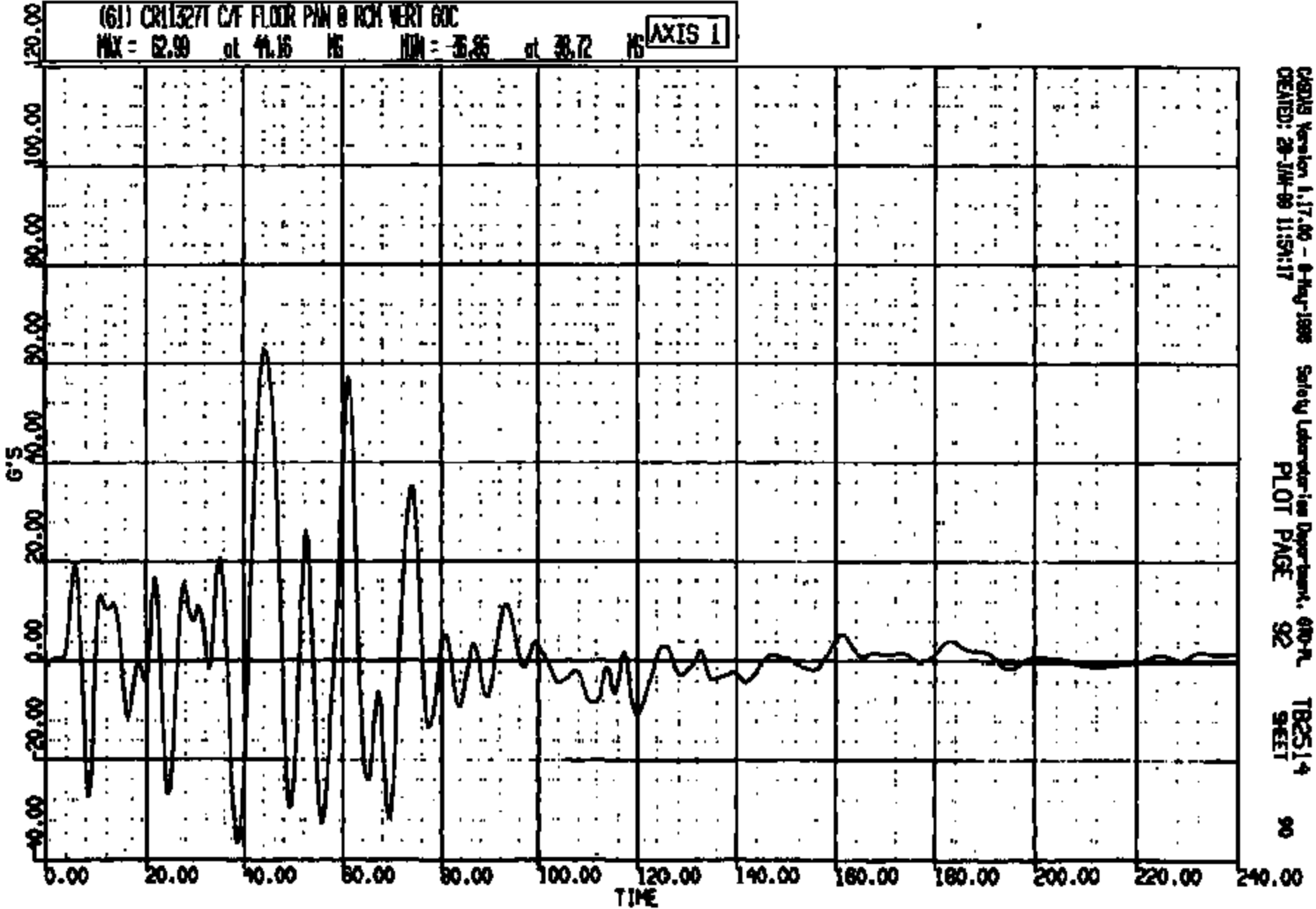
CR11327

CR R: 11327 TO: TB2514 DATE: 990128 11:09:22
2000 D-198

(61) CRTS001327 C/F FLOOR PAN @ RCH VERT 60C

MAX = 62.99 at 41.16 MS MIN = -35.85 at 38.72 MS

AXIS 1



CADDS Version 1.17.00 - 8-Aug-1998
CREATED: 28-JUN-99 11:54:17

Safety Laboratories Department, 600-A
PLOT PAGE 92

TB2514
SHEET

90

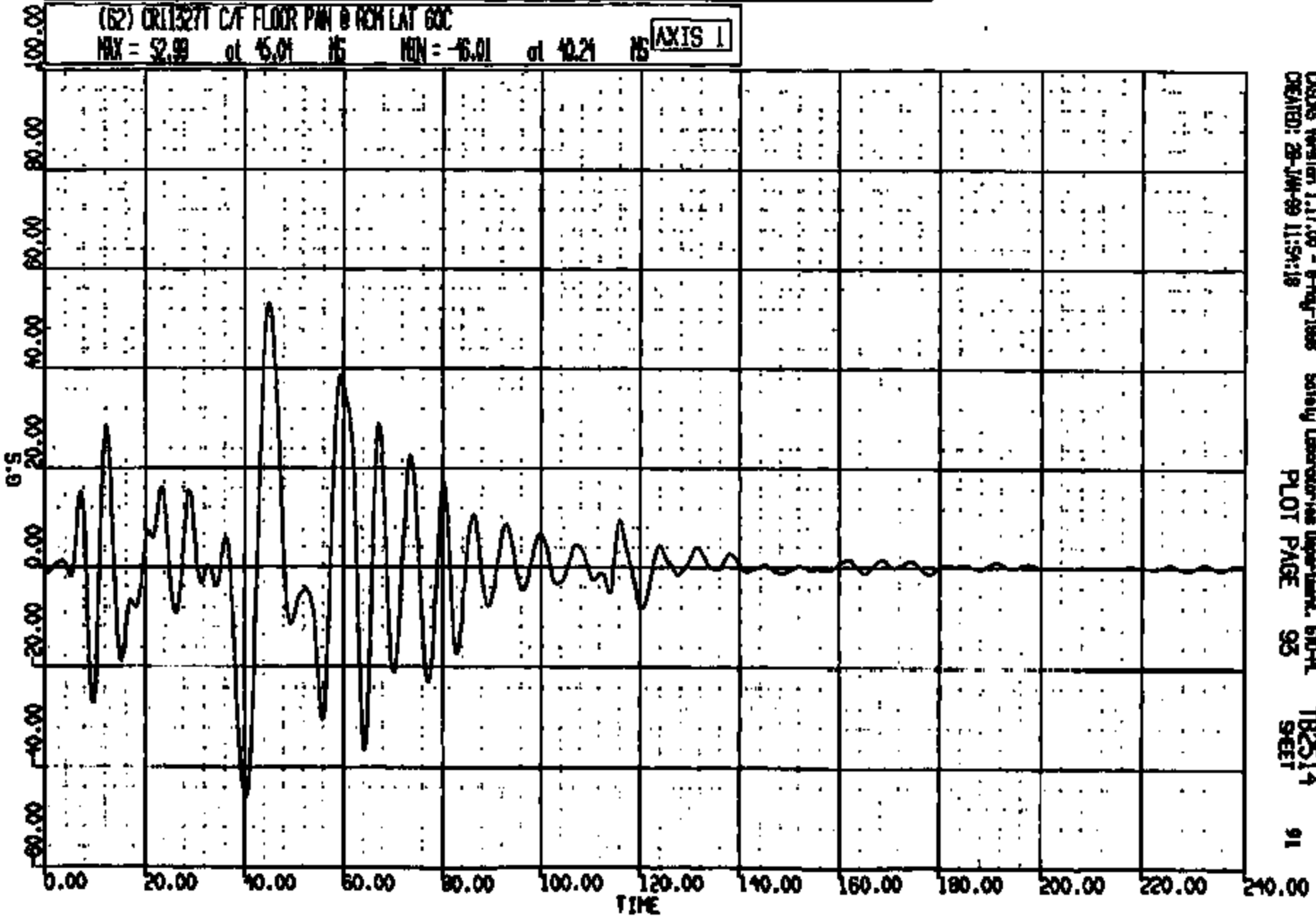
CRTS 001327

CR N: 11327 TO: TB2514 DATE: 880128 11:08:22
3000 D-188

(62) CR11327T C/F FLOOR PAN @ NON LAT 60C

MAX = 52.99 at 45.01 MS MIN = -45.01 at 42.24 MS

AXIS 1



CASDC Version 1.17.00 - 8-May-1988
CREATED: 28-JUN-89 11:54:18

Safety Laboratory Department, 610-PL
PLOT PAGE 95

TB2514
SHEET

91

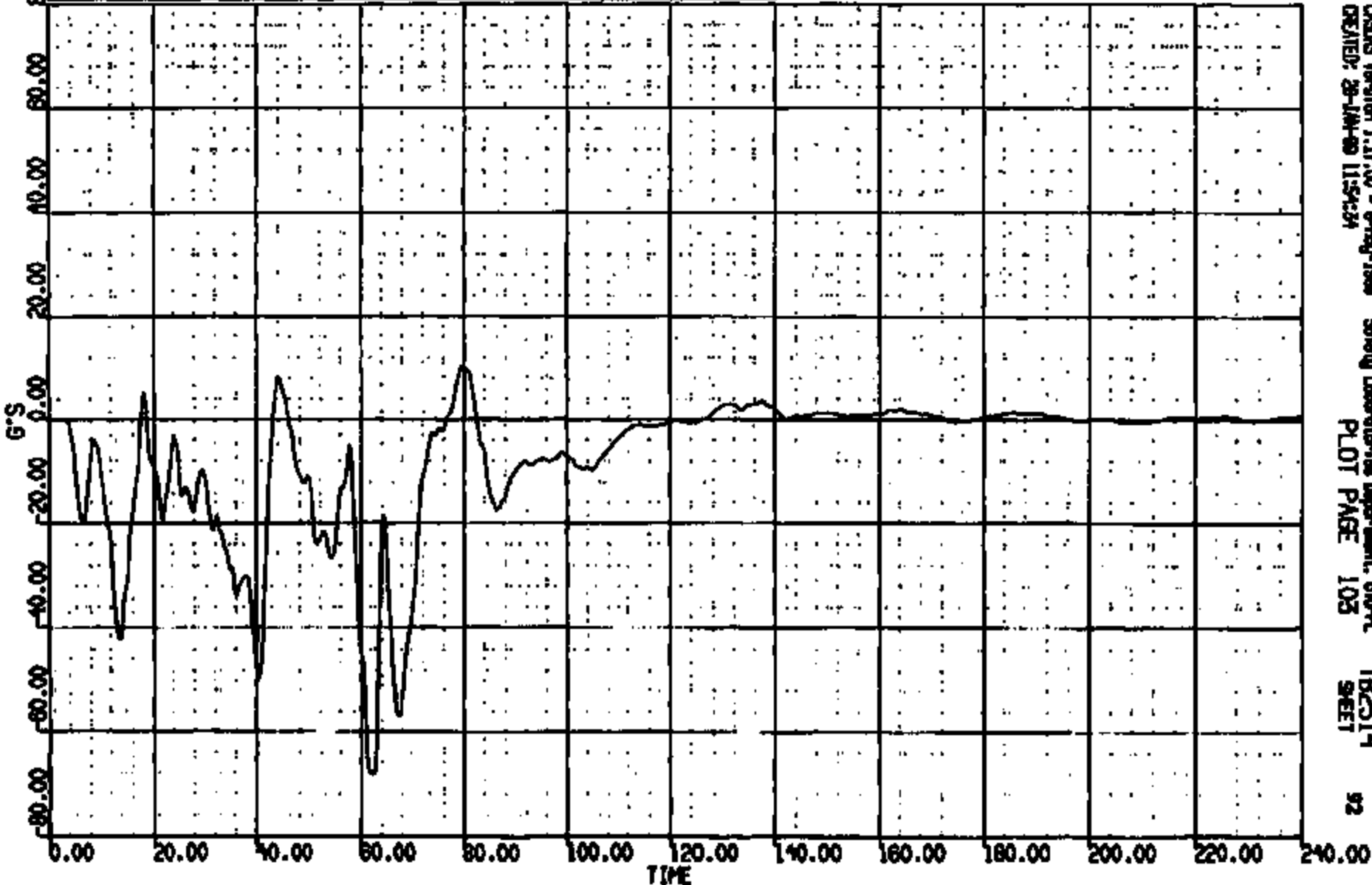
CRIS 0011327

CR R: 11327 TO: TB2514 DATE: 080128 11:09:22
2000 D-188

(72) CR113271 R/F FLOOR PAN @ #1 XMR SEAT C LONG 60C

MAX = 10.35 at 73.60 MS MIN = -18.14 at 62.48 MS

AXIS 1



CRSIS Version 1.17.00 - 8-May-1999
CREATED: 28-JAN-00 11:54:34

Safety Laboratories Department, 610-A
PLOT PAGE 103

TB2514
SHEET

92

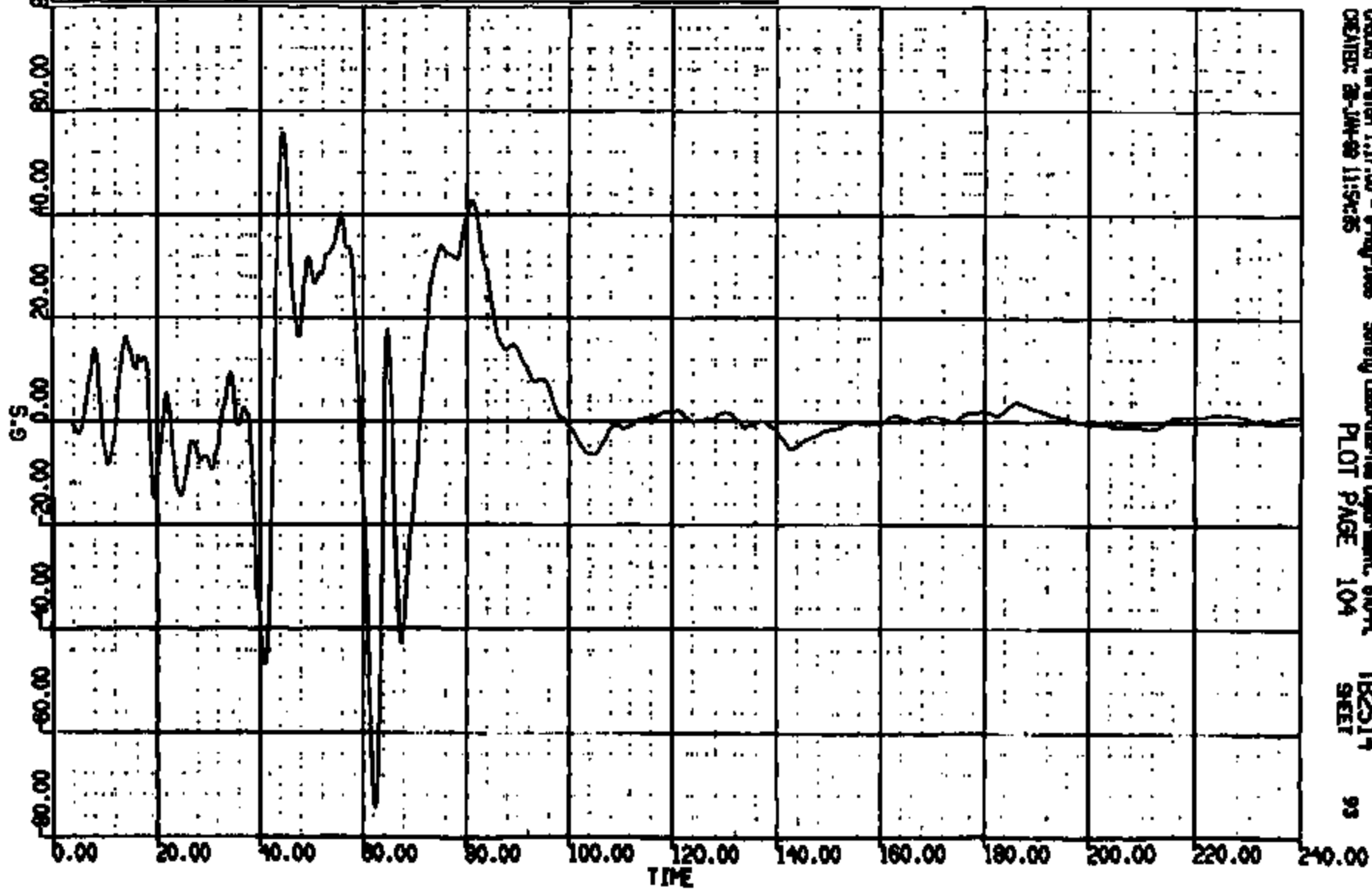
CRIS 0011327

CR #: 11327 TO: TB2514 DATE: 990128 11:09:22
2000 D-166

(73) CR11327 R/F FLOOR PW 0 #1 XMR SEAT C VERT 60C

MAX = 55.58 at 44.48 MS MIN = -74.41 at 62.40 MS

AXIS 1



CRS Version 1.17.00 - 8-May-99
CREATED: 28-JUN-99 11:59:35

Safety Laboratories Department, 600 PL
PLOT PAGE 104

TB2514
SHEET

98

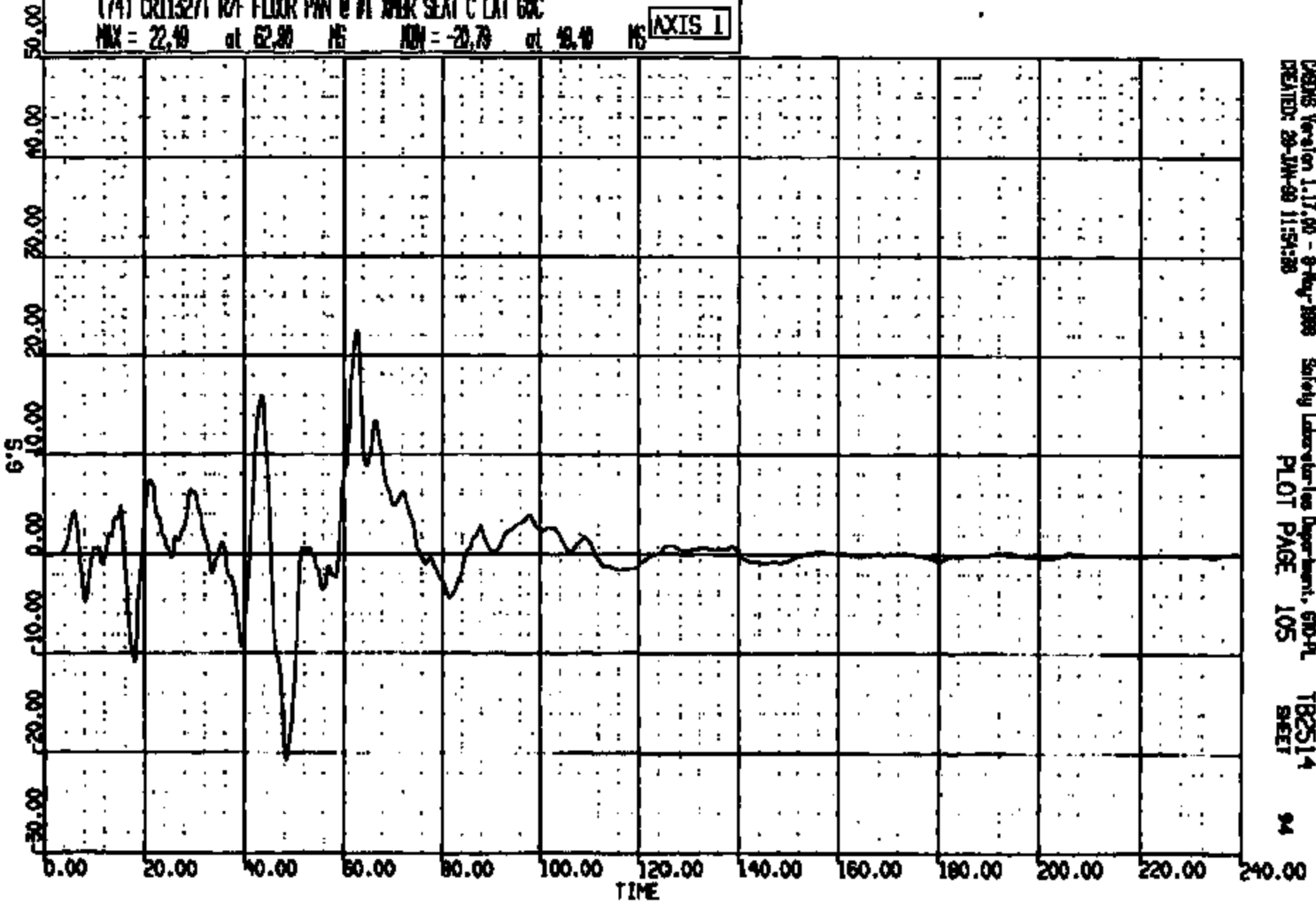
CRIS 0011327

CR R: 11327 TO: TR2514 DATE: 990128 11:09:22
2000 D-188

(74) CR11327T R/F FLOOR PAN @ #1 MBR SEAT C LAT 60C

MAX = 22.49 at 62.80 MS MIN = -20.79 at 48.40 MS

AXIS 1

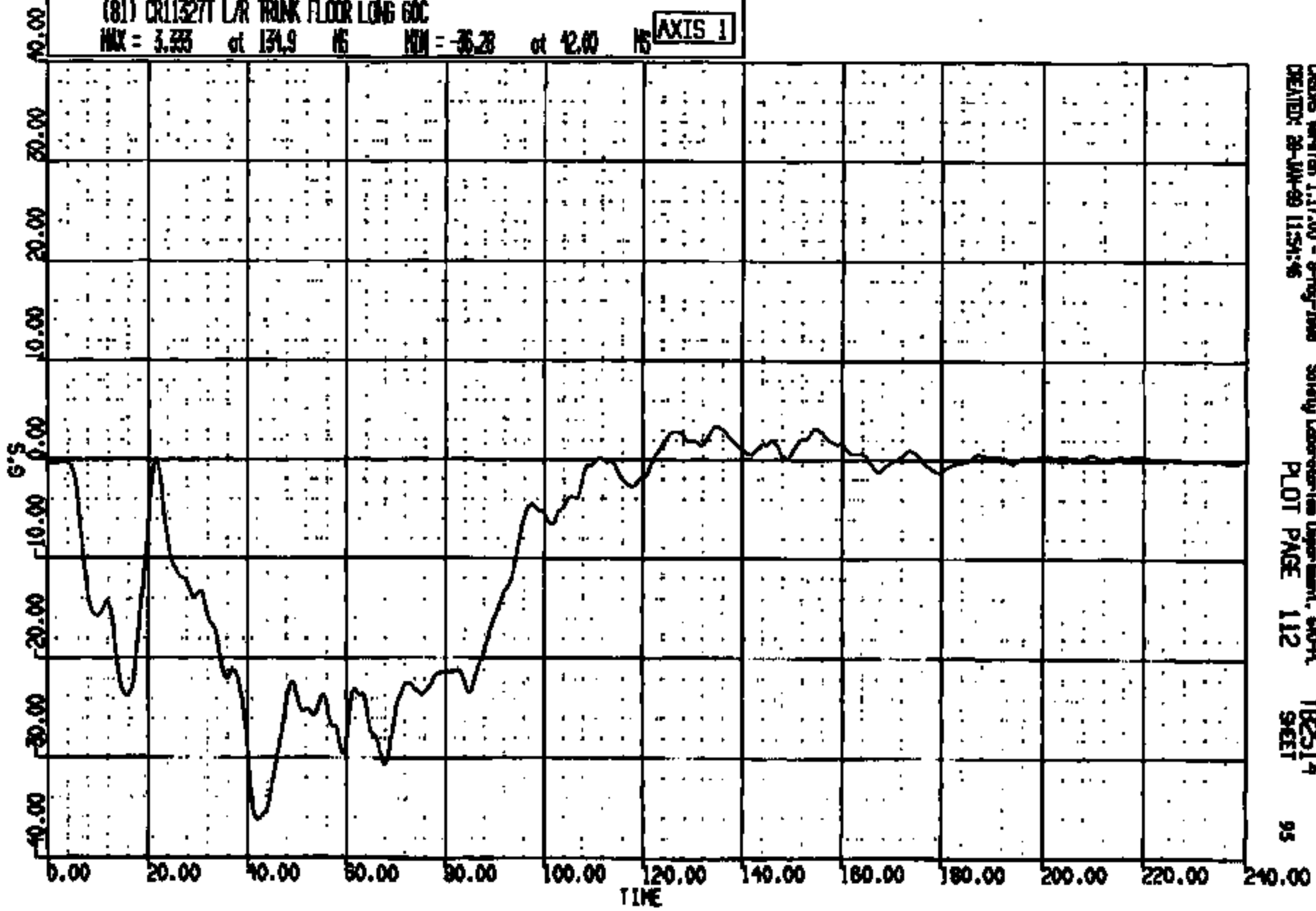


CADDS Version 1.17.00 - 9-May-1998 Safety Laboratories Department, 610-A
CREATED: 28-JUN-99 11:54:28 PLOT PAGE 105 TR2514 SHEET 94

CR11327

CR R: 11327 TO: TB2514 DATE: 99128 11:09:22
2000 D-186

(81) CR11327T L/R TRNK FLOOR LONG GDC
MAX = 3.333 at 131.9 NS MIN = -36.28 at 12.00 NS **AXIS 1**

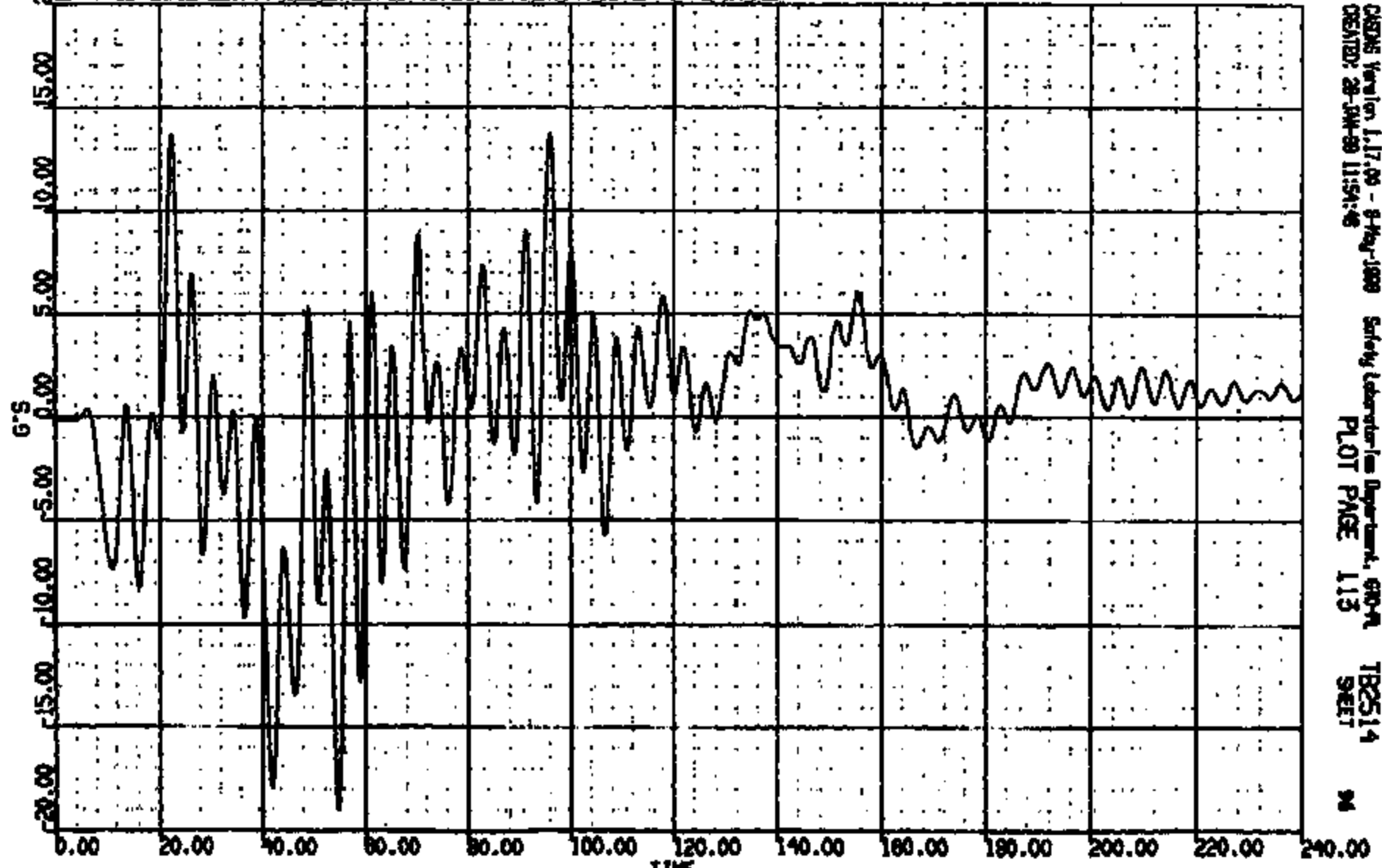


CRS05 Version 1.17.00 - 9-May-2000 Safety Laboratories Department, 600-A
CREATED: 28-JUN-99 11:54:46 PLOT PAGE 112 SHEET 95

CR11327

CR R: 11327 TO: TR2514 DATE: 880128 11:09:22
R000 D-188

(82) CR113271 L/R THIN FLOOR VERT GOC
MAX = 13.89 at 55.92 16 MIN = -13.00 at 51.72 15 **AXIS 1**



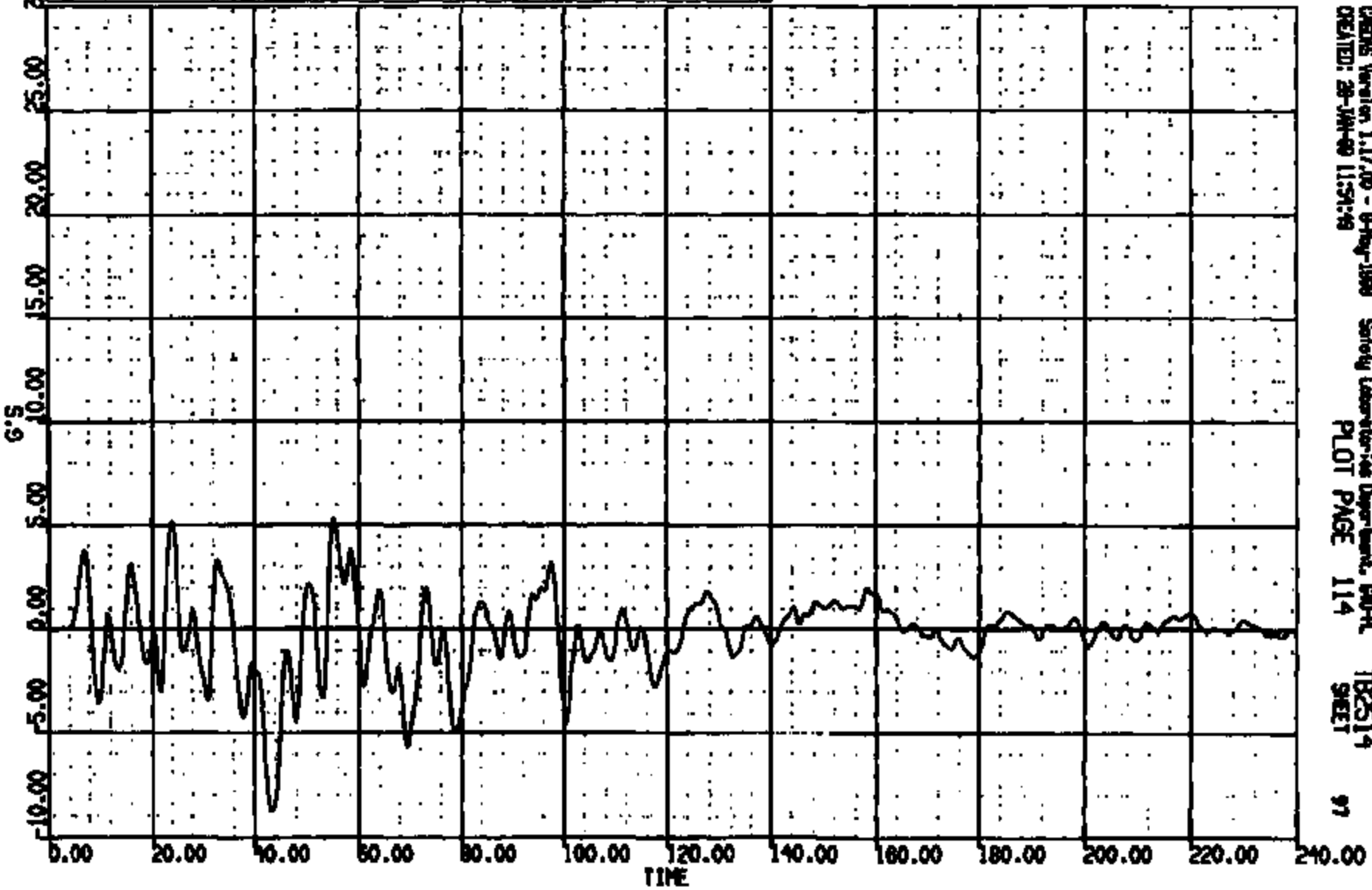
CADDS Version 1.17.00 - 8-May-1988 Safety Laboratories Department, 600-A
CREATED: 28-JAN-89 11:54:16 TR2514
PLOT PAGE 113 SHEET 24

CRIS 001132

CR R: 11327 TO: TB2514 DATE: 990128 11:09:22
2000 D-188

(83) CR11327 L/R TRUNK FLOOR LAT GOC
MAX = 5.385 at 55.28 MS MIN = -8.738 at 43.28 MS

AXIS 1



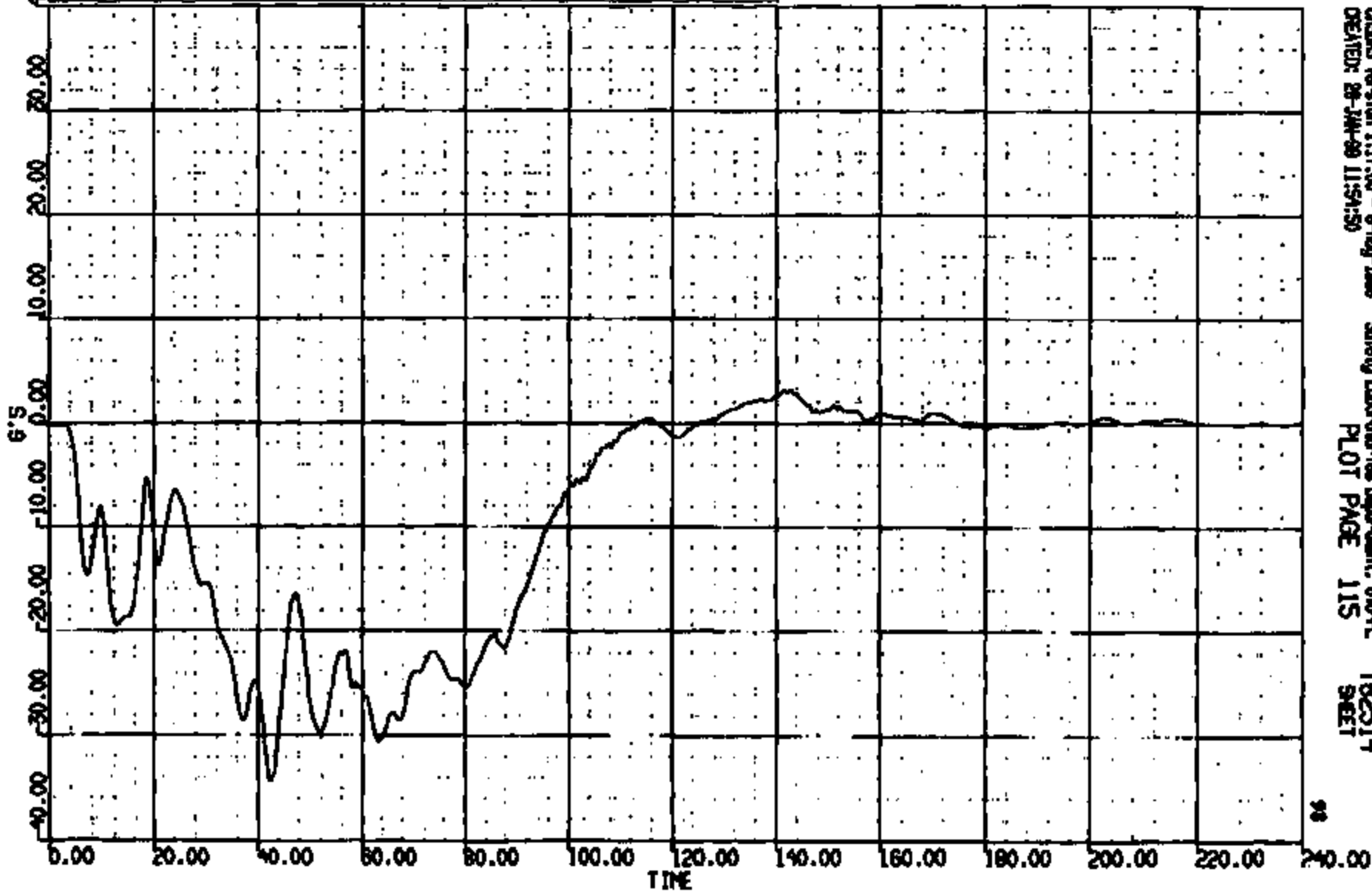
CRENS Version 1.17.00 - 8-May-1999 Safety Laboratories Department, GPO-IL
CREATED: 28-JAN-00 11:51:19 PLOT PAGE 114 TB2514
97

CRIS 0011327

CR R: 11527 TO: T82514 DATE: 990128 11:09:22
2000 D-198

(84) CRT13271 R/R WALK FLOOR LONG 60C
MAX = 3.288 at 142.6 MS MIN = -31.38 at 42.32 MS

AXIS 1



CAENS Version 1.17.00 - 8-May-1999 Safety Laboratory Department, 610-A
CREATED: 28-JAN-99 11:54:50 PLOT PAGE 115 T82514
SHEET

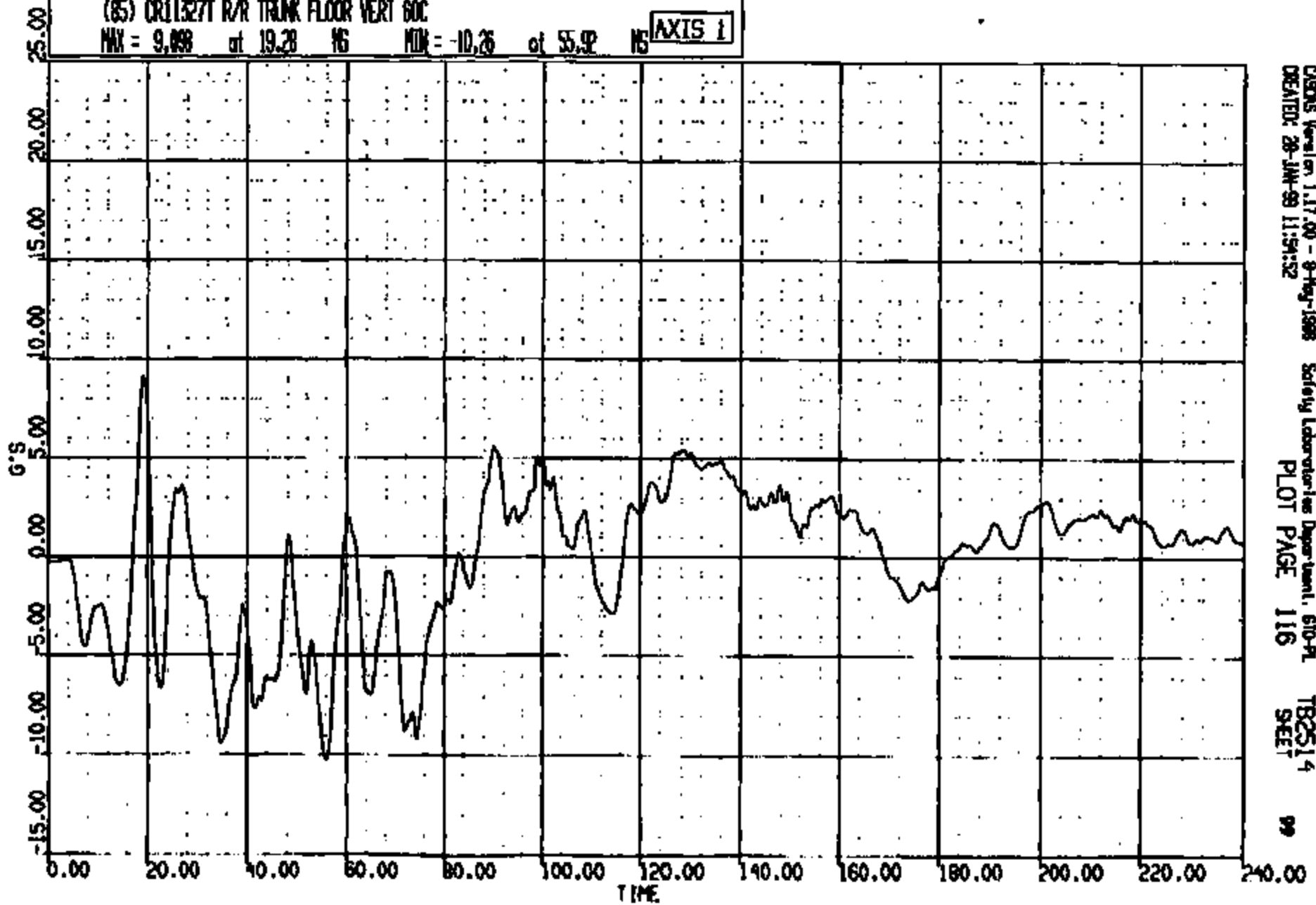
CRTS 0011327

CR R: 11327 TO: TB2514 DATE: 990128 11:09:22
2000 0-198

(85) CR11327 R/R TRUNK FLOOR VERT 60C

MAX = 9.098 at 19.28 MS MIN = -10.26 at 55.92 MS

AXIS 1



CRSIS Version 1.17.00 - 9-May-1998
CREATED: 28-JAN-99 11:54:32

Safety Laboratories Department, 610-PL
PLOT PAGE 116

TB2514
SHEET

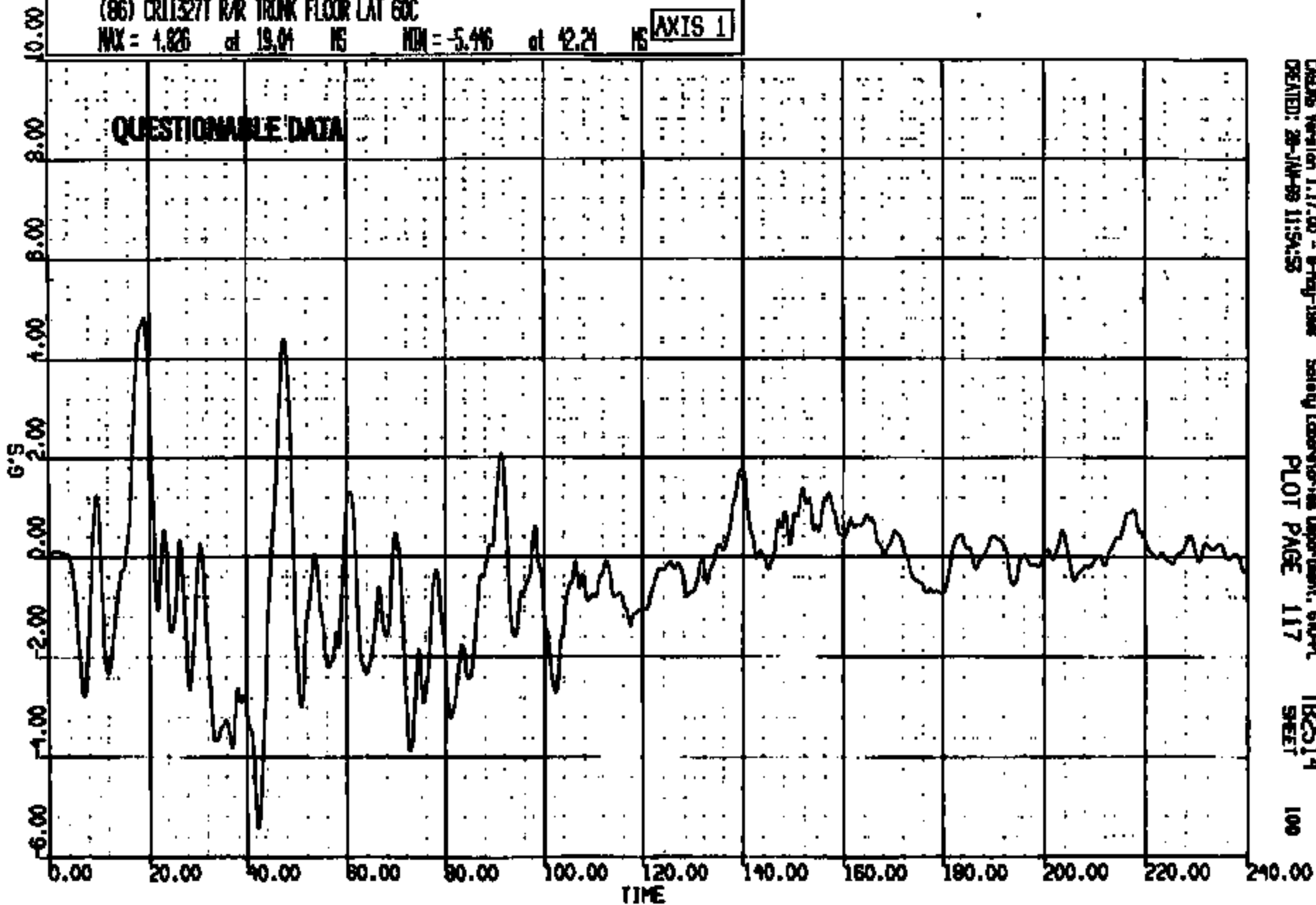
09

CRIS 0011327

CR: 11527 TO: T82514 DATE: 990128 11:09:22
2000 0-186

(86) CR11327T R/R TRUNK FLOOR LAT 60C

MAX = 4.826 at 19.04 NS MIN = -5.446 at 42.24 NS **AXIS 1**



CRS Version 1.17.00 - 8-Aug-1998
CREATED: 28-JUN-99 11:54:53

Safety Laboratories Department, 600-9
PLOT PAGE 117

T82514
SHEET

100

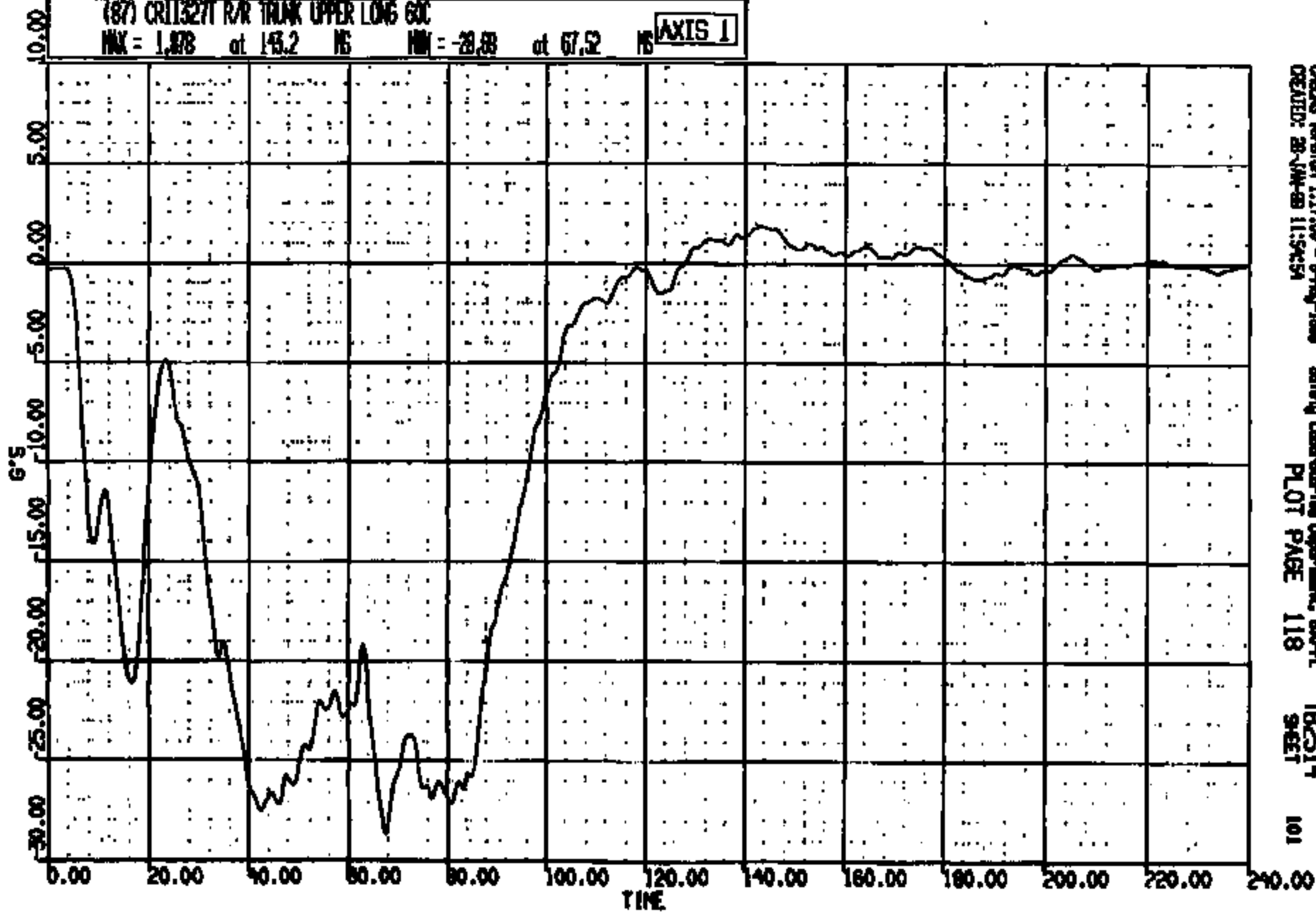
CRIS 0011327

CR R: 11327 TO: TB2514 DATE: 990129 11:09:22
E000 0-199

(87) CR11327 R/R TRUNK UPPER LONG 60C

MAX = 1.878 at 143.2 MS MIN = -28.88 at 67.52 MS

AXIS 1



CRSIS Version 1.17.09 - 9-May-1999
CREATED: 29-JAN-99 11:59:51

Safety Laboratory Department, BSC-PL
PLOT PAGE 118

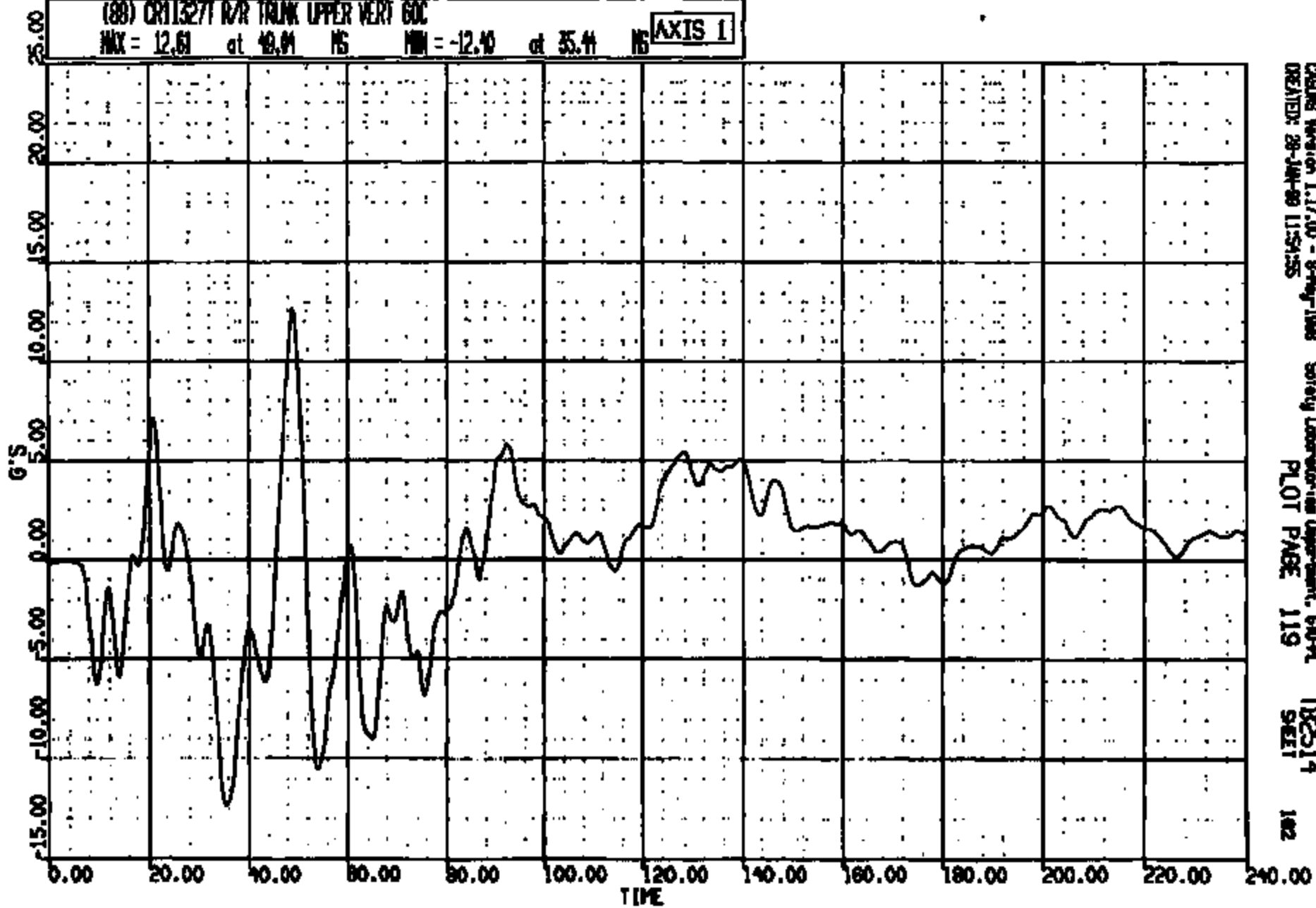
TB2514
94ET

101

CRIS 0011327

CR R: 11827 TO: TB2514 DATE: 990129 11:09:22
2000 D-188

(88) CR113271 R/R TRUNK UPPER VERT GOC
MAX = 12.61 at 49.91 MS MIN = -12.40 at 35.41 MS **AXIS 1**



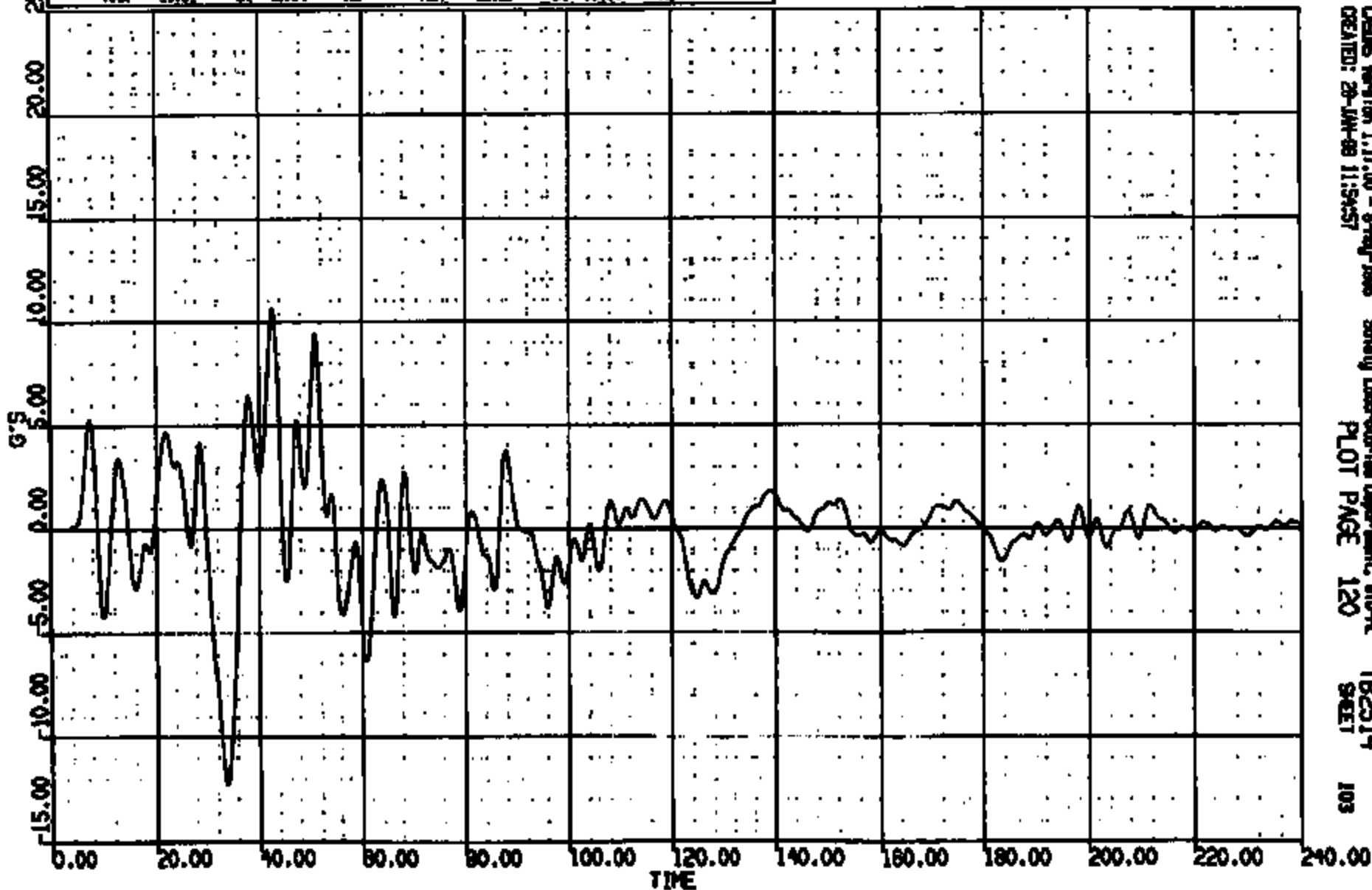
CASING Version 1.17.00 - 8-May-1998 Safety Laboratory Department, 610-A
CREATED: 28-JAN-99 11:54:55 PLOT PAGE 119 TB2514
98E1 182

CR11327

CR R: 11327 TO: TB2514 DATE: 980128 11:09:22
2000 D-188

(89) CR1327T R/R THINK UPPER LAT 60C
MAX = 10.61 at 42.61 NS MIN = -12.28 at 53.91 NS

AXIS 1

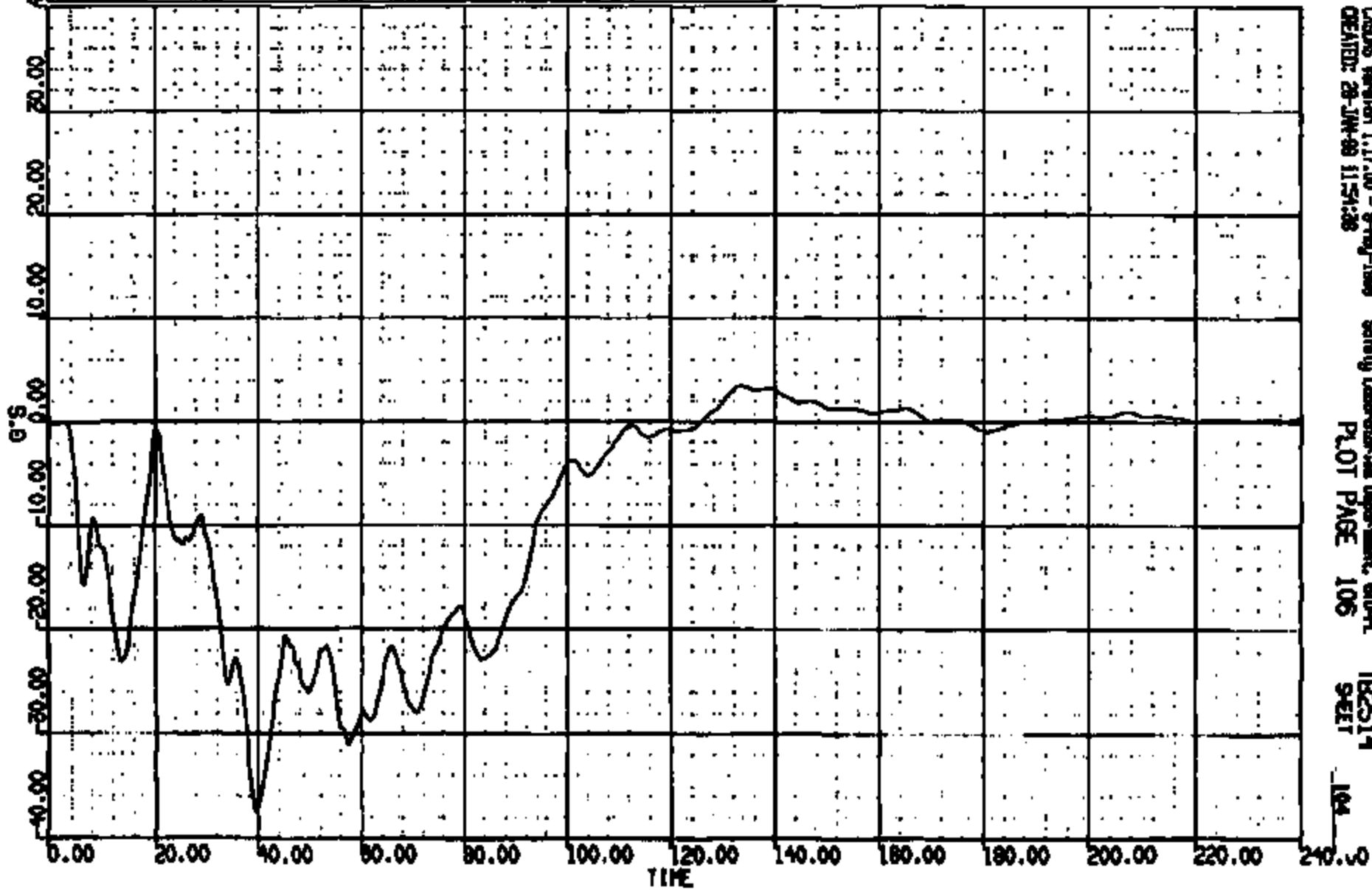


CRMS Version 1.17.00 - 8-May-2000 Safety Laboratory Department, EPO-R
CREATED: 28-JUN-98 11:54:57 PLOT PAGE 120 TB2514 SHEET 103

CRIS 0011327

CR R: 11327 TO: T82514 DATE: 890129 11:08:22
8000 0-188

(75) CR11327 L/ROCKER @ B-PILLAR LONG GC
MAX = 3.971 at 133.2 MS MIN = -37.58 at 39.68 MS **AXIS 1**



CRDIS Version 1.17.00 - 8-Aug-1989
CREATED: 28-JUN-89 11:54:38

Safety Laboratory Department, 800-PL
PLOT PAGE 106

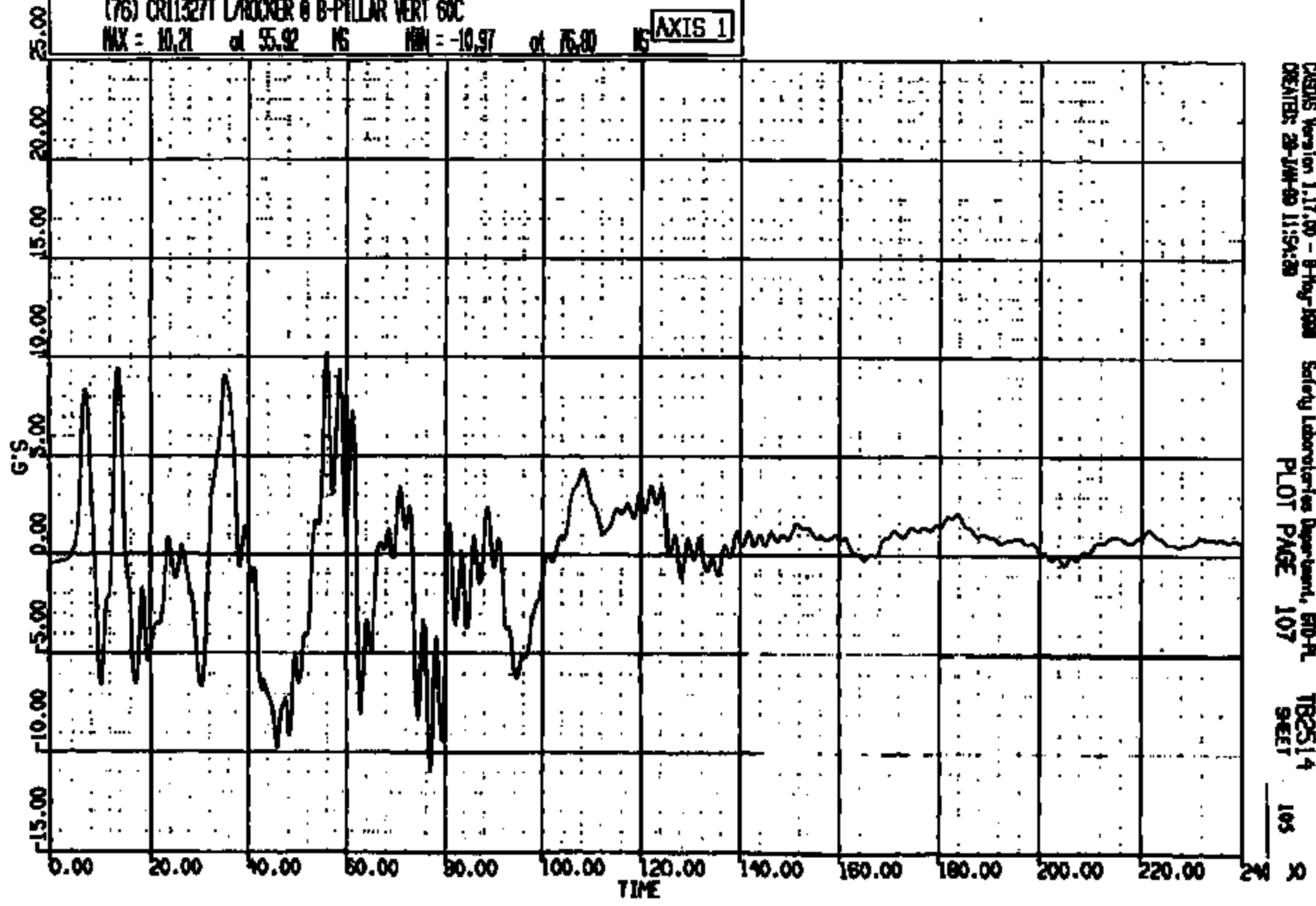
T82514
SHEET

104

CRIS 0011327

CR R: 11527 TO: TB2514 DATE: 090128 11:09:22
2000 0-188

(76) CR113271 L/ROCKER @ B-PILLAR VERT 60C
MAX = 10.21 at 55.92 MS MIN = -10.97 at 76.80 MS **AXIS 1**



CASIMS Version 1.17.00 - 8-May-1998 Safety Laboratories Department, ETO-PL
CREATED: 28-JUN-99 11:54:20 PLOT PAGE 107 SECT TB2514 105

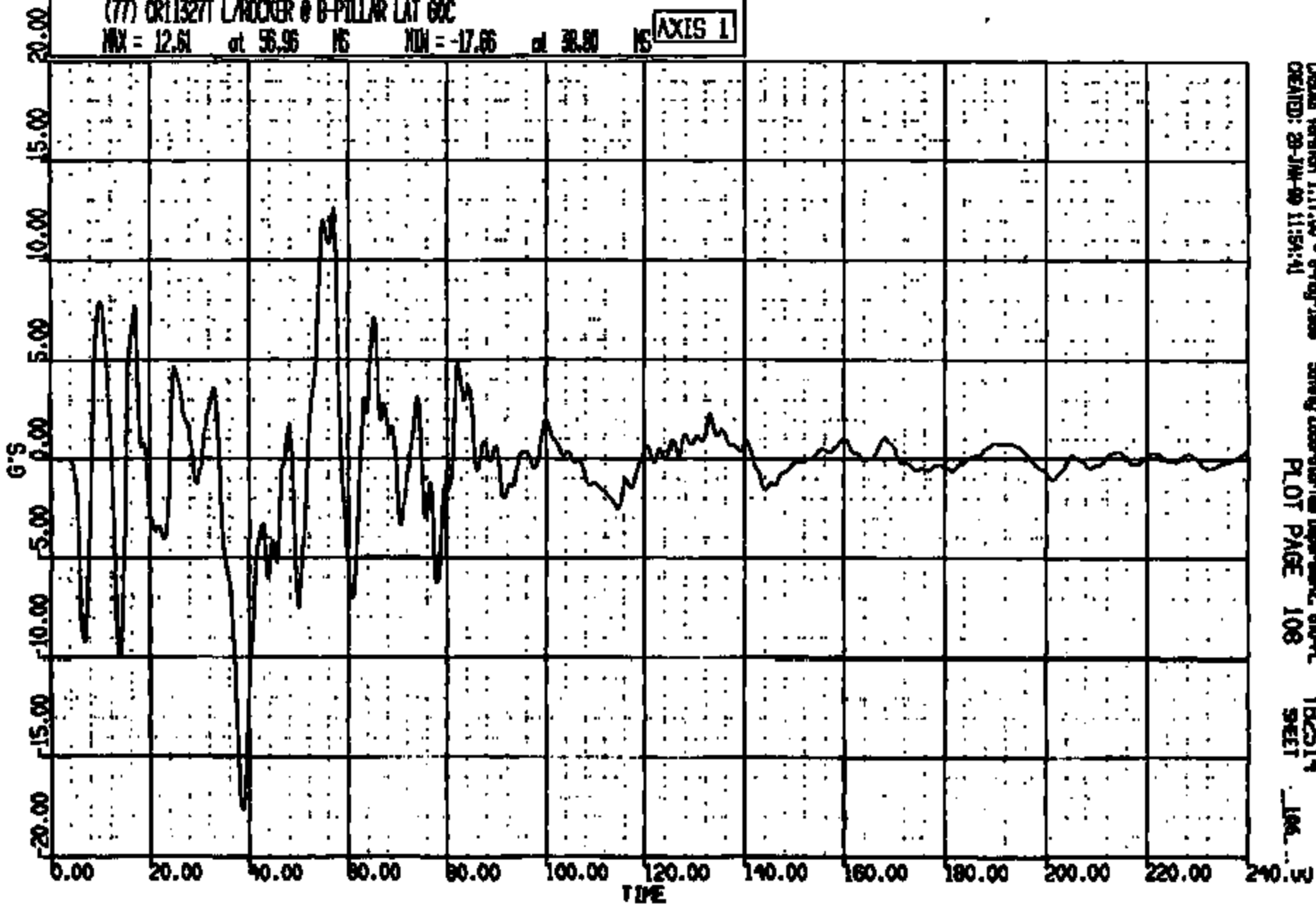
CRTS 0011327

CR #: 11327 TO: TB2514 DATE: 990128 11:09:22
2000 D-169

(77) CR113271 L/ROCKER @ B-PILLAR LAT 69C

MAX = 12.61 at 56.95 MS MIN = -17.66 at 38.80 MS

AXIS 1



CADDS Version 1.17.00 - 8-May-1999
CREATED: 28-JUN-99 11:54:41

Safety Laboratory Department, 670-A
PLOT PAGE 108

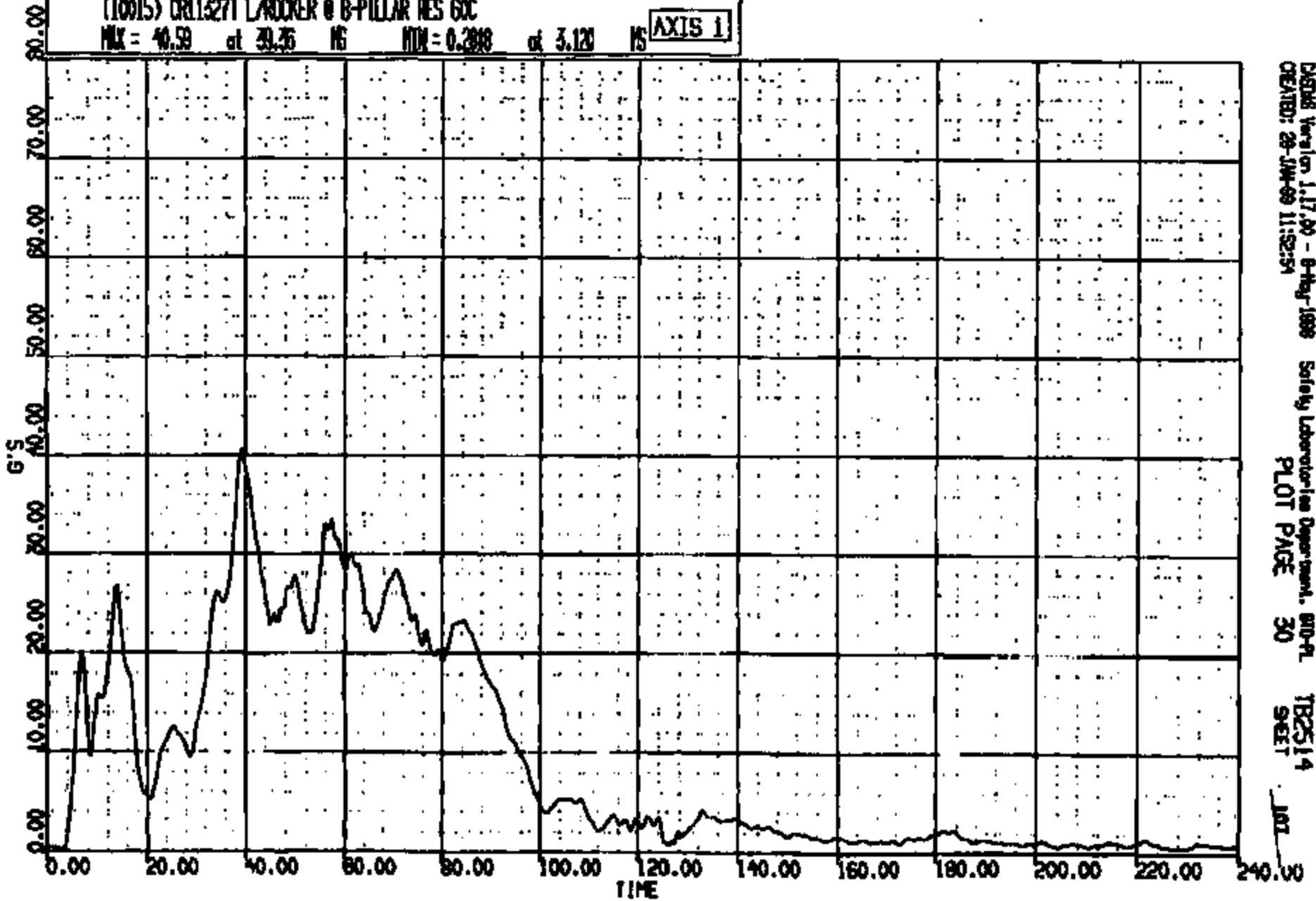
TB2514
SHEET

106

CR11327

CR R: 11827 TO: TB2514 DATE: 890128 11:08:22
2000 D-188

(10015) CR11327 LADDER @ B-PILLAR NES GC
MAX = 40.59 at 39.35 MS MIN = 0.2818 at 3.120 MS **AXIS 1**



DISK Version 1.17.00 - 8-Aug-1989 Safety Laboratories Department, BFD-PL
CREATED: 28-JUN-89 11:52:54 PLOT PAGE 30 TB2514
SET 101

CR15 0011327

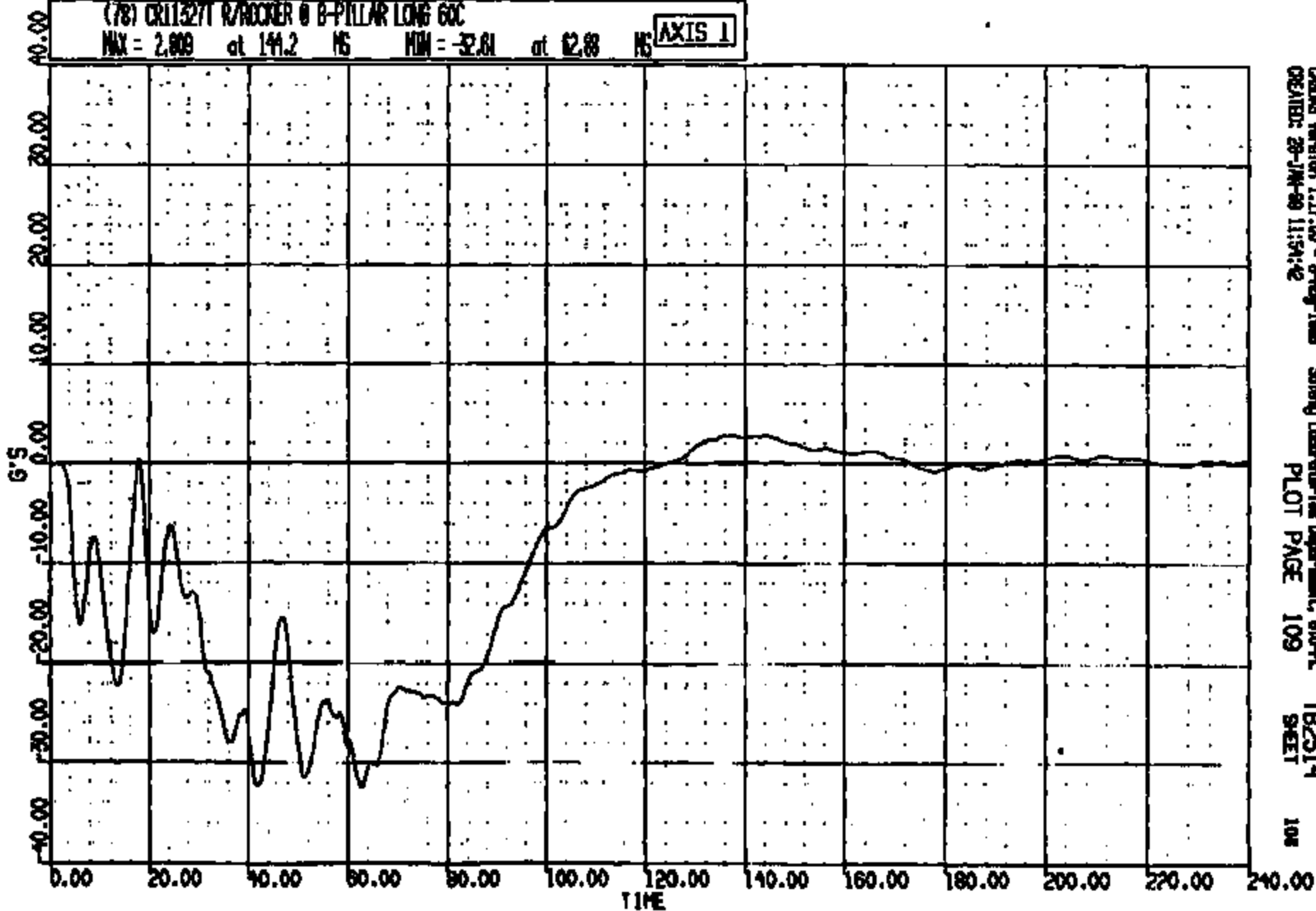
CR R: 11327 TO: TB2514 DATE: 990128 11:09:22

2000 D-189

(78) CR11327T R/ROCKER @ B-PILLAR LONG 60C

MAX = 2.909 at 144.2 MS MIN = -32.61 at 62.88 MS

AXIS 1



CR11327 Version 1.17.00 - 9-May-1999
CREATED: 28-JAN-99 11:54:42

Safety Laboratories Department, 600-PL
PLOT PAGE 109

TB2514
SHEET

108

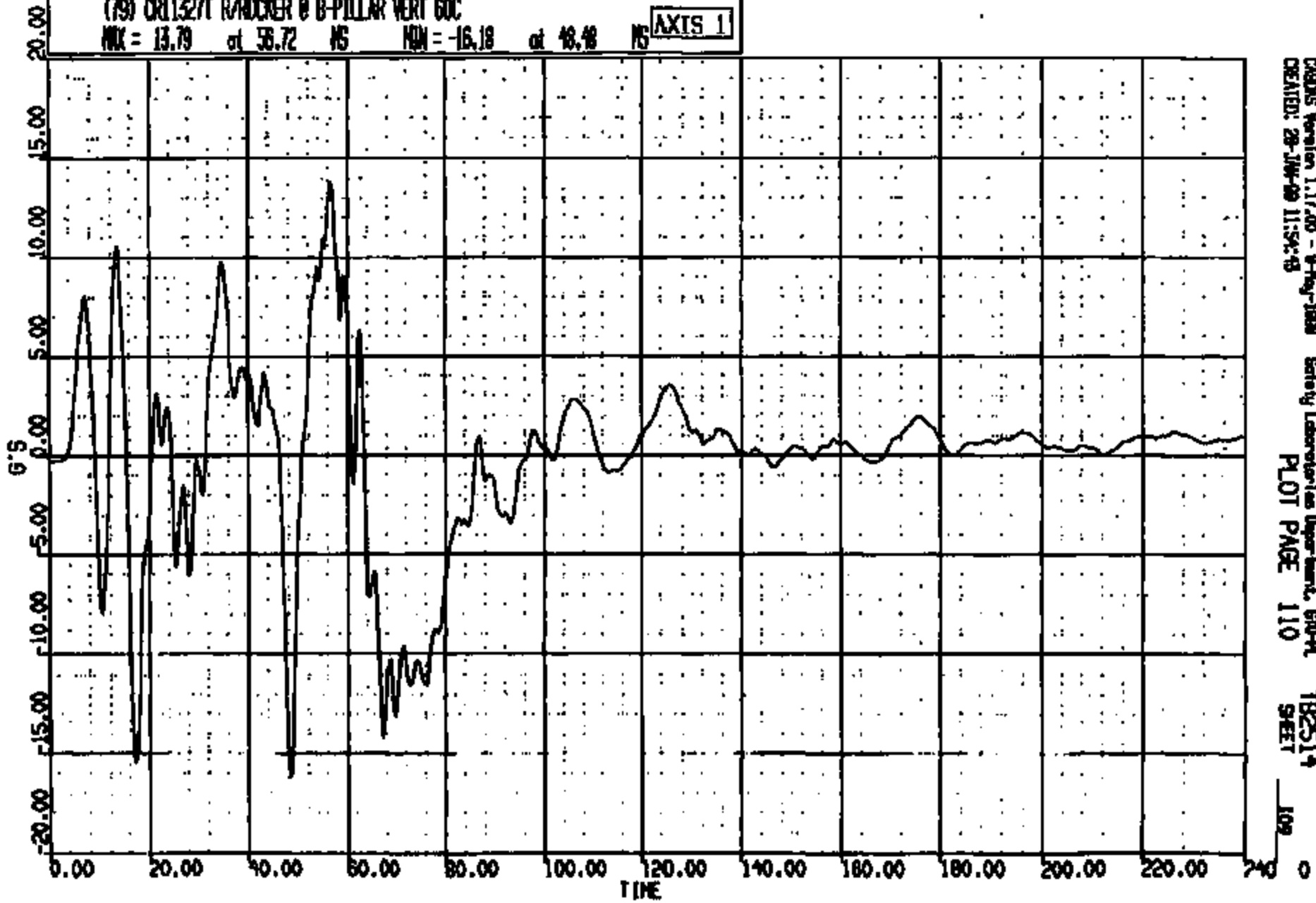
CR11327

CR R: 11327 TO: T82514 DATE: 890128 11:09:22
2000 D-188

(79) CR11327/1 R/ROCKER @ B-PILLAR VERT GDC

MAX = 13.79 at 56.72 NS MIN = -16.18 at 48.48 NS

AXIS 1



CRSAS Version 1.17.00 - 8-May-1988
CREATED: 28-JUN-89 11:54:43

Safety Laboratory Department, 600 PL
PLOT PAGE 110

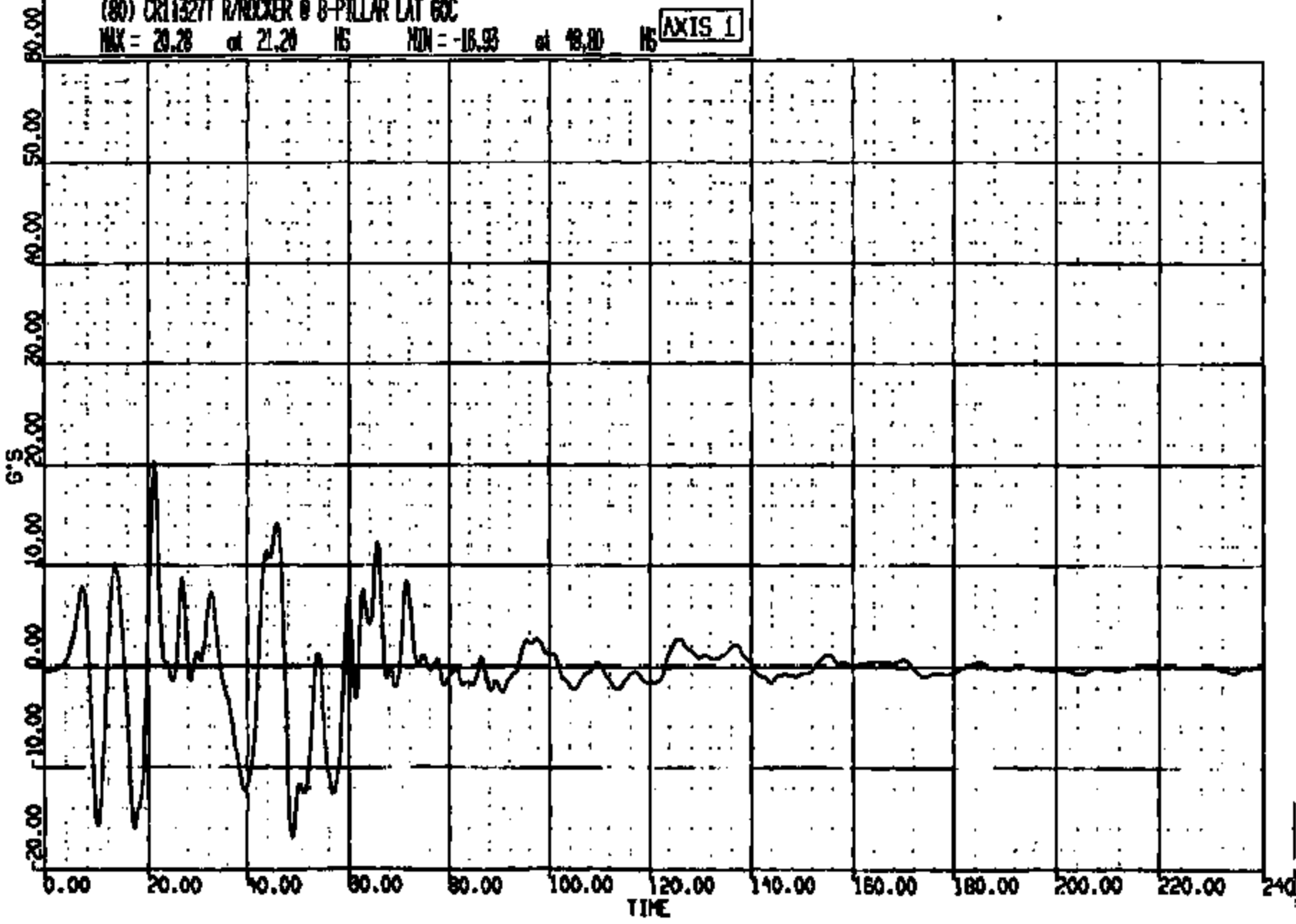
T82514
SHEET

109

CRIS 0011327

CR R: 11327 TO: TB2514 DATE: 090126 11:08:22
2000 0-188

(80) CR11327T R/RICKER @ B-PILLAR LAT 60C
MAX = 20.28 at 21.20 NS MIN = -16.93 at 48.00 NS **AXIS 1**



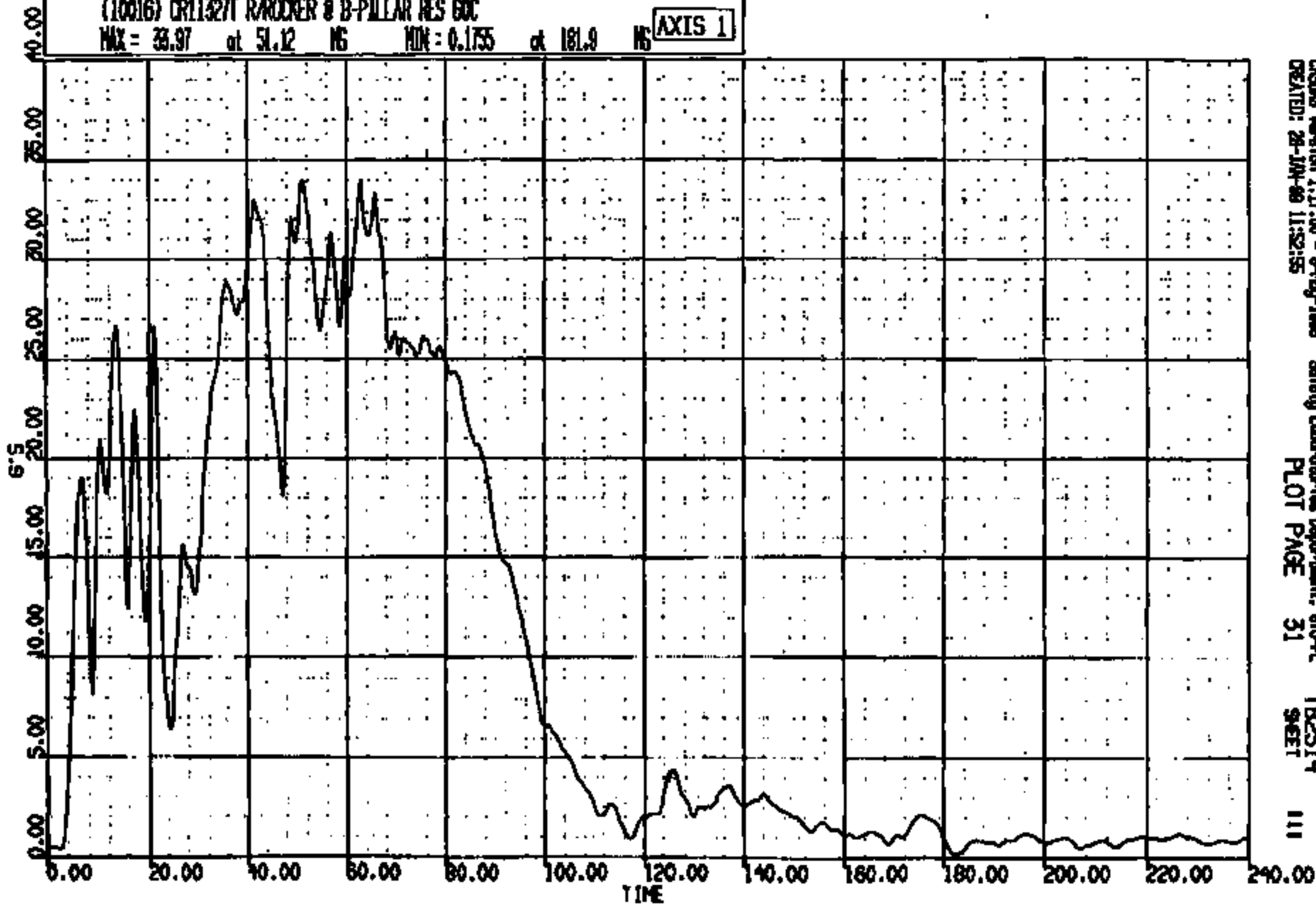
CRSIS Version 1.17.00 - 8-May-1998 Safety Laboratories Department, SDSU
CREATED: 26-JUN-98 11:54:45 PLOT PAGE 111 TB2514
SHEET 110

CRIS 0011327

CR R: 11327 TC: TB2514 DATE: 990128 11:09:22
2000 D-186

(10016) CR11327I R/ROCKR @ B-PILLAR RES 60C
MAX = 33.97 at 51.12 NS MIN = 0.1755 at 181.9 NS

AXIS 1

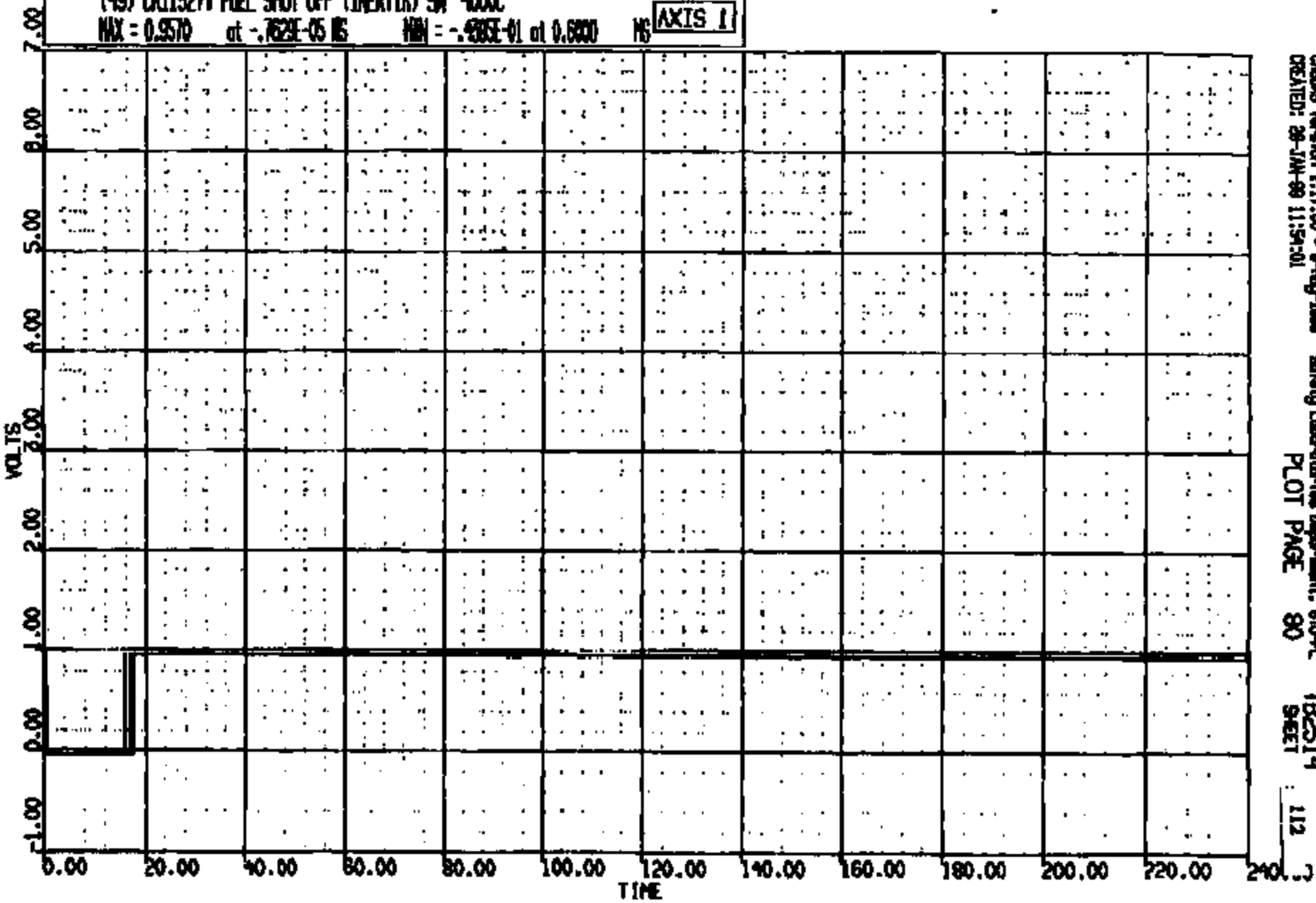


CRS Version 1.17.00 - 8-May-1999 Safety Laboratories Department, 610-41
CREATED: 28-JUN-99 11:52:55
PLOT PAGE 31
TB2514
SHEET 111

CRIS 0011327

CR R: 11327 TO: TB2514 DATE: 990128 11:09:22
2000 D-188

(49) CR11327 FUEL SHUT OFF (INERTIA) SN 4000
MAX = 0.9570 at -.762E-05 MS MIN = -.935E-01 at 0.6000 MS **AXIS 11**

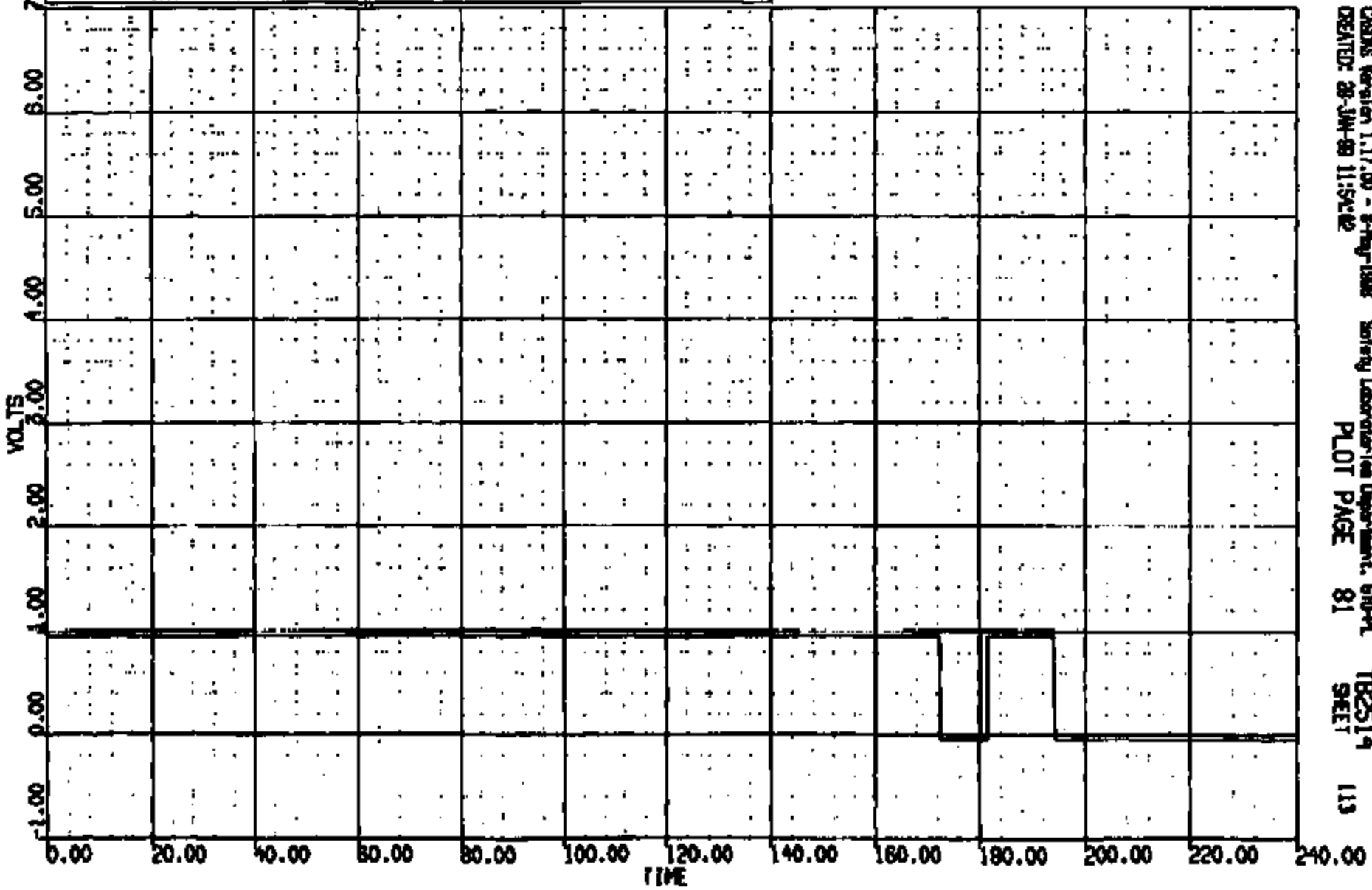


CRS Version 1.17.00 - 8-Aug-1998 Safety Laboratories Department, SIO-PL
CREATED: 28-JAN-99 11:54:01 PLOT PAGE 80 TB2514
SHEET 112

CRIS 0011327

CR R: 11527 TO: TB2514 DATE: 990128 11:09:22
2000 0-188

(50) CR11327T ALTERNATE T-ZERO SM 4000C
MAX = 0.9570 at -.7629E-05 MS MIN = -.4935E-01 at 172.6 MS **AXIS 1**

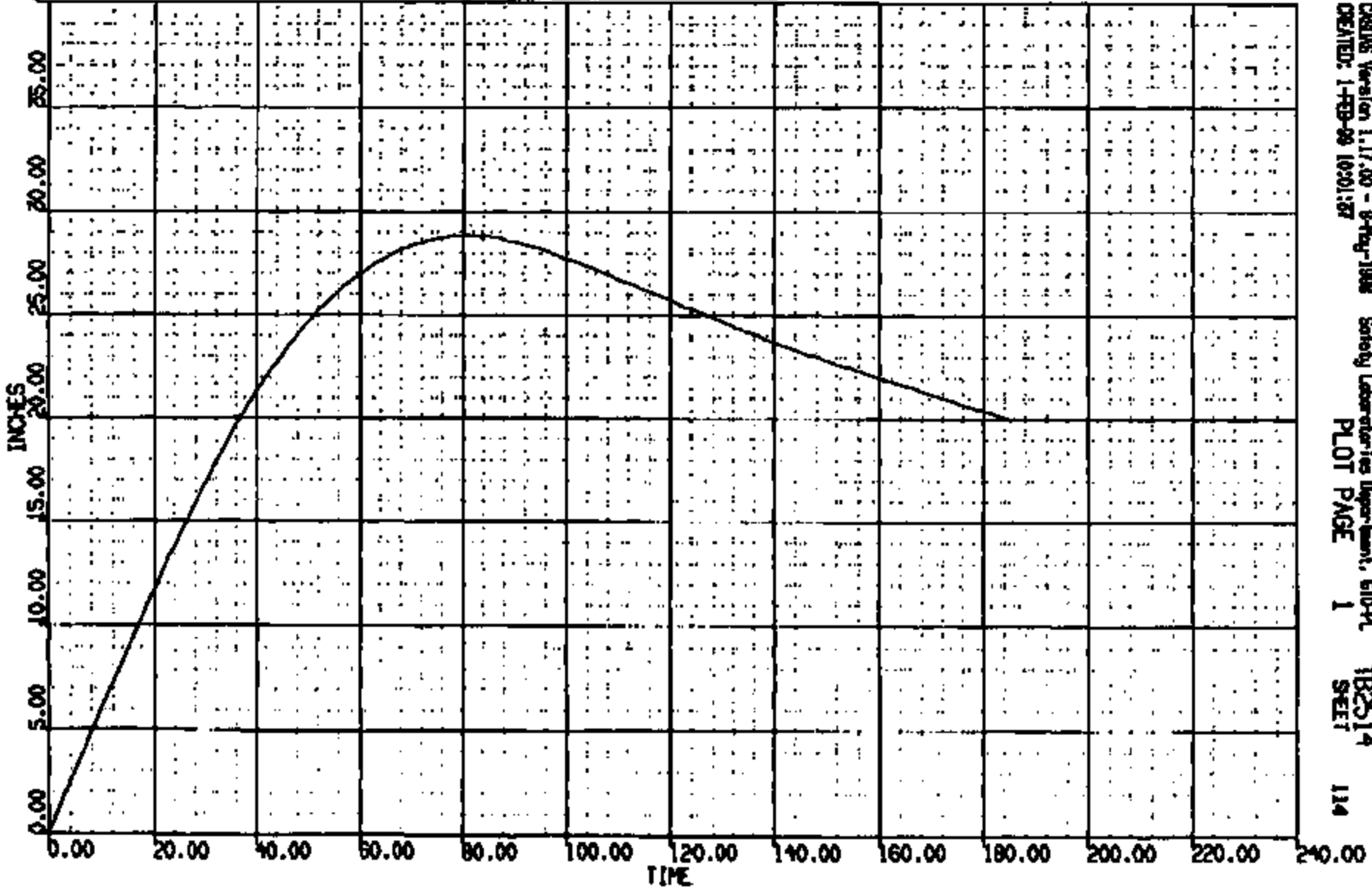


CADDS Version 1.17.00 - 8-May-1998 Safety Laboratory Department, 670-PL
CREATED: 28-JUN-99 11:54:42 PLOT PAGE 81 TB2514 SHEET 113

CRTS 0011327

CIR R: 11327 TO: TB2514 DATE: 990129 11:09:22
D000 D-199

(0) CXC11327 L NBR AT B PLR WRT L END REF LONG DISP
MAX = 28.86 at 80.89 MS MIN = 0.300E-05 at 0.000E+00 MS **AXIS 1**

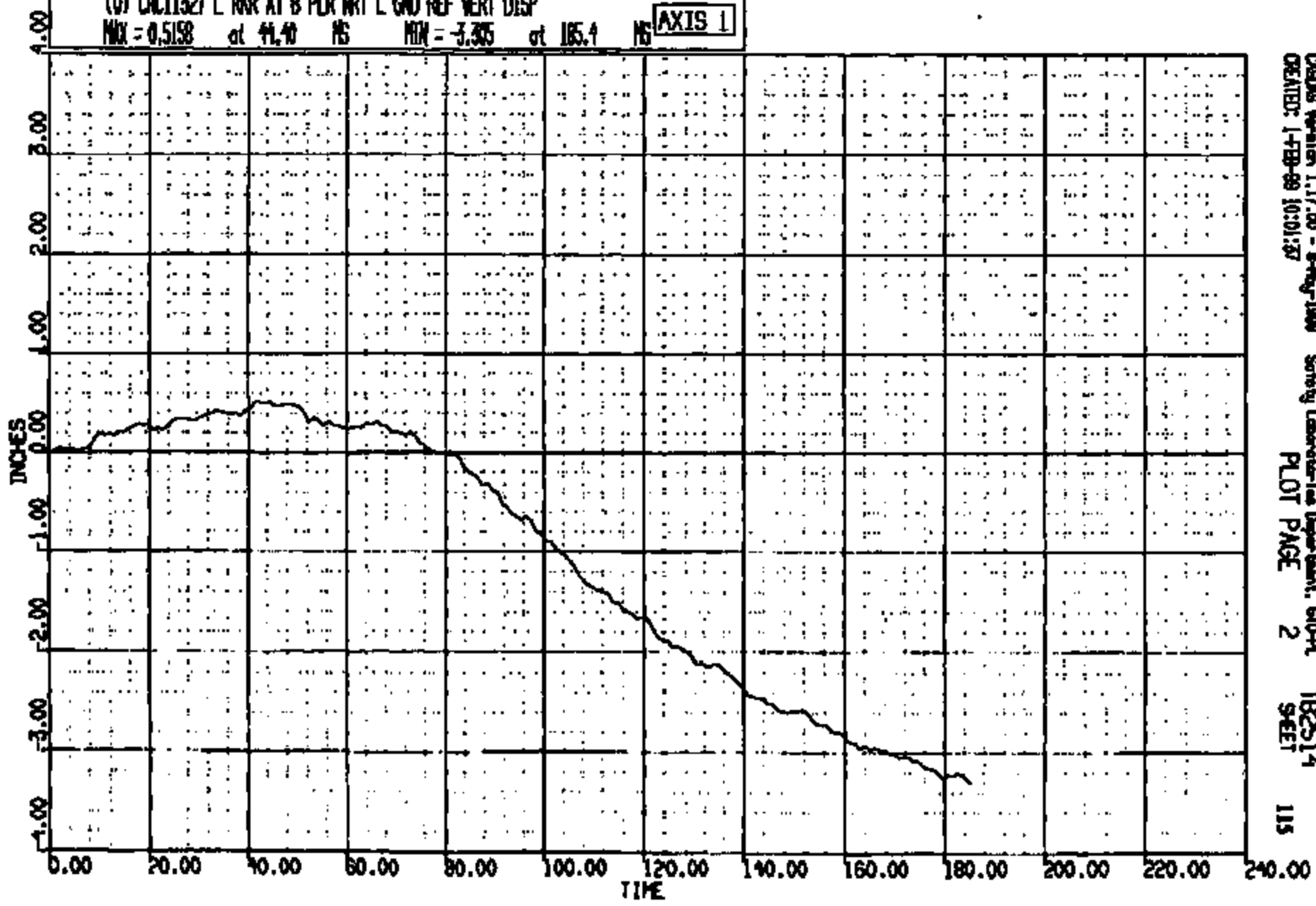


CADDS Version 1.17.00 - 9-May-1998 Safety Laboratories Department, 610-PL
CREATED: 1-FEB-99 10:01:57 PLOT PAGE 1 TB2514
114

CRTS 0011327

CR R: 11327 TO: T82514 DATE: 980128 11:09:22
2000 D-180

(6) CR11327 L RNR AT B PLR NRT L GND REF VERT DISP
MAX = 0.5158 at 44.40 NS MIN = -3.335 at 185.4 NS **AXIS 1**

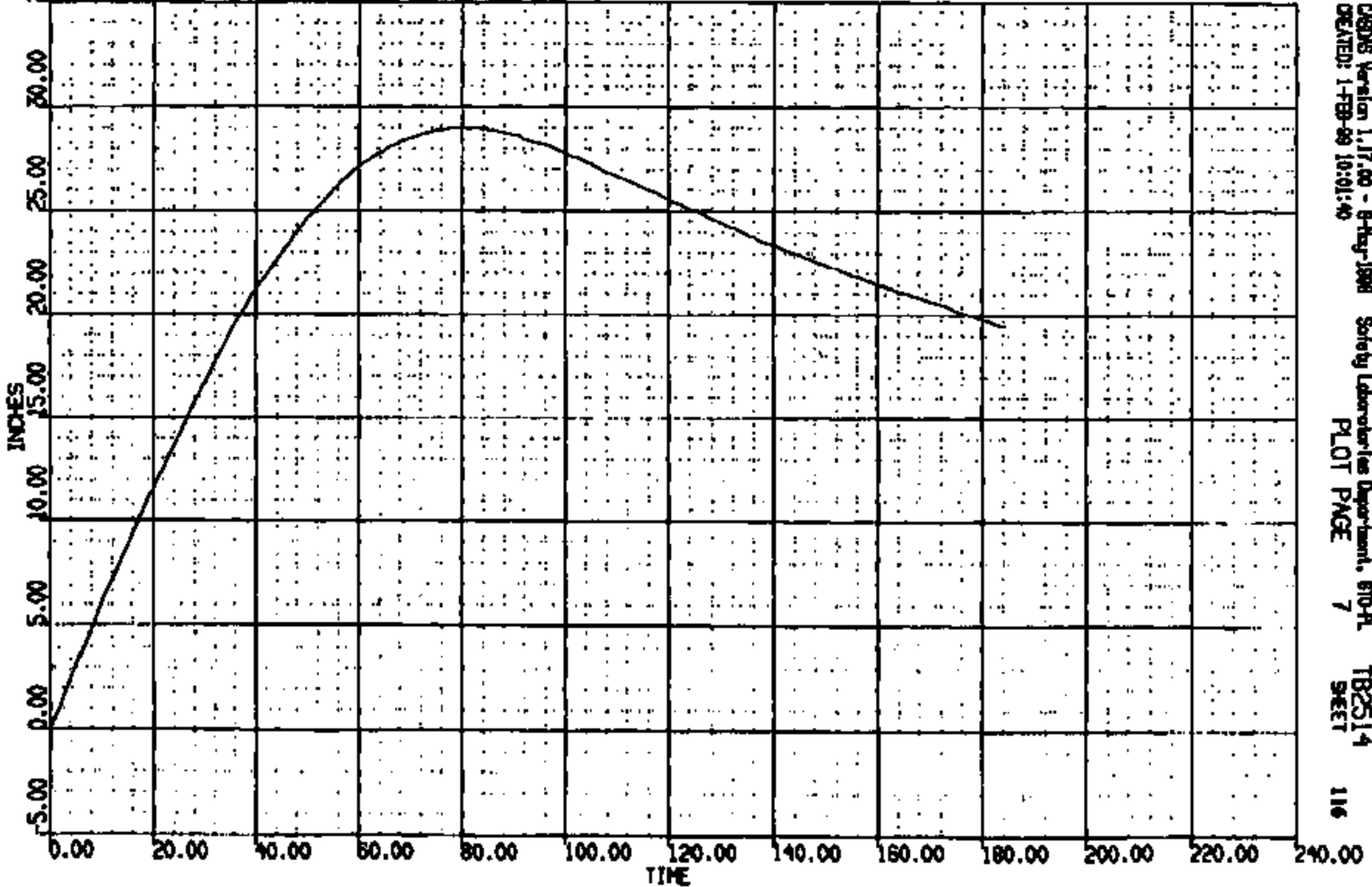


CRSAS Version 1.17.00 - 8-Aug-1998 Safety Laboratory-Lee Department, 610-PL T82514
CREATED: 1-FEB-99 10:01:37 PLOT PAGE 2 SHEET 115

CR11327

CR R: 11527 TO: TB2514 DATE: 990128 11:09:22
2000 D-186

(0) CR011327 R RWR AT B FLR WRT R GND REF LONG DISP
MAX = 29.03 at 78.19 MS MIN = -.100E-45 at 0.000E+00 MS **AXIS 1**

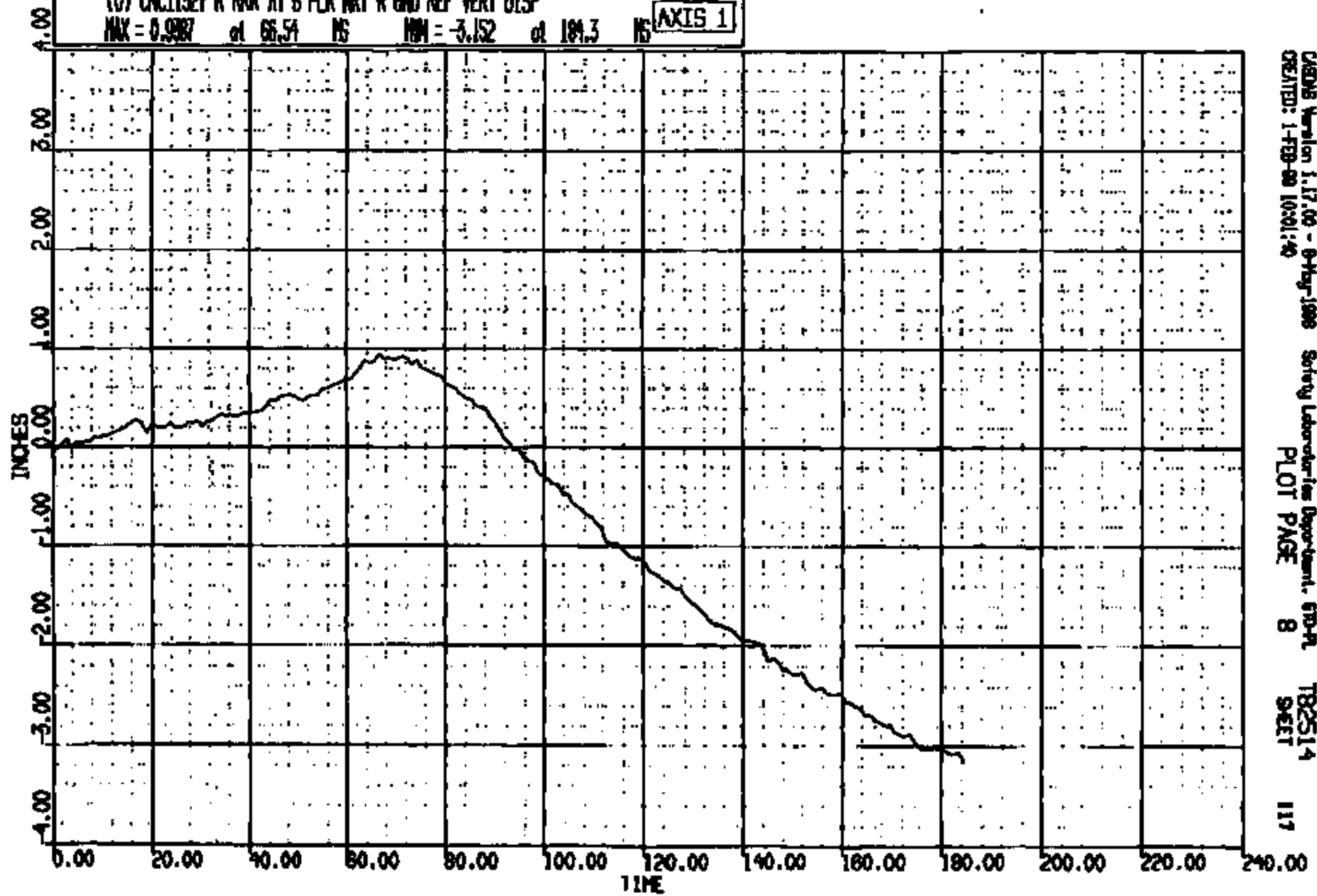


CRS Version 1.17.00 - 8-Aug-1998 Safety Laboratories Department, SIOPL
CREATED: 1-FEB-99 10:01:40 PLOT PAGE 7 TB2514 SHEET 116

CRIS 0011327

CR R: 11527 TO: TB2514 DATE: 990126 11:09:22
2000 D-189

(0) CR011327 R RKR AT B FLR WRT R END REF VERT DISP
MAX = 0.987 at 66.54 MS MIN = -3.152 at 184.3 MS **AXIS 1**



CRSWS Version 1.17.00 - 8-May-1999 Safety Laboratories Department, GM-PL
CREATED: 1-FEB-99 10:01:40 PLOT PAGE 8 SHEET 117

CRIS 0011327

ASC TO #: T- 782514

DIMENSIONAL ANALYSIS REPORT

CRASH #: 11327

VEHICLE INFORMATION

TEST DESCRIPTION: 90 DEG. FRONT FIXED BARRIER
VEHICLE PROGRAM YEAR: 2000
VEHICLE MODEL NAME: TAHRUS
VEHICLE PROGRAM NAME: D-186
VEHICLE ID NUMBER: 579W754
CERTIFICATION VEHICLE CODE: CT
REQUESTOR NAME: K. SWING
TEST ENGINEER NAME: H. POSTER

TIME AND DATE OF REPORT: 12-FEB-99 06:05:35

CRTS 0011327

118
T-2514

** POINT COORDINATES **

UNIT NO	SIDE	PWT NO	DESCRIPTION	INCHES			INCHES CHANGED					
				LONG X	LAT Y	VERT Z	X	Y	Z	D		
070			SEE COMMENT SHEET									
		10	LEFT HYBRID III "H" FT REL. TO WRT/SILL/TARGET	REF AFT	9.60		11.60					
		20	RIGHT HYBRID III "H" FT REL. TO WRT/SILL/TARGET	REF AFT	8.70		12.90					
071			MISCELLANEOUS / SIDED									
	L	07	CONTROL NOTCH/HOLE C/L SET DR/SIDE NEAR./WASS	REF AFT	128.94	-26.44	13.39					
	R	07	CONTROL NOTCH/HOLE C/L SET DR/SIDE NEAR./WASS	REF AFT	128.45	26.27	13.21					
075			CHM POSITIONING / SIDED									
	L	43	CHM FRONT DOOR OPENING* A PILLAR(& SYS6)ROCKER	REF AFT	92.56	-30.81	17.14					
	R	43	CHM FRONT DOOR OPENING* A PILLAR(& SYS6)ROCKER	REF AFT	93.86	30.93	16.86					
	L	44	CHM FRONT DOOR OPENING ROCKER @ PILLA	REF AFT	119.12	-30.79	16.91					
	R	44	CHM FRONT DOOR OPENING ROCKER @ PILLA	REF AFT	119.29	31.09	16.63					
124			TOP (BODY) NON SIDED									
		08	CONTROL POINT LEFT REAR SILL	REF AFT	154.33 154.33	-26.62 -26.62	13.21 13.21	0.00	0.00	0.00	0.00	
		12	BUMPER @ LEFT MOUNTING FRONT	REF AFT	30.66 51.91	-12.08 -12.29	27.59 20.53	21.25	-0.21	2.96	21.45	

* VALUE WAS TRANSLATED

TIME AND DATE OF REPORT: 12-FEB-93 06:05:26

PAGE 2

** POINT COORDINATES **

UNIT NO	SIDE	PNT NO	DESCRIPTION	REF	INCHES			INCHES CHANGED						
					LONG X	LAT Y	VERT Z	X	Y	Z	D			
13			BUMPER @ CENTERLINE FRONT	REF	29.74	-0.21	27.44							
				AFT	52.48	-0.47	30.59	22.74	-0.26	3.15	22.96			
14			BUMPER @ RIGHT MOUNTING FRONT	REF	30.70	12.56	27.45							
				AFT	51.57	11.36	30.67	20.87	-1.20	3.22	21.15			
17			ENGINE POINT (RELATIVE)	REF	51.52	0.89	35.88							
				AFT	62.95	0.92	38.54	10.43	-0.36	2.66	10.77			
18			COIL POINT (RELATIVE)	REF	74.96	15.40	35.90							
				AFT	83.21	15.22	37.84	7.25	-0.18	1.94	7.51			
21			ROOF @ C/L OF VEHICLE (RELATIVE) @ (W/S)	REF	108.15	1.58	59.57							
				AFT	108.43	1.92	60.49	0.28	0.34	0.92	1.02			
41			STEERING COLUMN MOUNT INBOARD UPPER	REF	92.65	-9.78	34.66							
				AFT	94.01	-9.95	35.02	1.36	-0.17	0.57	1.48			
42			STEERING COLUMN MOUNT OUTBOARD UPPER	REF	82.41	-17.15	34.40							
				AFT	93.71	-17.43	34.99	1.30	-0.28	0.59	1.45			
43			STEERING COLUMN MOUNT INBOARD LOWER	REF	87.18	-9.56	32.23							
				AFT	88.65	-9.78	32.63	1.55	-0.22	0.48	1.62			
44			STEERING COLUMN MOUNT OUTBOARD LOWER	REF	86.89	-16.91	32.23							
				AFT	88.37	-17.21	32.86	1.48	-0.20	0.33	1.55			
52	TOP/1		STEERING WHEEL PERIPHER	REF	102.43	-13.86	47.32							
				AFT										
53	RIGHT/2		STEERING WHEEL PERIPHER	REF	105.28	-7.21	48.75							
				AFT										
52	BOTTOM/3		STEERING WHEEL PERIPHER	REF	107.59	-14.41	34.35							
				AFT										
54	LEFT/4		STEERING WHEEL PERIPHER	REF	104.58	-21.17	41.12							
				AFT										
55			STEERING WHEEL SUB HUZ @ C/L	REF	101.71	-14.12	39.38							
				AFT	102.27	-14.80	40.63	0.56	-0.68	1.11	1.41			

* VALUE WAS TRANSLATED

TIME AND DATE OF REPORT: 13-FEB-99 06:05:26

PAGE 2

** POINT COORDINATES **

UNIT NO	SIDE	PNT NO	DESCRIPTION	INCHES			INCHES CHANGED				
				LONG X	LAT Y	VERT Z	X	Y	Z	D	
		80	IMPROVEMENT PANEL (REEL)	BEF AFT	99.69 100.83	-26.25 -26.97	38.78 39.61	1.14	-0.72	0.83	1.58
		96	CONTROL POINT RIGHT REAR SILL	BEF AFT	154.81 154.81	26.29 26.22	13.25 13.18	0.00	-0.07	-0.10	0.12
121			TOP (BODY) SIDED								
L	22		"A" PILLAR @ ROOF	BEF AFT	109.66 110.18	-22.77 -22.75	57.44 58.31	0.52	0.02	0.87	1.01
R	22		"A" PILLAR @ ROOF	BEF AFT	109.77 110.38	22.73 22.48	57.35 58.49	0.61	-0.25	1.14	1.33
L	23		"A" PILLAR @ BELT	BEF AFT	83.11 83.95	-31.20 -31.85	42.08 42.75	0.84	-0.68	0.67	1.26
R	23		"A" PILLAR @ BELT	BEF AFT	83.40 84.54	31.46 31.86	41.86 42.23	1.14	0.40	0.37	1.26
L	24		FRONT ROCKER SILL TOT. RELATED TO C/W HOLE	BEF AFT	108.11 108.11	31.98 31.98	13.52 13.52				
R	24		FRONT ROCKER SILL TOT. RELATED TO C/W HOLE	BEF AFT	108.11 108.11	31.98 31.98	13.52 13.52				
L	27		"B" PILLAR POINT @ BELT	BEF AFT	127.29 127.53	-31.18 -31.22	41.84 42.18	0.24	-0.04	0.34	0.42
R	27		"B" PILLAR POINT @ BELT	BEF AFT	127.22 127.68	31.38 31.89	41.54 41.70	0.36	-0.29	0.16	0.49
L	28		"WRT" POINT ON ROCKER @ "B" PILLAR	BEF AFT	119.15 119.13	-30.80 -31.19	16.92 17.30	-0.02	-0.39	0.38	0.54
R	28		"WRT" POINT ON ROCKER @ "B" PILLAR	BEF AFT	119.24 119.41	31.88 31.43	16.61 16.85	0.13	0.35	0.24	0.44
L	31		LATCH/STRIKER BOLT GC/L OR U-BOLTTWOP @ PILLA	BEF AFT	125.28 125.37	-31.39 -31.62	30.73 30.93	0.12	-0.23	0.20	0.33

* VALUE WAS TRANSLATED

TIME AND DATE OF REPORT: 12-FEB-99 06:05:26

PAGE 3

** POINT COORDINATES **

UNIT NO	SIDE	PNT NO	DESCRIPTION		INCHES			INCHES CHANGED																																																																																																																																						
					LONG X	LAT Y	VERT Z	X	Y	Z	D																																																																																																																																			
R		31	LATCH/STRIKER BOLT @C/L ON U-BOLT/STOP SB PILLA	BEF	125.22	31.41	30.49	0.35	0.02	0.10	0.36																																																																																																																																			
				AFT	125.57	31.43	30.59					L		90	" B " POINT ON REAR QUARTER PANEL	BEF	209.32	-25.25	43.69	0.45	0.04	-0.76	0.88	AFT	209.77	-25.21	42.93	R		90	" B " POINT ON REAR QUARTER PANEL	BEF	209.31	25.02	43.61	0.46	-0.29	-0.85	1.01	AFT	209.77	24.73	42.76	650			BLANK UNIT POINTS								01	1		SEE COMMENTS PAGE	BEF	88.46	-26.70	14.13	0.35	-1.14	0.00	1.19	AFT	88.81	-27.04	14.13	02	2		SEE COMMENTS PAGE	BEF	154.23	-26.62	13.21	0.00	0.00	0.00	0.00	AFT	154.23	-26.62	13.21	03	3		SEE COMMENTS PAGE	BEF	88.71	26.61	13.93					AFT				04	4		SEE COMMENTS PAGE	BEF	154.81	26.23	13.25	0.00	-0.07	0.00	0.07	AFT	154.81	26.23	13.25	05	5		SEE COMMENTS PAGE	BEF	127.85	-27.80	13.51					AFT				06	6		SEE COMMENTS PAGE	BEF	188.39	28.10	13.40
L		90	" B " POINT ON REAR QUARTER PANEL	BEF	209.32	-25.25	43.69	0.45	0.04	-0.76	0.88																																																																																																																																			
				AFT	209.77	-25.21	42.93					R		90	" B " POINT ON REAR QUARTER PANEL	BEF	209.31	25.02	43.61	0.46	-0.29	-0.85	1.01	AFT	209.77	24.73	42.76	650			BLANK UNIT POINTS								01	1		SEE COMMENTS PAGE	BEF	88.46	-26.70	14.13	0.35	-1.14	0.00	1.19	AFT	88.81	-27.04	14.13	02	2		SEE COMMENTS PAGE	BEF	154.23	-26.62	13.21	0.00	0.00	0.00	0.00	AFT	154.23	-26.62	13.21	03	3		SEE COMMENTS PAGE	BEF	88.71	26.61	13.93					AFT				04	4		SEE COMMENTS PAGE	BEF	154.81	26.23	13.25	0.00	-0.07	0.00	0.07	AFT	154.81	26.23	13.25	05	5		SEE COMMENTS PAGE	BEF	127.85	-27.80	13.51					AFT				06	6		SEE COMMENTS PAGE	BEF	188.39	28.10	13.40					AFT											
R		90	" B " POINT ON REAR QUARTER PANEL	BEF	209.31	25.02	43.61	0.46	-0.29	-0.85	1.01																																																																																																																																			
				AFT	209.77	24.73	42.76					650			BLANK UNIT POINTS								01	1		SEE COMMENTS PAGE	BEF	88.46	-26.70	14.13	0.35	-1.14	0.00	1.19	AFT	88.81	-27.04	14.13	02	2		SEE COMMENTS PAGE	BEF	154.23	-26.62	13.21	0.00	0.00	0.00	0.00	AFT	154.23	-26.62	13.21	03	3		SEE COMMENTS PAGE	BEF	88.71	26.61	13.93					AFT				04	4		SEE COMMENTS PAGE	BEF	154.81	26.23	13.25	0.00	-0.07	0.00	0.07	AFT	154.81	26.23	13.25	05	5		SEE COMMENTS PAGE	BEF	127.85	-27.80	13.51					AFT				06	6		SEE COMMENTS PAGE	BEF	188.39	28.10	13.40					AFT																											
650			BLANK UNIT POINTS																																																																																																																																											
01	1		SEE COMMENTS PAGE	BEF	88.46	-26.70	14.13	0.35	-1.14	0.00	1.19																																																																																																																																			
				AFT	88.81	-27.04	14.13					02	2		SEE COMMENTS PAGE	BEF	154.23	-26.62	13.21	0.00	0.00	0.00	0.00	AFT	154.23	-26.62	13.21	03	3		SEE COMMENTS PAGE	BEF	88.71	26.61	13.93					AFT				04	4		SEE COMMENTS PAGE	BEF	154.81	26.23	13.25	0.00	-0.07	0.00	0.07	AFT	154.81	26.23	13.25	05	5		SEE COMMENTS PAGE	BEF	127.85	-27.80	13.51					AFT				06	6		SEE COMMENTS PAGE	BEF	188.39	28.10	13.40					AFT																																																						
02	2		SEE COMMENTS PAGE	BEF	154.23	-26.62	13.21	0.00	0.00	0.00	0.00																																																																																																																																			
				AFT	154.23	-26.62	13.21					03	3		SEE COMMENTS PAGE	BEF	88.71	26.61	13.93					AFT				04	4		SEE COMMENTS PAGE	BEF	154.81	26.23	13.25	0.00	-0.07	0.00	0.07	AFT	154.81	26.23	13.25	05	5		SEE COMMENTS PAGE	BEF	127.85	-27.80	13.51					AFT				06	6		SEE COMMENTS PAGE	BEF	188.39	28.10	13.40					AFT																																																																						
03	3		SEE COMMENTS PAGE	BEF	88.71	26.61	13.93																																																																																																																																							
				AFT								04	4		SEE COMMENTS PAGE	BEF	154.81	26.23	13.25	0.00	-0.07	0.00	0.07	AFT	154.81	26.23	13.25	05	5		SEE COMMENTS PAGE	BEF	127.85	-27.80	13.51					AFT				06	6		SEE COMMENTS PAGE	BEF	188.39	28.10	13.40					AFT																																																																																						
04	4		SEE COMMENTS PAGE	BEF	154.81	26.23	13.25	0.00	-0.07	0.00	0.07																																																																																																																																			
				AFT	154.81	26.23	13.25					05	5		SEE COMMENTS PAGE	BEF	127.85	-27.80	13.51					AFT				06	6		SEE COMMENTS PAGE	BEF	188.39	28.10	13.40					AFT																																																																																																						
05	5		SEE COMMENTS PAGE	BEF	127.85	-27.80	13.51																																																																																																																																							
				AFT								06	6		SEE COMMENTS PAGE	BEF	188.39	28.10	13.40					AFT																																																																																																																						
06	6		SEE COMMENTS PAGE	BEF	188.39	28.10	13.40																																																																																																																																							
				AFT																																																																																																																																										

* VALUE WAS TRANSLATED

TIME AND DATE OF REPORT: 12-FEB-99 05:05:26

PAGE 4

** COMMENTS **

ANY AUTOMATICALLY GENERATED COMMENTS APPEAR IN THIS BOX:

THIS VEHICLE IS SET UP TO DESIGN ATTITUDE AND WHILE REPORTED IN ENGLISH UNITS, USES A METRIC PRINT ZERO. SUSPENSION COMPONENTS ARE NOT IN DESIGN POSITION. COORDINATES CAN BE CONVERTED TO DESIGN PRINT VALUES BY USING THE FOLLOWING: asking for a metric print-out or

TO CONVERT TO METRIC DESIGN PRINT VALUES: MULTIPLY BY 25.4.
TO CONVERT TO ENGLISH DESIGN PRINT VALUES: (for most DOMESTIC VEHICLES) SUBTRACT 78.74 (2000 MM) FROM THE X VALUE AND SUBTRACT 19.69 (500 MM) FROM THE Z VALUE.

*** THIS DIMENSION SYSTEM UTILIZES THE RIGHT HAND RULE ***
From Front of Vehicle FACING REARWARD
+ - Rearward, Up, & Left (AMERICAN PASSENGER SIDE)
[Lateral Zero is Centerline of Vehicle]

**** THE "D" DIMENSION UNDER "INCHES CHANGED X Y Z" ****
*** IS THE SCALAR (TRUE VALUE) DISTANCE CHANGE OF THE POINT ***

Paint a stripe on the Windshield in line with the Driver C/L
& the Front Passenger C/L.

MARK LATERAL DUMMY LOCATION CENTERLINES ON THE SEAT CUSHION & BACK,
HEAD RESTRAINT & WINDSHIELD FOR THE DRIVER & PASSENGER.
(MAKE SURE LINES ARE CLEARLY VISIBLE)

Print FRONT ROCKER SILL TARGET "X" & "Z" coordinates ON THE SILL
ADJACENT TO THE TARGET
[USED FOR DUMMY PLACEMENT @ THE BARRIER]

FOR SCRIBE TARGET EXCEPTIONS:
SEE DESIGN SET-UP SHEET: UNIT026..TOWN CAR; UNIT029..C/VIC G/MAR
UNIT037..KA77

ANY COMMENTS ENTERED BY OPERATORS APPEAR BELOW THIS LINE:

UNIT 650 POINT DESCRIPTIONS ARE AS FOLLOWS:

01. L/F SILL SET-UP POINT.
02. L/R SILL SET-UP POINT.

TIME AND DATE OF REPORT: 12 FEB 99 06:05:27

PAGE 1

ASC TO #: T- 122514

DIMENSIONAL ANALYSIS REPORT

CRASH #: 11327

** COMMENTS **

- 03. R/P BILL SET-UP POINT.
- 04. R/R BILL SET-UP POINT.
- 05. L/S BILL ACCEL.
- 06. R/R BILL ACCEL.

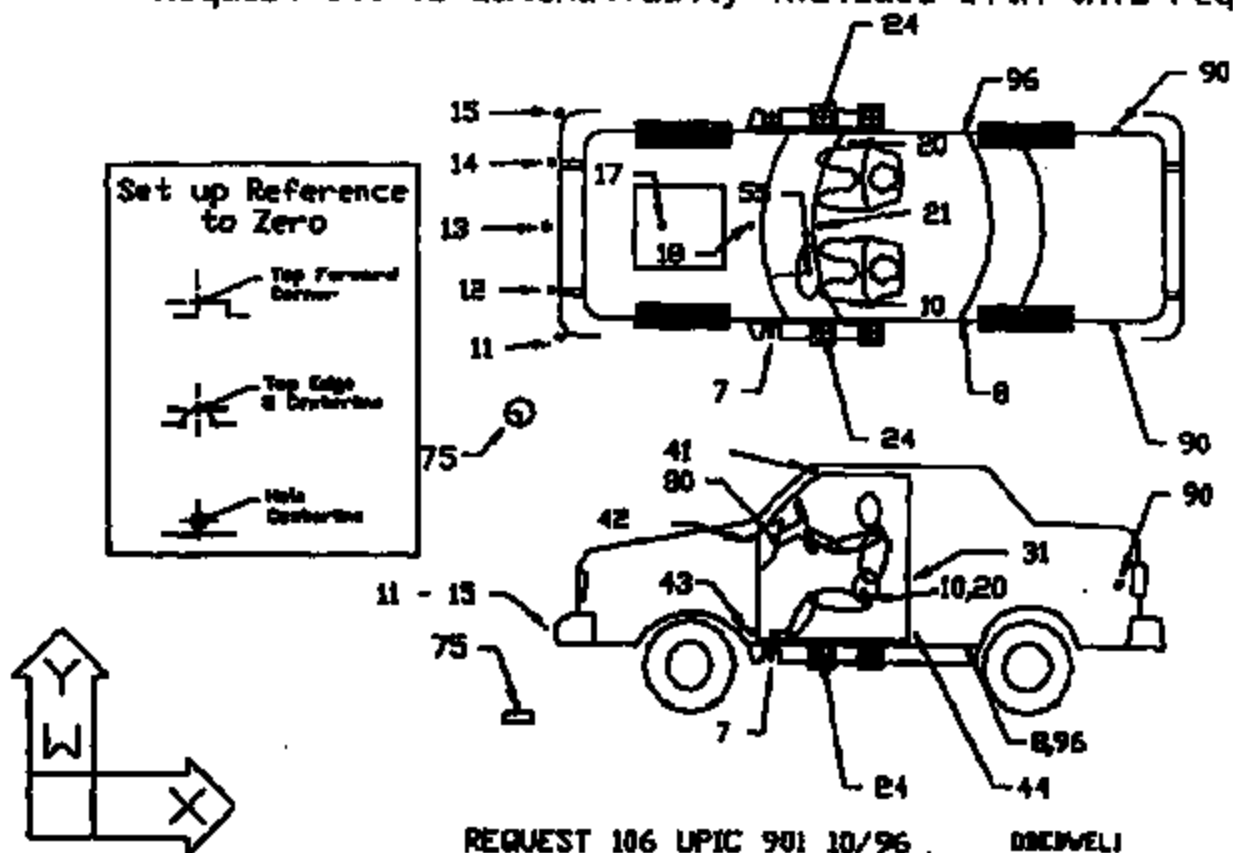
TIME AND DATE OF REPORT: 12-FEB-99 06:05:37

PAGE 2

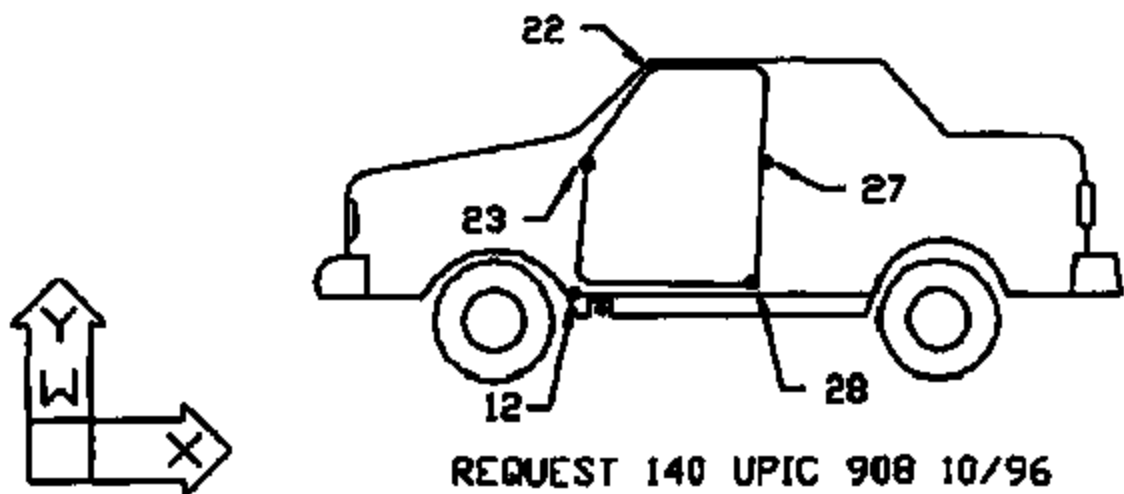
CRTS 0011327

124
2-82514

SET UP CAR FRONT REQUEST 106
 UNIT 70 POINTS < 10,20 PRE CRASH ONLY >, 75
 UNIT 71 POINTS 07 LEFT & RIGHT
 UNIT 124 POINTS 8,11-15,17,18,21,55,80,96
 UNIT 125 POINTS 24,31,90 LEFT & RIGHT
 UNIT 75 POINTS 41-44 LEFT & RIGHT, PRE CRASH ONLY
 * Request 140 is automatically included with this request



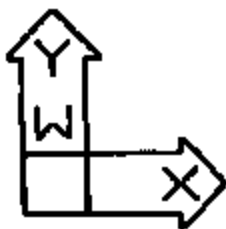
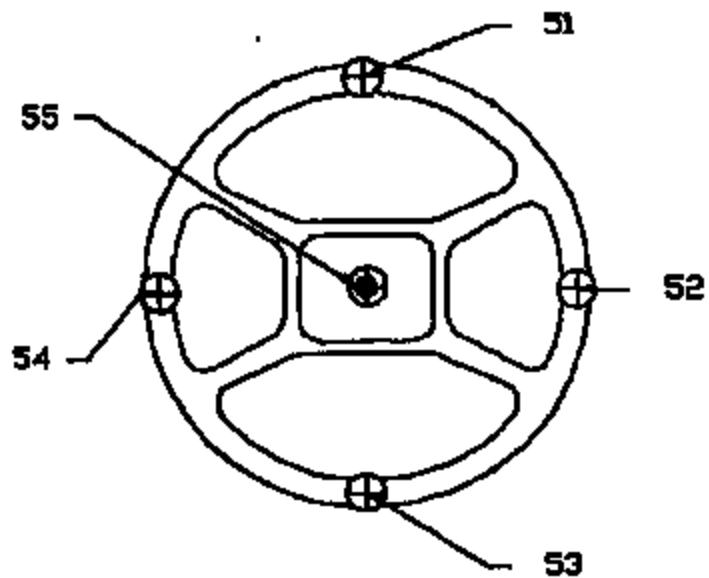
SILL & PILLAR REQUEST 140
UNIT 71 POINTS 12 LEFT & RIGHT
UNIT 125 POINTS 22,23,27,28 LEFT & RIGHT



REQUEST 140 UPIC 908 10/96

DBEDWEL1

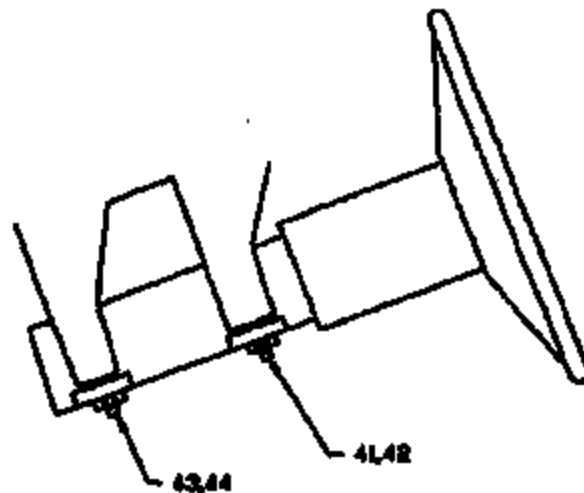
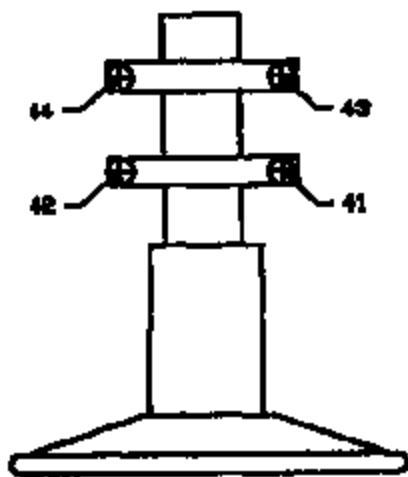
STEERING WHEEL PERIPHERY REQUEST 150
UNIT 224 POINTS 51-55



REQUEST 150 UPIC 912 16/96


DICOMELI

STEERING COLUMN MOUNTS REQUEST 153
UNIT 324 POINTS 41-44



REQUEST 153 UPIC 913 10/96

DEBVELI



Name :

11327001.JPG

CRTS 0011327



Frame 1

13329002.JPG

CRTS 0011327



Name: 11327003.JPG

CRTS 0011327



Name: 11327004.J90

CRTS 0011327



Image 1

11527085.JPG

CRTS 0011327



12514

Image: 11327066.JPG

CRIS 0011327



Page 1

11327001.526


CRTS 0011327



11327008.JPG

Page 1

CRTS 001 1327



CRTS 0011327

Page 1


11327609.390



Name :

11337010.JPG

CRIS 0011327



Name: 11327011.JPG

CRIS 0011327




11327

Name:

040'2102012.JPO


CRIS 0011327



CRTS 0011327

100mm


11327813.590



Page 1

13327014.C96

CRTS 0011327



CRTS 0011327


Name:

11927018.579



Name : 13337016 .JPG


CRTS 0011327



11327017.390

Photo:

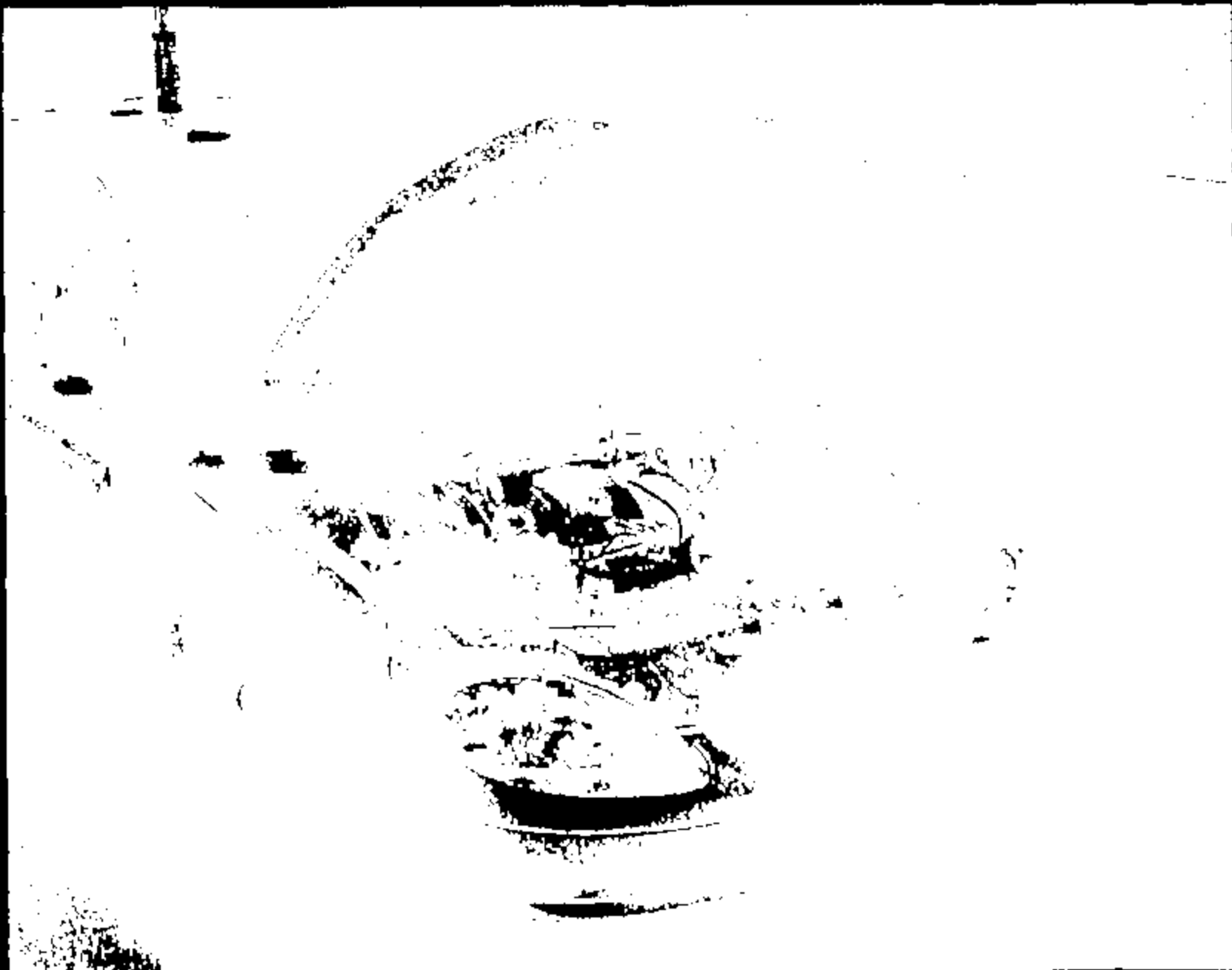
CRIS 0011327



11327019.370

Page 1

CRIS 0011327



Name : 11327019 .JPG


CRIS 0011327



Page 1

11327020.JPG


CRTS 0011327



Name :

11327021.JPG


CRIS 0011327



Name :

11327022 .JPG

CRTS 0011327



Name 1

11327023.JPG

CRTS 0011327



Name: 11327024.JPG



Name: 11327025.JPO

CRTS 0011327



Name :

11327026.JPG

CRTS 0011327



Memo :

11327027.JPG

CRIS 0011327



T 2514
BC 1977



Name :


11227029.070

CRTS 0011327



№: 11327038.578


CRTS 0011327



Name:

11329031.JPG

CRTS 0011327



Name :

11327032.JPG


CRTS 0011327



Name :

31327033.596

CRTS 0011327



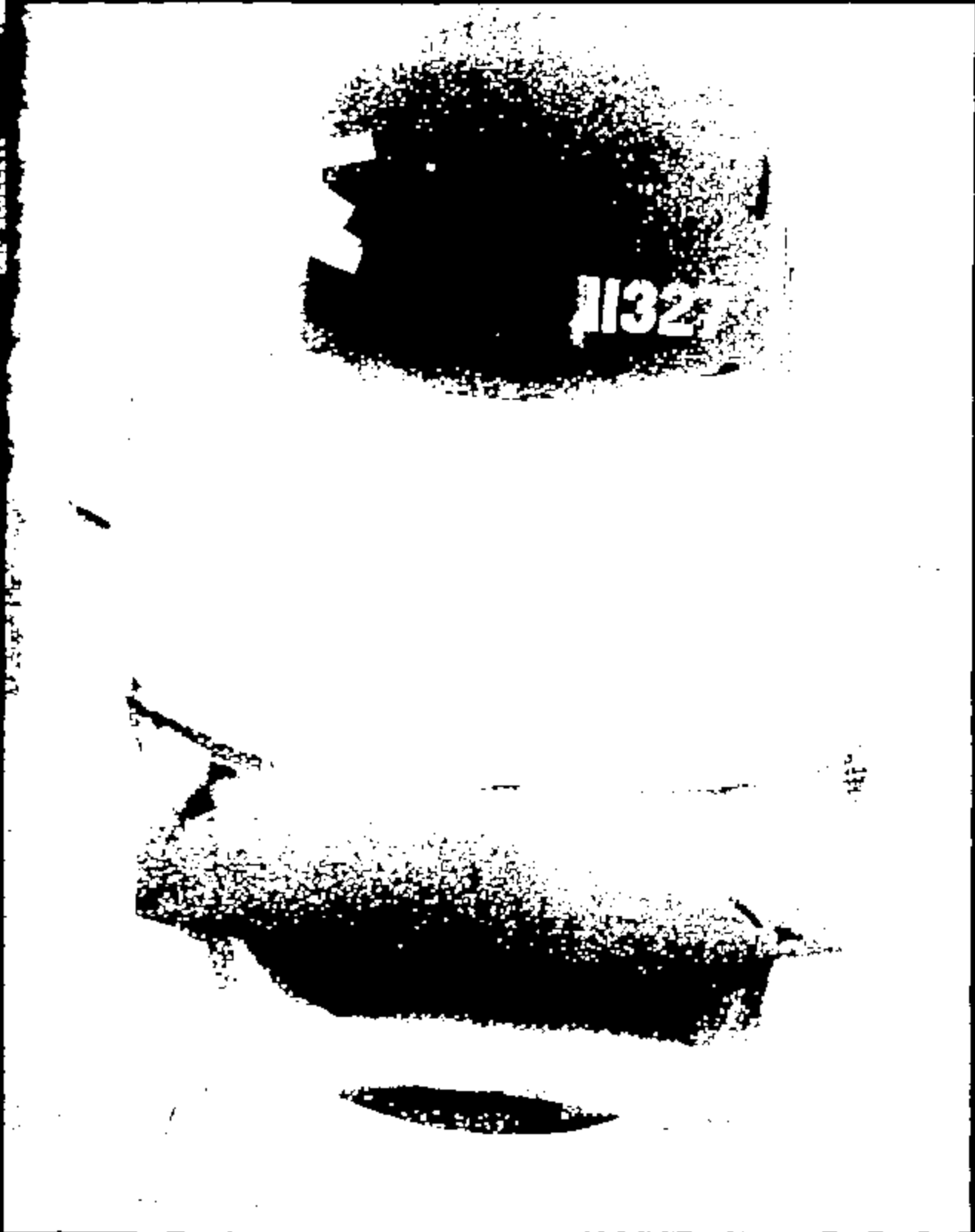
Name :


11327834.JPG

CRTS 0011327

1

21127005.JPG






Name:

11327036.JPG

CRIS 0011327



11327037.jpg


CRIS 0011327



Page 1

11327038.594


CRTS 0011327



CRTS 0011327

Page 1

11327639.JPG



11527848.090

11527848.090

CRTS 0011327



Name:


22327041.508

CRTS 0011327



11327043.jpg

CRTS 0011327



Name :

11327043 .370

CRTS 0011327



Name:

11327444.JOB

CRIS 0011327



Name :

11327045.070

CRIS 0011327




Name:

11327046.JPO

CRTS 0011327



12514



T B2514



Name: 11337049.JPG

CRTS 0011327



NAME :

11327080.JPG

CRTS 0011327




F151A
1981

Image 1

11327051.JPG

CRIS 0011327



CRIS 0011327

Name :

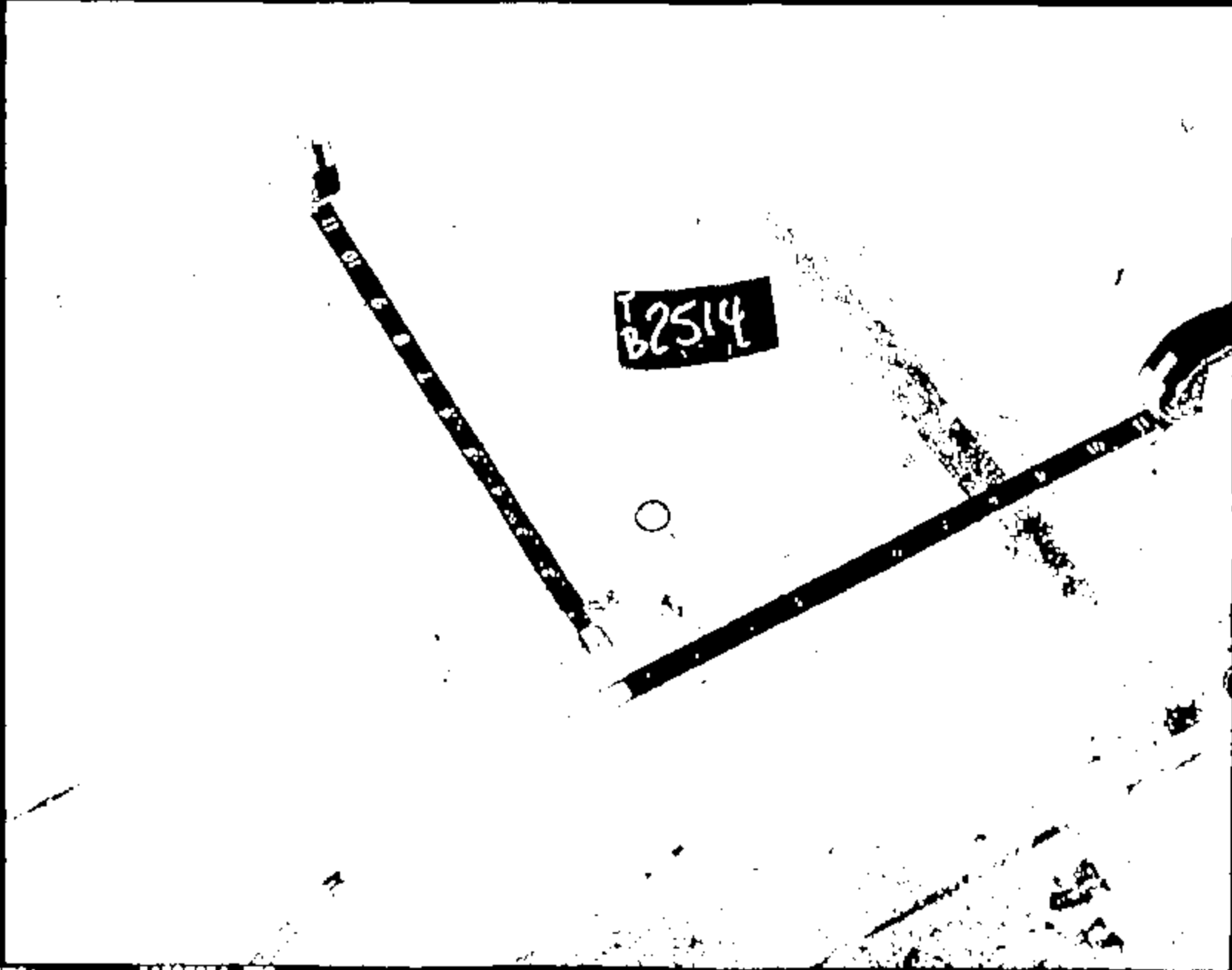
11327053.394



Name:

11327063.JPG

CRTS 0011327




2514

11
10
9
8
7
6
5
4
3
2
1

12
13
14
15
16
17
18
19
20
21
22

Name: 11327084.570

CRTS 0011327



B2514

Memorandum: 11327055 .J20

CRTS 0011327



Name: 11327056 .JPG

CRTS 0011327



File: 11327057.JPG

CRTS 0011327



Name: 11127050.JPG

CRTS 0011327



10-25-11

Image 1


21227089.500

CRTS 0011327



Name : 11397460 . JTD


CRTS 0011327



Name :

DAG 1907231

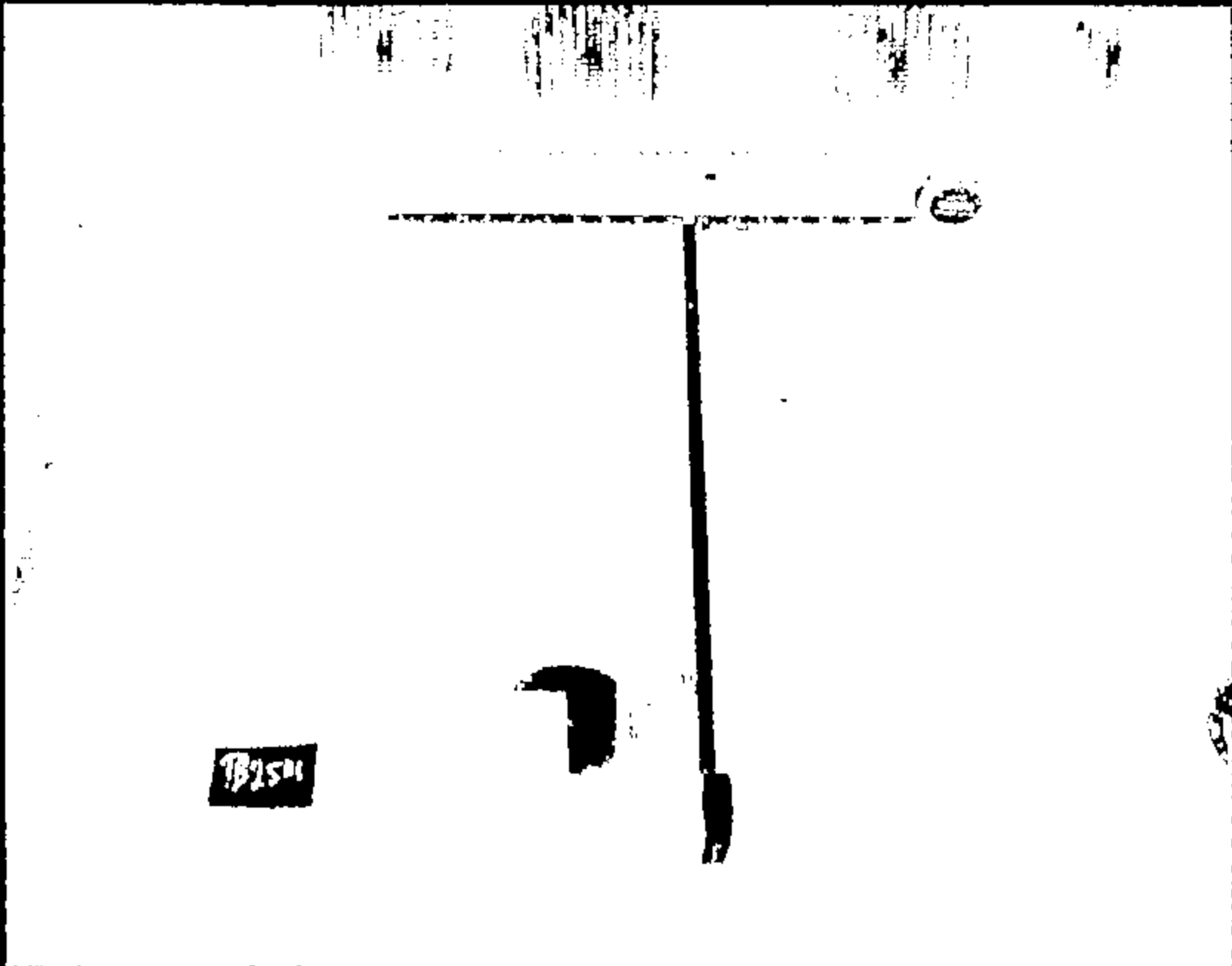
CRIS 0011327




Name:

11337082.JPG

CRTS 0011327



TB2501




18254

Form 1

11327064.390

CRTS 0011327




Name :

11327085.070



Name: 11327046.JPG

CRTS 0011327




Name: 11327067.JPG

CRTS 0011327



11327060.370


CRTS 0011327



CRTS 0011327

REF. 0002331


Pressure for
BC514 position



88881

11327070.JPG

CRTS 0011327



CRTS 0011327

Image 1


11327071.JPG

1 11/10/72 0011327










CRTS 0011327

Name :

11327076.JPG




9.

121

CRIS 0011327

Name:

11327076.JPG



Hand: 11327077.370

CRTS 0011327




Photo:

3327078.376

CRTS 0011327



00001 11119044

CRTS 0011327



1001

11327080.576

CRTS 0011327



1700

OG

17
22
23
24

Name:

11327681.JPG

CRTS 0011327



CRITS 0011327

Photo 1

11327083.JPG



Page 1

11327083.JPG

CRTS 0011327




Name: 11327084.378

CRTS 0011327



Name: 11337048.JPG



Name: 13327086.370

CRIS 0011327



Mem: 11327087.590

CRIS 0011327




Name: 11337088.JPG

CRTS 0011327




Name : 11327089.JPG

CRTS 0011327



11327090.370

CRTS 0011327



CRIS 0011327

11327881.578



11327092.570

CRTS 0011327



Page 1

11327093.JPG

CRTS 0011327



Name :

11327094.JPG

CRIS 0011327



12519

Page 1

11327095.370

CRTS 0011327



11327056.JPG

11327056.JPG

CRTS 0011327




11327097.JPG

CRTS 0011327



Name : 11327090.JPG


CRTS 0011327



Mar 11

11.327099.JPG

CRTS 0011327



Name:

11327100.JPG

CRTS 0011327



12514

DATE: 11/27/01


CRTS 0011327



Photo 1

11327102.310


CRTS 0011327



Name:

11527103.300

CRTS 0011327



Page 1
11337104.000




Photo :

DWG 11327168 .JPG

CRIS 0011327



1182514



Image 1

DAL 90148611


CRTS 0011327



Frame 1

21929107.JPG

CRTS 0011327




CRIS 0011327

1980

11327108-570






Name:

11327110.570

CRTS 0011327



Name: 3337121.570



11327112.JPG


CRTS 0011327




NAME:

11327114.570

CRTS 0011327




119154



11337116.JPG : 0am71

CRTS 0011327



TB2514

11529117.JPG



TB25A

11327118-540

CRTS 0011327



Page 1

11327119.JPG

CRTS 0011327



1984 11329120 JCB

CRTS 0011327



Name :

11327121.JPG


CRTS 0011327



CRTS 0011327

Name:

11327122.JPG





Page 1

1152-124-390

CRTS 0011327



CRTS 00113

Name :

11327124 .JPG



Name:

11727126.JPG

CRIS 0011327



FBI 154



11327128.500

CRIS 0011327



Name : 11327129.JPG

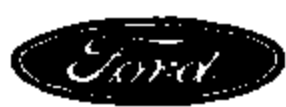
CRTS 0011327



Name :

11227130.JPG

CRTS 0011327



GTO Test Request

Requestor/Coordinator (PROPS ID):
 DPFRWGO
 DALE PERWGO

Testing Activity: Crash Barrier Test Lab
 Date Submitted: 08-DEC-08
 Requested Completion Date: 08-DEC-08
 Requester Reference Number:

Test Procedure Number: 8T-85
 Test Title and / or Subject of Test: D185 80 Degree Front Barrier—85mph

Eligible Requestor Dept No.: T851 AV2216A
 Worksheet/Work Order Number: F08
 Test conducted to certify control item compliance with Government Regulations

Eligible Requestor PROPS ID: DPFRWGO
 Eligible Requestor Name: DALE PERWGO
 Yes: No:

Complete the following two questions as indicated

1 - Rational for not replacing this test by CAE Analysis:

- No CAE Methodology or process available
- For CAE Correlation
- Insufficient confidence in CAE
- To obtain basic data for CAE
- Replacement or improvement of existing Test
- Testing is quicker
- Mandatory or Regulatory
- Certification
- Development test for F08
- Not applicable

Other: _____

(Check appropriate boxes)

2 - What is the expected Test Outcome:

- Results will meet DVPPMCR requirements
- System Component will not meet Test specification
- Unknown
- Above is based on CAE?

Other: _____

(Check appropriate boxes)

Test Purpose/Test Procedure or Description of Test:
 T857-8T-85 Flood Barrier Collision Test - Occupant Crash Protect (Interim Prod)

"RECORD COPY"
 Schedule No. 7-7-12
 Retain Until 2018

Signature Approvals (As Required for Control Purposes)

Requesting Engineer: DALE PERWGO Testing Engineer: _____
 Requesting Supervisor/Manager: SLANTALE Testing Supervisor: _____

BARRIER TEST REQUEST

TR2514

TEST OBJECTIVE: **FMVSS 208, 201, 212, 213, 208 CERTIFICATION**
 IMPACT SPEED (MPH) = **35**
 TEST PROCEDURE: **ST-25**
IMPACT TEST VEHICLE FRONTALLY INTO 90 DEGREE RIGID BARRIER
~~CONDUCT POST TEST ROLLOVER~~
CONDUCT POST TEST ROLLOVER

KLE 1/25/13

TEST VEHICLE TAG:	578W754
TEST VEHICLE VIN:	1FALP0E15Y8700877
MODEL:	D185
MODEL YEAR:	2008
ENGINE/TRANS:	3L 2V FV / AX2H

TASK NO.: **FO8**
 BILLABLE DEPT.: **1881**

FUEL:	TYPE	RATED	85% FULL
		CAPACITY (GAL)	(GAL)
	STANDARD	18	17.1

TIRE PRESSURE (PSI):	FRONT = 80	REAR = 30	SPARE = NA
CURB WEIGHT (LBF.):	FRONT = 2188	REAR = 1188	TOTAL = 3376
TEST WEIGHT (LBF.):	FRONT = 3276	REAR = 1927	TOTAL = 5203
			± = 50

RIDE HEIGHTS (IN.):	FRONT = LEVEL RCR	REAR = LEVEL RCR
	± = TO GROUND	± = TO GROUND

WEIGH UP INSTRUCTIONS:

MAY REMOVE: EXHAUST, DECK LID, DOOR GLASS, INTERIOR TRIM.
 DO NOT PLACE WEIGHT: UNDERHOOD EXCEPT IN ENGINE.
 MAX ADD TO ENGINE: 75 LBF.
 LOAD TO TEST WEIGHT & LEVEL ROCKERS WRT GROUND.
 SPRING INSERTS ACCEPTABLE.

OCCUPANT TYPE:	LEFT FRONT =	50TH%	HYBRID III
	RIGHT FRONT =	50TH%	HYBRID III

DUMMY POSITIONING: **ST-25** DRIVER FOOT-REST: **YES**

SEAT POSITIONING:		LONG	VERT	BACK ANGLE (DEG)	PRE CHINE
		LEFT FRONT	LRD	LRD	27.2
RIGHT FRONT	MED	LRD	27.2	Y	

KLE 1/25/13

RESTRAINTS USAGE:		BELT	PRET BELT	PRET BAG	ROCKERS
		LEFT FRONT	4	X	X
RIGHT FRONT	4	X	X	4	

⊗ FIRE BAGS ARE LIVE BUT DISCONNECTED

→ PRETENSIONERS ARE AT BUCKLE END. USE LIGHT WEIGHT BELT LOAD CELLS.

KLE 1/25/13

SENSOR SYSTEM: **LIVE PRODUCTION HARNESS. SEE SENSOR MAP.**

BARRIER TEST REQUEST

T8814

DIMENSIONAL ANALYSIS:

FRONT SEAT PACKAGE CHECK FOR DUMMY POSITIONING AT BARRIER.
106, 140, 160, 185

STILL PHOTO:

STANDARD PRE & POST TEST
CLOSE UPS OF PRETENSIONERS FIRE AND POST TEST
CLOSE UPS OF FUEL SUPPLYLINE CONNECTION TO FUEL RAIL, PRE & POST TEST.
CONTACT REQUESTOR FOR ADDITIONAL INSTRUCTIONS.

HIGH SPEED FILM:

ONBOARD		
1	RIGHT	OVER SHOULDER
2	LEFT	OVER SHOULDER
3	RIGHT	RETRACTOR
4	LEFT	RETRACTOR
5	RIGHT	D-RING
6	LEFT	D-RING
OFFBOARD		
1	RIGHT	OVERALL
2	LEFT	OVERALL
3	OVERHEAD	OVERALL
4	OVERHEAD	A-PILLAR FORWARD
5	RIGHT	DUMMY KINEMATICS
6	LEFT	DUMMY KINEMATICS
7	PIT	A-PILLAR FORWARD
8	RIGHT	A-PILLAR FORWARD (FIVES 218 COVERAGE)
9	LEFT	A-PILLAR FORWARD (FIVES 218 COVERAGE)
TOTAL OFFBOARD =		7
TOTAL ONBOARD =		6

KLE 4/25/03

FILM ANALYSIS:

	DESCRIPTION	ACCEL	VEL	DISP	ANGLE
1	LFT PIV LONG @ B-PILLAR WRT GROUND		X	X	
2	LFT PIV VERT @ B-PILLAR WRT GROUND		X	X	
3	RGT PIV LONG @ B-PILLAR WRT GROUND		X	X	
4	RGT PIV VERT @ B-PILLAR WRT GROUND		X	X	
5	FIVES 218 W/DRIVE ZONE INTRUSION	NA	NA	NA	NA

6. L/R Dummy ~~with~~ w/rt ~~with~~ VEHICLE
DIGITIZED FILM: NONE 7. R/L Dummy w/rt VEHICLE

KLE 4/25/03

SPECIAL BUILD INSTRUCTIONS:

- 1 REMOVE TRIM REAR OF B-PILLAR
- 2 UPDATE INTAKE MANIFOLD, FUEL RAIL, FUEL INJECTORS, IFS, FUEL SUPPLY LINE.
- 3 UPDATE FUEL TANK, FDM, CARBON CANISTER & VAPOR LINES AS NEEDED TO MATE WITH NEW FUEL SUPPLY LINE.
- 4 COLOR CONTRAST UNDERBODY.
- 5 UPDATE FRONT AIRBAGS AND SEAT BELTS ✓
- 6 ~~REINSTALL PRETENSIONERS ON SEAT~~ *KLE 1/25/03*

FUNCTION	NAME	PHONE	FAX#
REQUESTOR:	D. PIERRO	84-69018	SPAR
B.L.D. COORD:	B. RAGANO	88-30346	SPAR
SUPERVISOR:	K. ARTHUR	88-05188	KART

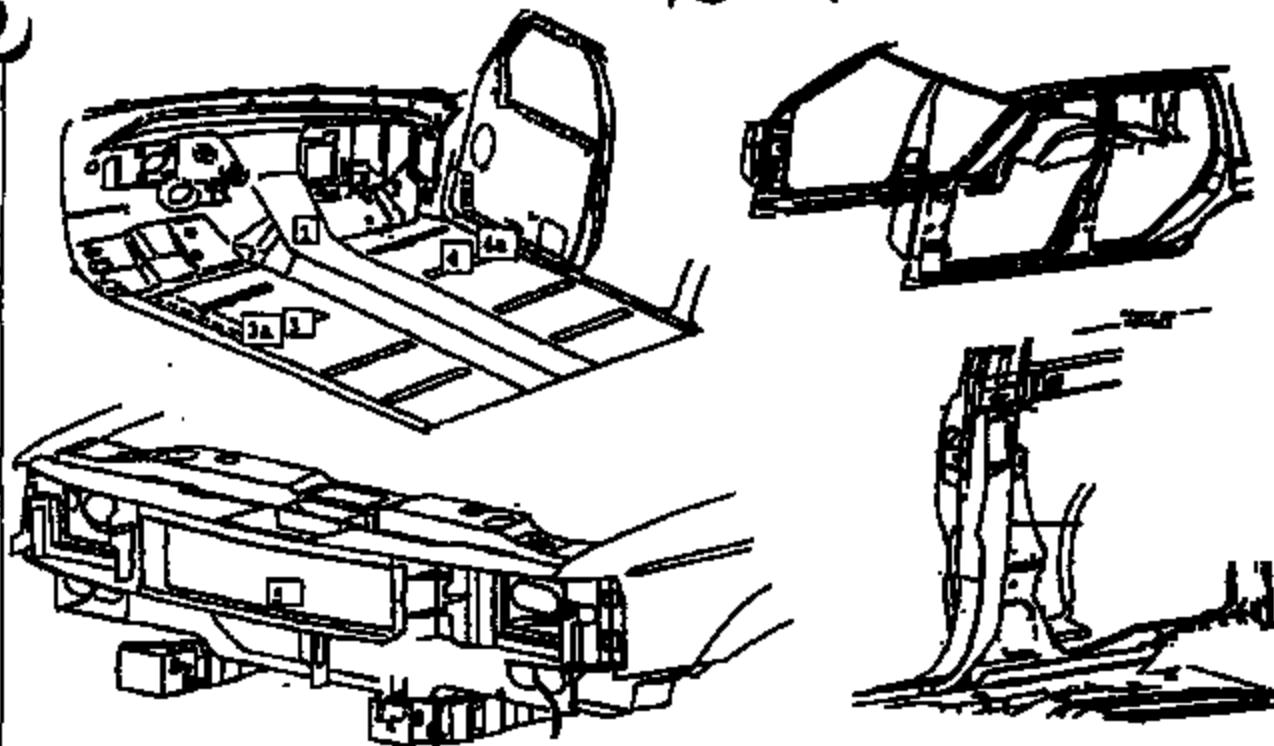
*K. G. Smith
2A-8685
"KEWIE"*

Vehicle ID: 579W754
Build level: CP

SENSOR MAP

Program: D186
Test Mode: 9D FRT BARRIER
TA No.: TB2514

TB2514



Location Name	Supplier	Output	Normal (+/-)	Sensor Channels only		
				Max/min	Serial #	
1 C/R_FLOOR_3AM_PCM (LED MURCH Location)	SM009-1	VISTECH	PAR1_OUT	0	10	[REDACTED]
	SM009-2		PAR2_OUT	0	10	
	SM009-3		PAR3_OUT	0	10	
	SM009-4		PAR4_OUT	0	10	
	SM009-5		R_PSR_OUT	0	10	
	SM009-6		F_PSR_OUT	0	10	
	SM009-7		D_PSR1_OUT	0	10	
	SM009-8		F_PSR1_OUT	0	10	
	SM009-9		STATUS	5	10	
1 C/R_FLOOR_PSR_0_PCM	asocal	TRIAK	On system			IN
3a L/R_FLOOR_0_01_XMR_OUTED	VISTECH	SURSOR				0004
3 L/R_FLOOR_0_01_XMR_SENS_CL	asocal	TRIAK				IN
4a R/L_FLOOR_0_01_XMR_OUTED	VISTECH	SURSOR				0005
4 R/L_FLOOR_0_01_XMR_SENS_CL	asocal	TRIAK				IN
5 C/RAD	PCB	VISTECH	PCB			IN
5 C/RAD	asocal	TRIAK	Must be PCB			IN

T zero required; assumed system power from vehicle wiring harness.

REVISION LOG

DESCRIPTION	DATE	ISSUE AFFECT	DATE

KLE
1/25/95

**DUMMY MEASUREMENT REPORT
CRASH BARRIER**

**W NUMBER 11327
TEST ORDER NUMBER TB2514**

**DUMMY POSITION LEFT
DUMMY ABBREV 50H3**

FRONT

ABSOLUTE MEASUREMENTS (INCH)	MEASUREMENT

LEG (HYB II) / KNEE (HYB III) TO INST PANEL LEFT	4.20
LEG (HYB II) / KNEE (HYB III) TO INST PANEL RIGHT	4.80
ROCKER TARGETS TO GROUND FRONT	7.50
ROCKER TARGETS TO GROUND REAR	7.60
NOSE TO STEERING WHEEL	16.50
NOSE TO INSTRUMENT PANEL	
INSTRUMENT PANEL TO TORSO	
STEERING WHEEL TO TORSO	8.10
STEERING WHEEL TOP LEGS	3.00
KNEE SPREAD OS-OS (HYB II) / CL-CL (HYB III)	9.70
SEAT BACK ANGLE	27.40
PELVIC ANGLE	22.80
HEAD ANGLE	0.20
ROCKER ANGLE	0.80
NECK BRACKET ANGLE	0.00
BUMPER TARGET TO GROUND	

RELATIVE MEASUREMENTS (INCH)	WRT FRT RKR TGT

HEAD LAT	14.40
HEAD VERT	37.10
HEAD LONG	14.30

SHOULDER LAT
SHOULDER VERT
SHOULDER LONG

H-POINT LAT	9.90
H-POINT VERT	11.30
H-POINT LONG	9.50

O/S KNEE BOLT LAT	11.00
O/S KNEE BOLT VERT	16.20
O/S KNEE BOLT LONG	-5.20

DUMMY MEASUREMENT REPORT
CRASH BARRIER

RUN NUMBER 11327
TEST ORDER NUMBER TB2514

DUMMY POSITION RIGHT
DUMMY ABBREV 50H3

FRONT

ABSOLUTE MEASUREMENTS (INCH)	MEASUREMENT
LEG(HYB II)/KNEE(HYB III) TO INST PANEL LEFT	4.40
LEG(HYB II)/KNEE(HYB III) TO INST PANEL RIGHT	4.20
ROCKER TARGETS TO GROUND FRONT	7.50
ROCKER TARGETS TO GROUND REAR	7.60
NOSE TO STEERING WHEEL	20.60
NOSE TO INSTRUMENT PANEL	17.10
INSTRUMENT PANEL TO TORSO	17.10
STEERING WHEEL TO TORSO	
STEERING WHEEL TOP LEGS	
KNEE SPREAD OS-OS(HYB II)/CL-CL(HYB III)	7.80
SEAT BACK ANGLE	27.30
PELVIC ANGLE	21.20
HEAD ANGLE	0.10
ROCKER ANGLE	0.10
NECK BRACKET ANGLE	7.00
BUMPER TARGET TO GROUND	

RELATIVE MEASUREMENTS (INCH)	WRT FRT RKR TOT
HEAD LAT	15.10
HEAD VERT	38.50
HEAD LONG	13.70
SHOULDER LAT	
SHOULDER VERT	
SHOULDER LONG	
H-POINT LAT	10.70
H-POINT VERT	12.60
H-POINT LONG	8.80
O/S KNEE BOLT LAT	12.30
O/S KNEE BOLT VERT	15.40
O/S KNEE BOLT LONG	-6.60

"RECORD COPY"

Schedule No. 7-7-12

Retain Until 2019

FINAL TEST REPORT

CONFIDENTIAL

**Global Test Operations
Advanced Vehicle Technology**

TO:	A. Taub	Test Order No.	T-83804
		Work Task W. O. No.	F00
		Test Date	2/26/00
		Date Reported	4/16/99
		Sheet	1 of 100

SUBJECT: Crash Test 11558 (90° Front Fixed Barrier Impact at 34.6 ± 0.4 mph, 56.0 ± 0.6 km/h) - 2000 Taurus (D188) 4-Door Wagon

REQUESTED BY: Vehicle Safety and CAE Department, Advanced Vehicle Technology -
D. Ferrigo

OBJECT: To obtain development data relative to FMVSS 208 and 301.

**SUMMARY OF
TEST RESULTS:**

- See Section 1.0 for injury criteria data.
- See Section 2.0 for fuel spillage data.



C. Pasorano
Product Test Engineer

Stgh M. Lash 4/16/99

Concur: **S. Lash**
Section Supervisor
Operations Engineering Section

VEHICLE DATA:

Make and Model 2000 Toyota (D186) 4-Door Wagon

ID Numbers 1FALPE7U4YB100880, 579-W-780, DC040004

Power Train 3.0L, EFI, Automatic (AX4N) Transaxle

Fuel Tank(s) Usable Capacity: 18.0 gal. (68.1L)
Test Condition: The "run dry" tank was filled with 3.0 gallons (11.4L) of red-dyed Stoddard solvent.

Front Seat(s) Type: Bucket
Cover: Cloth
Tracks/Position: LF: 6-Way Power/Mechanical Mid and Down
RF: Manual/Mechanical Mid
Seat Backs/Position: Adjustable/LF: 27.5° Rear of Vertical,
RF: 27.5° Rear of Vertical
Head Restraints/Position: Adjustable/Up
Lumbar Support/Position: Power/LF: Deflated

Restraint System LF: 3-Point Continuous Loop Active Belt with
Pyrotechnic Belt and Steering Wheel Air Bag
RF: 3-Point Continuous Loop Active Belt with
Pyrotechnic Belt and Instrument Panel Air Bag

Occupants LF & RF: 50th Percentile Male, Hybrid III,
Instrumented

Test Weight Front: 2950 lb (1321 kg)
Rear: 1805 lb (728 kg)
Total: 4755 lb (1749 kg)

Tires Front: P215/60R16 30 psi (207 kPa)
Rear: P215/60R16 30 psi (207 kPa)
Spare: Removed

Significant Content or Accessories: Air Conditioning, Power Steering, Power Brakes, Tilt Steering Wheel

GENERAL TEST COMMENTS:

1. Test Procedure

The test was performed according to the following Corporate test procedure(s):

- Fixed Barrier Collision, T657-ST-14 dated July 17, 1998.
- EFI Fuel System Stoddard Solvent Fill, ST-11 REF. 4.
- Occupant Crash Protection, T657-ST-25 dated July 17, 1998.

2. Remarks

Crash movies, pre- and post-crash still images of the test vehicle and copies of this report are available through the Operations Engineering Section, Safety Laboratories Department, GTU. The crash still images are stored and archived on CD ROMs. The file names of the still images are listed under crash number and a three digit sequence number which are 11353001 through 11353083.

TEST RESULTS:**1.0 Occupant Injury Data (FMVSS 308)**

	<u>L. F. Dummy</u>	<u>R. F. Dummy</u>
Head Injury Criteria (HIC)	265	221
Interval t_1	61 ms	69 ms
t_2	97 ms	96 ms
Chest resultant acceleration level at 8 ms cumulative duration	42 g	43 g
Chest Deflection (Hybrid III)	1.1 in	1.0 in
Peak axial compression load:		
Left femur	336 lb	1093 lb
Right femur	689 lb	633 lb
Peak axial tension load:		
Left femur	326 lb	156 lb
Right femur	142 lb	139 lb
Dummy contained within the vehicle during the crash	Yes	Yes

Time histories of the dummy instrumentation are included in this report.

Time histories of the dummy dynamic displacements obtained from Film Analysis are included in this report.

Time histories of the air bag/sensor(s) are included in this report.

Time histories of any requested derived data (i.e. integrations, etc.) were given to the requesting activity and are not included in this report.

2.0 Fuel System Integrity (FMVSS 301)

- There was no fuel system spillage during or for thirty minutes following impact.
- The fuel system held pressure during a post-crash pressure check.

3.0 Vehicle Crush, Film Analysis and/or Instrumentation Data

	<u>Maximum Dynamic Longitudinal Crush</u>	
	<u>in.</u>	<u>(mm)</u>
Left Side	29.2	(742)
Right Side	29.7	(754)

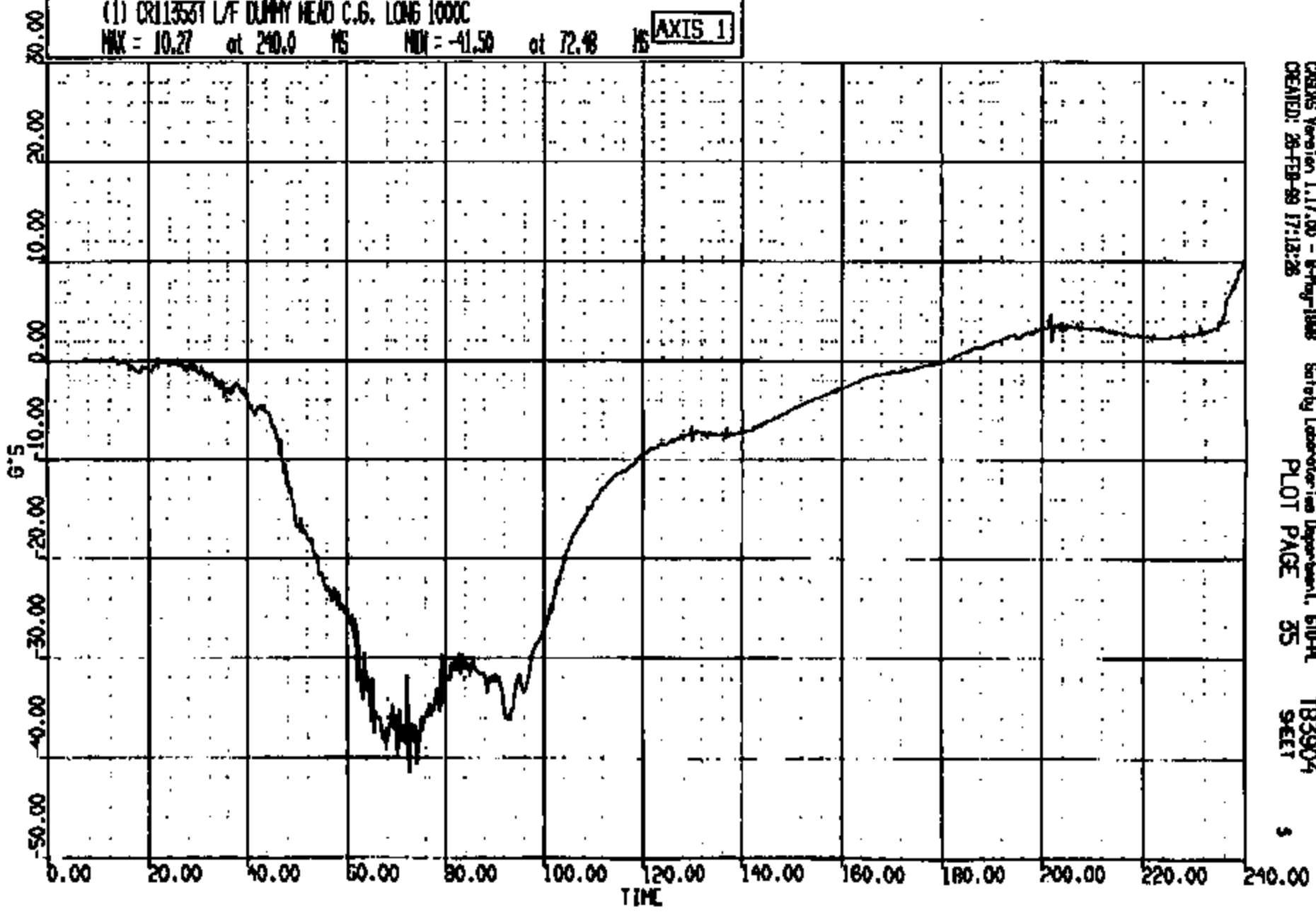
Time histories of the vehicle accelerations and other instrumentation are included in this report.

Time histories of vehicle dynamic displacements obtained from Film Analysis are included in this report.

Time histories of any requested derived data (i.e. integrations, etc.) were given to the requesting activity and are not included in this report.

CR R: 11553 TO: T85904 DATE: 990228 18:08:58
2000 D-188

(1) CR113531 L/F DUMMY HEAD C.G. LONG 1000C
MAX = 10.27 at 240.0 MS MIN = -41.50 at 72.48 MS **AXIS 1**



CRYSIS Version 1.17.00 - 8-Aug-1998 Safety Laboratories Department, 610-PL T83904
CREATED: 28-FEB-99 17:12:28 PLOT PAGE 35 SHEET 5

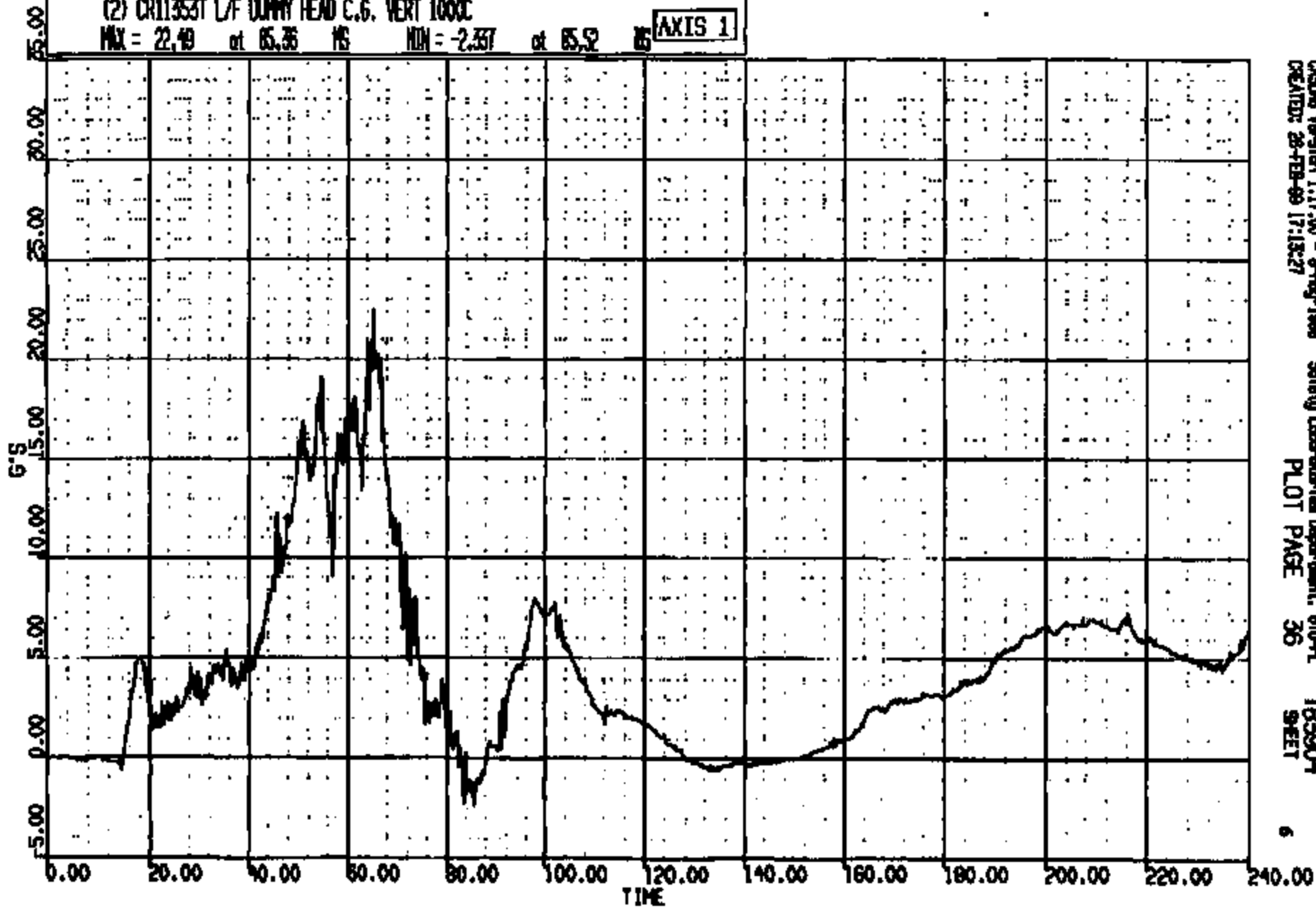
CRIS 0011353

CR R: 11353 TO: T83904 DATE: 990226 16:08:53
2000 D-186

(2) CR11353T L/F DUMMY HEAD C.G. VERT 1000C

MAX = 22.49 at 65.36 MS MIN = -2.357 at 85.92 MS

AXIS 1



CRDMS Version 1.17.00 - 8-May-1998
CREATED: 26-FEB-99 17:13:27

Safety Laboratories Department, 610-PL
PLOT PAGE 36

T83904
SHEET

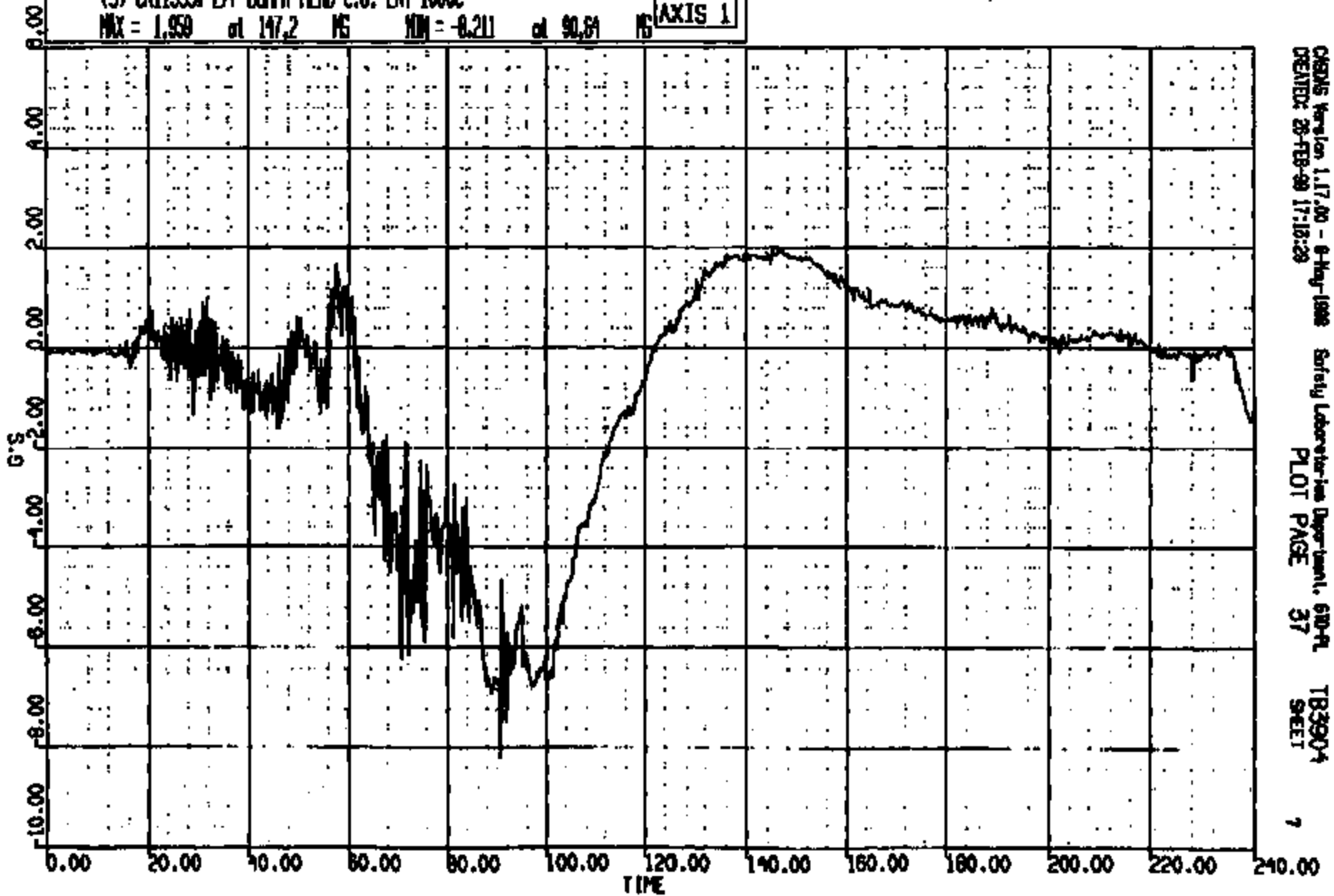
CRTS 0011353

CR R: 11555 TO: TB3904 DATE: 890228 18:08:53
2000 0-188

(3) CR113531 LAF DUMPPY HEAD C.G. LAT 1000C

MAX = 1.950 at 147.2 MS MIN = -8.211 at 90.64 MS

AXIS 1



CRSIS Version 1.17.00 - 8-May-1988
CREATED: 28-FEB-89 17:18:28

Safety Laboratories Department, 610-PL
PLOT PAGE 37

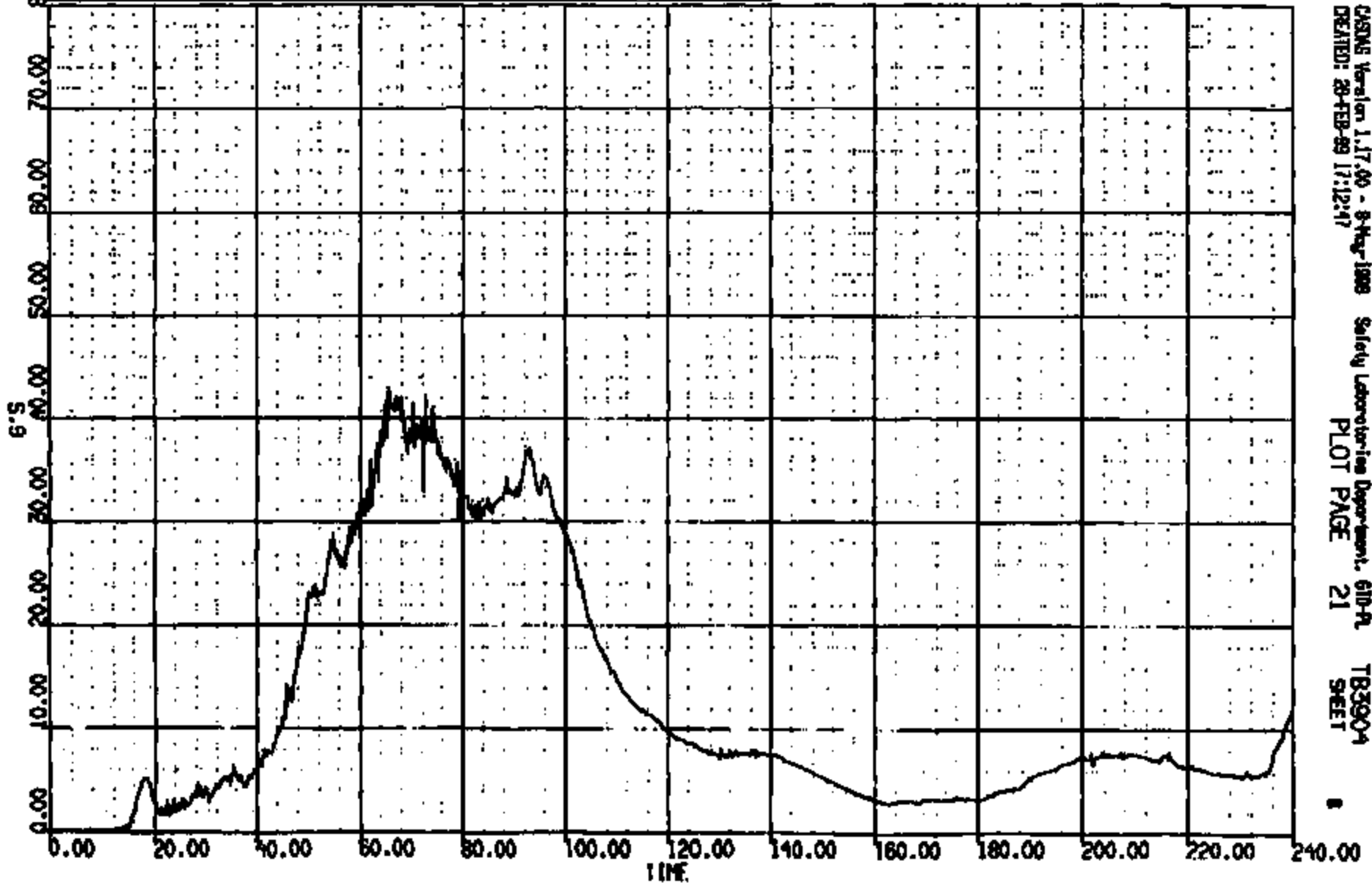
TB3904
SHEET

7

CRIS 0011353

INCR R: 1.1555 TO: TB3904 DATE: 880226 16:08:53
 IH000: 01.188
 IH000: 2828. DUR: 240.0 T1/T2: 49.0 // 100.
 IH000: 2893. DUR: 99.0 T1/T2: 81.2 // 87.2
 IH000: 187. DUR: 15.0 T1/T2: 82.6 // 77.8

(1000) CR113531 L/F DUMMY FEND C.G. RES 1000C
 MAX = 45.04 at 65.52 NS MIN = 0.588E-02 at 0.8000 NS **AXIS 1**



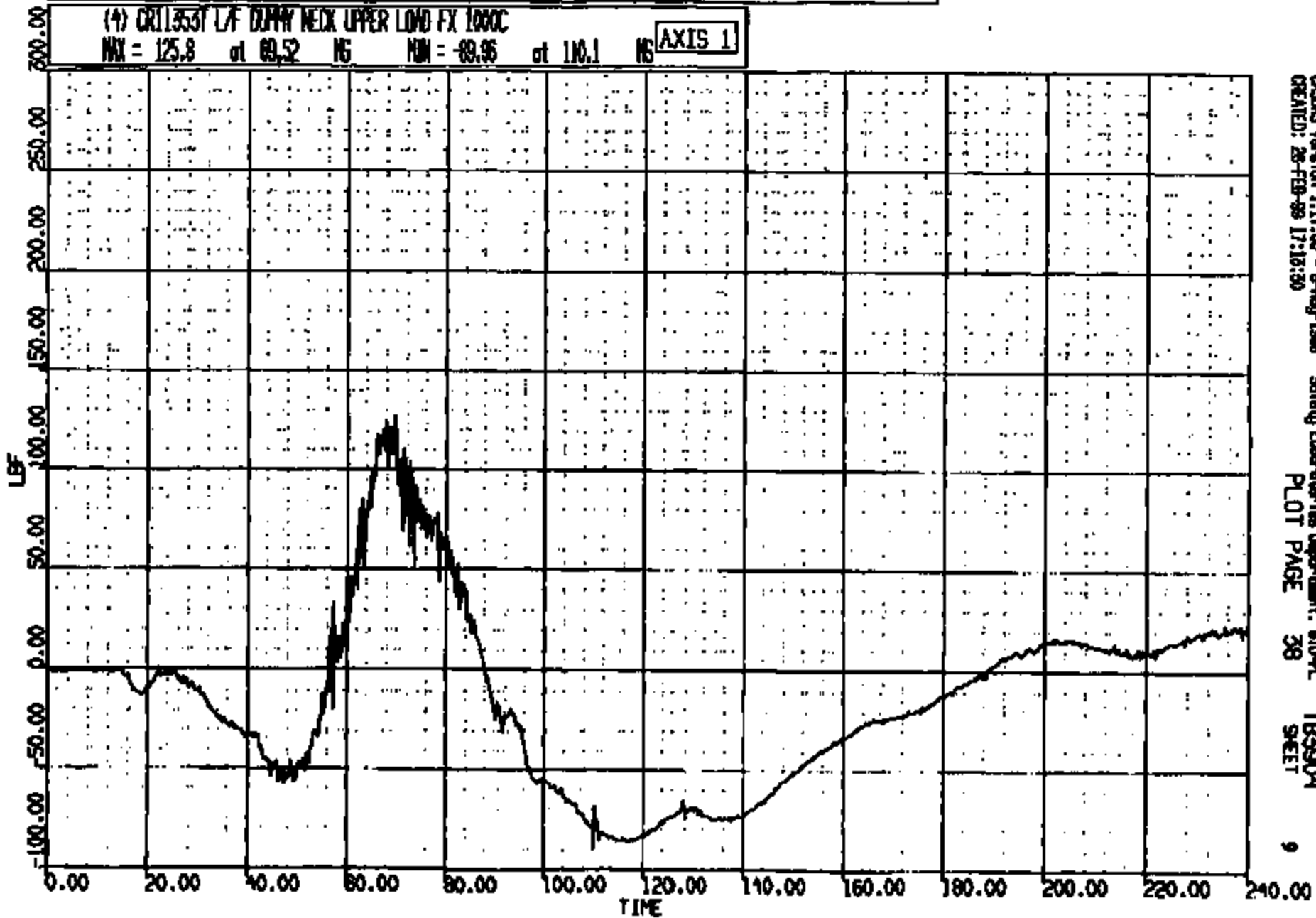
CASMS Version 1.17.00 - 8-May-1988 Safety Laboratories Department, GID-A
 CREATED: 28-FEB-89 17:12:47 PLOT PAGE 21 TB3904 SHEET

CRIS 0011353

CR R: 11353 TO: TB3904 DATE: 990228 18:08:53
2000 D-188

(4) CR11353 LAF DUMMY NECK UPPER LOAD FX 1000C

MAX = 125.8 at 69.52 MS MIN = -89.95 at 110.1 MS AXIS 1



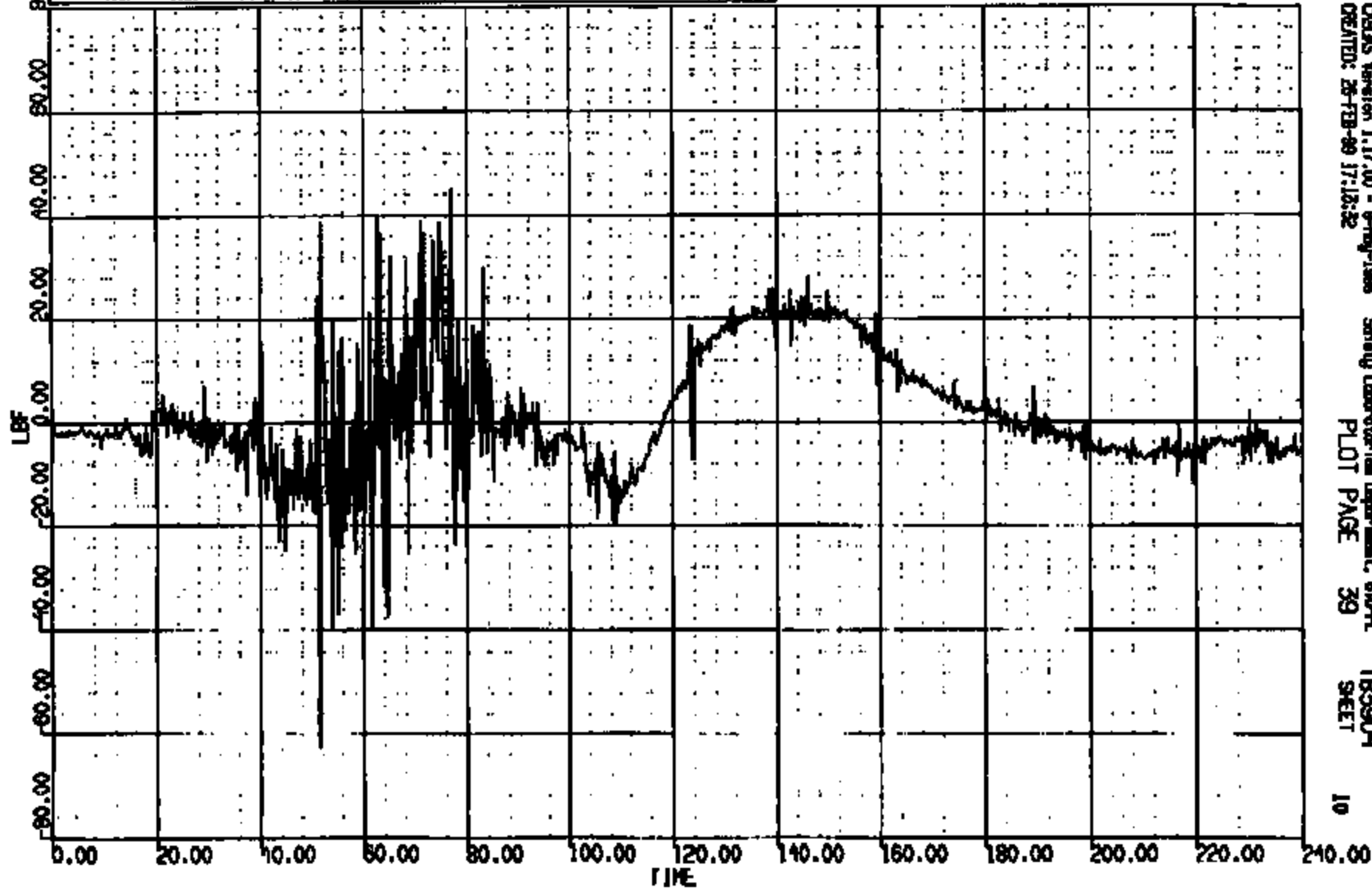
CADDS Version 1.17.00 - 8-May-1998
CREATED: 28-FEB-99 17:13:30

Safety Laboratories Department, 610-PL
PLOT PAGE 38

TB3904
SHEET

CR R: 11353 TO: TB3904 DATE: 990228 16:08:53
2000 D-188

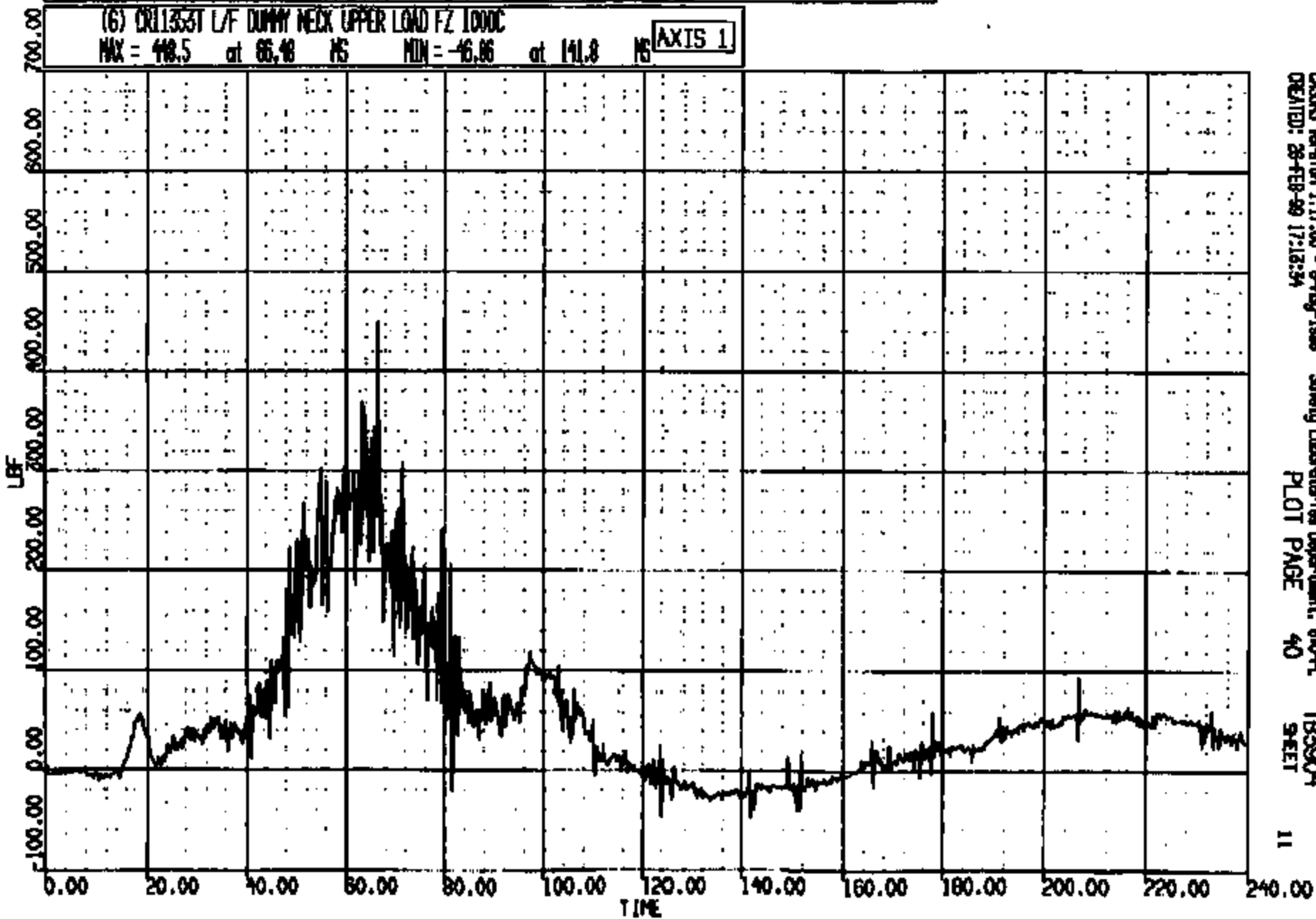
(5) CR11353T L/F DUNNY NECK UPPER LOAD FY 1000C
MAX = 45.29 at 77.04 MS MIN = -62.77 at 51.44 MS **AXIS 1**



CRSIS Version 1.17.00 - 9-May-1988 Safety Laboratory Department, SPO-PL TB3904
CREATED: 26-FEB-99 17:12:32 PLOT PAGE 39 SHEET 10

CRIS 0011353

CR R: 11353 TO: TB3904 DATE: 990226 16:08:55
2000 D-188



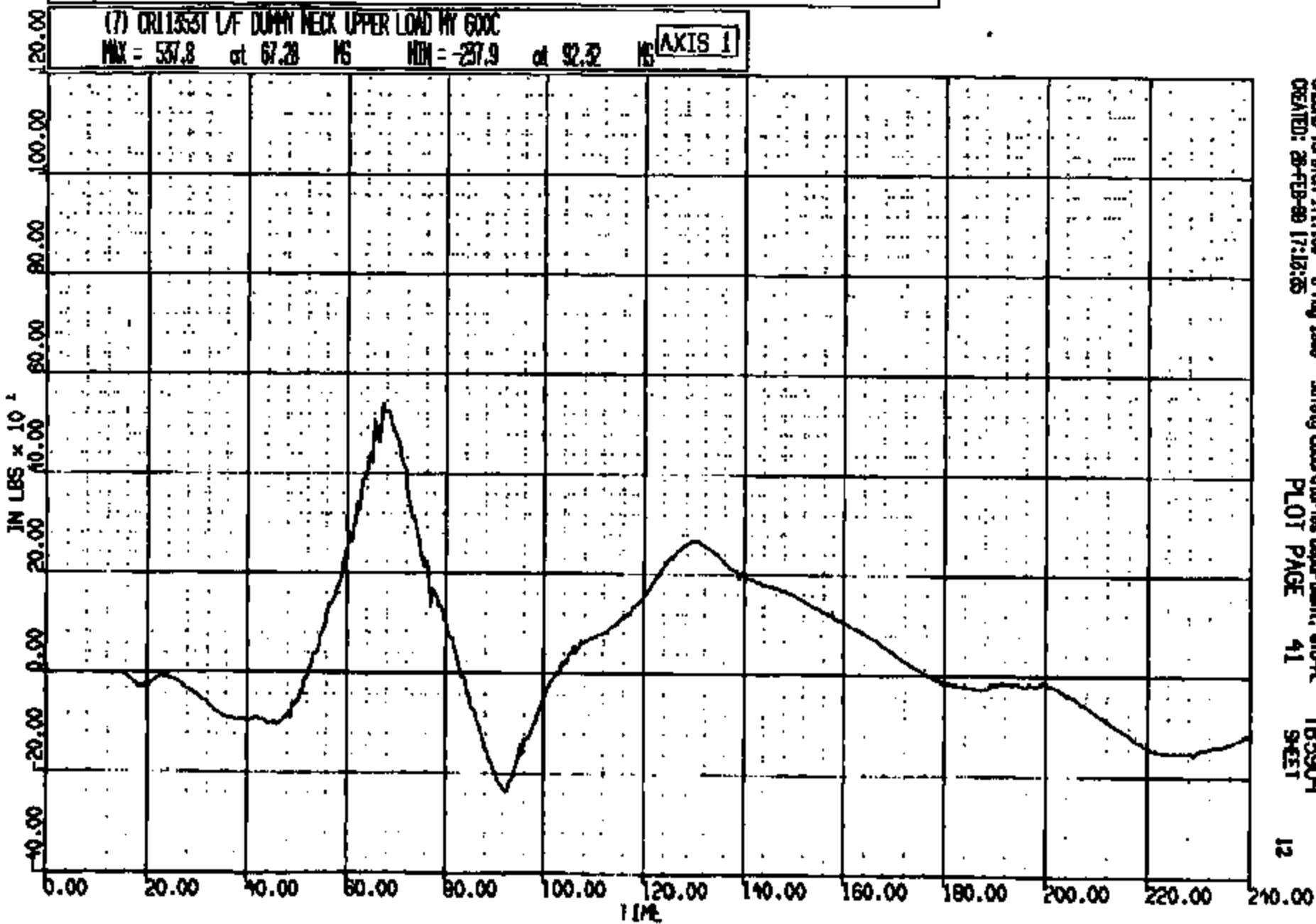
CARMS Version 1.17.00 - 9-May-1998 Safety Laboratories Department, 600-FL TB3904
CREATED: 26-FEB-99 17:12:54 PLOT PAGE 40 SHEET 11

CRTS 0011353

CR R: 11353 TO: TB3904 DATE: 990228 18:08:55
2000 D-180

(7) CR11353T L/F DUMMY NECK UPPER LOAD MY 600C

MAX = 537.8 at 67.28 MS MIN = -297.9 at 92.32 MS **AXIS 1**



CRS06 Version 1.17.00 - 8-May-1998
CREATED: 28-FEB-99 17:12:25

Safety Laboratories Department, SMD-A
PLOT PAGE 41

TB3904
SHEET

12

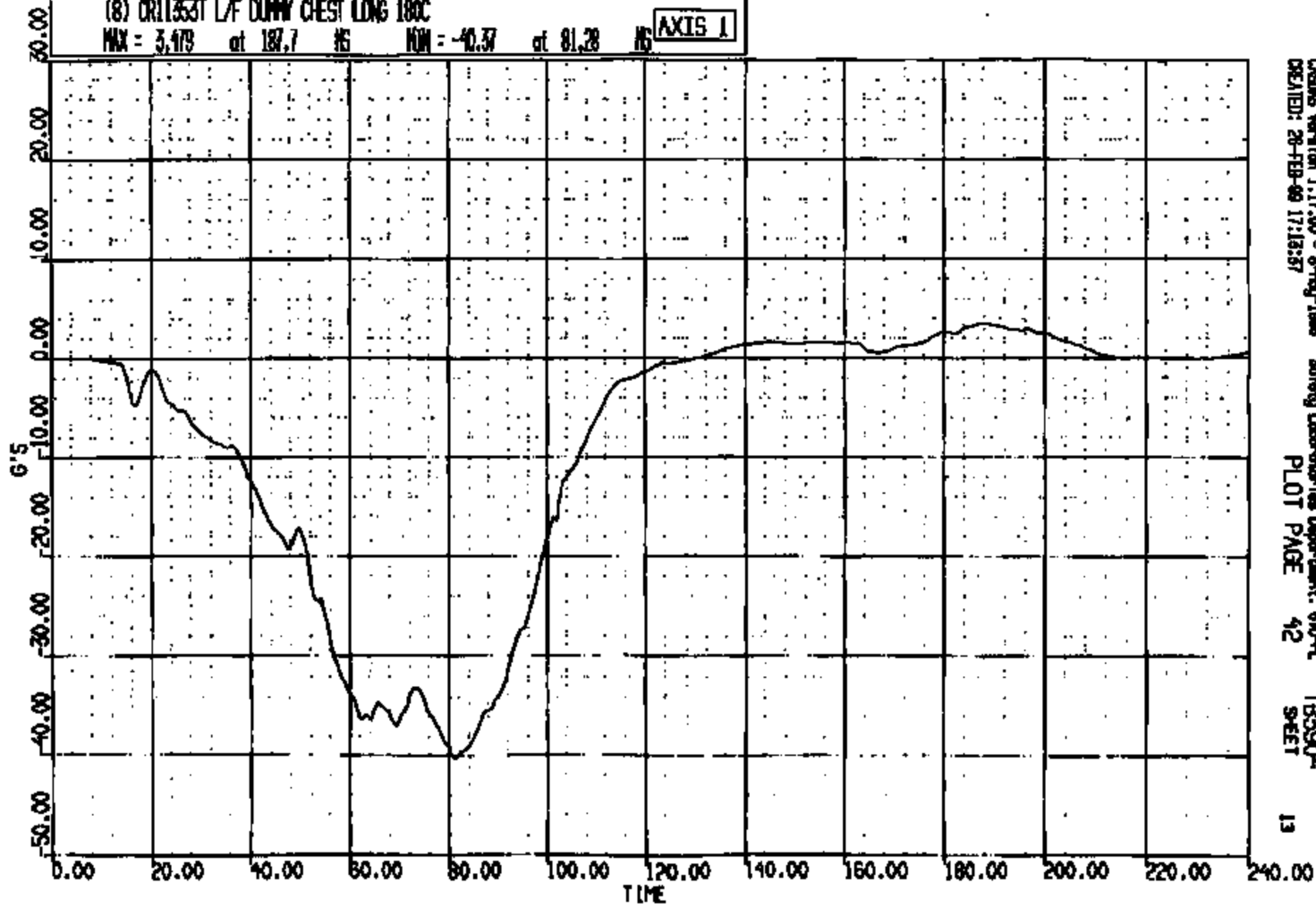
CR11353

CR R: 11353 TO: TB3904 DATE: 990225 16:06:53
2000 D-198

(8) CR11353T L/F DUMMY CHEST LONG 180C

MAX = 3.479 at 187.7 HS MIN = -40.37 at 81.28 HS

AXIS 1



CASIMS Version 1.17.00 - 8-May-1998
CREATED: 26-FEB-99 17:18:57

Safety Laboratories Department, 610-PL
PLOT PAGE 42

TB3904
SHEET

13

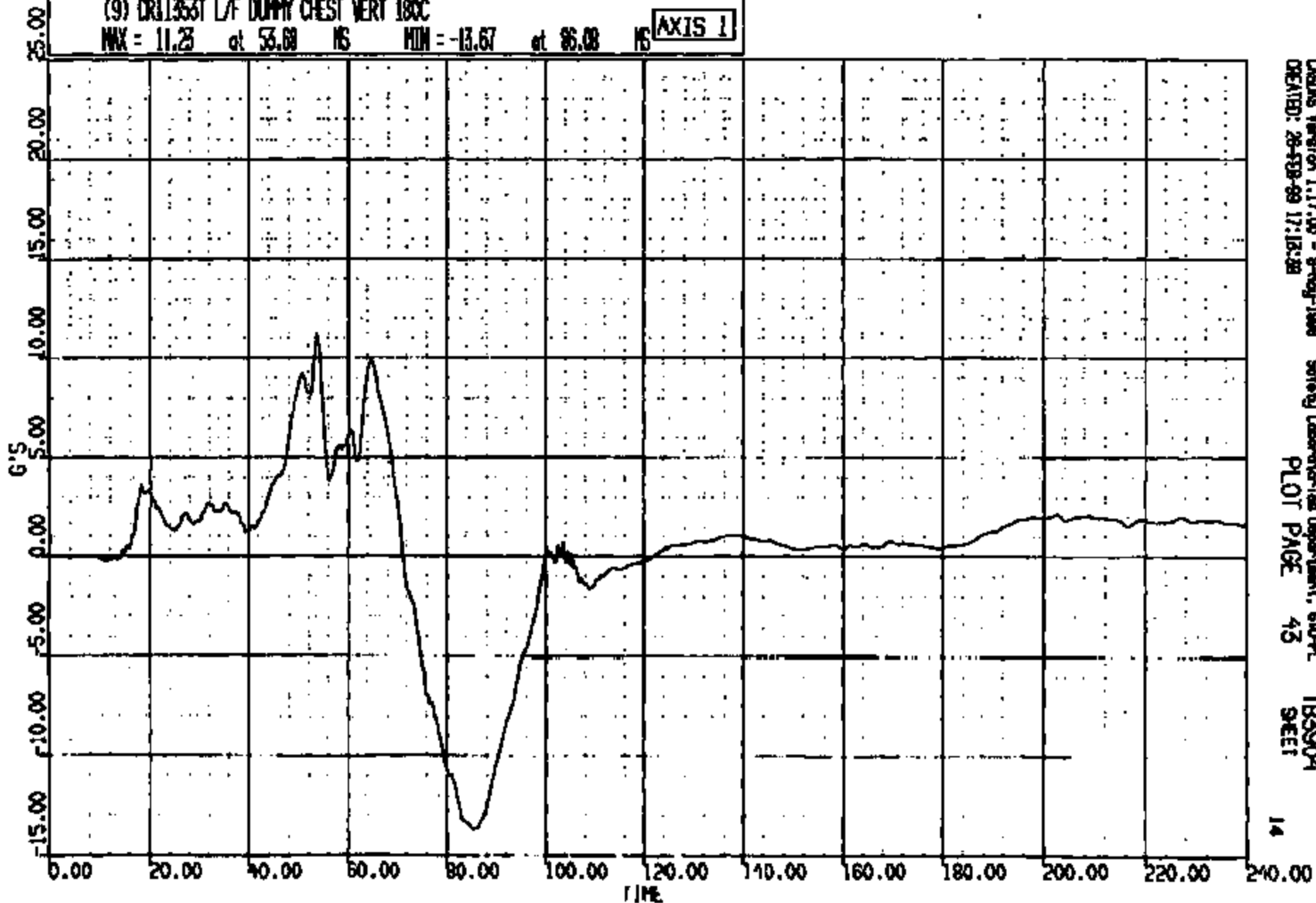
CRTS 0011353

CR R: 11353 TO: TB3904 DATE: 990228 18:08:53
E000 D-188

(9) CR11353T L/F DUMMY CHEST VERT 180C

MAX = 11.23 at 53.68 MS MIN = -13.67 at 85.08 MS

AXIS 1



CASDS Version 1.17.09 - 9-May-1998
CREATED: 28-FEB-99 17:13:28

Safety Laboratories Department, 610-P
PLOT PAGE 43

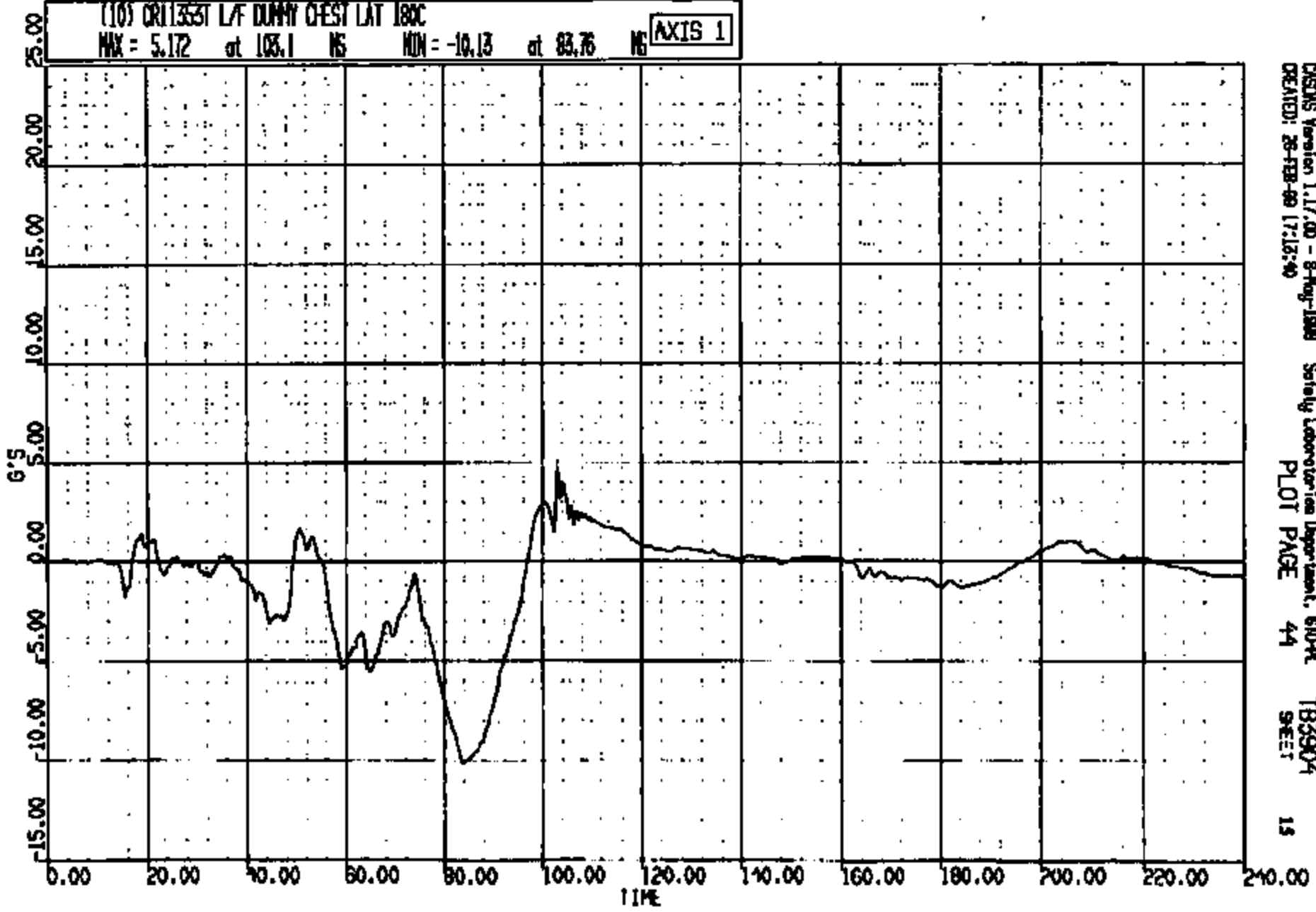
TB3904
SHEET

14

CR11353

CR R: 11553 TO: T83904 DATE: 990228 18:08:53
2000 D-188

(10) CR113531 L/F DUMMY CHEST LAT 180C
MAX = 5.172 at 103.1 MS MIN = -10.13 at 83.76 MS **AXIS 1**



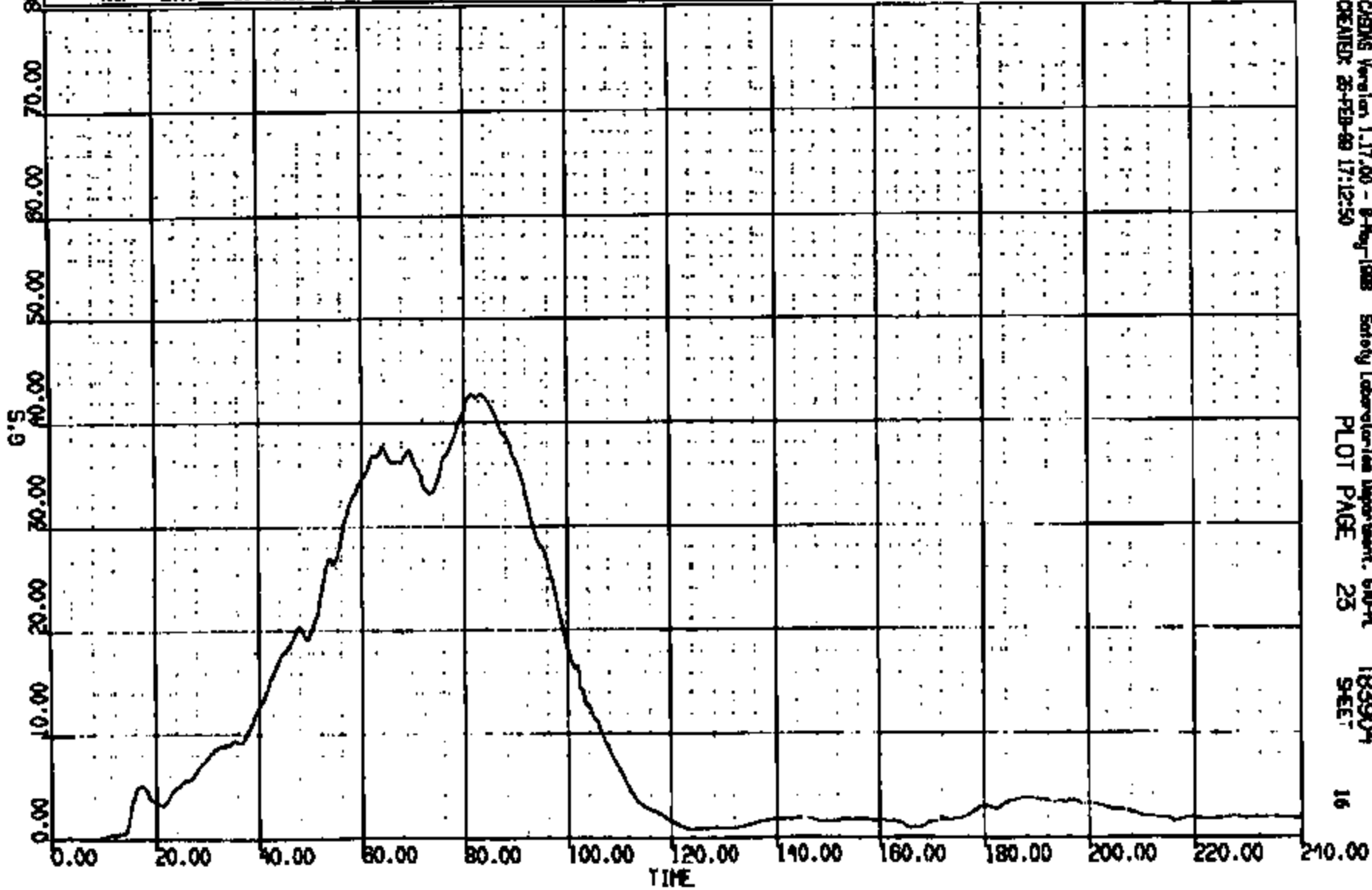
CASIMS Version 1.17.00 - 8-May-1999 Safety Laboratory Department, 610-R
CREATED: 28-FEB-99 17:12:40 T83904
PLOT PAGE 44 SHEET 15

CRTS 0011353

CR R: 11353 TO: T83904 DATE: 990228 18:08:55
2000 D-188
CUMDUR = 42.565 Duration time = 2.0080

(10009) CR113531 L/F DUMMY CHEST RES 180C
MAX = 42.66 at 83.12 MS MIN = 0.3045E-04 at 0.9500 MS

AXIS 1

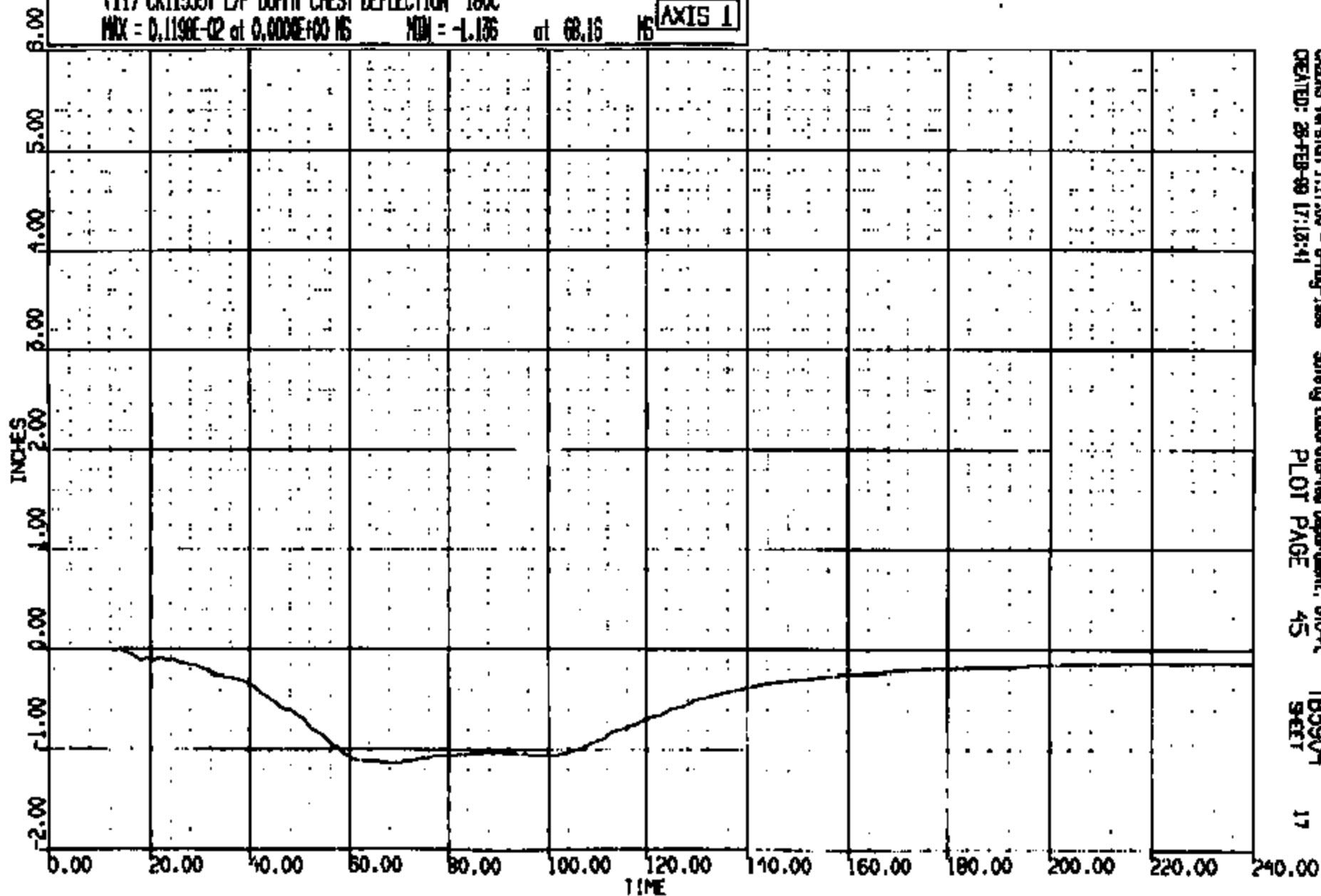


CHDS Version 1.17.00 - 8-May-1998 Safety Laboratory Department, 610-PL
CREATED: 28-FEB-99 17:12:50 PLOT PAGE 25 T83904 SHEET 16

CRTS 0011353

CR: R: 11288 TO: TB3904 DATE: 990226 16:08:53
R000 D-188

(11) CR11353T L/F DUMMY CHEST DEFLECTION 180C
MAX = 0.1190E-02 at 0.0000E+00 MS MIN = -1.135 at 68.16 MS **AXIS 1**



CRSIS Version 1.17.00 - 8-May-1988
CREATED: 26-FEB-99 17:18:41

Safety Laboratories Department, 610-A
PLOT PAGE 45

TB3904
SHEET

17

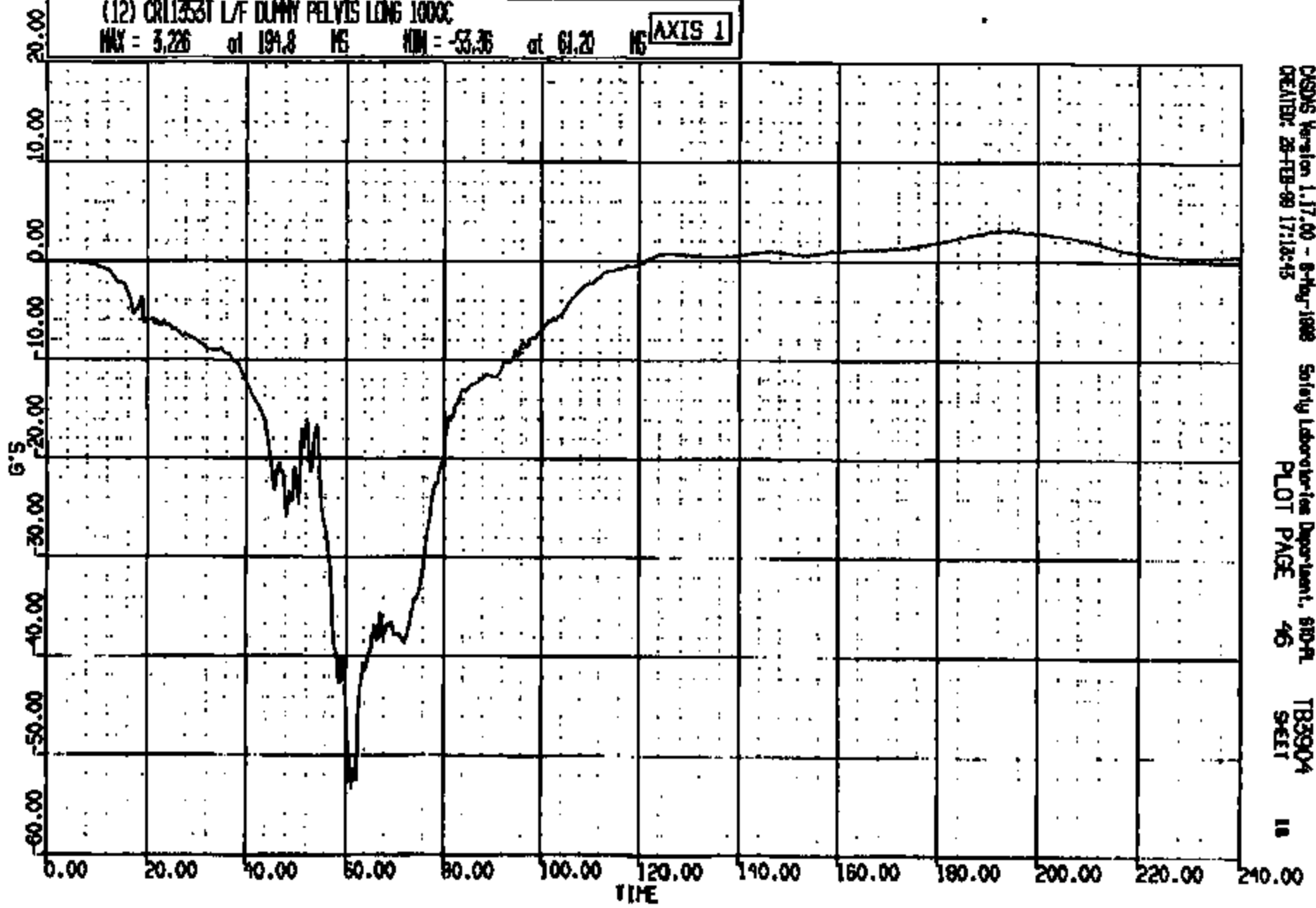
CRIS 0011353

CR R: 11555 TO: TB3904 DATE: 890228 16:06:58
2000 D-186

(12) CR13531 L/F DUMMY PELVIS LONG 1000C

MAX = 3.26 at 191.8 MS MIN = -53.36 at 61.20 MS

AXIS 1



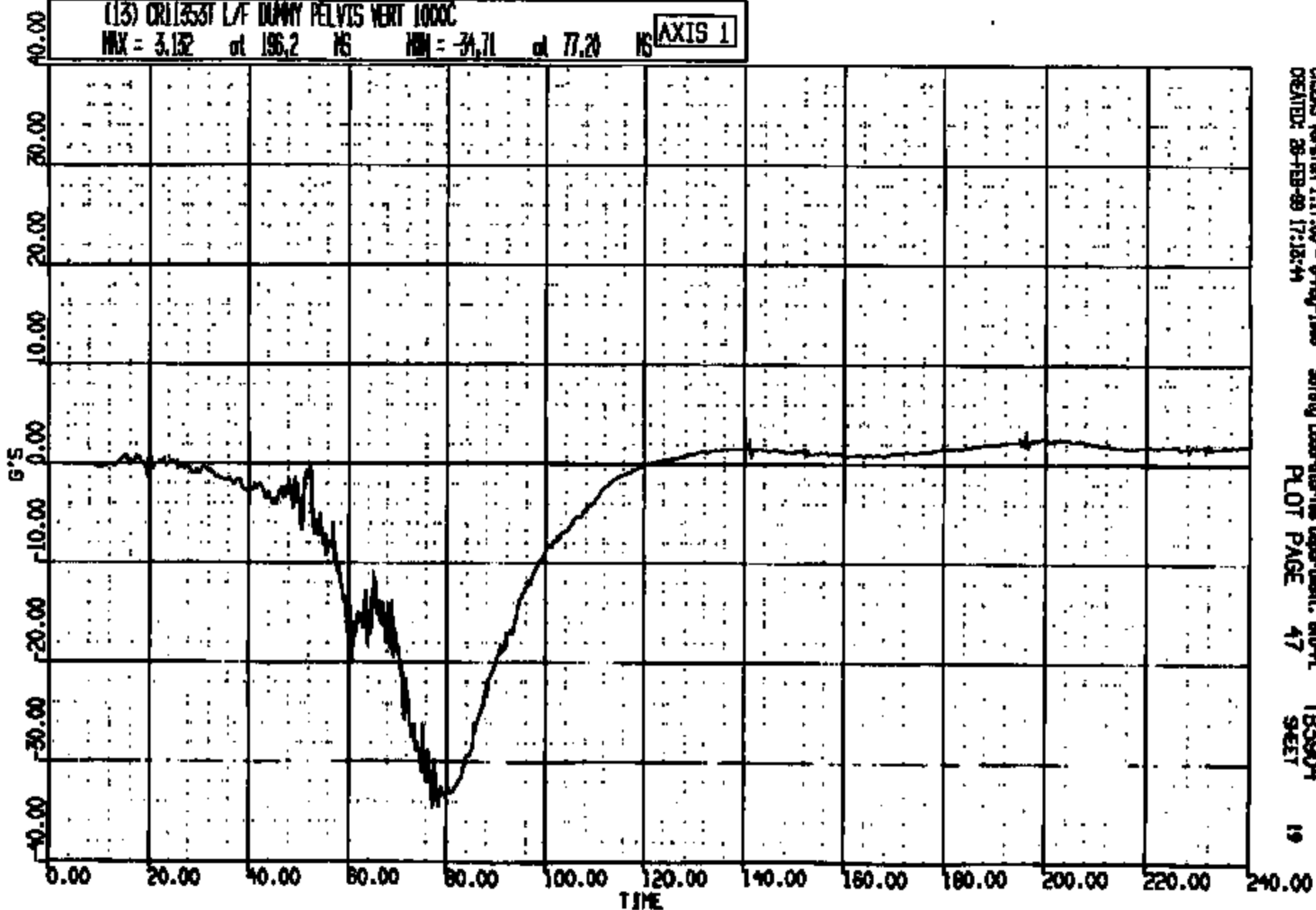
CRSNS Version 1.17.00 - 8-May-1989 Safety Laboratories Department, SD-PL
CREATED: 28-FEB-89 17:18:45 PLOT PAGE 46 TB3904 SHEET 18

CRTS 001353

CR #: 11553 TO: TB3904 DATE: 880228 18:08:55
2000 D-188

(13) CR11353T L/F DUMMY PELVIS VERT 100G

MAX = 3.132 at 196.2 MS MIN = -31.71 at 77.20 MS **AXIS 1**



CSDAS Version 1.17.00 - 8-May-1989
CREATED: 28-FEB-88 17:18:44

Safety Laboratories Department, 610-PL
PLOT PAGE 47

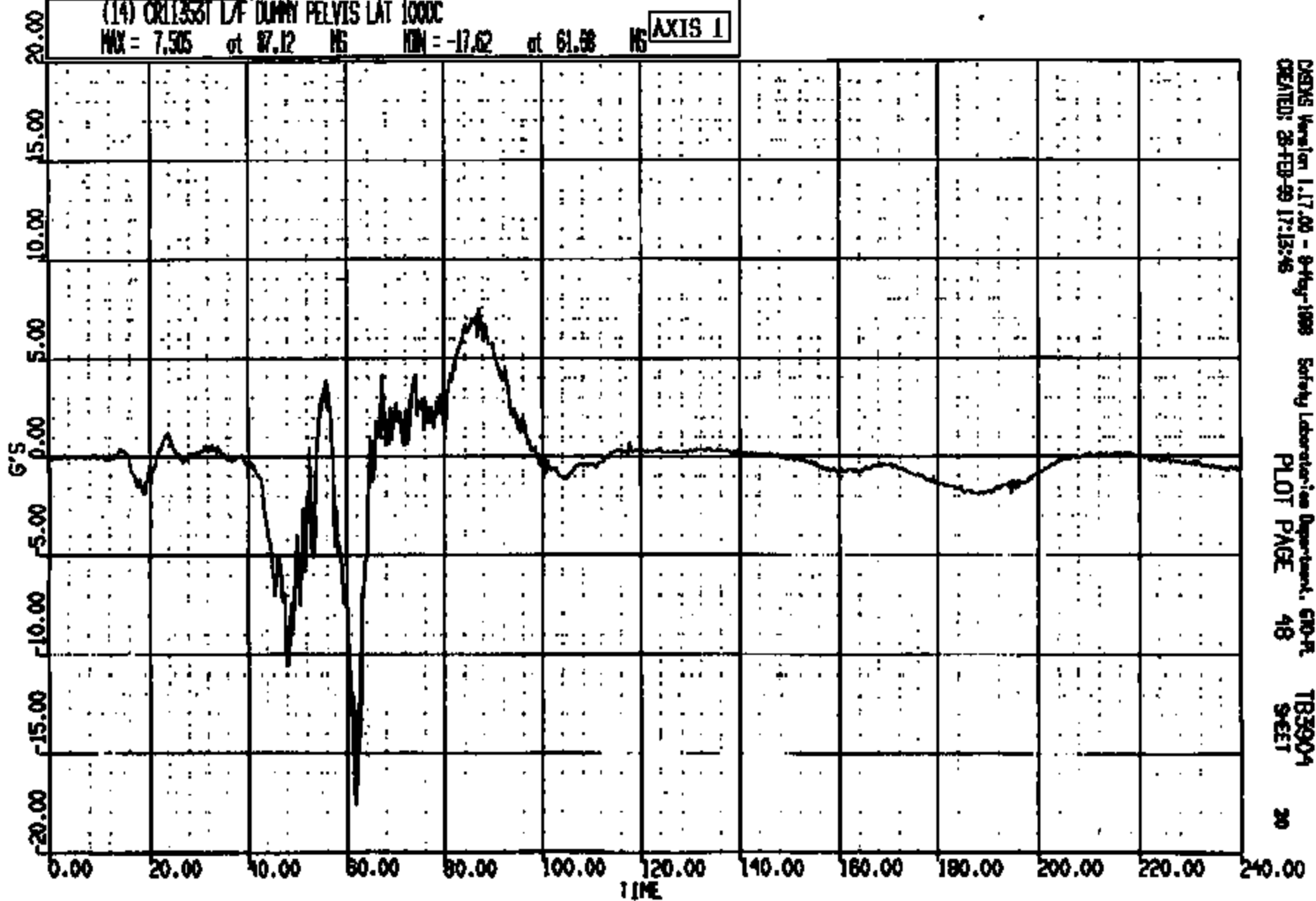
TB3904
SHEET

19

CRTS 0011353

CR R: 11355 TO: TB3904 DATE: 990226 16:06:53
2000 D-188

(14) OR113531 L/F DUMMY PELVIS LAT 1000C
MAX = 7.505 at 87.12 MS MIN = -17.62 at 61.58 MS **AXIS 1**

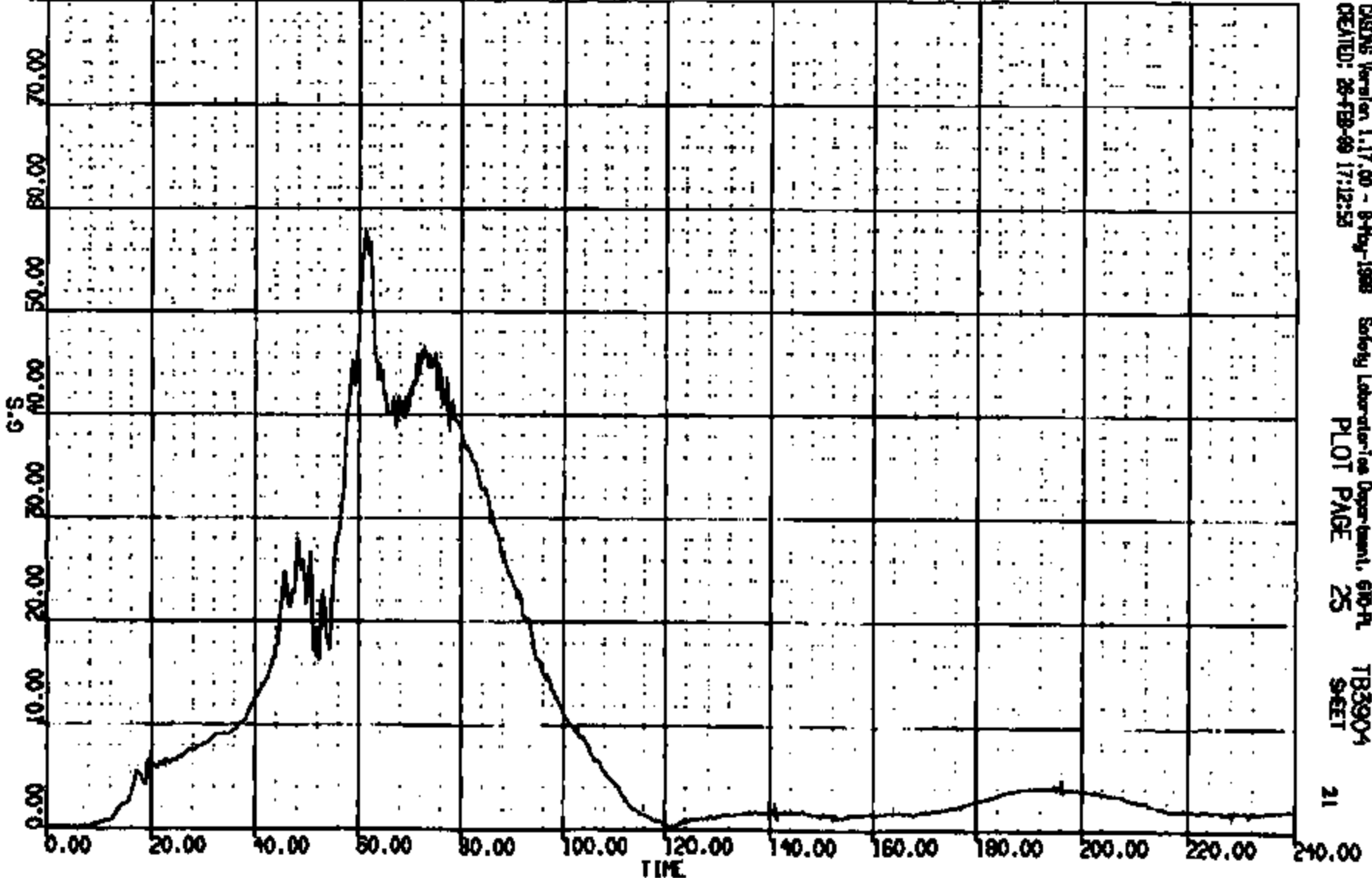


CRS Version 1.17.00 - 9-May-1999 Safety Laboratories Department, CRD-PL TB3904
CREATED: 28-FEB-99 17:13:46 PLOT PAGE 48 SHEET 20

CRIS 0011353

CR R: 11558 TO: TB3904 DATE: 000228 18:06:53
2000 D-198

(100.3) CR113531 L/F DUMMY PELVIS RES 1000C
MAX = 57.74 at 61.36 NS MIN = 0.9760E-12 at 1.00 NS **AXIS 1**

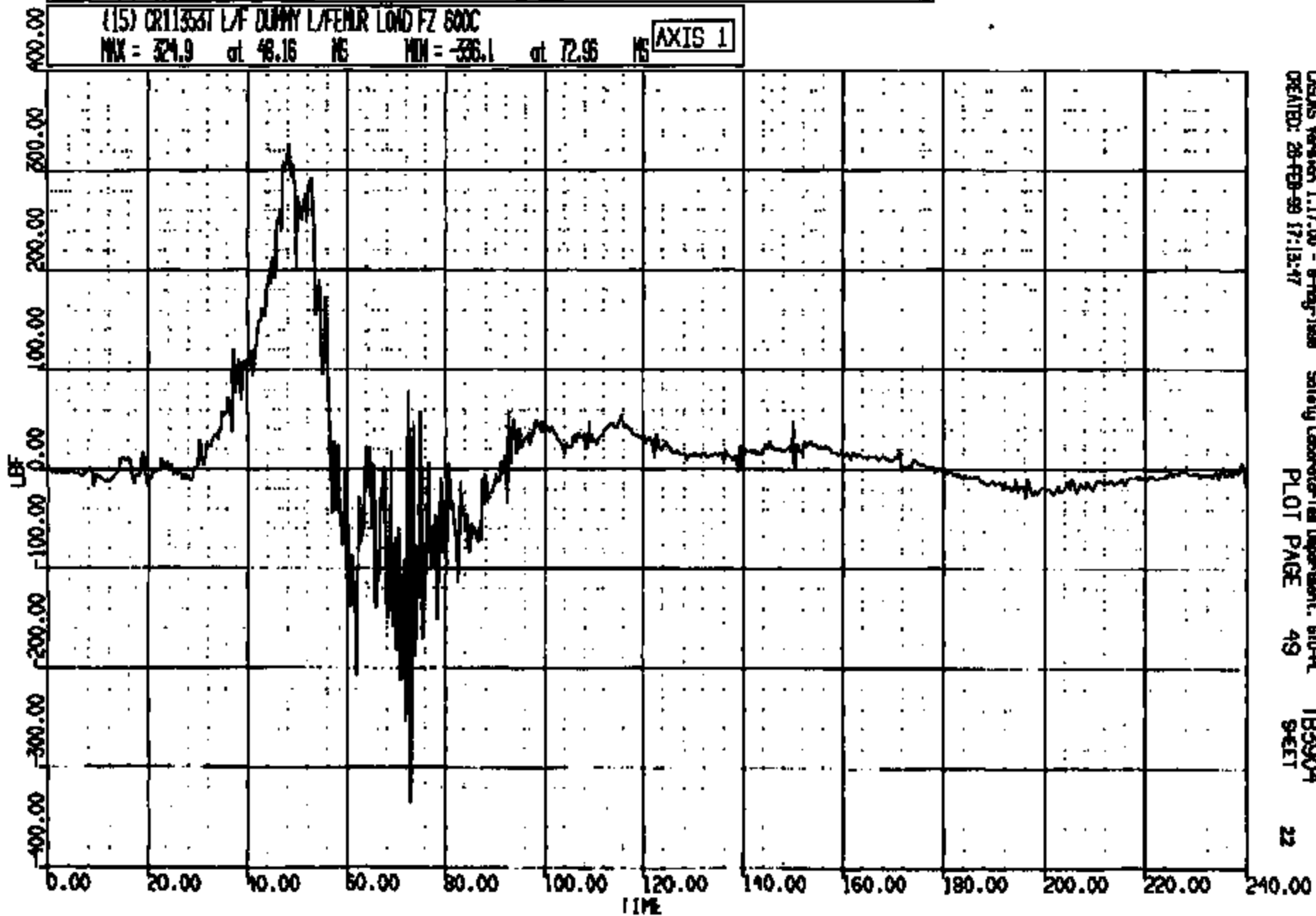


CASYS Version 1.17.00 - 8-Feb-1988 Safety Laboratories Department, 610-PL TB3904
CREATED: 28-FEB-88 17:12:52 PLOT PAGE 25 SHEET

CR113531

CR R: 11353 TO: TB3904 DATE: 890228 18:08:53
2000 D-188

(15) CR11353T L/F DUMMY L/FENR LOAD FZ 800C
MAX = 324.9 at 48.16 MS MIN = -336.1 at 72.95 MS **AXIS 1**



CRS Version 1.17.00 - 8-May-1988
CREATED: 28-FEB-89 17:13:47

Safety Laboratory Test Department, 610-FL
PLOT PAGE 49

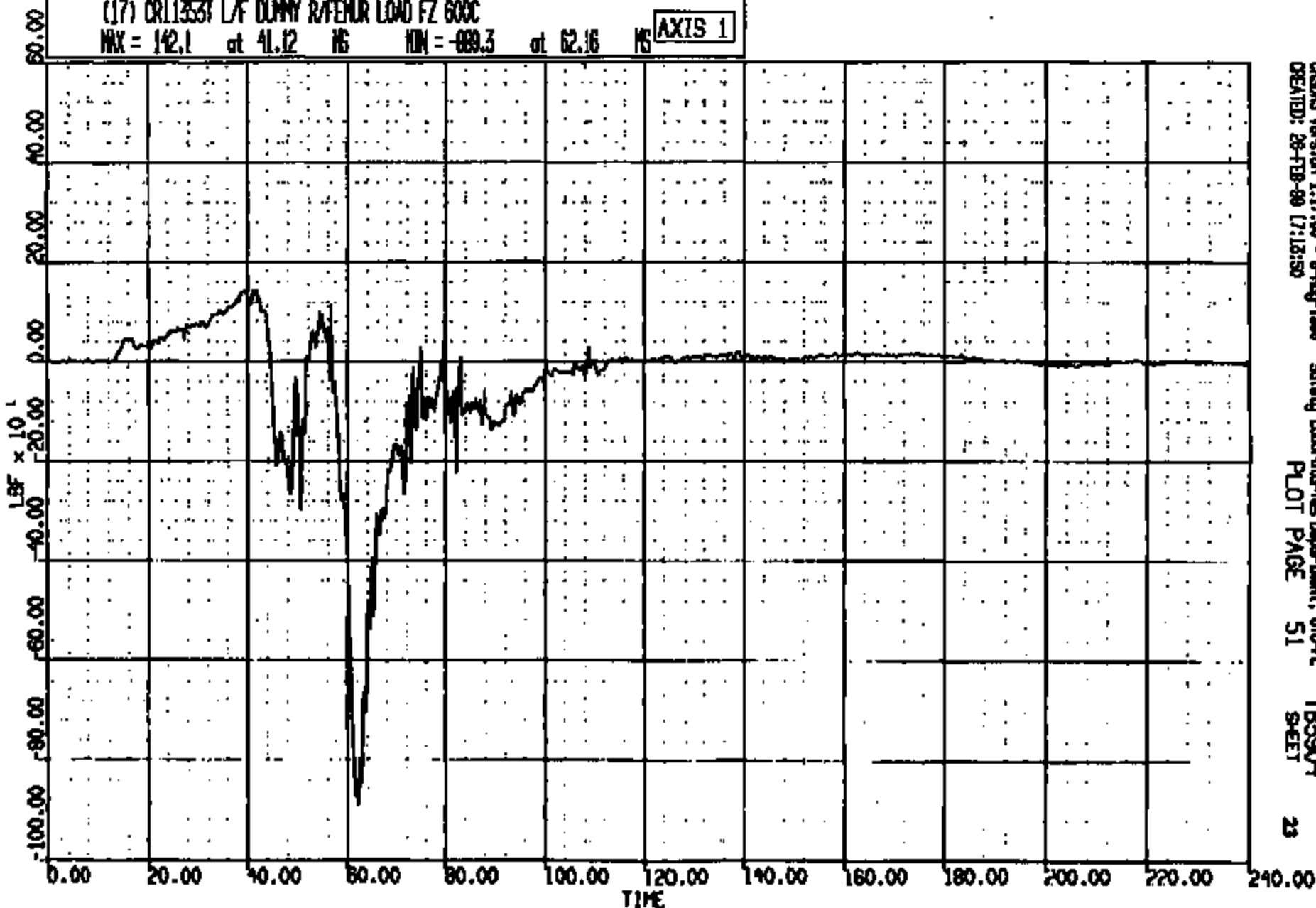
TB3904
SHEET

CR R: 1155 TO: TB3904 DATE: 990228 16:08:55
2000 D-168

(17) CR113531 L/F DUNNY RIVER LOAD FZ 600C

MAX = 142.1 at 41.12 MS MIN = -889.3 at 62.16 MS

AXIS 1



CASYS Version 1.17.00 - 8-Aug-1998
CREATED: 28-FEB-99 17:13:50

Safety Laboratories Department, 610-PL
PLOT PAGE 51

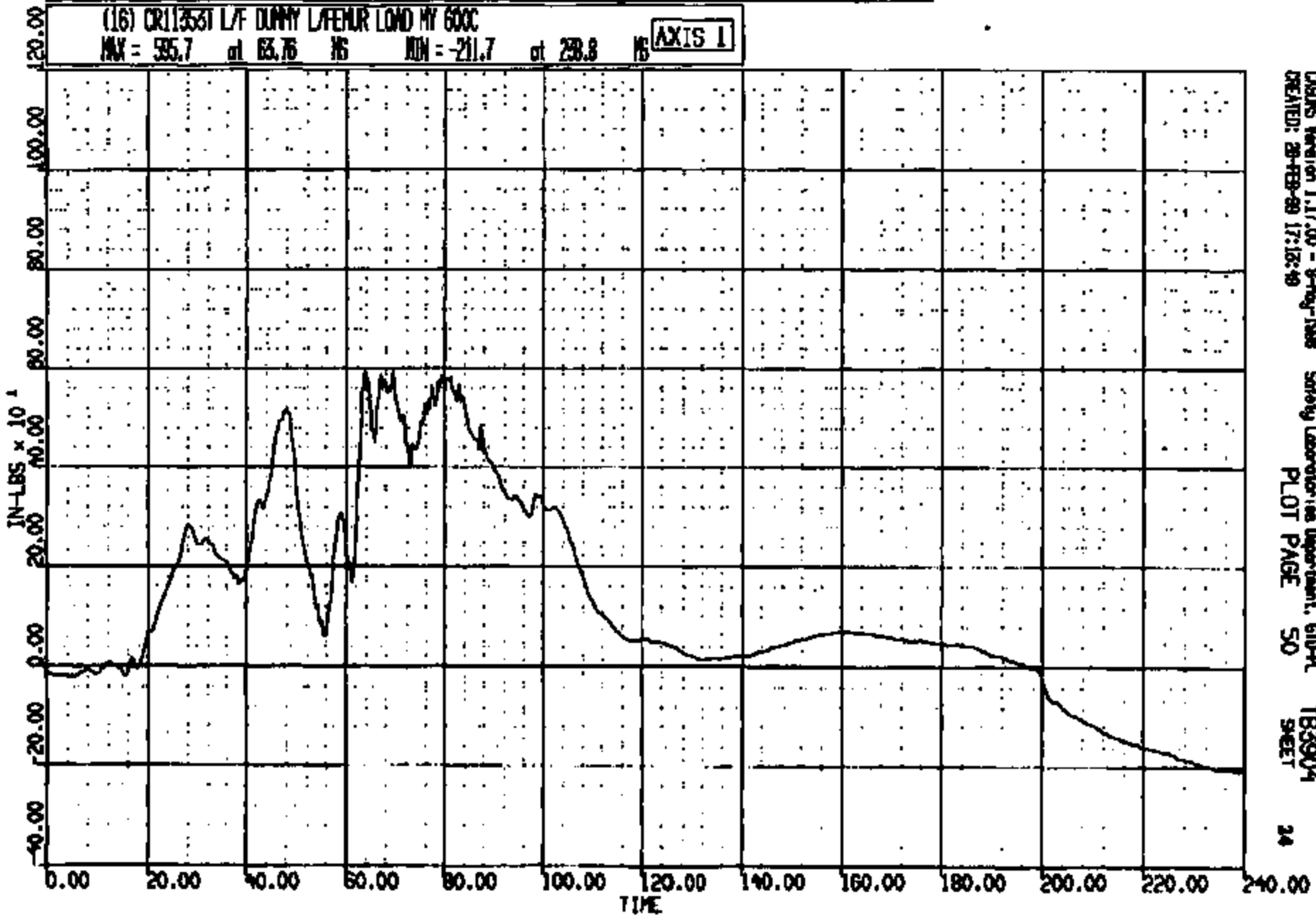
TB3904
SHEET

23

CRTS 0011353

CR R: 11553 TO: TB3904 DATE: 890228 18:06:53
2000 D-188

(16) CR113531 L/F DUMMY LAFEMUR LOAD MY 600C
MAX = 595.7 at 63.76 MS MIN = -211.7 at 239.8 MS **AXIS 1**



CLAVIS Version 1.17.00 - 9-May-1988
CREATED: 28-FEB-89 17:12:49

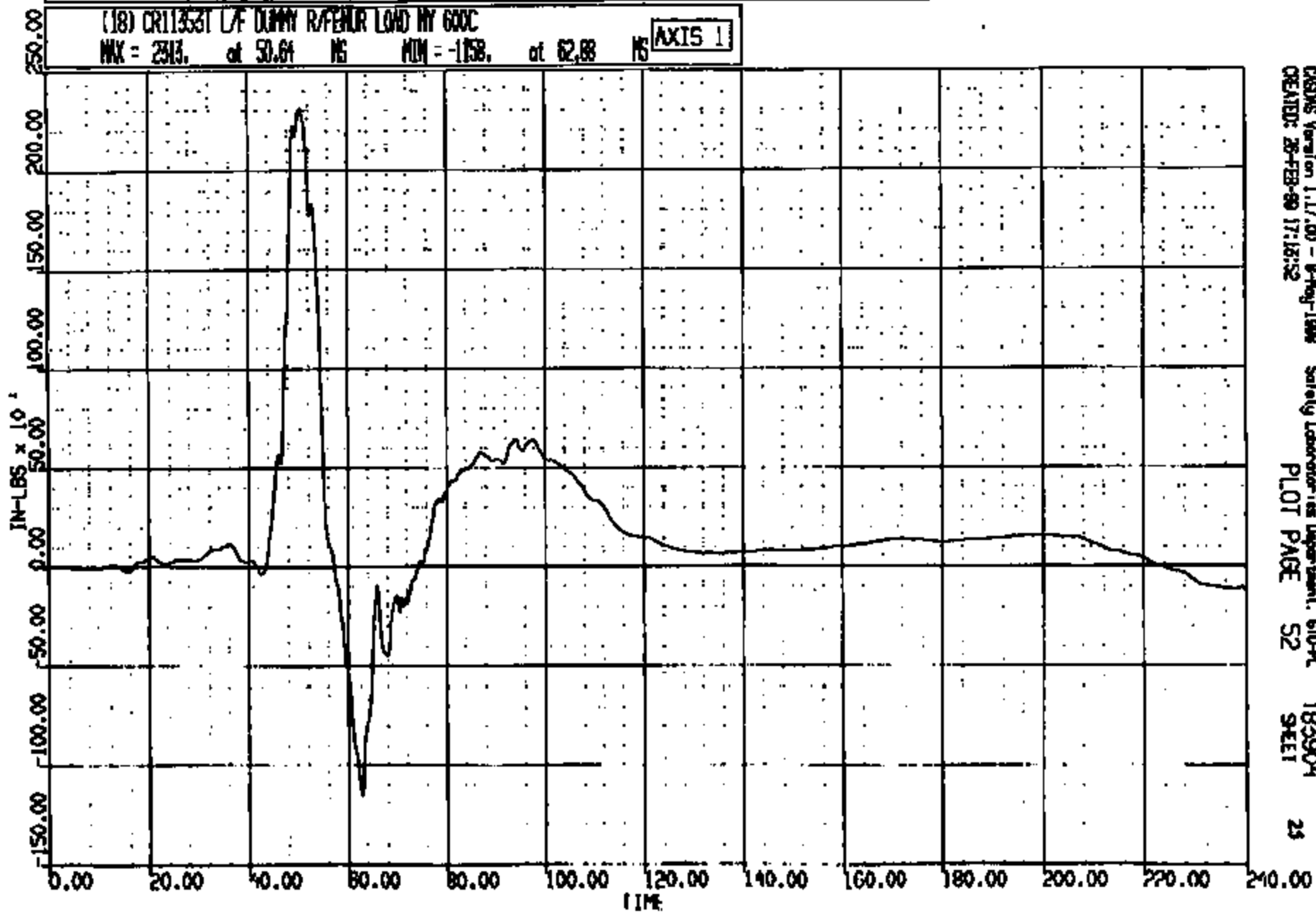
Safety Laboratories Department, GID-PL
PLOT PAGE 50

TB3904
SHEET

CRTS 0011353

CR R: 11353 TO: TB3904 DATE: 990228 16:08:55
2000 D-188

(18) CR11353T L/F DUMMY R/FENR LOAD BY 600C
MAX = 2313. at 50.64 MS MIN = -1158. at 62.88 MS **AXIS 1**



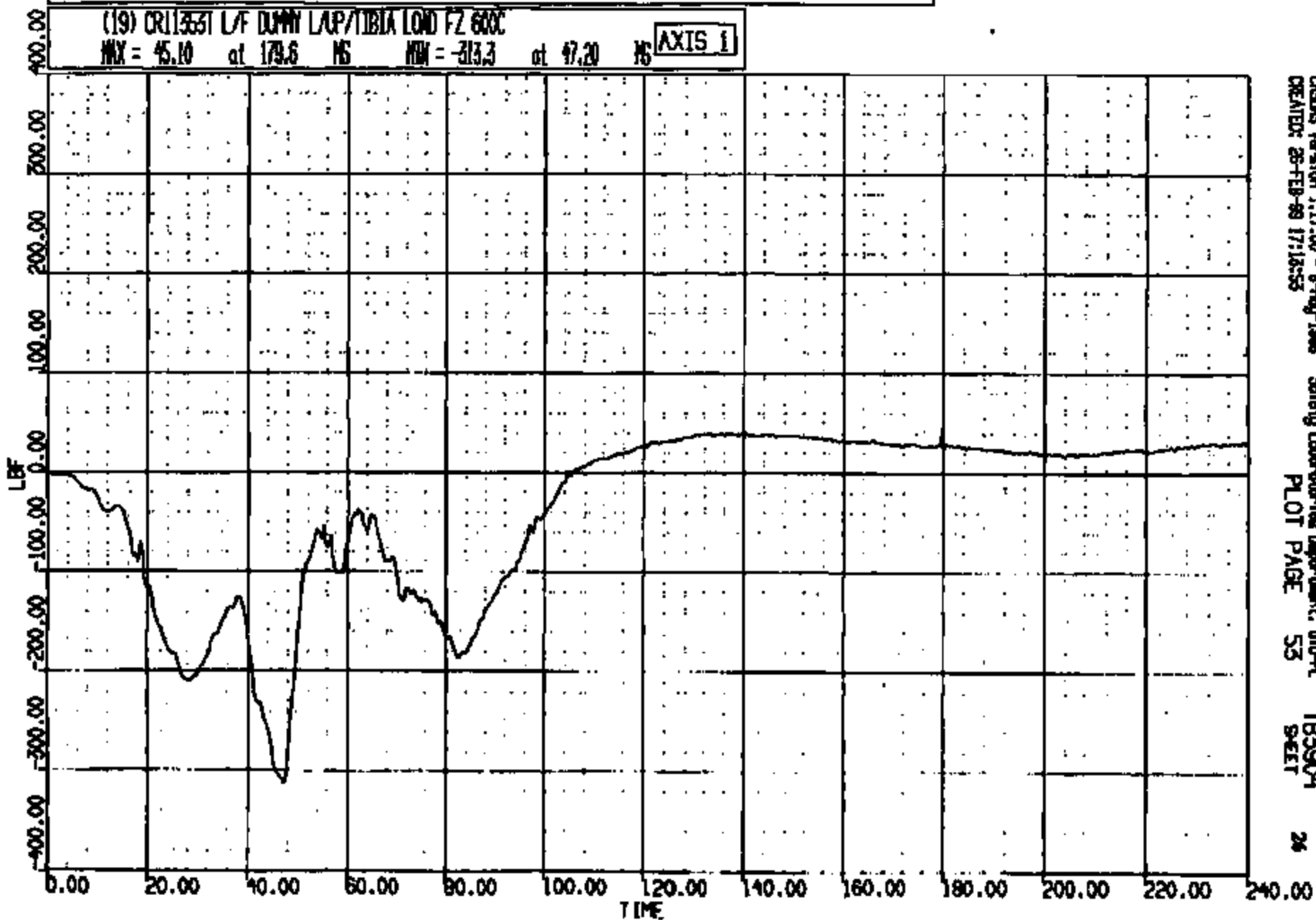
CASIMS Version 1.17.00 - 8-May-1998 Safety Laboratories Department, 610-PL
CREATED: 28-FEB-99 17:16:52 PLOT PAGE 52 TB3904
SHEET 25

CRTS 0011353

CR R: 11353 TO: TB3904 DATE: 990226 18:08:55
2000 D-188

(19) CR113531 L/F DUMMY LAP/TIBIA LOAD FZ 600C

MAX = 45.10 at 179.6 MS MIN = -313.3 at 47.20 MS **AXIS 1**



CRSIS Version 1.17.00 - 8-Aug-1998
CREATED: 26-FEB-99 17:18:55

Safety Laboratories Department, DTP-R
PLOT PAGE 53

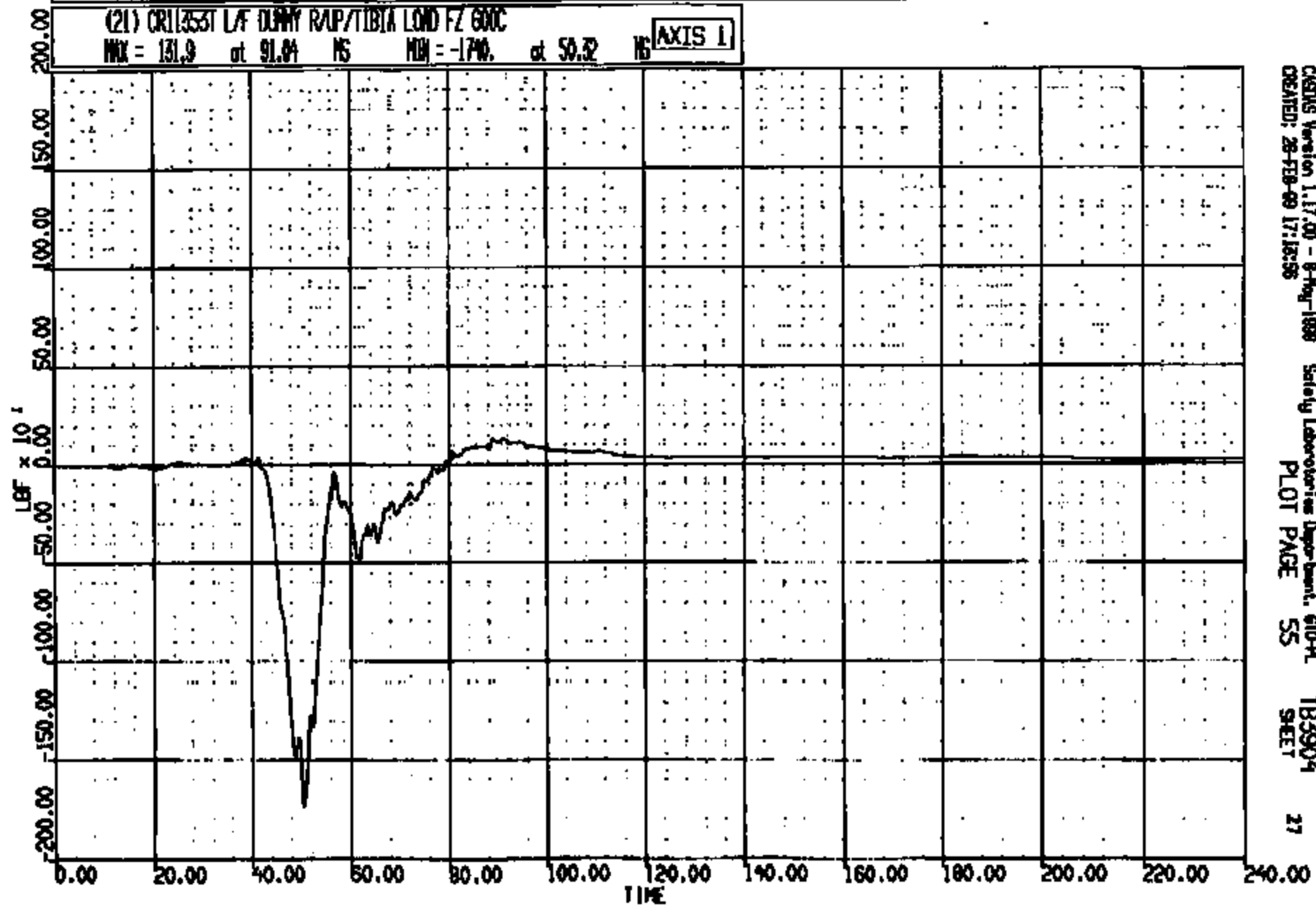
TB3904
SHEET

26

CRIS 0011353

CR R: 11353 TO: TB3904 DATE: 990228 16:08:53
2000 D-198

(21) CR11353T L/F DUMMY RAP/TIBIA LOAD FZ 600C
MAX = 131.9 at 91.04 MS MIN = -170. at 50.32 MS **AXIS 1**



CRSIS Version 1.17.00 - 8-May-1998 Safety Laboratories Department, 610-PL
CREATED: 28-FEB-99 17:12:56 PLOT PAGE 55 TB3904
SHEET 27

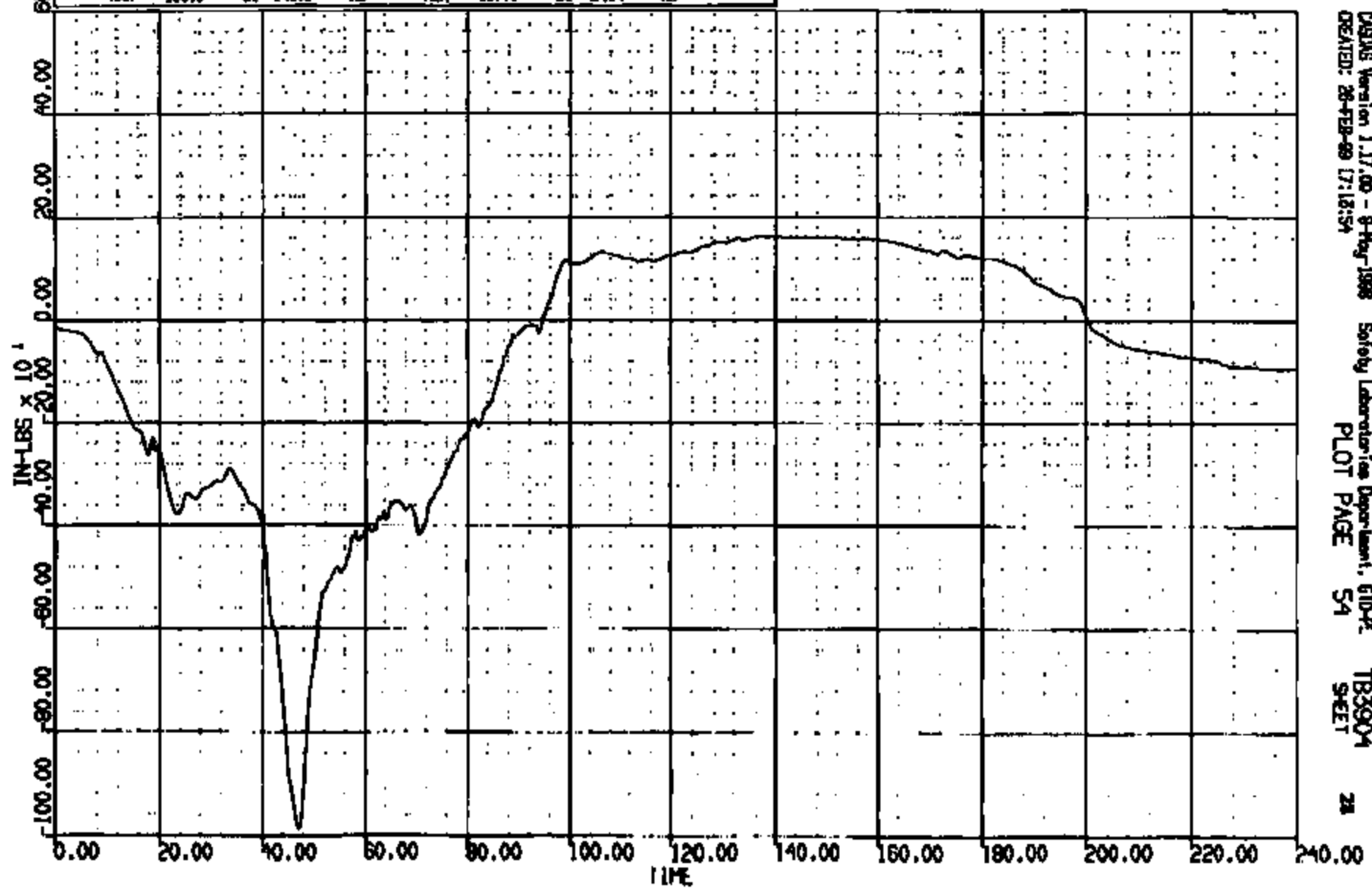
CRIS 0011353

CR R: 11353 TO: TB3904 DATE: 990229 18:08:53
2000 D-188

(20) CR113531 L/F DUMMY LAP/TIBIA LOAD NY 600C

MAX = 163.3 at 140.6 MS MIN = -997.9 at 47.04 MS

AXIS 1



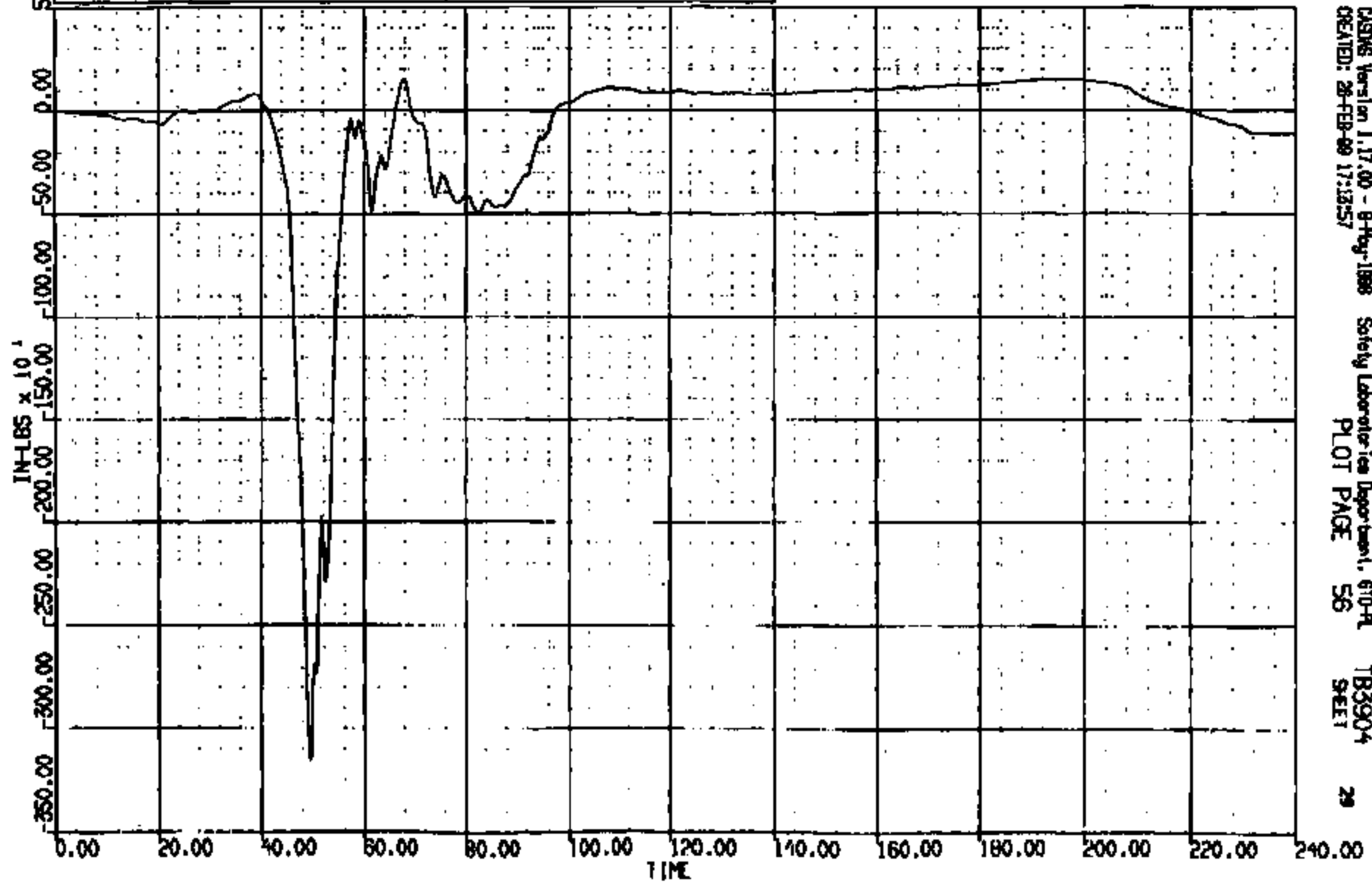
CARDAS Version 1.17.00 - 8-May-1998 Safety Laboratories Department, 610-42
CREATED: 26-FEB-99 17:18:54 PLOT PAGE 54 TB3904
SHEET 2A

CRIS 0011353

CR R: 11353 TO: TB3904 DATE: 990228 18:08:53
2000 D-188

(22) CR113531 L/F DUMMY RAMP/TIBIA LOAD NY 600C
MAX = 150.9 at 195.6 MS MIN = -310.6 at 49.52 MS

AXIS 1

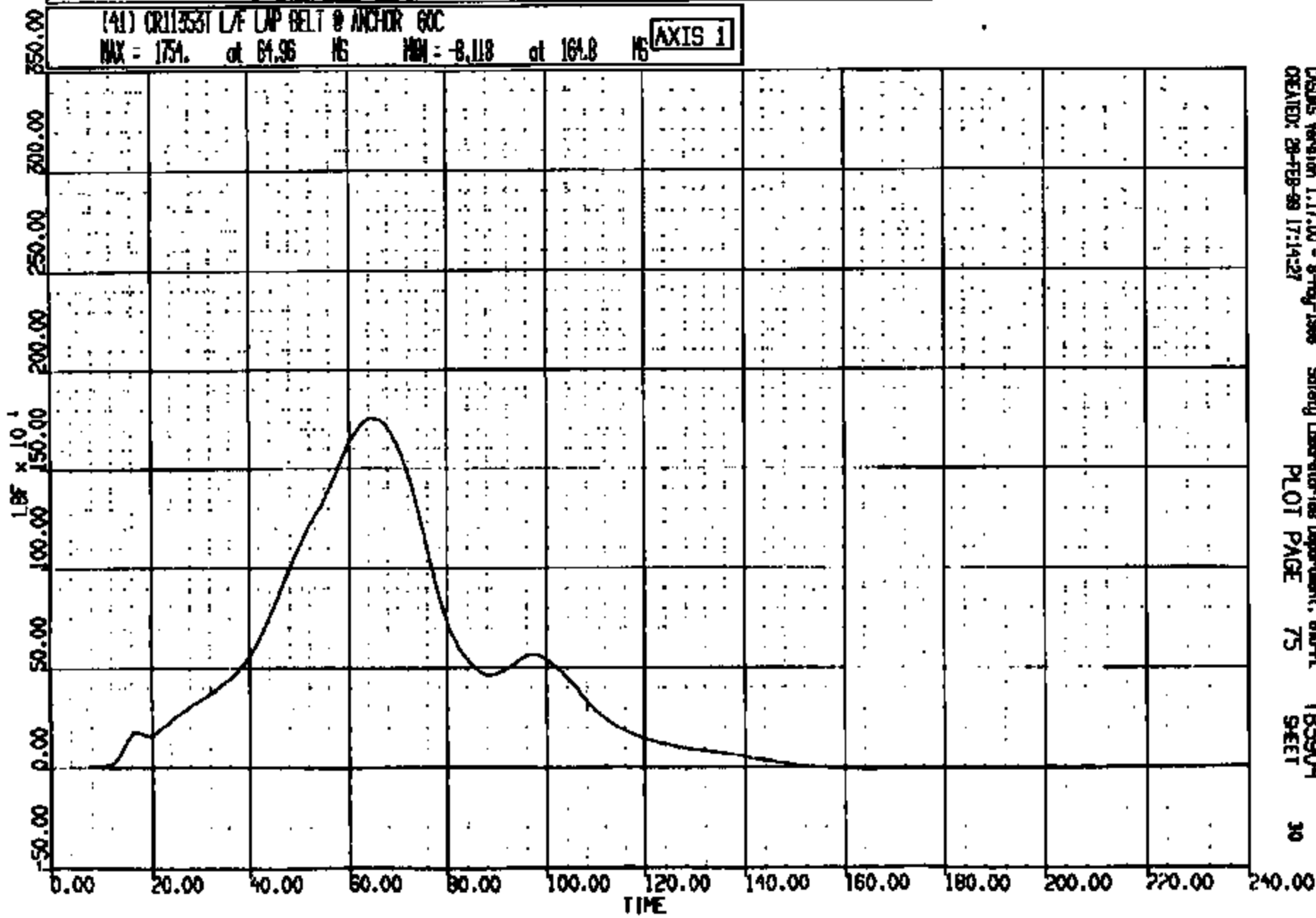


CRS Version 1.17.00 - 8-May-1998 Safety Laboratories Department, 610-RL TB3904
CREATED: 28-FEB-00 17:18:57 PLOT PAGE 56 SHEET 29

CRIS 0011353

CR R: 11353 TO: T83904 DATE: 880228 16:08:58
N000 D-186

(41) CR113531 L/F LAP BELT @ ANCHOR 60C
MAX = 1751. at 64.96 MS MIN = -8.118 at 164.8 MS **AXIS 1**



CASIMS Version 1.17.00 - 8-Aug-1988 Safety Laboratories Department, 610-PA TB3904
CREATED: 28-FEB-88 17:14:27 PLOT PAGE 75 SHEET 30

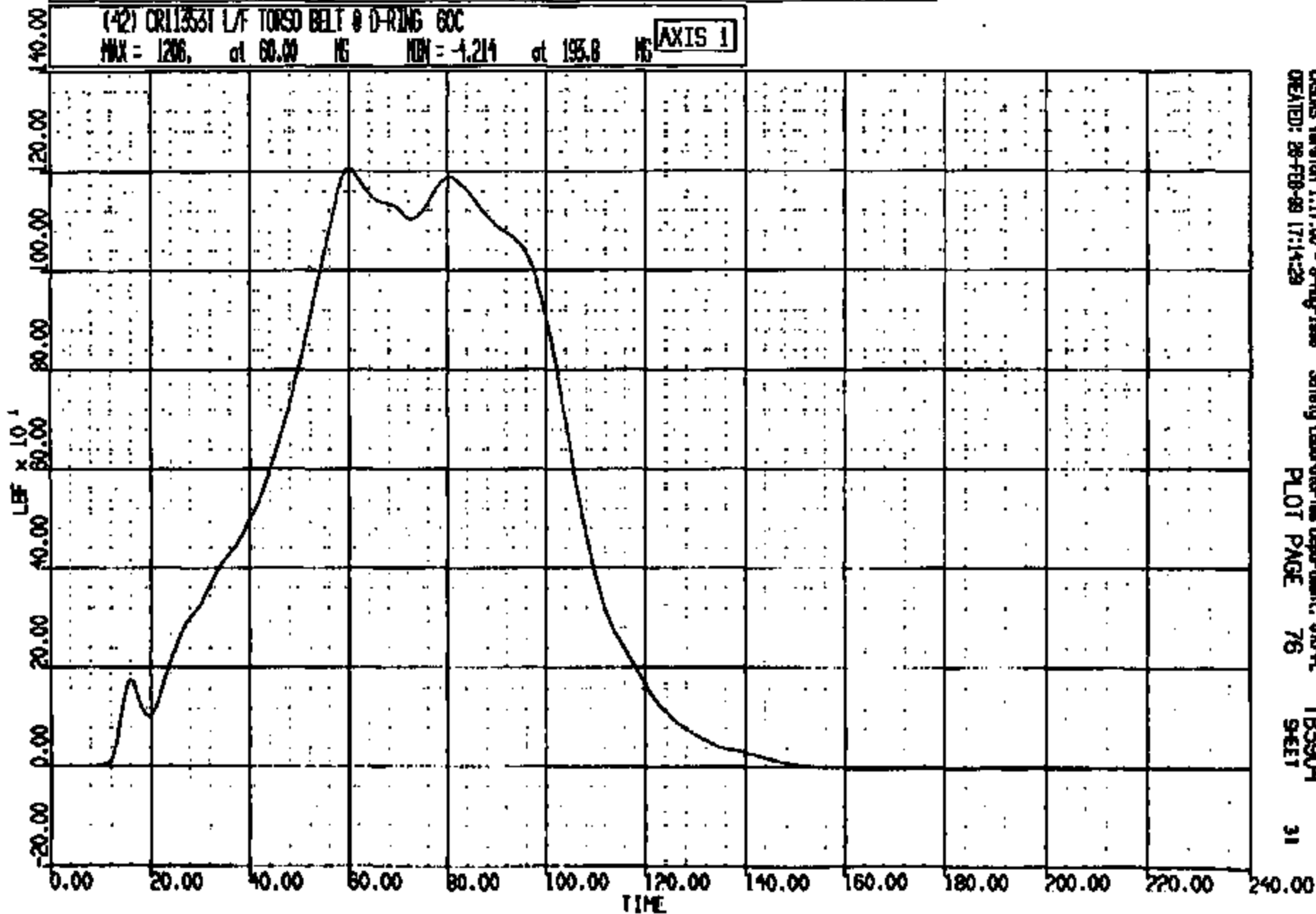
CRIS 0011353

CR R: 11533 TO: TB3904 DATE: 990228 18:08:58
2000 D-188

(42) CR113531 L/F TORSO BELT @ D-RING 60C

MAX = 1206, at 60.00 NG MIN = -1.214 at 195.0 NG

AXIS 1



CASUS Version 1.17.00 - 8-Aug-1998
CREATED: 28-FEB-99 17:14:29

Safety Laboratory Inc Department: 510-FL
PLOT PAGE 76

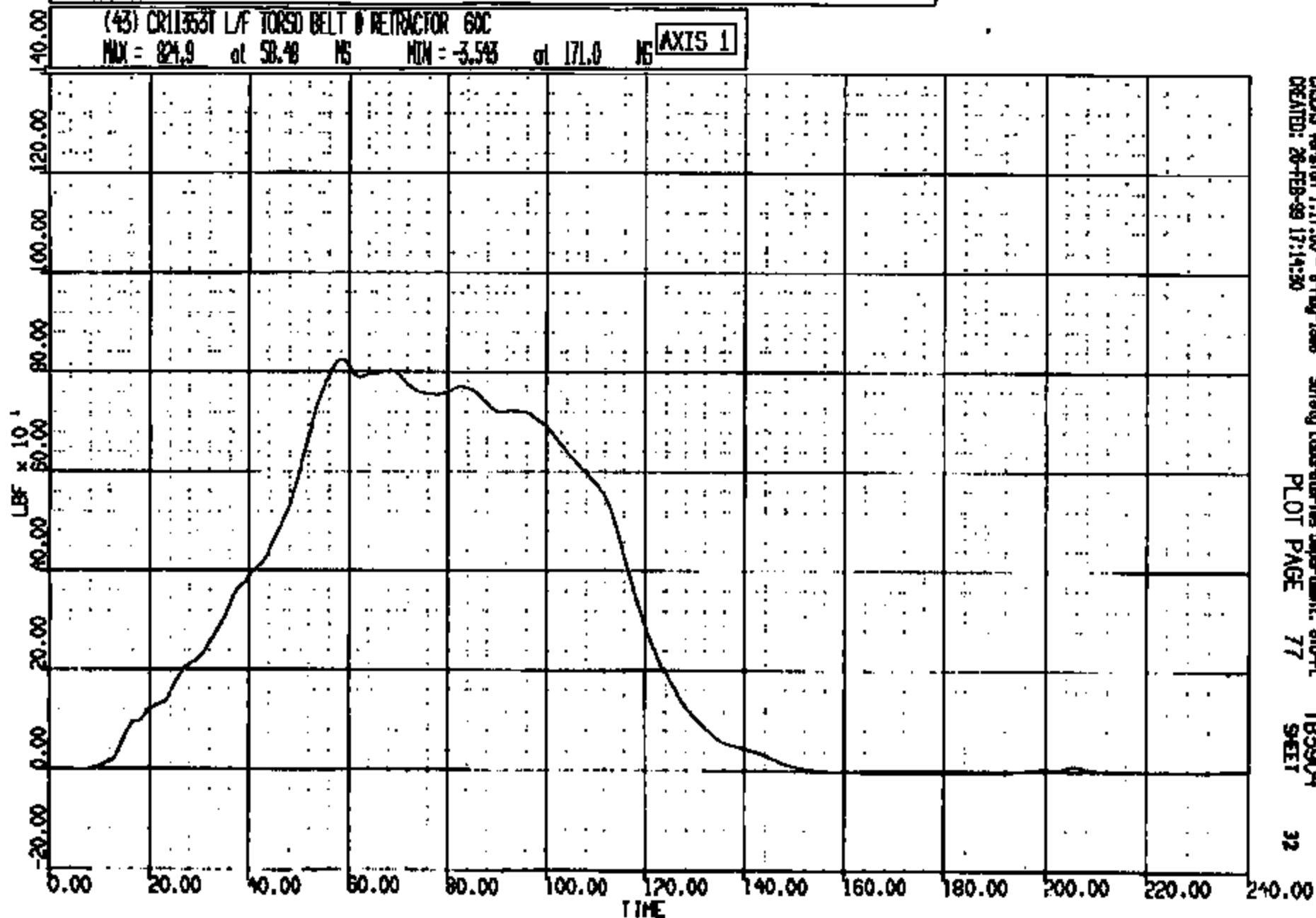
TB3904
SHEET

31

CRIS 0011353

CR R: 11553 TO: TB3904 DATE: 990226 18:08:58
2000 D-188

(43) CR11353T L/F TORSO BELT & RETRACTOR 60C
MAX = 824.9 at 58.48 MS MIN = -3.543 at 171.0 MS **AXIS 1**



CRDS Version 1.17.00 - 8-May-1998
CREATED: 26-FEB-99 17:14:30

Safety Laboratories Department, 610-PL
PLOT PAGE 77

TB3904
SHEET

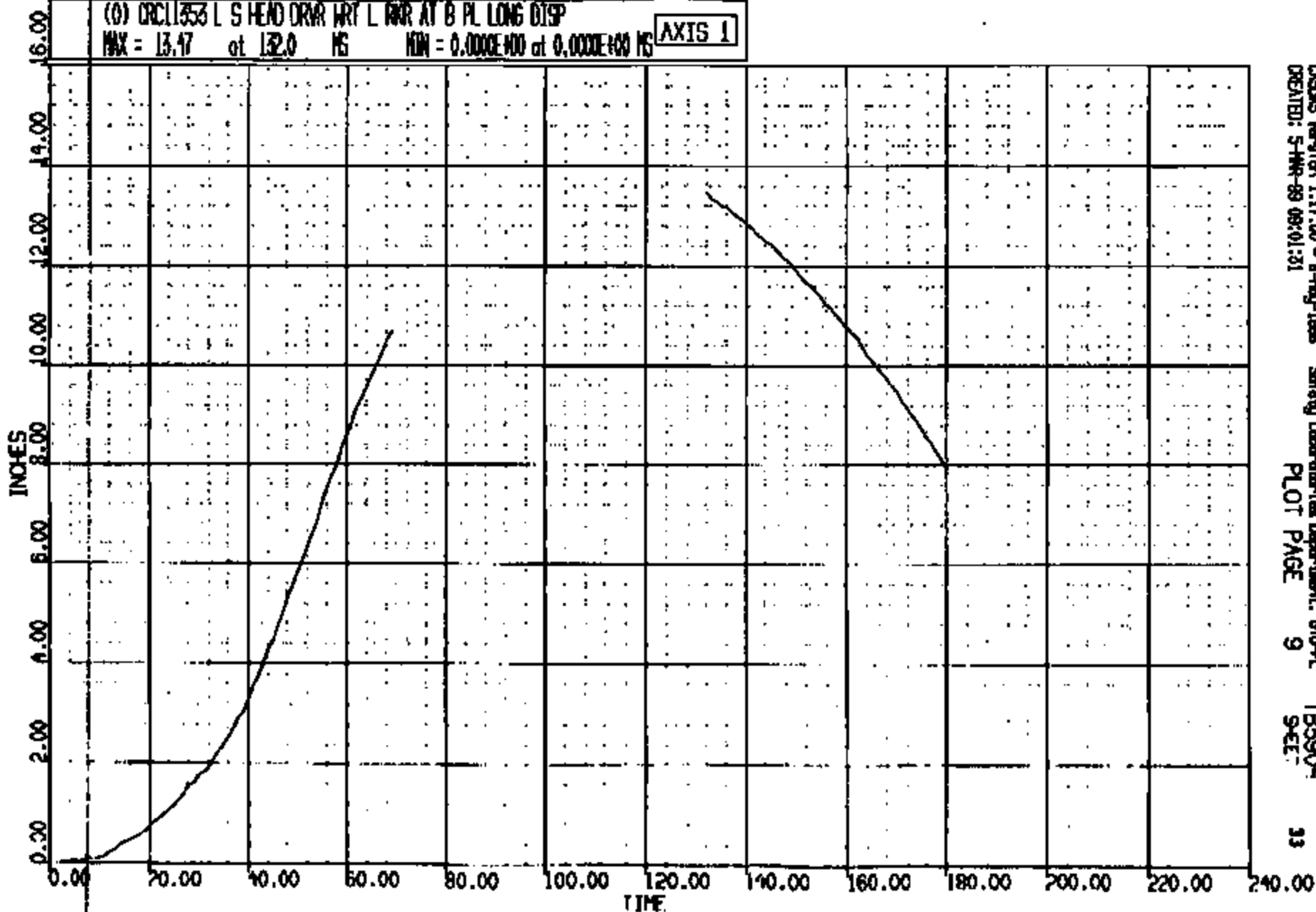
32

CR11353

NO. NR: 11253 TO: TB3904 DATE: 880226 16:08:58
000 D-188

(0) CRCL1353 L S HEAD DRVR WRT L WR AT B PL LONG DISP
MAX = 13.47 at 132.0 MS MIN = 0.000E+00 at 0.000E+00 MS

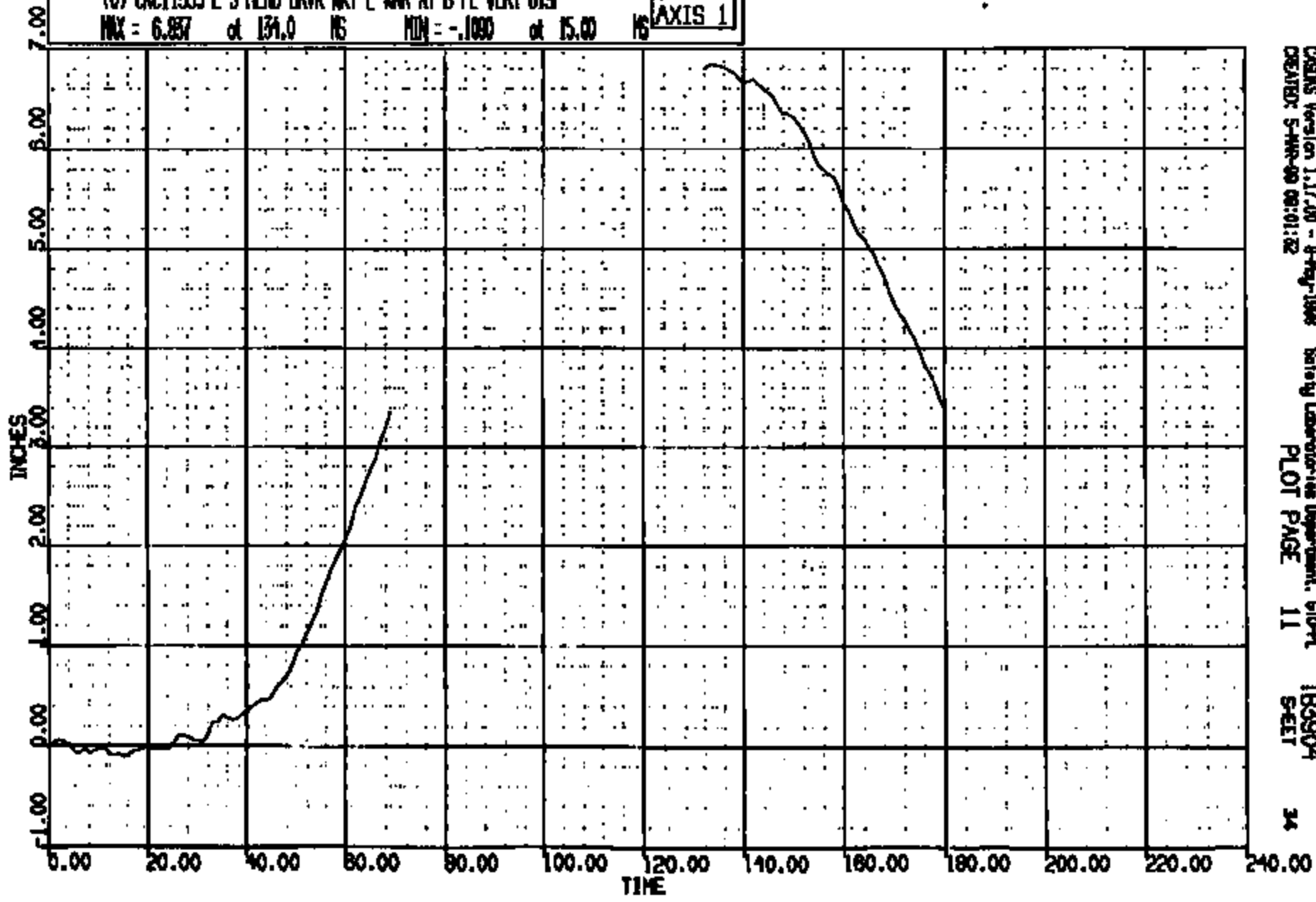
AXIS 1



CRTS 0011353

CR R: 11353 TO: TB3904 DATE: 890228 18:08:53
2000 0-188

(0) CR011353 L 5 HEAD DRVR WRT L WR AT B PL VERT DISP
MAX = 6.857 at 134.0 MS MIN = -.1000 at 15.00 MS **AXIS 1**



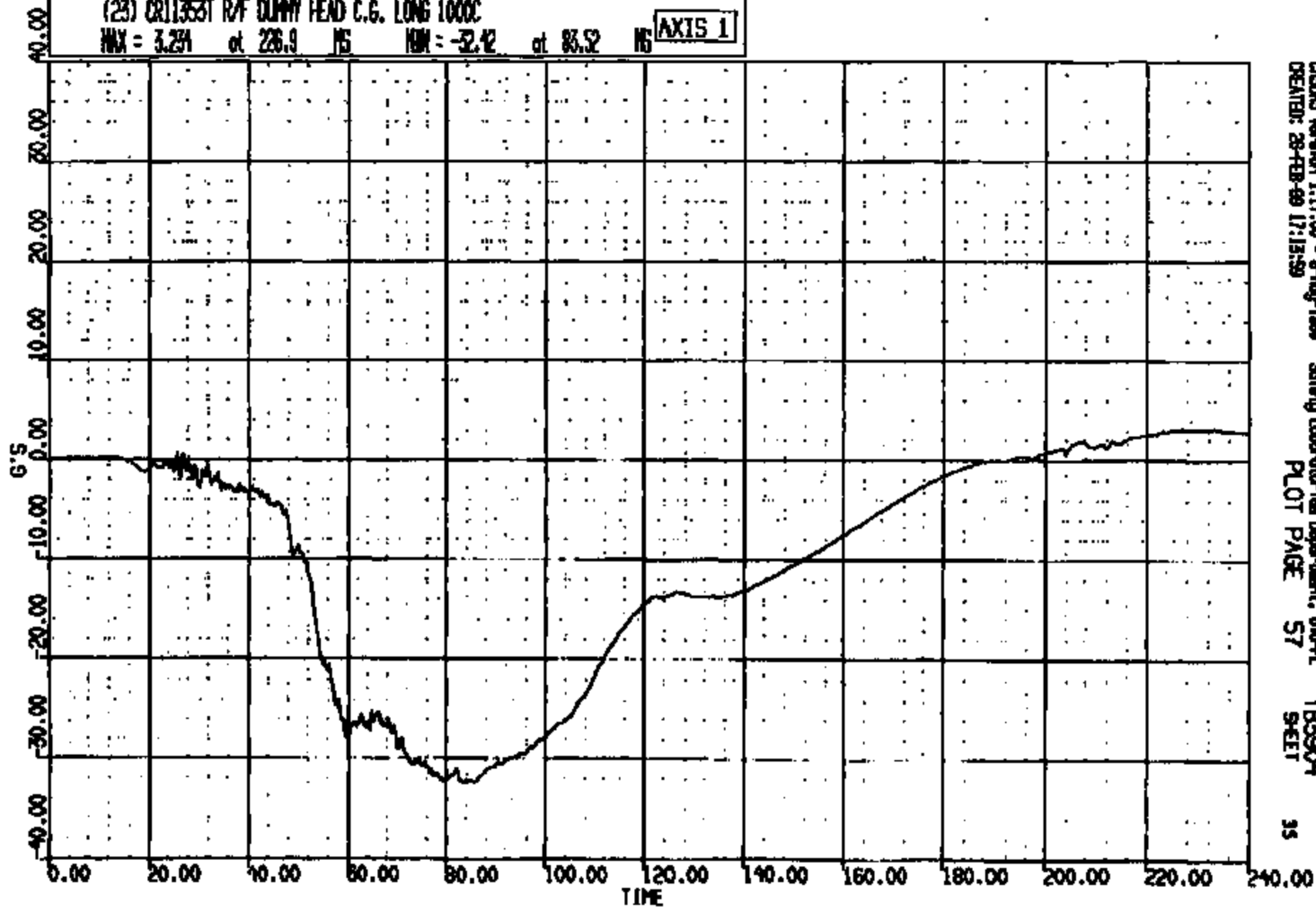
CRSIS Version 1.17.00 - 8-May-1988 Safety Laboratories Department, 610-PL
CRSISR 5-MAR-88 08:01:52 PLOT PAGE 11 TB3904
S-EET 34

CRIS 0011353

CR R: 11353 TO: TB3904 DATE: 990228 16:08:53
2000 D-198

(23) CR113531 R/F DUMMY HEAD C.G. LONG 1000C

MAX = 3.231 at 226.9 MS MIN = -32.42 at 83.52 MS **AXIS 1**



CASINS Version 1.17.00 - 6-May-1999
CREATED: 28-FEB-99 17:13:59

Safety Laboratory Department, 610 PL
PLOT PAGE 57

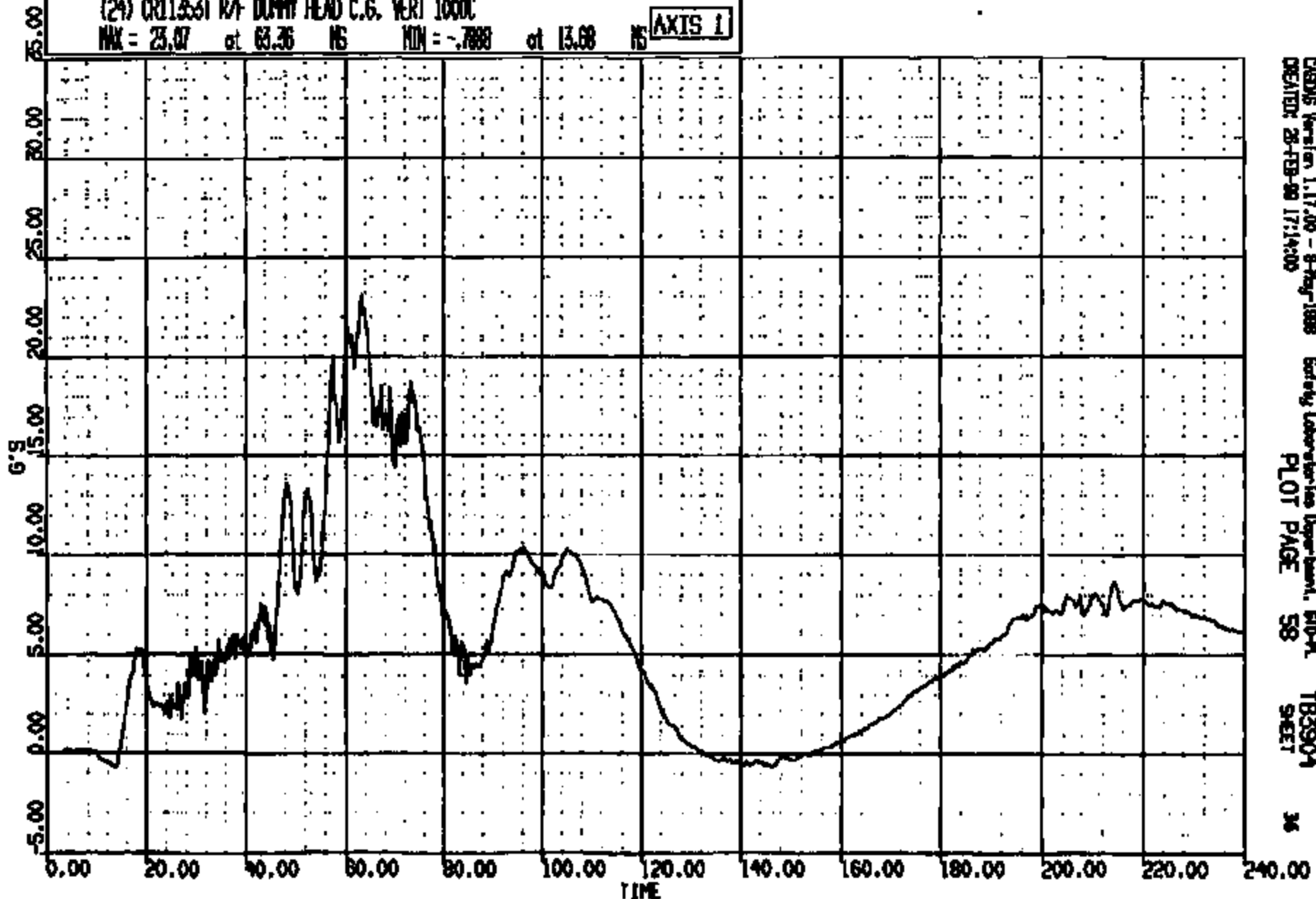
TB3904
SHEET

55

CRIS 0011353

CR R: 11553 TO: TB3904 DATE: 860228 16:08:53
2000 D-188

(24) CR13531 R/F DUMMY HEAD C.G. VERT 1000C
MAX = 23.07 at 63.36 NS MIN = -7.898 at 13.00 NS **AXIS 1**



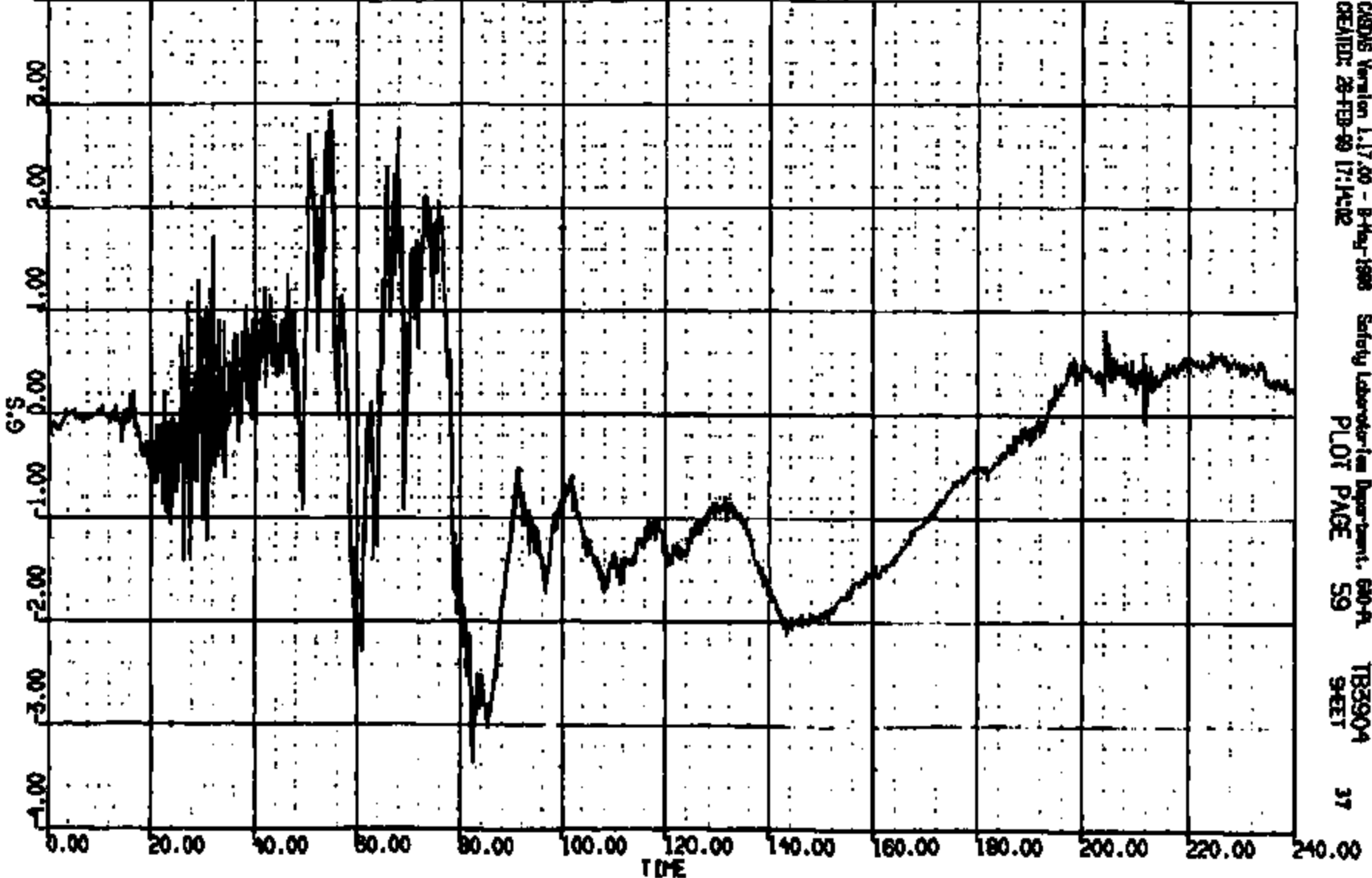
CARDS Version 1.17.00 - 8-May-1988 Safety Laboratories Department, R10-PL
CREATED: 28-FEB-88 17:14:00 PLOT PAGE 58 TB3904
SHEET 36

CRTS 0011353

CR R: 1155 TO: TB3904 DATE: 900228 16:08:55
8000 D-188

(25) CR11351 R/F DUNNY HEAD C.G. LAT 1000C
MAX = 2.932 at 54.72 NS MIN = -3.373 at 82.48 NS

AXIS 1

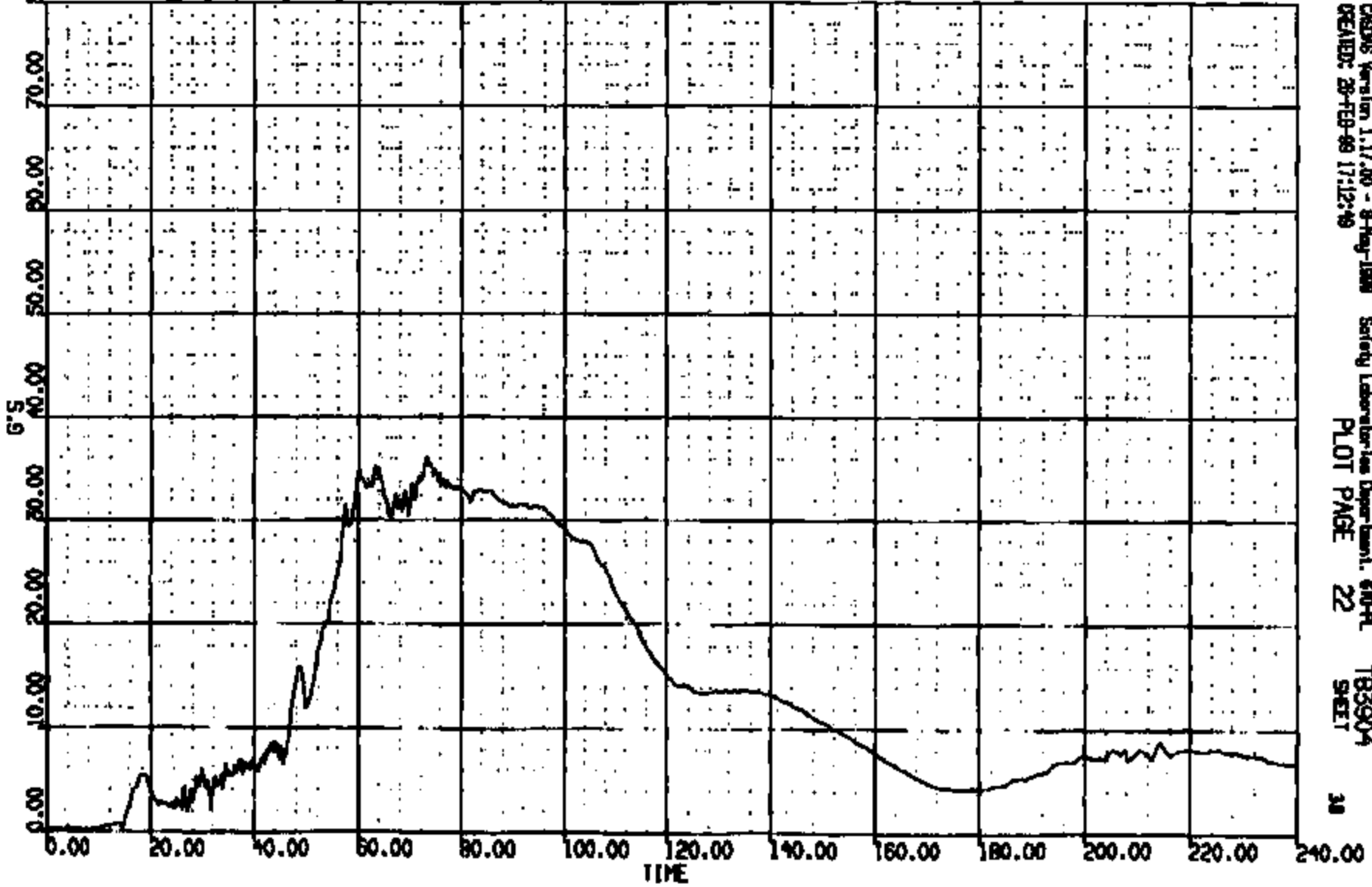


CARDIS Version 1.17.00 - 8-May-1988 Safety Laboratory Department, 600-A TB3904
CREATED: 28-FEB-90 17:14:02 PLOT PAGE 59 SHEET 37

CRIS 0011353

INCOR: 11555 TO: T83904 DATE: 880226 18:08:53
 INCOR: D-188
 INCOR: 204. DUR: 240.0 T1/T2: 52.3 // 118.
 INCOR: 221. DUR: 99.0 T1/T2: 56.0 // 95.0
 INCOR: 27. DUR: 15.0 T1/T2: 70.1 // 85.0

(10005) CR113531 R/F DUMMY HEAD C.G. RES 1000C
 MAX = 36.02 at 73.20 MS MIN = 0.8879E-01 at 0.7200 MS **AXIS 1**

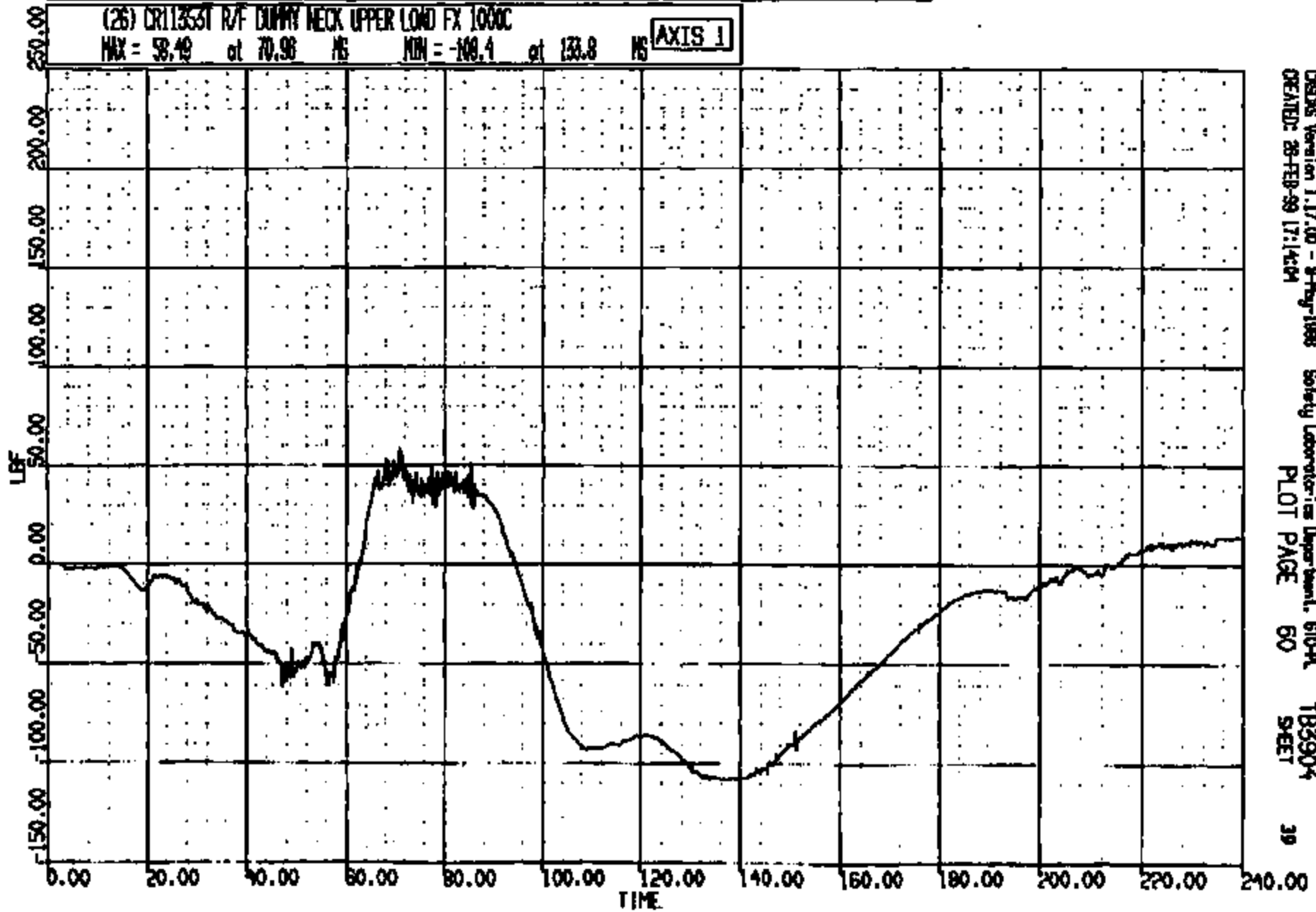


CASMS Version 1.17.00 - 8-May-1988 Safety Laboratories Department, 600-A
 CREATED: 28-FEB-88 17:12:46 PLOT PAGE 22 T83904 SHEET 38

CRTS 0011353

CR R: 11353 TO: T83904 DATE: 990228 18:08:55
2000 D-188

(26) CR11353T R/F DUMMY NECK UPPER LOAD FX 1000C
MAX = 58.49 at 70.96 MS MIN = -109.1 at 133.8 MS **AXIS 1**



CRSIS Version 1.17.00 - 8-May-1988 Safety Laboratories Department, 610-PL T83904
CREATED: 28-FEB-99 17:14:04 PLOT PAGE 60 SHEET 39

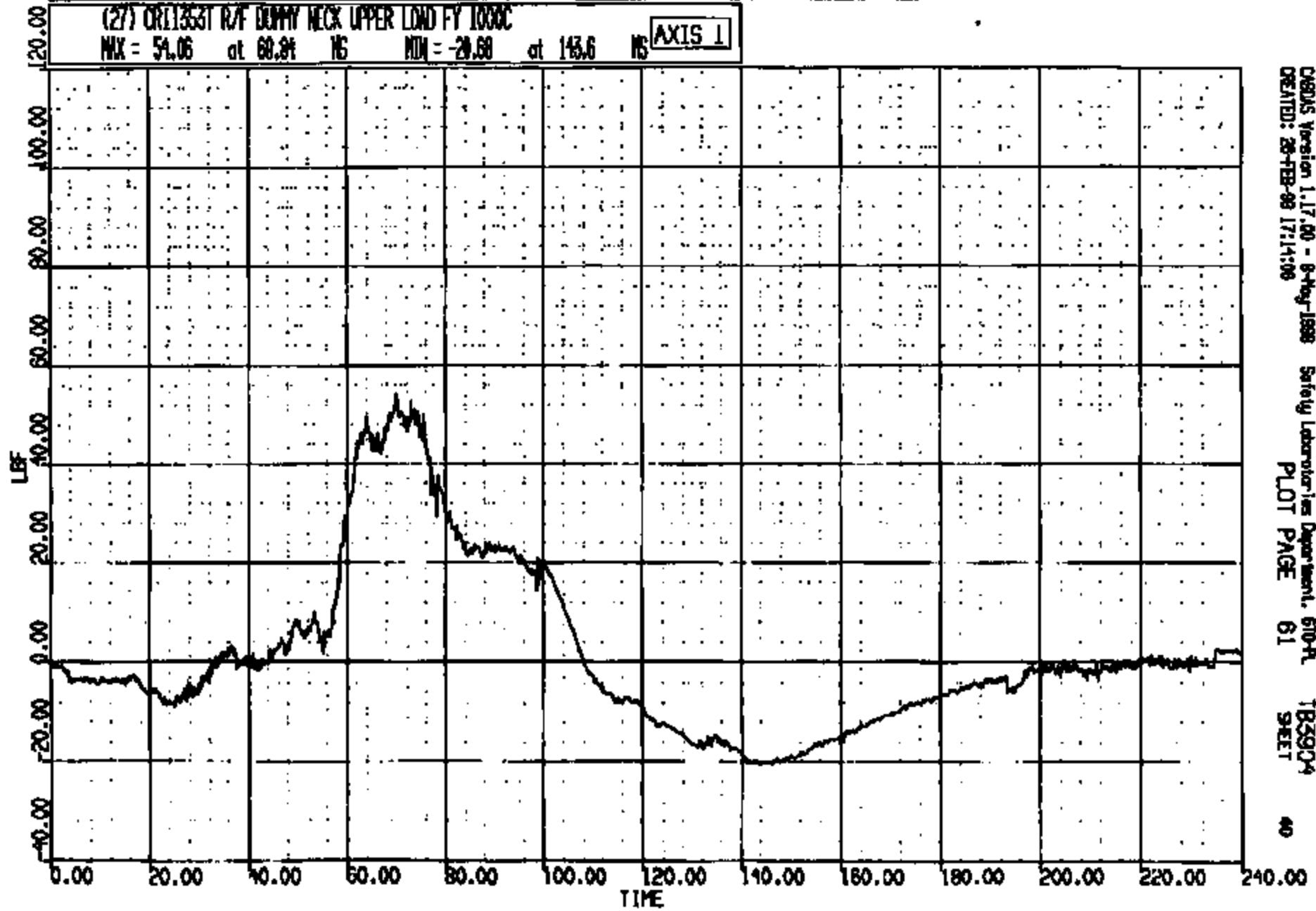
CRTS 0011353

CR R: 11353 TO: T85004 DATE: 990228 16:08:53
2000 D-188

(27) CR11353T R/F DUMMY NECK UPPER LOAD FY 1000C

MAX = 54.06 at 60.84 NS MIN = -20.60 at 143.6 NS

AXIS 1

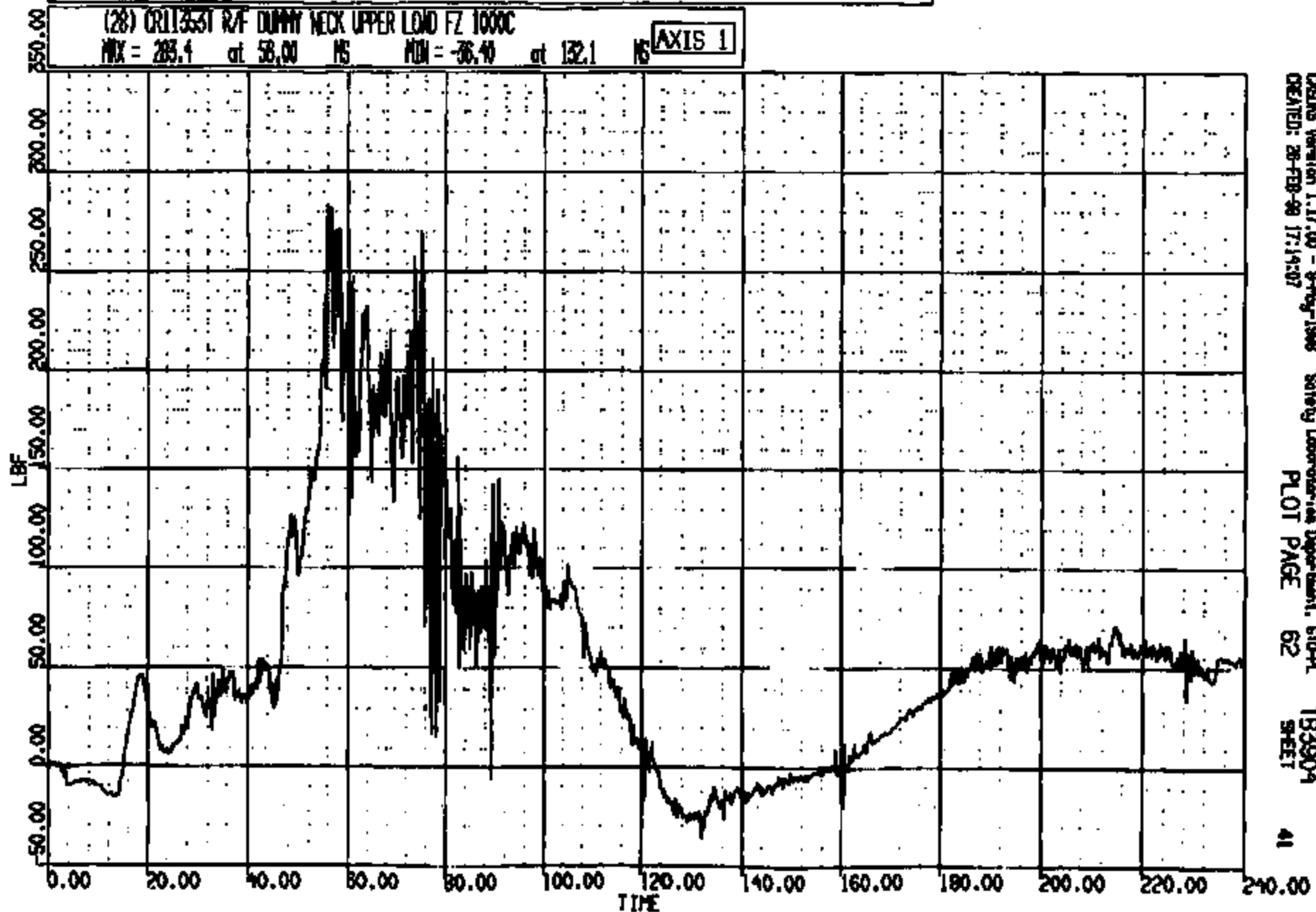


CRONUS Version 1.17.00 - 8-May-1998 Safety Laboratories Department, 610-PL T85904
CREATED: 28-FEB-99 17:14:00 PLOT PAGE 61 SHEET 40

CRTS 0011353

CR R: 11353 TO: TB3904 DATE: 990226 16:06:53
2000 D-199

(28) CR11353T R/F DUMMY NECK UPPER LOAD FZ 1000C
MAX = 283.4 at 58.00 NS MIN = -36.40 at 132.1 NS **AXIS 1**

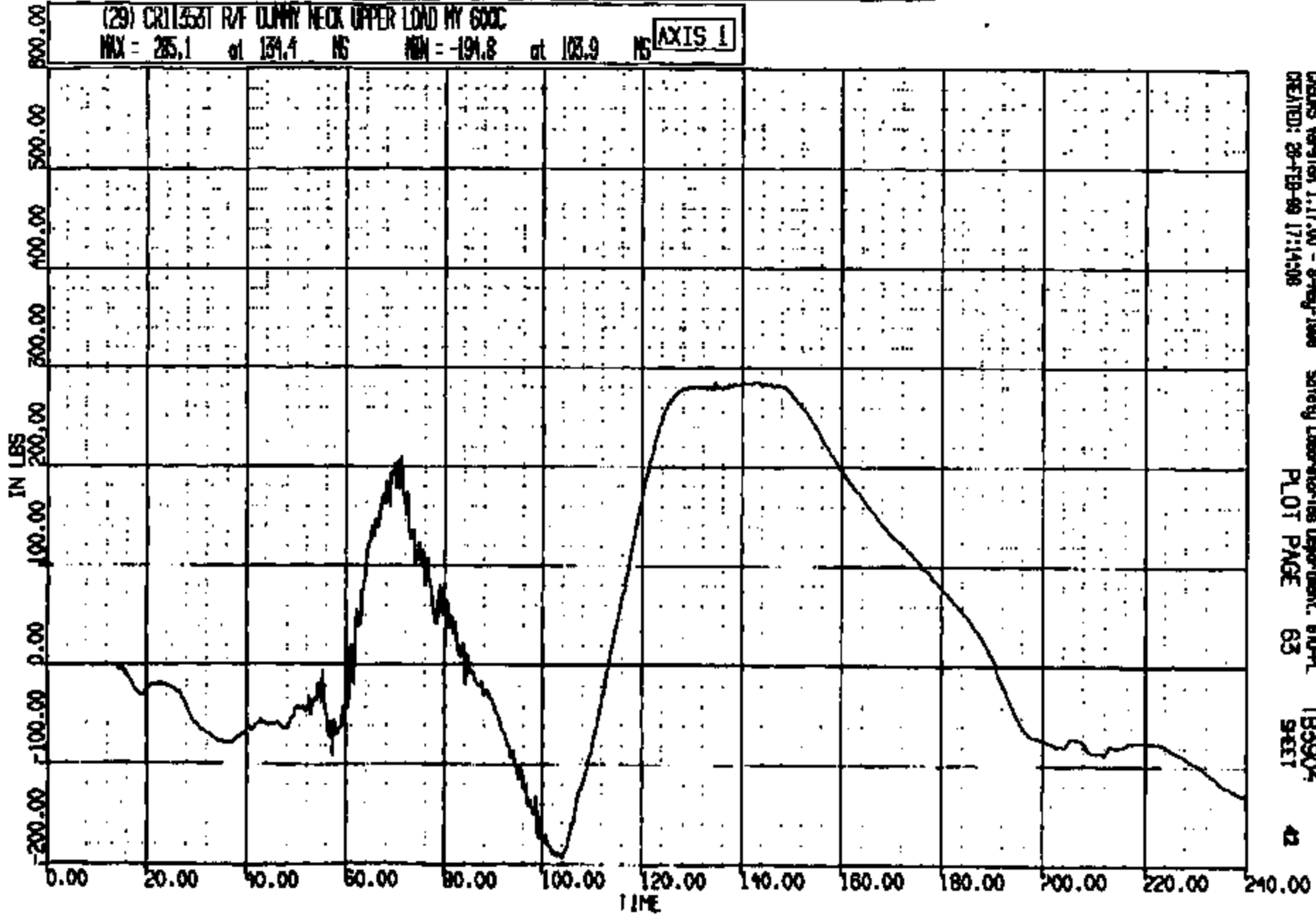


CRSNG Version 1.17.00 - 9-Feb-1998 Safety Laboratory Department, 610-PL TB3904
CREATED: 26-FEB-99 17:14:07 PLOT PAGE 62 SHEET 41

CRIS 0011353

CR R: 11333 TO: T83904 DATE: 990226 18:08:53
2000 D-186

(29) CR11333T RVF DUNNY NECK UPPER LOAD NY 600C
MAX = 285.1 at 139.4 NS MIN = -191.8 at 103.9 NS **AXIS 1**

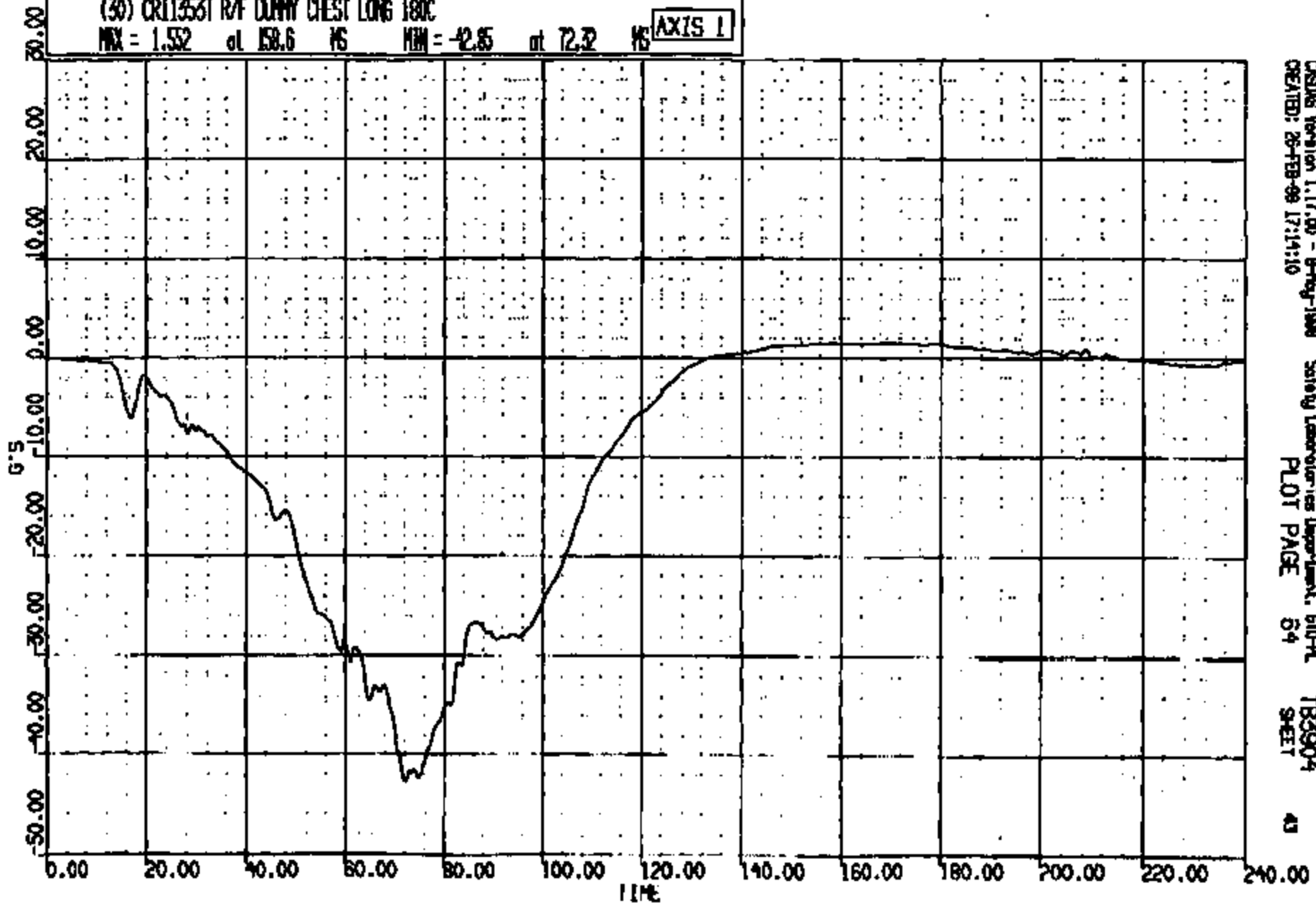


CRS Version 1.17.00 - 8-Aug-1999 Safety Laboratories Department, 670-PL T83904
CREATED: 26-FEB-99 17:14:08 PLOT PAGE 63 SHEET 42

CRIS 0011333

CR R: 11535 TO: TB3904 DATE: 890226 18:08:53
2000 D-188

(30) CR13531 R/F DUNNY CHEST LONG 180C
MAX = 1.552 at 158.6 MS MIN = -42.85 at 72.3 MS **AXIS 1**



CRSUS Version 1.17.00 - 8-Aug-1988
CREATED: 26-FEB-89 17:14:10

Safety Laboratories Department, 610-A
PLOT PAGE 54

TB3904
SHEET

43

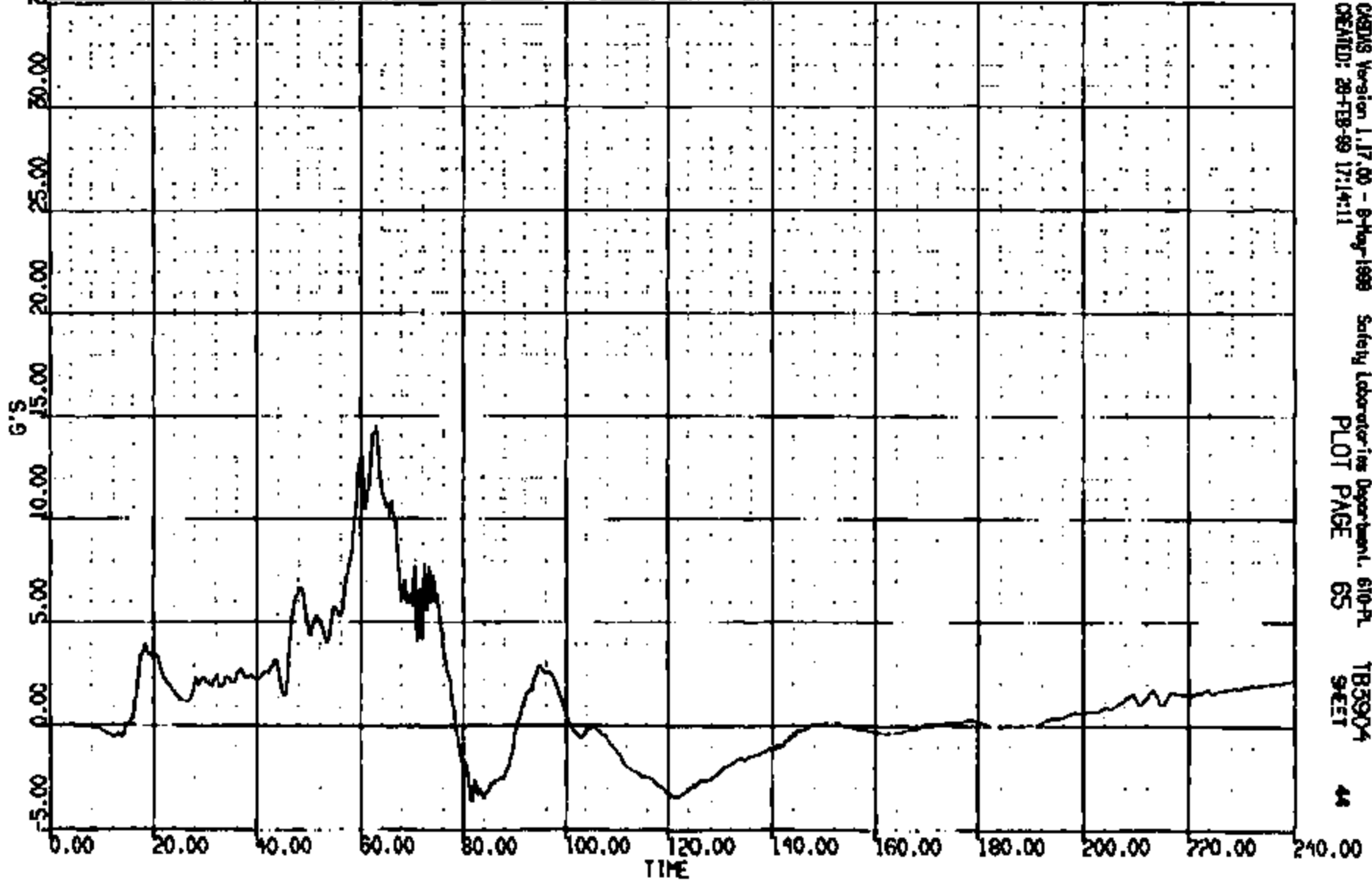
CRIS 001353

CR R: 11853 TO: T83904 DATE: 990226 18:08:55
2000 D-188

(31) CR11353T RVF DUMMY CHEST VERT 180C

MAX = 14.52 at 62.88 MS MIN = -3.689 at 81.78 MS

AXIS 1



CRASH Version 1.17.00 - 8-May-1999 Safety Laboratory Department, 610-PL T83904
CREATED: 28-FEB-99 17:14:11 PLOT PAGE 65 SHEET 44

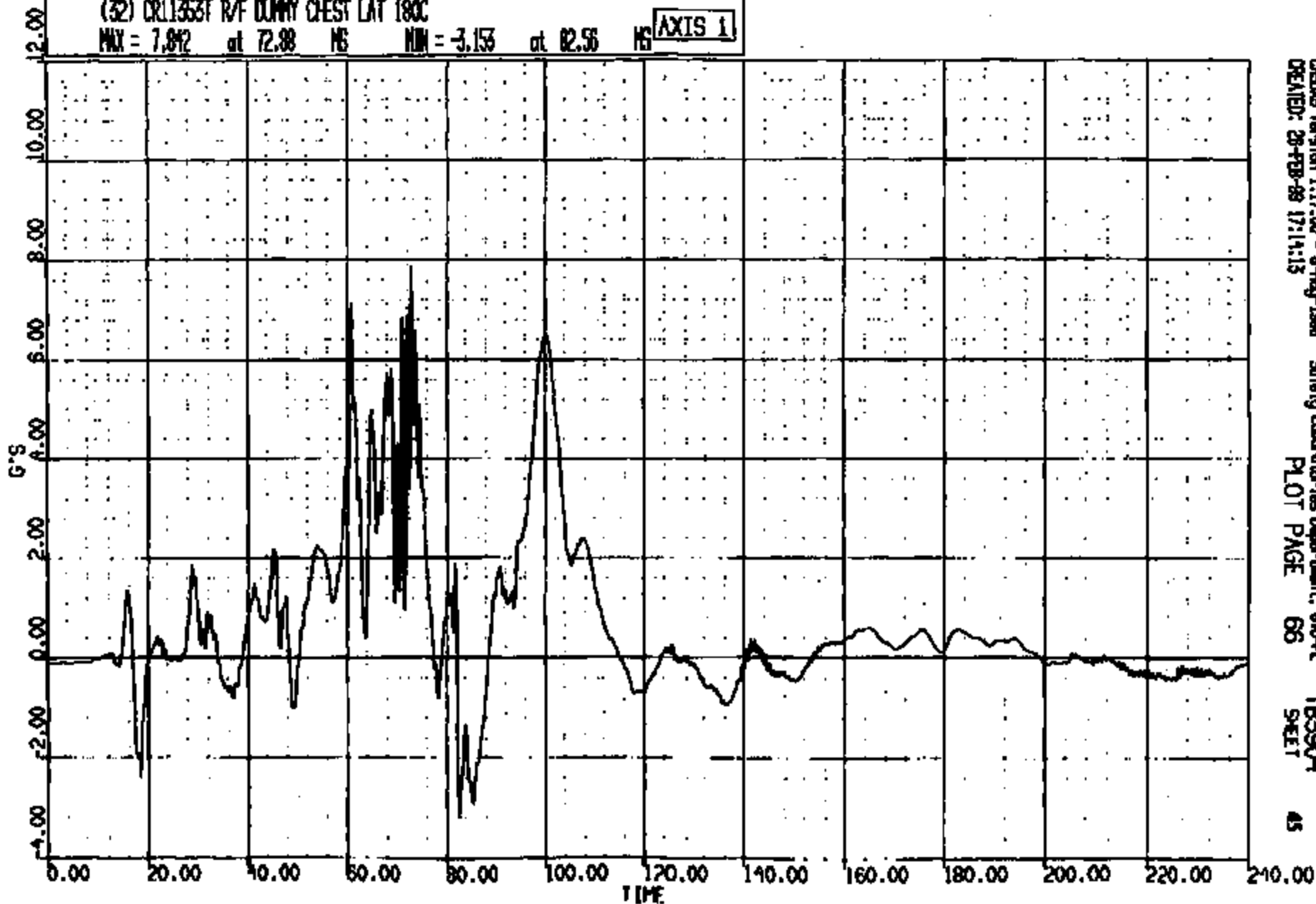
CR11353

CR R: 11555 TO: TB3904 DATE: 880228 16:08:53
R000 D-180

(32) CR11353T R/F DUMMY CHEST LAT 180C

MAX = 7.842 at 72.98 MS MIN = -3.153 at 82.56 MS

AXIS 1



CRMS Version 1.17.00 - 8-May-1988
CREATED: 28-FEB-88 17:14:13

Safety Laboratories Department, 610-91
PLOT PAGE 66

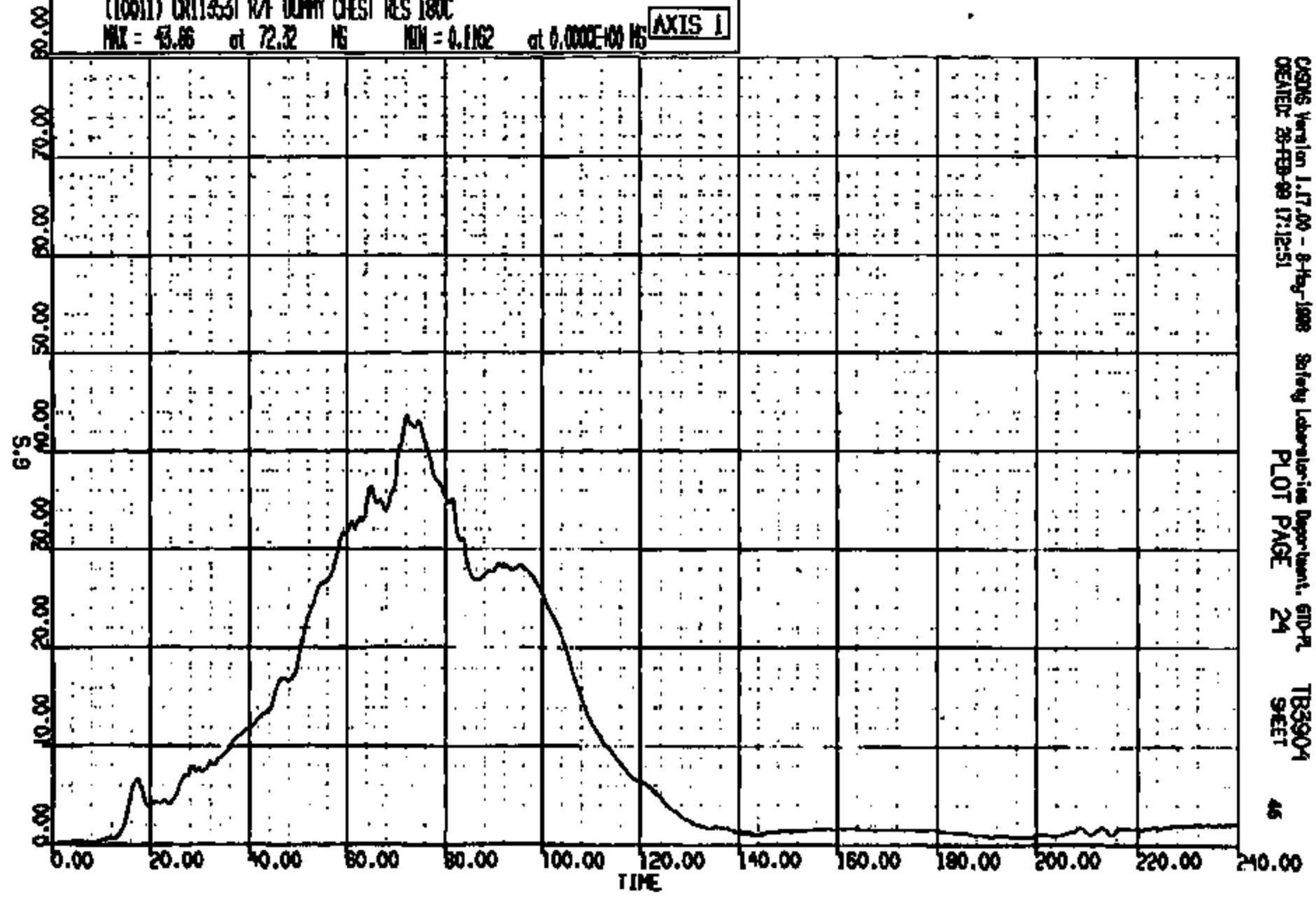
TB3904
SHEET

45

CR11353

CR R: 11555 TO: TB3904 DATE: 990226 15:05:53
2000 0-188
CUMDUR = 42.588 Duration time = 2.9971

(10011) CR113531 R/F DUMMY CHEST RES 180C
MAX = 43.86 at 72.32 MS MIN = 0.1162 at 0.0000E+00 MS **AXIS 1**

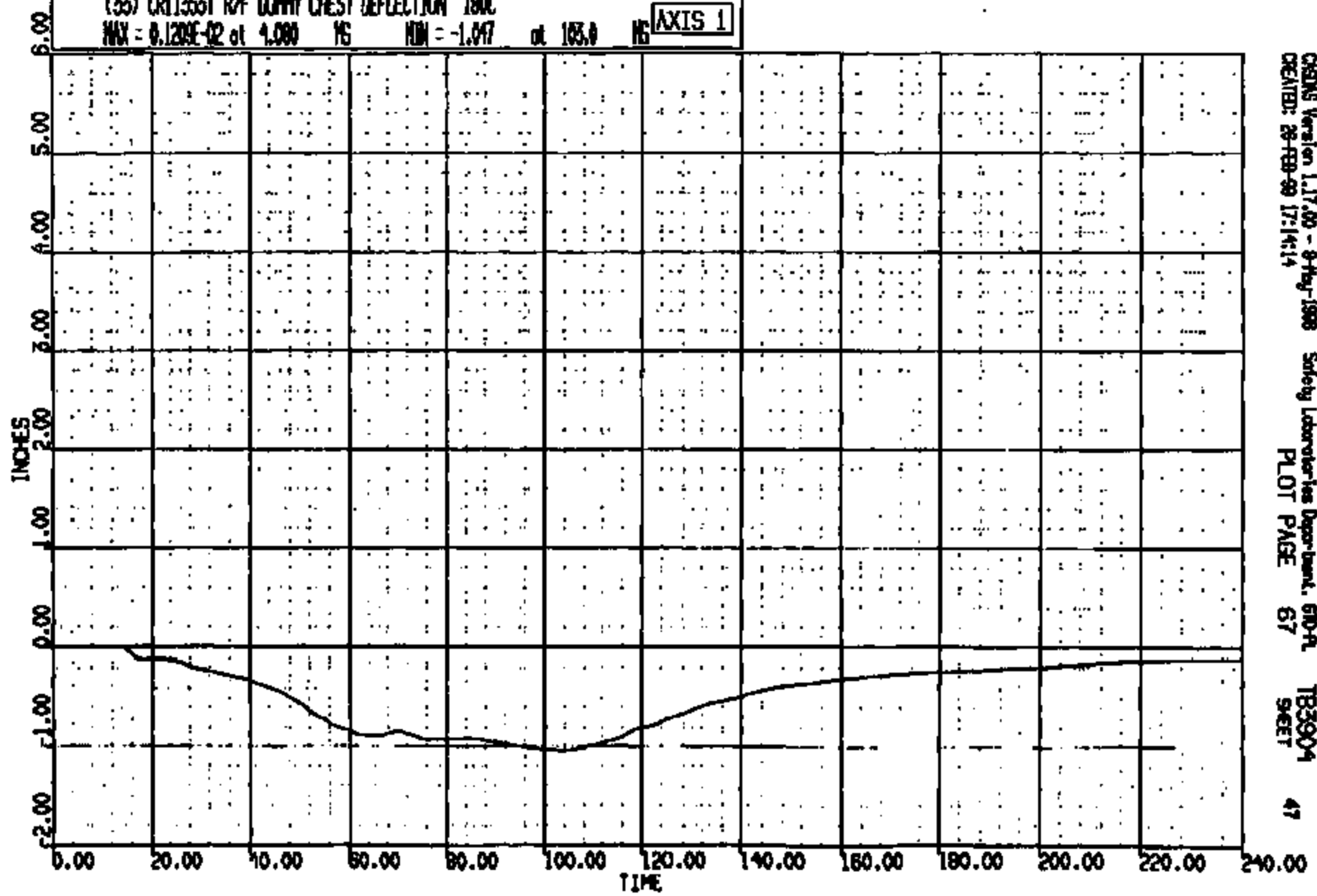


CRTS 0011353

CSRS Version 1.17.00 - 8-Feb-1998 Safety Laboratories Department, 610-PL TB3904
CREATED: 28-FEB-99 17:12:51 PLOT PAGE 24 SHEET 46

CR R: 11353 TO: T83904 DATE: 990228 16:08:53
2000 D-188

(33) CR113531 R/F DUMMY CHEST DEFLECTION 180C
MAX = 0.1209E-02 at 1.000 NS MIN = -1.047 at 103.0 NS **AXIS 1**

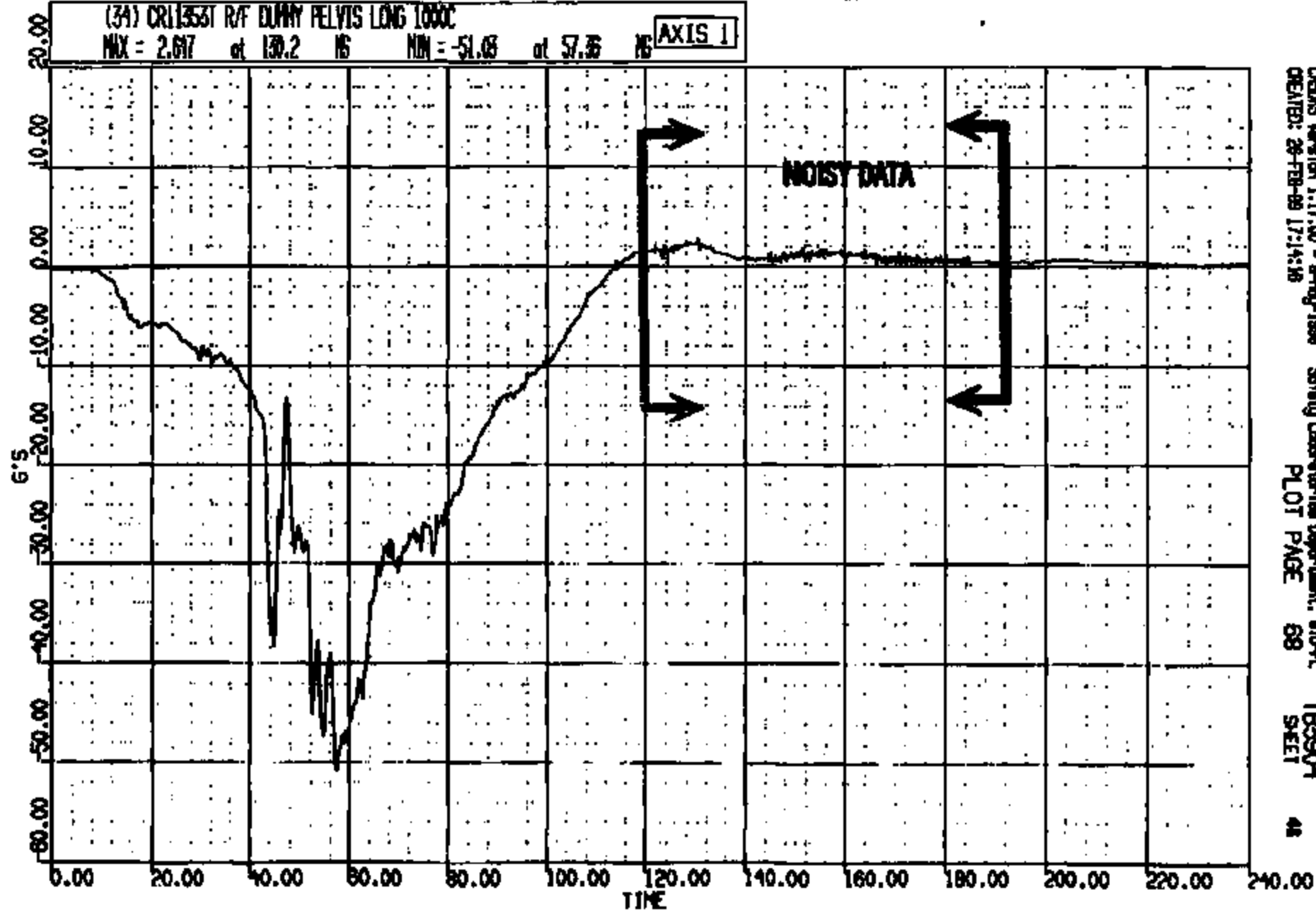


CHANS Version 1.17.00 - 8-May-1998 Safety Laboratories Department, 610-A
CREATED: 28-FEB-99 17:14:14 PLOT PAGE 67 T83904
47

CRTS 0011353

CR R: 11353 TO: TB3904 DATE: 990226 16:08:53
2000 0-198

(3A) CR11353T R/F DUMMY PELVIS LONG LOGG
MAX = 2.617 at 130.2 NS MIN = -51.08 at 57.36 NS **AXIS 1**



CREMS Version 1.17.00 - 8-Aug-1998 Safety Laboratories Department, STO-PL
CREATED: 26-FEB-99 17:14:18 PLOT PAGE 68 TB3904
SHEET 48

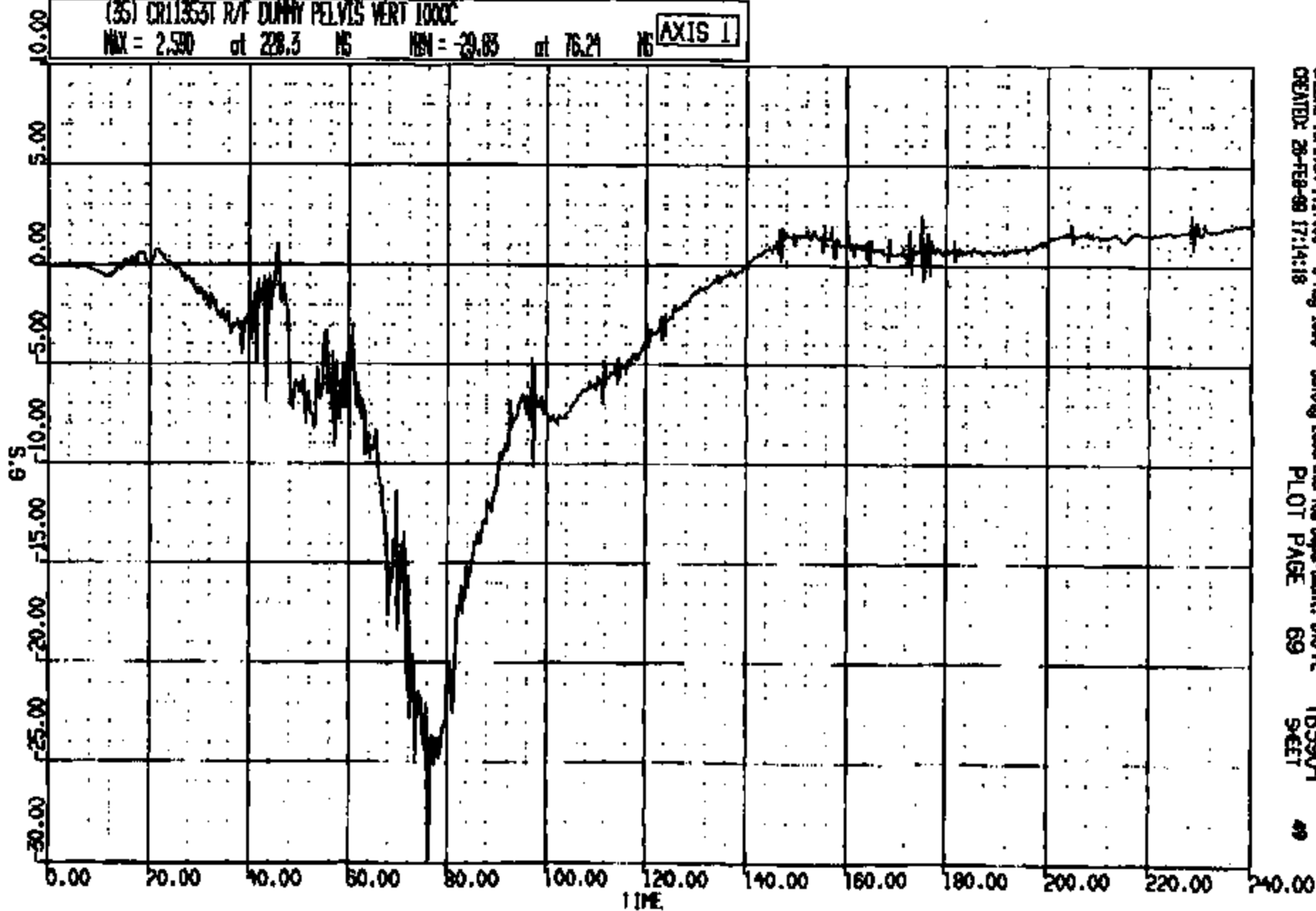
CRTS 0011353

CR N: 11353 TO: TB3904 DATE: 990228 18:06:53
2000 D-188

(35) CR11353T R/F DUNNY PELVIS VERT 1000C

MAX = 2.590 at 28.3 NS MIN = -29.85 at 76.21 NS

AXIS 1



CRMS Version 1.17.00 - 8-May-1998
CREATED: 28-FEB-99 17:14:18

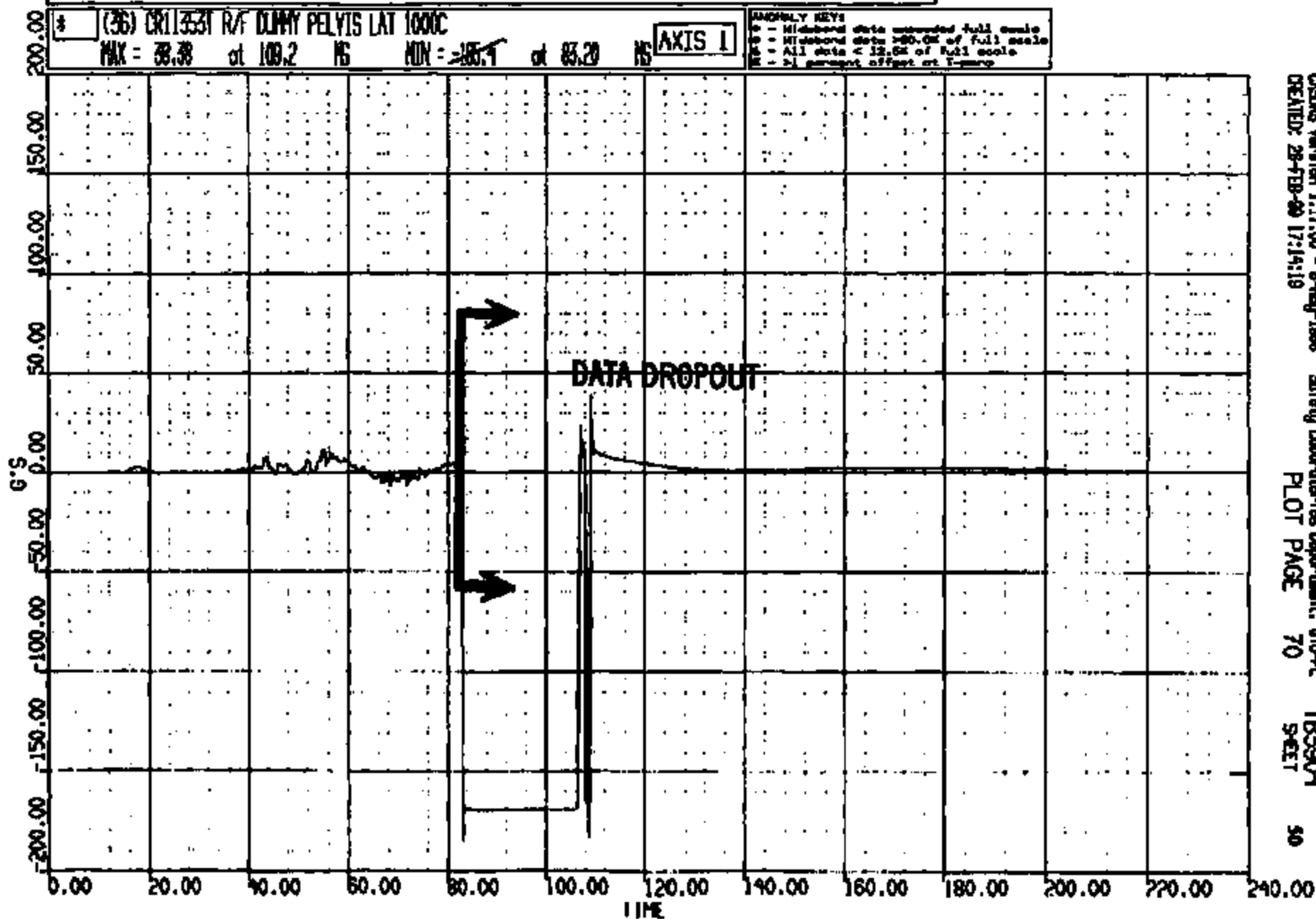
Safety Laboratory Department, 610-PL
PLOT PAGE 69

TB3904
SLET

49

CRTS 0011353

CR #: 11353 TO: TB3904 DATE: 990226 16:08:55
2000 D-188



CASMS Version 1.17.00 - 8-May-1998
CREATED: 28-FEB-99 17:14:19

Safety Laboratories Department, 610-PL
PLOT PAGE 70

TB3904
SHEET

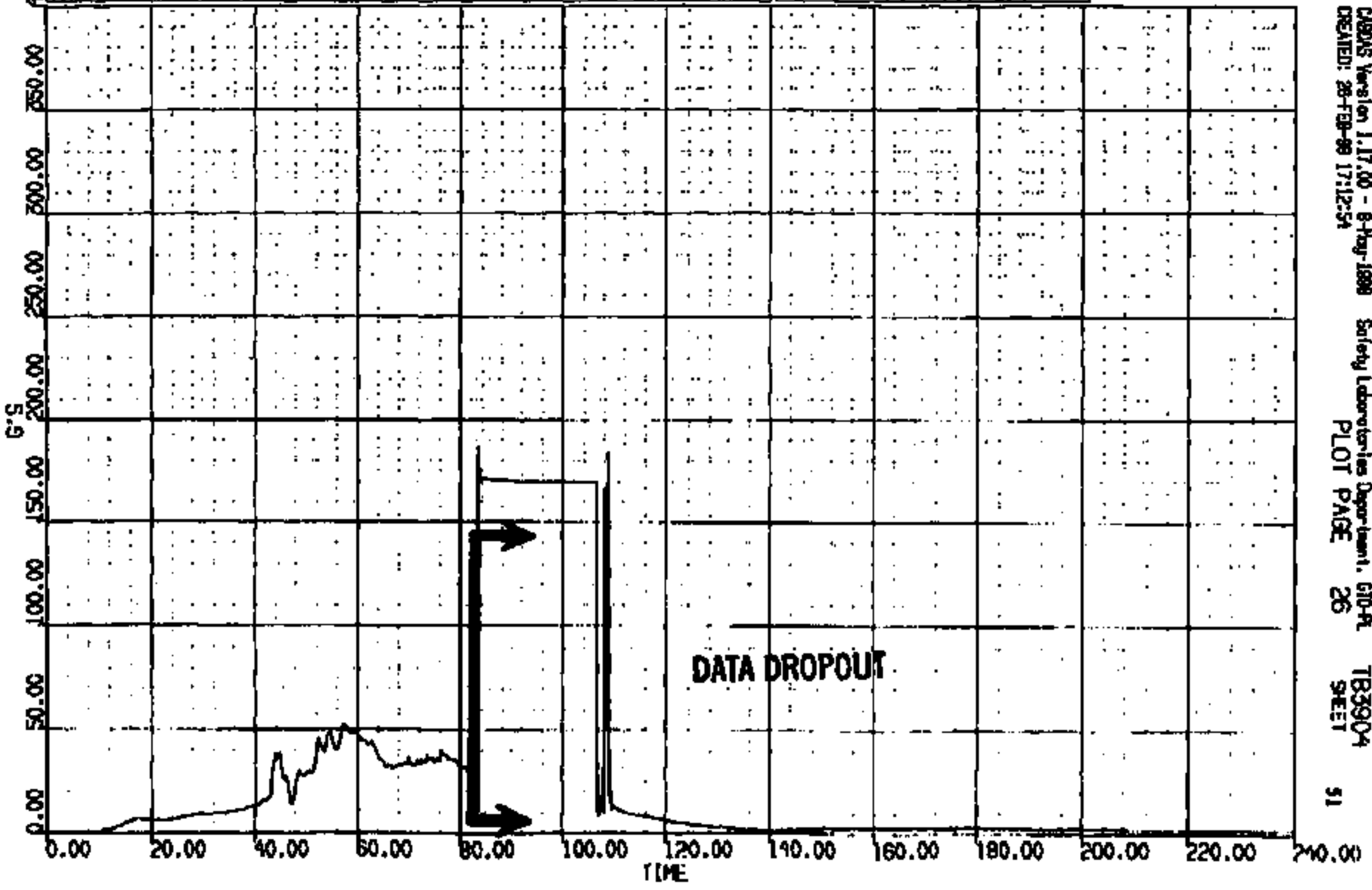
50

CRTS 0011353

CR RI 11553 TO: TB3904 DATE: 990226 16:08:53
2000 D-188

* (10014) CR113531 R/F DUMMY PELVIS RES 1000C
MAX = 187.3 at 63.20 MS MIN = 0.1925 at 0.000E+00 MS **AXIS 1**

ANOMALY KEY:
M - Missed data exceeded full scale
N - Missed data >90.0% of full scale
L - All data < 10.0% of full scale
P - >1 percent offset at T-zero



CRS Version 1.17.00 - 8-May-1999 Safety Laboratories Department, GPO-PL TB3904
CREATED: 26-FEB-99 17:12:54 PLOT PAGE 26 SHEET 51

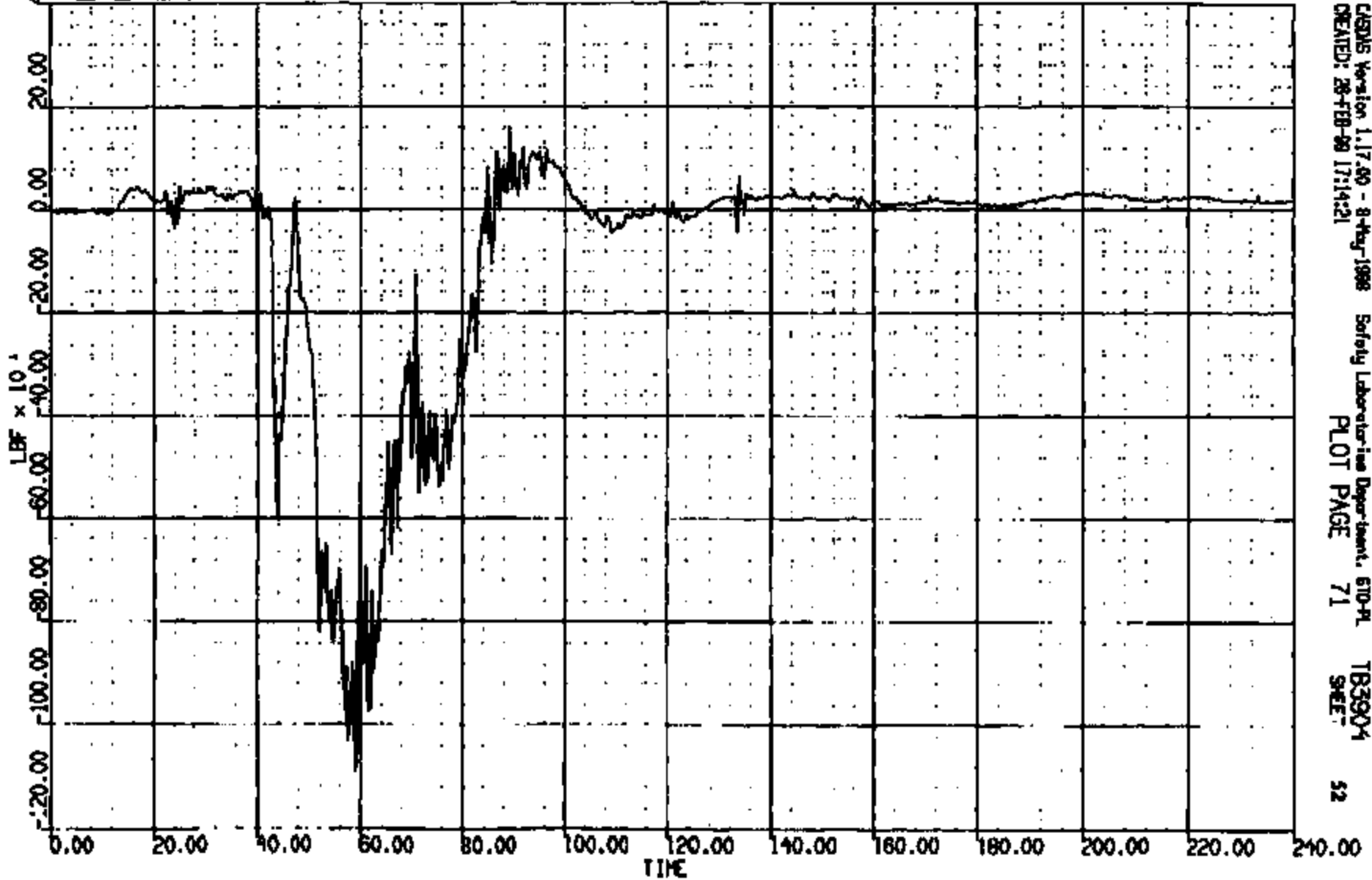
CRTS 0011353

CR R: 11353 TO: TB3904 DATE: 990226 16:06:53
2000 D-198

(37) CR11353T W/ DUMMY L/FEMUR LOAD FZ 600C

MAX = 158.4 at 89.20 MS MIN = -1093. at 59.04 MS

AXIS 1



CASIMS Version 1.17.00 - 8-Aug-1998
CREATED: 26-FEB-99 17:14:21

Safety Laboratory Department, 610-PL
PLOT PAGE 71

TB3904
SHEET

52

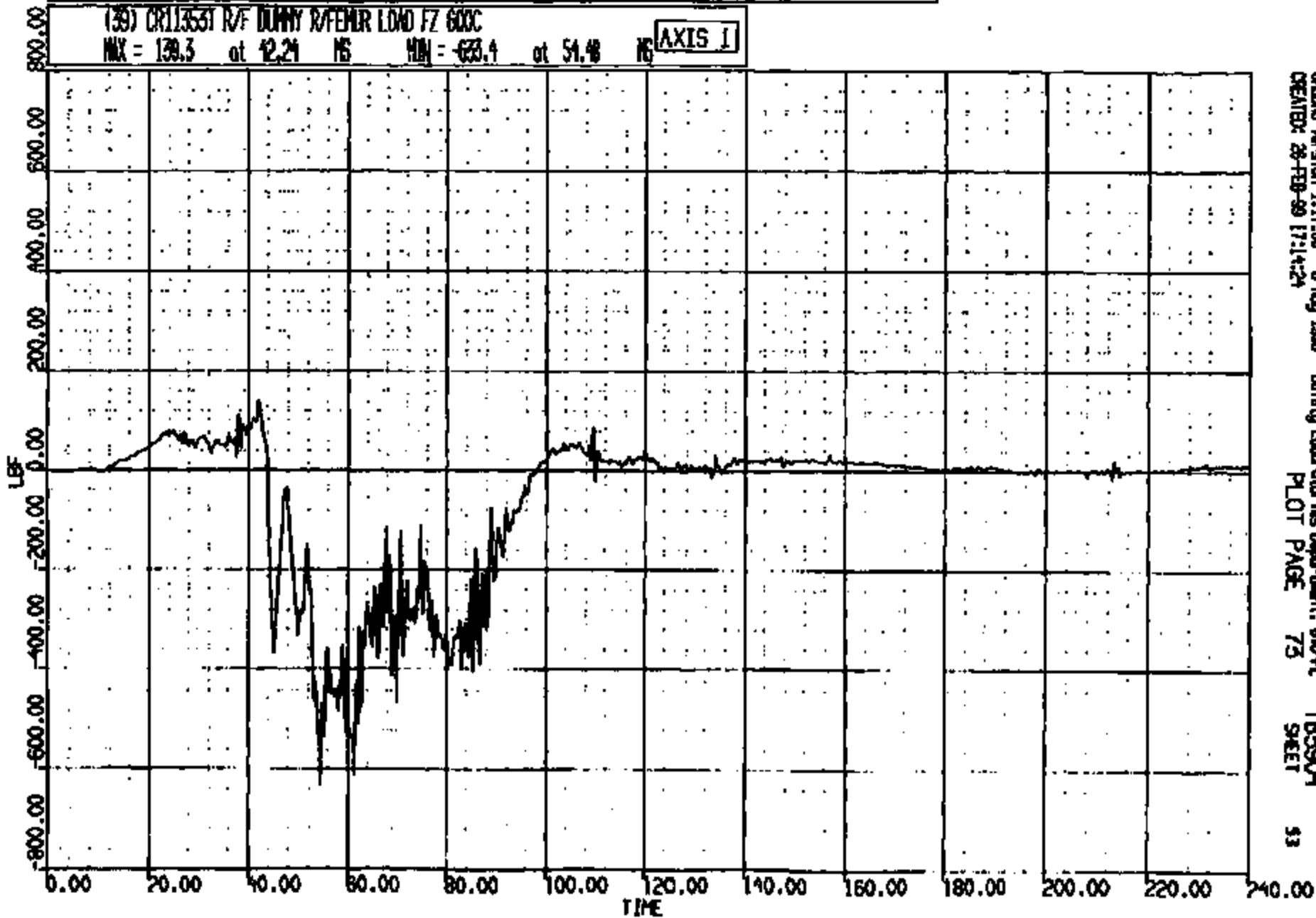
CRIS 0011353

CR R: 11555 TO: TB3904 DATE: 990228 18:08:53
2000 D-185

(39) CR113531 R/F DUMMY R/FEMR LOAD FZ 600C

MAX = 139.3 at 12.21 MS MIN = -633.4 at 51.48 MS

AXIS 1



CRS Version 1.17.00 - 8-May-1998
CREATED: 28-FEB-99 17:14:24

Safety Laboratories Department, 610-A
PLOT PAGE 73

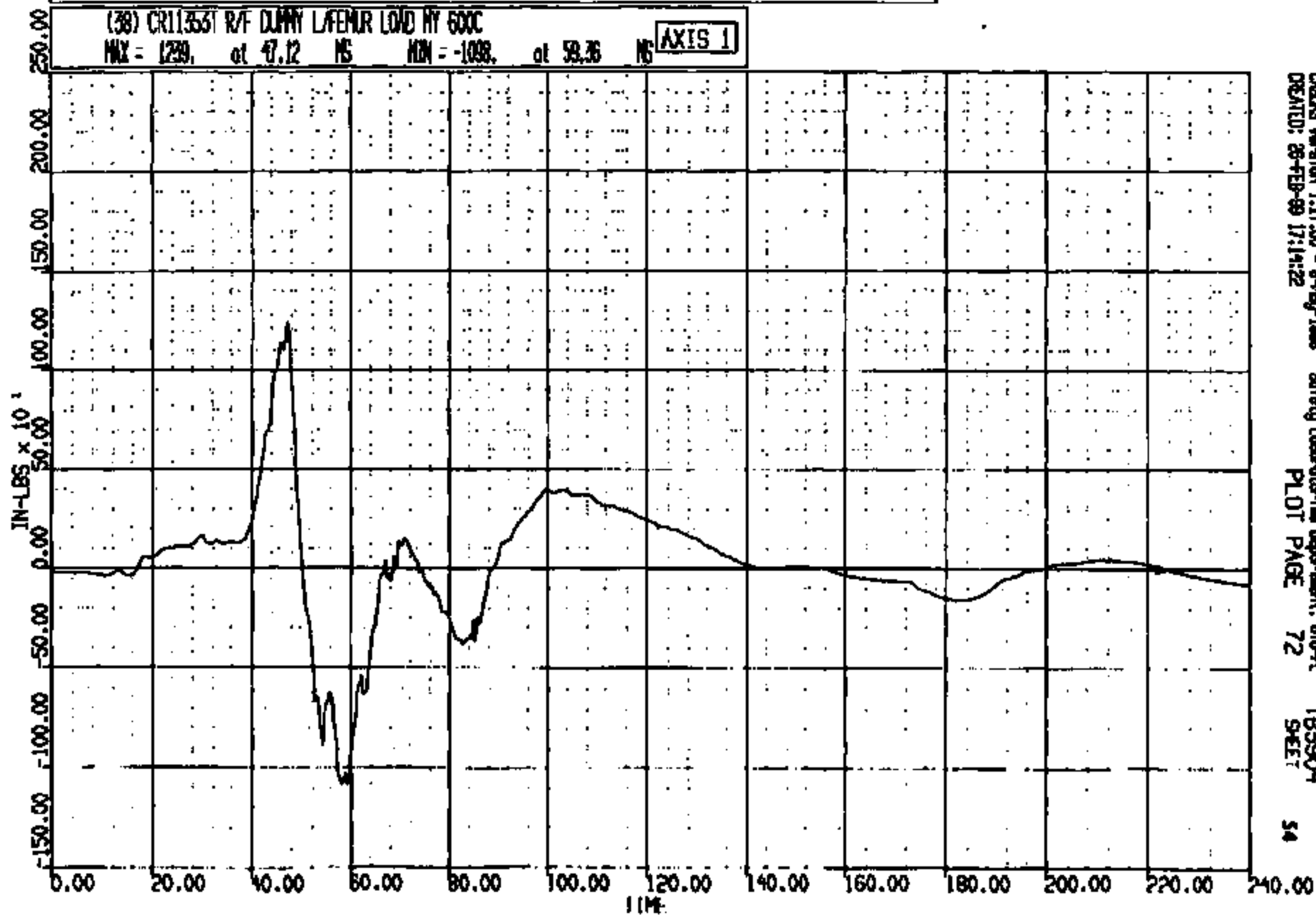
TB3904
SHEET

53

CRIS 0011353

CR R: 11853 TO: TB3904 DATE: 990226 16:08:53
2000 D-188

(38) CR113531 R/F DUMMY LAFEMUR LOAD BY 600C
MAX = 1230, at 47.12 MS MIN = -1098, at 59.76 MS **AXIS 1**

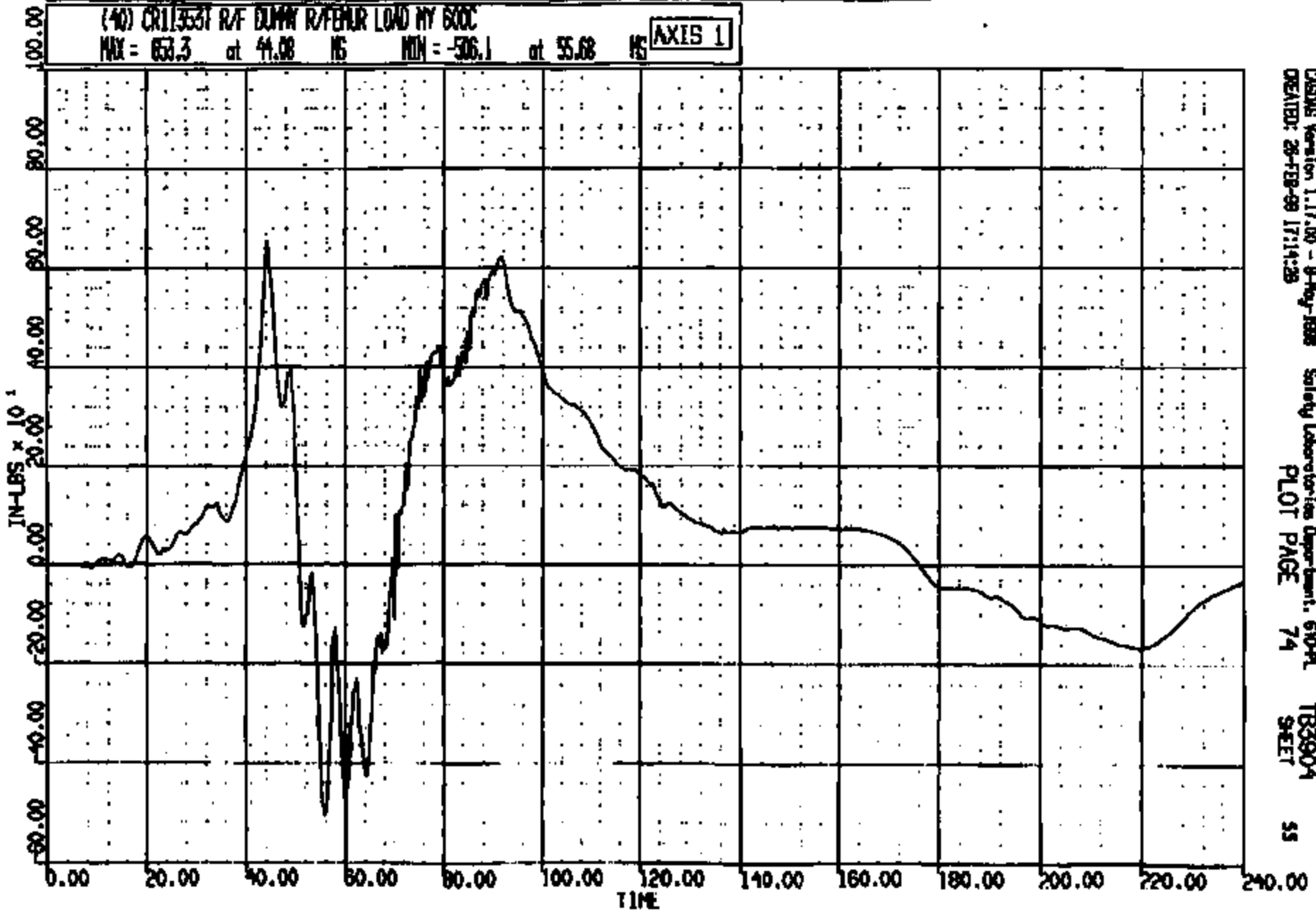


CRS Version 1.17.00 - 8-May-1998 Safety Laboratories Department, 610-PI TB3904
CREATED: 26-FEB-99 17:14:22 PLOT PAGE 72 SHEET 54

CR11353

CR R: 11553 TO: TB3904 DATE: 990228 18:06:53
2000 D-188

(40) CR113531 R/F DUMMY R/FERUR LOAD NY 600C
MAX = 653.3 at 41.08 MS MIN = -506.1 at 55.68 MS **AXIS 1**



CASHE Version 1.17.00 - 9-May-1998 Safety Laboratory Department: 610-PL
CREATED: 28-FEB-99 17:14:28 PLOT PAGE 74 TB3904
55 SHEET

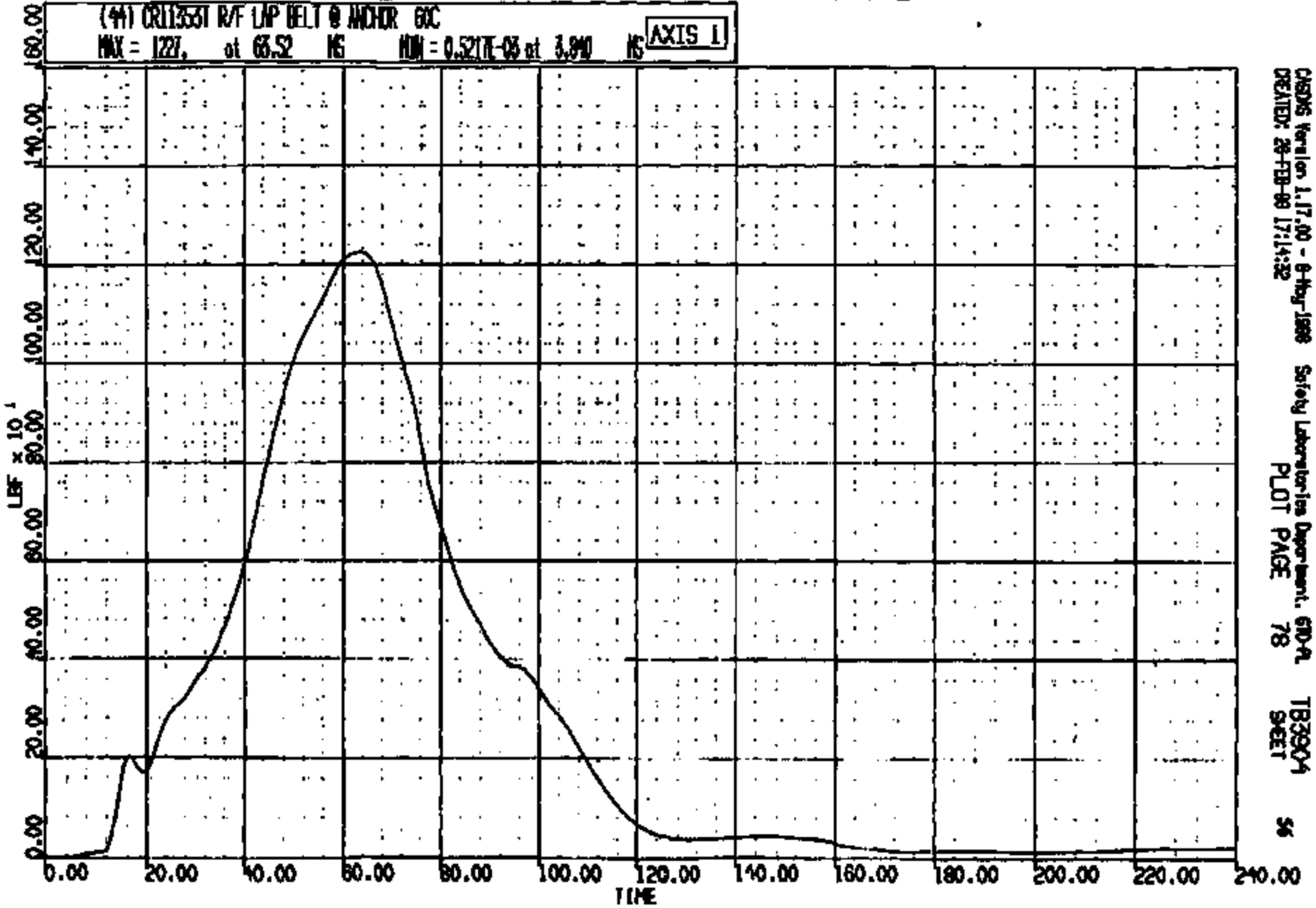
CRTS 0011353

CR R: 11355 TO: TB3904 DATE: 890226 18:08:53
2000 D-188

(44) CR11355T R/F LAP BELT @ ANCHOR 60C

MAX = 1227, at 63.52 MS MIN = 0.521E-05 at 3.890 MS

AXIS 1



CRS05 Version 1.17.00 - 8-May-1988
CREATED: 28-FEB-89 17:14:32

Safety Laboratories Department, 670-A
PLOT PAGE 78

TB3904
SHEET

56

CRTS 0011353

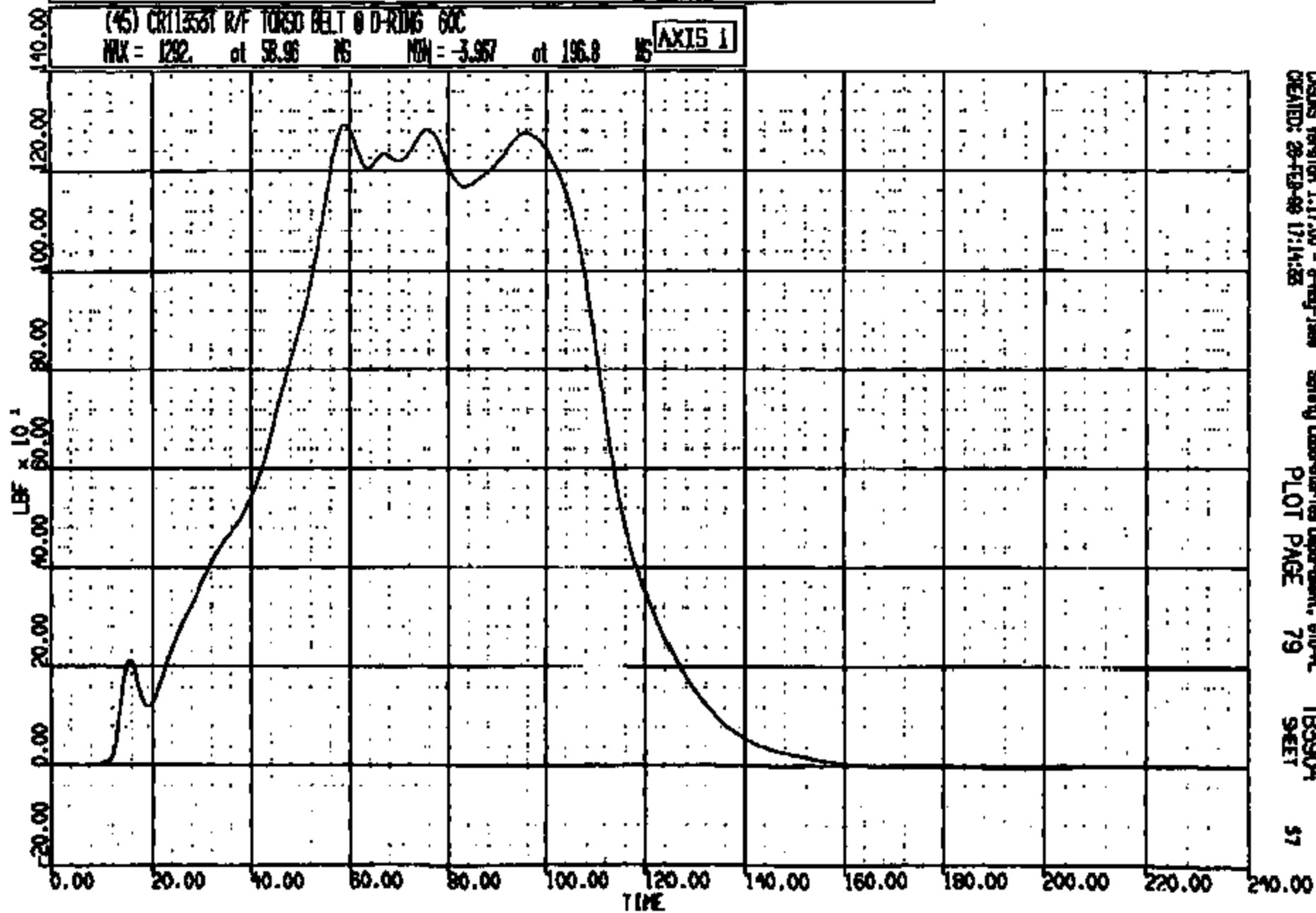
CR: R: 11553 TO: TB3904 DATE: 990226 16:08:55

8000 D-198

(45) CR113531 R/F TORSO BELT @ D-RING 60C

MAX = 129.2 at 58.96 MS MIN = -3.957 at 196.8 MS

AXIS 1



CRS Version 1.17.00 - 8-Aug-1999
CREATED: 26-FEB-99 17:14:28

Safety Laboratories Department, 610-A
PLOT PAGE 79

TB3904
SHEET

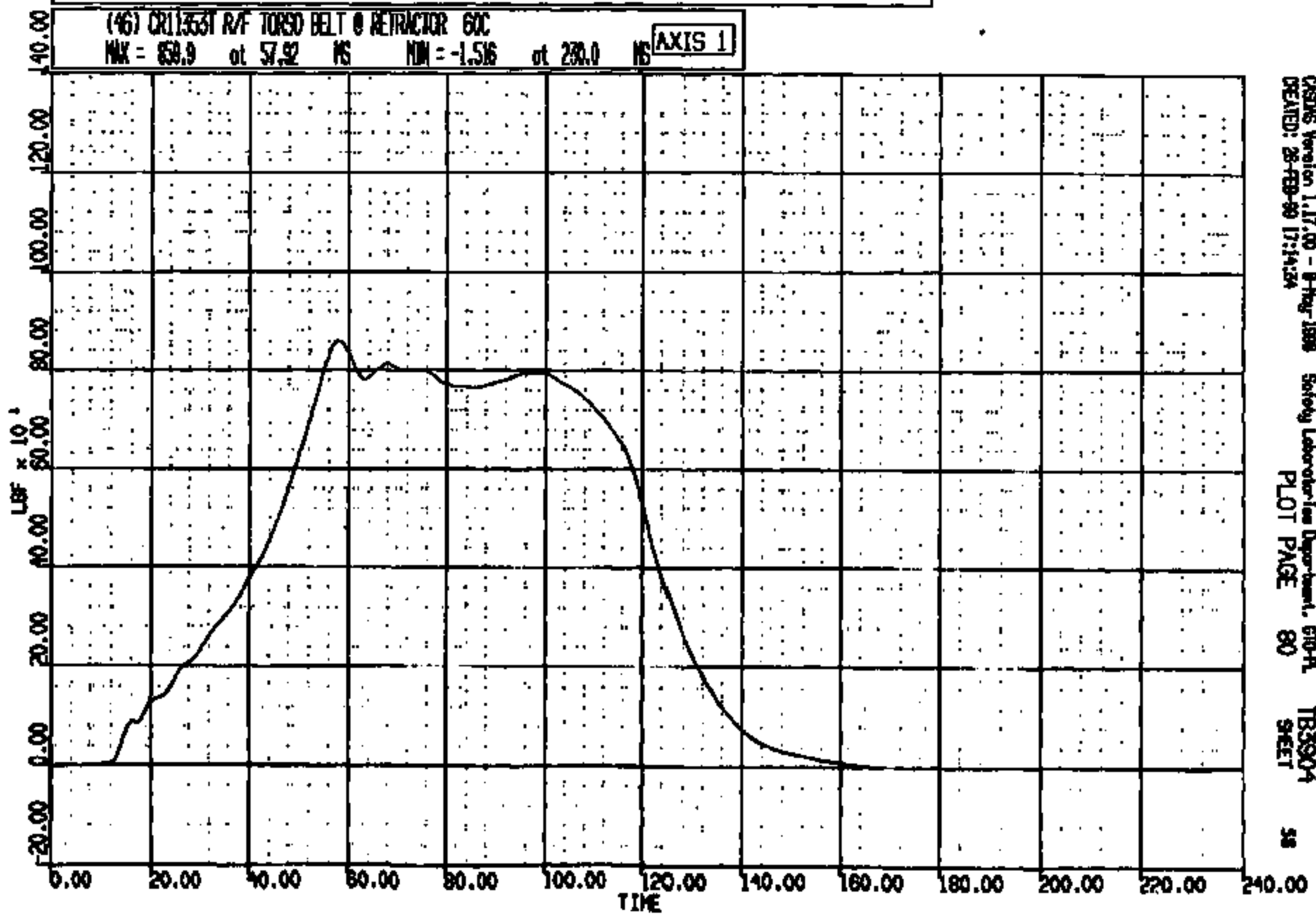
57

CRIS 0011353

CR R: 11555 TO: T83904 DATE: 980228 18:08:53
2000 D-186

(46) CR113531 R/F TORSO BELT @ RETRACTOR 60C
MAX = 858.9 at 57.92 MS MIN = -1.516 at 230.0 MS

AXIS 1

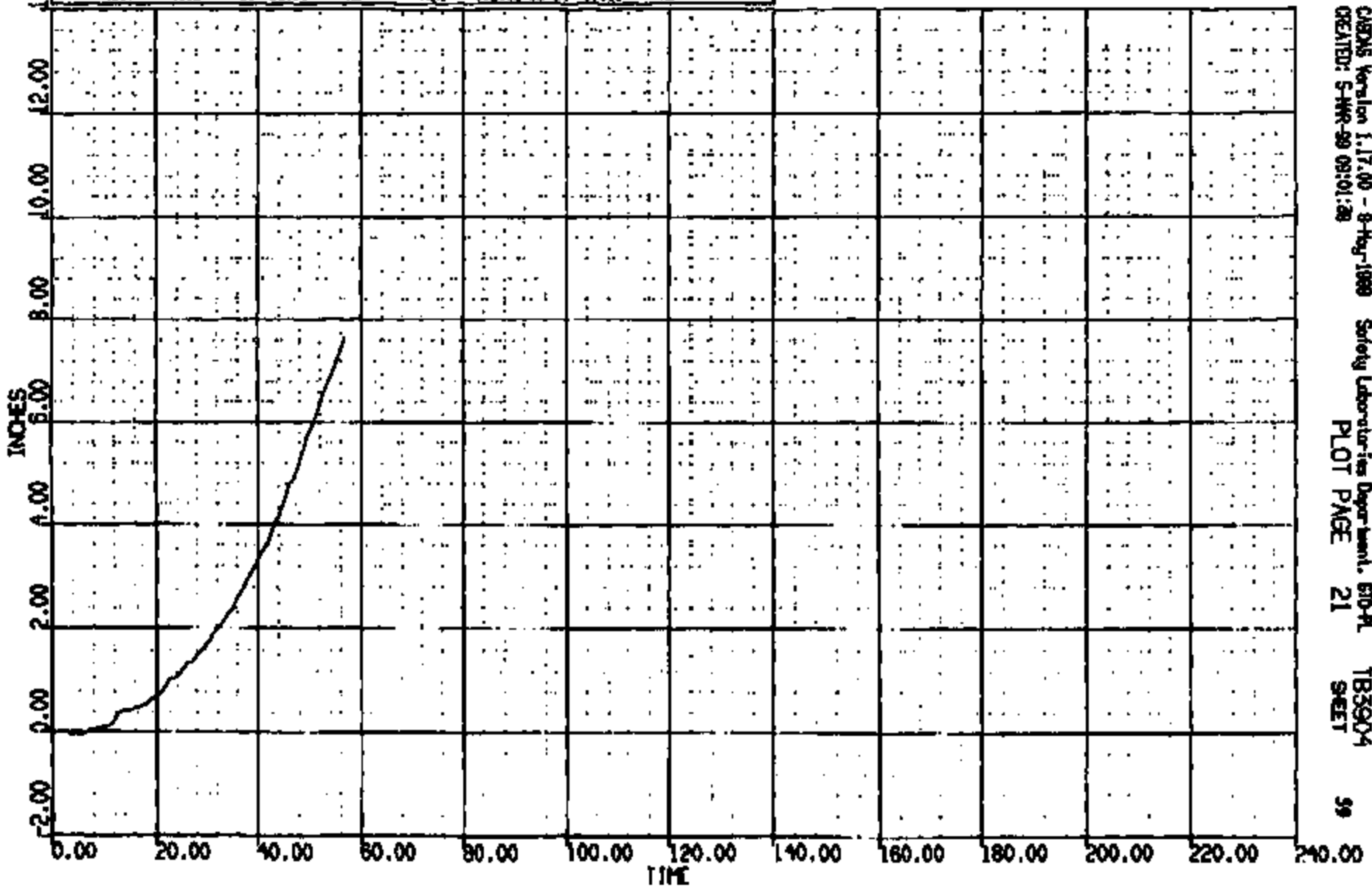


CASMS Version 1.17.00 - 8-May-1998 Safety Laboratory Department, 610-A
CREATED: 28-FEB-98 17:14:24 PLOT PAGE 80 SHEET 58

CRTS 0011353

CR R: 11552 TO: TB3904 DATE: 990228 18:08:53
2000 D-188

(0) CR011353 R S HEAD PASS WRT R WRT AT B PL LONG DISP
MAX = 7.662 at 56.79 NS MIN = -.720E-01 at 3.600 NS **AXIS 1**

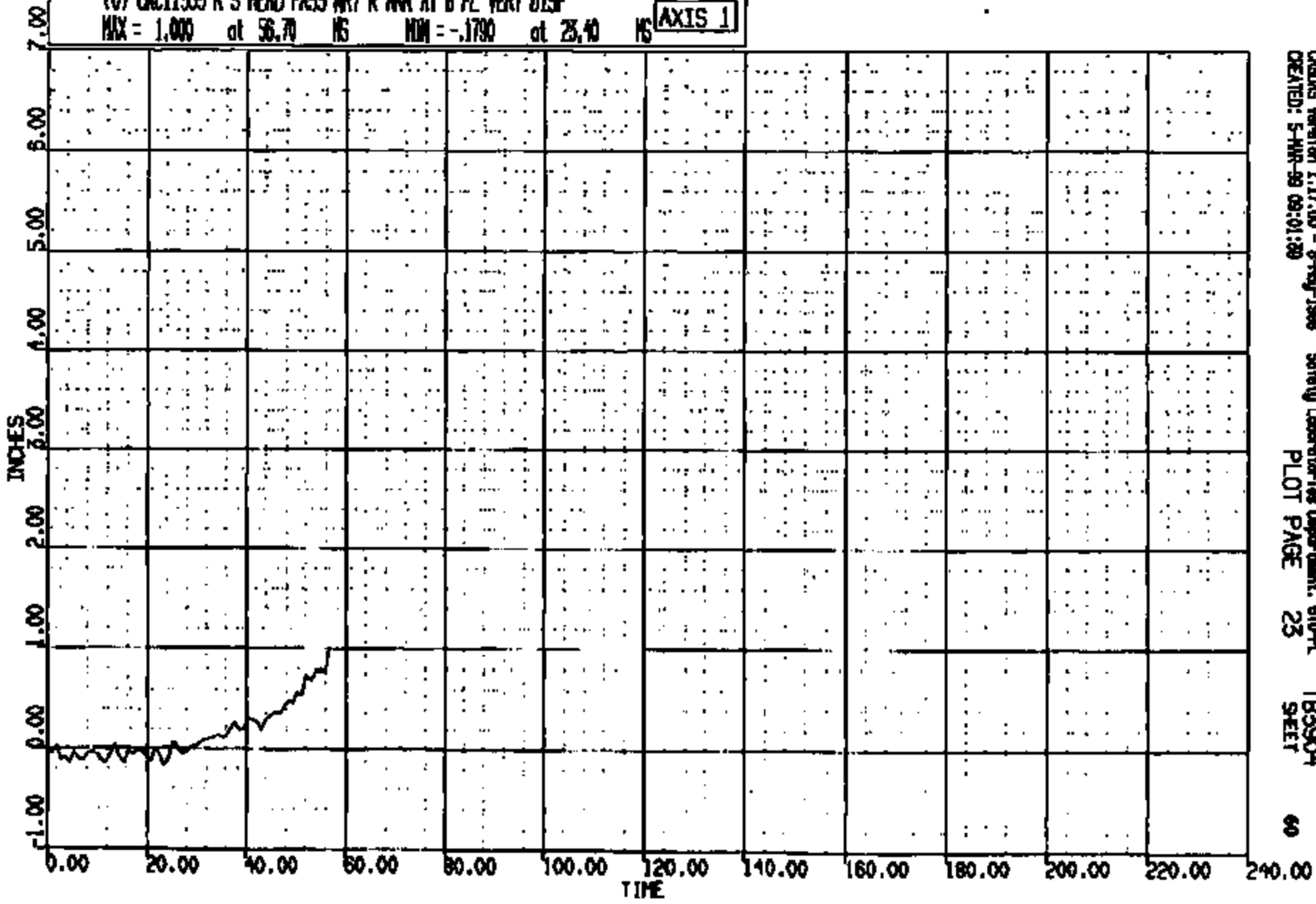


CADDS Version 1.17.00 - 8-May-1999 Safety Laboratories Department, SIO-PL TB3904
CREATED: 5-MAR-99 09:01:28 PLOT PAGE 21 SHEET 99

CRTS 0011353

CR R: 1155 TO: TB3904 DATE: 890226 16:08:53
2000 D-188

(0) CR11553 R S HEAD PASS WRT R WRT AT B PL VERT DISP
MAX = 1.000 at 56.70 NS MIN = -.1790 at 28.40 NS **AXIS 1**



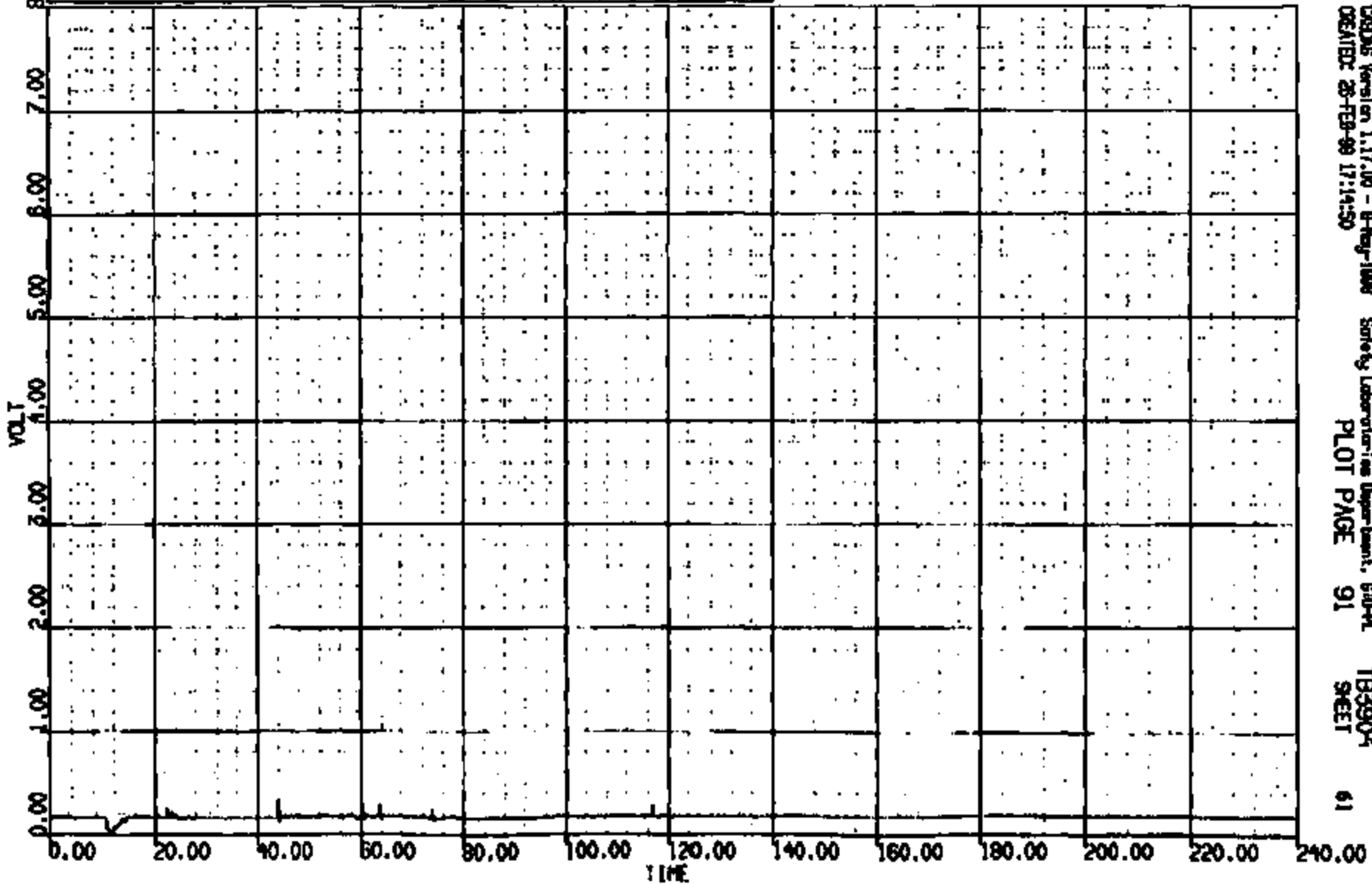
CRIMS Version 1.17.00 - 8-May-1988 Safety Laboratories Department, 610-A TB3904
CREATED: 5-MAR-89 09:01:20 PLOT PAGE 23 SHEET 60

CRIS 0011553

CR RI 11253 TO: TB3904 DATE: 990226 16:08:53
2000 D-190

(57) CRT13531 C/F FLOOR PAN ROM 99009-1 ELS 4000C
MAX = 0.3889 at 41.00 NS MIN = 0.9766E-02 at 11.28 NS

AXIS 1



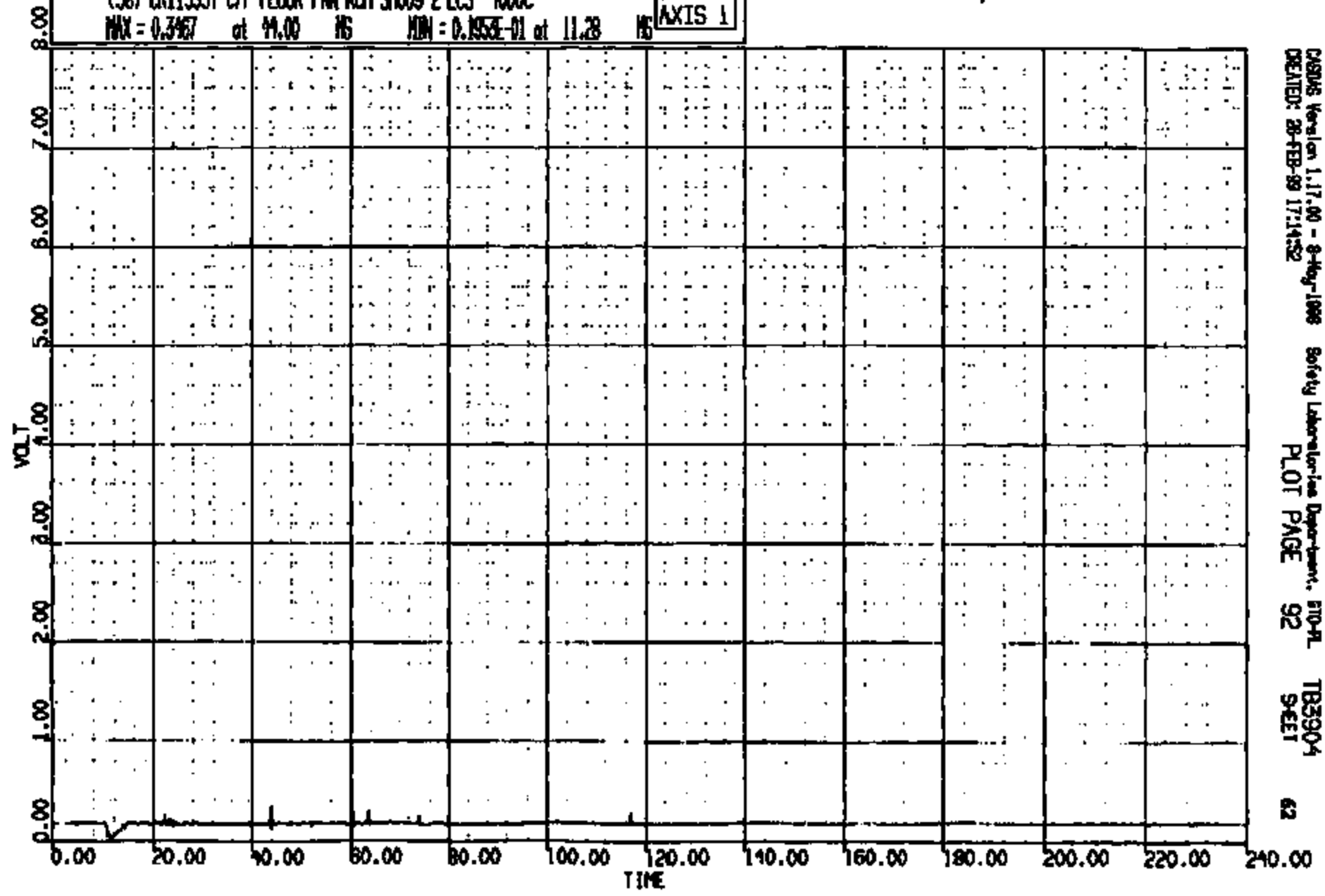
CRTS 001353

CRS016 Version 1.17.00 - 8-Aug-1998 Safety Laboratories Department, 610-9L
CREATED: 26-FEB-99 17:14:50 PLOT PAGE 91 TB3904 SHEET 61

CR R: 11585 TO: TB3904 DATE: 990228 16:06:58
2000 D-198

(58) CR11353T C/F FLOOR P/W RCH SH009-2 ECS 400C
MAX = 0.3467 at 44.00 MS MIN = 0.1958E-01 at 11.28 MS

AXIS 1



CASUS Version 1.17.00 - 8-Aug-1998 Safety Laboratory Department, 510-PL TB3904
CREATED: 28-FEB-99 17:14:52 PLOT PAGE 92 SHEET 62

CR11353

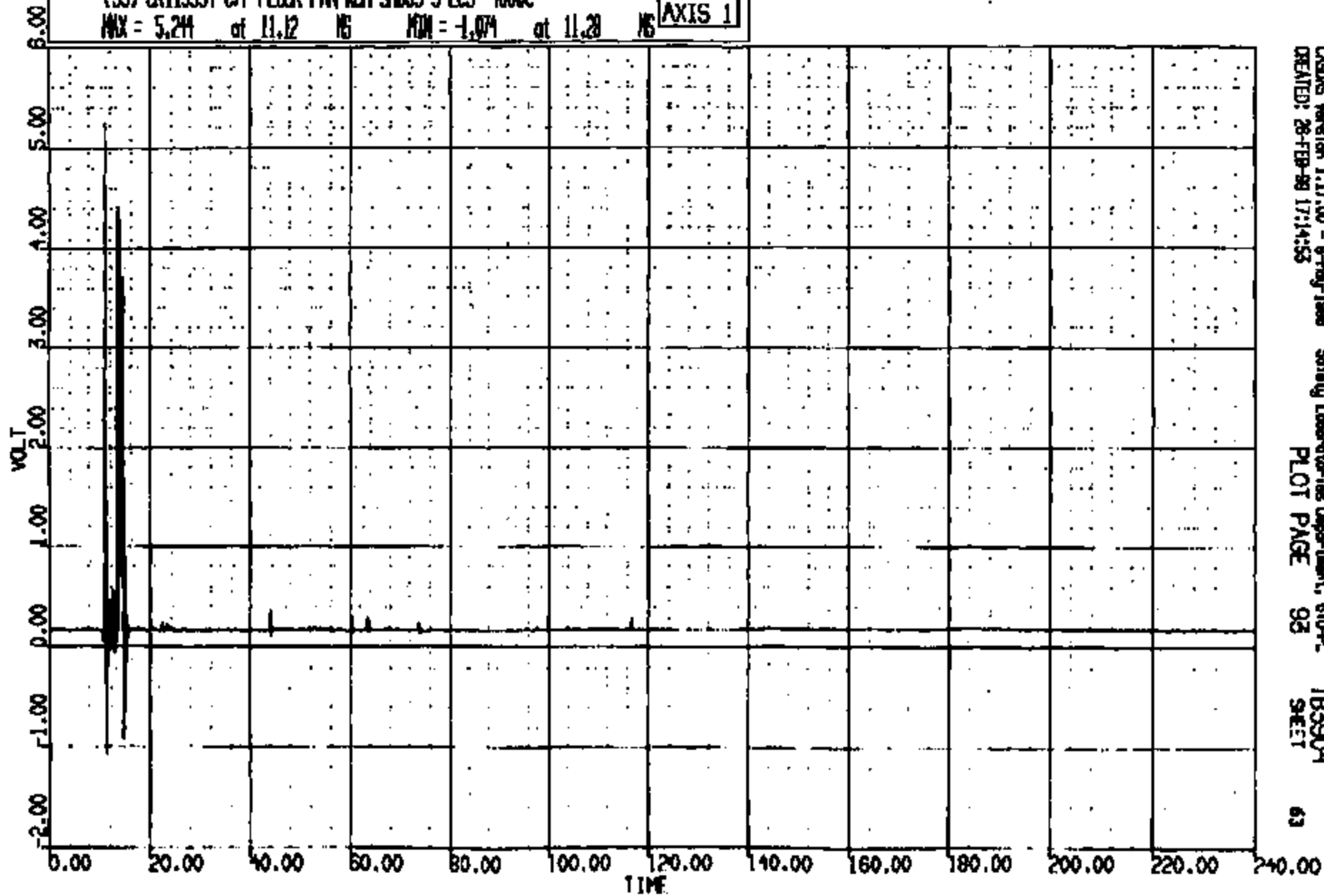
CR R: 11353 TO: TB3904 DATE: 990226 18:08:53

2000 0-188

(59) CR11353T C/F FLOOR PAN ROM 59009-3 ECS 4000C

MAX = 5.244 at 11.12 NS MIN = -1.074 at 11.28 NS

AXIS 1



CASUS Version 1.17.00 - 8-May-1988
CREATED: 26-FEB-99 17:14:55

Safety Laboratories Department, 610-P
PLOT PAGE 93

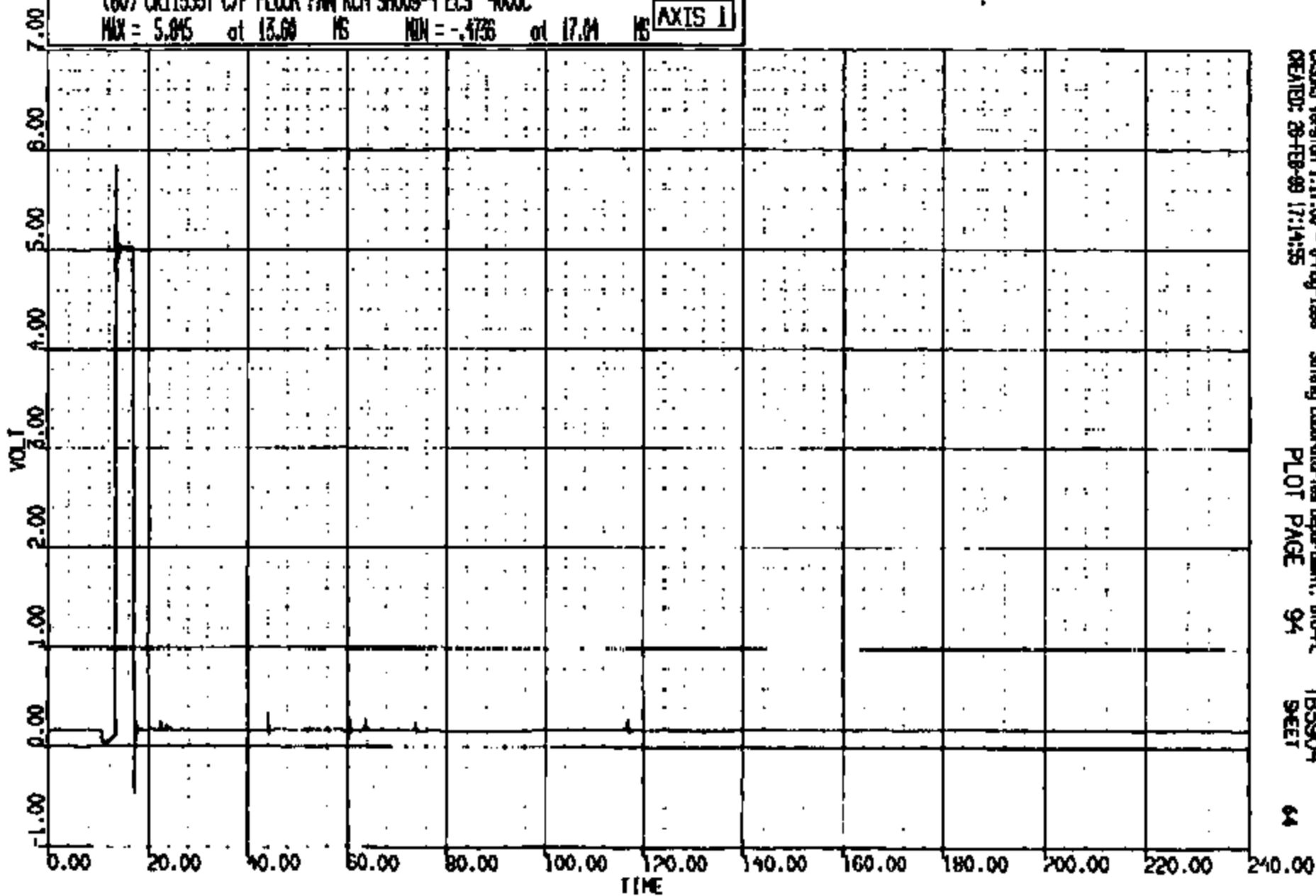
TB3904
SHEET

63

CRTS 0011353

CR R: 11353 TO: TB3904 DATE: 990226 16:06:53
R000 D-199

(60) CR11353T C/F FLOOR PWR RM 5M009-4 ECS 400C
MAX = 5.845 at 13.00 MS MIN = -.4736 at 17.04 MS **AXIS 1**



CRS05 Version 1.17.00 - 8-May-1998
CREATED: 26-FEB-99 17:14:55

Safety Laboratories Department, 510-PL
PLOT PAGE 94

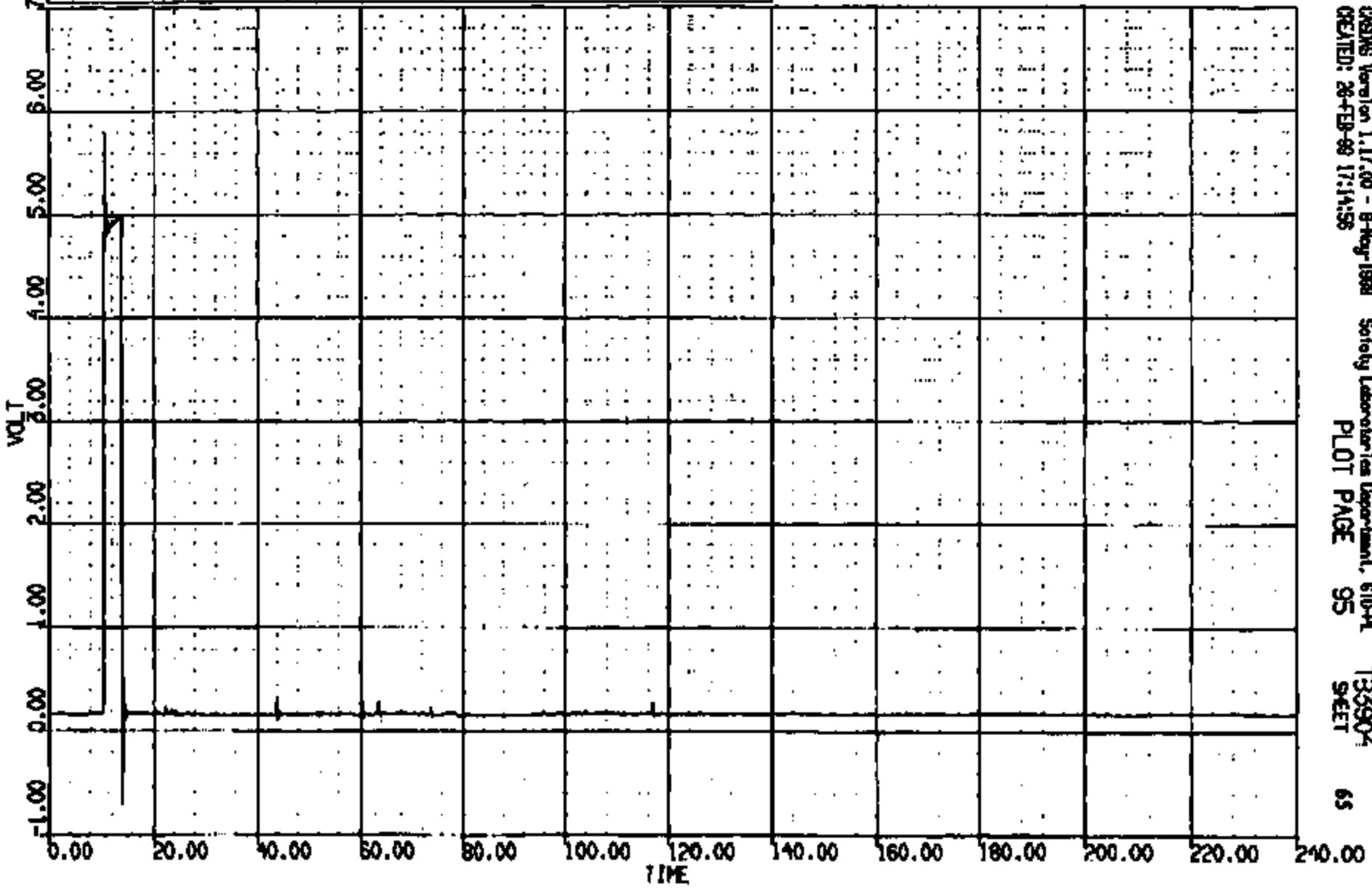
TB3904
SHEET

64

CRIS 0011353

CR #: 11353 TO: T83904 DATE: 990226 16:06:55
2000 D-186

(61) CR11353T C/F FLOOR PIN ROCK SHOOT-5 ECS 4000
MAX = 5.786 at 10.61 MS MIN = -.7129 at 14.08 MS **AXIS 1**

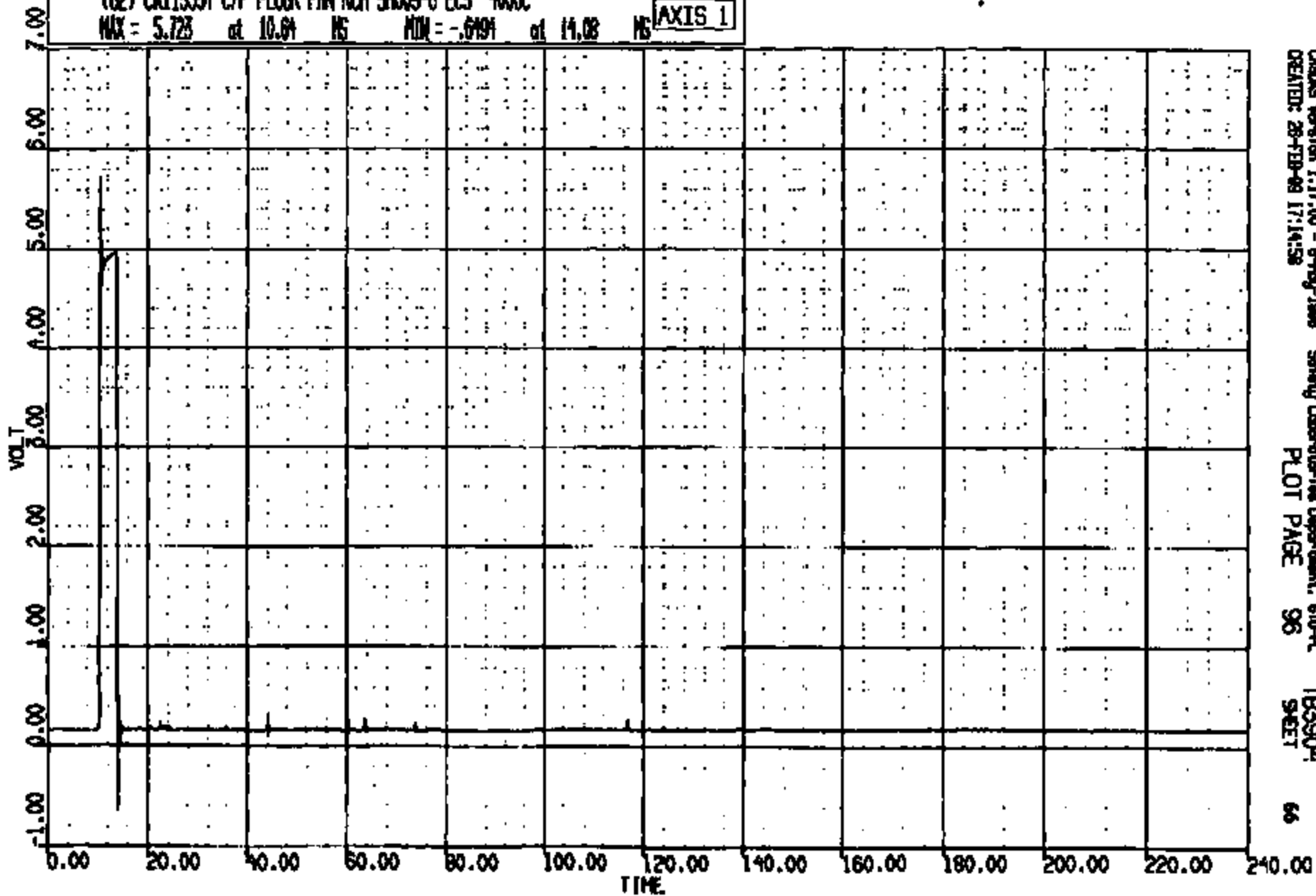


CASING Version 1.17.00 - 8-May-1999 Safety Laboratories Department, 610-A
CREATED: 26-FEB-99 17:14:56 PLOT PAGE 95 T83904
SHEET 65

CRIS 0011353

CR R: 11555 TO: TB3904 DATE: 990226 16:08:35
2000 D-188

(62) CR113531 C/F FLOOR PAN RICH 5N009-6 ECS 4000C
MAX = 5.723 at 10.64 NS MIN = -.6491 at 14.08 NS **AXIS 1**



CARDAS Version 1.17.00 - 8-May-1998
CREATED: 26-FEB-99 17:14:53

Safety Laboratory Department, 610-A
PLOT PAGE 96

TB3904
SHEET

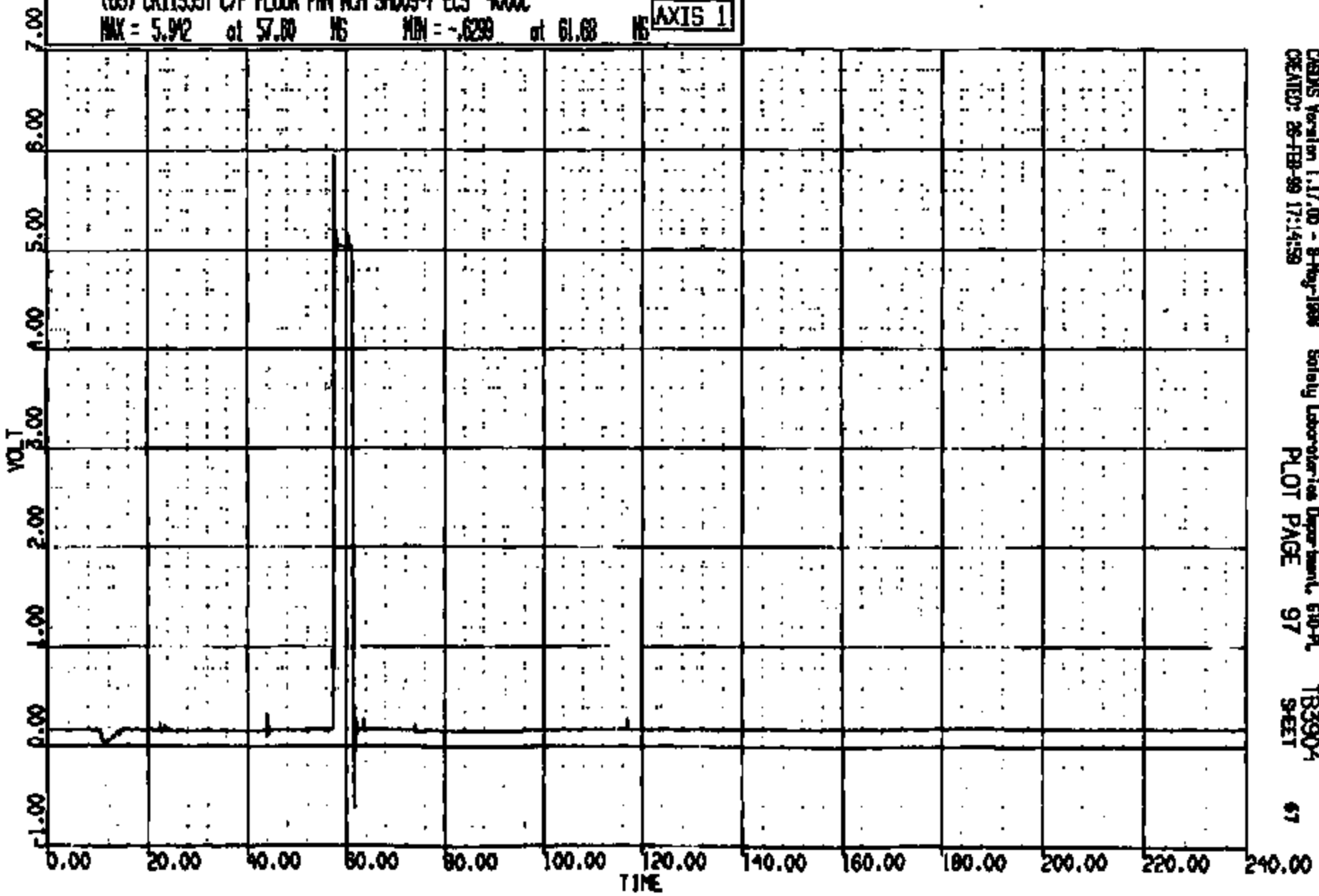
66

CRTS 0011353

CR R: 11553 TO: T83904 DATE: 990225 16:08:55
2000 D-186

(63) CR11353T C/F FLOOR PIN RCH SMO09-7 ECS 400C
MAX = 5.912 at 57.00 NS MIN = -.6299 at 61.68 NS

AXIS 1

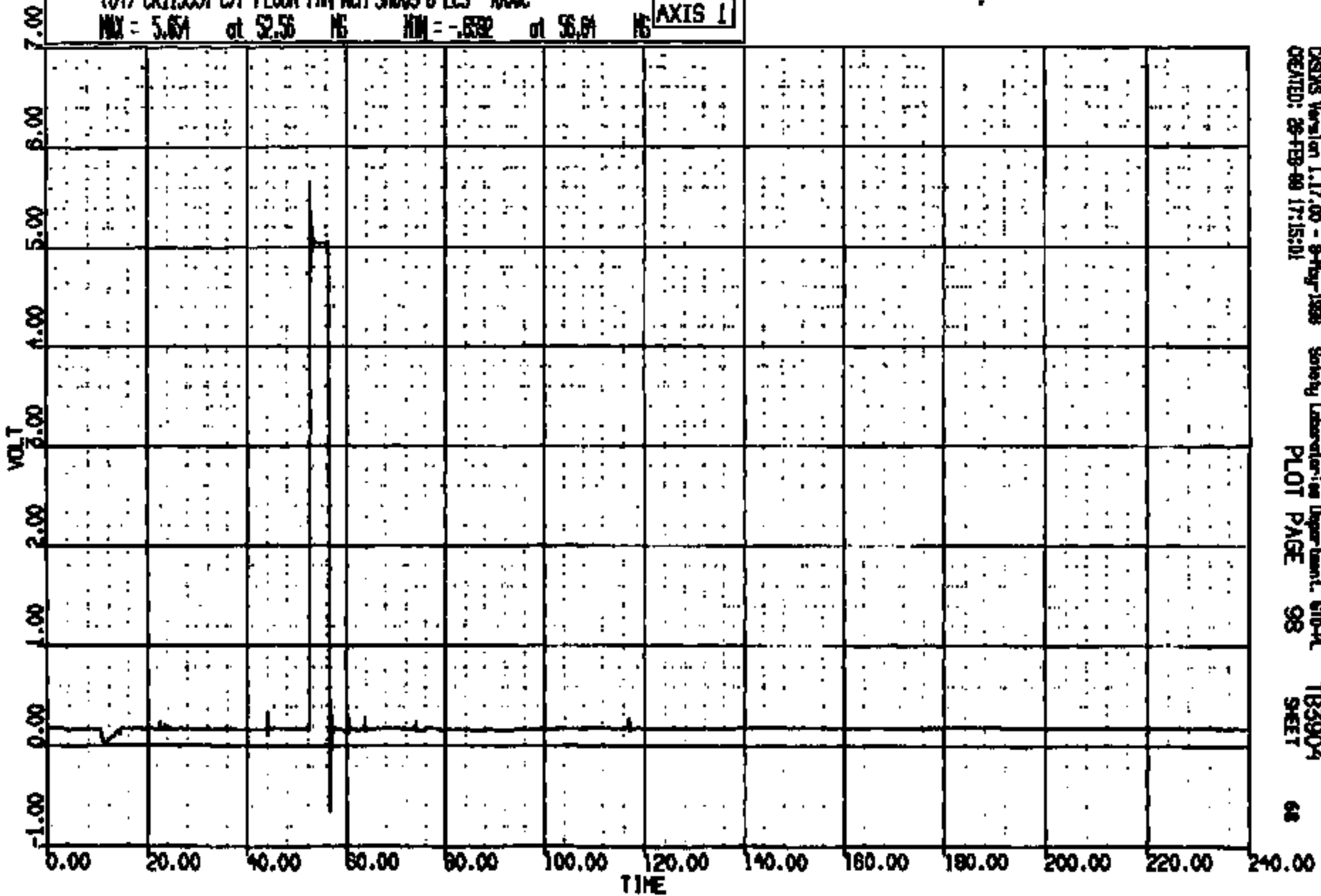


CRIMS Version 1.17.00 - 8-May-1998 Safety Laboratories Department, 610-PL T83904
CREATED: 26-FEB-99 17:14:59 PLOT PAGE 97 SHEET 67

CRIS 0011353

CR R: 11555 TO: TB3904 DATE: 990226 16:08:55
2000 D-188

(6A) CR113531 C/F FLOOR PAN RCH S1009-8 ECS 4000C
MAX = 5.854 at 52.56 MS MIN = -.8592 at 56.04 MS **AXIS 1**



CRSYS Version 1.17.00 - 9-May-1998
CREATED: 26-FEB-99 17:15:01

Safety Laboratory/In Department, 610-PL
PLOT PAGE 98

TB3904
SHEET

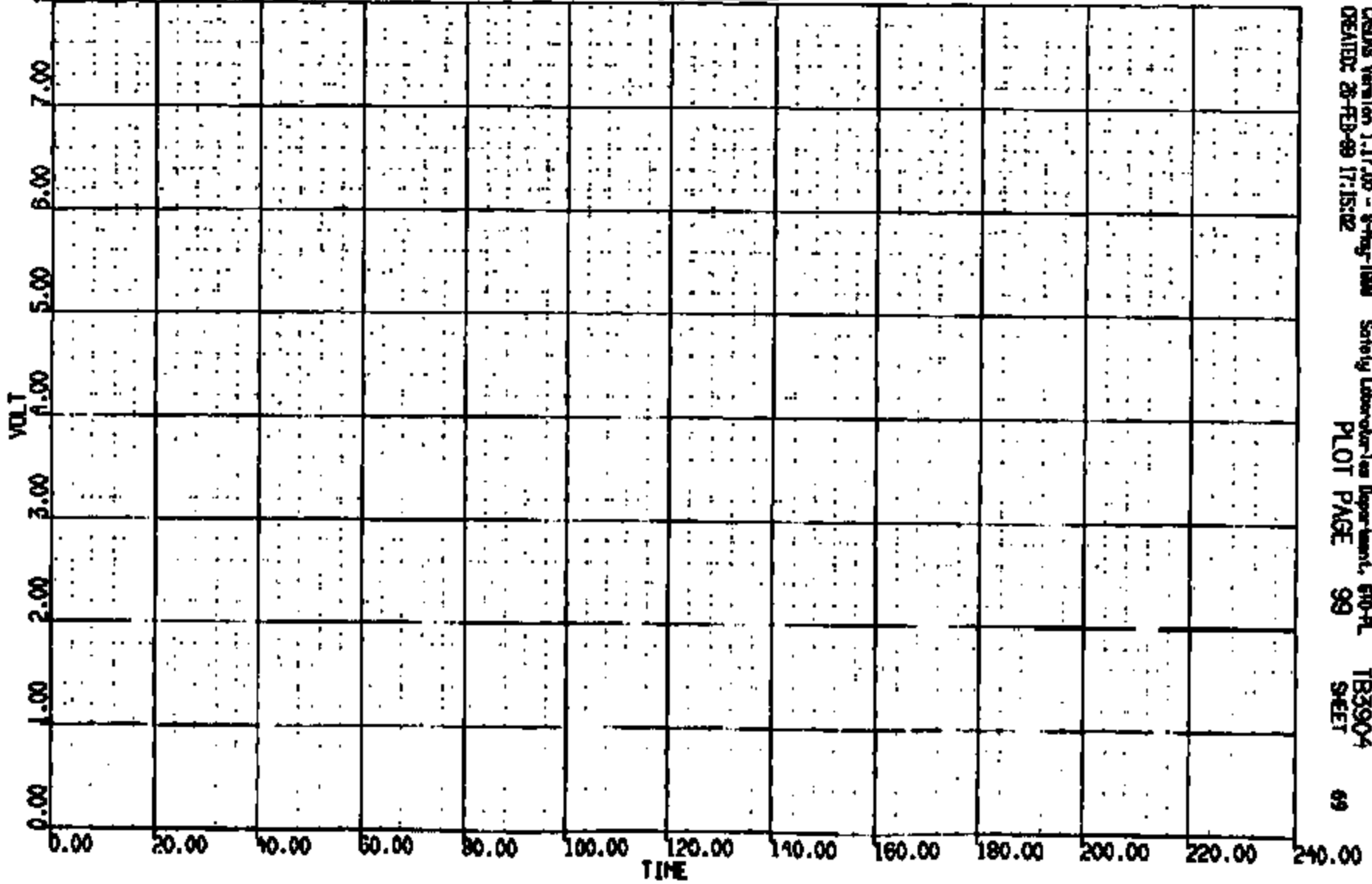
68

CRIS 0011353

CR R: 11553 TO: TB3904 DATE: 990228 16:08:53
2000 D-188

(6S) CR11353T C/F FLOOR PWR RCH 59009-9 EDS 4000C
MAX = 0.000E+00 at 0.000E+00 MS MIN = 0.000E+00 at 0.000E+00 MS

AXIS 1



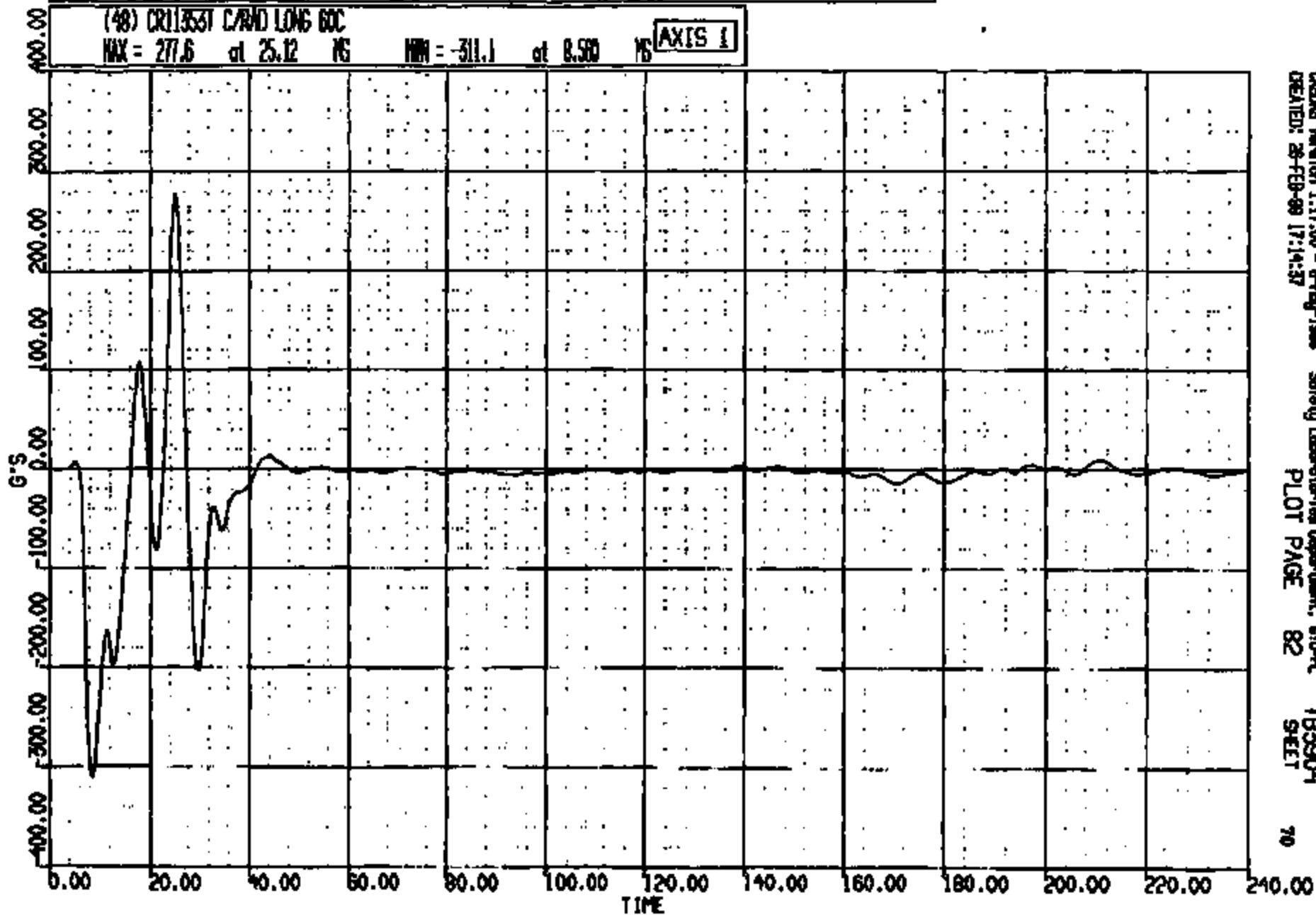
CRTS Version 1.17.00 - 8-May-1999 Safety Laboratories Department, 610-A
CREATED: 28-FEB-99 17:15:12 PLOT PAGE 99 SHEET 69

CRTS 0011353

CR R: 11353 TO: TB3904 DATE: 000228 16:08:53
R000 0-188

(48) CR113531 C/RND LONG GOC

MAX = 277.6 at 25.12 MS MIN = -311.1 at 8.50 MS **AXIS 1**



CRSAS Version 1.17.00 - 8-Aug-1988
CREATED: 28-FEB-89 17:14:37

Safety Laboratories Department, 610-A
PLOT PAGE 82

TB3904
SHEET

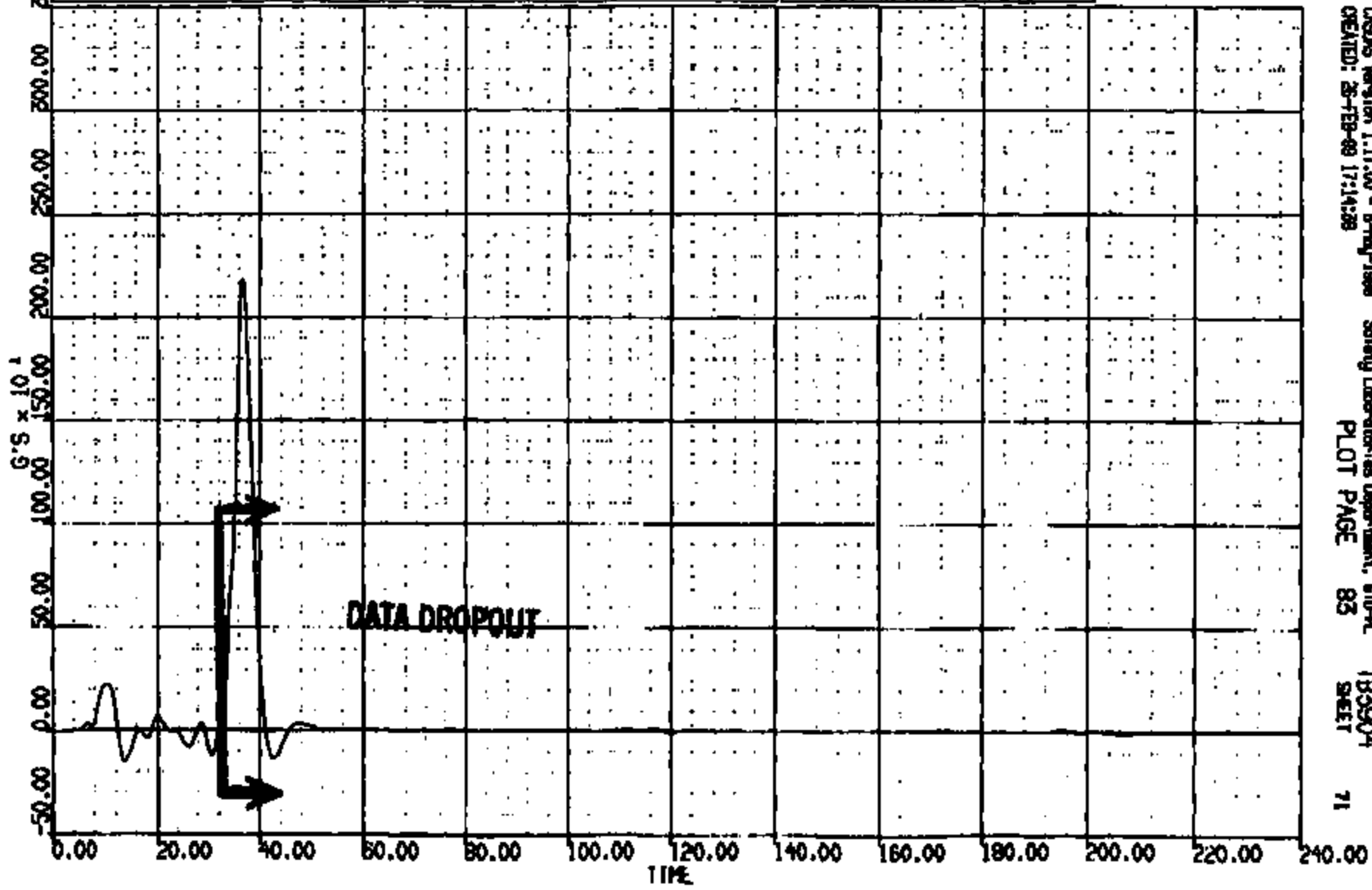
70

CRIS 0011353

CR R: 11355 TO: TB3904 DATE: 990228 18:06:53
2000 D-188

* (49) CR11355T C/RAD VERT 60C
MAX = ~~2491~~ of 36.80 MG MIN = -150.4 of 13.76 MG **AXIS 1**

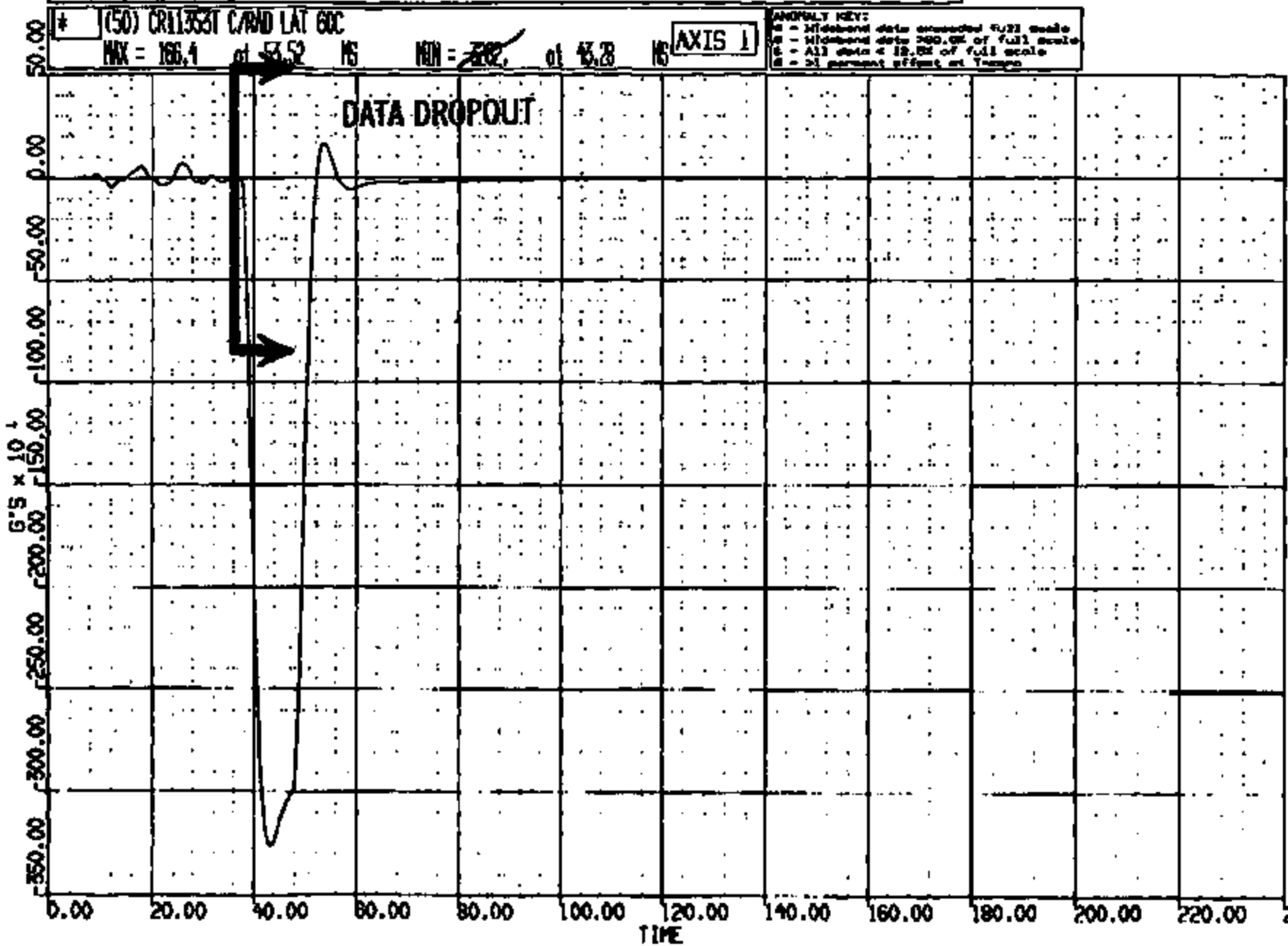
ABNORMALY KEYS:
* - Histogram data exceeded full scale
- Histogram data 750-99% of full scale
^ - All data < 12.5% of full scale
@ - 51 percent offset at T=0000



CADSYS Version 1.17.00 - 8-May-1998 Safety Laboratories Department, STD-PL
CREATED: 28-FEB-99 17:14:38 PLOT PAGE 83 TB3904 SHEET 71

CRIS 0011353

DR R: 11885 TO: TB3904 DATE: 890228 16:08:53
 2000 D-188



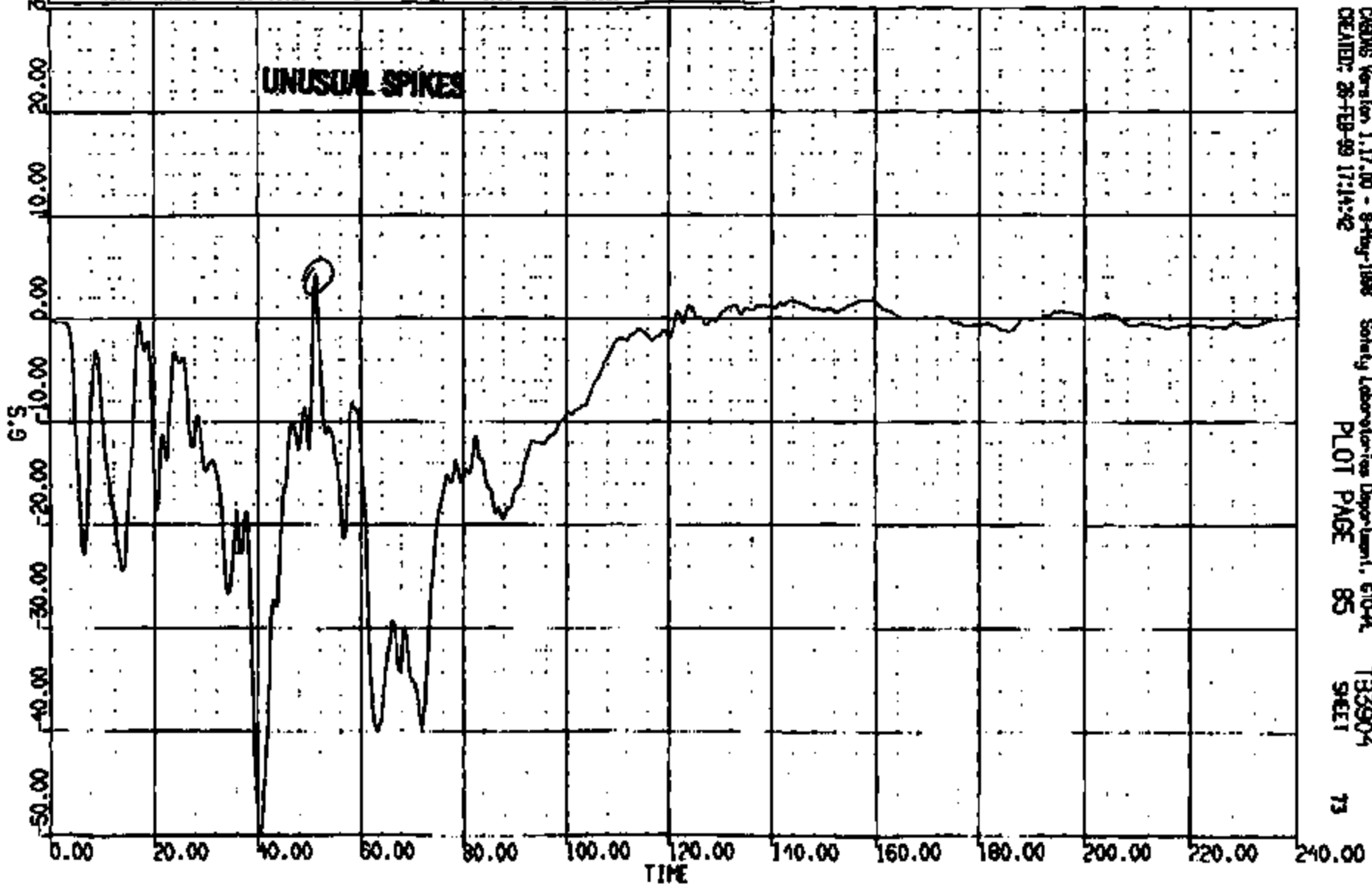
CASMS Version 1.17.00 - 8-Aug-1988 Safety Laboratories Department, 610-PL
 CREATED: 28-FEB-89 17:14:40 PLOT PAGE 84 SHEET 72

CRTS 0011353

CR: 11553 TO: T83904 DATE: 990226 16:08:53
2000 D-198

(51) CR113531 L/F FLOOR PAK @ #1 XBER SEAT C LONG 60C
MAX = 9.240 at 51.28 MS MIN = -19.92 at 40.56 MS

AXIS 1

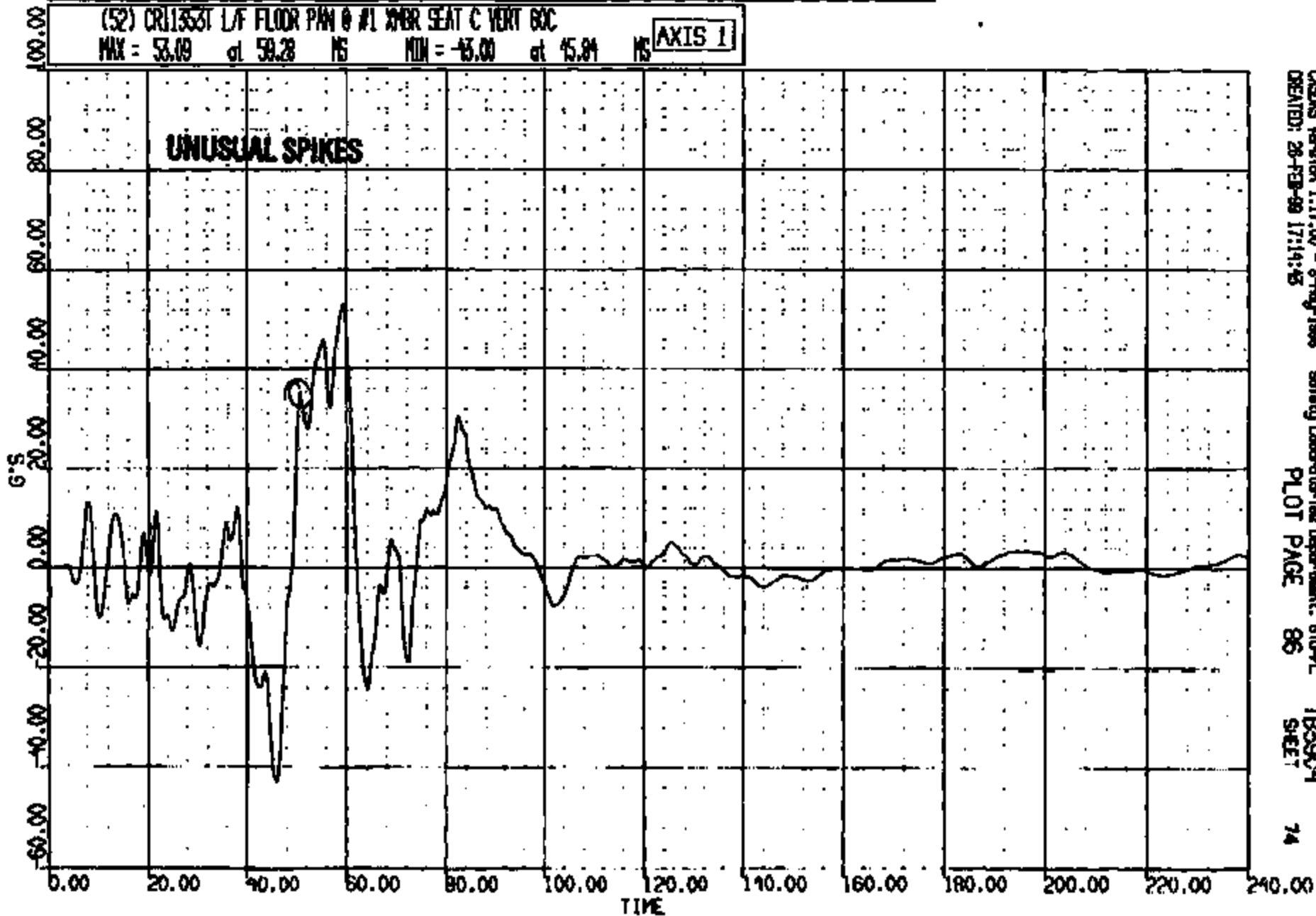


CADDS Version 1.17.00 - 8-May-1998 Safety Laboratories Department, 610-94
CREATED: 26-FEB-99 17:14:42 PLOT PAGE 85 133904 SHEET 73

CRTS 0011353

DR R: 11353 TO: TB3904 DATE: 990226 16:08:53
2000 D-186

(52) CRT1353T L/F FLOOR PAN @ #1 XPER SEAT C VERT GOC
MAX = 53.09 at 59.28 MS MIN = -43.00 at 45.84 MS **AXIS 1**



CADDS Version 1.17.00 - 8-Aug-1998
CREATED: 26-FEB-99 17:14:45

Safety Laboratories Department, 610-PL
PLOT PAGE 86

TB3904
SHEET

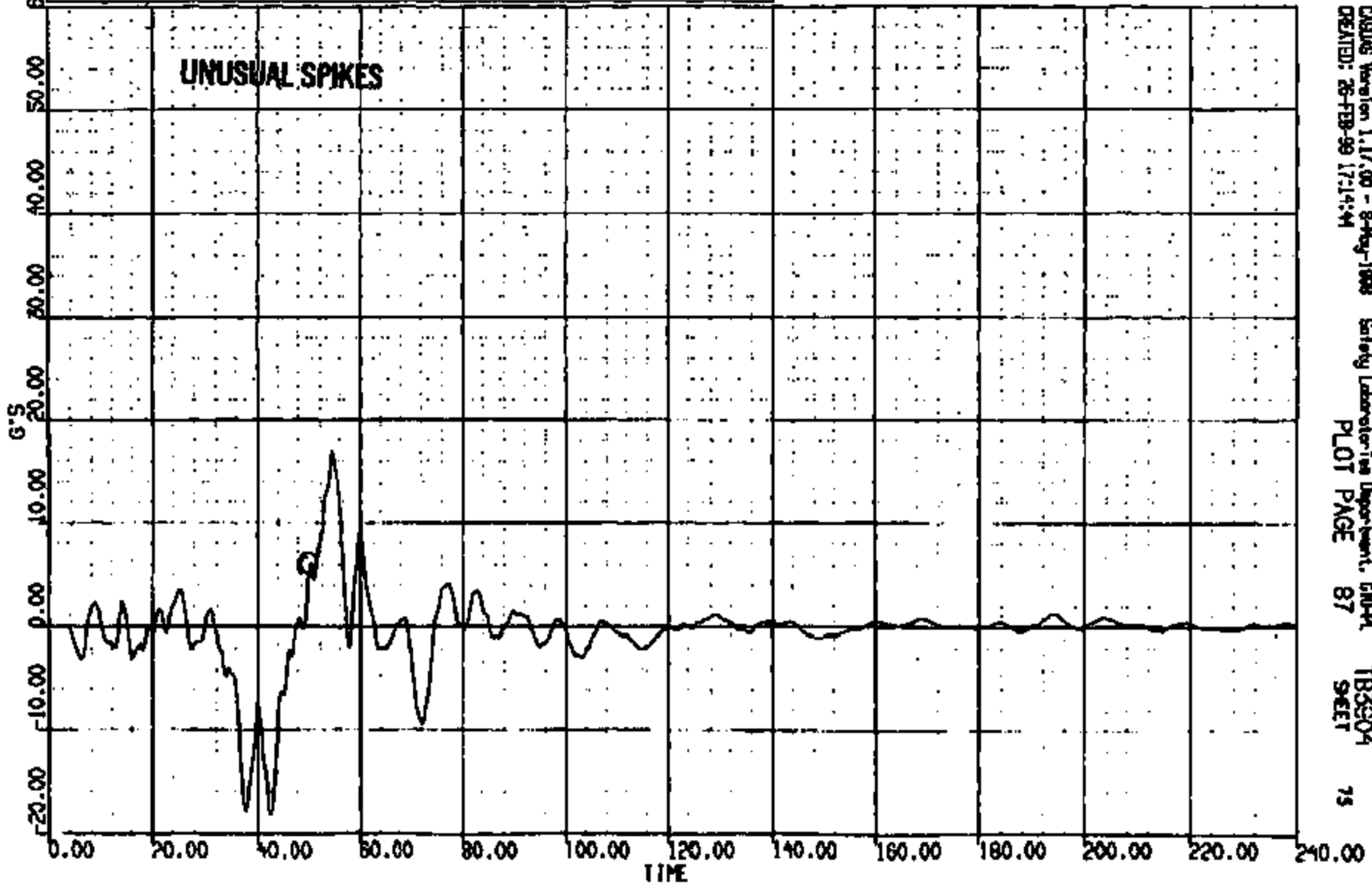
74

CRTS 0011353

CR R: 1155 TO: TB3904 DATE: 990226 16:08:53
2000 D-188

(53) CR11353T L/F FLOOR PIN @ #1 XMR SEAT C LAY 60C
MAX = 16.85 at 51.48 NS MIN = -18.19 at 42.58 NS

AXIS 1

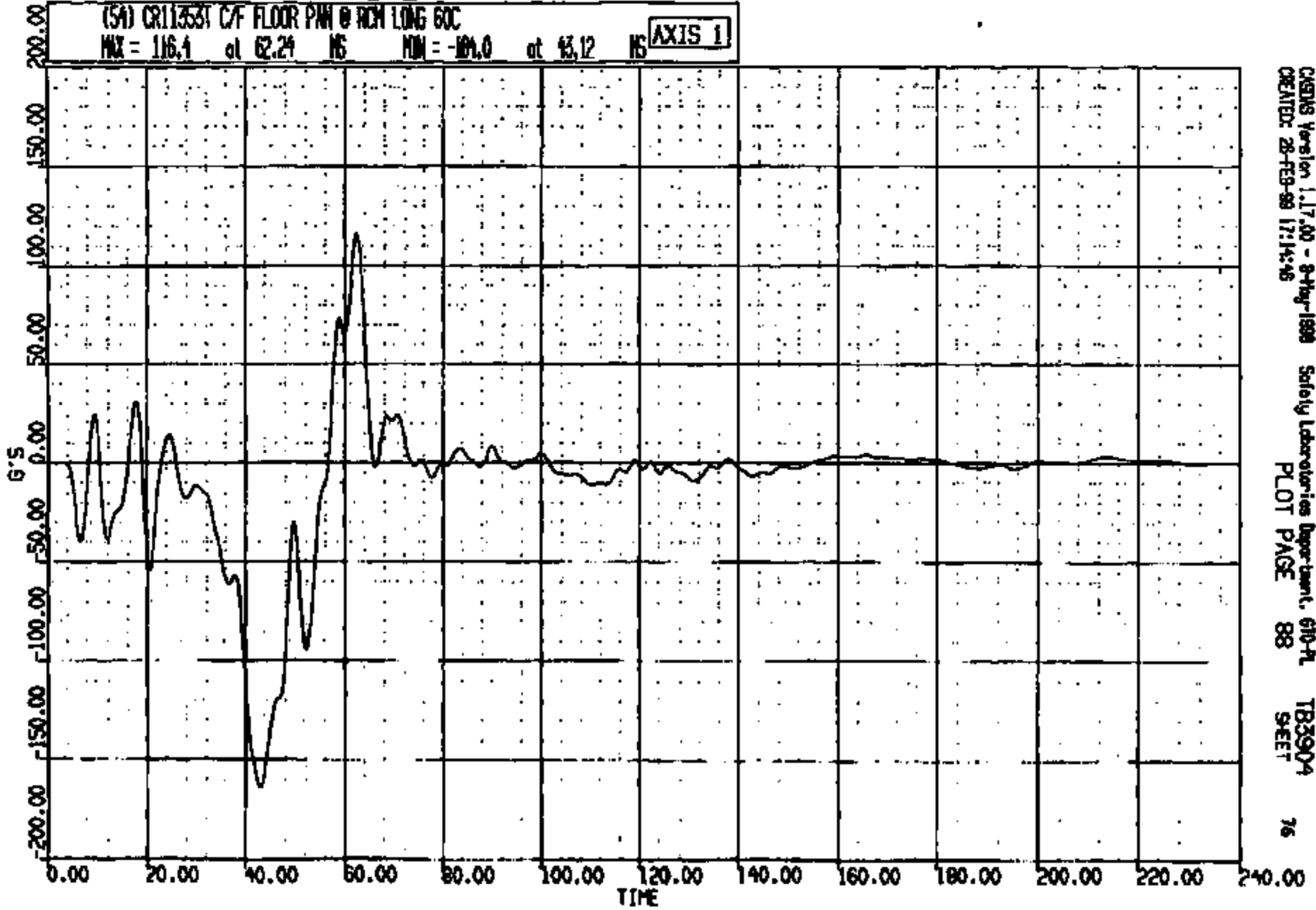


CASDAQ Version 1.17.00 - 8-14-1998 Safety Laboratory Department, DM-PL
CREATED: 26-FEB-99 17:14:44 PLOT PAGE 87 TB3904
75

CRTS 0011353

CR R: 11353 TO: TB3904 DATE: 990226 16:06:53
2000 0-190

(54) CR11353T C/F FLOOR P/W @ RICH LONG 60C
MAX = 116.1 at 62.24 NS MIN = -104.0 at 43.12 NS **AXIS 1**



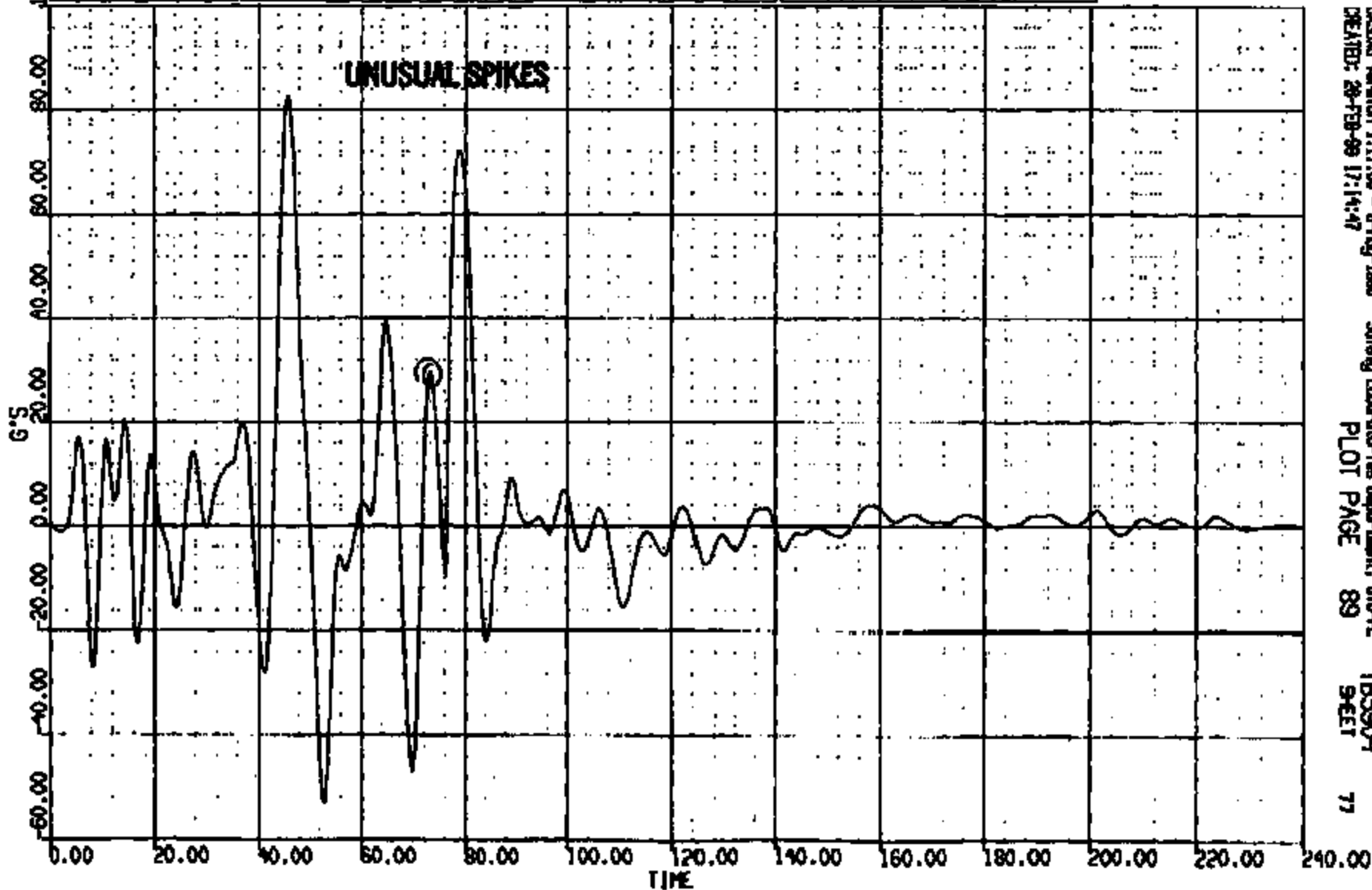
CRS Version 1.17.00 - 8-May-1999 Safety Laboratories Department, 610-PL TB3904
CREATED: 28-FEB-99 17:14:46 PLOT PAGE 88 SHEET 76

CRIS 0011353

CR R: 11353 TO: TB3904 DATE: 990228 16:08:53
2000 D-196

(55) CR113531 C/F FLOOR PAN @ ROY VERT 50C
MAX = 82.53 of 45.76 MS MIN = -52.96 of 52.00 MS **AXIS 1**

ANOMALY KEY:
* - Measured data exceeded full scale
- Measured data 90.0% of full scale
@ - All data < 10.0% of full scale
- 25 percent offset at 100ms



CASIMS Version 1.17.00 - 8-May-1998
CREATED: 28-FEB-99 17:14:47

Safety Laboratory Department, 610-A
PLOT PAGE 89

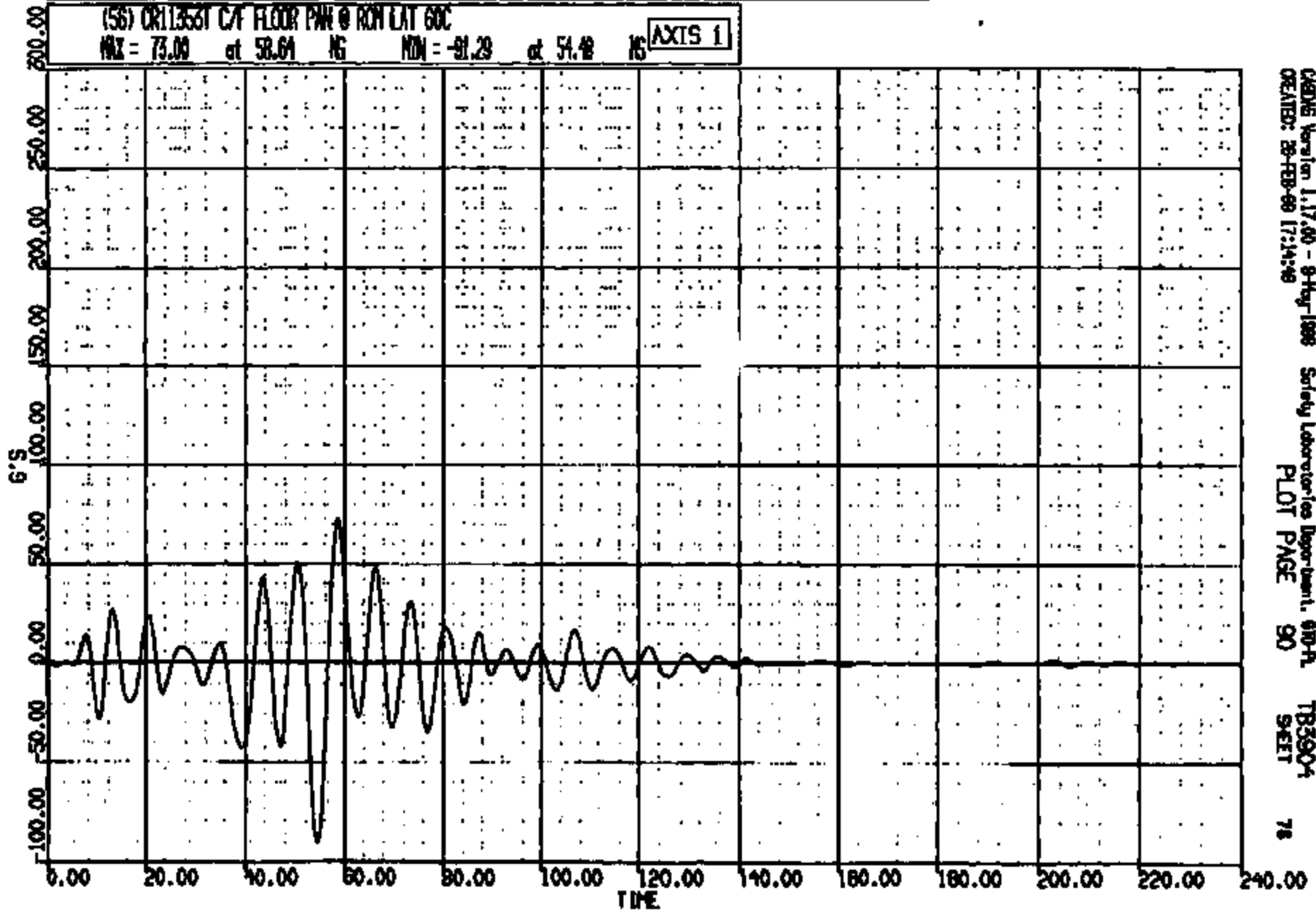
TB3904
94ET

77

CRIS 0011353

CR #: 11353 TO: TB3904 DATE: 090226 18:06:53
2000 D-188

(56) CR11353T C/F FLOOR PAN @ RCH LAT 60C
MAX = 73.00 at 58.61 NS MIN = -91.29 at 54.48 NS AXTS 1



CRS Version 1.17.00 - 9-May-1998 Safety Laboratories Department, 600-A TB3904
CREATED: 26-FEB-99 17:14:49 PLOT PAGE 90 SHEET 78

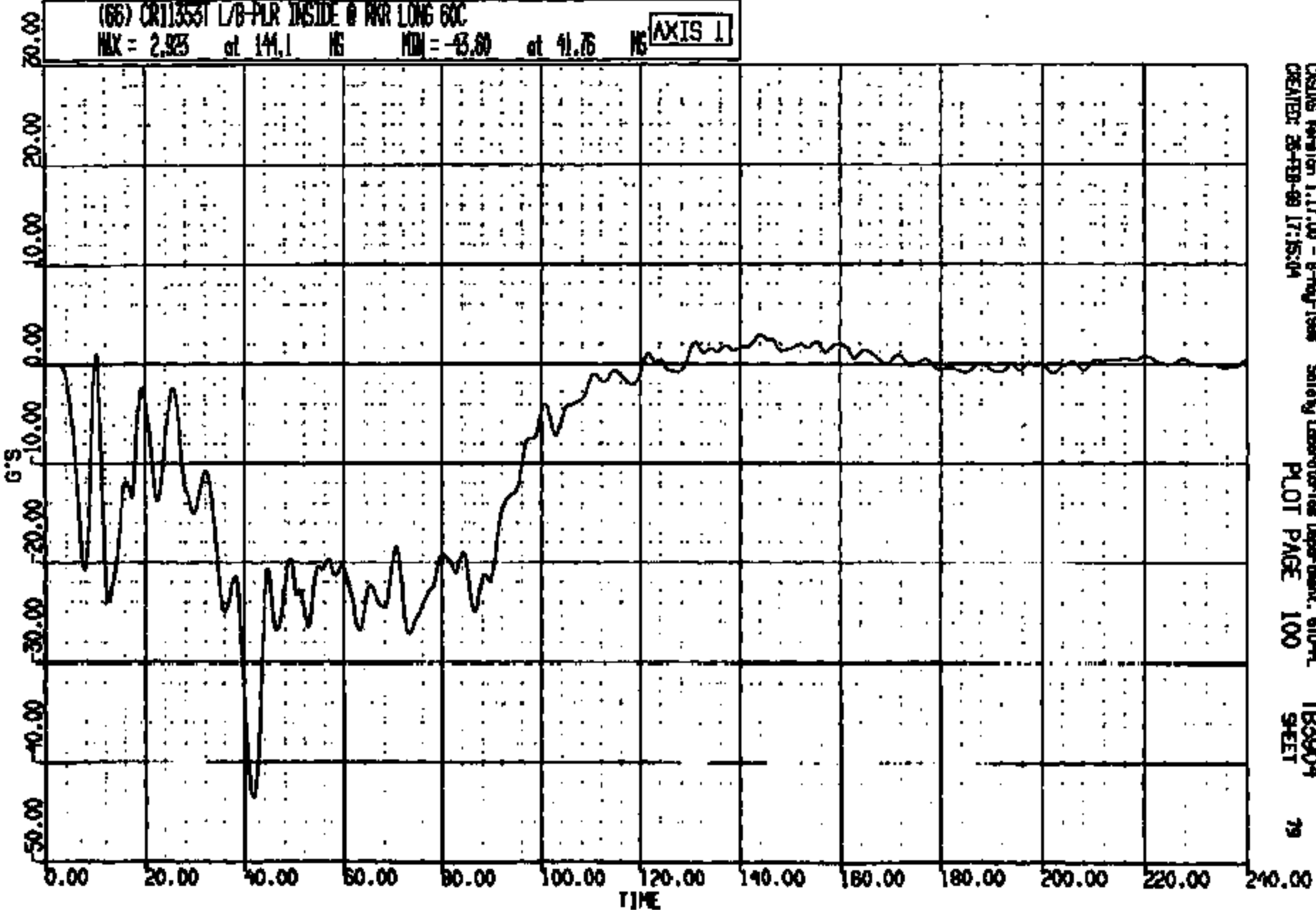
CRS 0011353

CR R: 11353 TO: TB3904 DATE: 990228 18:08:58
2000 D-188

(66) CRT11353T L/B-PLR INSIDE @ NWR LONG 60C

MAX = 2.923 at 141.1 NS MIN = -43.60 at 41.76 NS

AXIS 1



CRSING Version 1.17.00 - 8-Aug-1998
CREATED: 28-FEB-99 17:15:04

Safety Laboratories Department, 610-A
PLOT PAGE 100

TB3904
SHEET

79

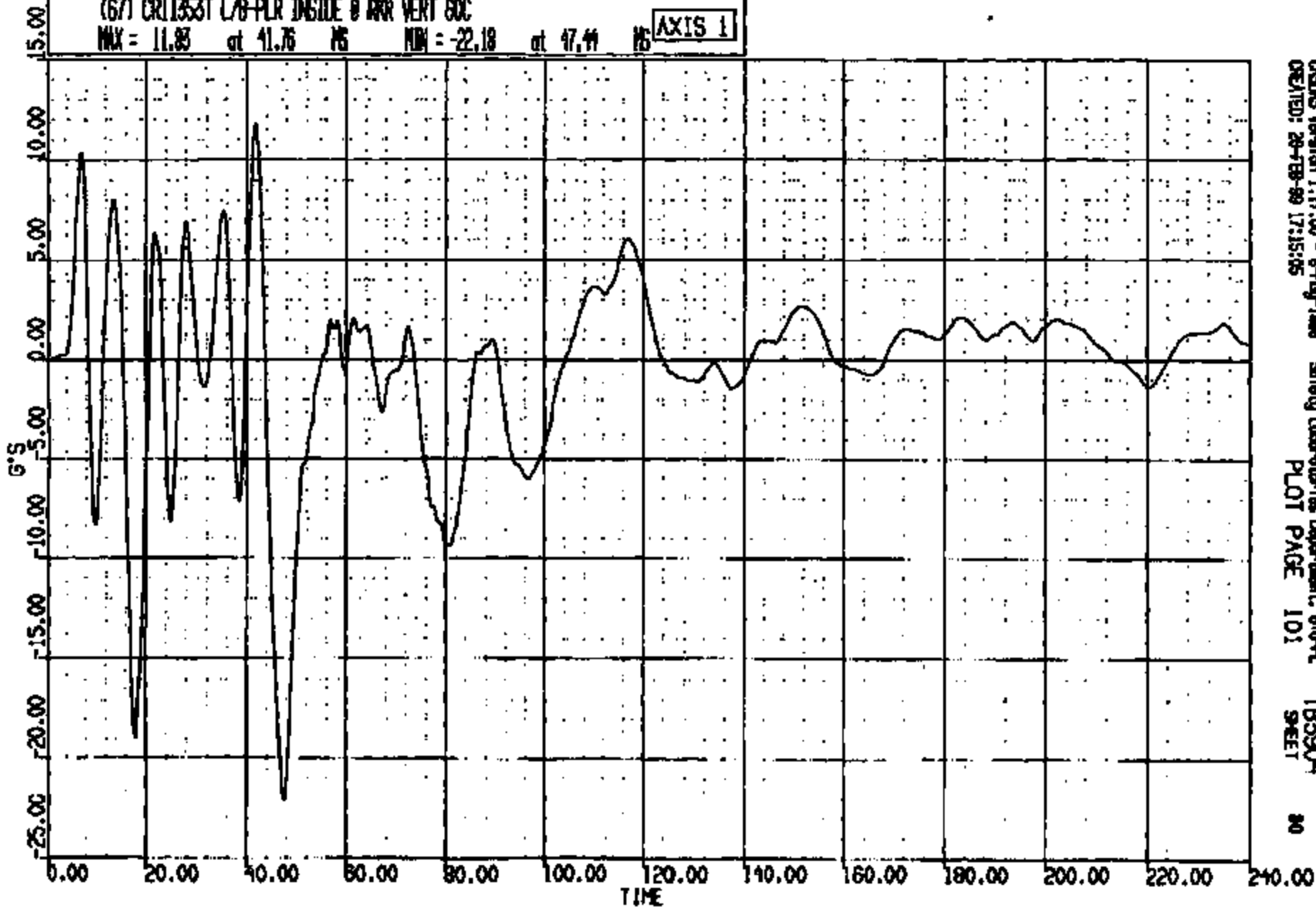
CRTS 0011353

CR R: 11353 TO: TB3904 DATE: 890228 16:08:53
2000 D-188

(67) CR11353T L/B-PLR INSIDE @ ARR VERT 60C

MAX = 11.83 at 41.76 MS MIN = -22.18 at 47.44 MS

AXIS 1



CRSIS Version 1.17.00 - 8-May-1988
CREATED: 28-FEB-89 17:15:05

Safety Laboratories Department, 610-PL
PLOT PAGE 101

TB3904
SHEET

80

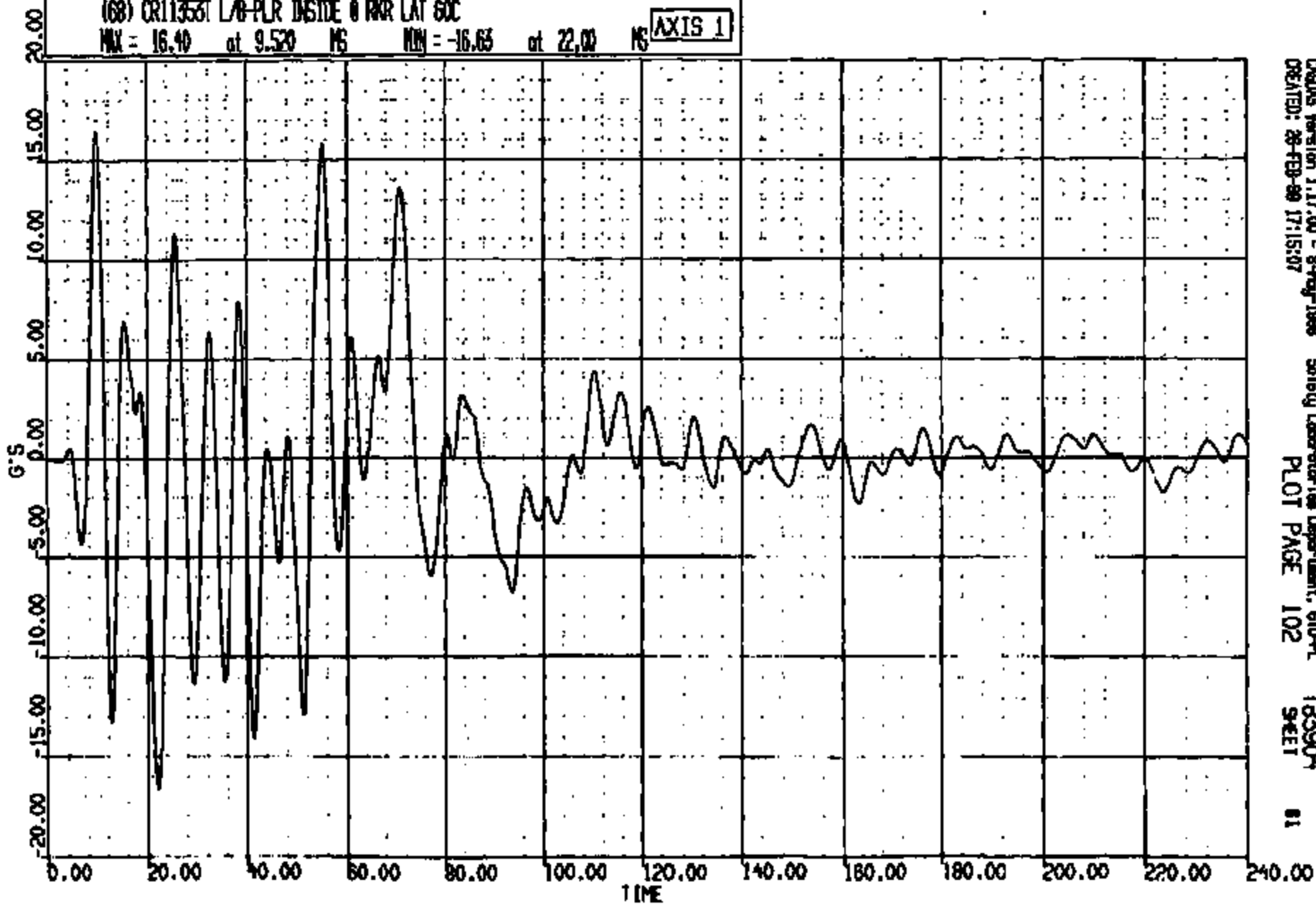
CRIS 0011353

CR R: 11353 TO: T83904 DATE: 990228 18:08:53
2000 D-186

(68) CR11353T L/A-PLR INSIDE @ INR LAT 60C

MAX = 16.40 at 9.520 MS MIN = -16.63 at 22.00 MS

AXIS 1



CADDS Version 1.17.00 - 8-4-98
CREATED: 28-FEB-99 17:15:07

Safety Laboratories Department, 610-A
PLOT PAGE 102

T83904
9-ET

81

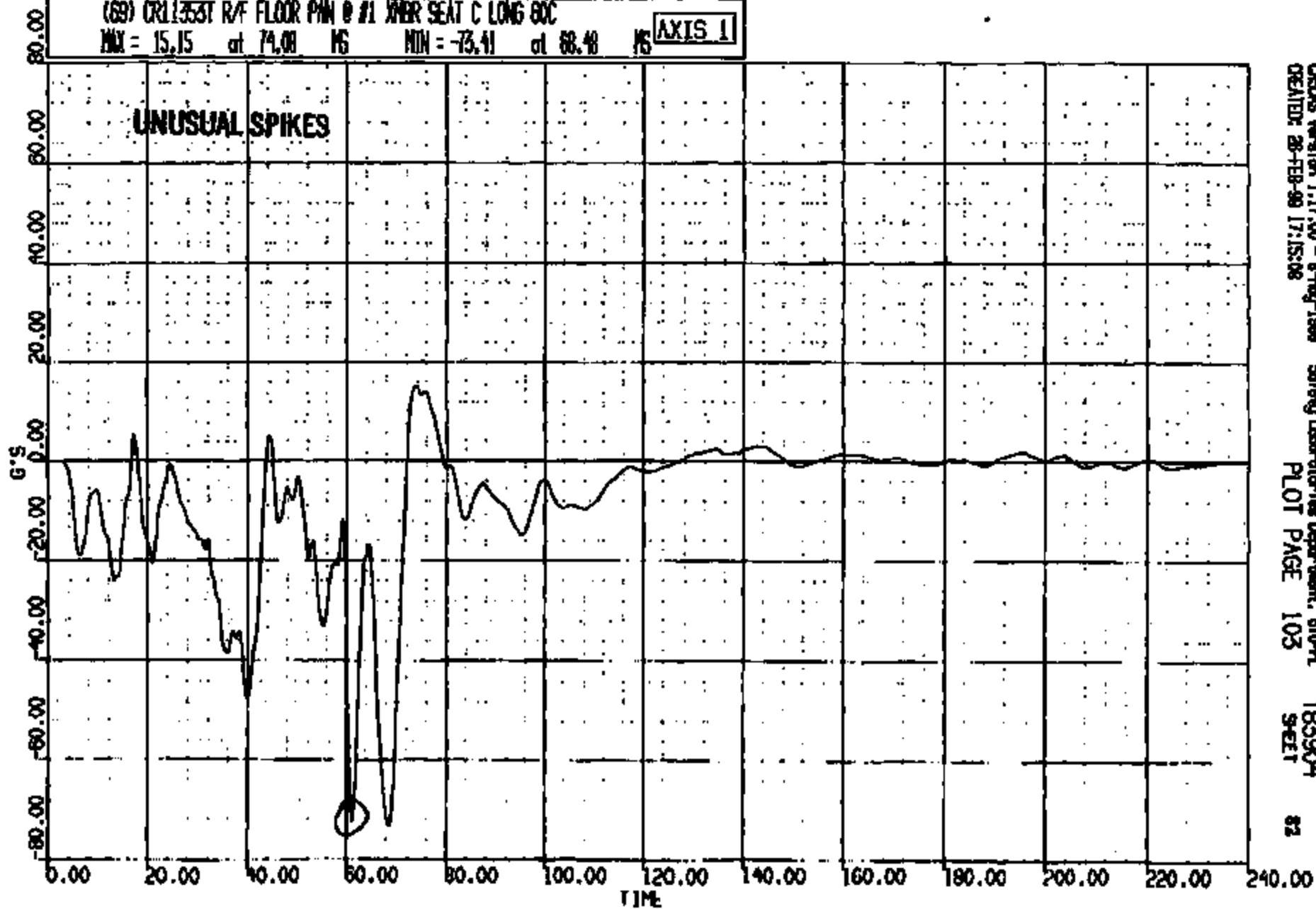
CRIS 0011353

CR R: 11553 TO: T83904 DATE: 990228 18:06:53
2000 D-198

(69) CR11353T R/F FLOOR PIN @ #1 XMR SEAT C LONG 80C

MAX = 15.15 at 74.00 MS MIN = -73.41 at 58.40 MS

AXIS 1



CRSRS Version 1.17.00 - 8-Aug-1999
CREATED: 28-FEB-99 17:15:36

Safety Laboratories Department, 610-PL
PLOT PAGE 103

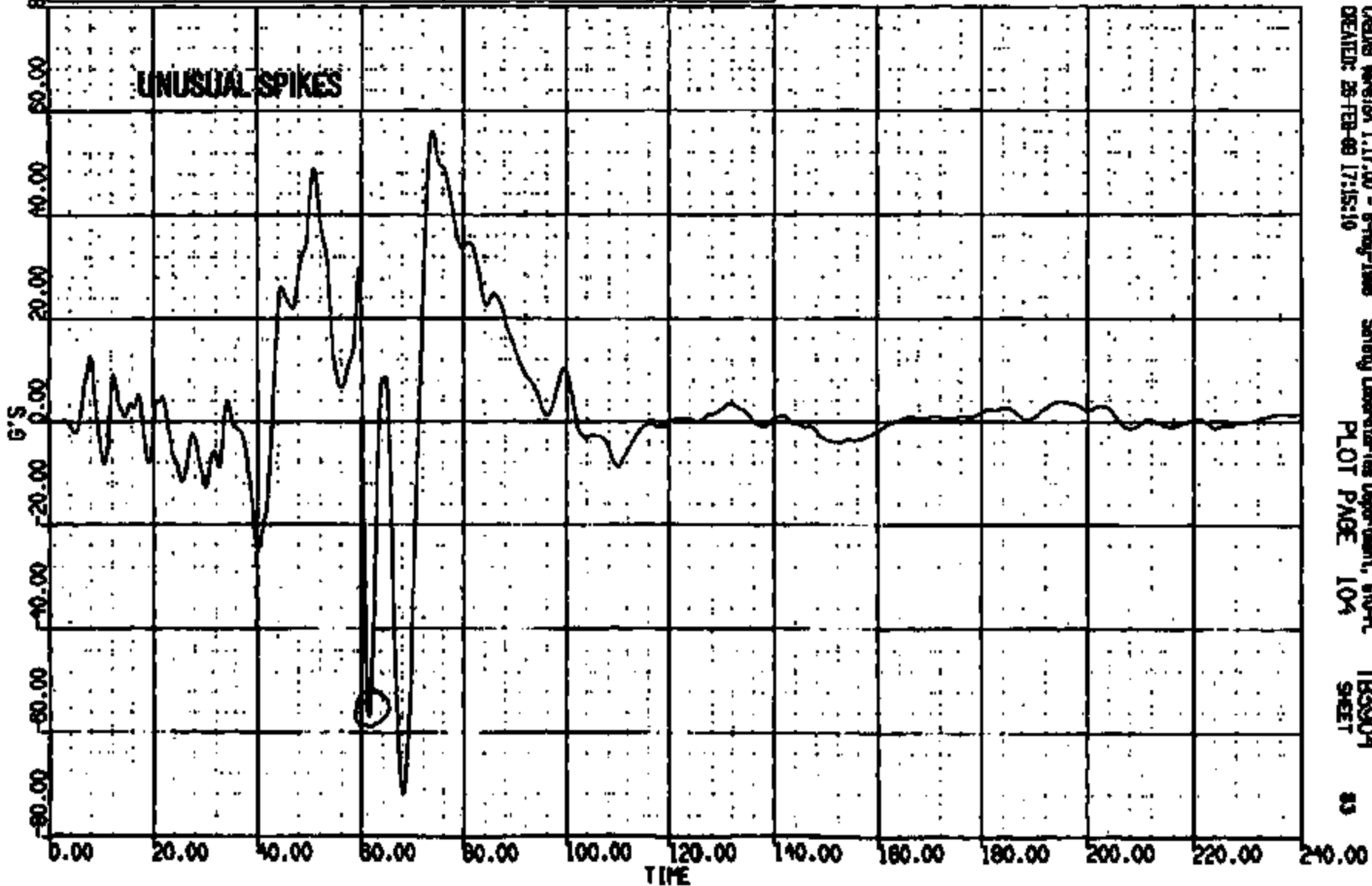
T83904
SHEET

83

CRTS 0011353

CR R: 11353 TO: TB3904 DATE: 990226 18:08:53
2000 D-188

(70) CR113531 R/F FLOOR PAN @ #1 WMR SEAT C VERT GAC
MAX = 55.97 at 73.92 MS MIN = -72.15 at 68.00 MS **AXIS 1**



CR113531 1.17.00 - 8-Feb-1999 Safety Laboratories Department, ETO-PL TB3904
CREATED: 26-FEB-99 17:15:10 PLOT PAGE 104 SHEET 83

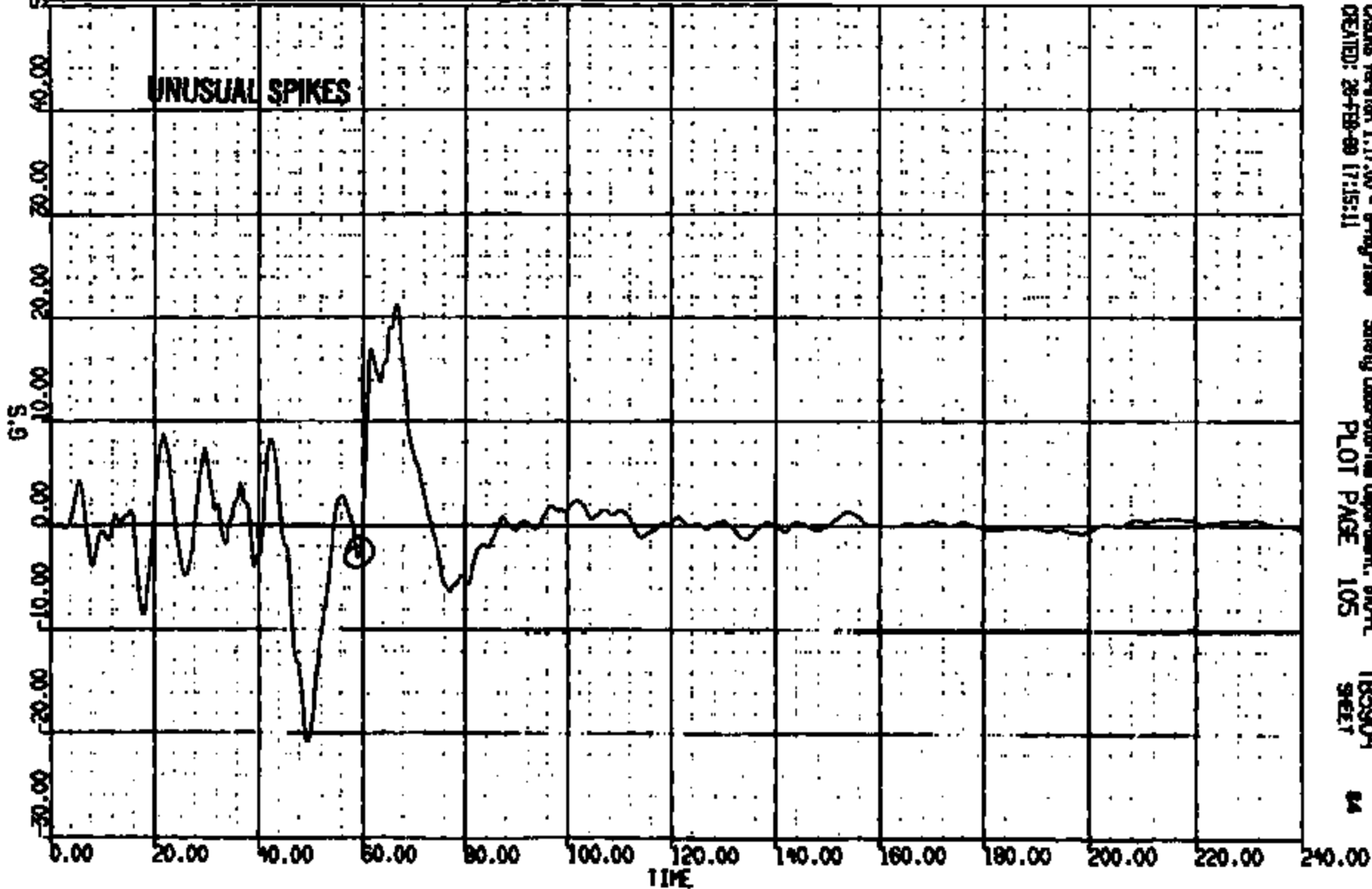
CR113531

CR R: 11353 TO: TB3904 DATE: 990228 18:08:53
3000 D-108

(71) CR11353T RVF FLOOR PHN @ #1 NBR SEAT C LAT 60C

MAX = 21.21 at 66.72 NS MIN = -20.99 at 49.52 NS

AXIS 1



CRS08 Version 1.17.00 - 8-May-1999
CREATED: 28-FEB-99 17:15:11

Safety Laboratories Department, 610-A
PLOT PAGE 105

TB3904
SHEET

14

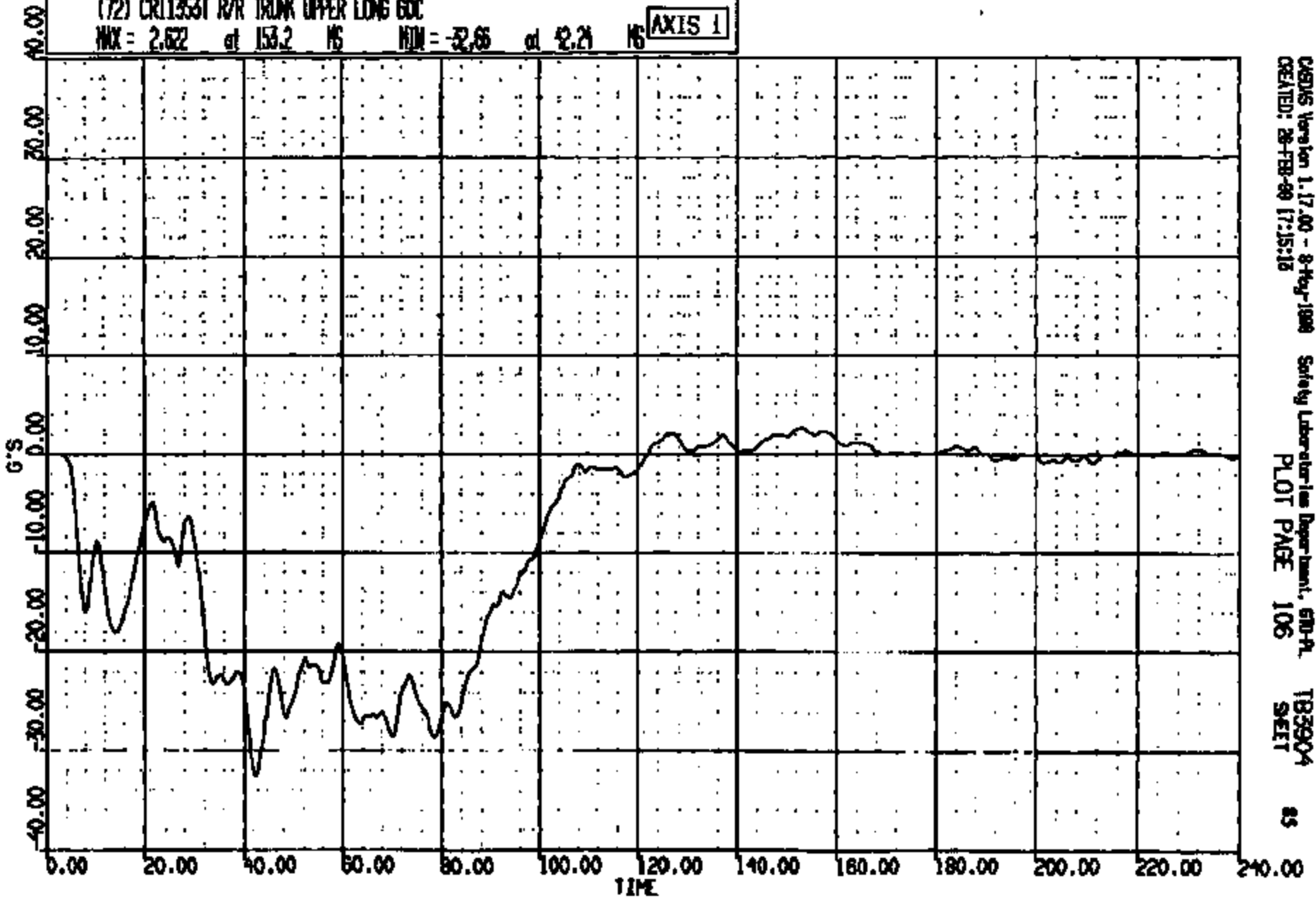
CRIS 0011353

CR R: 11353 TO: T83904 DATE: 090226 18:08:53
2000 D-188

(72) CRT1353T R/R TRUNK UPPER LONG GDC

MAX = 2.622 at 153.2 MS MIN = -3.65 at 42.21 MS

AXIS 1



CRONUS Version 1.17.00 - 8-May-1998
CREATED: 28-FEB-89 17:15:18

Safety Laboratories Department, 5th Fl.
PLOT PAGE 106

T83904
SHEET

85

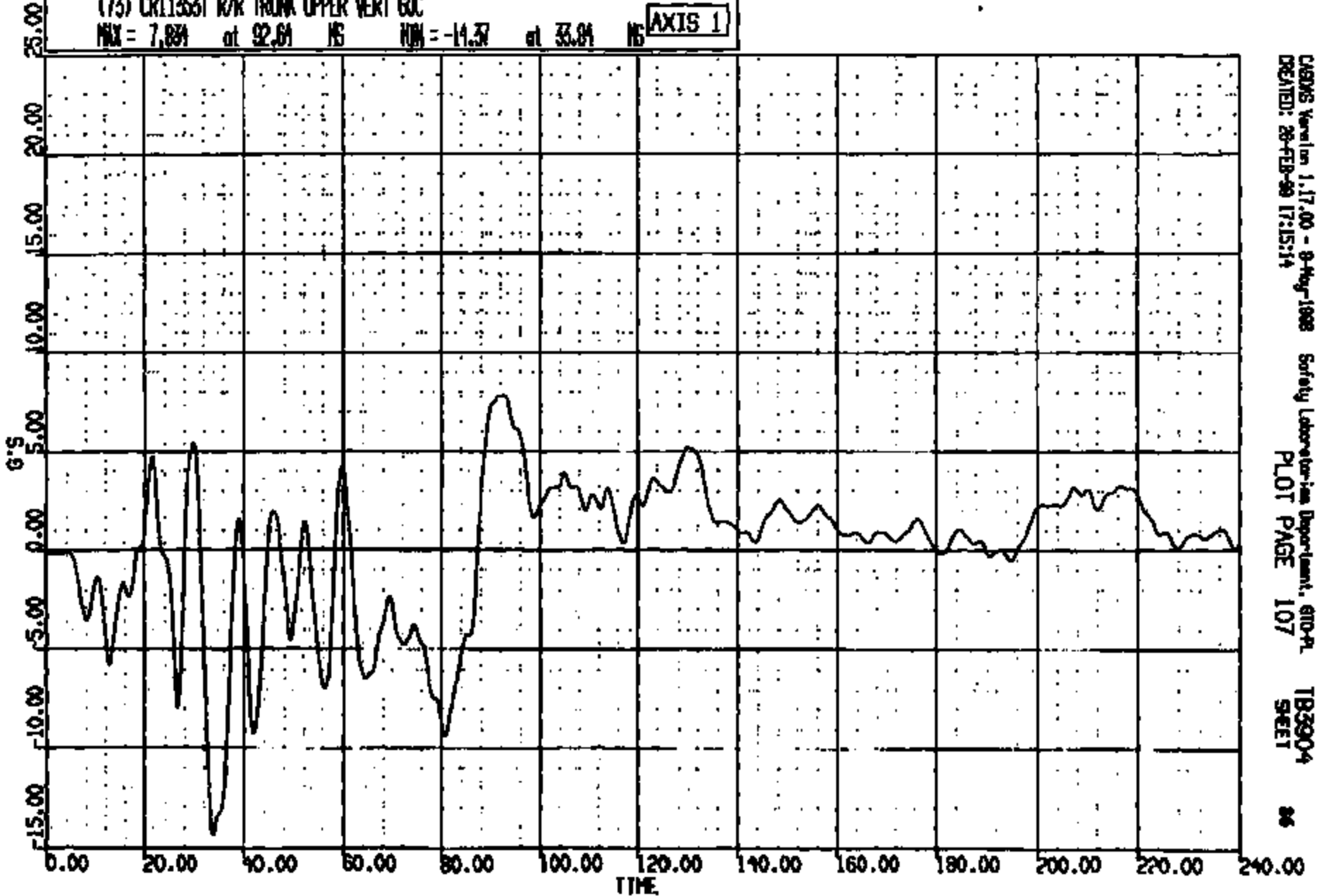
CRTS 0011353

CR R: 11558 TO: TB3904 DATE: 890226 16:06:53
2000 0-188

(73) CR113531 R/R TRUNK UPPER VERT GOC

MAX = 7.884 at 92.64 MS MIN = -14.37 at 33.84 MS

AXIS 1



CRAMS Version 1.17.00 - 8-Aug-1988
CREATED: 28-FEB-89 17:15:14

Safety Laboratory Department, SMD-PL
PLOT PAGE 107

TB3904
SHEET

86

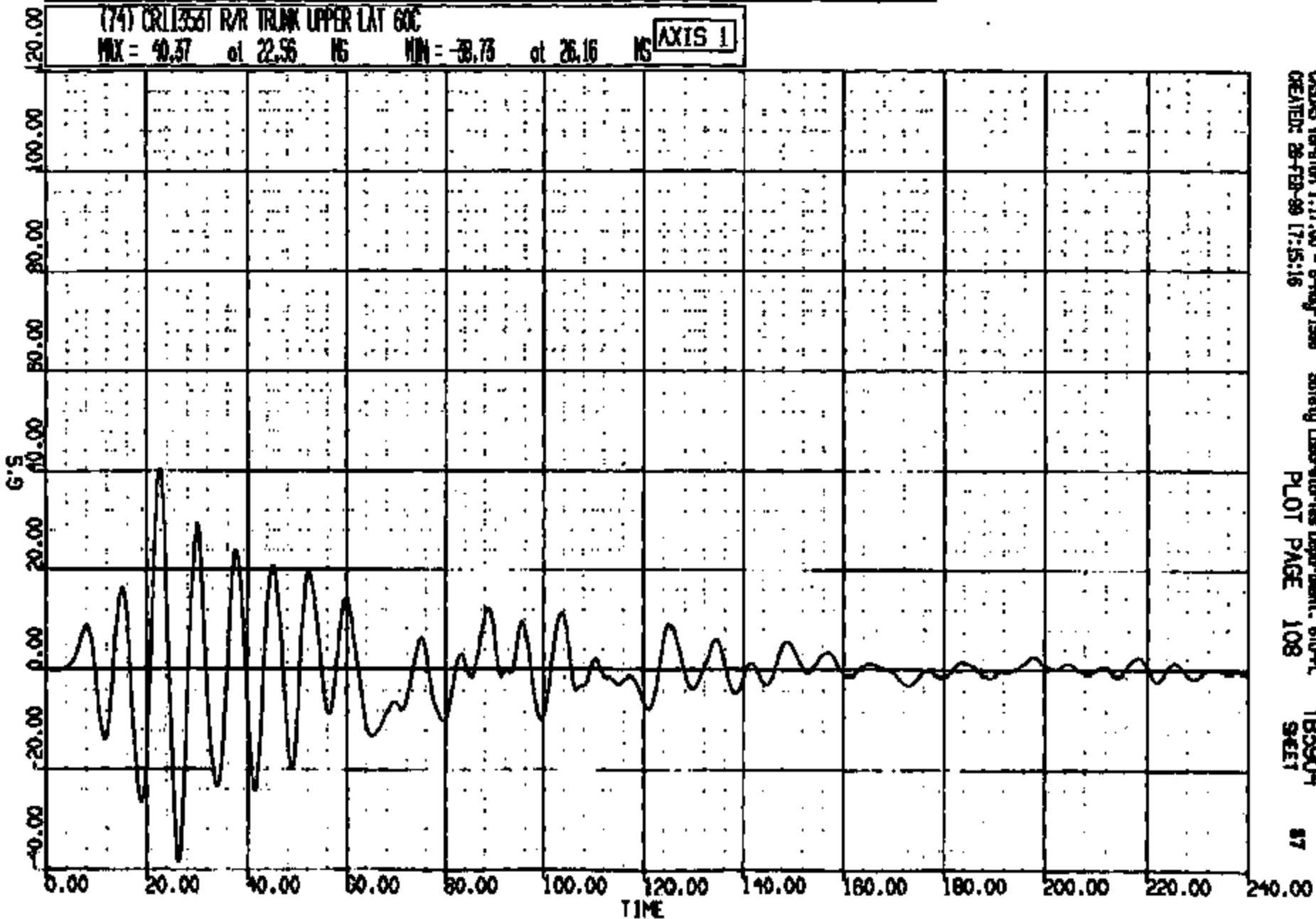
CRIS 0011353

CR R: 11553 TO: TB3904 DATE: 890228 18:08:53
3000 D-198

(74) CR11353T R/R TRUNK UPPER LAT 60C

MAX = 40.37 at 22.56 NS MIN = -38.73 at 26.16 NS

AXIS 1



CRS016 Version 1.17.00 - 8-May-1988
CREATED: 28-FEB-89 17:55:16

Safety Laboratories Department, 610-PL
PLOT PAGE 108

TB3904
SHEET

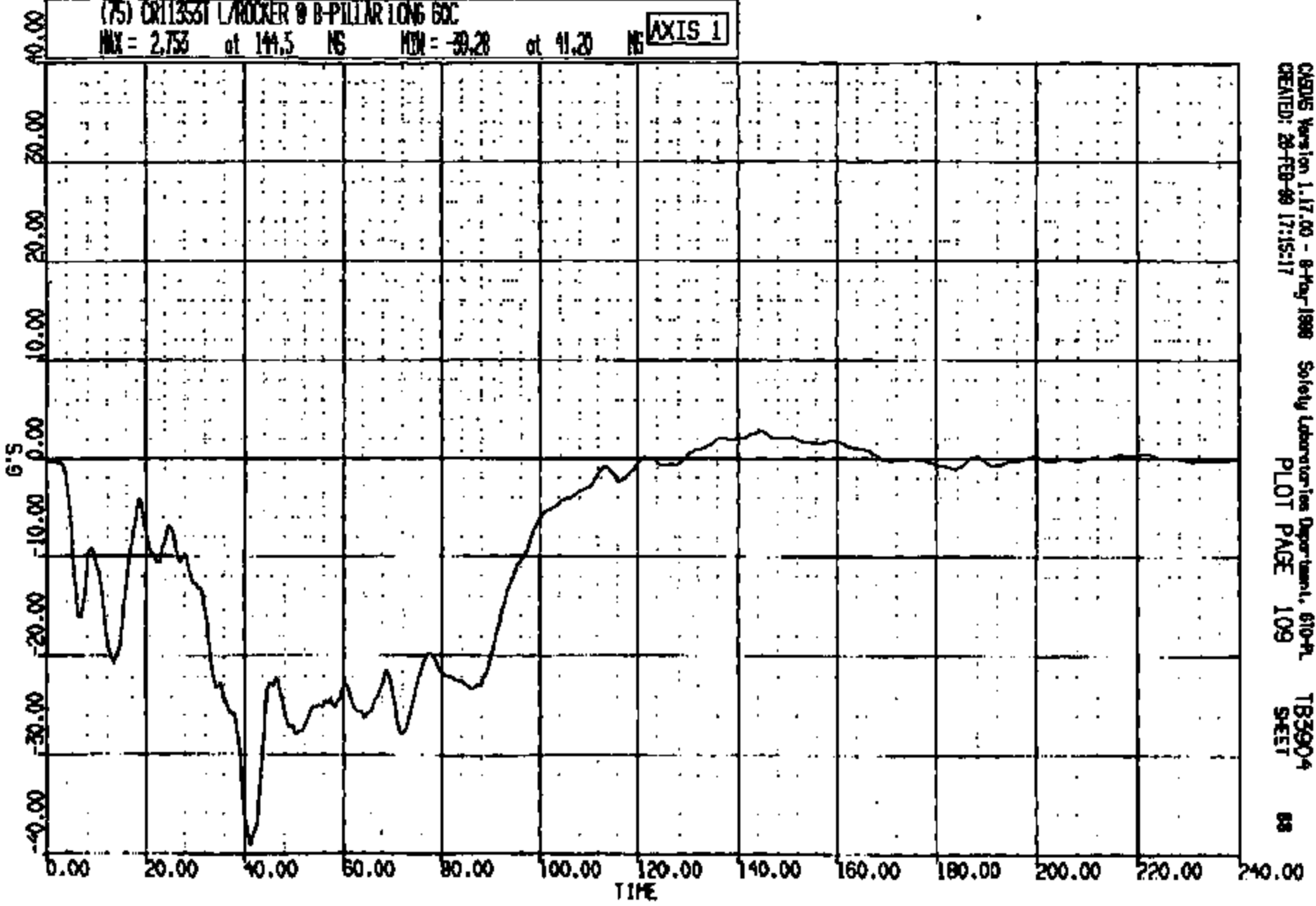
87

CRIS 0011353

CR R: 11555 TO: TB5904 DATE: 890226 18:05:53
2000 D-186

(75) CR113531 L/ROCKER @ B-PILLAR LONG 60C
MAX = 2.753 at 144.5 NS MIN = -39.28 at 41.20 NS

AXIS 1



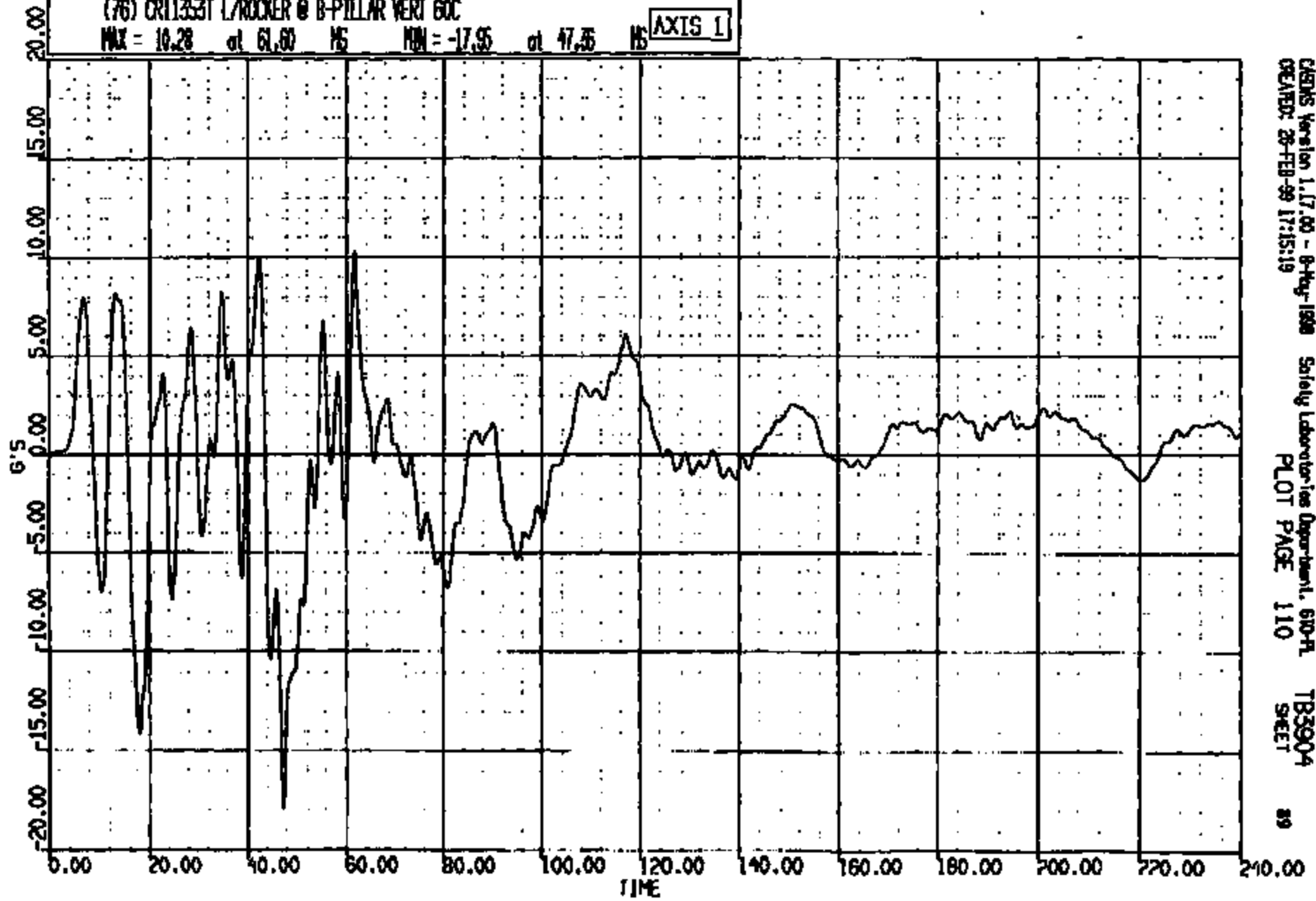
CRSUS Version 1.17.00 - 8-May-1988 Safety Laboratories Department, 610-PL TB5904
CREATED: 26-FEB-89 17:15:17 PLOT PAGE 109 SHEET 88

CRIS 0011353

CR R: 11353 TO: TB3904 DATE: 890228 18:08:53
2000 0-188

(76) CR11353T L/ROCKER @ B-PILLAR VERT 60C
MAX = 10.28 at 61.60 HS MIN = -17.95 at 47.35 HS

AXIS 1



CRS Version 1.17.00 - 8-May-1988 Safety Laboratories Department, 610-PL
CREATED: 28-FEB-89 17:15:19 PLOT PAGE 110 TB3904
SHEET 89

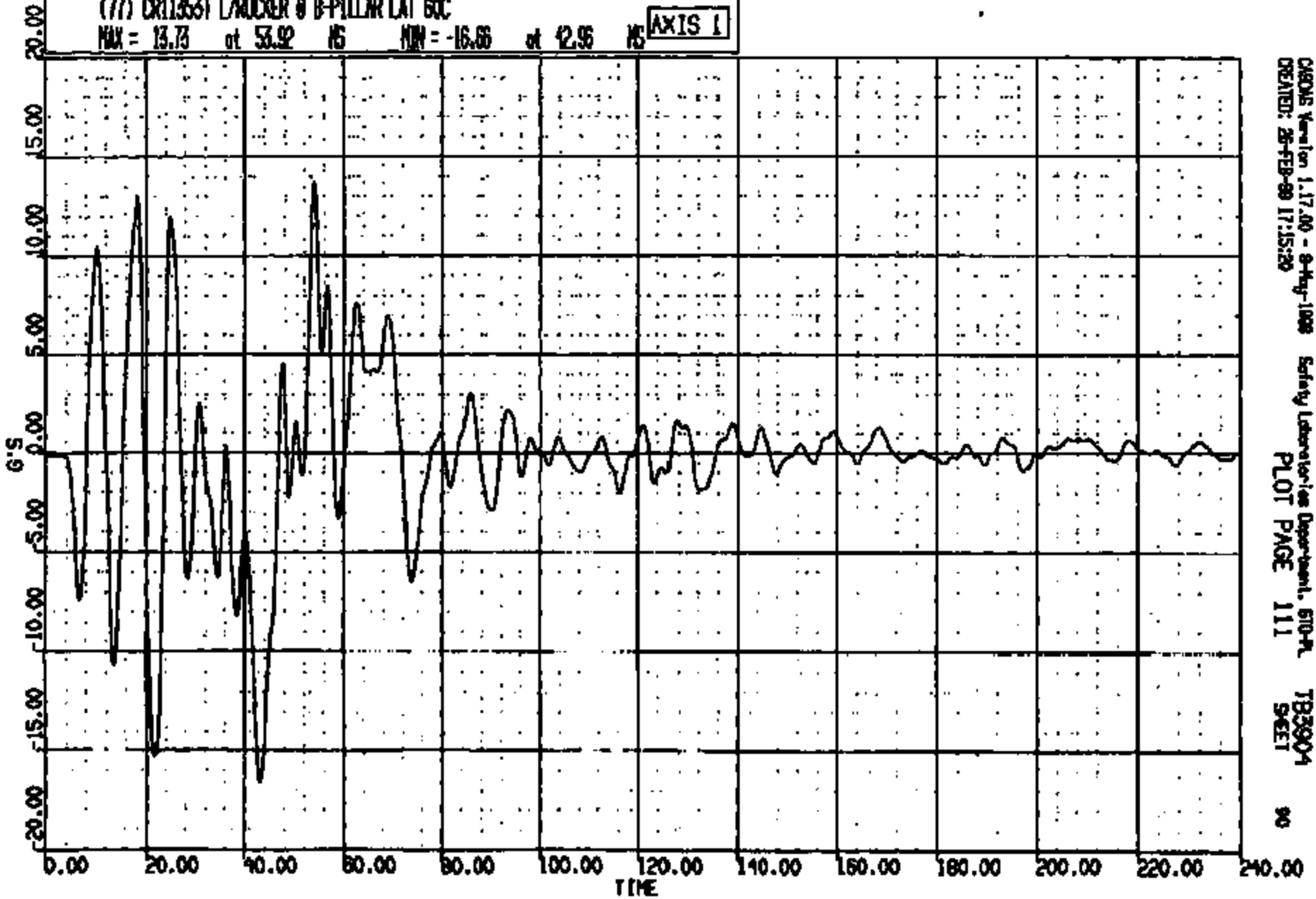
CRIS 0011353

CR R: 11353 TO: T83904 DATE: 880228 16:06:53
8000 D-188

(77) CR11353T L/ROCKER @ D-PILLAR LAT 60C

MAX = 13.73 at 53.92 MS MIN = -16.66 at 12.95 MS

AXIS 1



CRS01S Version 1.17.00 - 8-Aug-1988
CREATED: 28-FEB-89 17:15:20

Safety Laboratories Department, 610-PL
PLOT PAGE 111

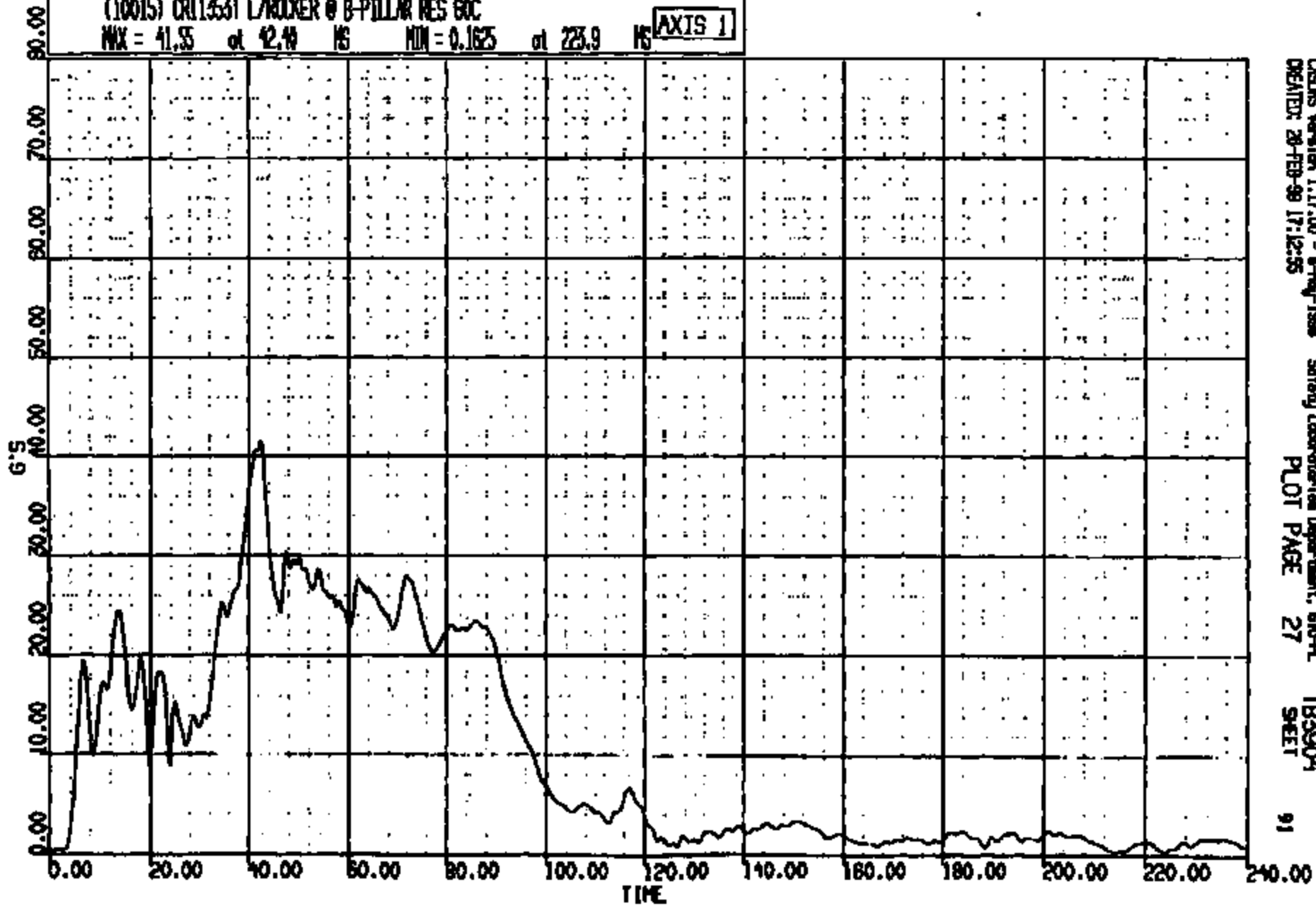
T83904
SECT

90

CRIS 0011353

CR R: 11353 TO: TB3904 DATE: 990228 18:08:53
2000 0-188

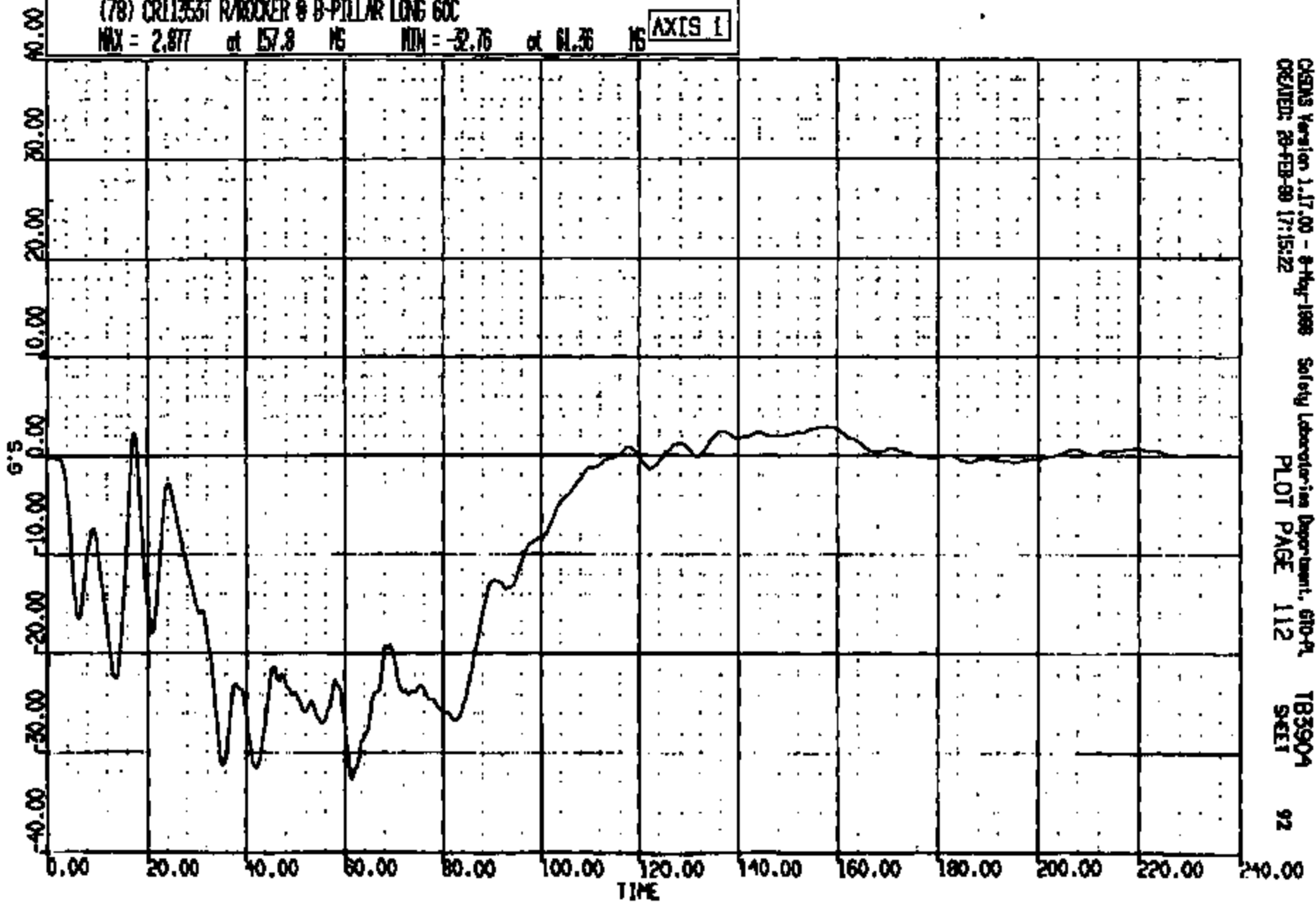
(10015) CR11353T L/ROCKER @ B-PILLAR RES GOC
MAX = 41.35 at 42.49 MS MIN = 0.1625 at 223.9 MS **AXIS 1**



CRIS 0011353

CR R: 1155 TO: TB3904 DATE: 990228 18:06:53
2000 D-168

(78) CR113531 R/ROCKER @ B-PILLAR LONG 60C
MAX = 2.877 at 157.8 MS MIN = -32.76 at 61.36 MS **AXIS 1**



CRMS Version 1.17.00 - 8-May-1998 Safety Laboratories Department, 610-A
CREATED: 28-FEB-99 17:15:22 PLOT PAGE 112 TB3904
92

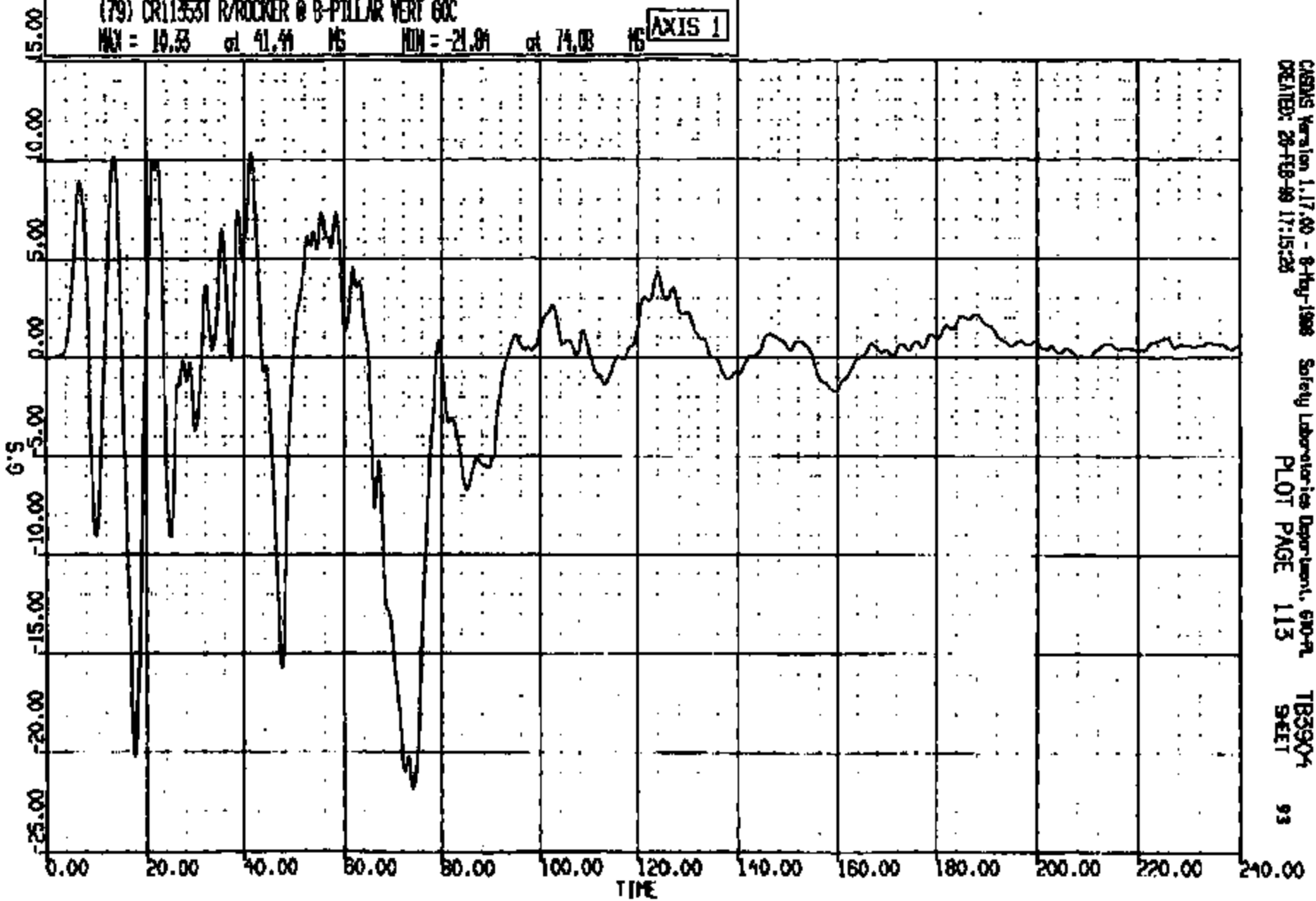
CR113531

CR R: 11353 TO: TB3904 DATE: 000226 10:08:53
2000 D-198

(79) CR113531 R/ROCKER @ B-PILLAR VERT GXC

MAX = 10.33 at 41.44 MS MIN = -21.04 at 74.08 MS

AXIS 1



CASMS Version 1.17.00 - 8-May-1998
CREATED: 20-FEB-99 17:15:28

Safety Laboratories Department, 610-PL
PLOT PAGE 113

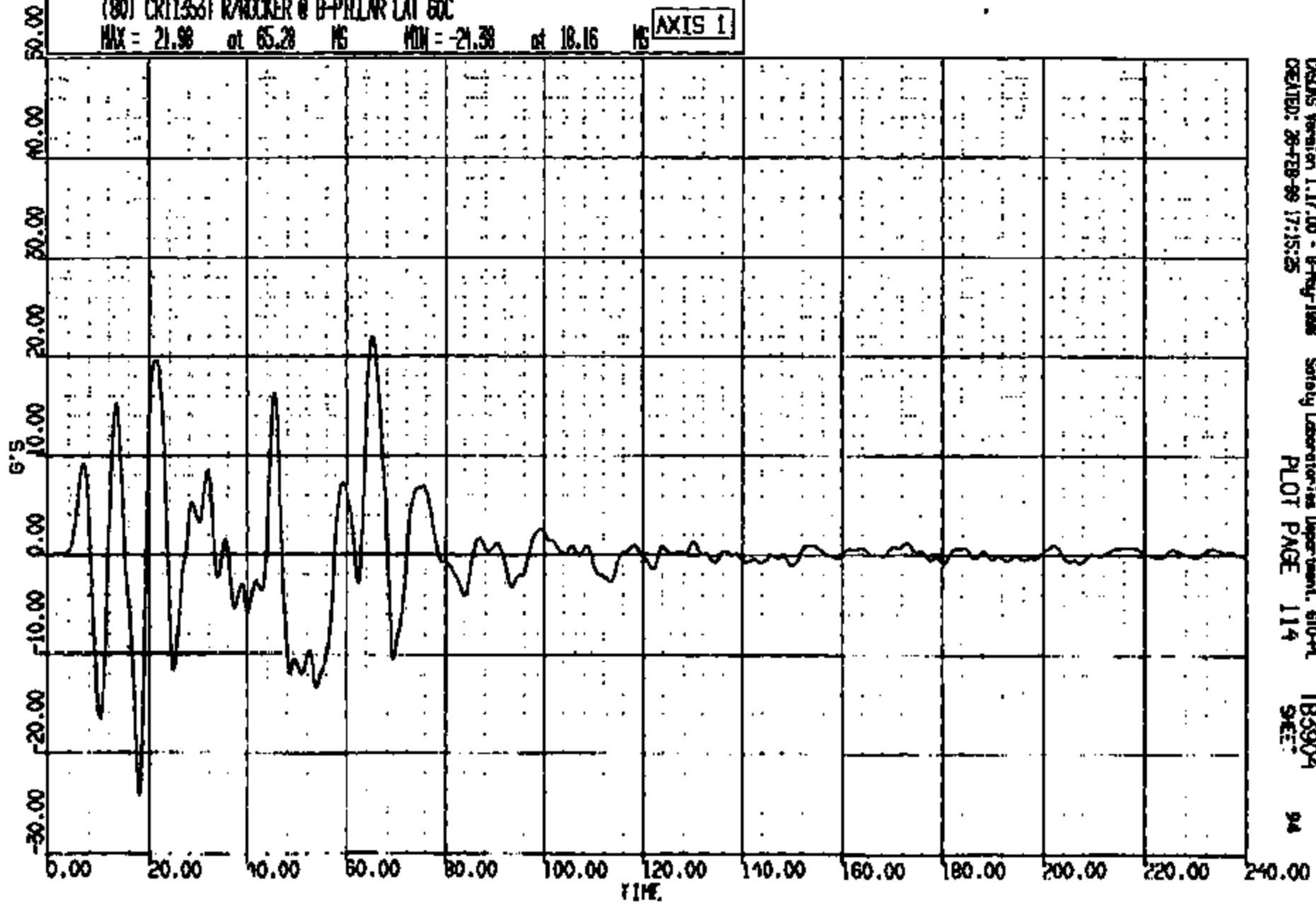
TB3904
SHEET

93

CRTS 0011353

CR R: 11353 TO: TB3904 DATE: 990228 16:06:53
2000 D-198

(80) CR11353F R/ROCKER @ B-PRLAR LAT 60C
MAX = 21.98 at 65.28 MS MIN = -21.38 at 18.16 MS **AXIS 1**

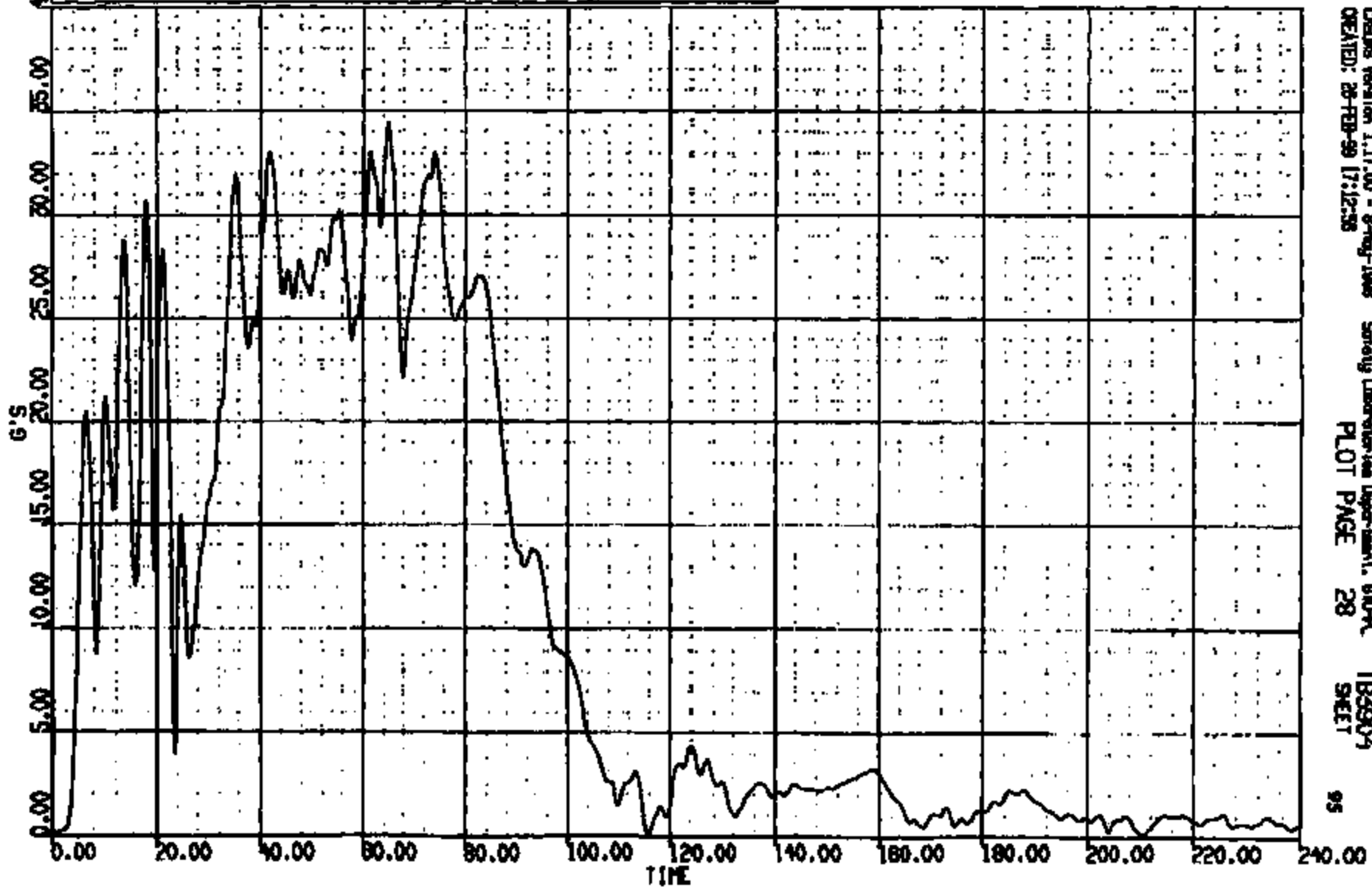


OSGMS Version 1.17.00 - 8-May-1998 Safety Laboratory:iss Department, 610-PL TB3904
CREATED: 28-FEB-99 17:15:25 PLOT PAGE 114 SHEET 94

CRTS 0011353

CR R: 11355 TO: TB3904 DATE: 890228 16:08:33
2000 D-188

(10016) CR11353T HARROKER @ B-PILAR RES GOC
MAX = 31.38 at 61.96 NS MIN = 0.8938E-01 at 210.6 NS **AXIS 1**

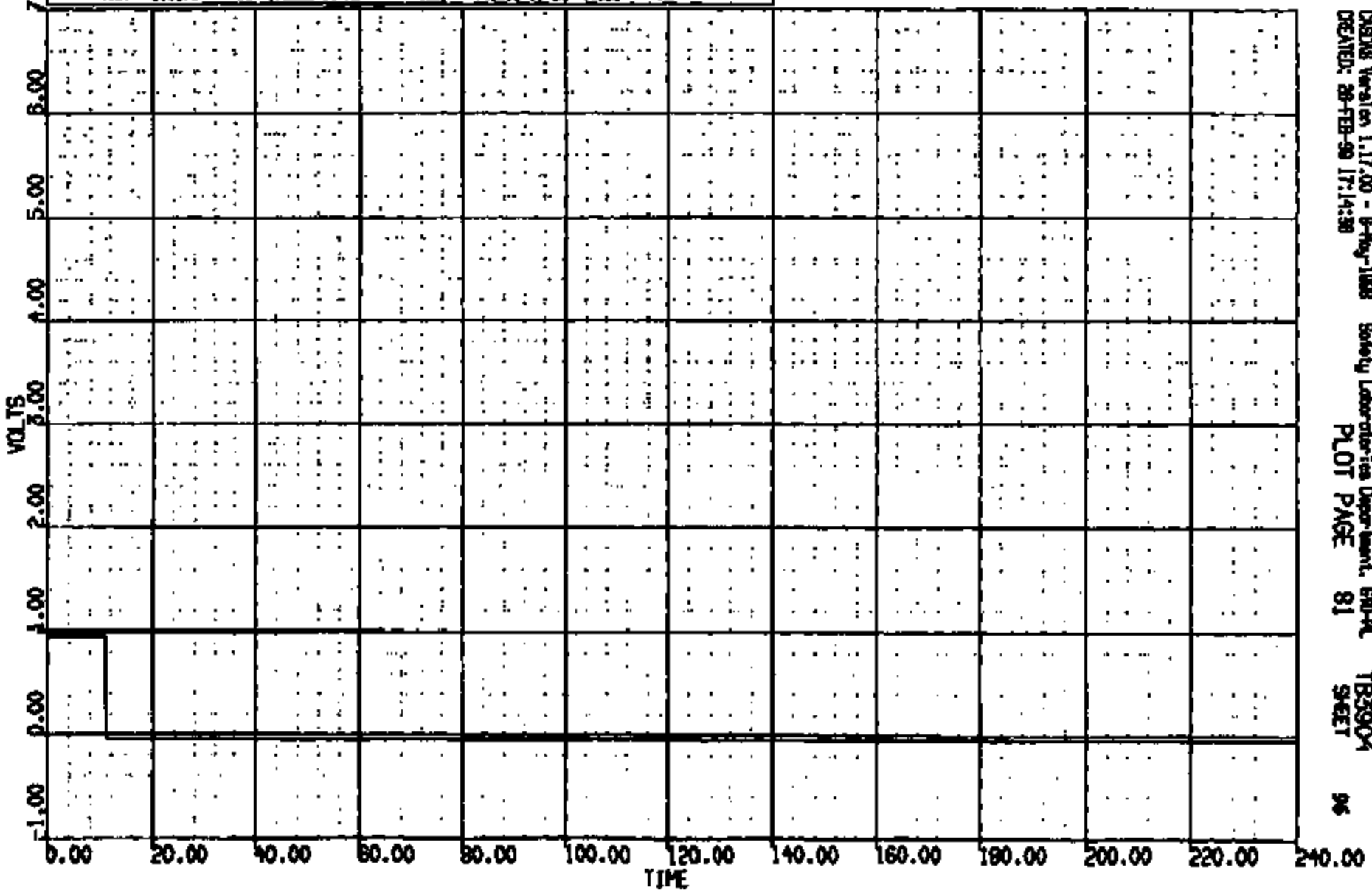


CREWS Version 1.17.00 - 8-Aug-1988 Safety Laboratory Department, 610-A, TB3904
CREATED: 28-FEB-99 17:12:38 PLOT PAGE 28 SHEET 95

CRTS 0011353

CR R: 11355 TO: TB3904 DATE: 990220 18:08:58
2000 0-188

(47) CR113551 ALTERNATE T-ZERO SM 400C
MAX = 0.4570 at -.7625E-05 MS MIN = -.495E-01 at 11.20 MS **AXIS 1**



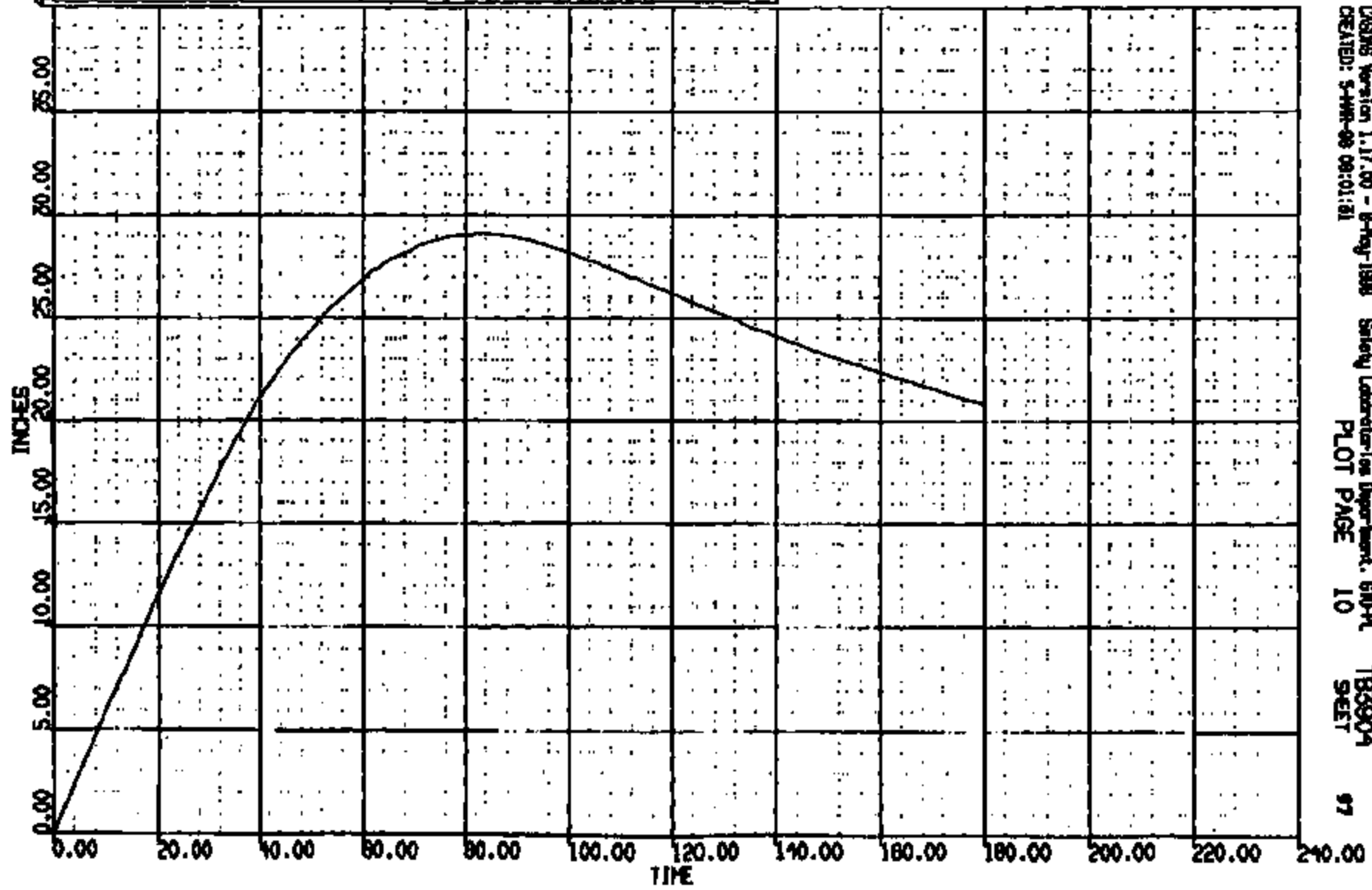
CR3218 Version 1.17.00 - 9-May-1998 Safety Laboratories Department, ERD-PL TB3904
CREATED: 28-FEB-99 17:14:30 PLOT PAGE 81 SHEET 96

CRTS 0011353

CR R: 11353 TD: T83904 DATE: 890228 18:08:58
2000 D-188

(0) CR11353 L WVR AT B PLR WRT L END REF LONG DISP
MAX = 29.15 at 81.00 MS MIN = 0.000E+00 at 0.000E+00 MS

AXIS 1

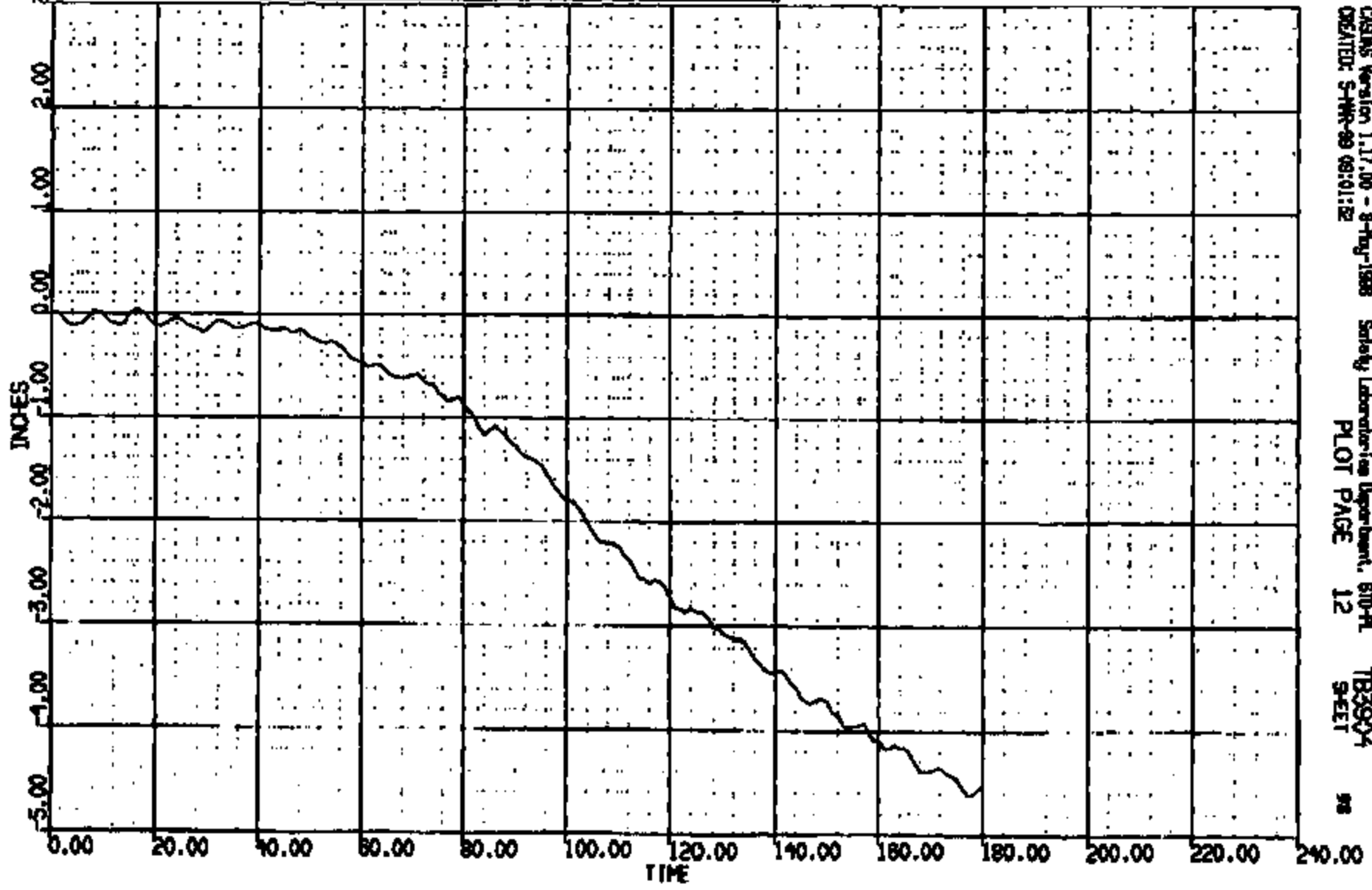


CRSING Version 1.17.00 - 8-May-1988 Safety Laboratories Department, 670-PL T83904
CREATED: 5-MAR-89 09:01:81 PLOT PAGE 10 SHEET 97

CRIS 0011353

CR R: 11353 TO: TB3904 DATE: 990226 16:06:55
R000 D-188

(0) CR11353 L WGR AT B PLR WRT L GND REF VERT DISP
MAX = 0.3900E-01 at 16.00 PG MIN = -4.617 at 177.0 PG **AXIS 1**



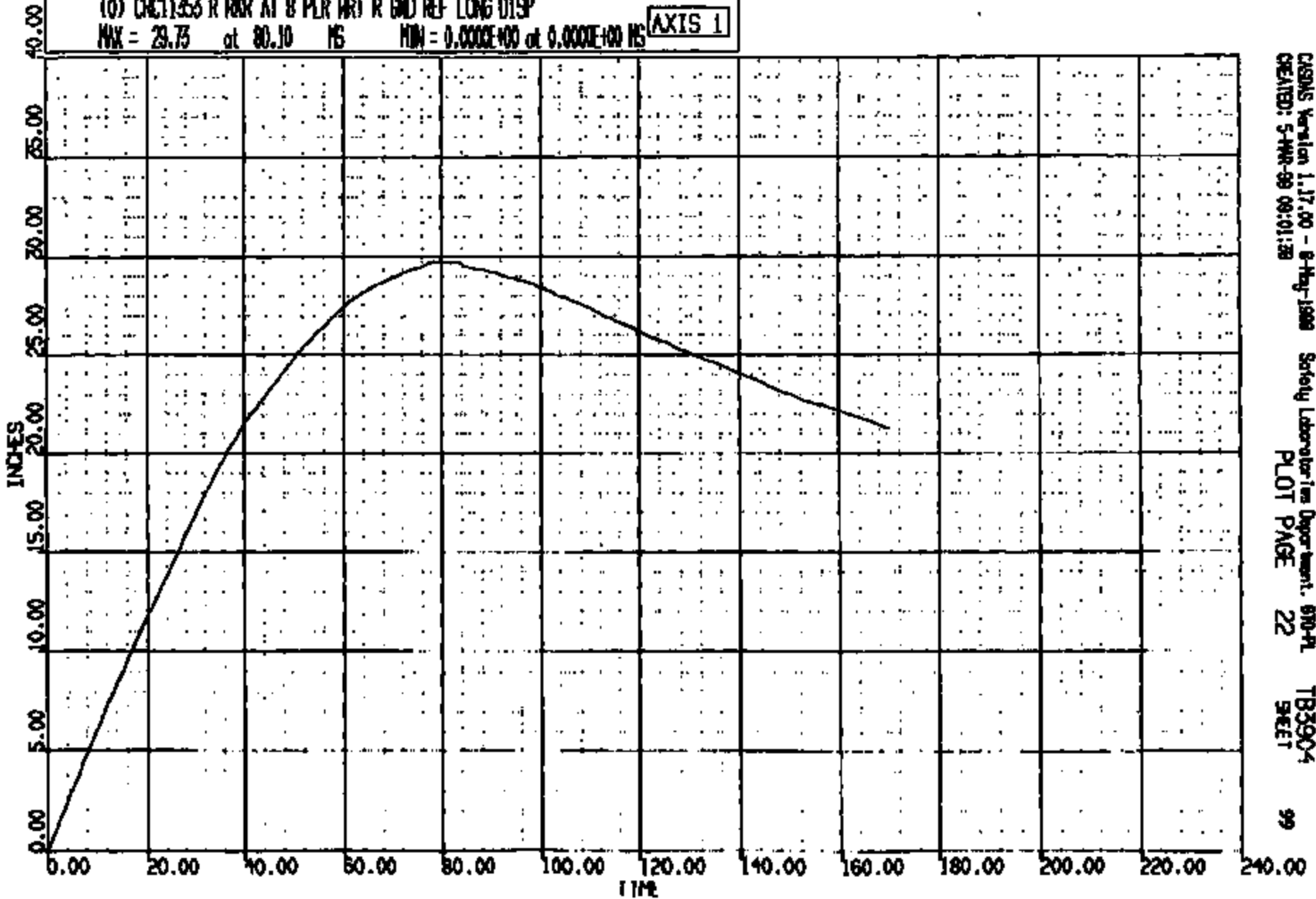
CASINS Version 1.17.00 - 8-May-1998 Safety Laboratories Department, 610-PL
CREATED: S-MR-99 09:01:32 PLOT PAGE 12 SHEET 98

CR11353

CR R: 11353 TO: TB3904 DATE: 800228 18:08:53
8000 D-189

(0) CR11353 R RWR AT B PLR WRT R GND REF LONG DISP
MAX = 29.75 at 80.10 MS MIN = 0.000E+00 at 0.000E+00 MS

AXIS 1

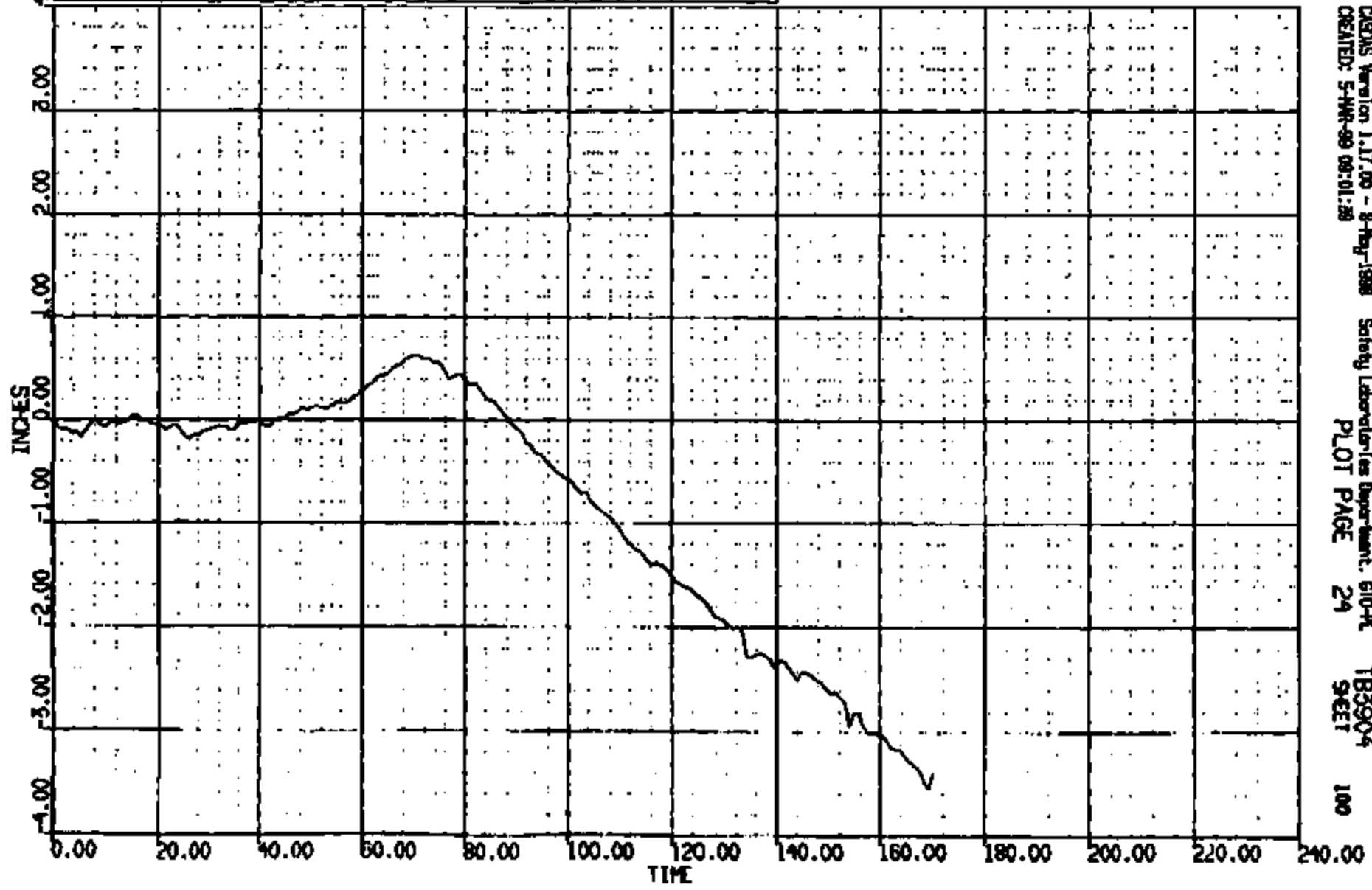


CRIS 0011353

CRSIS Version 1.17.00 - 8-May-1988 Safety Laboratories Department, 610-41 TB3904
CREATED: 5-MAR-89 09:01:38 PLOT PAGE 22 SHEET 99


CR R: 11558 TO: TB3904 DATE: 990228 10:08:53
R000 D-188

(0) CHC1353 R RKR AT B PLR WRT R END REF VERT DISP
MAX = 0.6340 at 70.20 MS MIN = -3.954 at 169.2 MS **AXIS 1**



CRS Version 1.17.00 - 8-May-1998 Safety Laboratories Department, 610-PL TB3904
CREATED: 5-MAR-99 09:01:28 PLOT PAGE 24 SHEET 100

CRTS 001353



Name :

11353001.JPG

CRTS 0011353



Name :

11363002.JPG


CRTS 0011353



Name :

11353003.JPG

CRTS 0011353



Name :

11351664.JPG

CRTS 0011353



Name:

11353005.JPG


CRIS 0011353



Name:

11383086.JPG

CRIS 0011353



Name:

11353007.JPG


CRTS 0011353



Name:

11583088.J70


CRTS 0011353




CRTS 0011353

Page 1

11353009.JPG



CRTS Q



CRIS 0011353

Name:

DAF 1105611





Image: 11353012.JPG


CRIS 0011353




Name:

11953013.JPG

CRIS 0011353



Name : 11353014.JPG




Name:


11353015.JPG

CRTS 0011353

11353016-000



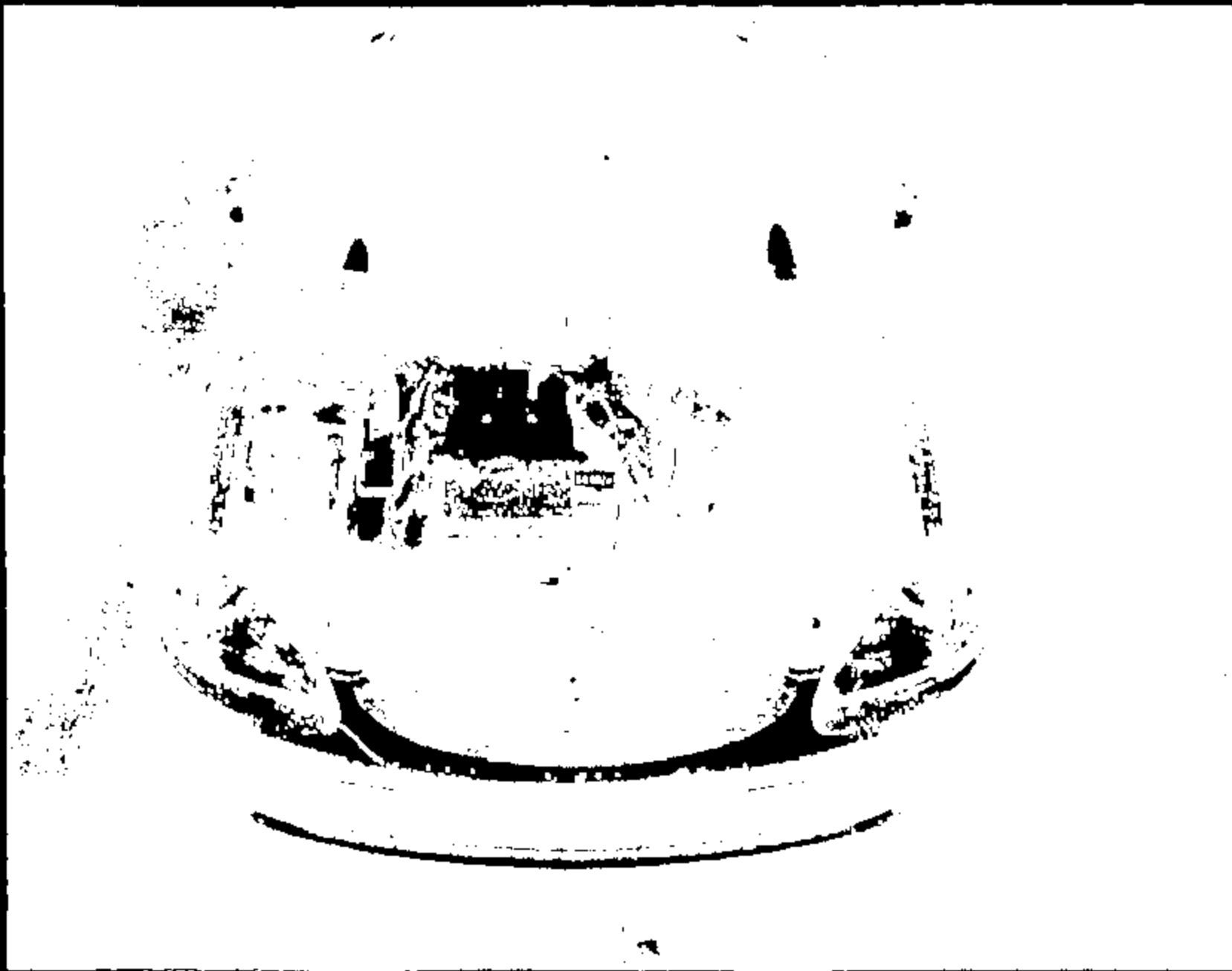
11353



Name:

11383019.390

CRTS 0011351



Memor:

11383018.580

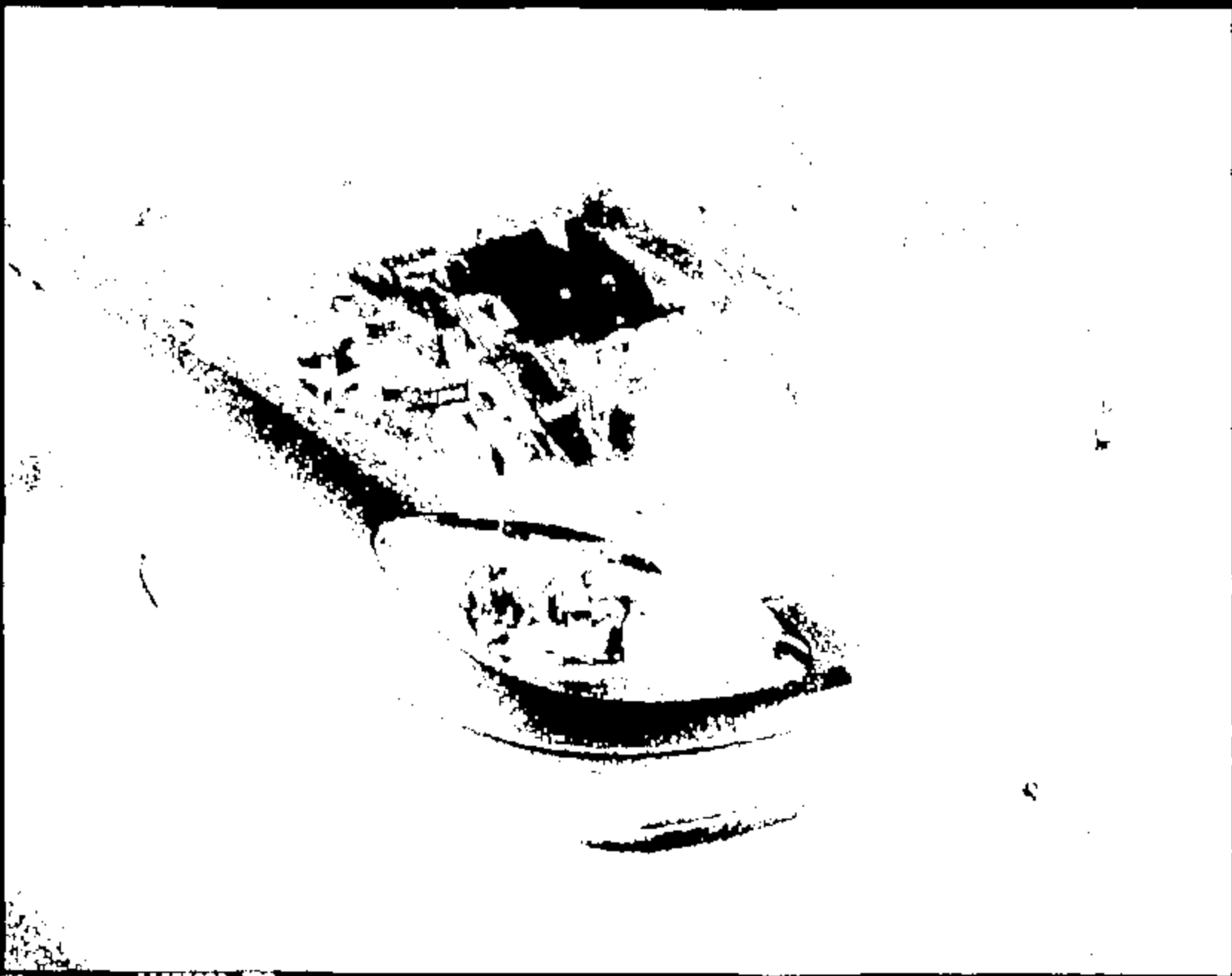
CRTS 0011353



Page 1


11381019.JPG

CRTS 0011353



Name: 11353020.JPG

CRTS 0011353



Item 1

11353022.398

CRTS 0011353



11351023 .JPG

Frame 1

CRTS 0011353



Name :

11353024.JPG



TB 2031



Name : 11353026.JPG

CRTS 0011353



TB3104

Name :


11363027.390



Name :


11353029.JPG

CRIS 0011353



Name: 11353029.JPO

CRTS 0011353



CRTS 0011353

Photo 1

11353036.JPG




Name :

11983031.JPG



Name : 11383032 .JPG


CRTS 0011353



CRTS 0011353

Name :

11583033.JPG



Name :

11383034.570

CRTS 0011353




Photo 1

11383039.574


CRIS 0011353



Name :

12383086.JPG


CRIS 0011353



CRIS 0011353

Name :

11353037.JPG



Page 1


11353030.JPG

CRIS 0011353



Name: 11353039 JWD


CRTS 0011353



CRTS 0011353

Page 1

11393040.JPG




Name:

11353041.JPG

CRTS 0011353

Page 1


1135042.CTR





Name (11353043.570

CRTS 0011353



CRTS 0011353

00001

11353044.370



Name :

11353045 .JPG


CRTS 0011353



CRIS 0011353

Name:

11353044.JPG



TB3904

Page 1 11368047.300

CRTS 0011353



Name :

047 0905531

CRTS 0011353



Name :

11353049.JPG


CRTS 0011353



NAME:

11283090.096

CRIS 001353



Frame 1

11283051.570

CRTS 0011353



11383052.JPG

CRTS 0011353



Name:

11353053.JPG

CRTS 0011353



TB 3904

CRIS 0011553

Name: 11353054.JPG



TB 3904

Media: 11363088.JPG

CRIS 0011353

11131006-500



TB 104



Name:

11383057.JPG

04P.808577 11352877



REF: 6808221






Photo 1

11383080.310

CRTS 0011353



Vehicles
Off To
Strip

Name: 11352061.JPG


CRIS 0011353



March :

11363062.370

CRTS 0011353



Name :

11383863.JPG

CRTS 0011353



CRTS 0011353

Photo 1


00000000.jpg



Name :


11393665.390

CRTS 0011353



Name: 11383066 .JPG

CRTS 0011353



Page 1 1118367.JPG

CRTS 0011353




Image 1

11369068.JPG

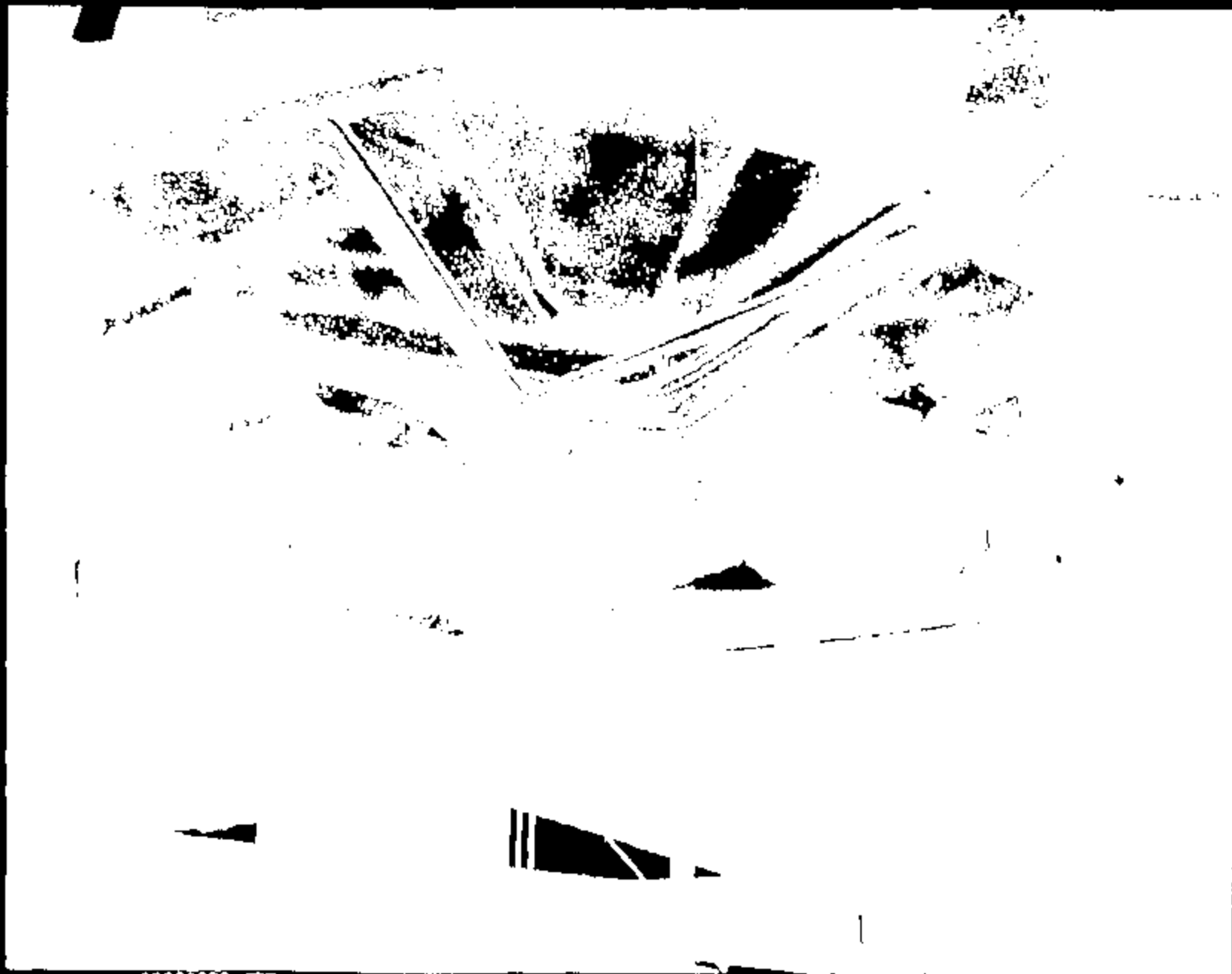
CRTS 0011353



Page 1

DGC-6909831


CRTS 0011353



Name :

11353070.JPG

CRTS 0011353



Name: 11253071.JPG

CRTS 0011353



CRTS 0011353

Name:

11353072.JPG



Name :

11383073.JPG

CRTS 0011353





Image 1

11353074.JPG

CRTS 0011353



Name: 11281073.JPG


CRTS 0011353



CRTS 0011353

March 1

11383696.390



Mano : 11983879.592


CRTS 0011353



Name:


11353078.JPG

CRIS 0011353




Name: 11383079.JPG

CRIS 0011353



Name : 11153080.JPG

CRTS 0011353



251248

Page 1 11.05.001.578

CRIS 0011353

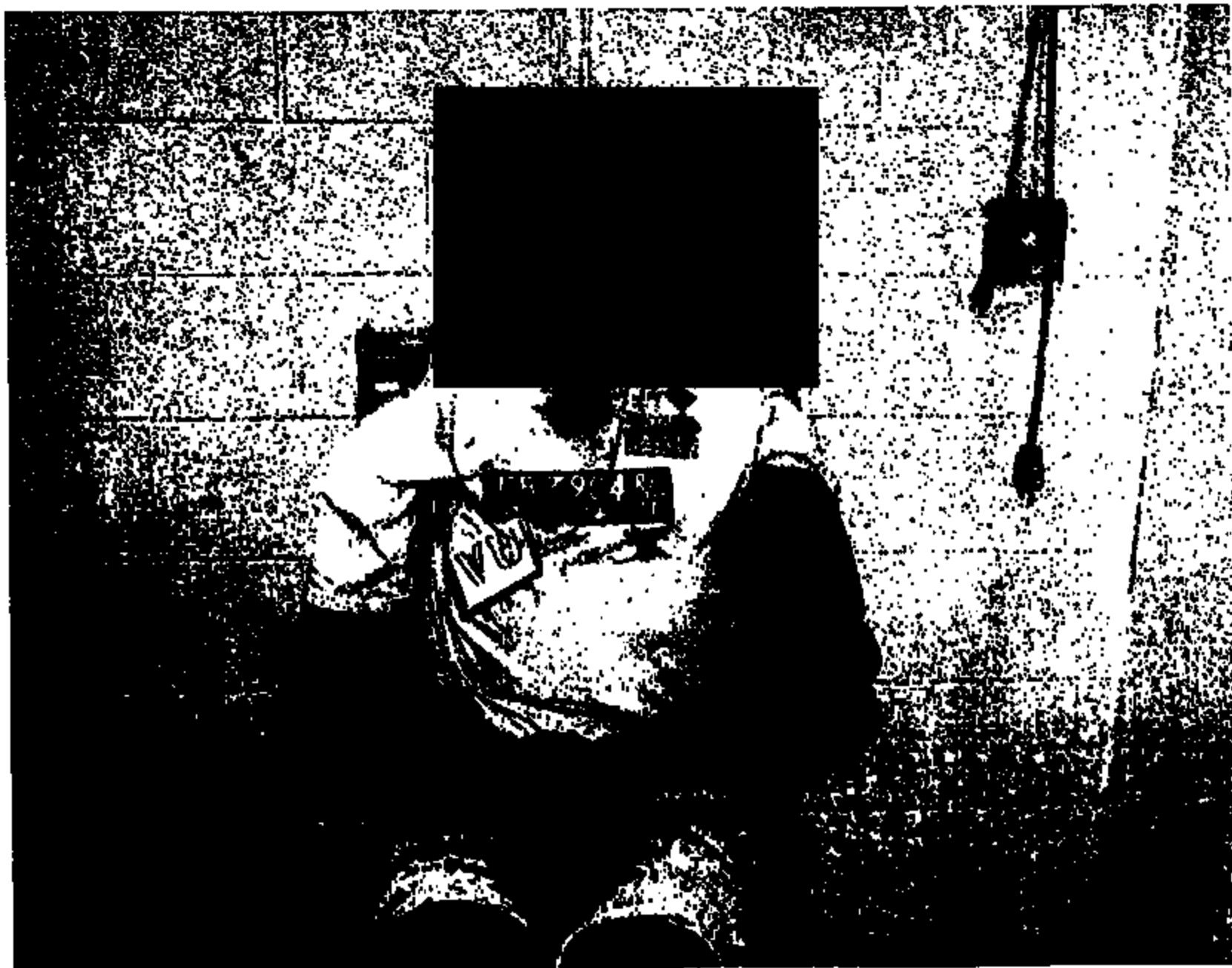


Photo:

11753002.JPG

CRTS 0011353



Name :

11363083.070

CRTS 0011353



GTO Test Request

Requester/Coordinator (PROPS ID):
 DPERRGO
 DALE PERRIGO

Testing Activity: Cash Barrier Test Lab Date Submitted: 03-FEB-99 Requested Completion Date: 15-FEB-99 Requester Reference Number:

Test Procedure Number: GT-85 Test Title and / or Subject of Test: 2000 D186 35mph 90 Degree Front Barrier

Billable Requester Dept No.: T851 AV821BA Workorder/Work Order Number: F09 Test conducted to verify control item compliance with Government Regulations:

Billable Requester PROPS ID: DPERRGO Billable Requester Name: DALE PERRIGO Yes: No:

Complete the following two questions as indicated

1 - Reason for not replacing this test by CAE Analysis:

- No CAE Methodology or process available
- For CAE Correlation
- Insufficient confidence in CAE
- To obtain base data for CAE
- Replacement or improvement of existing Test
- Testing is Quicker
- Mandatory or Regulatory
- Certification
- Development test for P85
- Not applicable

Other: Verification, SDD

(Check appropriate boxes)

2 - What is the expected Test Outcome:

- Results will meet DVP/MCR requirements
- System Component will not meet Test specification
- Unknown
- Above is Based on CAE?

Other:

(Check appropriate boxes)

Test Purpose/Test Procedure or Description of Test:
T857-GT-85 Front Barrier Collision Test - Occupant Cash Protect (Interim Proc)

"RECORD COPY"
 Schedule No. 1-9-12
 Retain Until 2019

Signature Approvals (As Required for Control Purposes)

Requesting Engineer: DALE PERRIGO Testing Engineer: _____

Requesting Supervisor/Manager: ALAN TAUB Testing Supervisor: _____

ak, AK 1/10/99

BARRIER TEST REQUEST

TR3004

TEST OBJECTIVE: FIVE5 205, 301, 505
 IMPACT SPEED (MPH): 35
 TEST PROCEDURE: ST-25
 IMPACT TEST VEHICLE FRONTALLY INTO 90 DEGREE RIGID BARRIER.
 CONDUCT POST TEST ROLLOVER *FEASIBLE CASE*

TEST VEHICLE TAG: 570N790
 TEST VEHICLE VIN: 1FALP87U4Y5T00880
 MODEL: D185
 MODEL YEAR: 2000
 ENGINE/TRANS: 3L 2V FFV / AX4N

TASK NO.: 709
 BILLABLE DEPT.: TEST

FUEL: RATED CAPACITY 80% FILL
 TYPE: STODDARD (GAL): 18 (GAL): 15
 3 GALLONS

KIE 2/24/00

TIRE PRESSURE (PSI): FRONT - 30 REAR - 30 SPARE - NA
 CURB WEIGHT (LBF): FRONT - 2120 REAR - 1185 TOTAL - 3305
 TEST WEIGHT (LBF): FRONT - 2270 REAR - 1007 TOTAL - 3277

RIDE HEIGHTS (IN): FRONT - LEVEL RROR TO GROUND REAR - LEVEL RROR TO GROUND

WEIGH UP INSTRUCTIONS:

MAY REMOVE: DECK LID, DOOR GLASS, INTERIOR TRIM.
 DO NOT PLACE WEIGHT: UNDERHOOD EXCEPT IN ENGINE.
 MAX ADD TO ENGINE: 75 LBF.
 LOAD TO TEST WEIGHT & LEVEL FOOTING WRT GROUND.
 SPRING INSERTS ACCEPTABLE.

OCCUPANT TYPE: LEFT FRONT - 60TH% HYBRID III
 RIGHT FRONT - 60TH% HYBRID III

DUMMY POSITIONING: ST-25 DRIVER FOOT-REST: YES

SEAT POSITIONING: LONG VERT BACK ANGLE (DEG) PRS CHECK
 LEFT FRONT - MED MED 27.2 Y
 RIGHT FRONT - MED MED 27.2 Y

RESTRAINTS USAGE: LEFT FRONT - BELT PYRO BELT PRY BAG SIDE BAG
 RIGHT FRONT - BELT PYRO BELT PRY BAG SIDE BAG

SAB MODULES ARE LIVE BUT DISCONNECTED.

PRETENSIONERS ARE AT BUCKLE END.
 USE LIGHT WEIGHT BELT LOAD CELLS.

KIE 2/25/00

SENSOR SYSTEM: LIVE PRODUCTION HARNESS. SEE SENSOR MAP.

DIMENSIONAL ANALYSIS: FRONT SEAT PACKAGE CHECK FOR DUMMY POSITIONING AT BARRIER.

BARRIER TEST REQUEST

TB3904

STILL PHOTO: STANDARD PRE & POST TEST
CLOSE UPS OF FUEL SUPPLY LINE, PRE & POST TEST.
CONTACT REQUESTOR FOR ADDITIONAL INSTRUCTIONS.

HIGH SPEED FILM: REQUESTOR MUST BE PRESENT FOR CAMERA SHOOTING

ONBOARD				
1	RIGHT	OVER SHOULDER		
2	LEFT	OVER SHOULDER		
3	RIGHT	RETRACTOR		
4	LEFT	RETRACTOR		
5	RIGHT	D-RING		
6	LEFT	D-RING		
OFFBOARD				
1	RIGHT	OVERALL		
2	LEFT	OVERALL		
3	OVERHEAD	OVERALL		
4	OVERHEAD	A-PILLAR FORWARD		
5	CENTER	TOP OF BARRIER, ENGINE CLOSEUP		
6	RIGHT	TOP OF BARRIER, FUEL RAIL AND FUEL SENSOR CLOSEUP		
7	RIGHT	IN LIGHTS, FUEL SENSOR/FUEL RAIL CLOSEUP FROM SIDE		
8	LEFT	IN LIGHTS, ENGINE CLOSEUP FROM SIDE		
9	RIGHT	TOP OF BARRIER, ENGINE CLOSEUP FROM SIDE		
10	LEFT	TOP OF BARRIER, ENGINE CLOSEUP FROM SIDE		
11	RIGHT	DUMMY KINEMATICS		
12	LEFT	DUMMY KINEMATICS		
13	PIT	CLOSEUP, FUEL LINES AT FRONT FLOOR		
14	PIT	A-PILLAR FORWARD		
TOTAL OFFBOARD =		14	TOTAL ONBOARD =	6

DELETE 2/26/90
KLF

FILM ANALYSIS:

	DESCRIPTION	ACCEL	VEL	DIMP	ANGLE
1	LFT RKR LONG @ B-PILLAR WRT GROUND		X	X	
2	RFT RKR VERT @ B-PILLAR WRT GROUND		X	X	
3	RGT RKR LONG @ B-PILLAR WRT GROUND		X	X	
4	RFT RKR VERT @ B-PILLAR WRT GROUND		X	X	
5	LFT DMY HEAD WRT VEH		X	X	
6	RGT DMY HEAD WRT VEH		X	X	

DIGITIZED FILM: DIGITIZE LEFT DUMMY KINEMATICS, RIGHT DUMMY KINEMATICS VIEWS

SPECIAL BUILD INSTRUCTIONS:

- REMOVE TRIM REAR OF B-PILLAR, HOOD, AND DECKLID ✓
- UPDATE FUEL SUPPLY LINE AND FUEL SENSOR ✓
- UPDATE FUEL TANK, FDM, CARBON CANISTER & VAPOR LINES ✓
- COLOR CONTRAST UNDERBODY AND ENGINE COMPARTMENT. ✓
- UPDATE FRONT AIRBAGS, AIRBAG SENSORS, AND SEAT BELTS ✓
- UPDATE FUEL INJECTION SYSTEM ✓ *KLF 2/26/90*

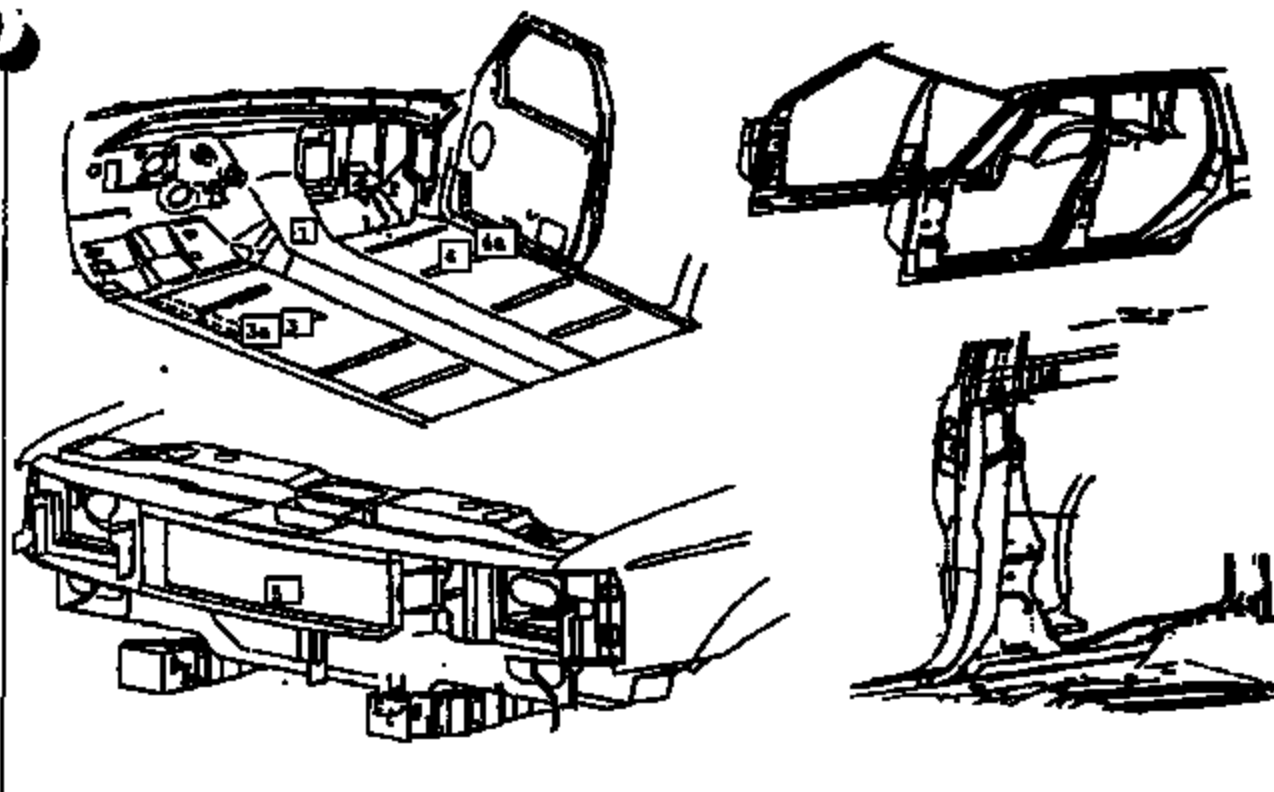
FUNCTION	NAME	PHONE	PAGER
REQUESTOR:	D. PERRIGO	84-68018	DPER
ELD. COORD:	E. PAGANO	88-52245	EPAG
SUPERVISOR:	K. ARTHUR	88-05158	KART

Vehicle ID: 579W790
Build level: CP

SENSOR MAP

783904

Program: D186
Test Mode: 36/00 BARRIER
TA No.: TB3004



Sensor Channels only

Location Name	Supplier	Output	Nominal (v)	Max/Min	Serial #
1 C/F_FLOOR_BAR_SCM (LAD SENSOR Location)	SM009-1	DAB1_OUT	0	10	[REDACTED]
	SM009-2	DAB2_OUT	0	10	
	SM009-3	DAB3_OUT	0	10	
	SM009-4	DAB4_OUT	0	10	
	SM009-5	2_PSD_OUT	0	10	
	SM009-6	3_PSD_OUT	0	10	
	SM009-7	D_KAB1_OUT	0	10	
	SM009-8	P_SAB1_OUT	0	10	
	SM009-9	Status	5	10	
1 U/F_FLOOR_TAX_A_SCM	ecoc1	TRIAK	On Agora		NA
2a L/F_FLOOR_8_81_XMR_OUTSD	VISTEON	SENSOR			NA
3 L/F_FLOOR_8_81_XMR_SENT_CL	ecoc1	TRIAK			NA
4a R/F_FLOOR_8_81_XMR_OUTSD	VISTEON	SENSOR			NA
4 R/F_FLOOR_8_81_XMR_SENT_CL	ecoc1	TRIAK			NA
5 C/RND	PCS	VISTEON	PCS		NA
5 C/RND	ecoc1	TRIAK	Max. to PCS		NA

T wires required. Ammeter system power from vehicle wiring and battery - use provided harness

REVISION LOG

DESCRIPTION	DATE	PAGE AFFECT	AUTH

DUMMY MEASUREMENT REPORT
CRASH BARRIER

RUN NUMBER 11353
TEST ORDER NUMBER TB3904

DUMMY POSITION LEFT
DUMMY ABBREV 50H3

FRONT

ABSOLUTE MEASUREMENTS (INCH)	MEASUREMENT
LEG (HYB II) / KNEE (HYB III) TO INST PANEL LEFT	4.30
LEG (HYB II) / KNEE (HYB III) TO INST PANEL RIGHT	3.90
ROCKER TARGETS TO GROUND FRONT	7.70
ROCKER TARGETS TO GROUND REAR	7.40
NOSE TO STEERING WHEEL	15.00
NOSE TO INSTRUMENT PANEL	
INSTRUMENT PANEL TO TORSO	
STEERING WHEEL TO TORSO	7.50
STEERING WHEEL TOP LEGS	1.80
KNEE SPREAD OS-OS (HYB II) / CL-CL (HYB III)	9.50
SEAT BACK ANGLE	27.60
PELVIC ANGLE	23.30
HEAD ANGLE	0.00
ROCKER ANGLE	-2.00
NECK BRACKET ANGLE	-7.00
BUMPER TARGET TO GROUND	

RELATIVE MEASUREMENTS (INCH)	WRT FRT RKR TGT
HEAD LAT	15.10
HEAD VERT	36.80
HEAD LONG	12.20
SHOULDER LAT	
SHOULDER VERT	
SHOULDER LONG	
H-POINT LAT	9.20
H-POINT VERT	11.70
H-POINT LONG	8.90
O/S KNEE BOLT LAT	10.40
O/S KNEE BOLT VERT	16.30
O/S KNEE BOLT LONG	6.30

DUMMY MEASUREMENT REPORT
CRASH BARRIER

TN NUMBER 11353
TEST ORDER NUMBER TB3904

DUMMY POSITION RIGHT
DUMMY ABBREV 50H3

FRONT

ABSOLUTE MEASUREMENTS (INCH)	MEASUREMENT

LEG (HYB II) / KNEE (HYB III) TO INST PANEL LEFT	2.50
LEG (HYB II) / KNEE (HYB III) TO INST PANEL RIGHT	2.50
ROCKER TARGETS TO GROUND FRONT	7.80
ROCKER TARGETS TO GROUND REAR	7.70
NOSE TO STEERING WHEEL	
NOSE TO INSTRUMENT PANEL	18.80
INSTRUMENT PANEL TO TORSO	15.30
STEERING WHEEL TO TORSO	
STEERING WHEEL TOP LEGS	
KNEE SPREAD OS-OS (HYB II) / CL-CL (HYB III)	7.80
SEAT BACK ANGLE	27.50
PELVIC ANGLE	24.10
HEAD ANGLE	0.20
ROCKER ANGLE	0.10
NECK BRACKET ANGLE	-7.00
BUMPER TARGET TO GROUND	

RELATIVE MEASUREMENTS (INCH)	WRT FRT RKR TGT

HEAD LAT	14.60
HEAD VERT	36.80
AD LONG	10.60
SHOULDER LAT	
SHOULDER VERT	
SHOULDER LONG	
H-POINT LAT	10.10
H-POINT VERT	12.70
H-POINT LONG	7.60
O/S KNEE BOLT LAT	12.40
O/S KNEE BOLT VERT	17.00
O/S KNEE BOLT LONG	-7.20



"RECORD COPY"
 Schedule No. 7-7-12
 Retain Until 2019

FINAL TEST REPORT

CONFIDENTIAL

**Global Test Operations
 Advanced Vehicle Technology**

TO:	A. Taub	Test Order No.	T-B4150
		Work Task W. O. No.	F16
		Test Date	3/12/99
		Date Reported	5/14/99
		Sheet	1 of 23

SUBJECT: Crash Test 11368 (30° Right Front Fixed Barrier Impact at 30.9 ± 0.4 mph, 49.7 ± 0.6 km/h) - 2001 Taurus (D186) 4-Door Wagon

REQUESTED BY: Vehicle Safety and CAE Department, Advanced Vehicle Technology - D. Perrigo

OBJECT: To obtain development data relative to FMVSS 301.

SUMMARY OF TEST RESULTS: See Section 1.0 for fuel spillage data.

R. Oda
 Engineering Data Control Analysis

Concur: S. Lesh
 Section Supervisor
 Operations Engineering Section

VEHICLE DATA:

Make and Model 2001 Taurus (D186) 4-Door Wagon

ID Numbers 1FAFP6683XG118379, 590-W-720, DD190002

Power Train 3.0L, EFI, Automatic (AX4N) Transaxle

Fuel Tank(s) Usable Capacity: 18.0 gal. (68.1L)
Test Condition: The "run dry" tank was filled with red-dyed Stoddard solvent to 95% of its rated usable capacity.

Front Seat(s) Type: Bucket
Cover: Cloth
Tracks/Position: LF: 6-Way Power/Mechanical Mid and Down
RF: Manual/Mechanical Mid
Seat Backs/Position: Adjustable/27.0° Rear of Vertical
Head Restraints/Position: Adjustable/Down
Lumbar Support/Position: LF: Power/Deflated

Restraint System LF: 3-Point Continuous Loop Active Belt with Inert Pyrotechnic Belt
RF: 3-Point Continuous Loop Active Belt with Inert Pyrotechnic Belt

Occupants LF & RF: Water Filled Containers (Simulating 50th Percentile Male, Hybrid II, Uninstrumented Dummies)

Test Weight Front: 2865 lb (1072 kg)
Rear: 1898 lb (859 kg)
Total: 4763 lb (1891 kg)

Tires Front: P205/65R15 30 psi (207 kPa)
Rear: P205/65R15 30 psi (207 kPa)
Spare: Removed

Significant Content or Accessories: Air Conditioning, Power Steering, Power Brakes, Tilt Steering Wheel

GENERAL TEST COMMENTS:**1. Test Procedure**

The test was performed according to the following Corporate test procedure(s):

- Fixed Barrier Collision, T887-ST-14 dated July 17, 1996.
- EFI Fuel System Standard Solvent Fill, ST-11 REF. 4.
- Fuel System Static Rollover, T887-ST-34 dated July 17, 1996.

2. Remarks

Crash movies, pre- and post-crash still images of the test vehicle and copies of this report are available through the Operations Engineering Section, Safety Laboratories Department, GTO. The crash still images are stored and archived on CD ROMs. The file names of the still images are listed under crash number and a three digit sequence number which are 11888001 through 11888068.

TEST RESULTS:

1.0 Fuel System Integrity (FMVSS 301)

- There was spillage from the pressure relief valve during impact, estimated to be 0.28 ounces.
- There was no fuel system spillage during the post-crash static rollover test.

2.0 Vehicle Crush, Film Analysis and/or Instrumentation Data

Time histories of the vehicle accelerations and other instrumentation are included in this report.

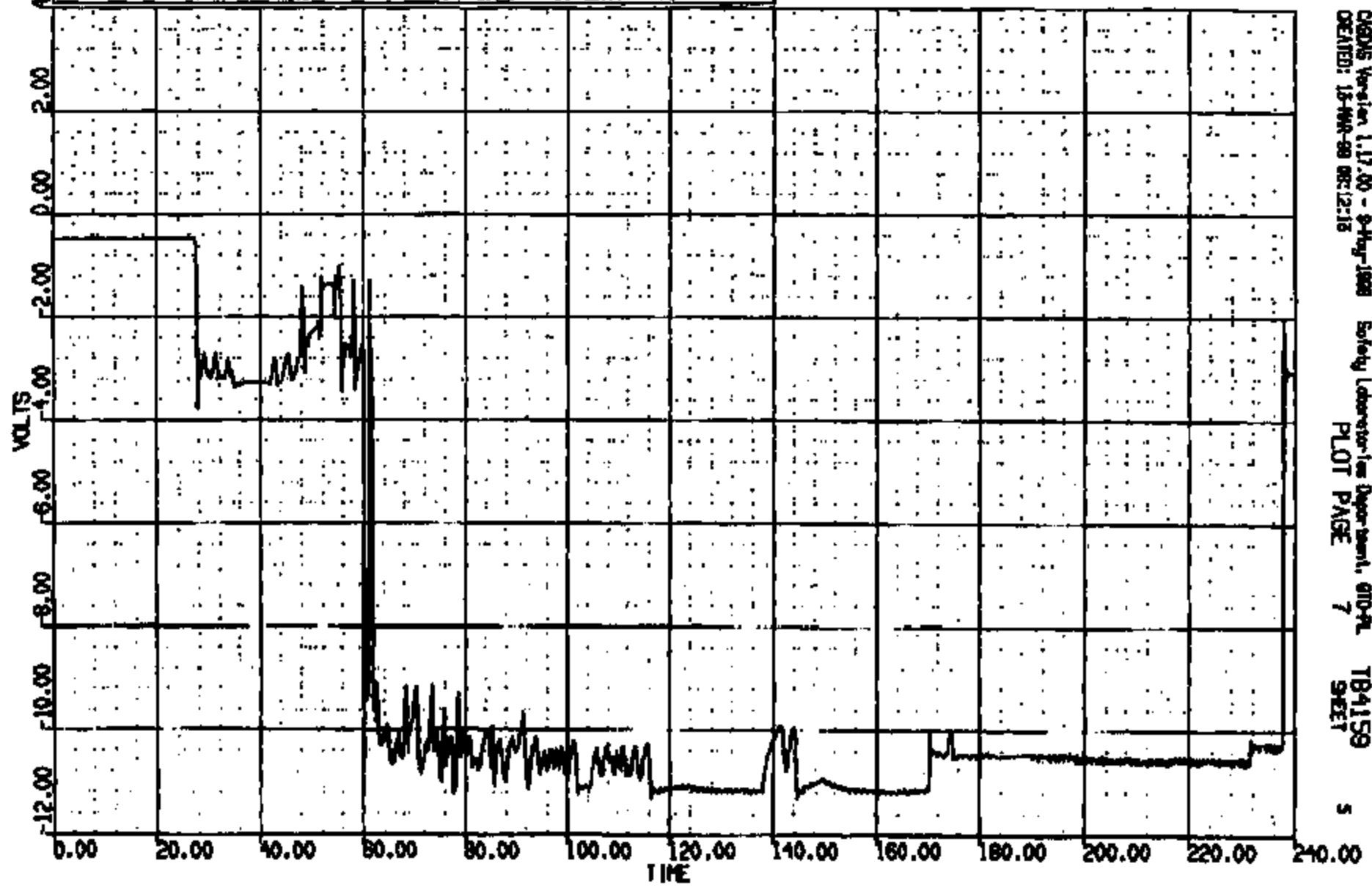
- Time histories of vehicle dynamic displacements obtained from Film Analysis are included in this report.

Time histories of any requested derived data (i.e. integrations, etc.) were given to the requesting activity and are not included in this report.

CR R: 11368 TD: TB4159 DATE: 990513 08:05:12
2001 D-188

(2) CR11368 FUEL SHUT OFF VOLTAGE MONITOR 4000C
MAX = -.430 at 12.32 NS MIN = -11.31 at 116.4 NS

AXIS 1



CRDS Version 1.17.00 - 9-May-1998 Safety Laboratory Department, 010-PL TB4159
CREATED: 15-MAR-99 08:12:18 PLOT PAGE 7 SHEET 5

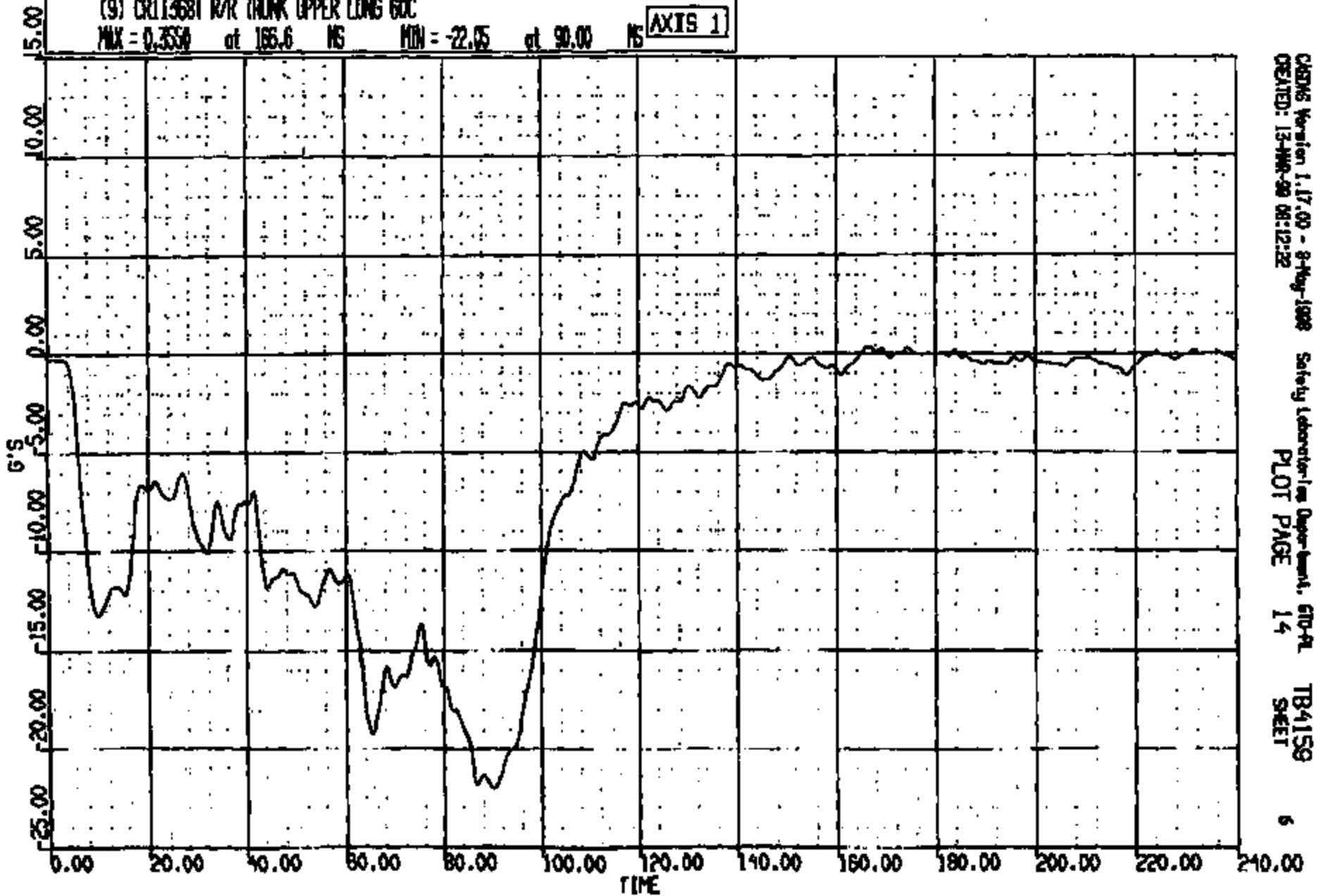
CRTS 0011368

CR R: 11588 TO: TB4159 DATE: 890312 08:03:12
2001 D-188

(9) CRT1368T R/R TRUNK UPPER LONG 60C

MAX = 0.3530 at 166.6 NS MIN = -22.05 at 90.00 NS

AXIS 1



CASING Version 1.17.00 - 8-May-1988
CREATED: 13-MAR-90 08:12:22

Safety Laboratory Department, STD-PL
PLOT PAGE 14

TB4159
SHEET

6

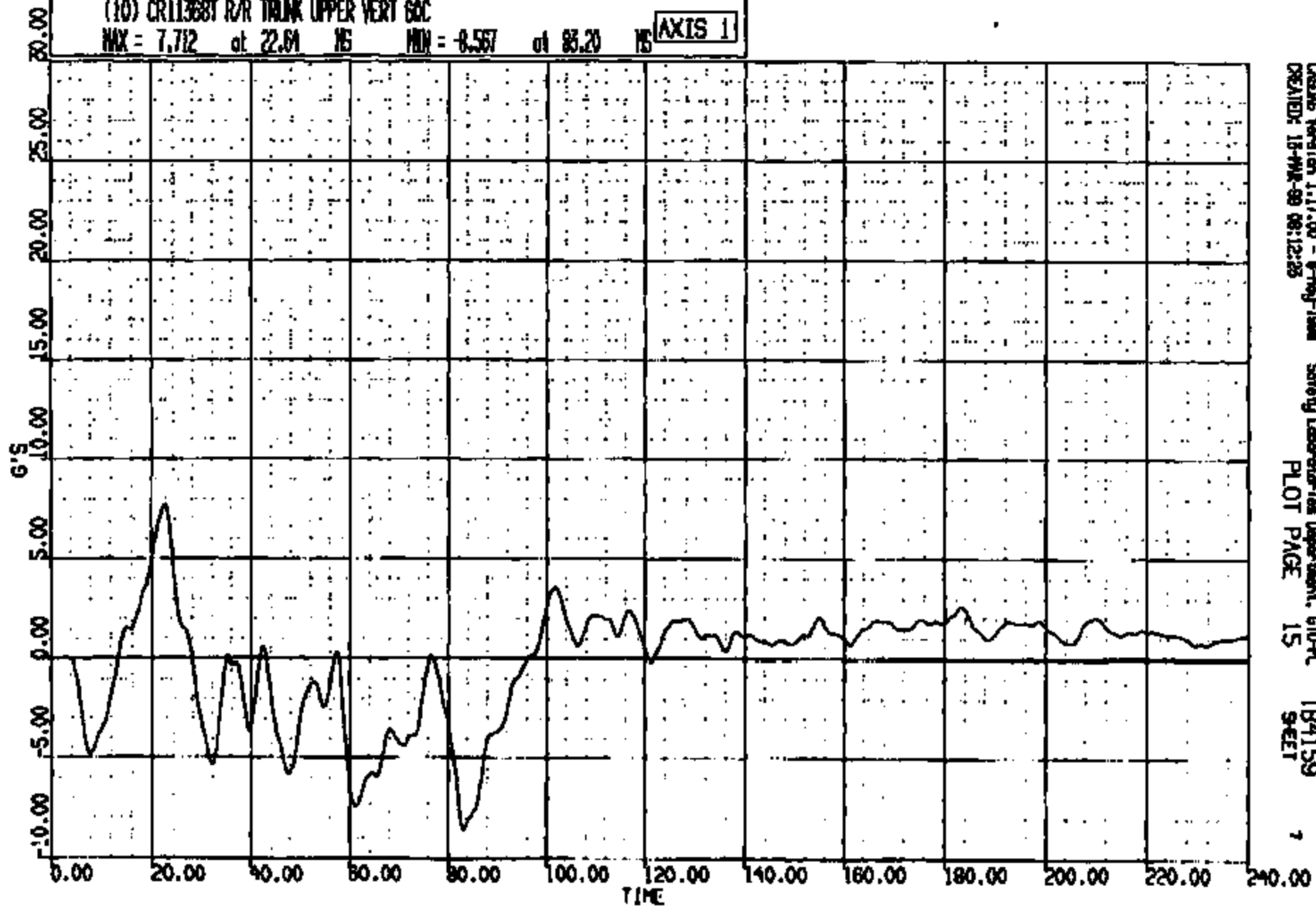
CRTS 0011368

CR R: 11368 TO: TB4159 DATE: 890513 08:08:12
2001 D-188

(10) CR11368T R/R TRUNK UPPER VERT GOC

MAX = 7.712 at 22.61 MS MIN = -8.567 at 83.20 MS

AXIS 1

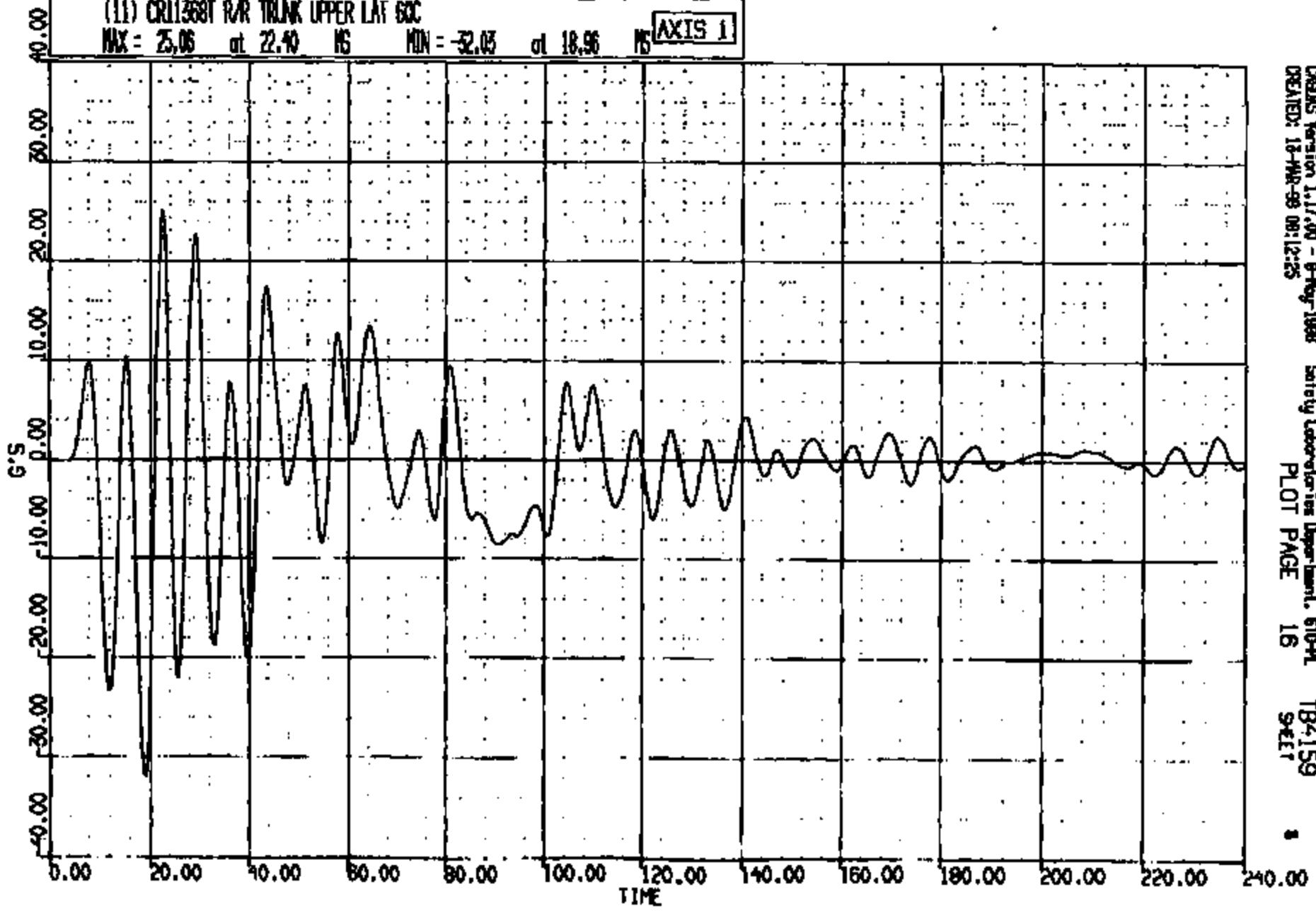


CASAS Version 1.17.00 - 8-May-1988 Safety Laboratories Department, 610-PL
CREATED: 18-MAR-89 08:12:28 PLOT PAGE 15 SHEET 7

CR15 0011368

CR R: 11588 TO: TB4159 DATE: 890510 08:03:12
2001 D-188

(11) CR11368T R/R TRUNK UPPER LAT 60C
MAX = 25.06 at 22.40 MS MIN = -32.03 at 18.96 MS **AXIS 1**

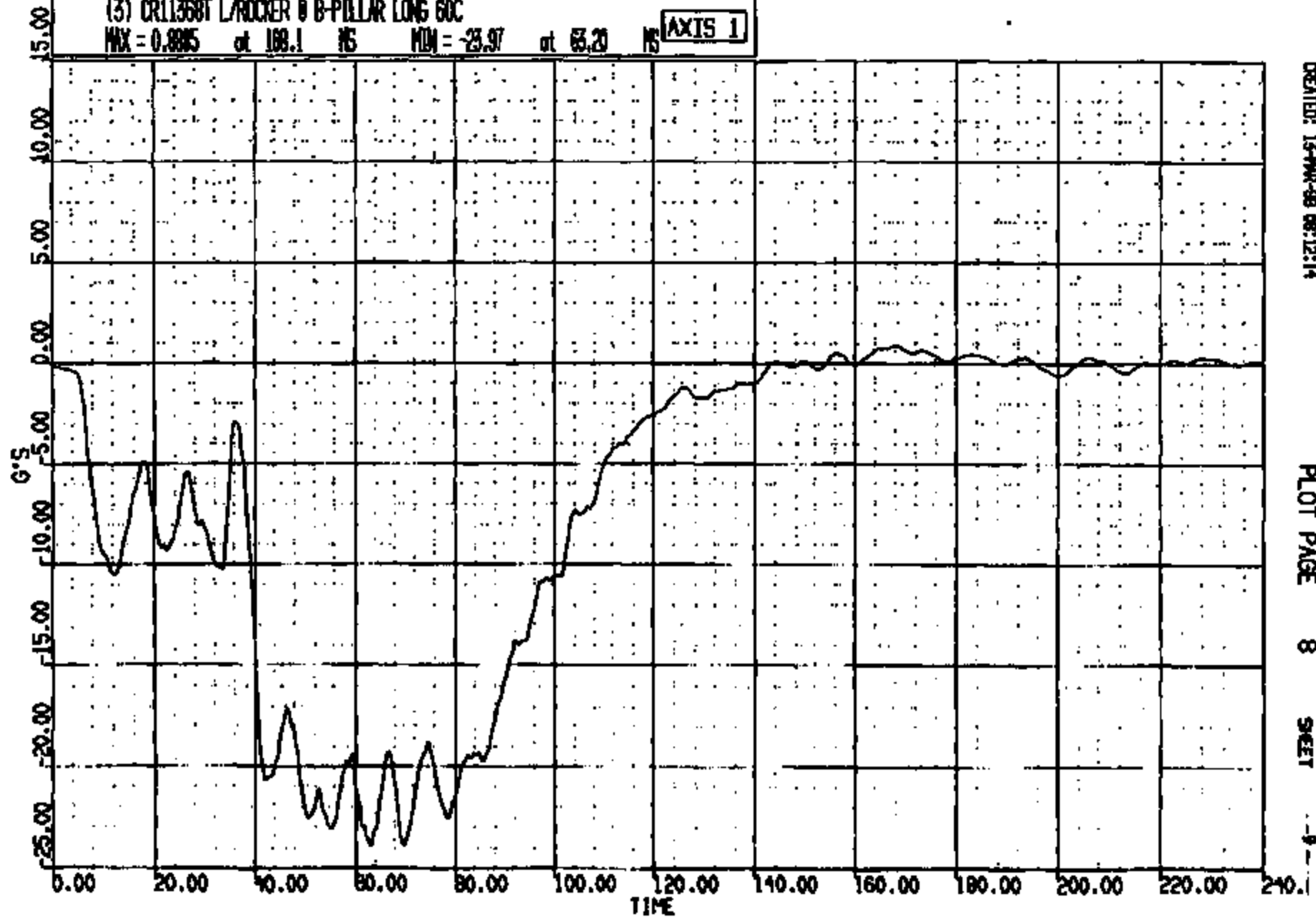


ORIONS Version 1.17.00 - 8-May-1988 Safety Laboratories Department, 610-9A
CREATED: 18-MAR-89 08:12:25 PLOT PAGE 16 TB4159
SHEET

CRTS 0011368

CR R: 11568 TO: T94159 DATE: 990515 08:03:12
2001 D-186

(3) CR11368T L/ROCKER @ B-PILLAR LONG 60C
MAX = 0.8815 at 188.1 NS MIN = -23.97 at 63.20 NS **AXIS 1**



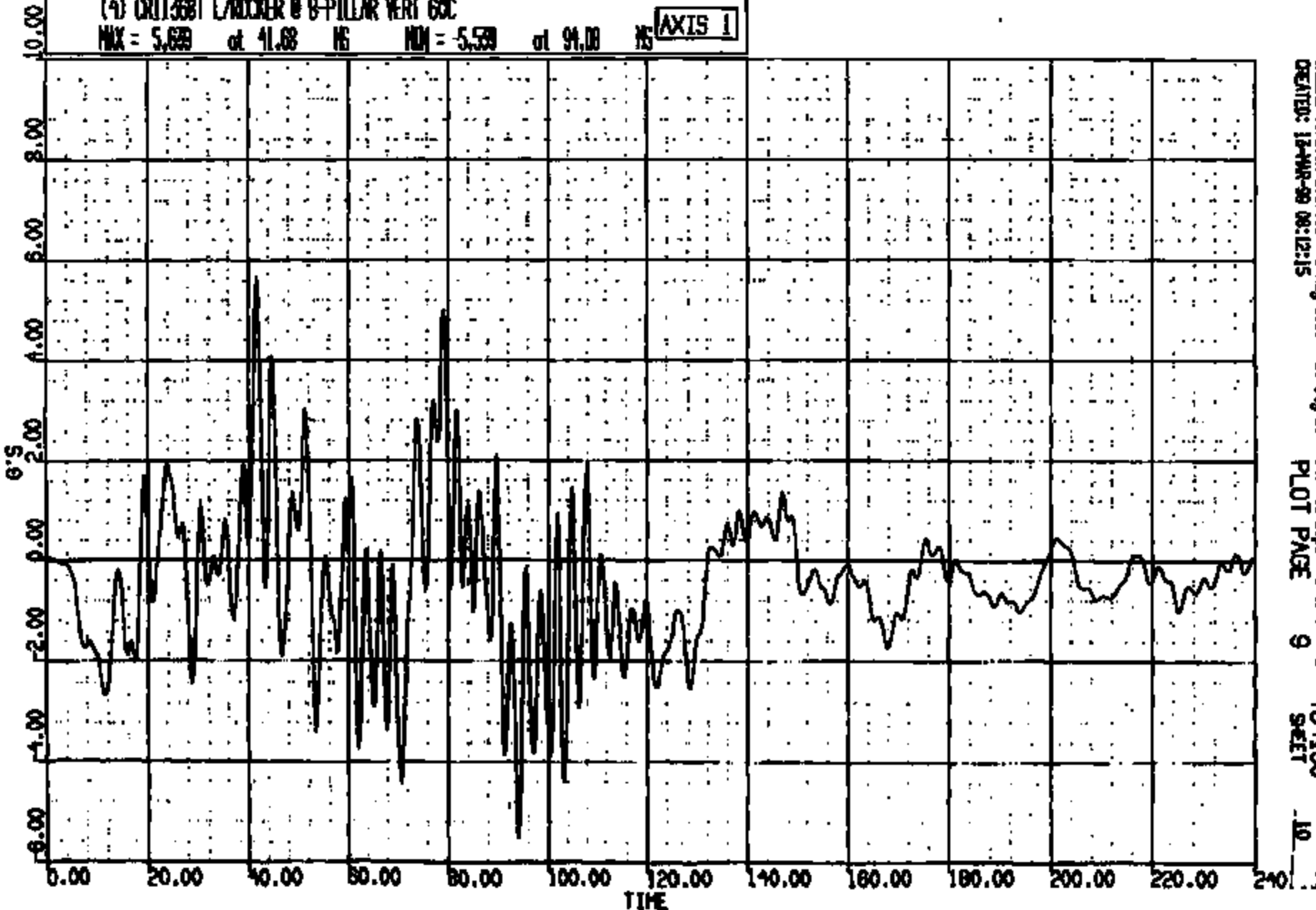
CRS15 Version 1.17.00 - 8-May-1998 Safety Laboratory Department, 610-PL T94159
CREATED: 13-MAR-99 08:12:14 PLOT PAGE 8 SHEET

CRIS 0011368

CR R: 11368 TO: TB4159 DATE: 890518 09:03:12
2001 D-188

(4) CR11368T L/ROCKER @ B-PILLAR VERT GSC
MAX = 5.689 at 41.68 HG MIN = -5.589 at 94.00 NS

AXIS 1

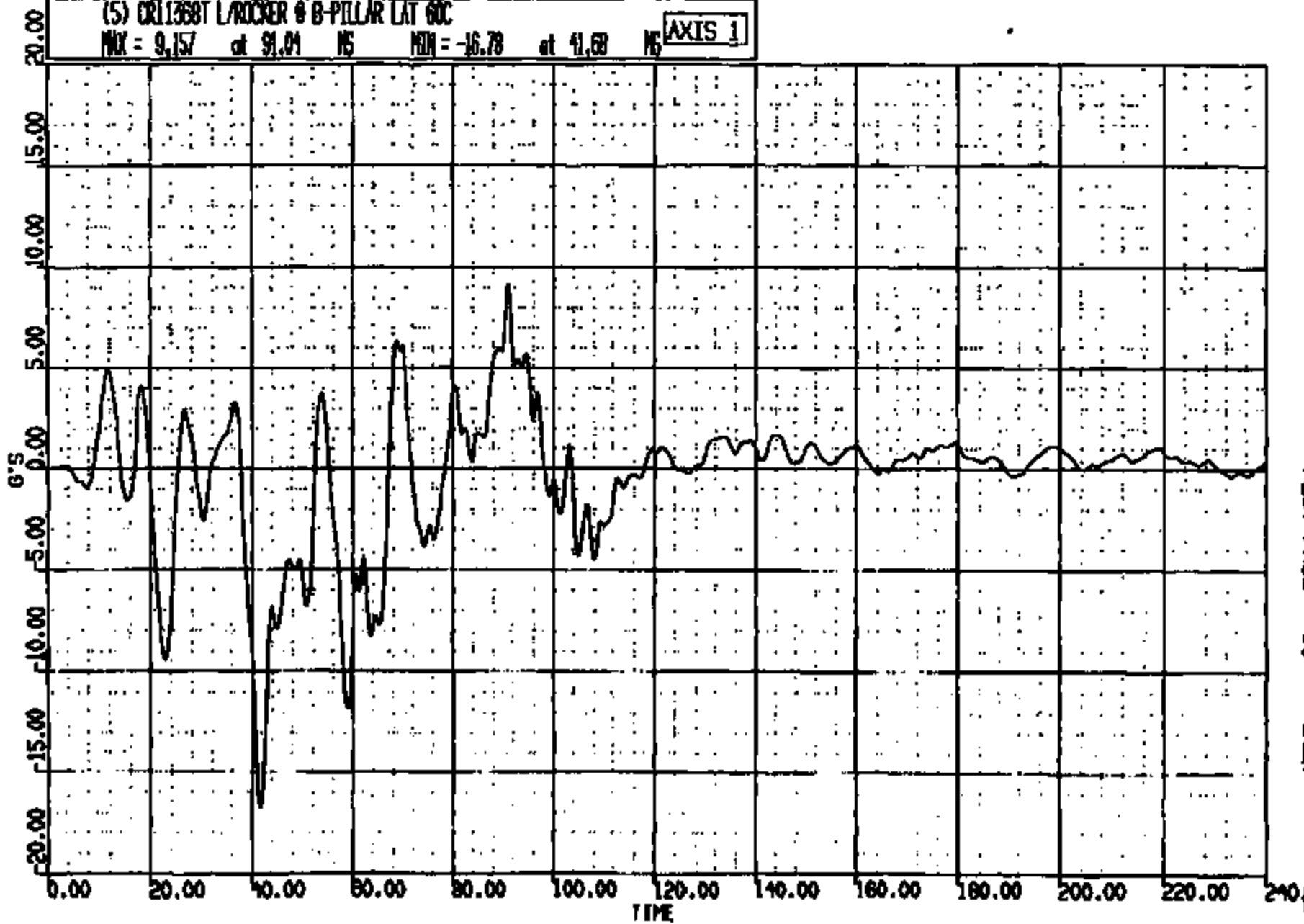


CHENG Version 1.17.00 - 8-May-1988 Safety Laboratories Department, SRO-PL
CREATED: 12-MAR-89 08:12:15 PLOT PAGE 9 TB4159
SHEET

CR11368

CR R: 11288 TO: TB4159 DATE: 990310 08:08:12
2001 D-168

(5) CRT1368T L/ROCKER @ B-PILLAR LAT 60C
MAX = 9.157 at 91.01 MS MIN = -16.78 at 41.68 MS **AXIS 1**



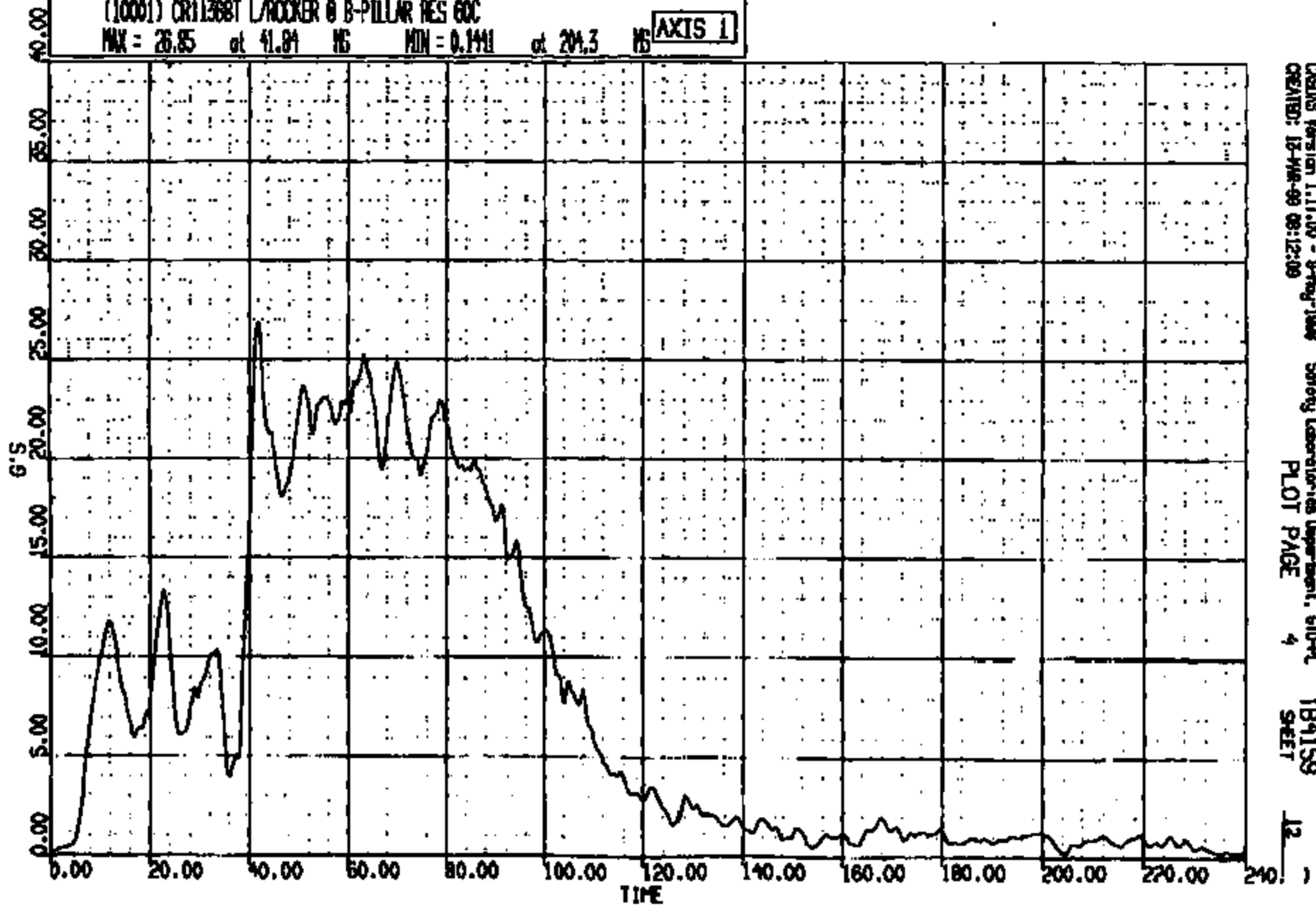
CADDS Version 1.17.00 - 9-Aug-1998 Safety Laboratories Department, 600-4
CREATED: 12-MAR-99 08:12:17 PLOT PAGE 10 TB4159
11

CRTS 0011368

CR R: 11588 TO: TB4159 DATE: 880815 08:08:12
2001 D-188

(1000) CR11368 L/ROCKER @ B-PILLAR RES 60C
MAX = 26.85 at 41.84 MS MIN = 0.1441 at 204.3 MS

AXIS 1

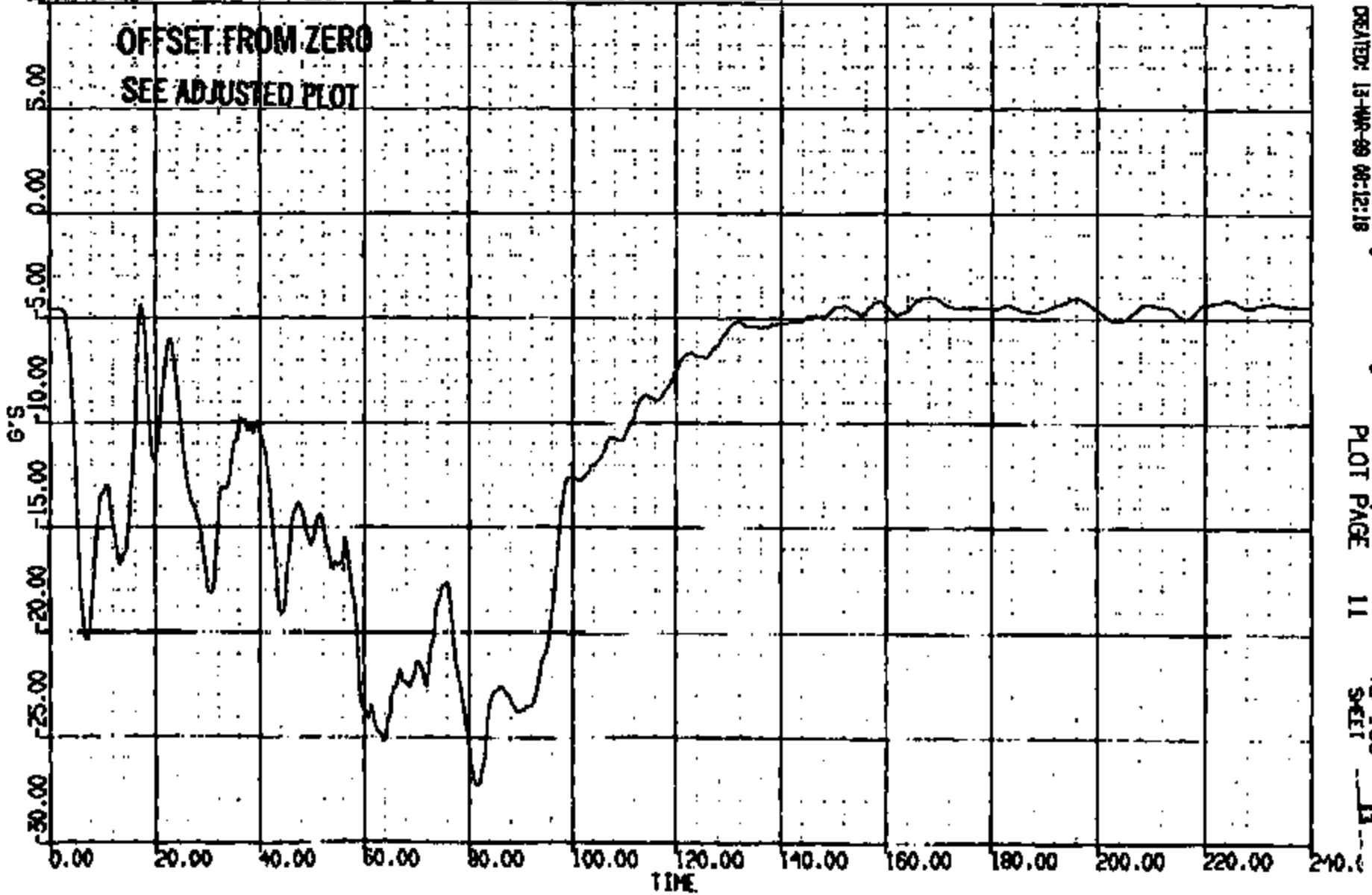


CASINS Version 1.17.00 - 8-May-1988 Safety Laboratories Department, 610-A
CREATED: 12-MAR-99 08:12:00 PLOT PAGE 4 SHEET 12

CR11368

CR R: 11888 TO: TB4159 DATE: 990318 08:05:12
2001 0-186

(6) CR11368T R/ROCKER @ B-PILLAR LONG 60C
MAX = -3.961 at 168.2 MS MIN = -27.32 at 81.76 MS **AXIS 1**

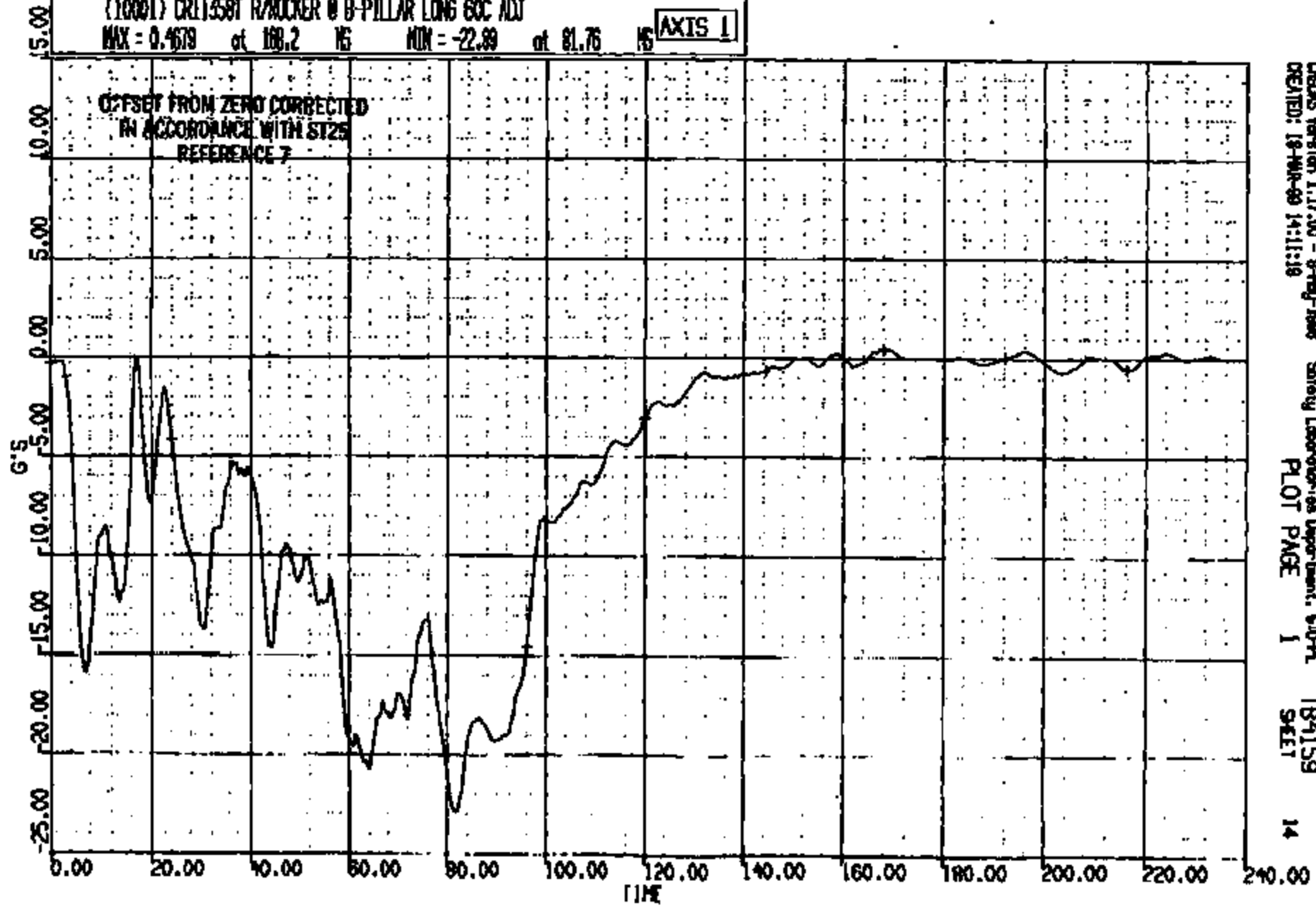


ORINS Version 1.17.00 - 8-May-1998 Safety Laboratories Department, 610-9E TB4159
CREATED: 13-MAR-99 06:12:18 PLOT PAGE 11 SHEET 13

CRTS 0011368

CR R: 11368 TO: TB4159 DATE: 990318 08:03:12
2001 D-188

{10001} CR11358T R/ROCKER @ B-PILLAR LONG 60C ADJ
MAX = 0.4679 at 188.2 MS MIN = -22.89 at 81.76 MS **AXIS 1**



CADDS Version 1.17.00 - 8-Feb-1998 Safety Laboratories Department, 610-A
CREATED: 18-MAR-99 14:11:18 PLOT PAGE 1 SHEET 14

CRTS 0011368

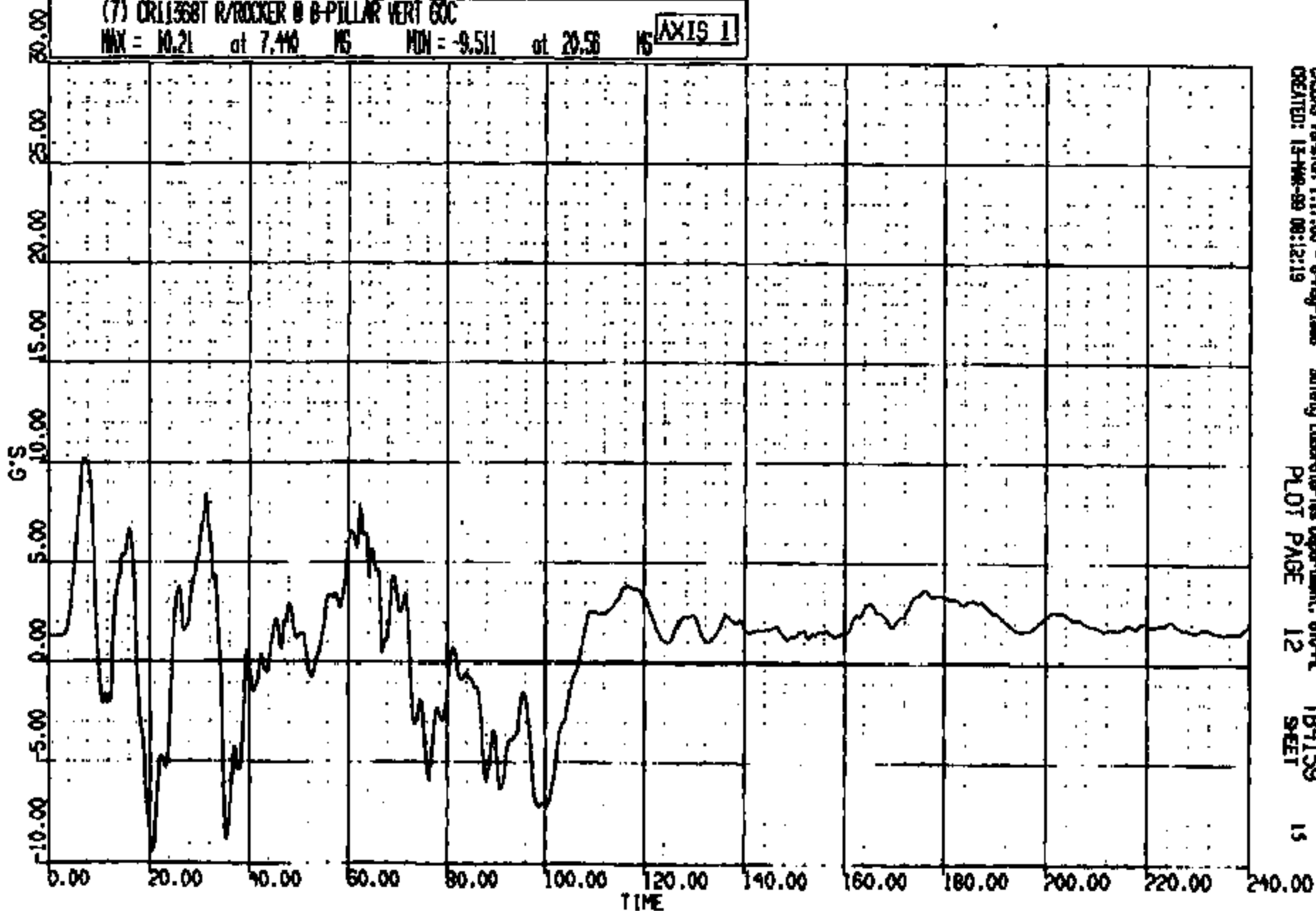
CR R: 11368 TO: TB4159 DATE: 890313 08:03:12

2001 0-188

(7) CR11368T R/ROCKER @ B-PILLAR VERT GOC

MAX = 10.21 at 7.46 MS MIN = -9.511 at 20.58 MS

AXIS 1



CADDS Version 1.17.00 - 8-May-1988
CREATED: 15-MAR-89 08:12:19

Safety Laboratories Department, 610-PL

PLOT PAGE 12

TB4159
SHEET

15

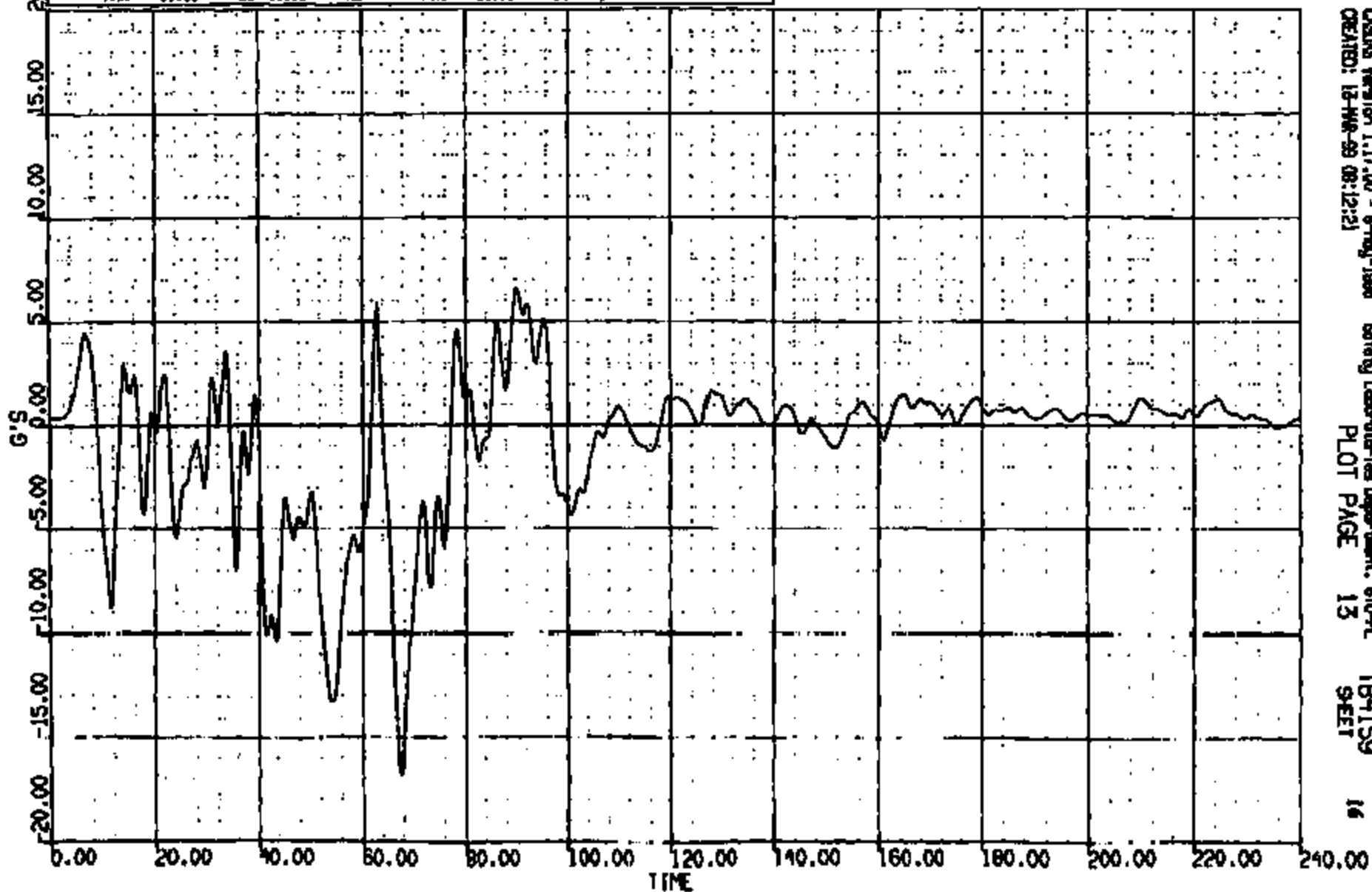
CRIS 0011368

CR R: 11558 TD: TB4159 DATE: 990518 08:05:12
2001 D-186

(8) CR11368T R/ROCKER @ B-PILLAR LAT 60C

MAX = 6.586 at 90.08 NS MIN = -16.86 at 67.41 NS

AXIS 1



CASINS Version 1.17.00 - 8-May-1998
CREATED: 18-MAR-99 08:12:21

Safety Laboratories Department, 610-A
PLOT PAGE 13

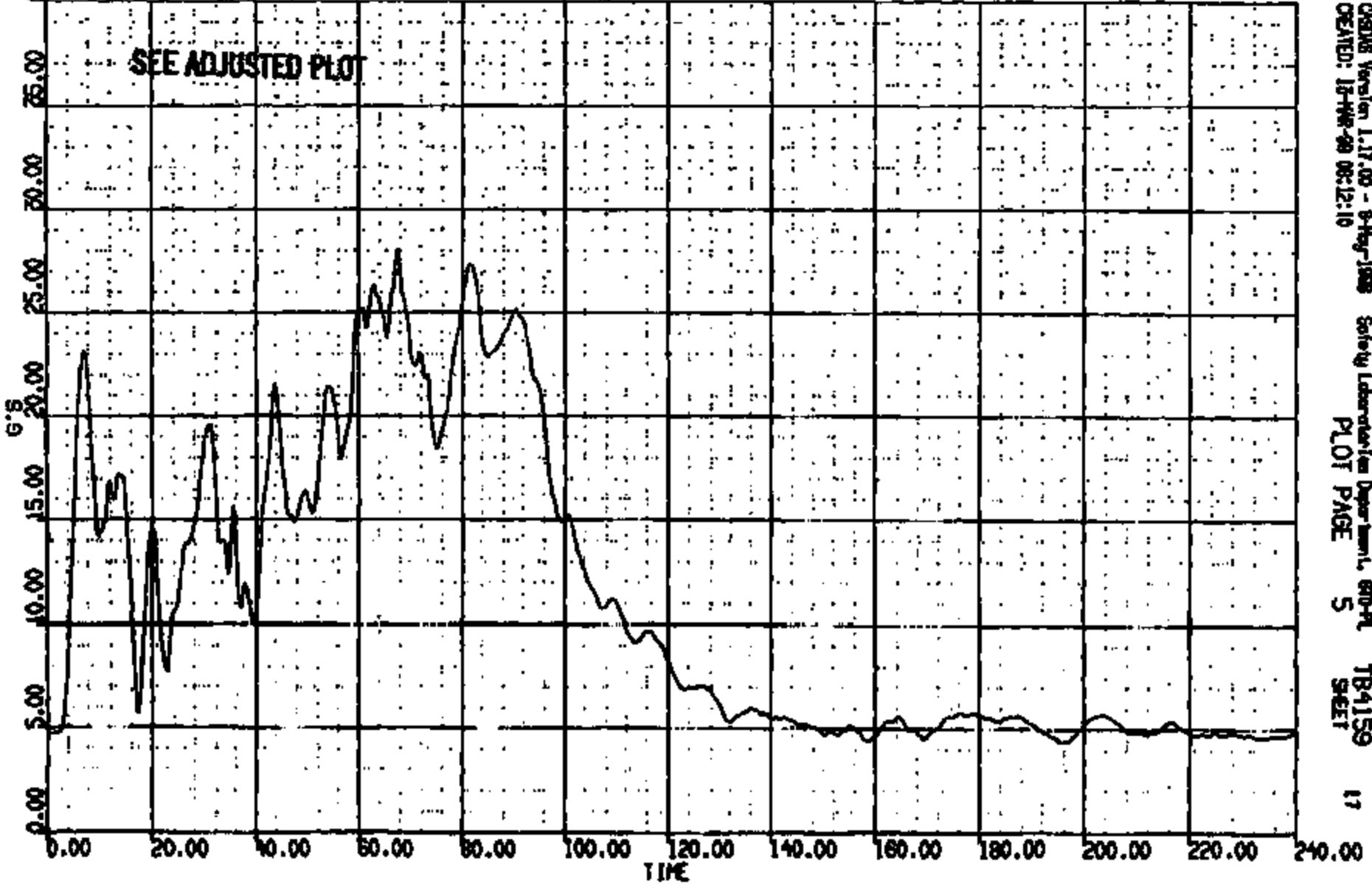
TB4159
SHEET

16

CRTS 0011368

CR R: 11588 TO: TB4159 DATE: 990515 08:08:12
2001 0-186

(10002) CR11368T R/ROCKER @ B-PILLAR RES 60C
MAX = 27.96 at 67.44 MS MIN = 4.369 at 196.0 MS **AXIS 1**



CHDS Version 1.17.00 - 9-May-1999 Safety Laboratories Department, 800-PL
CREATED: 15-MAR-99 08:12:10 PLOT PAGE 5 TB4159 17

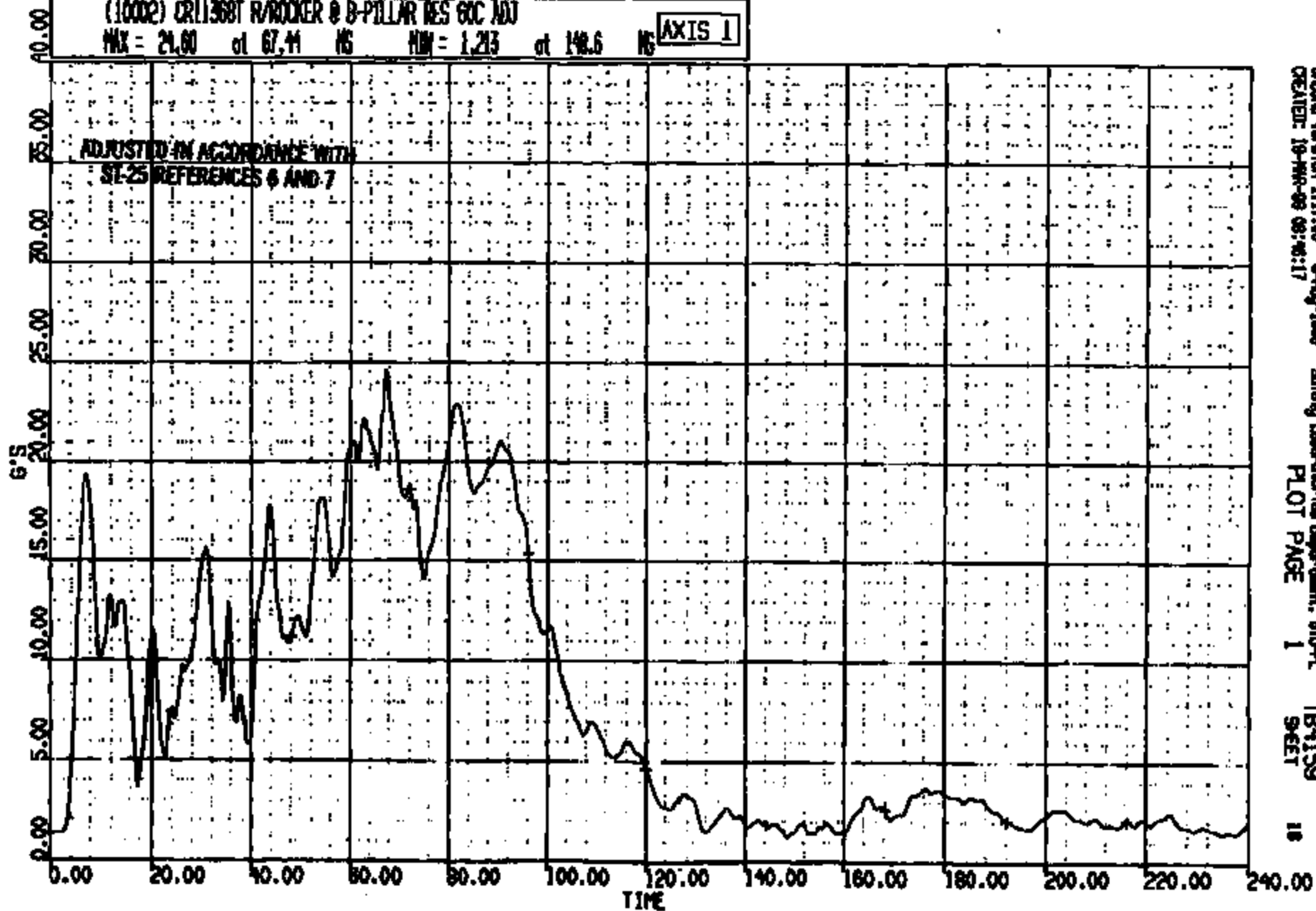
CRTS 0011368

CR R: 11368 TO: TB4159 DATE: 990310 08:03:12
2001 D-186

(10002) CRT1368T R/ROCKER @ B-PILLAR RES 60C ADJ

MAX = 21.00 of 67.41 NS MIN = 1.213 of 148.6 NS

AXIS 1



CADDS Version 1.17.00 - 9-May-1998
CREATED: 19-MAR-99 08:46:17

Safety Laboratory Department, 610-PL
PLOT PAGE 1

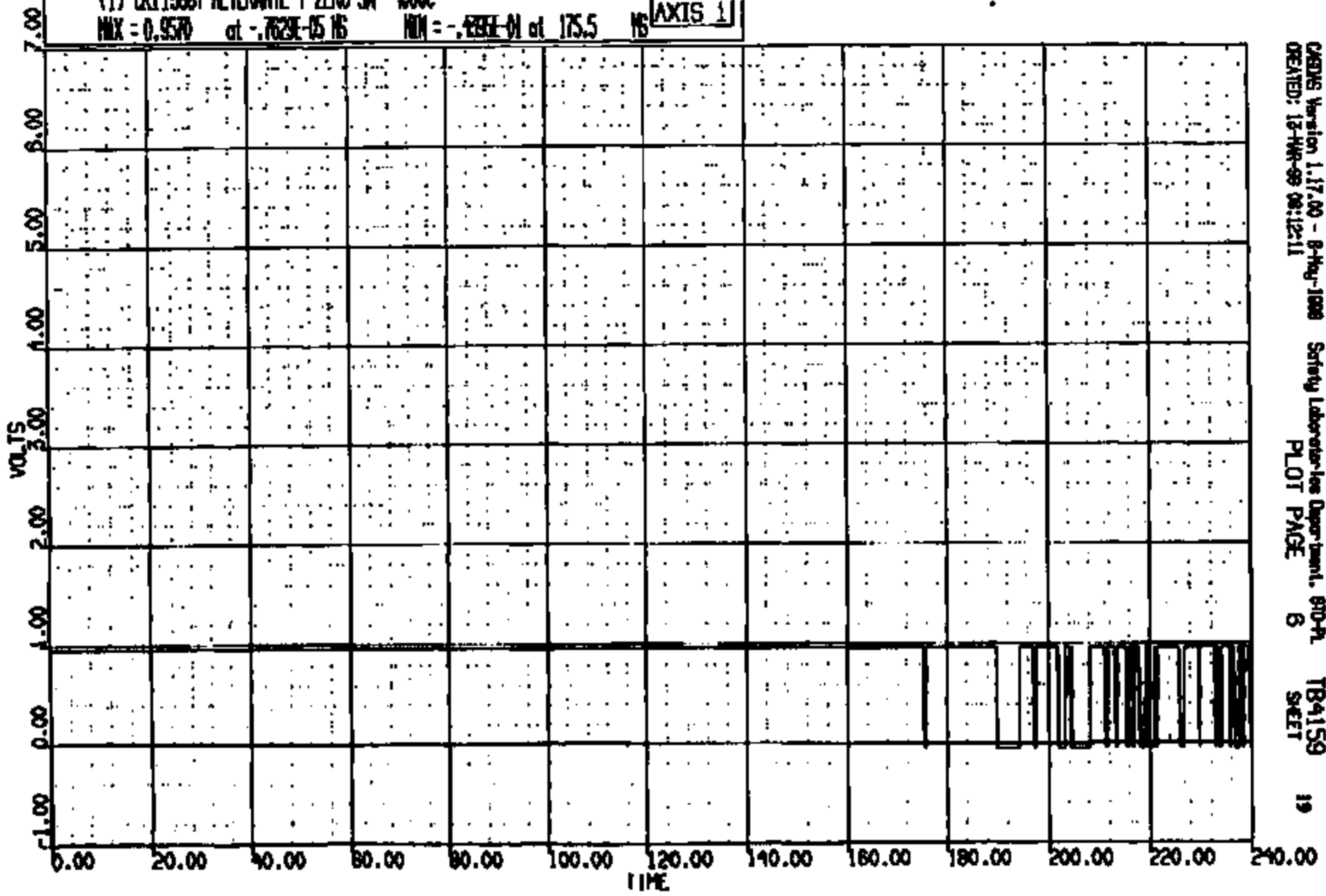
TB4159
9SET

18

CRTS 0011368

CR R: 11368 TO: TB4159 DATE: 090318 08:03:12
2001 D-188

(1) CR11368T ALTERNATE T-ZERO SN 400C
MAX = 0.9570 at -7623E-15 NS MIN = -.233E-01 at 175.5 NS **AXIS 1**



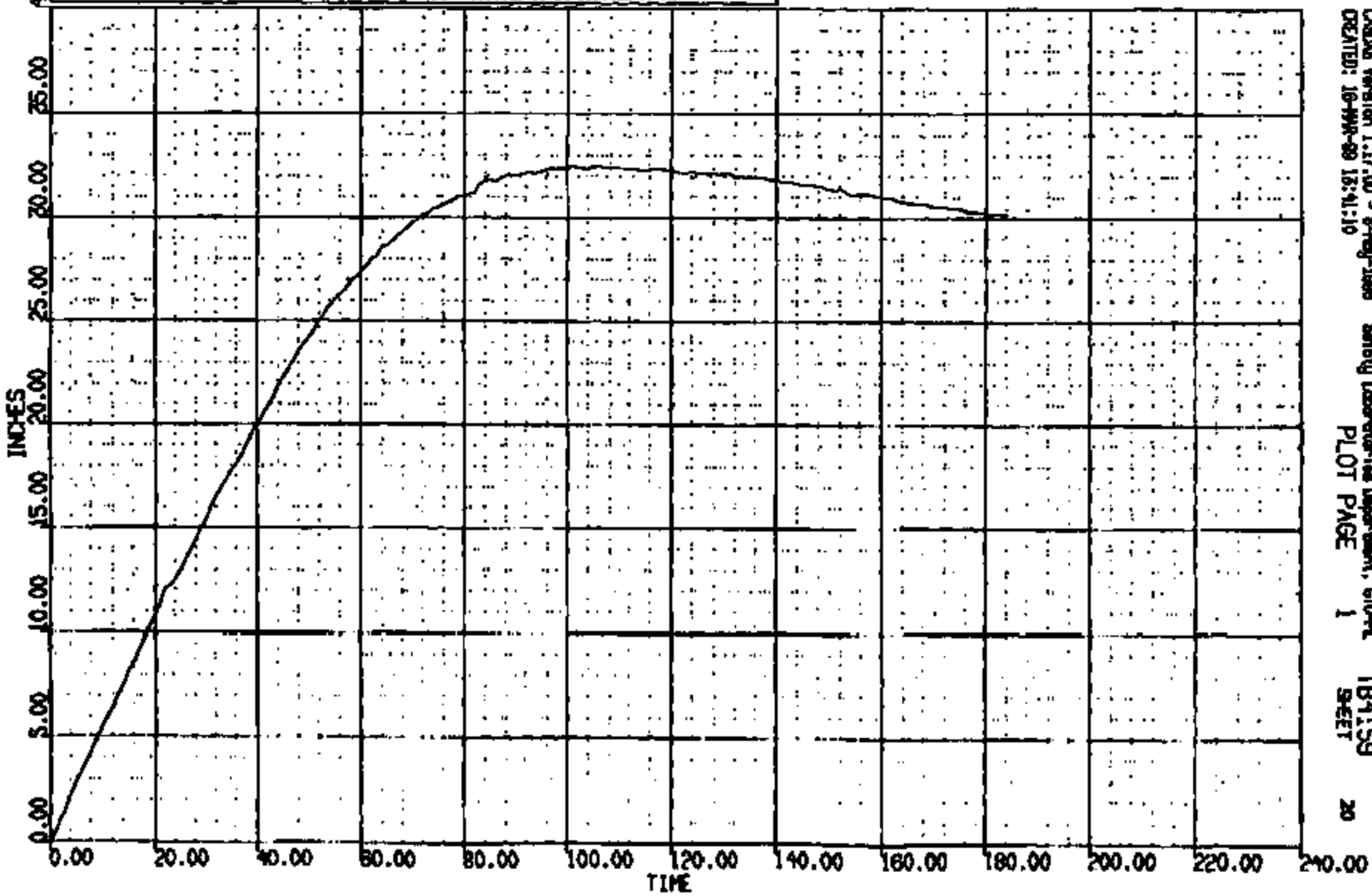
CRSIS Version 1.17.00 - 8-May-1999 Safety Laboratory Department, 870-A TB4159 19
CREATED: 18-MAR-99 08:12:11 PLOT PAGE 6 SHEET

CRIS 0011368

CR R: 11368 TO: TB4159 DATE: 990319 09:08:12
2001 D-199

(0) CRC11368 L TWR AT B PLR MRT L GND REF LONG DISP
MAX = 32.98 at 106.0 MS MIN = 0.000E+00 at 0.000E+00 MS

AXIS 1



CADDS Version 1.17.00 - 8-May-1999 Safety Laboratories Department, GPO-OL
CREATED: 10-MAR-99 16:41:10 PLOT PAGE 1 TB4159 SHEET 20

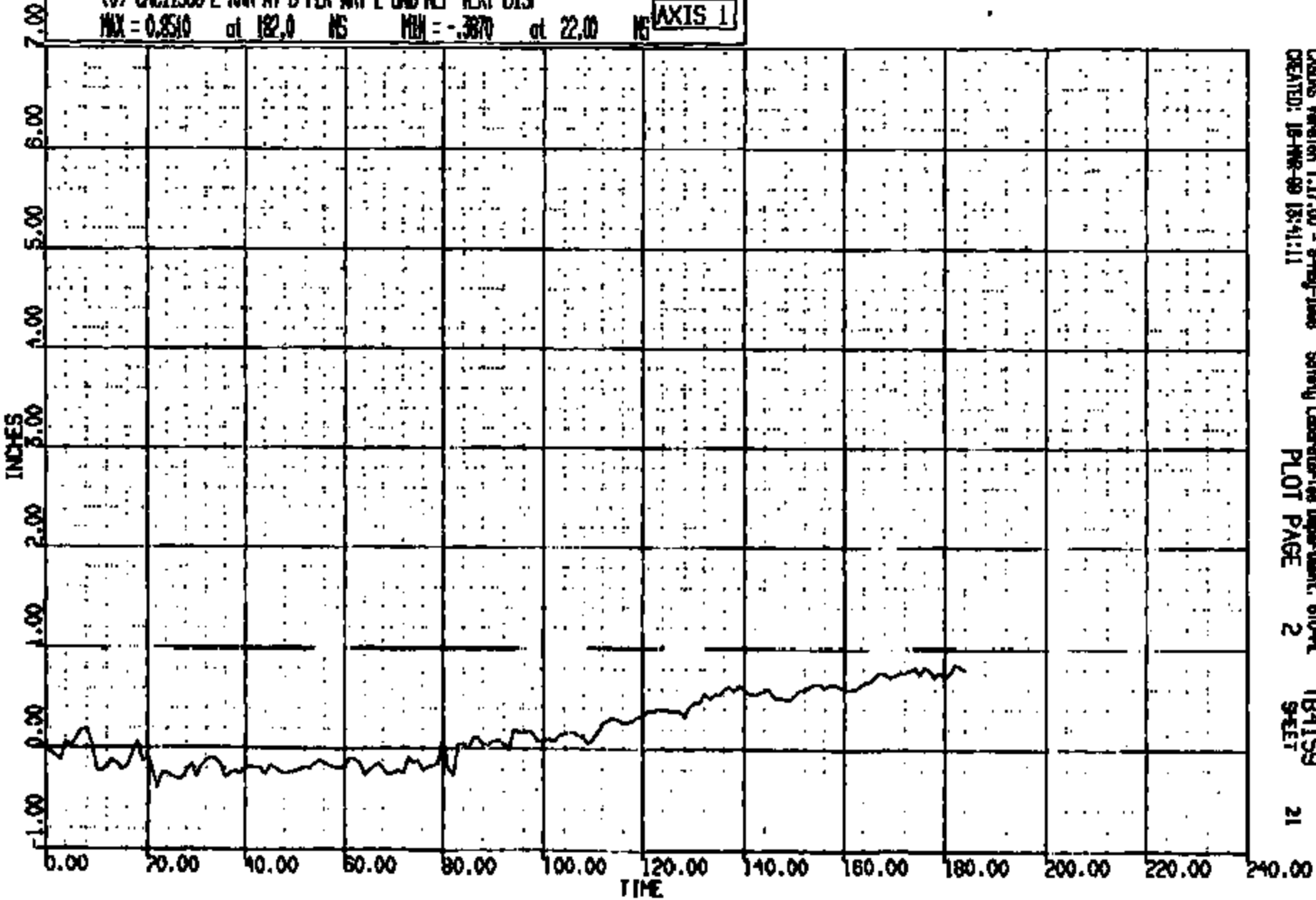
CRTS 0011368

CR #: 11598 TO: TB4159 DATE: 220315 08:05:12
2001 D-180

(D) CR11368 L RGR AT B FLR WRT L END REF VERT DISP

MAX = 0.8510 at 182.0 NS MIN = -.3870 at 22.00 NS

AXIS 1



CRDIS Version 1.17.00 - 8-May-1998 Safety Laboratory Department, 610-PL TB4159
CREATED: JB-NR-00 18:41:11 PLOT PAGE 2 SHEET 21

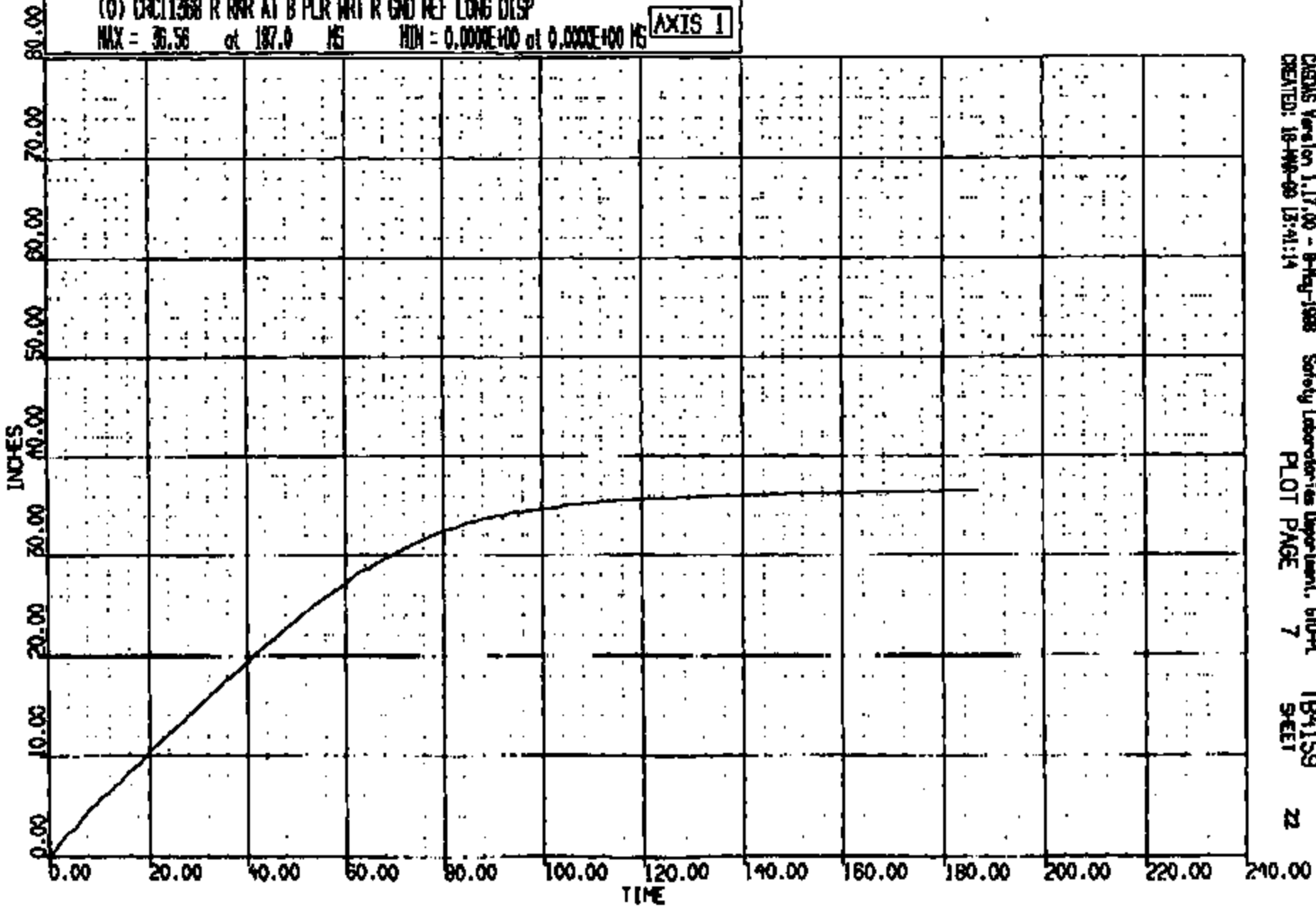
CRTS 0011368

CR R: 11368 TO: T84159 DATE: 890816 08:03:12
2001 D-189

(0) CR11368 R RNR AT B PLR WRT R GND REF LONG DISP

MAX = 36.56 at 187.0 MS MIN = 0.000E+00 at 0.000E+00 MS

AXIS 1



CRSIS Version 1.17.00 - 8-May-1988
CREATED: 18-MAR-89 13:41:14

Safety Laboratories Department, 610-PL
PLOT PAGE 7

T84159
SHEET

22

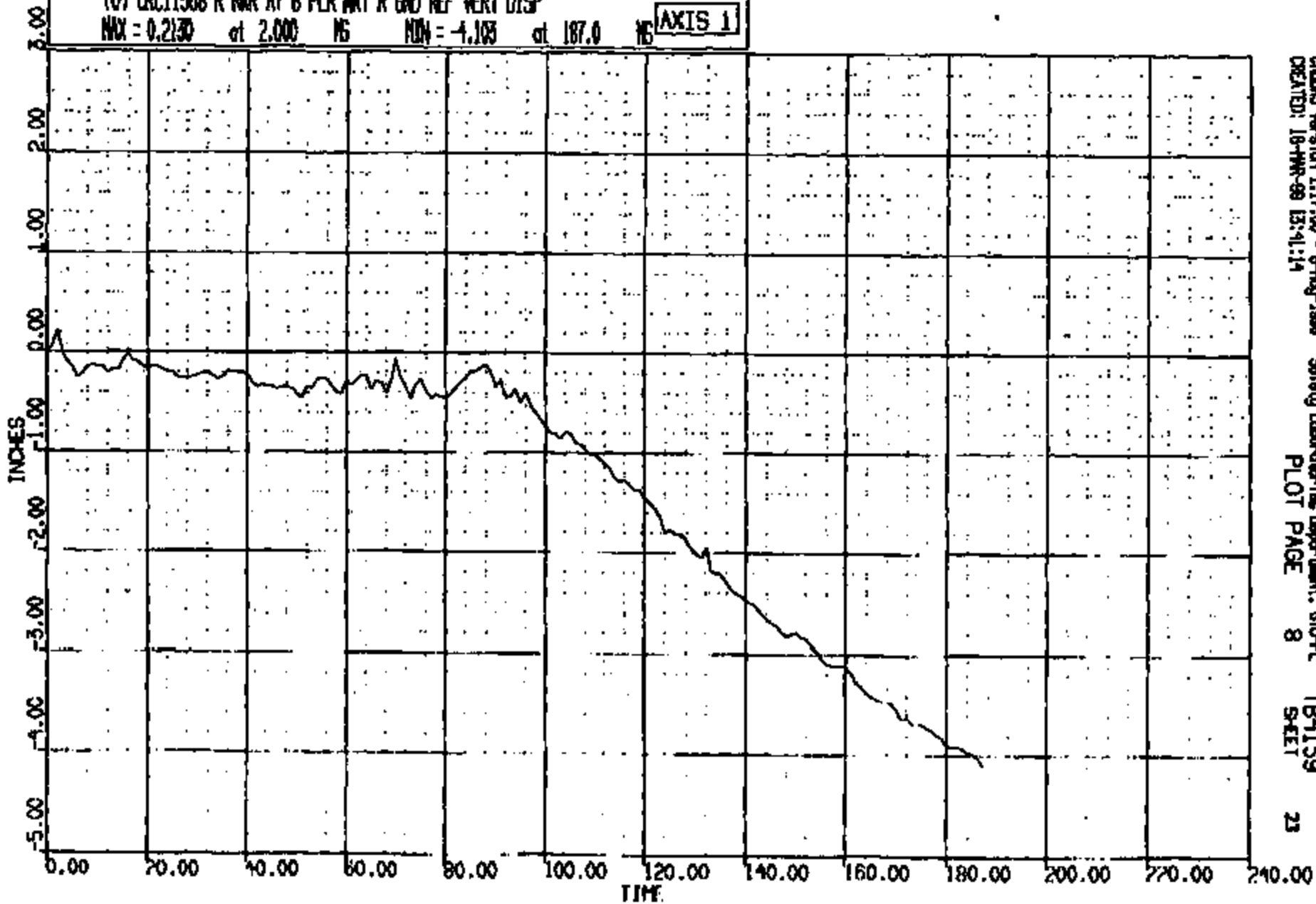
CRIS 0011368

CR R: 11588 TO: TB4159 DATE: 990315 08:03:12
2001 D-199

(0) CRCL1368 R NR AT B FLR WRT R END REF VERT DISP

MAX = 0.2130 at 2.000 NS MIN = -4.108 at 187.0 NS

AXIS 1




CADDS Version 1.17.00 - 8-Aug-1998
CREATED: 18-MAR-99 13:41:14

Safety Laboratories Department: 610-PL
PLOT PAGE 8

TB4159
SHEET

23

CRTS 0011368



CRIS 0011368

Page 1

11368001.570

TO
9157



NAME:


11360003.590

CRTS 0011368



Name : 11368001.JPG

CRTS 0011368



76
9157

Number: 12368006.079

CRTS 0011368



9159

Name: 11368605.570

CRTS 0011368



Name: 11361866.JPG

CRTS 0011368



Name :

11368807.JPG

CRTS 0011368



CRIS 0011368



CRTS 0011368

Frame 1

11368009.JPG



Name :

1130010.070


CRTS 0011368



Page 1

DAF 11089611


CRTS 0011368



Name:


1196012.JPG

CRTS 0011368



Name: 11368013.JPG

CRTS 0011368




1368

Name:

11368014.JPG

CRTS 0011368



Name: 11368015.JPG

CRTS 0011368



Name :

11308016.390


CRTS 0011368



CRTS 0011368


Name :

11368017.JPG



Name: 11368018.392


CRTS 0011368



6159

Memorandum 11360019.390

CRTS 0011368



Kam 1

11368020.390

CRTS 0011368



Name :

11368031.070

CRTS 0011368



Image 1 1136M022.JPG



Name :

11368023.JPG




Name : 21968034.579

CRTS 0011368



11368025.JPG



CRIS 0011368

Name:


11368026.JPG



113658

Name: 11360027.JPG


CRTS 0011368



Name:


11368028.578

CRTS 0011368



Name : 11388629.JPG


CRTS 0011368



File Name:

11368030.JPG

CRTS 0011268




11368

11368

CRTS 0011368

Name:


11368031.570



11368

Name: 11368831.573

CRTS 0011368



TB
4159

Name: 11388033.079


CRIS 0011368



Page 1

11348034.JPG

CRTS 0011368



899311

Mem: 11360038.200

CRTS 0011368





Image:


11368036.JPG

CRTS 0011368



Name :


11368037.JPG



02amh i

11368038.590


CRTS 0011368



Name :


11368039.JPG

CRTS 0011368



Name: 11368040.JPG


CRTS 0011368



8911

Name: 11368041.JPG


CRTS 0011368



0981

Name : 11368042.390


CRTS 0011368



CRIS 0011368

Page 1

11368043.578



Name: 11568044.JPG

CRTS 0011368



Name:

11368045.JPG

CRTS 0011368

CRIS 0011368



Name:

21388044.570



Image 1

33388647.370

CRTS 0011368



Memorandum: 113680648 .5790

CRITS 0011368



Name: 11368049.JPG




Photo 1

11368090.JPG


CRTS 0011368

TB
4159

CRTS 0011368

Name:

11260061.393



DATA 1 11360052.JPG

CRIS 0011368



11368031.JPG

CRTS 0011368



CRTS 0011368

12160056.JPG



Page 1

11360056.JPG



NAME:

11348096.JPG

CRTS 0011368




Page: 11348057.320



Name :

11368068 .JPG

CRIS 0011368



Name :

1136069.JPG

CRTS 0011368





Image: 11368060.JPG

CRTS 0011368



04011368

Page 1

CRTS 0011368



Page 1

11368062.JPG



Page:

11388062.JPG

CRTS 0011368



GTO Test Request

Requester / Coordinator (PRDP#):

DERRIGO

SALE PERIGO

Performing Activity: Crash Barrier Test Lab	Date Submitted: 10-FEB-1999	Requested Completion Date: 18-MAR-1999	Requester Reference Number: 7
Procedure Number: BT-14	Request Title and / or Subject of Request: 8001 20 MPH 20 CRASH BARRIER WARDEN		
EMSA Requester's Dept No.: Test: AVB15A	Work Task / Work Order Number: F16	Request submitted to verify control item compliance with Government Regulations: Yes: <input type="checkbox"/> No: <input checked="" type="checkbox"/>	
EMSA Requester's (PRDP#): DERRIGO	EMSA Requester's Name: DALE PERRIGO		

Complete the following two questions as indicated

1 - Rational for not replacing this test by CAE Analysis:

- No CAE Methodology or process available
 For CAE Correlation
 Inefficient conditions in CAE
 To obtain basic data for CAE
 Replacement or improvement of existing Test
 Testing in Caliber
 Mandatory or Regulatory
 Certification
 Development test for FB
 Not applicable

Other:

(Check appropriate boxes)

2 - What is the expected Test Outcome:

- Results will meet SAE/ISO requirements (SIP-01)
 System Development will not meet Test specification
 Unhappy
 Move to Stand on DMV

Other:

"RECORD COPY"
 Schedule No. 7-7-12
 Retain Until 2019

(Check appropriate boxes)

Request Purpose / Request Procedure or Description of Request:

TEST-BT-14 Barrier Collision Test - Star Out, Warden, Fuel Eye (Motor Prod)

Test Object:	Reference Object	Reference Description
	NA	NA
Sample #	Object ID	Object Description
1	DD18008	AP 2001 DWS WARDEN

Signature Approvals (As Required for Control Purposes)

Requesting Engineer: DALE PERRIGO
 Requesting Supervisor/Manager: NOT REQUIRED
 Assigned Coordinator: _____
 Assigned Supervisor: _____

BARRIER TEST REQUEST

TB4198

TEST OBJECTIVE: FMVSS 301
 IMPACT SPEED (MPH) = 31
 TEST PROCEDURE: ST-14
 IMPACT TEST VEHICLE FRONTALLY INTO 90 DEGREE RIGHT RIGID BARRIER.
 CONDUCT POST TEST ROLLOVER

TEST VEHICLE TAG: **880V720**
 TEST VEHICLE VIN: **1FAPP883XG118579**
 MODEL: **D188**
 MODEL YEAR: **2001**
 ENGINE/TRANS: **3L 4N/424N**

TASK NO.: **F76**
 BILLABLE DEPT.: **T8E1**

FUEL:	TYPE	RATED	85 % FILL
		CAPACITY (GAL.)	(GAL.)
	STANDARD	18	17.1

TIRE PRESSURE (PSI):	FRONT =	30	REAR =	30	SPARE =	NA
	CLUB WEIGHT (LBF.):	2133		1407		3540
	TEST WEIGHT (LBF.):	2282		1850		4292
					+- =	20

RIDE HEIGHTS (IN.):
 FRONT = **LEVEL ROX** REAR = **LEVEL ROX**
 +- = **TO GROUND** +- = **TO GROUND**

WEIGH UP INSTRUCTIONS:

MAY REMOVE: HOOD, DECK LID, DOOR GLASS, INTERIOR TRIM
 DO NOT PLACE WEIGHT: UNDERHOOD EXCEPT IN ENGINE
 MAX ADD TO ENGINE: 75 LBF.
 LOAD TO TEST WEIGHT & LEVEL ROCKERS WRT GROUND.
 SPRING INSERTS ACCEPTABLE.

OCCUPANT TYPE: LEFT FRONT = **WATER BOTTLE**
 RIGHT FRONT = **WATER BOTTLE**

DUMMY POSITIONING: **RA** DRIVER FOOT-REST: **NO**

SEAT POSITIONING:		LONG	VERT	BACK ANGLE (DEG.)	PIG CHECK
		LEFT FRONT =	MID	FULL DOWN	27.2 (FRAME)
RIGHT FRONT =	MID	FULL DOWN	27.2 (FRAME)	N	

RESTRAINTS USAGE:	BELT	PIG BELT	PIG BAG	SIDE BAG
	LEFT FRONT =		INERT	INERT
RIGHT FRONT =		INERT	INERT	

SENSOR SYSTEM: NOT MONITORED.

BARRIER TEST REQUEST

TR4150

DIMENSIONAL ANALYSIS:

NONE

Created: 11/4/98
Revised: 11/24/98
Printed: 3/2/99, 3:17 PM

Page 2 of 3

Created By: D. Parfitt, 84-60218
File: 84150

CRTS 0011368

BARRIER TEST REQUEST

TB4198

STILL PHOTO: STANDARD PRE & POST TEST
 CLOSE UPS OF FUEL SUPPLY LINE CONNECTION TO FUEL RAIL, PRE & POST TEST.
 CONTACT REQUESTOR FOR ADDITIONAL INSTRUCTIONS.

HIGH SPEED FILM:

OFFBOARD		
1	RIGHT	OVERALL
2	LEFT	OVERALL
3	OVERHEAD	OVERALL
4	OVERHEAD	A-PILLAR FORWARD
5	RIGHT	TOP OF BARRIER, FUEL RAIL CLOSEUP
6	RIGHT	IN LIGHTS, FUEL RAIL CLOSEUP FROM SIDE
7	CENTER	TOP OF BARRIER, ENGINE CLOSEUP
8	RPT	A-PILLAR FORWARD
TOTAL OFFBOARD =		8
TOTAL ONBOARD =		0

FILM ANALYSIS:

	DESCRIPTION	ACCEL	VEL	DSP	ANGLE
1	LFT RKR LONG @ B-PILLAR WRT GROUND		X	X	
2	LFT RKR VERT @ B-PILLAR WRT GROUND		X	X	
3	RGT RKR LONG @ B-PILLAR WRT GROUND		X	X	
4	RGT RKR VERT @ B-PILLAR WRT GROUND		X	X	

DIGITIZED FILM: NONE

SPECIAL BUILD INSTRUCTIONS:

- 1 REMOVE HOOD AND DECKLID
- 2 UPDATE COILPACKET ASSY AND SPARK PLUG WIRES.
- 3 COLOR CONTRAST UNDERBODY AND ENGINE COMPARTMENT.
- 4 MAKE AIRBAGS AND PRETENSIONERS RIGHT

FUNCTION	NAME	PHONE	PAGER
REQUESTOR:	D. PERIGO	84-88018	DPER
BLD. COORD:	B. PAGANO	33-38846	BPAG
SUPERVISOR:	K. ARTHURS	88-08188	KART

DATE	DESCRIPTION	PAGES AFFECTED	AUTHORIZATION
3/8/88	CORRECTED VIN NUMBER	1	DSP
3/8/88	INDICATED THAT PRETENSIONERS WERE INERT	1	DSP
3/8/88	CHANGED WORDING ON SPECIAL BUILD INSTRUCTIONS #4	2	DSP

Created: 11/4/88
 Revised: 11/24/88
 Printed: 3/5/89, 3:17 PM

Created By: D. Perigo, 84-88018
 File: TB4198

"RECORD COPY"

Schedule No. 7-7-12

Retain Until 2019

FINAL TEST REPORT

CONFIDENTIAL

**Global Test Operations
Advanced Vehicle Technology**

TO:	A. Taab	Test Order No.	T-84180
		Work Task W. O. No.	F16
		Test Date	8/18/99
		Date Reported	5/14/99
		Sheet	1 of 21
SUBJECT:	Crash Test 11269 (90° Front Fixed Barrier Impact at 34.9 ± 0.4 mph, 56.3 ± 0.6 km/h) - 2001 Taurus (D100) 4-Door Wagon		
REQUESTED BY:	Vehicle Safety and CAE Department, Advanced Vehicle Technology - D. Farrigo		
OBJECT:	To obtain development data relative to FMVSS 301.		
SUMMARY OF TEST RESULTS:	See Section 1.0 for fuel spillage data.		



R. Olin
Engineering Data Control Analysis



Concur: E. Leah
Section Supervisor
Operations Engineering Section

VEHICLE DATA:

Make and Model 2001 Taurus (D186) 4-Door Wagon

ID Numbers 1FAFP386XXG118380, 590-W-731, DD190003

Power Train 3.0L, EFI, Automatic (AX4N) Transaxle

Fuel Tank(s) Usable Capacity: 18.0 gal. (68.1L)
Test Condition: The "run dry" tank was filled with red-dyed Stoddard solvent to 95% of its rated usable capacity.

Front Seat(s) Type: Bucket
Cover: Cloth
Tracks/Position: LF: 6-Way Power/Mechanical Mid and Down
RF: Manual/Mechanical Mid
Seat Backs/Position: Adjustable/27.0° Rear of Vertical
Head Restraints/Position: Adjustable/Down
Lumbar Support/Position: LF: Power/Deflated

Restraint System LF: 3-Point Continuous Loop Active Belt with Inert Pyrotechnic Belt
RF: 3-Point Continuous Loop Active Belt with Inert Pyrotechnic Belt

Occupants LF & RF: Water Filled Containers (Simulating 50th Percentile Male, Hybrid II, Uninstrumented Dummy)

Test Weight Front: 2963 lb (1372 kg)
Rear: 1890 lb (857 kg)
Total: 4253 lb (1929 kg)

Tires Front: P205/65R15 30 psi (207 kPa)
Rear: P205/65R15 30 psi (207 kPa)
Spare: Removed

Significant Content or Accessories: Air Conditioning, Power Steering, Power Brakes, Tilt Steering Wheel

GENERAL TEST COMMENTS:**1. Test Procedure**

The test was performed according to the following Corporate test procedure(s):

- Fixed Barrier Collision, T657-ST-14 dated July 17, 1996.
- NFI Fuel System Stoddard Solvent Fill, ST-11 REF. 4.
- Fuel System Static Rollover, T657-ST-34 dated July 17, 1996.

2. Remarks

Crash movies, pre- and post-crash still images of the test vehicle and copies of this report are available through the Operations Engineering Section, Safety Laboratories Department, GTO. The crash still images are stored and archived on CD ROMs. The file names of the still images are listed under crash number and a three digit sequence number which are 1186001 through 1186063.

TEST RESULTS:

1.0 Fuel System Integrity (FMVSS 301)

There was no fuel system spillage during or for thirty minutes following impact or during the post-crash static rollover test.

3.0 Vehicle Crush, Film Analysis and/or Instrumentation Data

Time histories of the vehicle accelerations and other instrumentation are included in this report.

Time histories of vehicle dynamic displacements obtained from Film Analysis are included in this report.

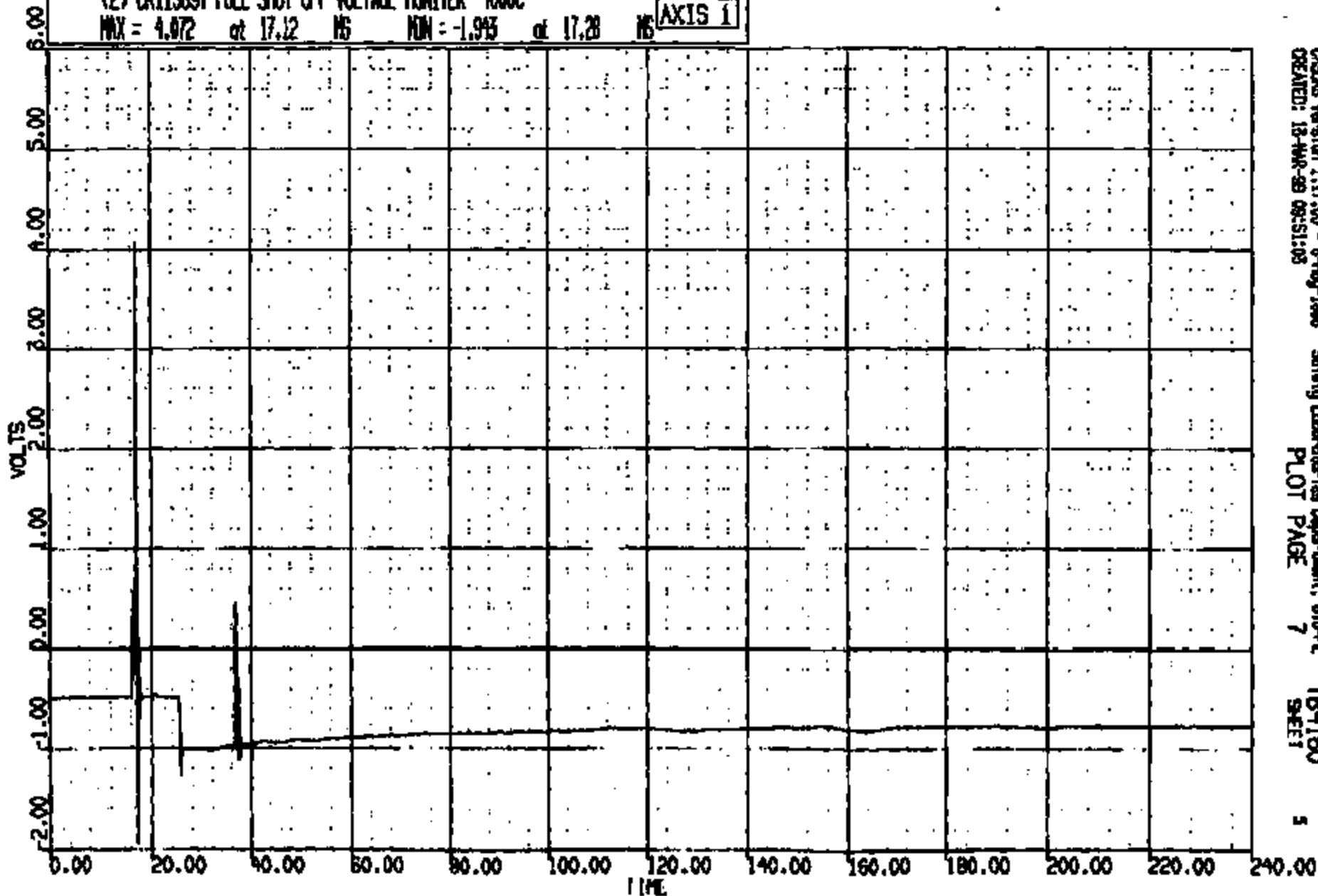
Time histories of any requested derived data (i.e. integrations, etc.) were given to the requesting activity and are not included in this report.

CR R: 11369 TO: TB4160 DATE: 990315 09:59:59
2001 D-160

(2) CR11369T FUEL SHUT OFF VOLTAGE MONITOR 400C

MAX = 4.972 at 17.12 MS MIN = -1.993 at 17.28 MS

AXIS 1



CRSIS Version 1.17.00 - 8-May-1998
CREATED: 13-MAR-99 09:51:03

Safety Laboratories Department, 610-A
PLOT PAGE 7

TB4160
SHEET

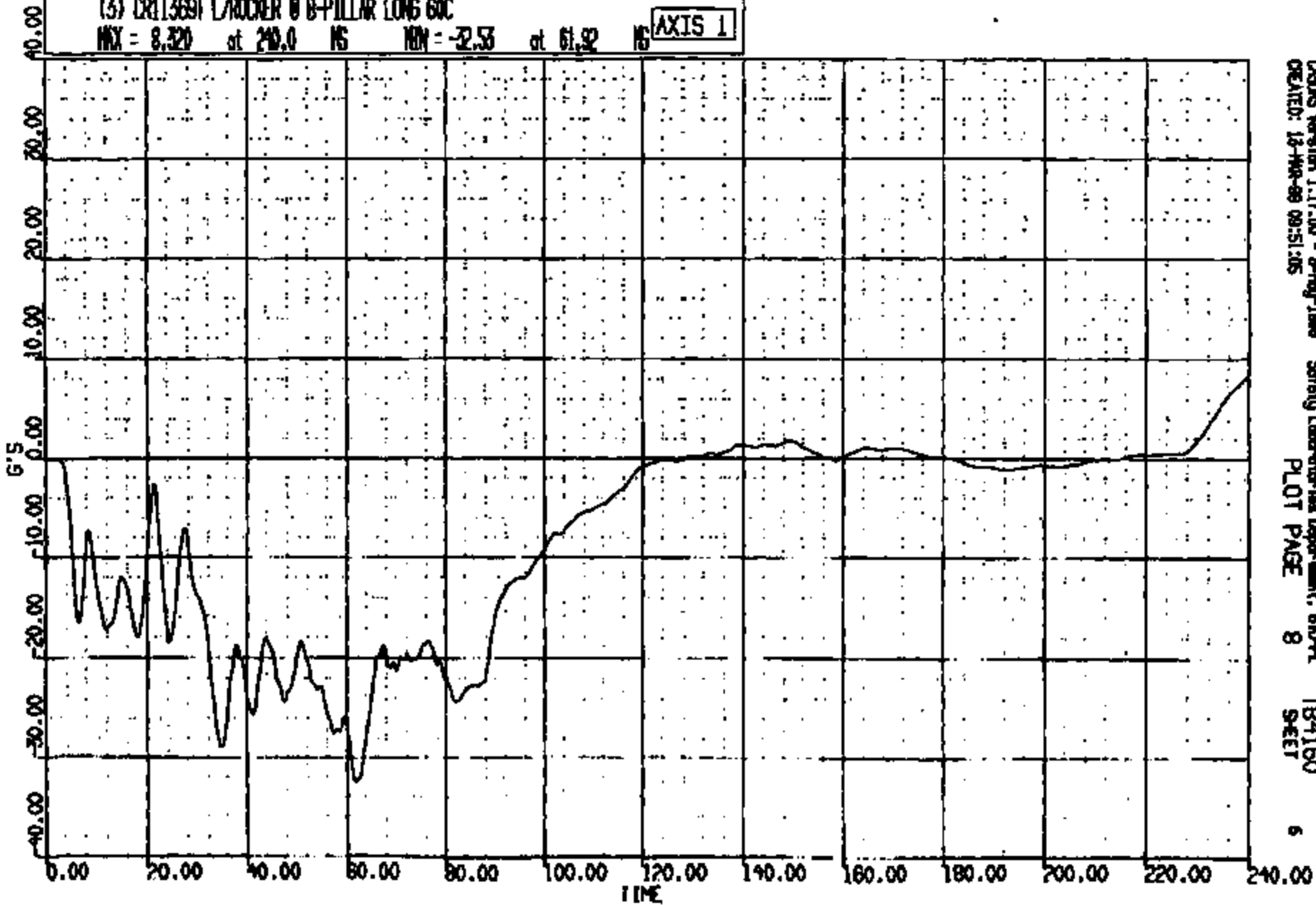
5

CRIS 0011369

CR R: 11369 TO: TB4160 DATE: 890318 09:29:28
2001 D-188

(3) CR11369T L/ROCKER @ B-PILLAR LONG 60C
MAX = 8.320 at 240.0 MS MIN = -22.53 at 61.92 MS

AXIS 1

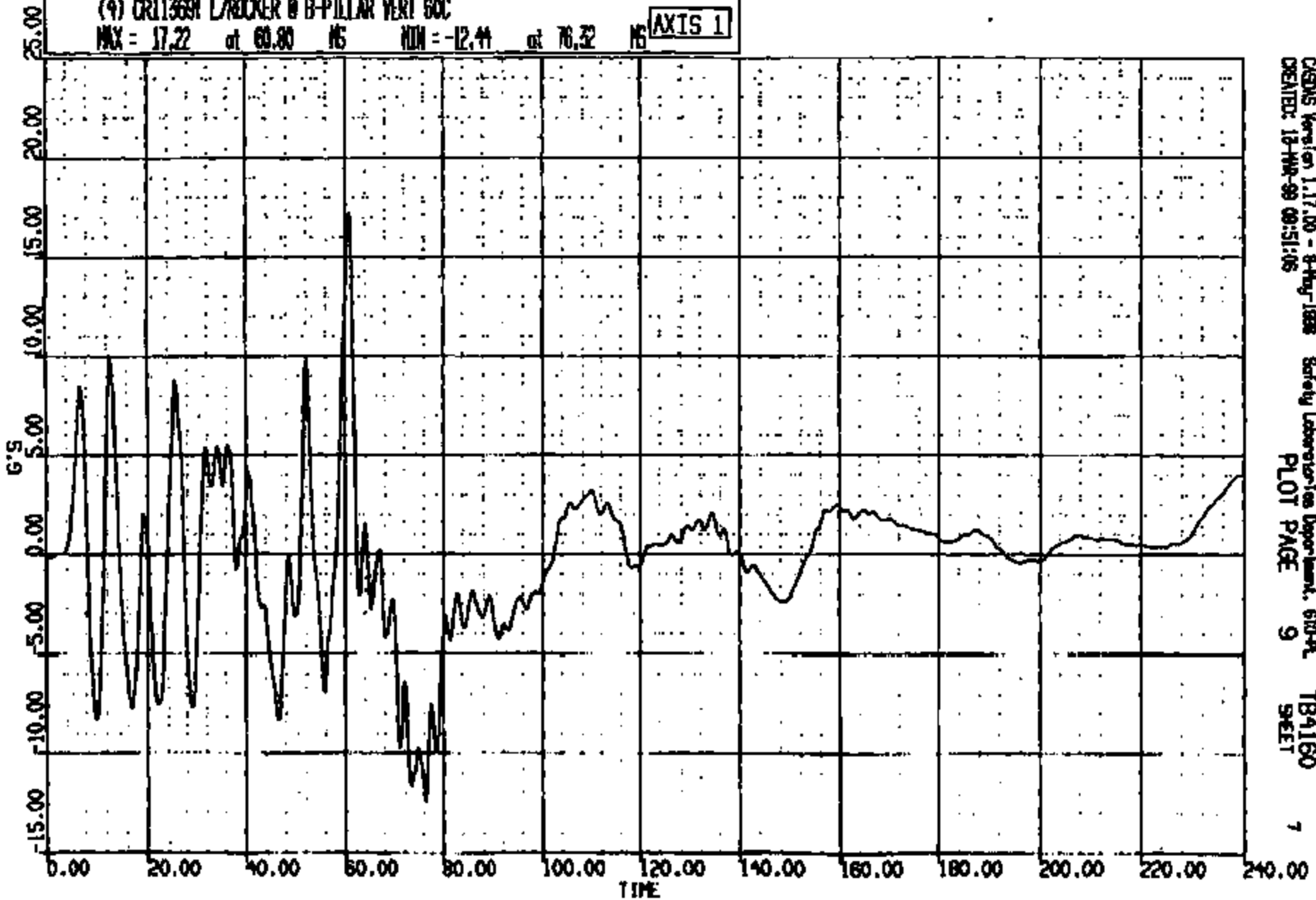


CRS Version 1.17.00 - 8-Aug-1989 Safety Laboratory Department, 610-PA TB4160
CREATED: 13-MAR-89 09:51:05 PLOT PAGE 8 SHEET 6

CR11369

CR R: 11589 TO: TB4160 DATE: 890313 09:39:38
2001 D-188

(4) CR11369F L/ROCKER @ B-PILLAR VERT GOC
MAX = 17.22 at 60.80 MS MIN = -12.44 at 76.32 MS **AXIS 1**



CRSIS Version 1.17.00 - 8-May-1988 Safety Laboratories Department, 6120-A TB4160
CREATED: 18-MAR-89 09:51:06 PLOT PAGE 9 SHEET 7

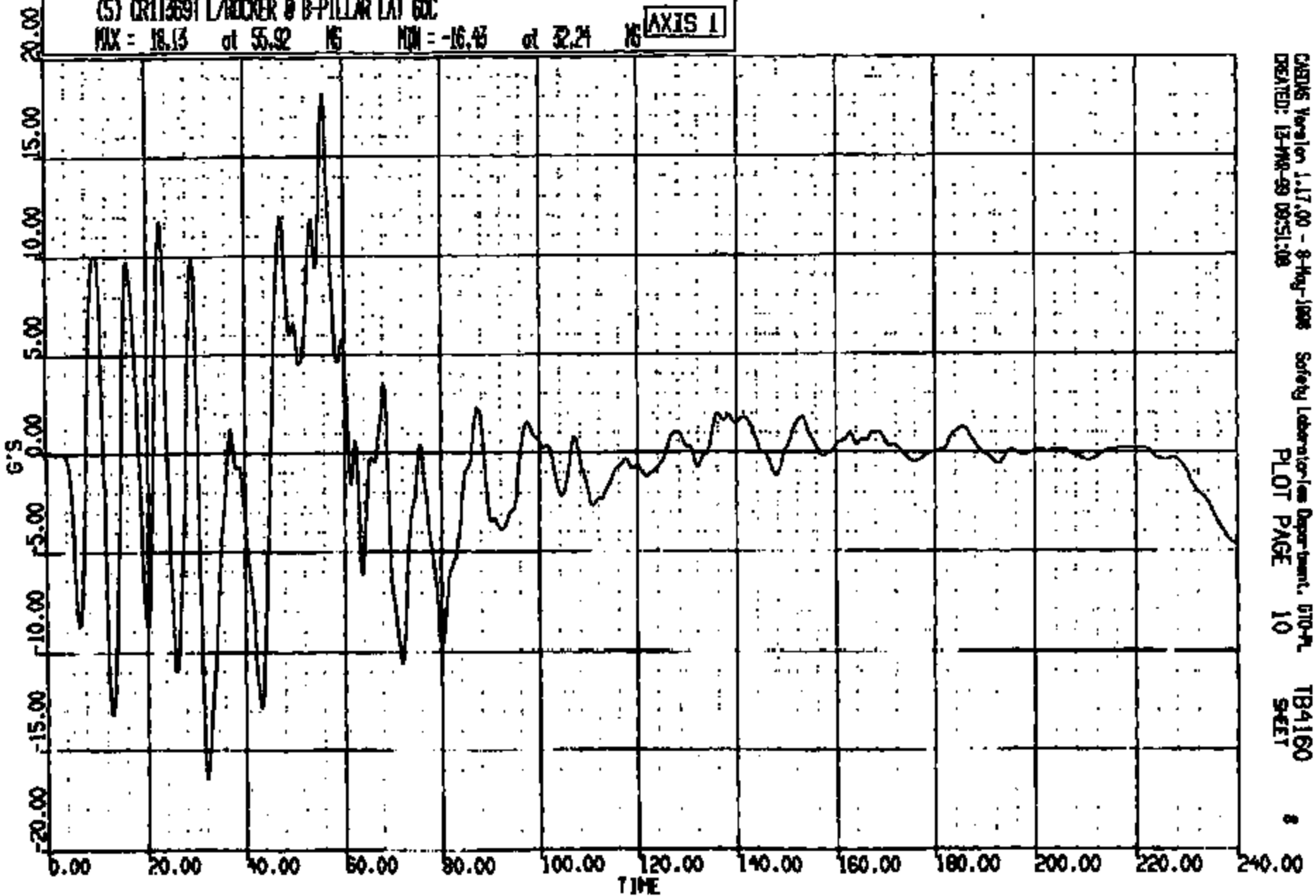
CRIS 0011369

CR R: 11209 TO: TB4160 DATE: 000515 09:59:58
2001 D-180

(5) CR11369T L/ROCKER @ B-PILLAR LAT 60C

MAX = 18.13 at 55.92 NS MIN = -16.43 at 32.24 NS

AXIS 1



CRMS Version 1.17.00 - 8-Aug-1998
CREATED: 13-MAR-99 09:51:08

Safety Laboratories Department, DTIC
PLOT PAGE 10

TB4160
SHEET

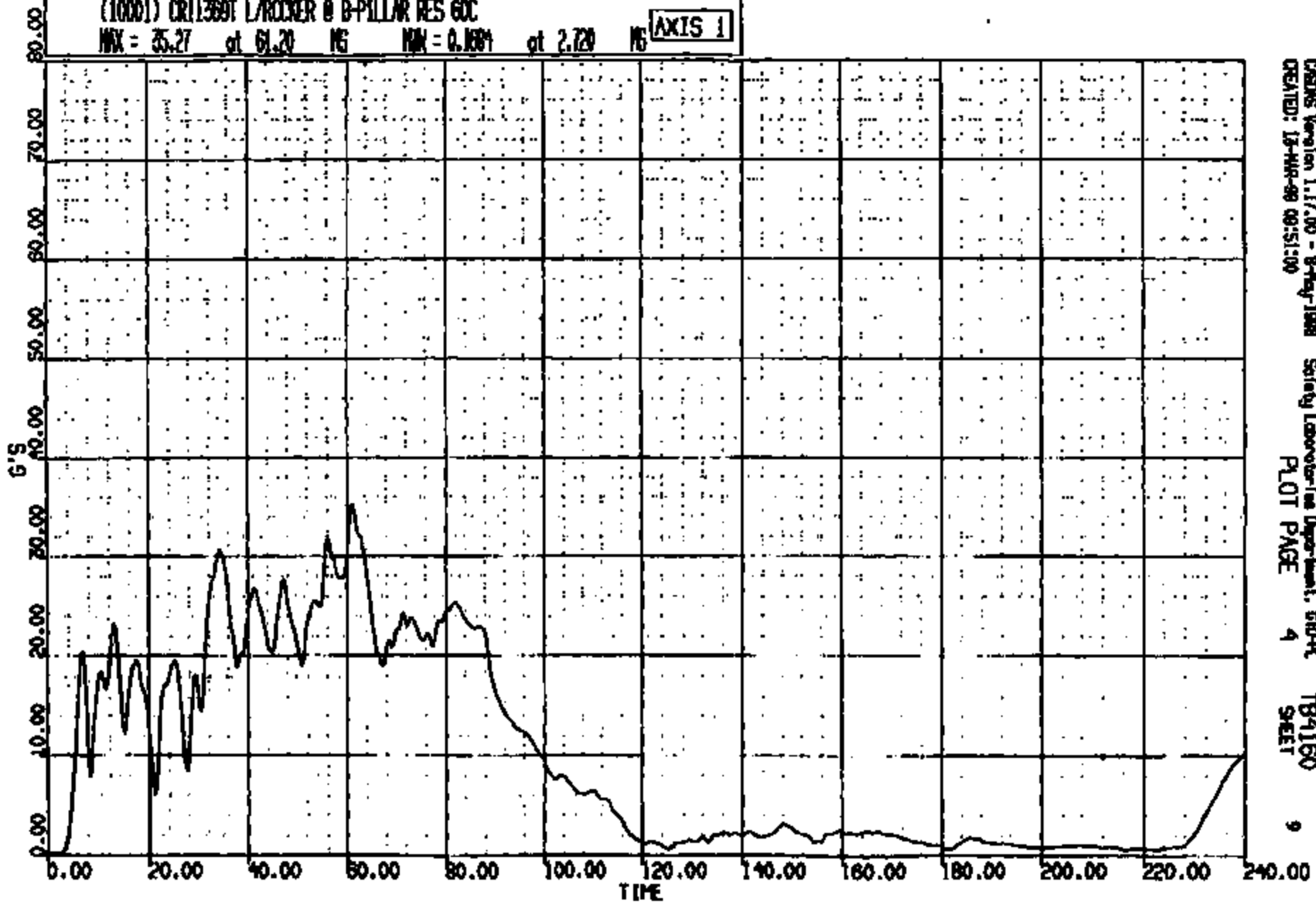
CRIS 0011369

CR R: 11369 TO: TB4160 DATE: 990518 09:59:38
2001 0-188

(10001) CR11369T L/ROCKER @ B-PILLAR RES 60C

MAX = 35.27 at 61.20 MS MIN = 0.0001 at 2.720 MS

AXIS 1



CASMS Version 1.17.00 - 8-May-1998
CREATED: 12-MAR-99 09:51:00

Safety Laboratory Department, SRO-A
PLOT PAGE 4

TB4160
SHEET

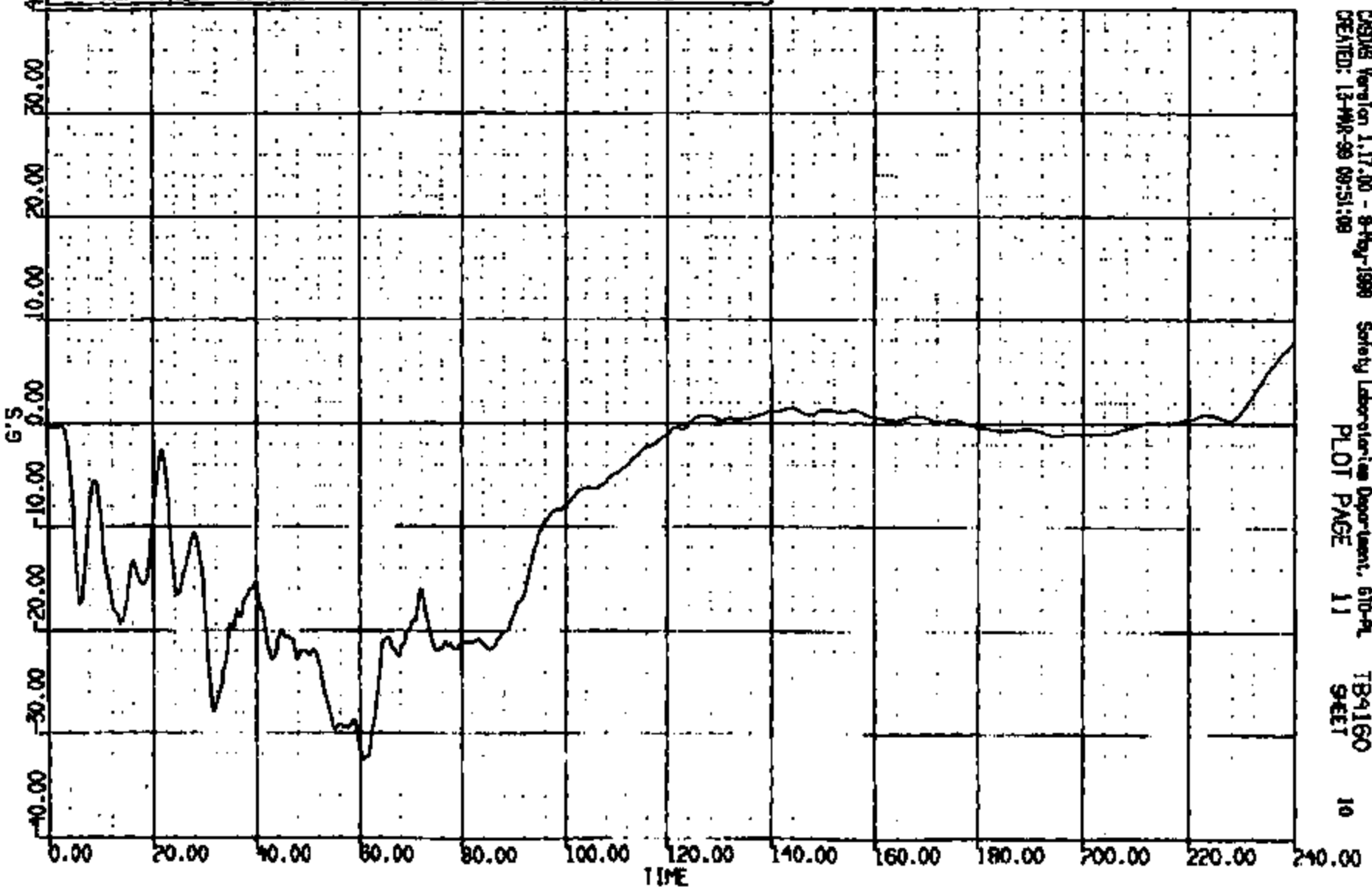
9

CRIS 0011369

CR R: 11369 TO: TR4160 DATE: 890518 09:38:26
2001 D-188

(6) CR11369T R/ROCKER @ B-PILLAR LONG 60C
MAX = 7.922 at 290.0 MS MIN = -32.46 at 60.56 MS

AXIS 1



CSGMS Version 1.17.00 - 9-May-1989 Safety Laboratories Department, 610-PA
CREATED: 13-MAR-89 09:51:08 PLOT PAGE 11 SHEET 10

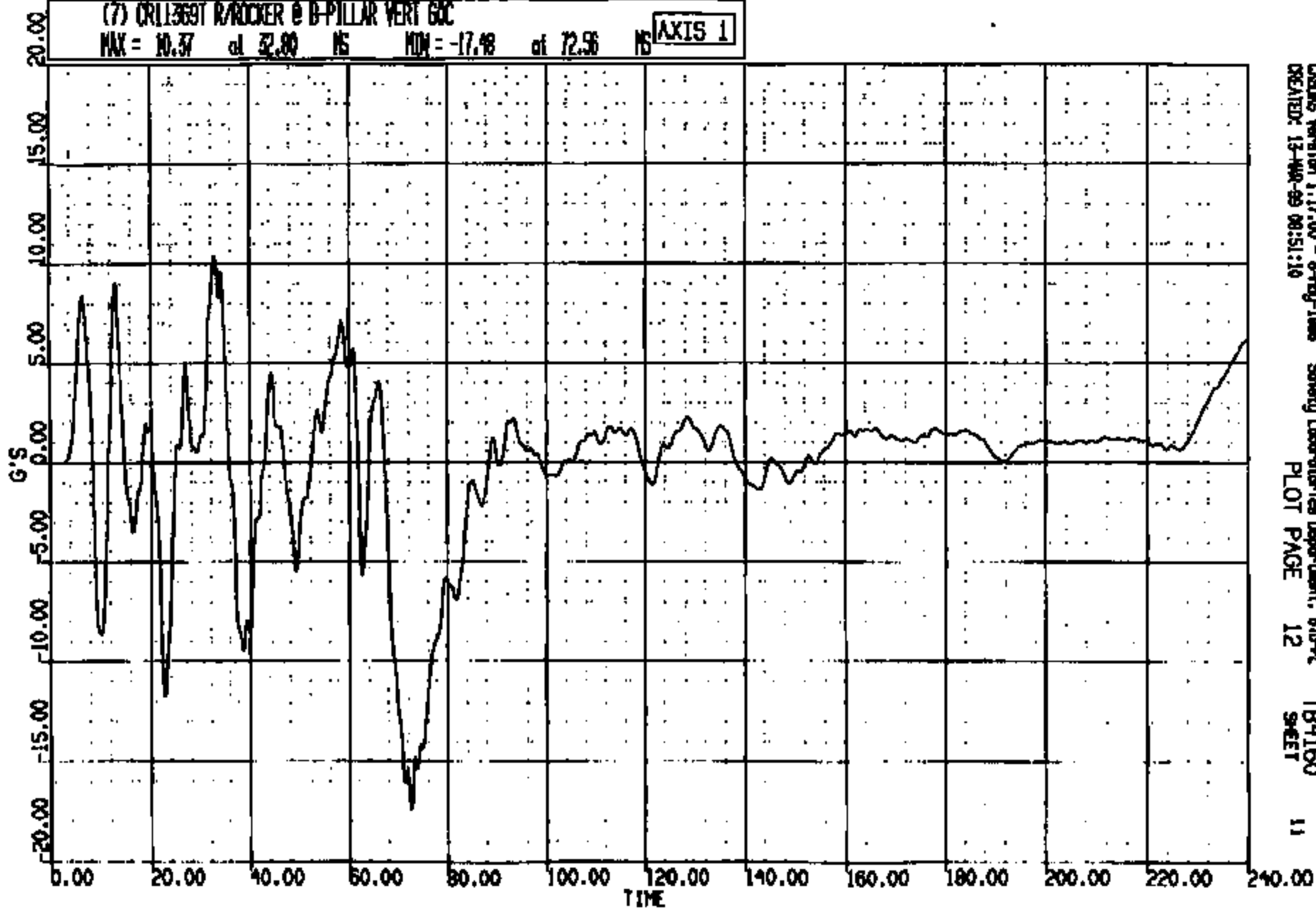
CR1S 0011369

CR R: 11569 TO: TB4160 DATE: 090510 09:39:36
2001 D-186

(7) CR11369T R/ROCKER @ B-PILLAR VERT GOC

MAX = 10.37 at 32.00 MS MIN = -17.48 at 72.56 MS

AXIS 1



CREMS Version 1.17.00 - 8-May-1999
CREATED: 13-MAR-99 09:51:10

Safety Laboratories Department, 610-PL
PLOT PAGE 12

TB4160
SHEET

11

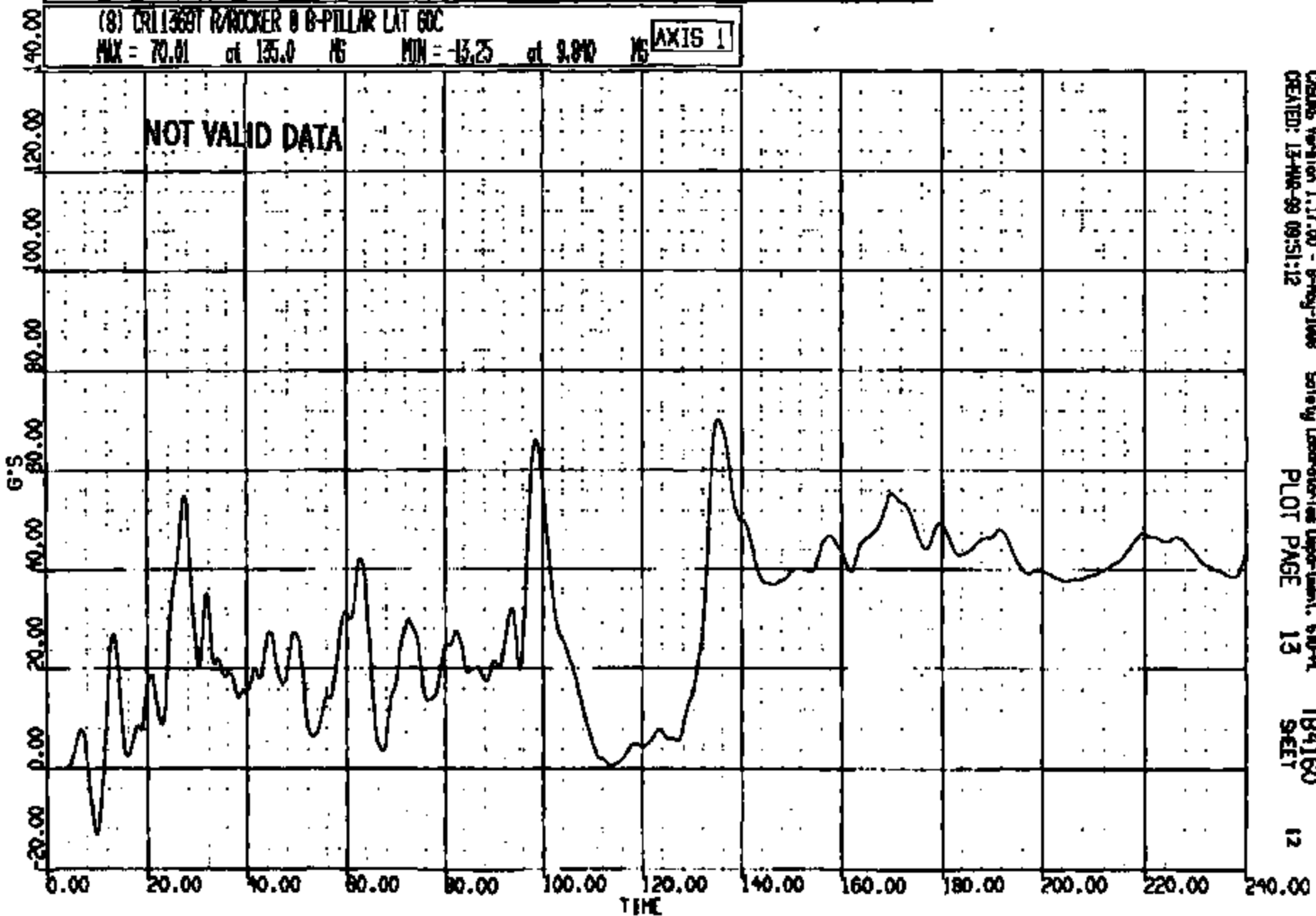
CRTS 0011369

CR R: 11889 TO: TB4160 DATE: 890313 08:59:55
2001 0-188

(8) CR11369T W/ROCKER @ B-PILLAR LAT 60C

MAX = 70.01 at 135.0 MS MIN = -13.25 at 9.840 MS

AXIS 1



CRS05 Version 1.17.00 - 8-May-1988
CREATED: 13-MAR-89 09:51:12

Safety Laboratories Department, SLD-A
PLOT PAGE 13

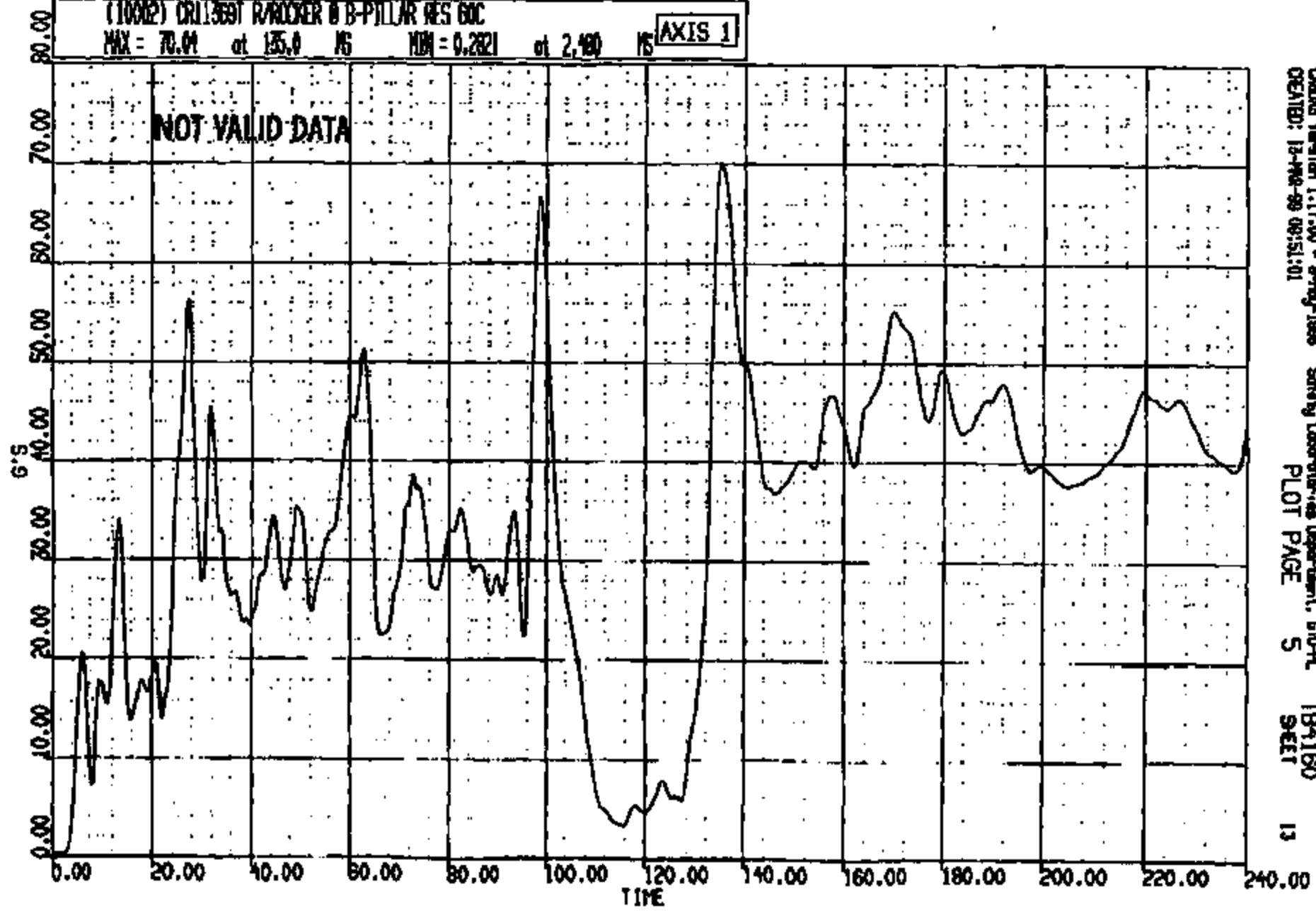
TB4160
SHEET

12

CRIS 0011369

CR R: 11369 TO: TB4160 DATE: 990515 09:58:56
2001 D-188

(10002) DRILL 369T W/ROCKER @ B-PILLAR RES 60C
MAX = 70.04 at 135.0 MS MIN = 0.2821 at 2.480 MS **AXIS 1**



CHSRS Version 1.17.00 - 8-May-1998 Safety Laboratories Department, STORL
CREATED: 12-198-89 09:51:01 PLOT PAGE 5 SET 13

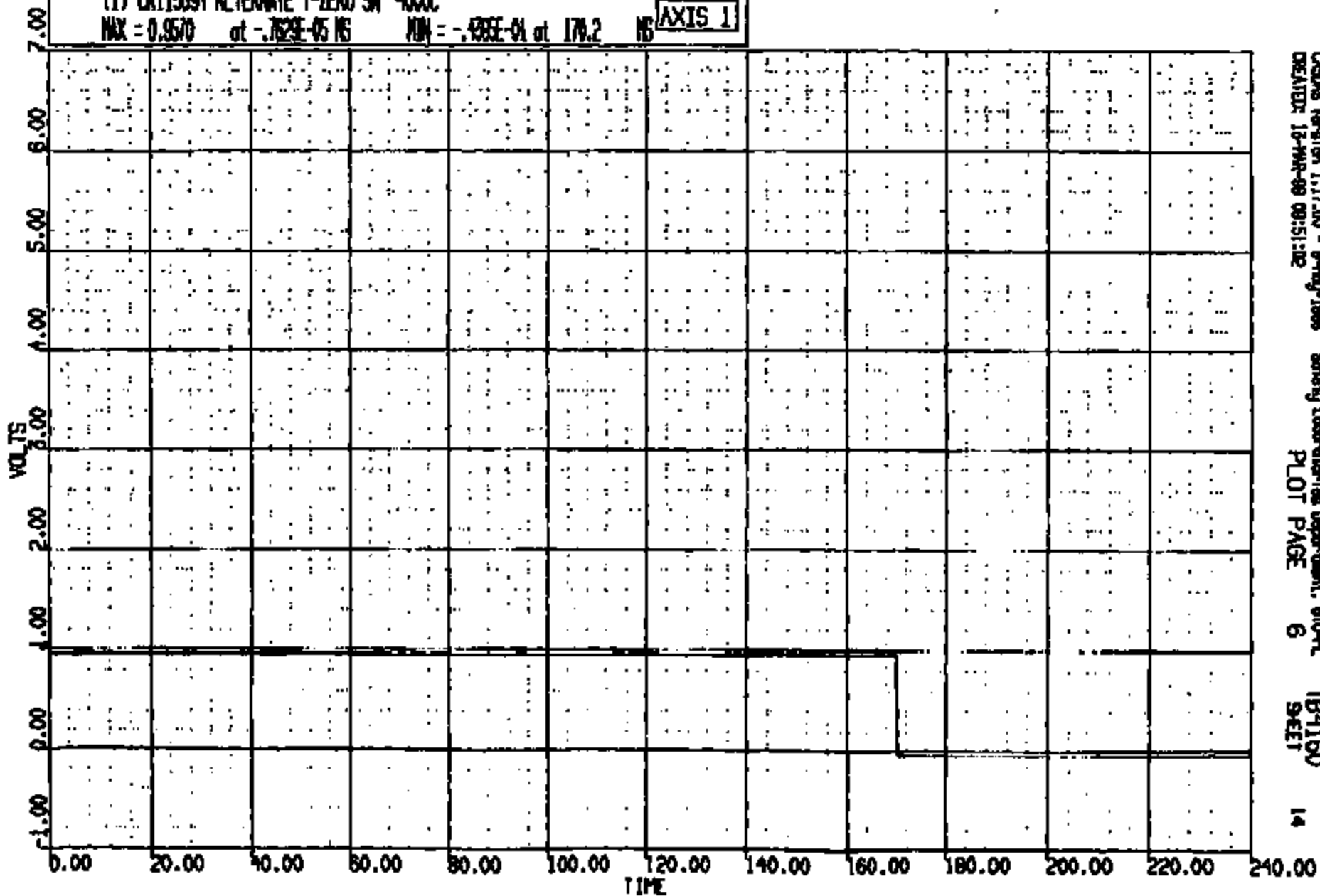
CRTS 0011369

CR R: 11369 TO: TB4160 DATE: 890318 09:50:35
2001 D-188

(1) CR11369T ALTERNATE T-ZERO SM 4000

MAX = 0.9570 at -.752E-05 NS MIN = -.439E-01 at 170.2 NS

AXIS 1



CRS06 Version 1.17.00 - 8-May-1988
DEVIDR 12-MAR-89 09:51:32

Safety Laboratories Department, 610-PL
PLOT PAGE 6

TB4160
SHEET

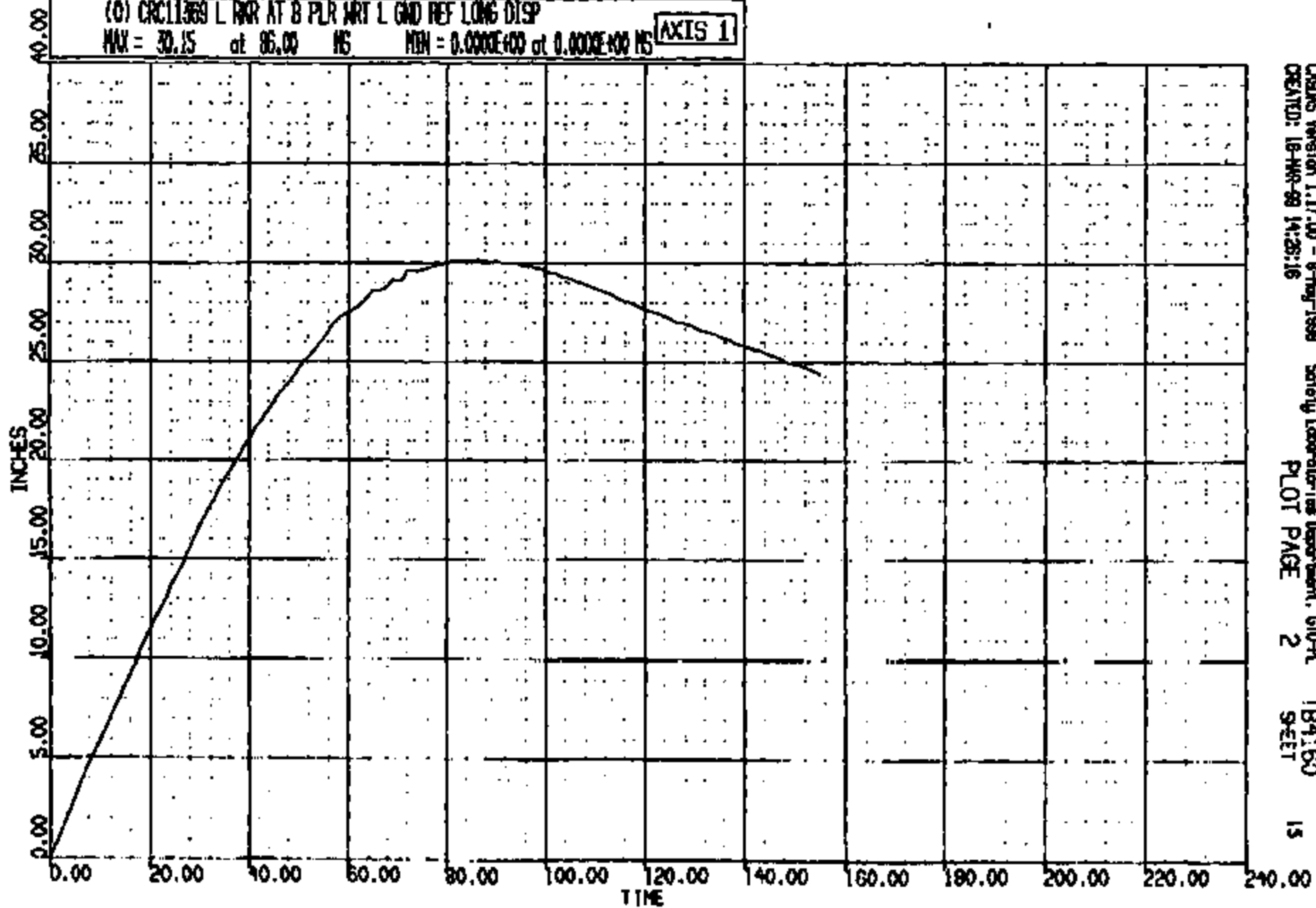
14

CRIS 0011369

CR R: 11589 TO: TB4160 DATE: 280318 09:39:39
R001 D-199

(0) CRCL1369 L WR AT B PLR ART L GND REF LONG DISP
MAX = 30.15 at 86.00 MS MIN = 0.000E+00 at 0.000E+00 MS

AXIS 1



CRDS Version 1.17.00 - 8-May-1999
CREATED: 18-MAR-99 14:25:16

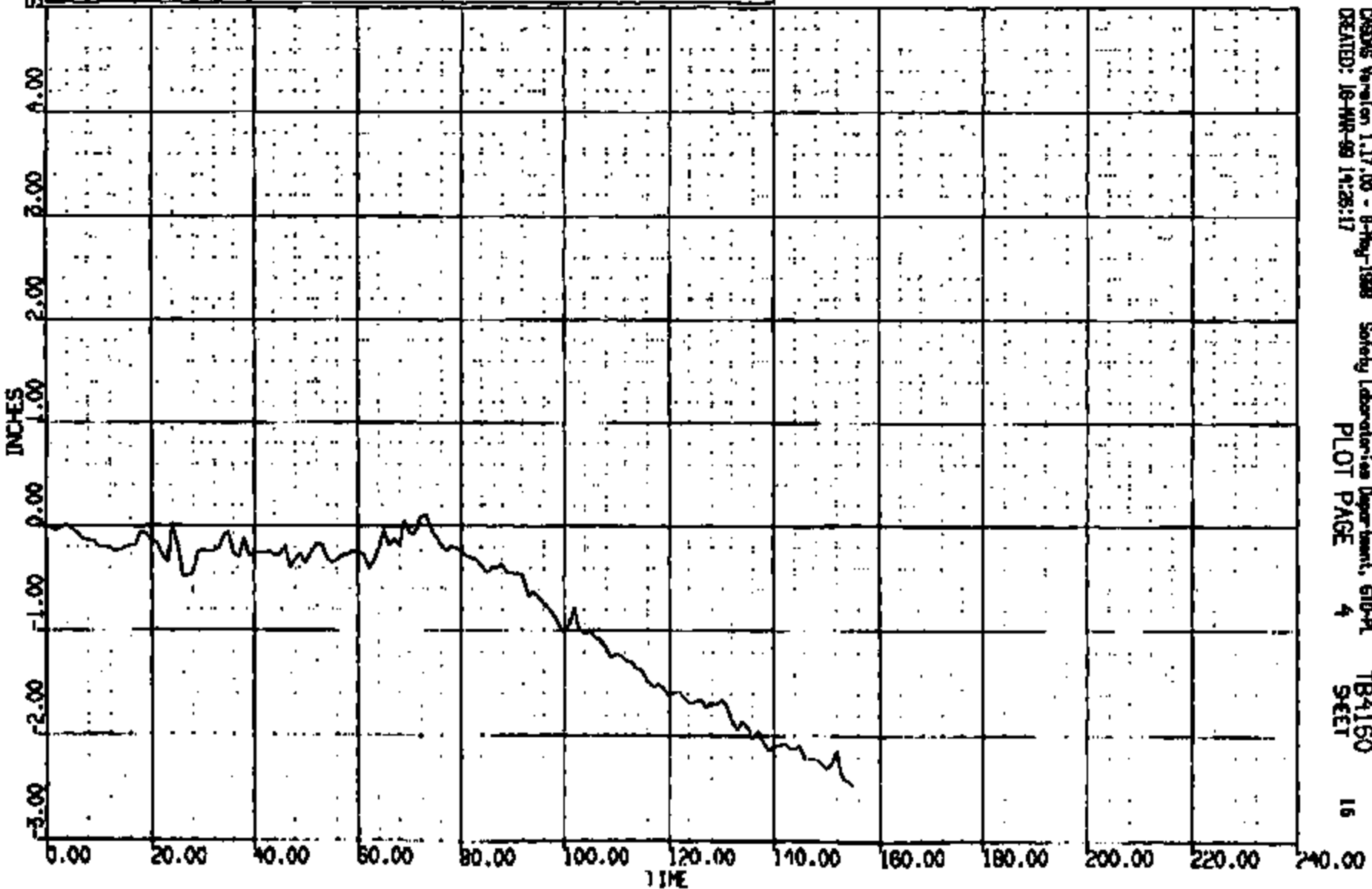
Safety Laboratories Department, 610-PL
PLOT PAGE 2

TB4160
9-SET

15

CR N: 11369 TO: TB4160 DATE: 890516 09:59:50
2001 D-188

(0) CXC11369 L ROR AT B PLR WRT L GND REF VERT DISP
MAX = 0.1070 at 73.00 MS MIN = -2.462 at 155.0 MS **AXIS 1**



CSDMS Version 1.17.00 - 8-May-1988
CREATED: 16-MAR-89 14:28:17

Safety Laboratory Department, 610-PL
PLOT PAGE 4

TB4160
SHEET

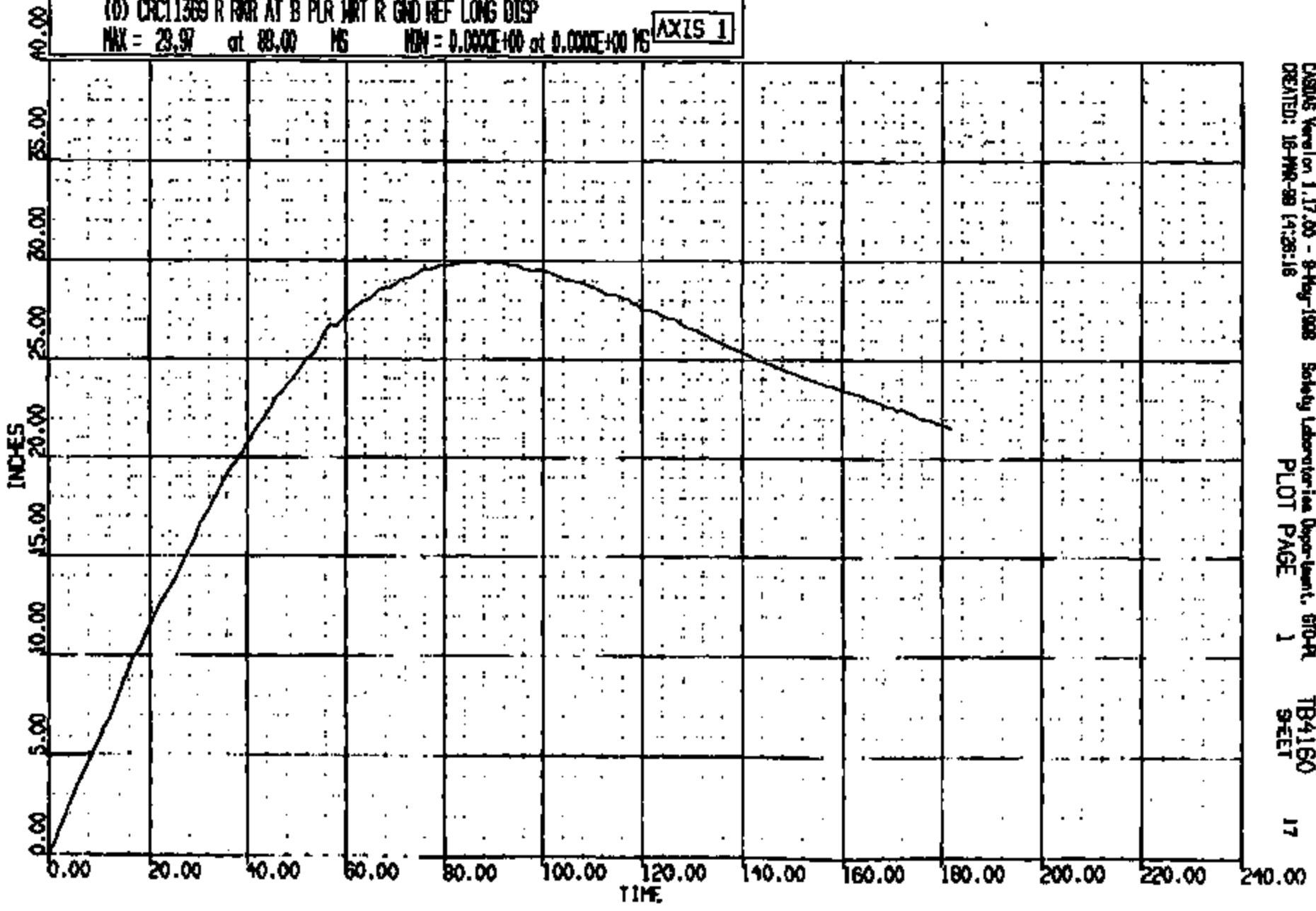
16

CRTS 0011369

CR R: 11589 TO: TB4160 DATE: 990318 09:58:38
R001 D-186

(D) CR11369 R RWR AT B PLR WRT R GND REF LONG DISP
MAX = 29.97 at 88.00 MS MIN = 0.000E+00 at 0.000E+00 MS

AXIS 1



CASUS Version 1.17.00 - 8-May-1998 Safety Laboratory Department, 670-PL TB4160
CREATED: 18-MAR-99 (1:28:18) PLOT PAGE 1 9-ET 17

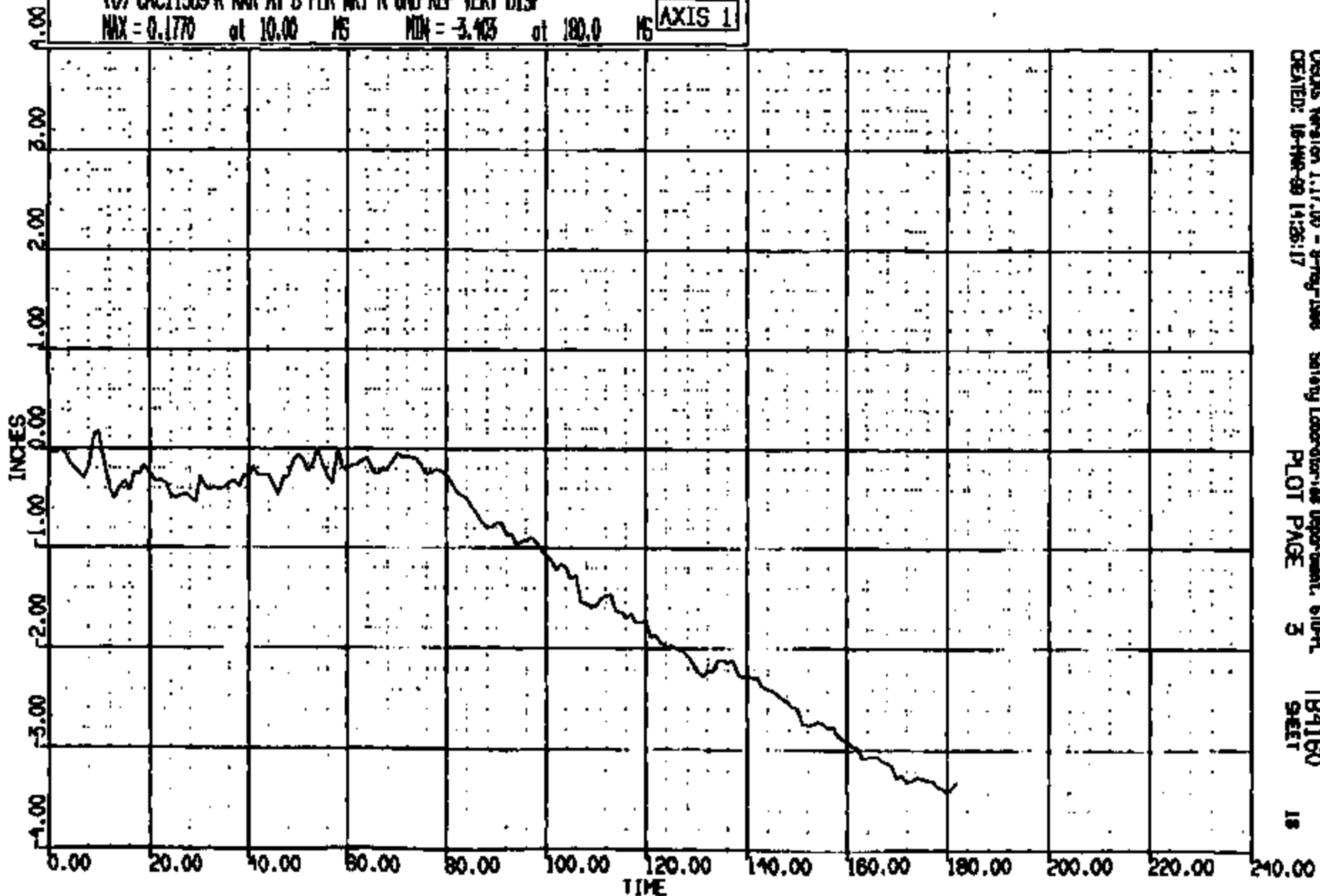
CRTS 0011369

CR R: 11369 TO: TB4160 DATE: 990310 09:59:59
2001 D-198

(0) CRC11369 R ROR AT B PLR WRT R GND REF VERT DISP

MAX = 0.170 at 10.00 MS MIN = -3.403 at 180.0 MS

AXIS 1



CASYS Version 1.17.00 - 9-Aug-1998
CREATED: 18-MAR-99 14:26:17

Safety Laboratories Department, STD-FL
PLOT PAGE 3

TB4160
SHEET

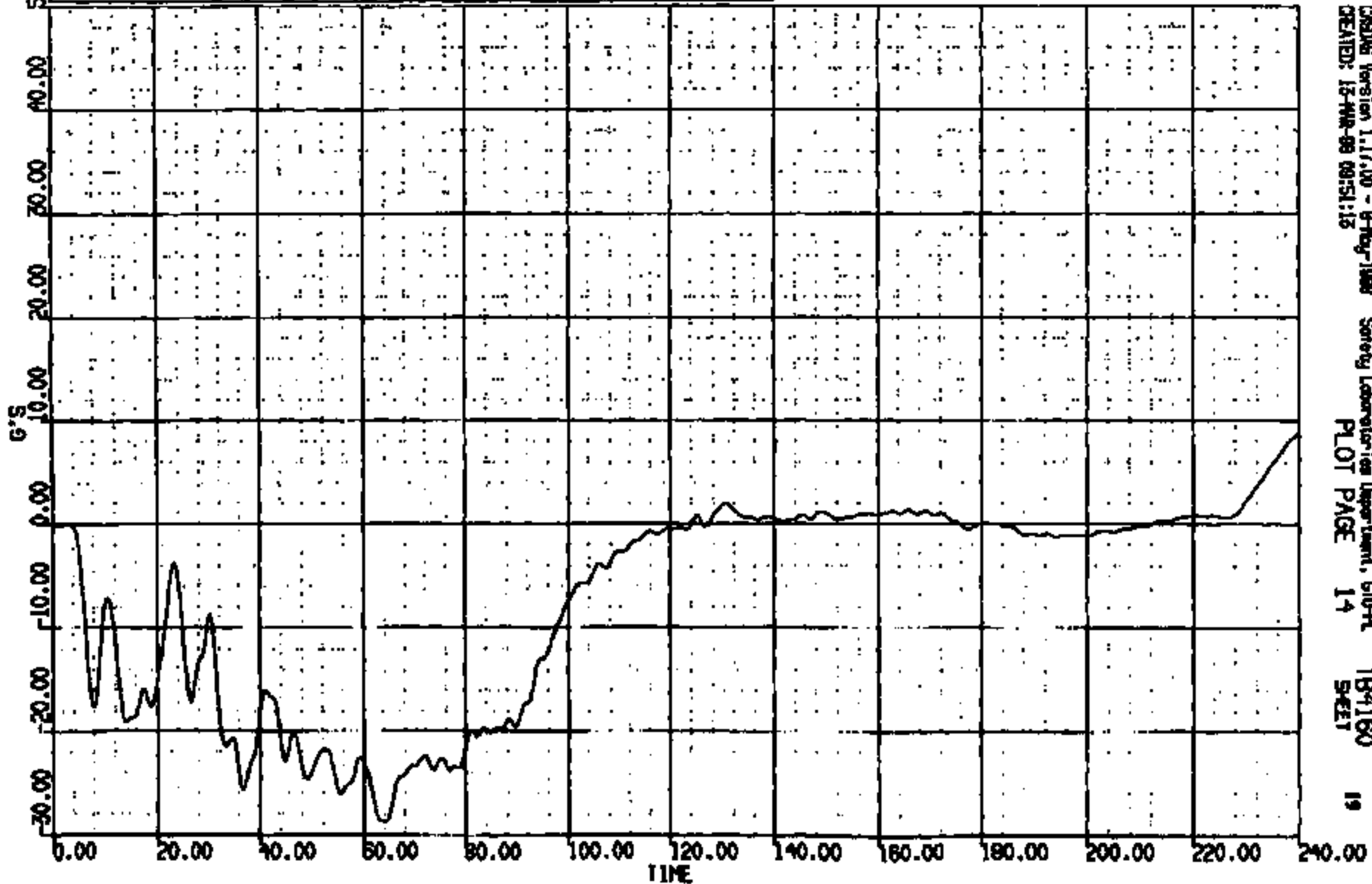
18

CRTS 0011369

CR R: 11369 TO: TB4160 DATE: 990515 09:59:56
2001 D-186

(9) CR11369T R/R TRUNK UPPER LONG 60C
MAX = 8.961 at 20.0 NG MIN = -28.81 at 61.08 NG

AXIS 1

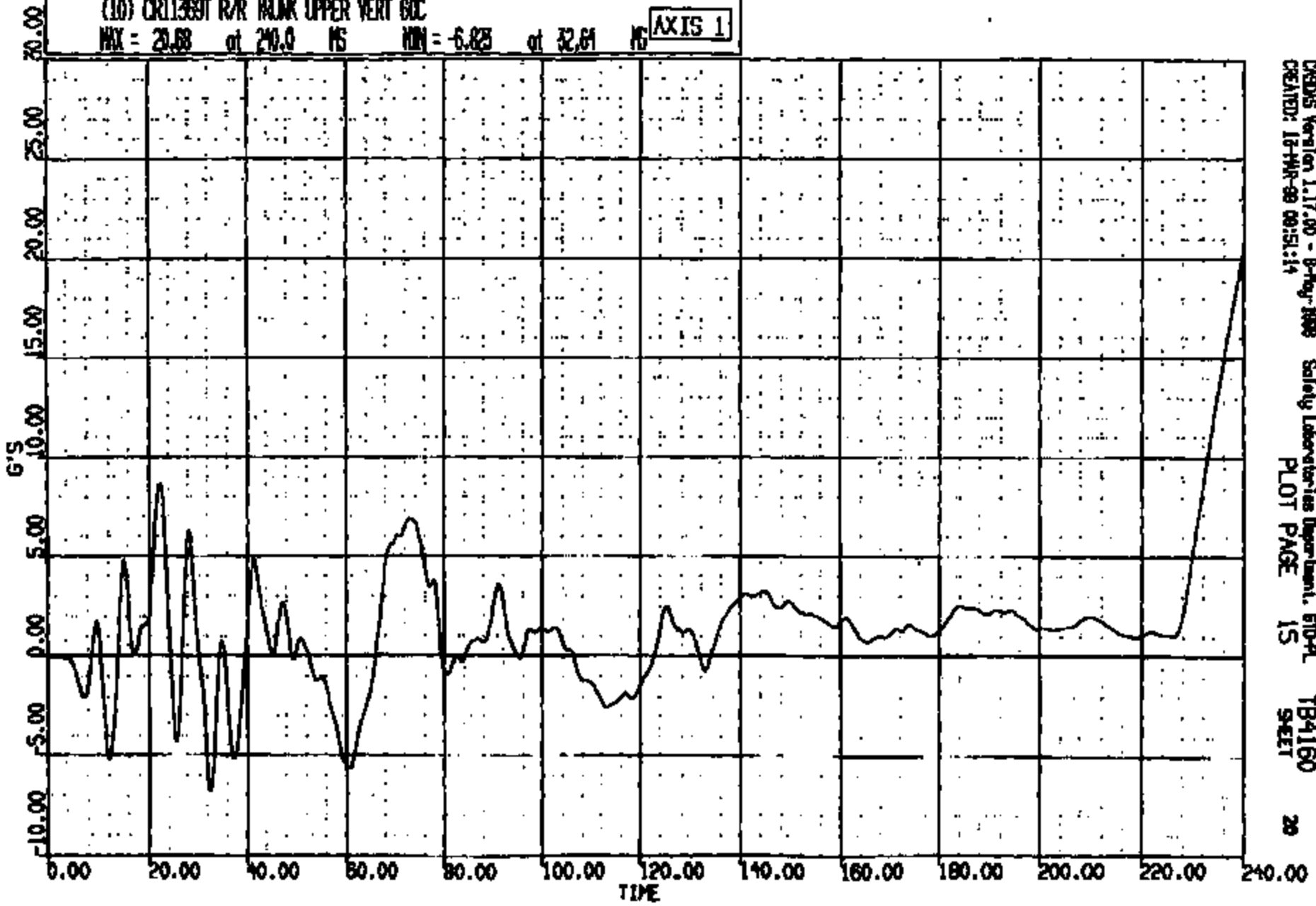


CRSNG Version 1.17.00 - 9-May-1999 Safety Laboratories Department, 610-A
CREATED: 15-MAR-99 09:51:15 PLOT PAGE 14 SHEET 19

CRTS 0011369

CR R: 11369 TO: TB4160 DATE: 990512 09:39:38
2001 D-198

(10) CR11369T R/R TANK UPPER VERT GOC
MAX = 20.68 at 20.0 MS MIN = -6.825 at 32.61 MS **AXIS 1**



CHS Version 1.17.00 - 8-May-1999 Safety Laboratories Department, 670-PL
CREATED: 18-MAR-99 09:51:14 PLOT PAGE 15 SHEET 20

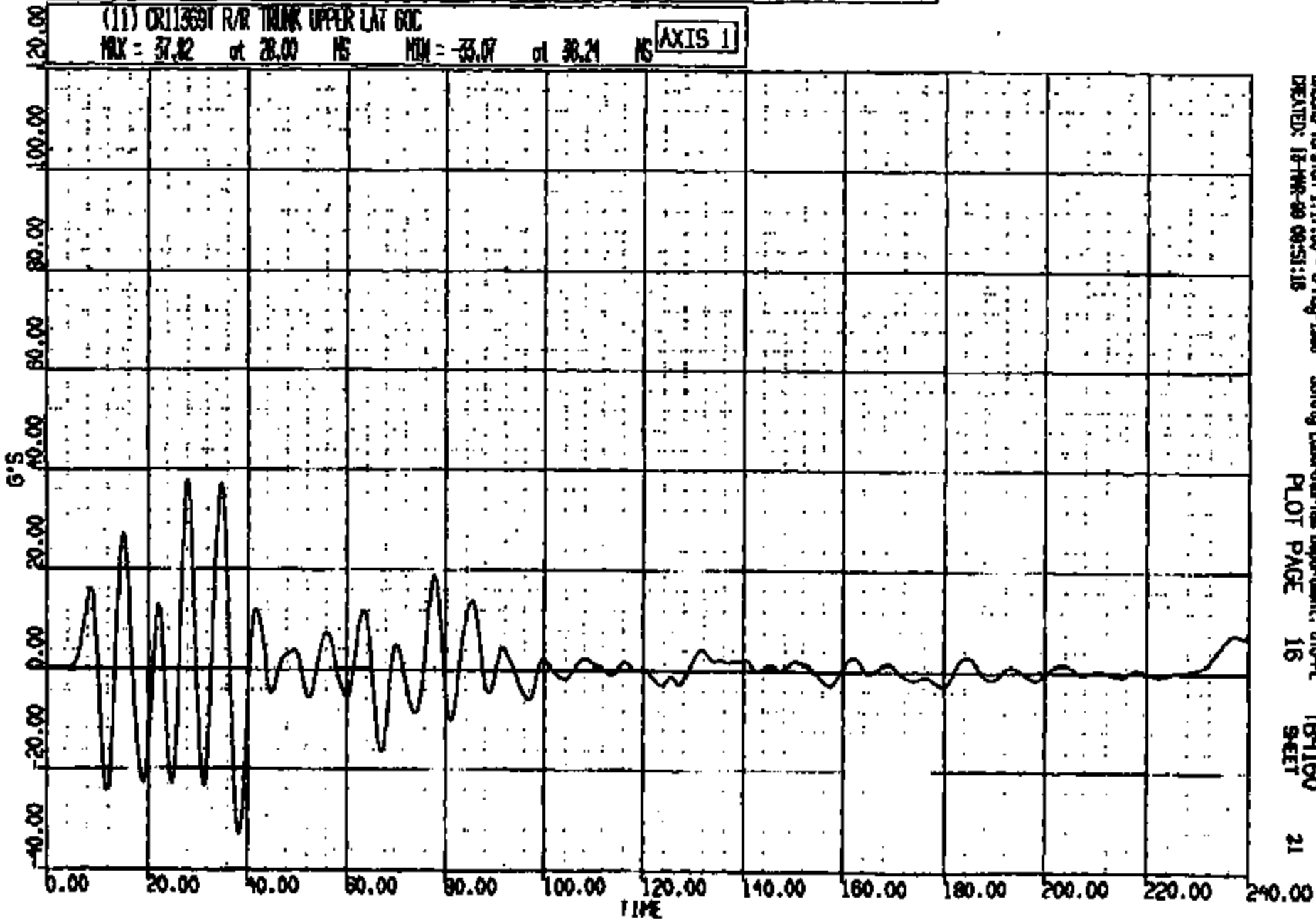
CRTS 0011369

CR R: 11569 TO: TB4160 DATE: 990315 09:39:28
2001 D-186

(11) CR11369T R/R TRUNK UPPER LAT 60C

MAX = 37.82 at 28.00 MS MIN = -33.07 at 38.21 MS

AXIS 1



CRMS Version 1.17.00 - 8-May-1998
CREATED: 15-MAR-99 09:51:18

Safety Laboratories Department, 610-PL
PLOT PAGE 16

TB4160
SHEET

21

CRTS 0011369



CRTS 0011369

Page 1

11249001.JPG

TB1160





Name: 11359003.590

CRTS 0011369



TB4160

Name :


11369004-JPD

CRTS 0011369




Name: 11369005.J90

CRTS 0011369



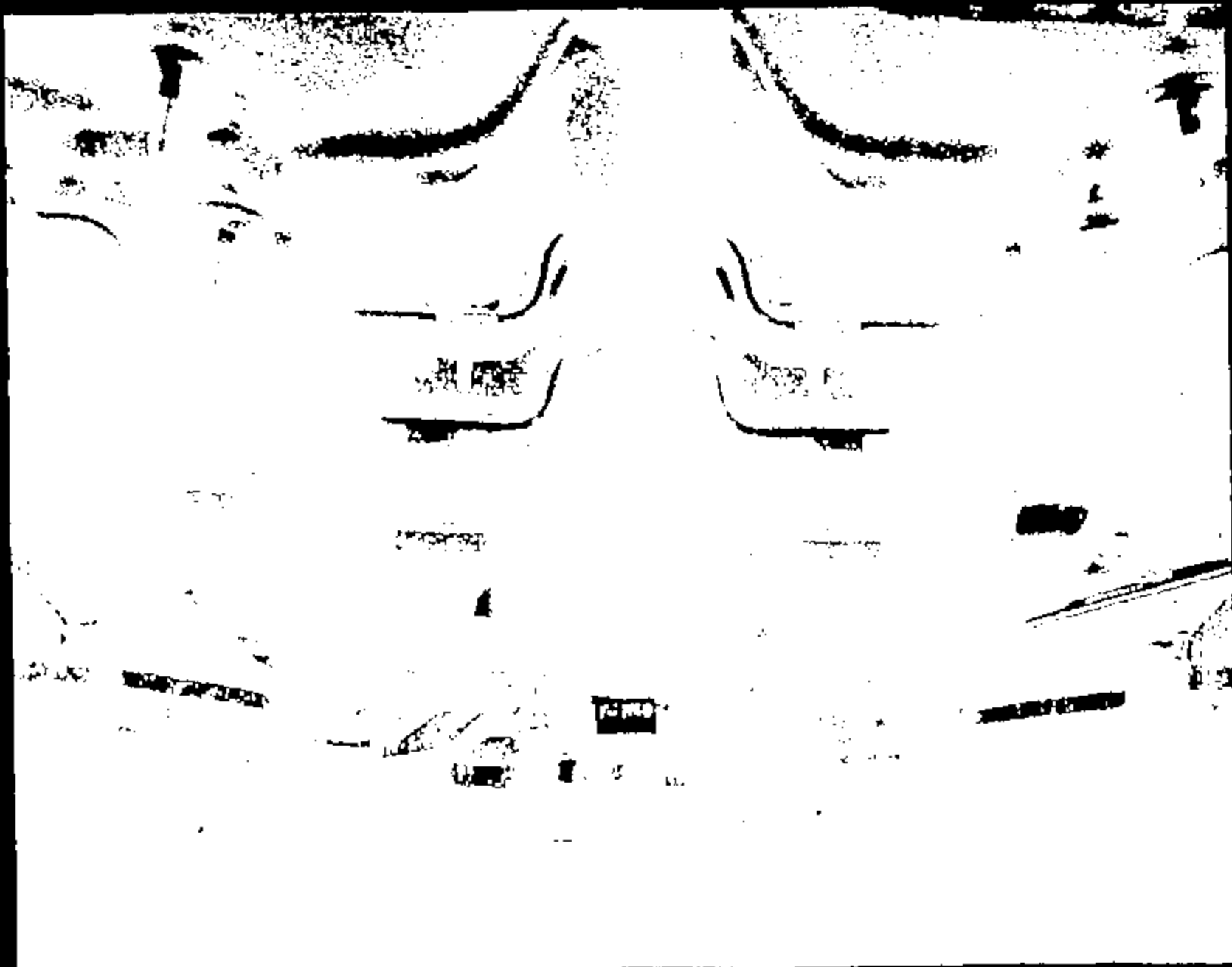
Nome: 11249006.JPG

CRTS 0011369



Name : 11369007.JPG

CRTS 0011369



Page 1

11389008.570

CRTS 0011369



Name :

11369009.JPG

CRTS 0011369




Name : 11369010.JPG

CRTS 0011369

CRTS 0011369


Name: 11369011.JPG



Name :

11369012.570


CRTS 0011369




CRTS 0011369

Name :

11369019.JPG




54
10




Name: 11269215.370

CRIS 0011369



11389016.JPG

CRTS 0011369




Name : 11369017.JPG

CRIS 0011369



Name:

11369410.JPG



11369

Name : 11369019.070

CRTS 0011369




Photo: 11369010.JPG


CRTS 0011369



Mem :

11369021.JPG

CRTS 0011369




774960

Mano : 11369022.370

CRTS 0011369



1130000



Mem: 11369024.JPG

CRIS 0011369



Name: 11349825.JPG

CRTS 0011369



Photo 1


11349826.JPG

CRTS 0011369




Name : 11369027.JPG

CRTS 0011369




Name: 11365020.JPG




Name : 11369029.JPG

CRTS 0011369



1 Name : 11369030.JPG


CRTS 0011369



CRTS 0011369

Name :


11269031.JPG




CRTS 0011369

Name 1

11369032.JPG



Name: 11368033.JPG



11369

11360

Image 1

11369034.JPG

CRTS 0011369




TB4160

101

Name:


DATE: 5/30/83

CRIS 0011369



CRTS 0011369

Name | 11369036.JPG



11369

11369

Name :

11369037.JPG

CRTS 0011369



Name :

23369038.JPG

CRTS 0011369



1 988


DAF 61069311

CRTS 0011369



0001

11369040.070



CRTS 0011369

Name:

11369041.JPG





Image 1

11369043.JPG

CRTS 0011369




121

11369


Name: 11369041.590

CRTS 0011369



Name: 11269044.JPG

CRIS 0011369



Name 1


11369045.JPG

CRTS 0011369




Image 1

11369046.JPG



Page 1


11369047.JPG



Page 1

11369046 .JPG

CRTS 0011369



11.5.69

11.5.69

11.5.69

محمد صالح

11.5.69

CRTS 0011369



Unlabeled
176-1-1
5170

Name: 11389050.JPG

CRIS 0011369



Name: 11369051.JPG

CRTS 0011369



Name :

1186952.JPG

CRIS 0011369



Page 1

21369083.JPG

CRTS 0011369



Name: 11369084.JPG

CRIS 0011369



Name :

11369055-570

CRTS 0011369



Name:

1136986.jpg


CRIS 0011369



Name :

11369087.390

CRTS 0011369



11-1-82

1136958.JPG

CRIS 0011369



Name:

11369859.579


CRTS 0011369



Name:

11349060.JPG

CRTS 0011369



CRTS 0011369

Page 1


11369061.079



Name :

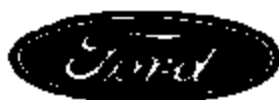
11369062.370

CRTS 0011369



Name: 11369063.070

CRTS 0011369



GTO Test Request

Requester / Coordinator (PROP):
DPERWGO

DALE PEREGO

Performing Activity: Crash Barrier Test Lab	Date Submitted: 17-FEB-1999	Requested Completion Date: 01-MAR-1999	Requester Reference Number:
Procedure Number: ST-14	Request Title and / or Subject of Request: ST-14 0100 25 MPH 00 DEGREE FRONTAL		
Requester's Dept No.: T691 A/MS15A	Work Task / Work Order Number: P16	Request submitted to verify control item compliance with Government Regulations: Yes <input type="checkbox"/> No <input checked="" type="checkbox"/>	
Requester's (PROP): DPERWGO	Requester's Name: DALE PEREGO		

Complete the following two questions as indicated

1 - Reason for not replacing this test by CAE Analysis:

- No CAE Methodology or process available
 For CAE Derivation
 Insufficient experience in CAE
 To obtain basic data for CAE
 Replacement or improvement of existing Test
 Testing is Outlier
 Mandatory or Regulatory
 Certification
 Development test for FBS
 Not applicable

Other:

(Check appropriate boxes)

2 - What is the expected Test Outcome:

- Results will meet SAE/J1702 requirements (Sigs-OE)
 System Component will not meet Test specification
 Unknown
 Above is Based on CAE

Other:

"RECORD COPY"Schedule No. 9-7-12Retain Until 2019

(Check appropriate boxes)

Request Purpose / Request Procedure or Description of Request:

T691-ST-14 Barrier Collision Test - Steer Col., Windows, Fuel Sys (media Prod)

Test Object:	Reference Object	Reference Description
Sample #	Object ID	Object Description
1	DD10000	AP 2001 2100 21000

Signature Approvals (As Required for Control Purposes)

Requesting Engineer: DALE PEREGO

Assigned Coordinator: GARY WILLIAMS

Requesting Supervisor/Manager: NOT REQUIRED

Assigned Supervisor: MIKE HAMILTON

BARRIER TEST REQUEST

TS4100

TEST OBJECTIVE: PIVSS 301
 IMPACT SPEED (MPH): 30
 TEST PROCEDURE: ST-35
 IMPACT TEST VEHICLE FRONTALLY INTO 90 DEGREE RIGID BARRIER.
 CONDUCT POST TEST ROLLOVER

TEST VEHICLE TAG:
 TEST VEHICLE VIN:
 MODEL:
 MODEL YEAR:
 ENGINE/TRANS

90N721
1FAFP6C000118360
0188
2001
2L 4W AX4N

TASK NO.: F76
 BILLABLE DEPT.: Y851

FUEL:	TYPE	RATED	95% FILL
		CAPACITY (GAL.)	(GAL.)
	STODDARD	18	17.1

TIRE PRESSURE (PSI):	FRONT = 30	REAR = 30	SPARE = NA
CURB WEIGHT (LBF.):	FRONT = 2133	REAR = 1407	TOTAL = 3540
TEST WEIGHT (LBF.):	FRONT = 2292	REAR = 1880	TOTAL = 4172
			+ = 30

RISE HEIGHTS (IN):	FRONT = LEVEL, RFR	REAR = LEVEL, RFR
	+ = TO GROUND	+ = TO GROUND

WEIGH UP INSTRUCTIONS:

MAY REMOVE: HOOD, DECK LD, DOOR GLASS, INTERIOR TRIM
 DO NOT PLACE WEIGHT: UNDERHOOD EXCEPT IN ENGINE.
 MAX ADD TO ENGINE: 75 LBF.
 LOAD TO TEST WEIGHT & LEVEL ROCKERS VERT GROUND.
 SPRING INSERTS ACCEPTABLE.

OCCUPANT TYPE:	LEFT FRONT = WATER	BOTTLE
	RIGHT FRONT = WATER	BOTTLE

DUMMY POSITIONING: NA DRIVER FOOT-REST: NO

SEAT POSITIONING:	LONG	VERT	BACK ANGLE (DEG.)	PRE CHECK
LEFT FRONT =	MD	MD	27.3	N
RIGHT FRONT =	MD	MD	27.2	N

RESTRAINTS USAGE:	BELT	PIRO BELT	PKT BAG	SIDE BAG
LEFT FRONT =		INERT	INERT	
RIGHT FRONT =		INERT	INERT	

SENSOR SYSTEM: NOT MONITORED

BARRIER TEST REQUEST

TB4180

DIMENSIONAL ANALYSIS: NONE

STILL PHOTO: STANDARD PRE & POST TEST
CLOSE UPS OF FUEL RAIL, PRE & POST TEST.
CONTACT REQUESTOR FOR ADDITIONAL INSTRUCTIONS.

HIGH SPEED FILM:

OFFBOARD		
1	RIGHT	OVERALL
2	LEFT	OVERALL
3	OVERHEAD	OVERALL
4	OVERHEAD	A-PILLAR FORWARD
5	CENTER	TOP OF BARRIER, ENGINE CLOSEUP
6	RIGHT	TOP OF BARRIER, ENGINE/FUEL RAIL CLOSEUP
7	RIGHT	IN LIGHTS, ENGINE/FUEL RAIL CLOSEUP FROM SIDE
8	LEFT	TOP OF BARRIER, ENGINE CLOSEUP
9	LEFT	IN LIGHTS, ENGINE CLOSEUP FROM SIDE
10	PIT	A-PILLAR FORWARD
TOTAL OFFBOARD =		10
TOTAL ONBOARD =		0

FILM ANALYSIS:

	DESCRIPTION	ACCEL	VEL	DSP	ANGLE
1	LFT RROR LONG @ B-PILLAR WRT GROUND		X	X	
2	LFT RROR VERT @ B-PILLAR WRT GROUND		X	X	
3	RGT RROR LONG @ B-PILLAR WRT GROUND		X	X	
4	RGT RROR VERT @ B-PILLAR WRT GROUND		X	X	

DIGITIZED FILM: NONE

SPECIAL BUILD INSTRUCTIONS:

- 1 REMOVE HOOD AND DECKLID
- 2 UPDATE COIL/BRAKET ARMY AND SPARK PLUG WIRES.
- 3 COLOR CONTRAST UNDERBODY AND ENGINE COMPARTMENT.
- 4 MAKE AIRBAGS AND PRETENSIONERS INERT

FUNCTION	NAME	PHONE	PAGER
REQUESTOR:	D. PERIGO	84-88918	OPER
BLD. COORD:	B. PAGANO	22-30845	SPAG
SUPERVISOR:	K. ARTHURS	22-25185	KART

DATE	DESCRIPTION	PAGES AFFECTED	AUTHORIZATION
3/6/99	CHANGED PRETENSIONERS TO INERT	1	DSP
3/6/99	CHANGED WORDING OF SPECIAL BUILD INSTRUCTIONS #4	2	DSP
3/6/99	DELETED SPECIAL BUILD INSTRUCTION RE: FUEL INERTIA SWTC	2	DSP