

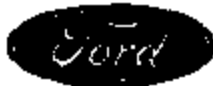
EA03-010

Ford

10/22/03

Attachment F

Book 8 of 24



"RECORD COPY"
 Schedule No. 7-712
 Retain Until 2018

FINAL TEST REPORT

CONFIDENTIAL

**Global Test Operations
 Advanced Vehicle Technology**

TO:	J. Boland	Test Order No.	T-88918
		Work Task W. O. No.	PO8
		Test Date	7/20/98
		Date Reported	10/20/98
		Sheet	1 of 28

SUBJECT: Crash Test 11147 (90° Front Fixed Barrier Impact at 36.1 ± 0.4 mph, 58.5 ± 0.6 km/h) - 2000 Taurus (D186) 4-Door Sedan.

REQUESTED BY: Vehicle Safety and CAE Department, Advanced Vehicle Technology - K. Ewing

OBJECT: To obtain development data relative to FMVSS 212 and 301.

SUMMARY OF TEST RESULTS:

- See Section 1.0 for windshield mounting retention data.
- See Section 2.0 for fuel spillage data.

[Signature]
 Concur: R. Burns
 Section Supervisor
 Operations Engineering Section
 10/20/98

[Signature]
 R. Rooss
 Test Development Engineer

VEHICLE DATA:

Make and Model 2000 Taurus (D186) 4-Door Sedan

ID Numbers 1FAFP52L0WG188182, 578-W-248, D08900

Power Train 3.0L, EFI, Automatic (AX4N) Transaxle

Fuel Tank(s) Usable Capacity: 18.0 gal. (68.0L)
Test Condition: The "run dry" tank was filled with red-dyed Stoddard solvent to 95% of its rated usable capacity.

Front Seat(s) Type: Bucket
Cover: Cloth
Tracks/Position: Manual/Mechanical Mid
Seat Backs/Position: Adjustable/Not Measured
Head Restraints/Position: Adjustable/Down

Restraint System LF & RF: 3-Point Continuous Loop Active

Occupants LF & RF: Water-Filled Containers (Simulating 50th Percentile Male, Hybrid II, Uninstrumented Dummies)

Test Weight Front: 2318 lb (1051 kg)
Rear: 2009 lb (911 kg)
Total: 4327 lb (1968 kg)

Tires Front: P205/65R15 30 psi (207 kPa)
Rear: P205/65R15 30 psi (207 kPa)
Spare: Removed

Significant Content or Accessories: Air Conditioning, Power Steering, Power Brakes

GENERAL TEST COMMENTS:

1. Test Procedure

The test was performed according to the following Corporate test procedure(s):

- Fixed Barrier Collision, T857-ST-14 dated July 17, 1996.
- CFI and EFI Fuel Systems Stoddard Solvent Fill, ST-11 REF. 4.
- Fuel System Static Rollover, T857-ST-34 dated July 17, 1996.

2. Remarks

Crash movies, pre- and post- crash still images of the test vehicle and copies of this report are available through the Operations Engineering Section, Safety Laboratories Department, GTO. The crash still images are stored and archived on CD ROMs. The file names of the still images are listed under crash number and a three digit sequence number which are 11147001 through 11147007.

TEST RESULTS:**1.0 Windshield Mounting Retention (FMVSS 212)**

The total windshield mounting retention at ambient room temperature was 100%.

2.0 Fuel System Integrity (FMVSS 301)

- There was no fuel system spillage during or for thirty minutes following impact or during the post-crash static rollover test.
- The fuel system held pressure during a post-crash pressure check.

3.0 Vehicle Crush, Film Analysis and/or Instrumentation Data

	Maximum Dynamic Longitudinal Crush	
	in.	(mm)
Left Side	31.8	(808)
Right Side	32.1	(815)

Time histories of the vehicle accelerations and other instrumentation are included in this report.

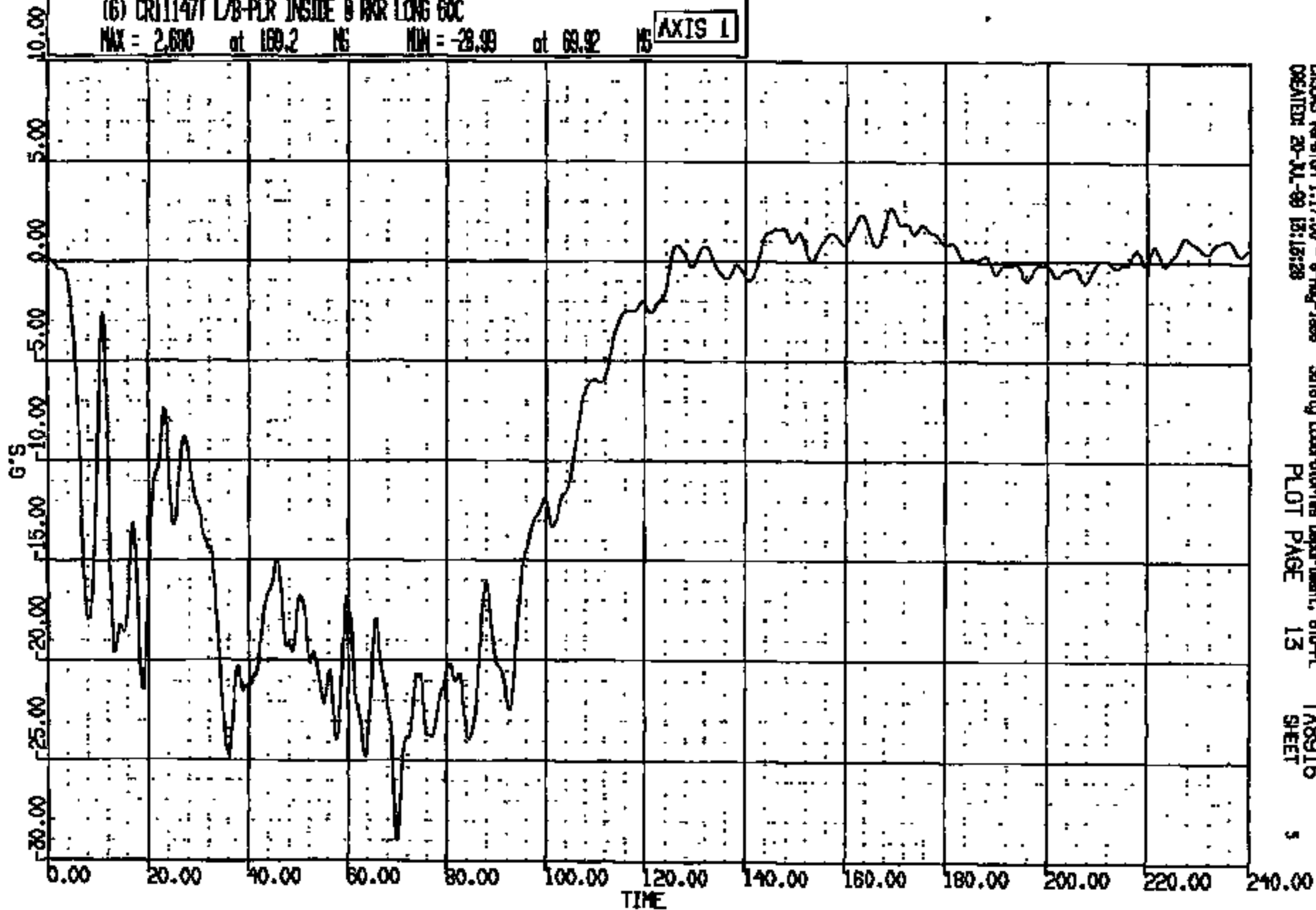
Time histories of vehicle dynamic displacements obtained from Film Analysis are included in this report.

Time histories of any requested derived data (i.e. integrations, etc.) were given to the requesting activity and are not included in this report.

CR R: 11147 TO: TA8916 DATE: 880720 18:01:58
2000 D-188

(6) CR11147 L/B-PLR INSIDE 8 INR LONG 60C

MAX = 2.600 at 169.2 MS MIN = -28.99 at 69.92 MS **AXIS 1**



CRSOS Version 1.17.00 - 8-May-1988
CREATED: 20-Jul-88 18:18:28

Safety Laboratories Department, STD-PL
PLOT PAGE 13

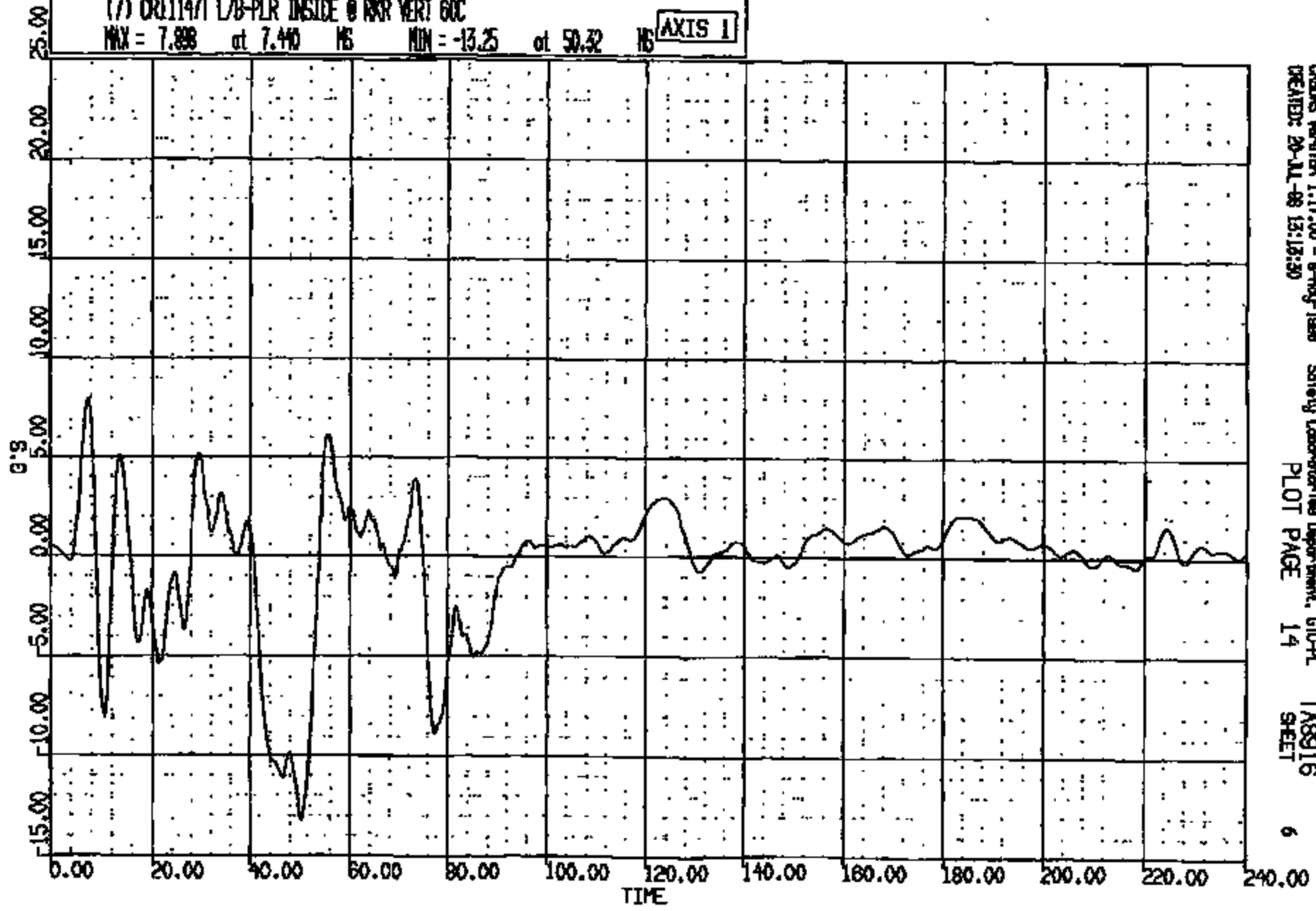
TA8916
SHEET

5

CRIS 0011147

DR R: 11147 TO: TASSIS DATE: 980720 13:01:59
2000 D-188

(7) CR11147 L/B-PLR INSIDE @ NKR VERT 60C
MAX = 7.898 at 7.440 MS MIN = -13.25 at 50.32 MS **AXIS 1**



CRS Version 1.17.00 - 8-May-1998 Safety Laboratories Department, G10-PL TASSIS
CREATED: 20-Jul-98 13:15:30 PLOT PAGE 14 SHEET 6

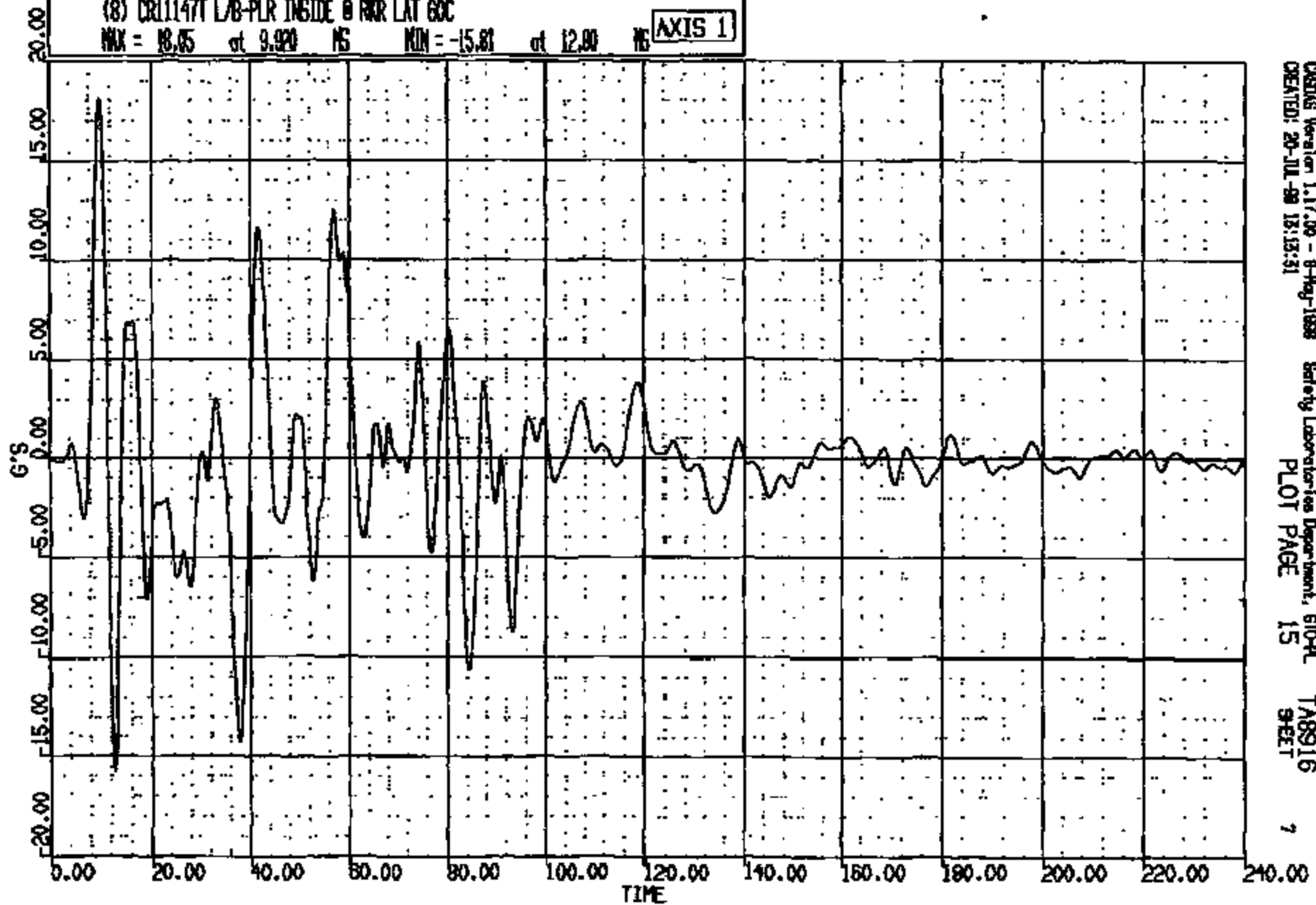
CRIS 0011147

CR R: 11147 TO: TAB916 DATE: 980720 13:01:59
2000 D-198

(8) CR11147T LAB-PLR INSIDE @ NW LAT GDC

MAX = 18.85 at 9.920 NS MIN = -15.81 at 12.90 NS

AXIS 1

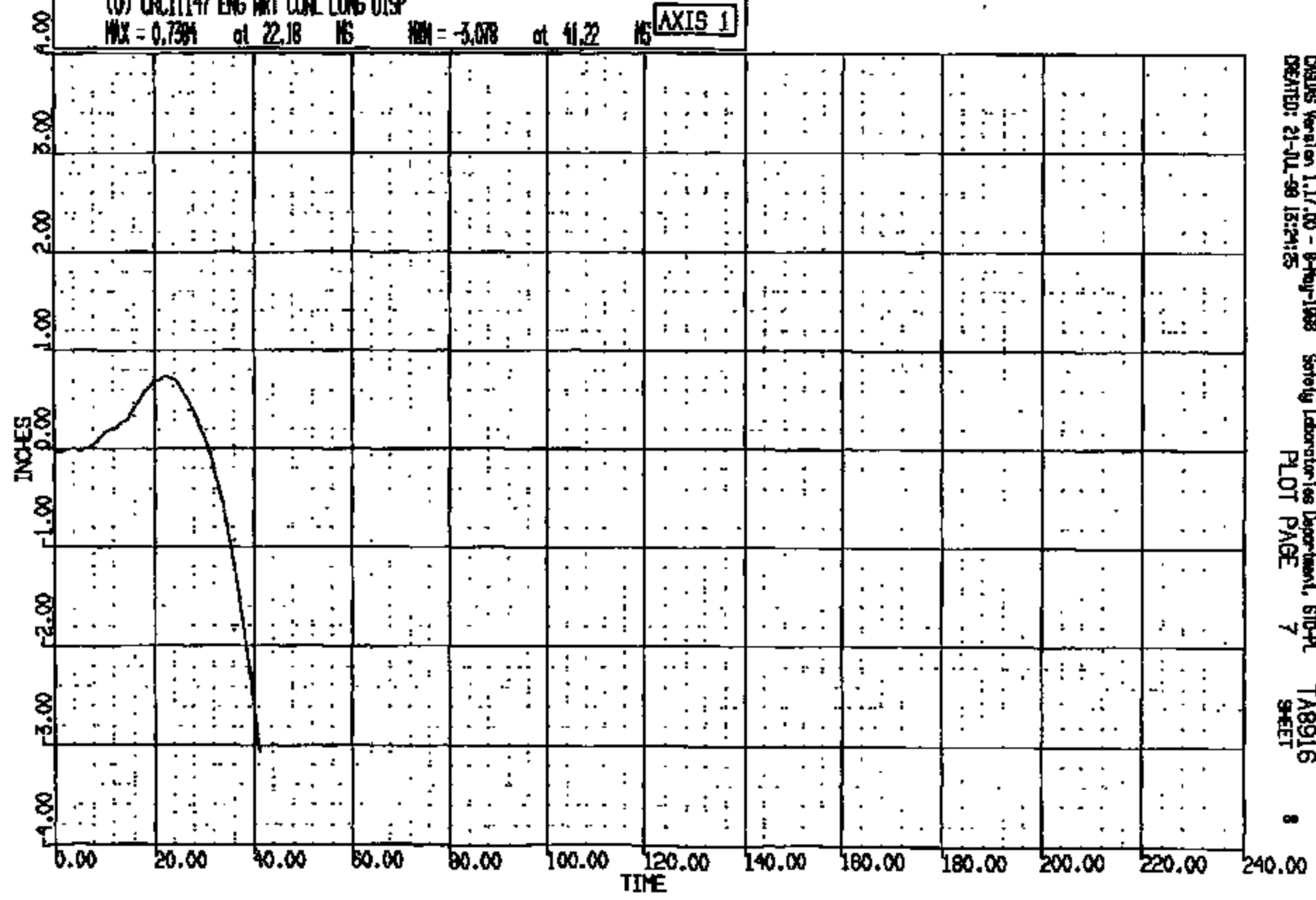


CADMS Version 1.17.00 - 8-Aug-1998 Safety Laboratories Department, 610-PL
CREATED: 20-JUL-98 13:13:51
PLOT PAGE 15
TAB916 SHEET 7

CRIS 0011147

CR R: 11147 TO: TAGS16 DATE: 980720 13:01:59
2000 0-188

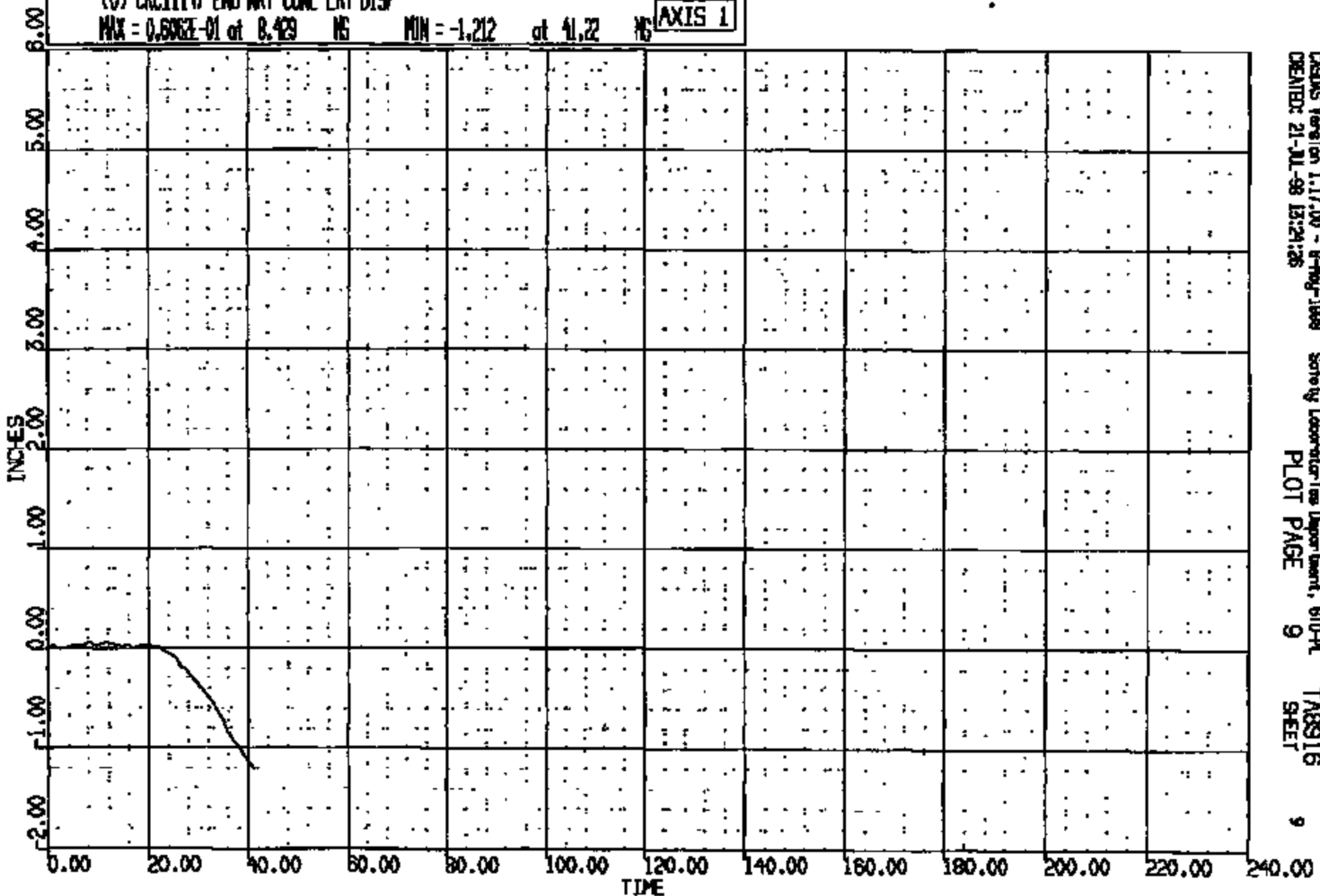
(0) CR011147 ENG WRT CONL LONG DISP
MAX = 0.7394 at 22.18 MS MIN = -3.078 at 41.22 MS **AXIS 1**



CRIS 0011147

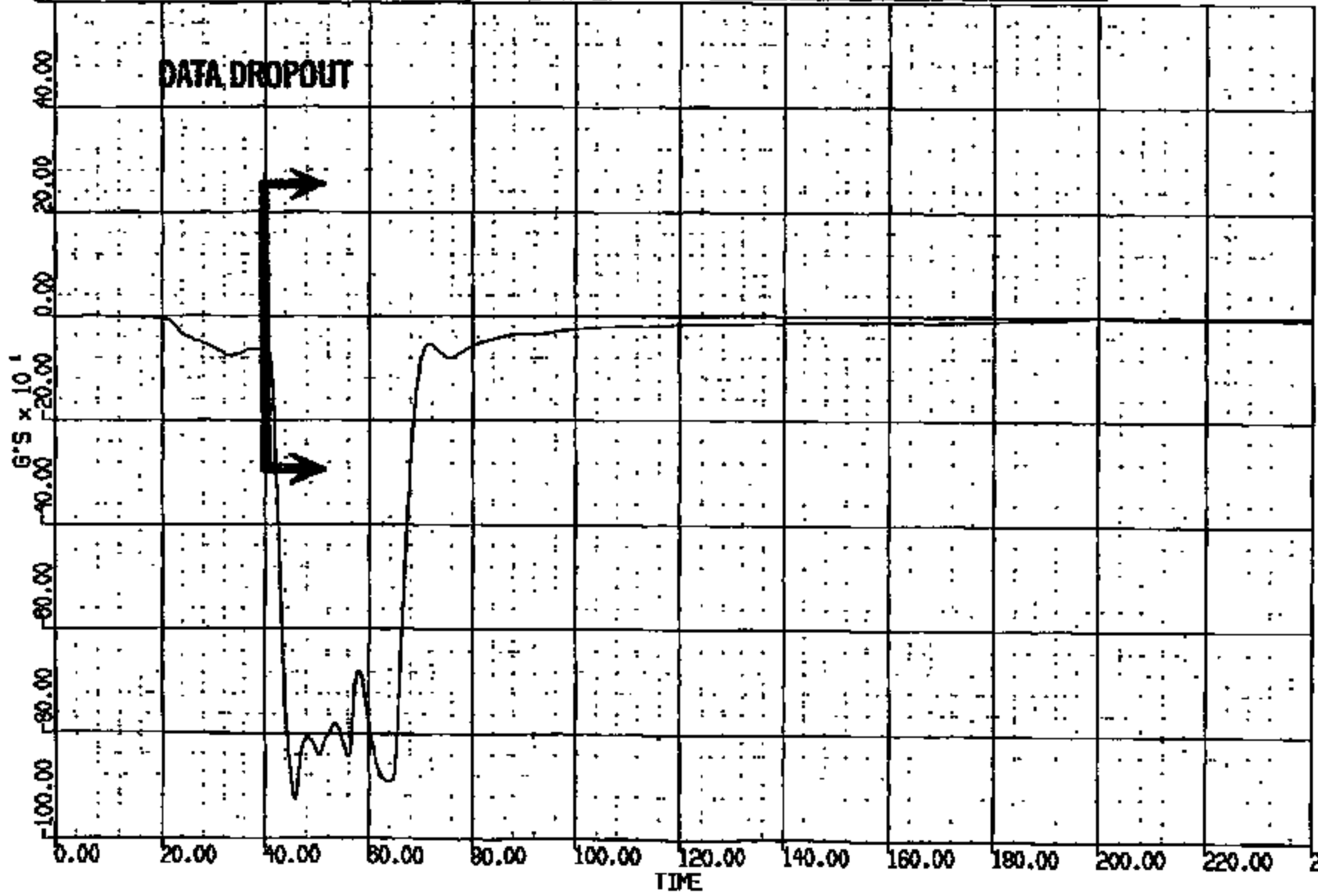
NR R: 11147 TO: TAB916 DATE: 980720 18:01:59
R000 D-188

(0) CRC11147 ENG WRT COML LAT DISP
MAX = 0.6062E-01 at 8.429 NS MIN = -1.212 at 41.22 NS **AXIS 1**



CR R: 11147 TO: TASS16 DATE: 980720 13:01:59
2000 D-188

(9) CR11147T ENGINE TRANS BOTTOM LONG G/C
MAX = 0.8161E-01 at 8.520 MS MIN = ~~0.000~~ at 45.92 MS **AXIS 1**
ANOMALY KEY:
* - Widespread data exceeded full scale
- Widespread data 500.0% of full scale
- All data < 1% of full scale
- 2+ percent effect on T-time

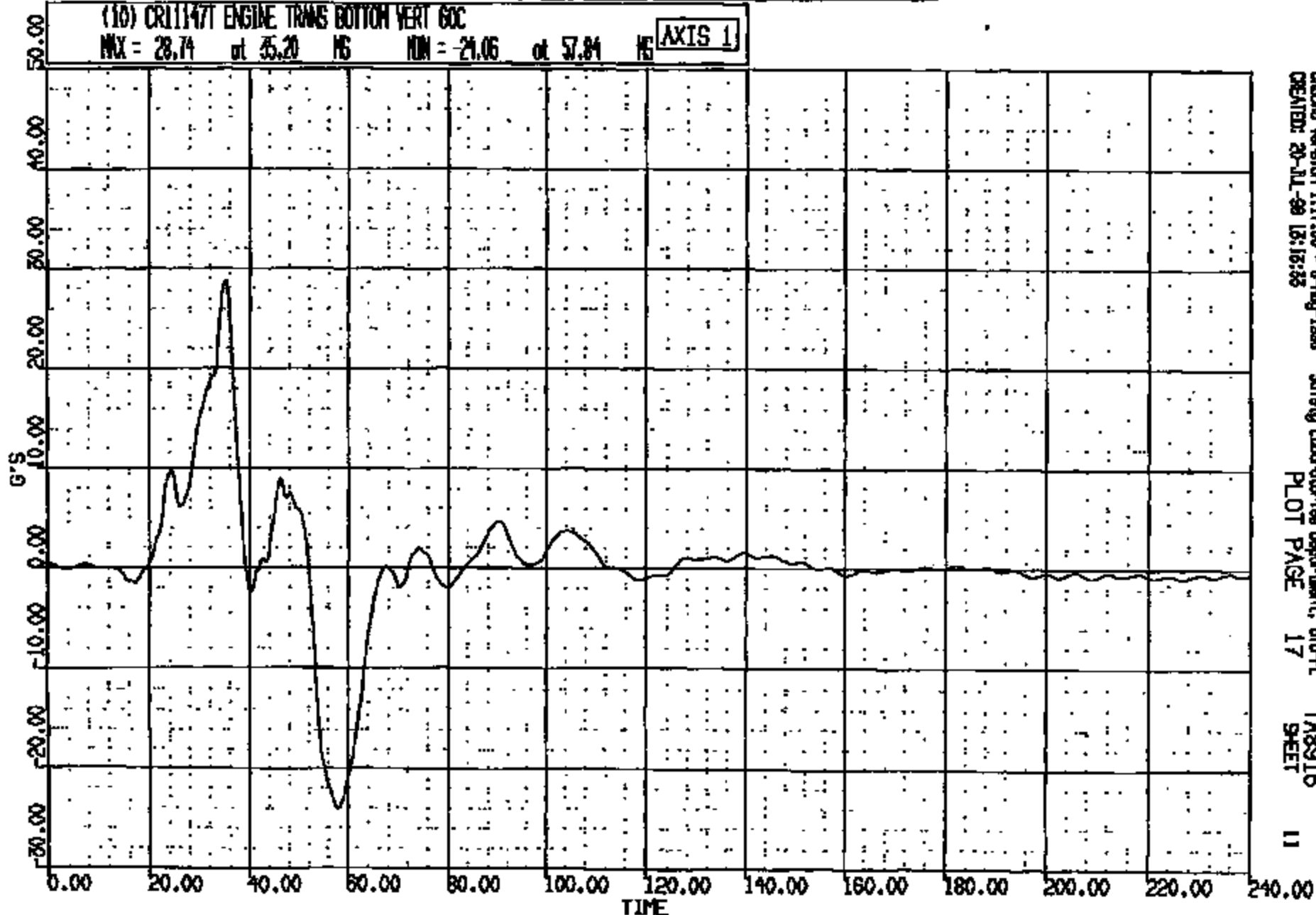


CASIMS Version 1.17.00 - 8-May-1998 Safety Laboratories Department, 610-PL TASS16
CREATED: 20-JUL-98 13:12:32 PLOT PAGE 18 SHEET 10

CRIS 0011147

CR N: 11147 TO: TAB916 DATE: 990720 13:01:59
2000 D-186

(10) CR11147T ENGINE TRANS BOTTOM VERT GOC
MAX = 28.74 at 35.20 MS MIN = -21.06 at 57.84 MS **AXIS 1**

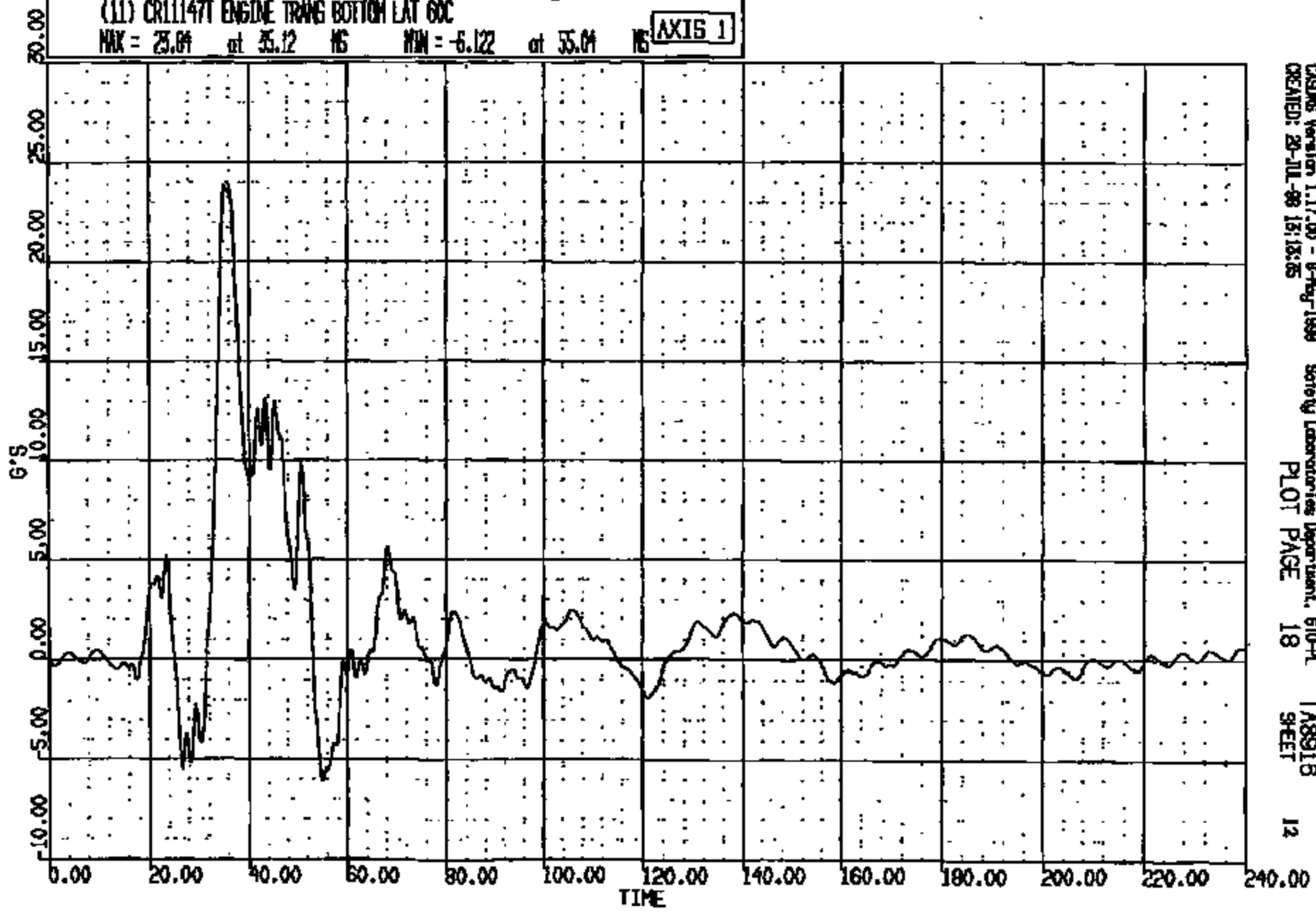


CARDIS Version 1.17.00 - 8-May-1998 Safety Laboratories Department, BTO-PL
CREATED: 20-JUL-99 13:15:35 PLOT PAGE 17 TAB916 SHEET 11

CRTS 0011147

CR R: 11147 TO: TA8918 DATE: 880720 13:01:50
2000 D-198

(11) CR1147T ENGINE TRANS BOTTOM LAT 60C
MAX = 23.04 at 35.12 MS MIN = -6.122 at 55.04 MS **AXIS 1**



CASMS Version 1.17.00 - 8-Aug-1999 Safety Laboratories Department, 610-PL TA8918
CREATED: 20-JUL-98 13:13:55 PLOT PAGE 18 SHEET 12

CRTS 001147

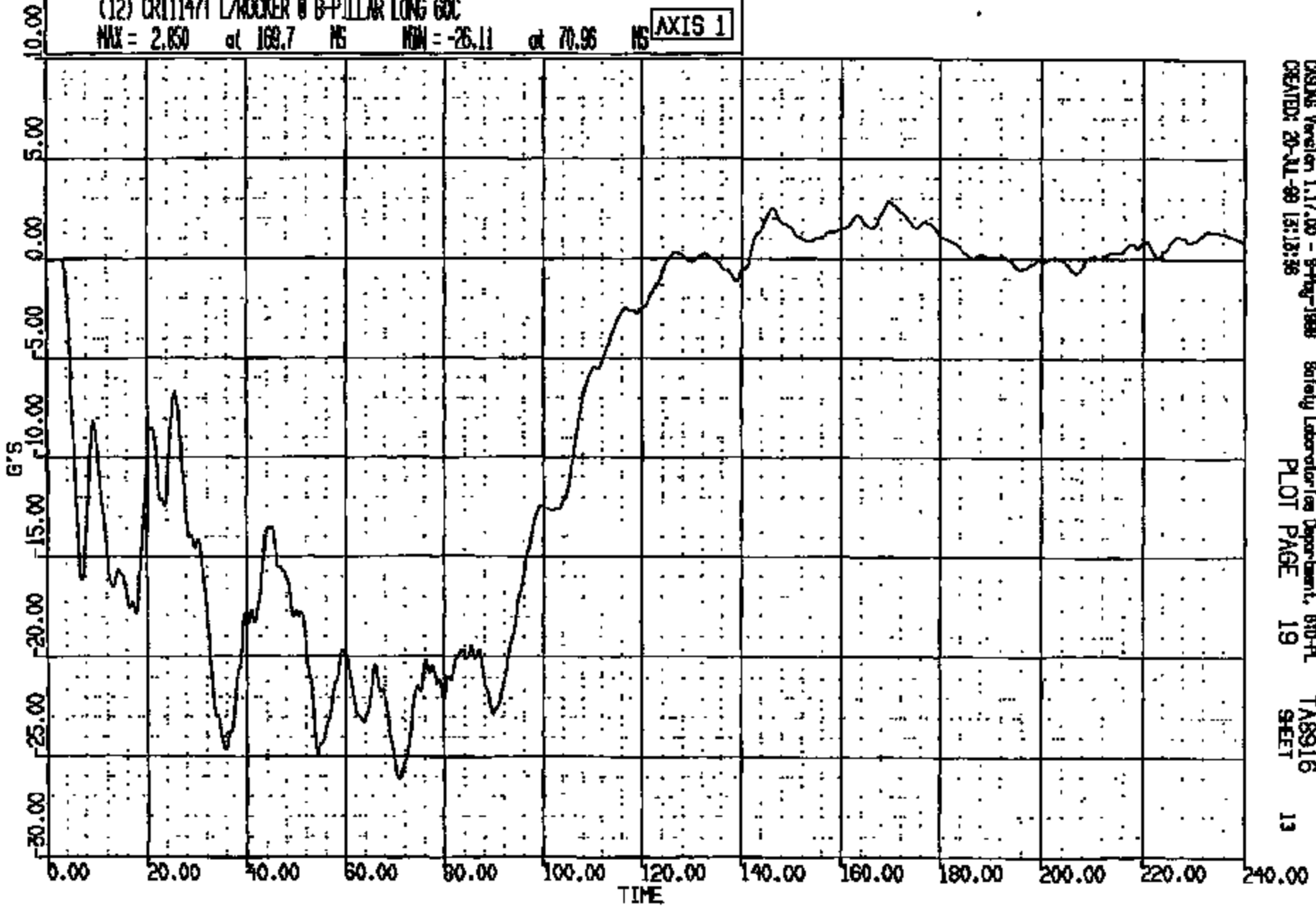
CR R: 11147 TO: TAB916 DATE: 880720 13:01:58

2000 D-188

(12) CR11147T L/ROCKER @ B-PILLAR LONG GOC

MAX = 2.850 at 169.7 MS MIN = -26.11 at 70.96 MS

AXIS 1



CRS05 Version 1.17.00 - 9thg-1888
CREATED: 20-JUL-88 13:13:36

Safety Laboratories Department, 870-PL
PLOT PAGE 19

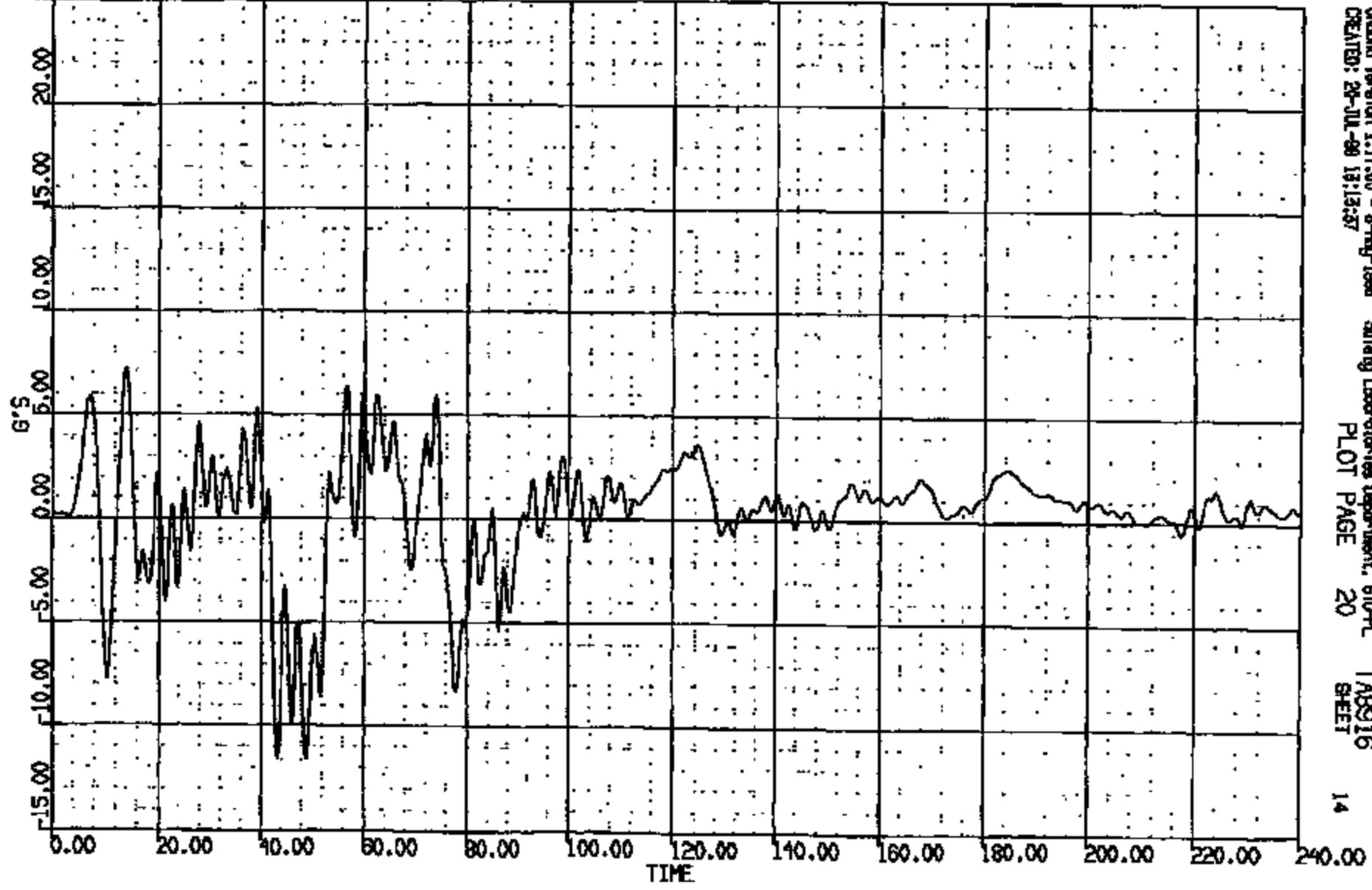
TAB916
SHEET

13

CRIS 0011147

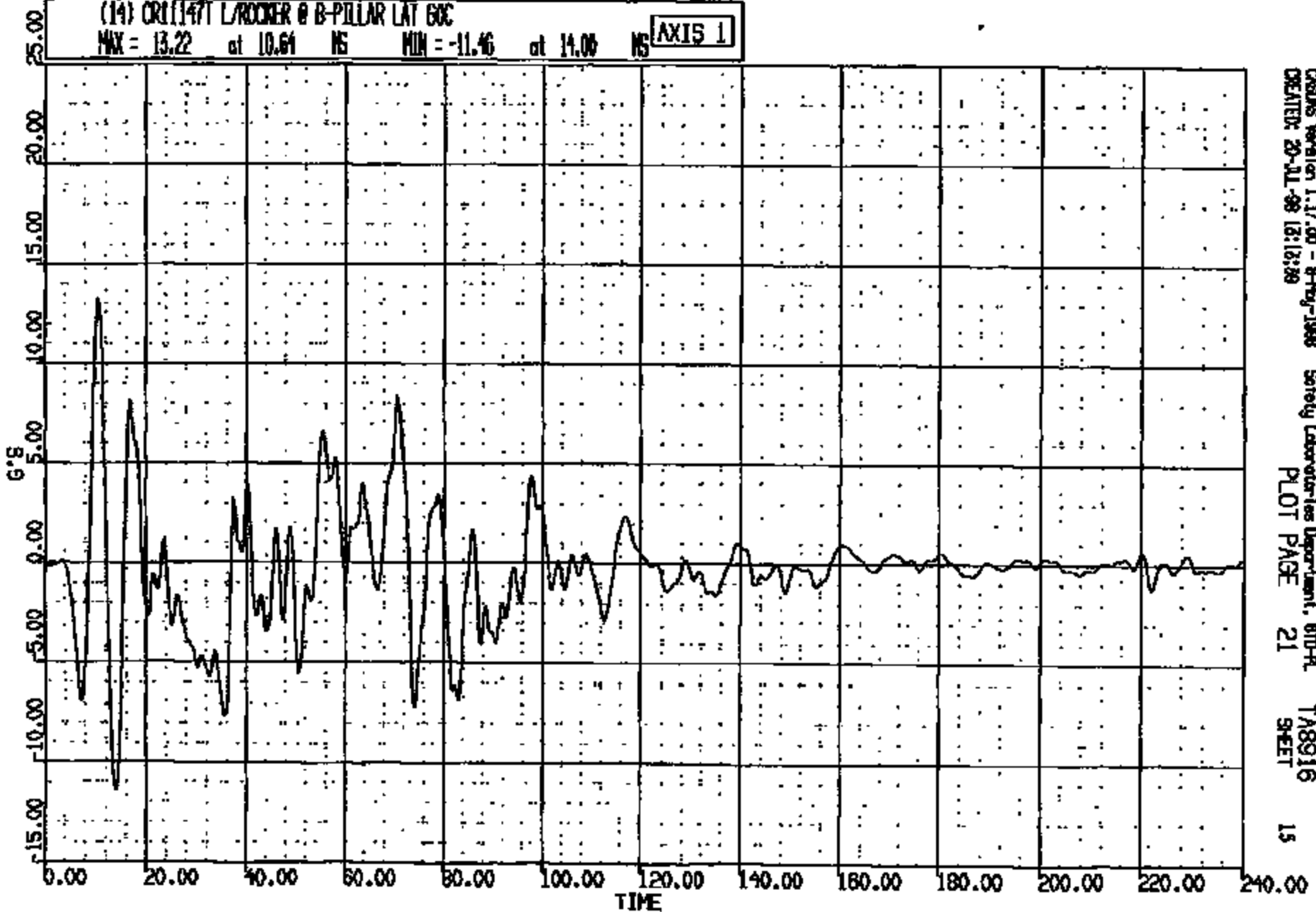
CR R: 11147 TO: TAB916 DATE: 980720 13:01:59
2000 D-188

(13) CR11147 L/ROCKER @ B-PILLAR VERT GOC
MAX = 7.212 at 14.00 MS MIN = -11.86 at 48.96 MS **AXIS 1**



CR #: 11147 TO: TASSIS DATE: 980720 13:01:59
2000 D-188

(14) CR1147T L/ROCKER @ B-PILLAR LAT 60C
MAX = 13.22 at 10.64 MS MIN = -11.46 at 14.00 MS **AXIS 1**



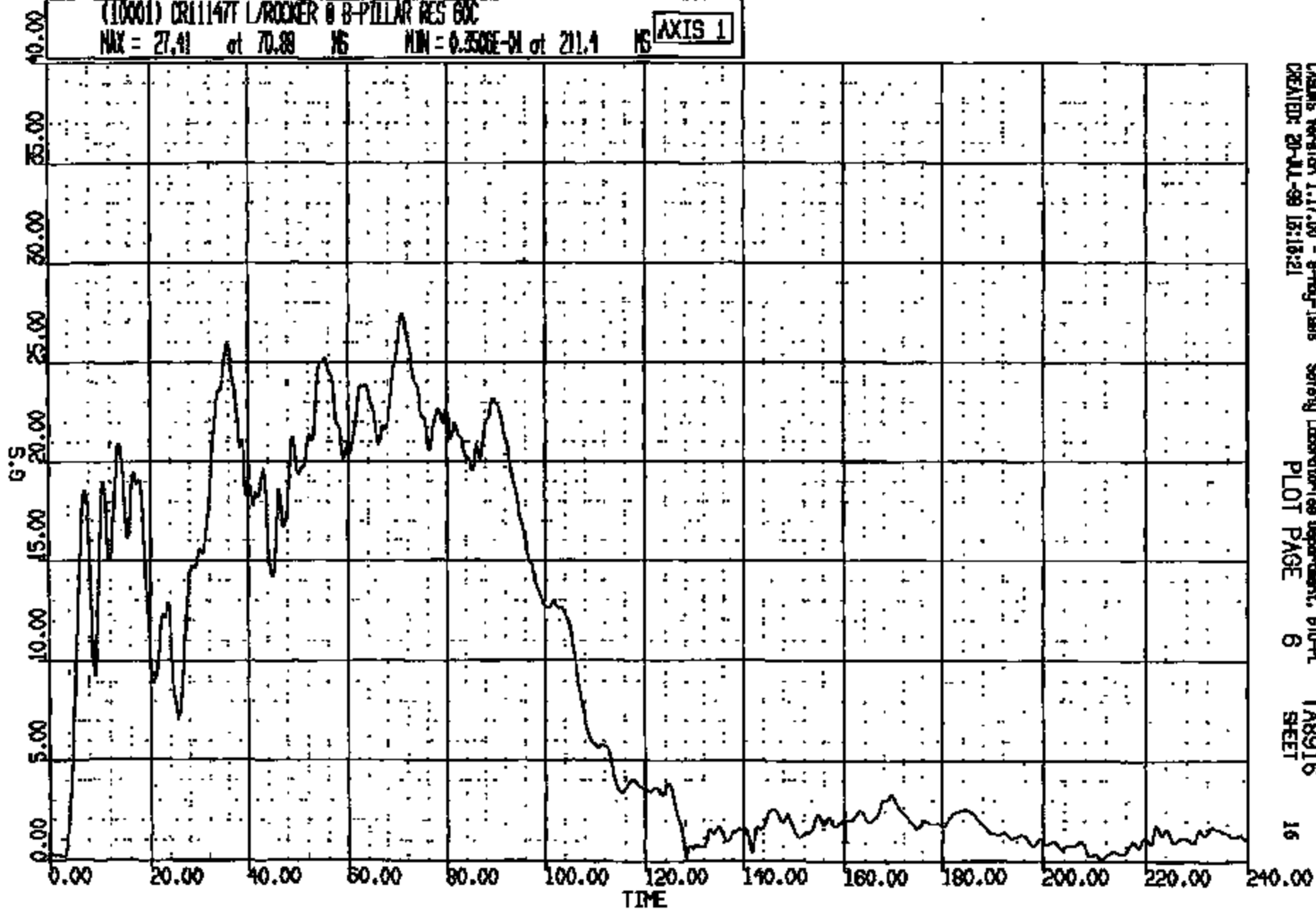
CRSWS Version 1.17.00 - 8-May-1998 Safety Laboratories Department, 610-A TASSIS
CREATED: 20-JUL-98 12:12:30 PLOT PAGE 21 SHEET 15

CRIS 001147

CR R: 11147 TO: TAB916 DATE: 990720 13:01:59
2000 D-166

(10001) CR11147 L/ROCKER @ B-PILLAR RES 60C
MAX = 27.41 at 70.88 NS MIN = 0.350E-01 at 211.4 NS

AXIS 1



CADDS Version 1.17.00 - 9-May-1998
CREATED: 20-JUL-99 13:13:21

Safety Laboratories Department, 610-PL
PLOT PAGE 6

TAB916
SHEET

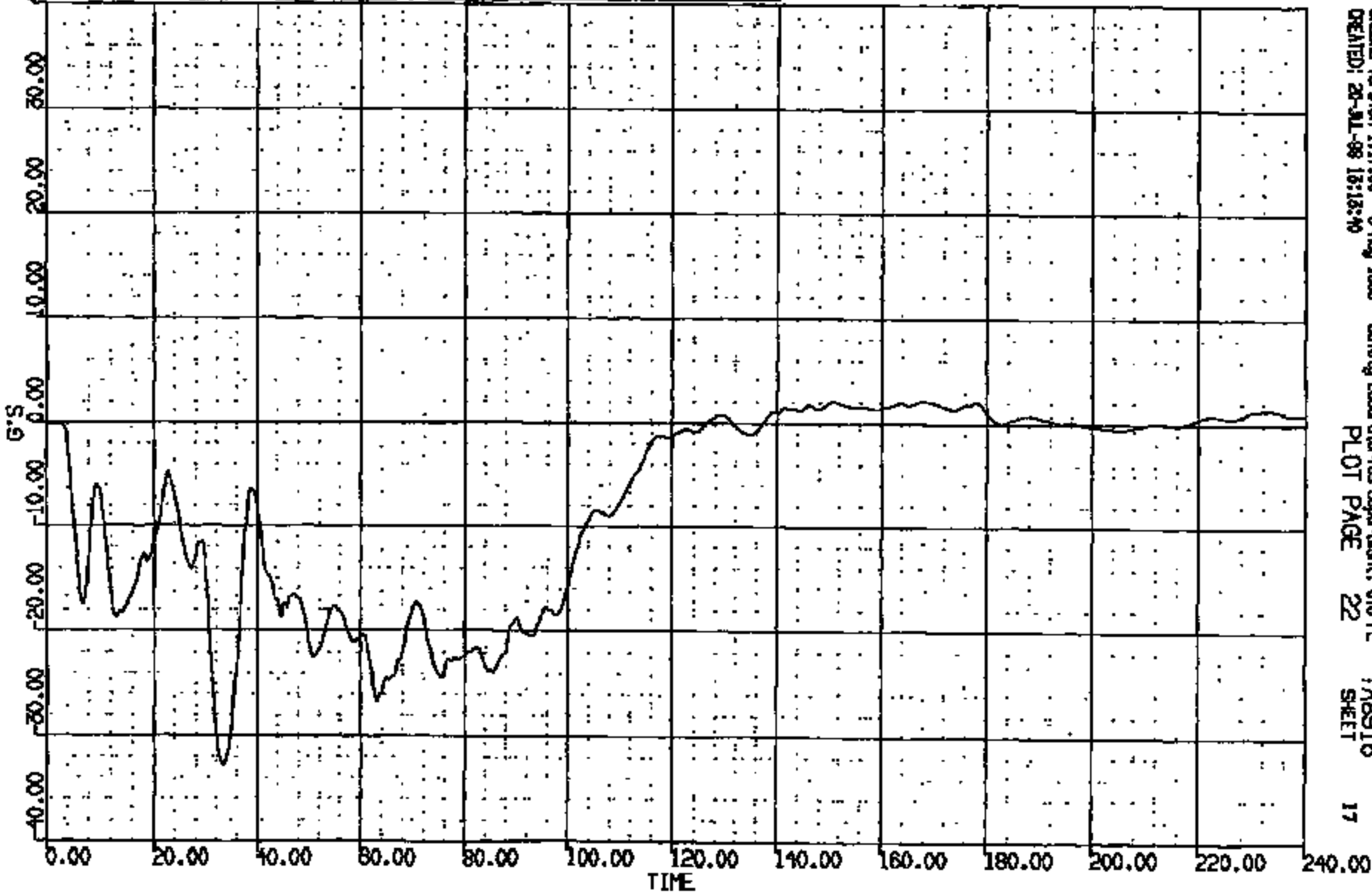
16

CRTS 0011147

CR R: 11147 TO: TASSIS DATE: 990720 15:01:59
2000 D-189

(15) CR11147T R/ROCKER @ B-PILLAR LONG GOC
MAX = 2.191 at 168.1 MS MIN = -32.84 at 33.28 MS

AXIS 1

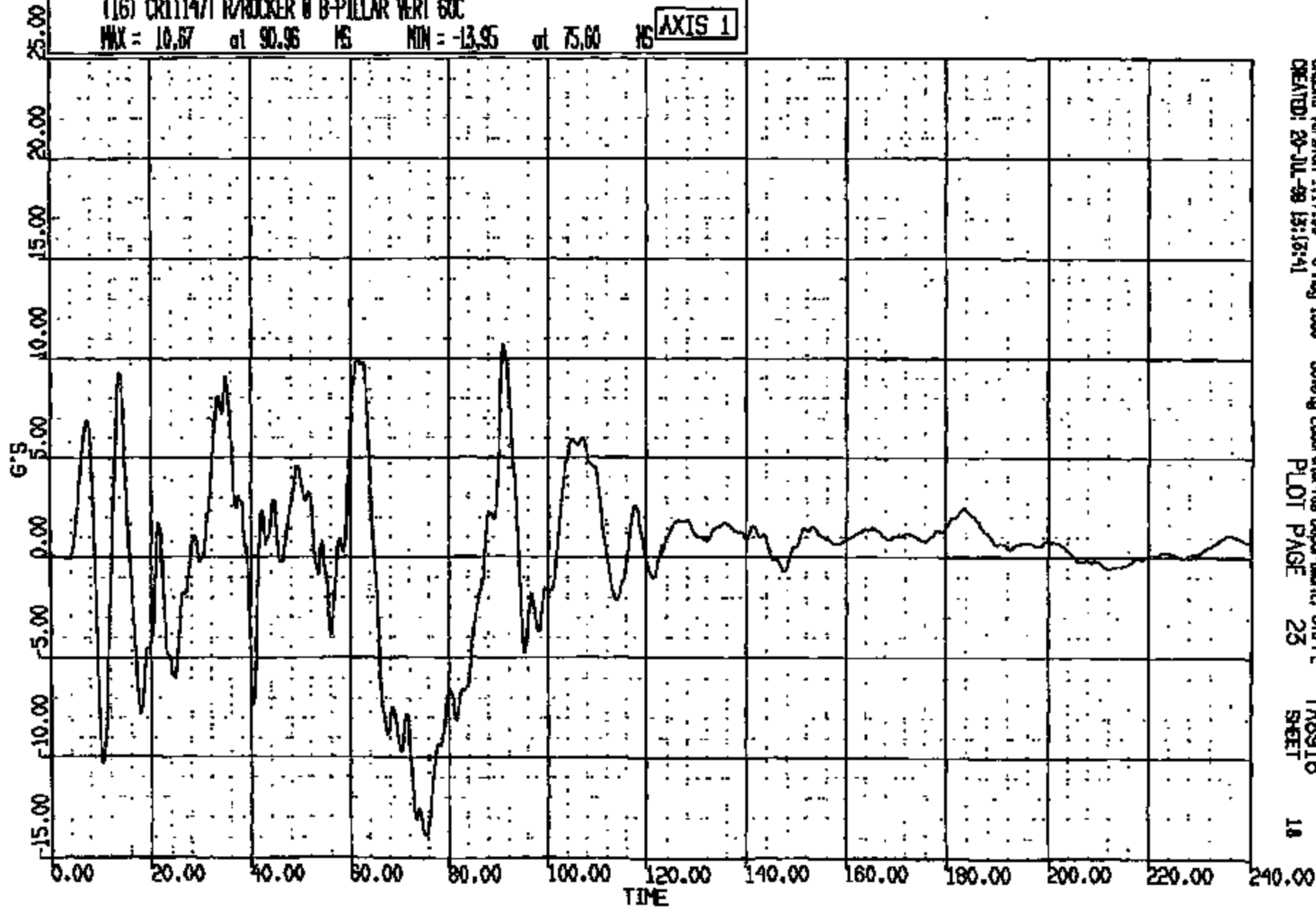


CASINS Version 1.17.00 - 9-May-1998 Safety Laboratories Department, 610-PL TAB916
CREATED: 20-JUL-99 15:13:40 PLOT PAGE 22 SHEET 17

CRTS 0011147

CR R: 11147 TO: TAGS16 DATE: 980720 13:01:58
2000 D-165

(16) CR11147 R/ROCKER @ B-PILLAR VERT GOC
MAX = 10.67 at 90.95 MS MIN = -13.95 at 75.60 MS **AXIS 1**

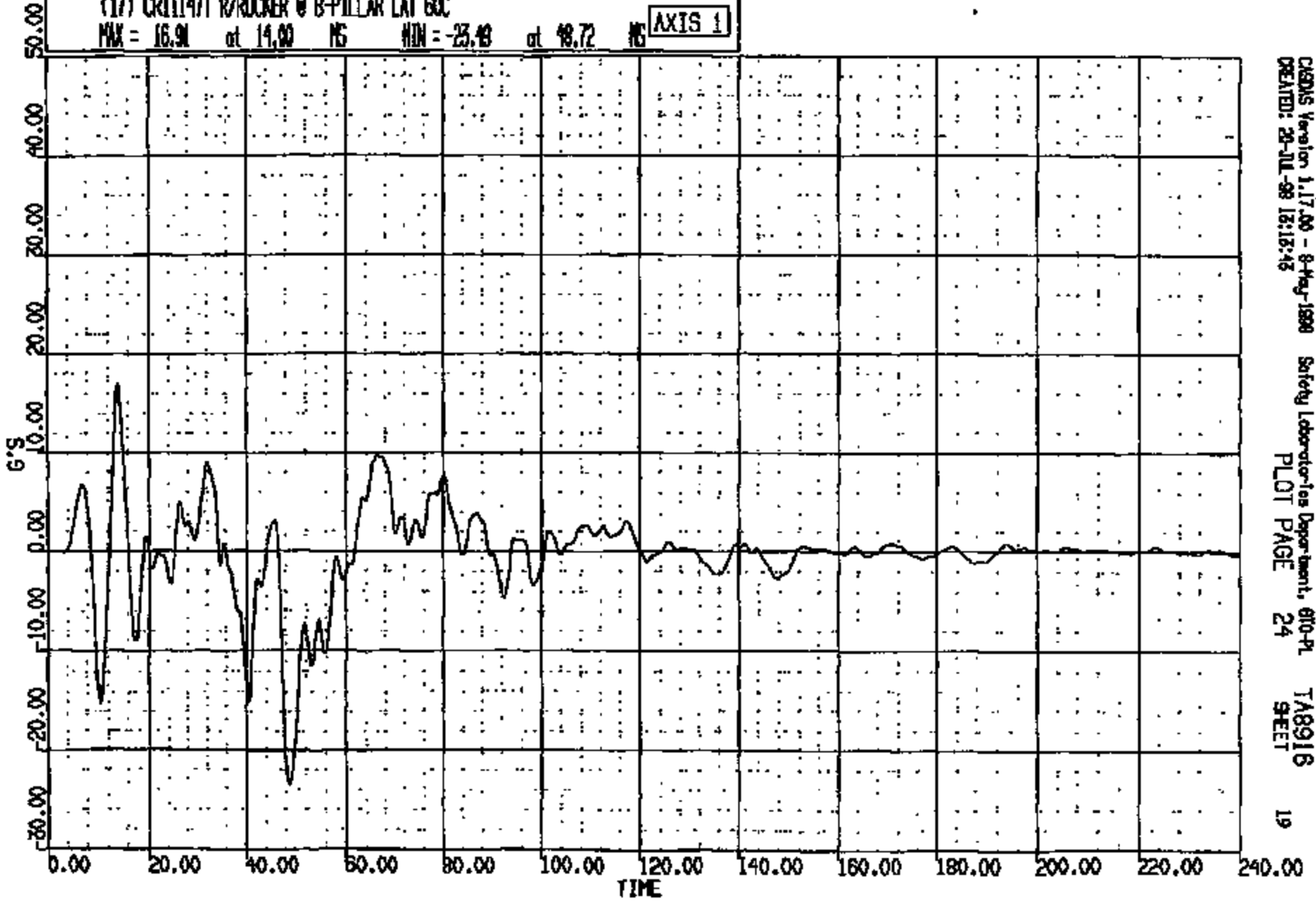


CASMS Version 1.17.00 - 8-May-1998 Safety Laboratories Department, 678-PL TAGS16
CREATED: 20-JUL-98 13:15:41 PLOT PAGE 25 SHEET 18

CRTS 0011147

CR #: 11147 TO: TAB916 DATE: 080720 13:01:58
2000 D-188

(17) CR11147 R/ROCKER @ B-PILLAR LAT 60C
MAX = 16.91 at 14.00 MS MIN = -23.49 at 48.72 MS **AXIS 1**

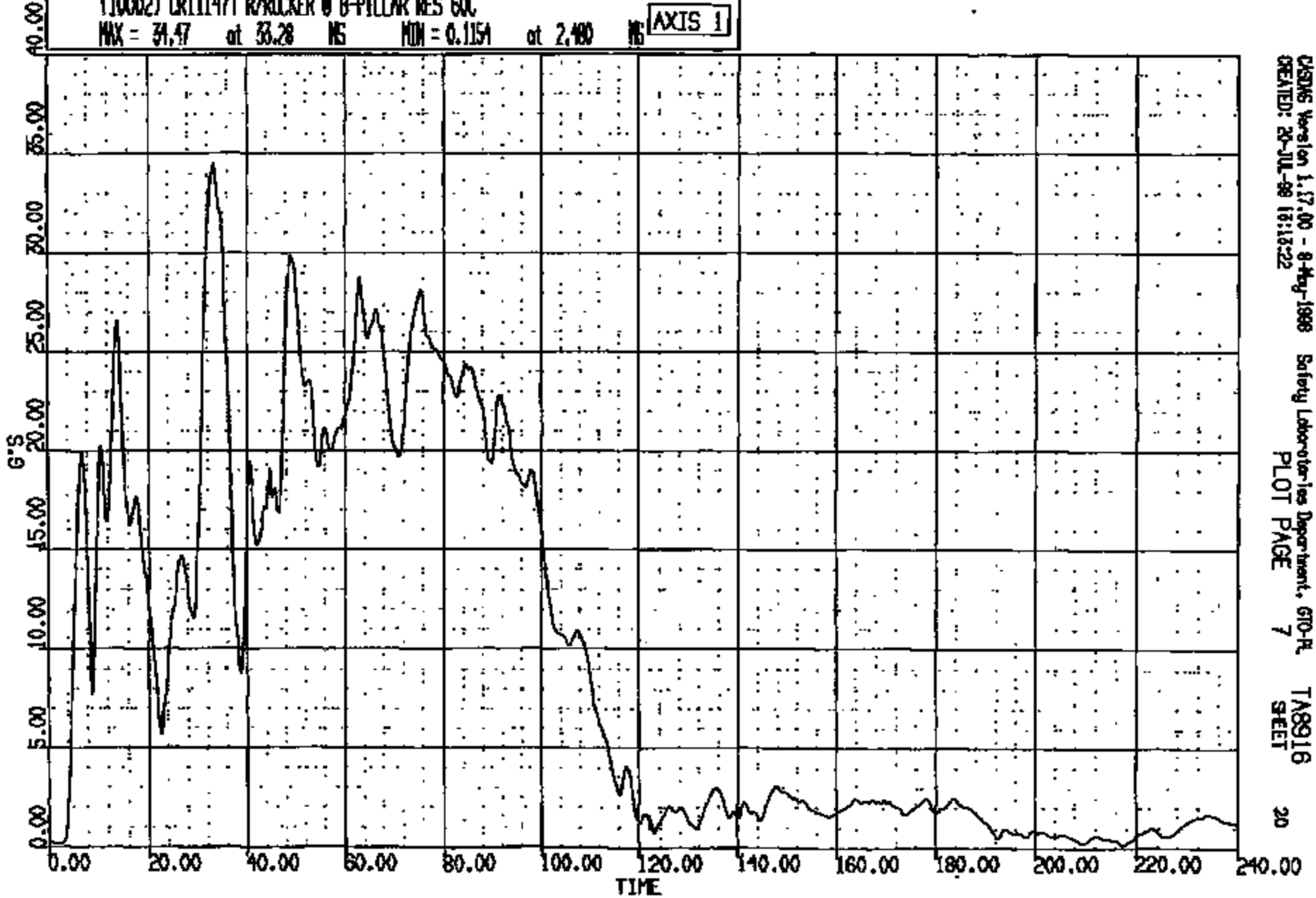


CADMS Version 1.17.00 - 8-May-1998 Safety Laboratories Department, 610-PL
CREATED: 20-JUL-98 13:13:42 PLOT PAGE 24 TAB916 SHEET 19

CRTS 0011147

CR R: 11147 TO: TAB916 DATE: 980720 18:01:59
2000 D-186

(10002) CR111471 R/ROCKER @ B-PILLAR RES 60C
MAX = 31.47 at 33.28 MS MIN = 0.1151 at 2.400 MS **AXIS 1**



CASIMS Version 1.17.00 - 8-May-1998
CREATED: 20-JUL-98 18:18:22

Safety Laboratories Department, G10-R
PLOT PAGE 7

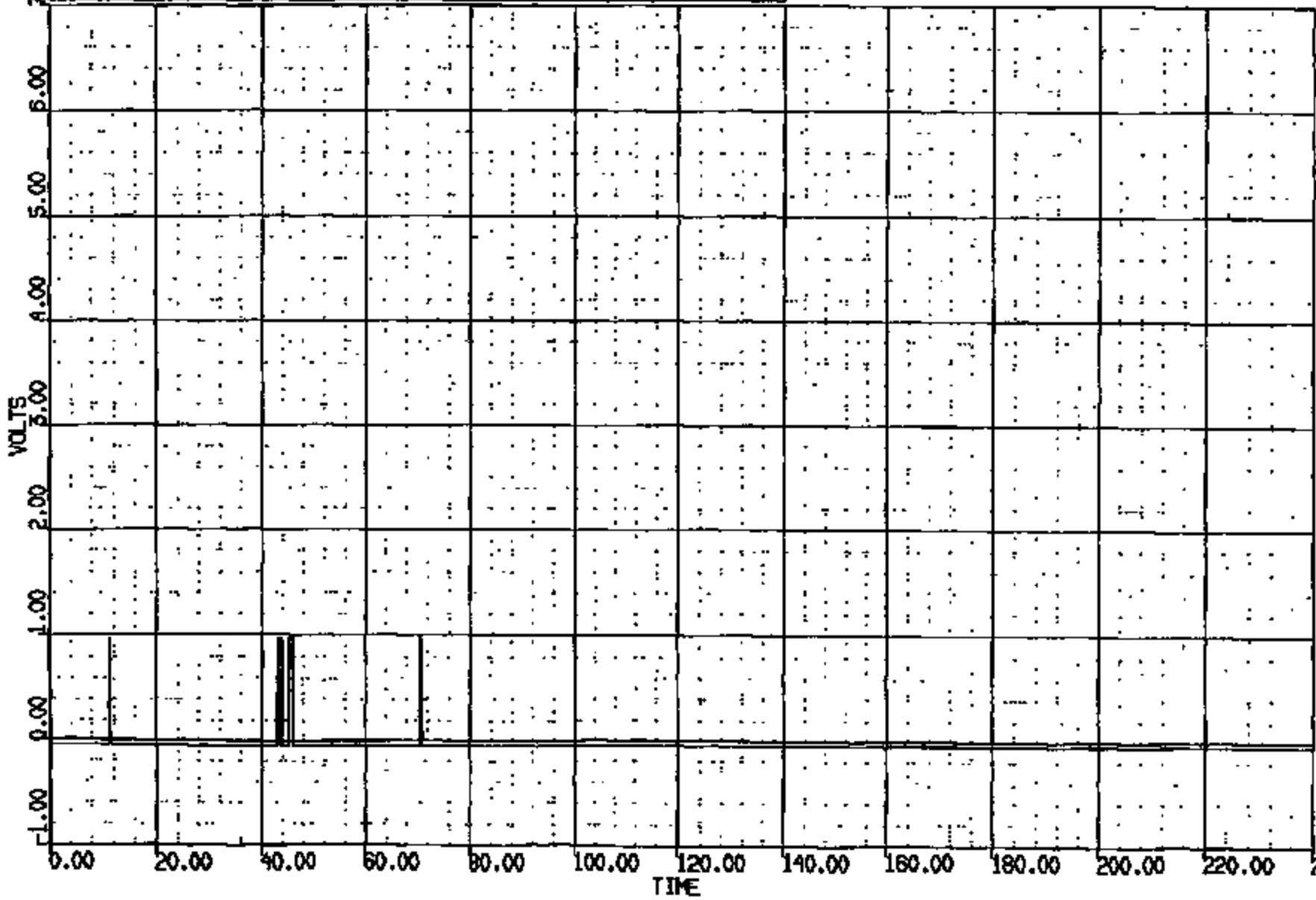
TAB916
SHEET

CRTS 0011147

CR R: 11147 TO: TAB916 DATE: 880720 13:01:59
R000 D-188

(2) CR11147T ENGINE TO DASH SN 4000C
MAX = 0.9570 at 11.30 MS MIN = -.493E-01 at -.762E-05 MS

AXIS 1



CASIMS Version 1.17.00 - 8-May-1988
CREATED: 20-JUL-88 13:13:24

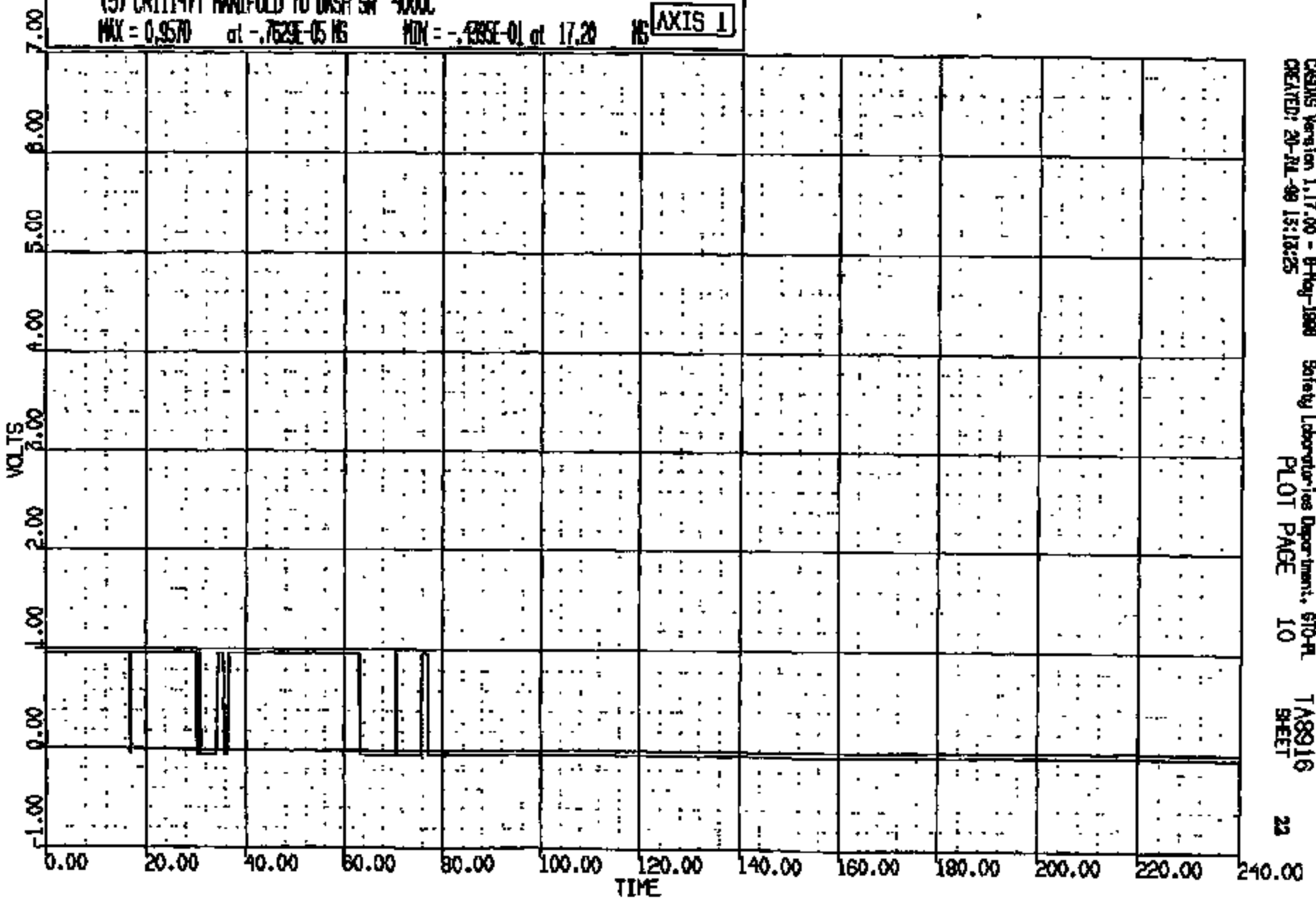
Safety Laboratories Department, STD-PL
PLOT PAGE 9

TAB916
SHEET

CR R: 11147 TO: TABS16 DATE: 860720 13:01:58
2000 D-188

(3) CR11147T MANIFOLD TO DASH SW 4000C
MAX = 0.9570 at -.7623E-05 MS MIN = -.4395E-01 at 17.20 MS

AXIS 1

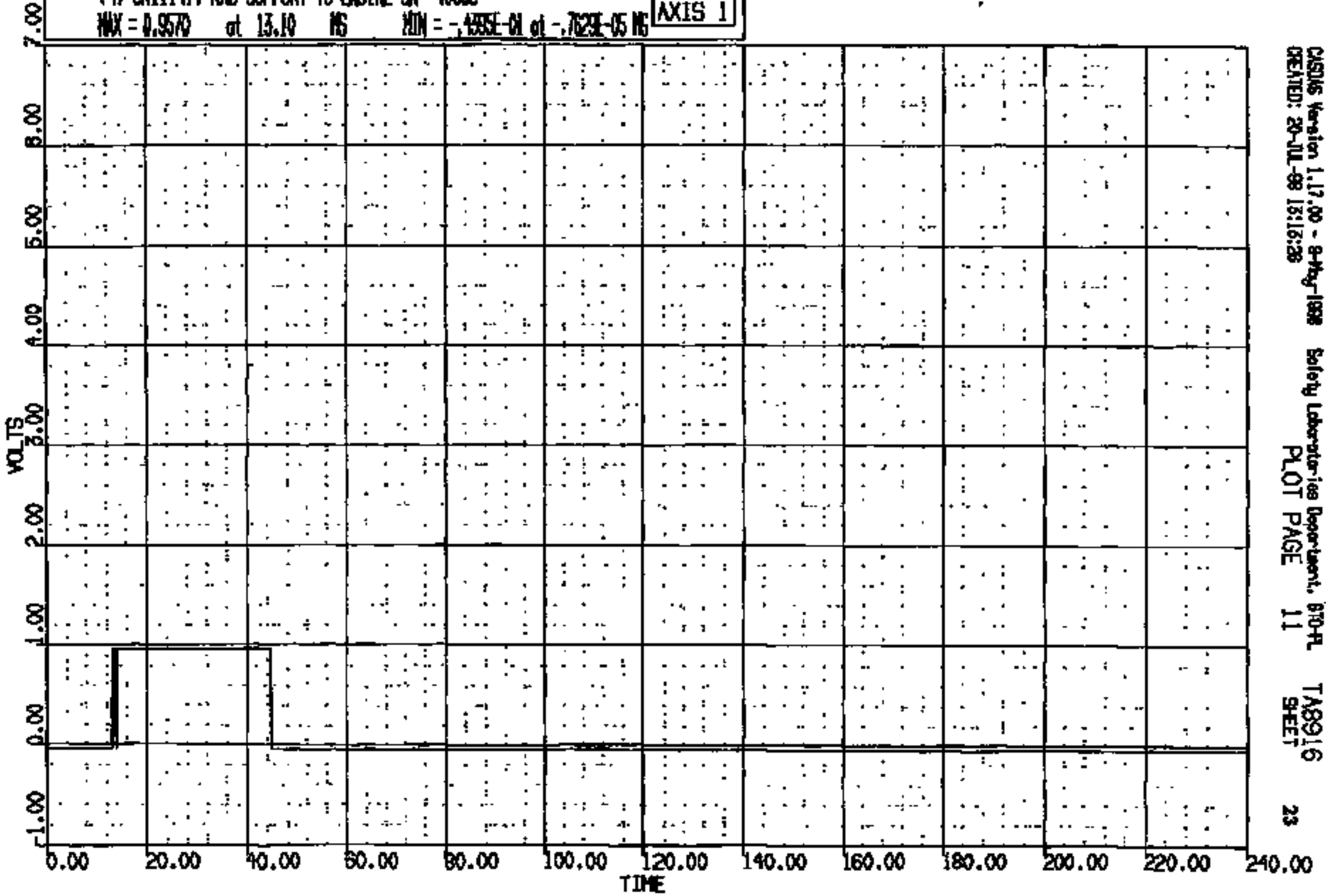


CR R: 11147 70: TABS18 DATE: 880720 13:01:59
R000 D-188

(4) CR111477 RAD SUPPORT TO ENGINE SN 4000C

MAX = 0.9570 at 13.10 MS MIN = -.4955E-01 at -.7623E-05 MS

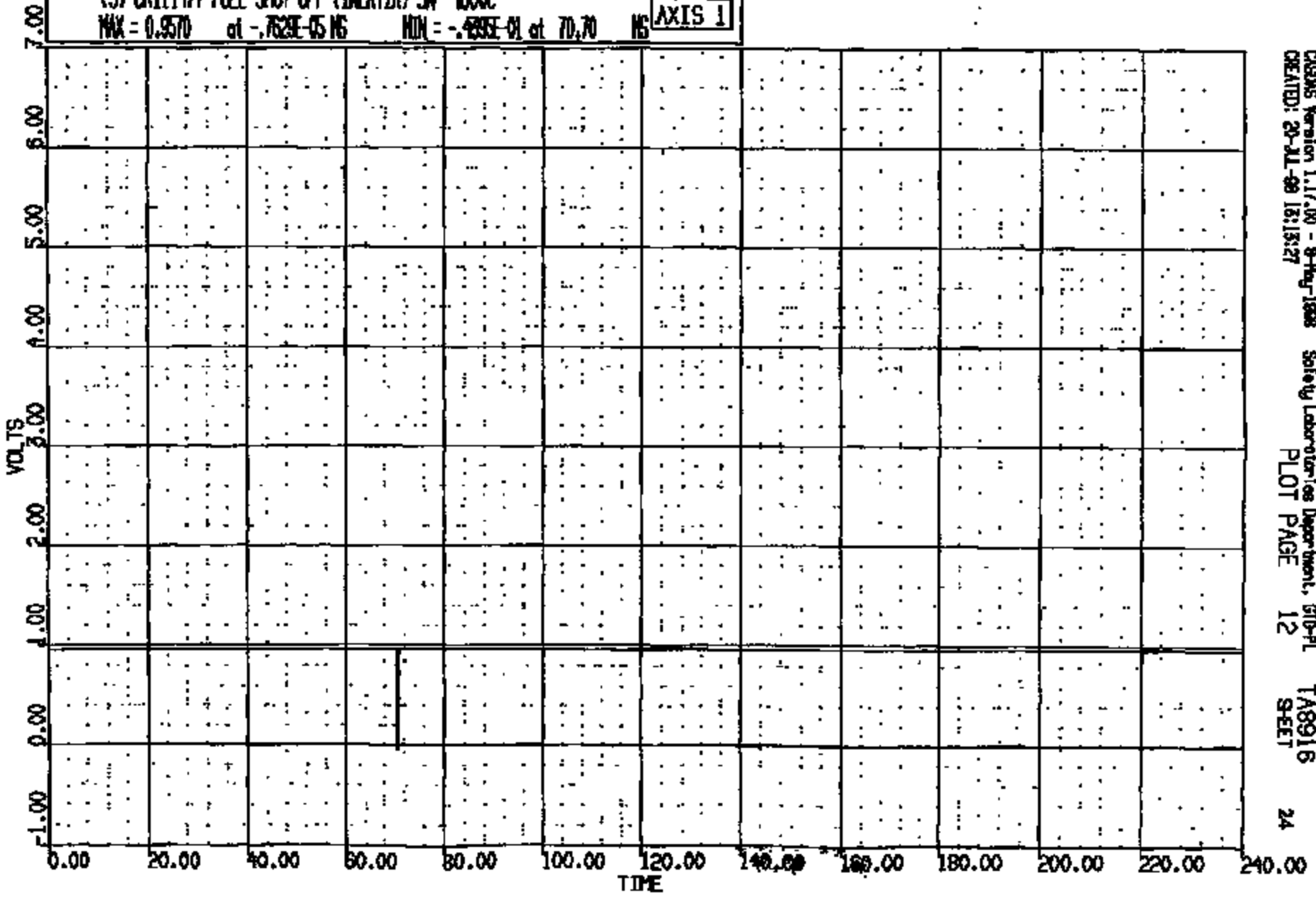
AXIS 1



CR R: 11147 TO: TA8916 DATE: 980720 13:01:59
2000 D-188

(5) CR11147 FUEL SHUT OFF (INERTIA) SW 4000C
MAX = 0.9570 at -.7529E-05 MS MIN = -.4335E-01 at 70.70 MS

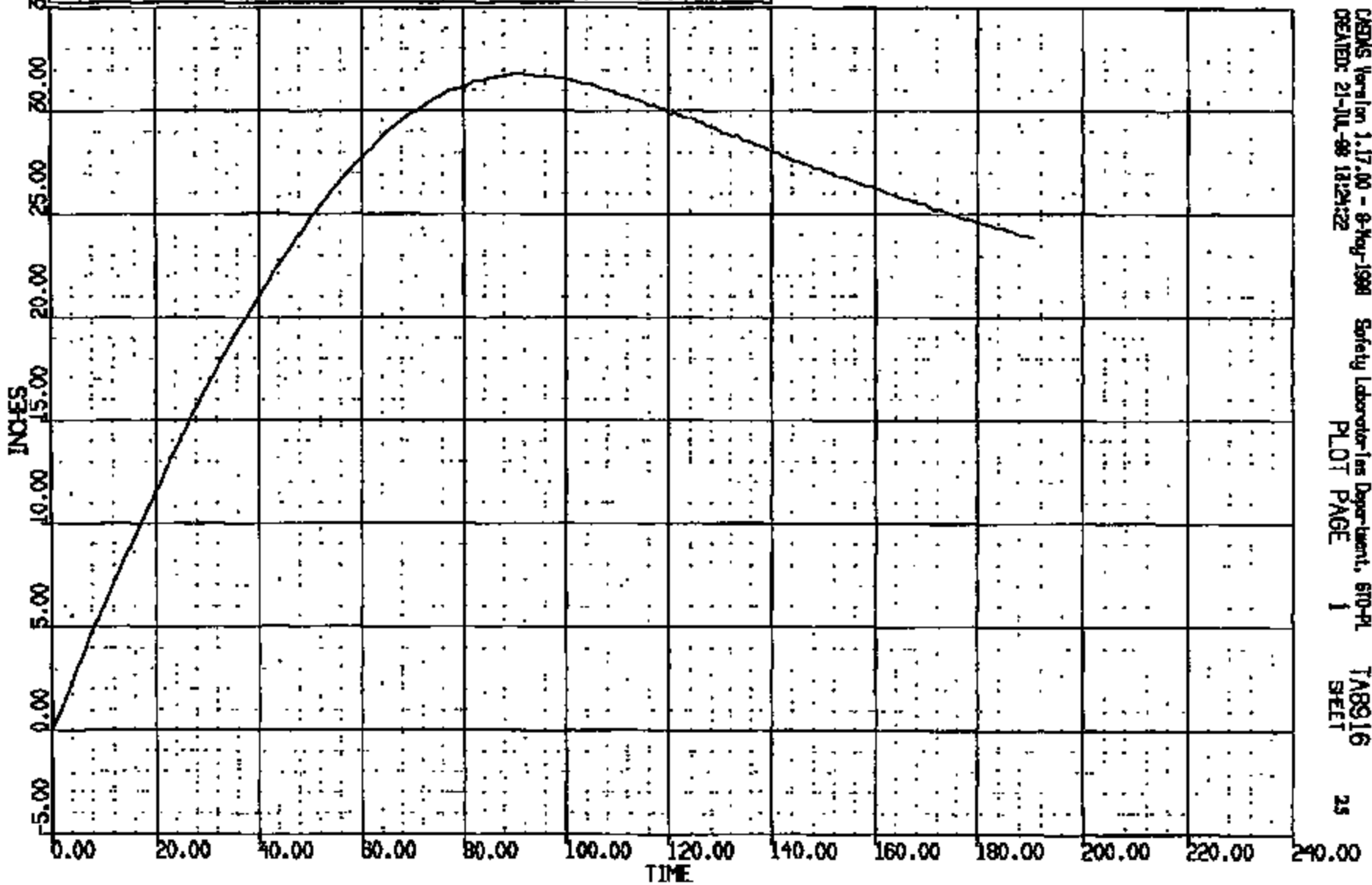
AXIS 1



CR R: 11147 TO: TAB916 DATE: 980720 18:01:58
2000 D-188

(0) CRCL147 L RKR AT B FLR WRT L GND REF LONG DISP
MAX = 31.82 at 91.28 MS MIN = -.1000E-05 at 0.0000E+00 MS

AXIS 1

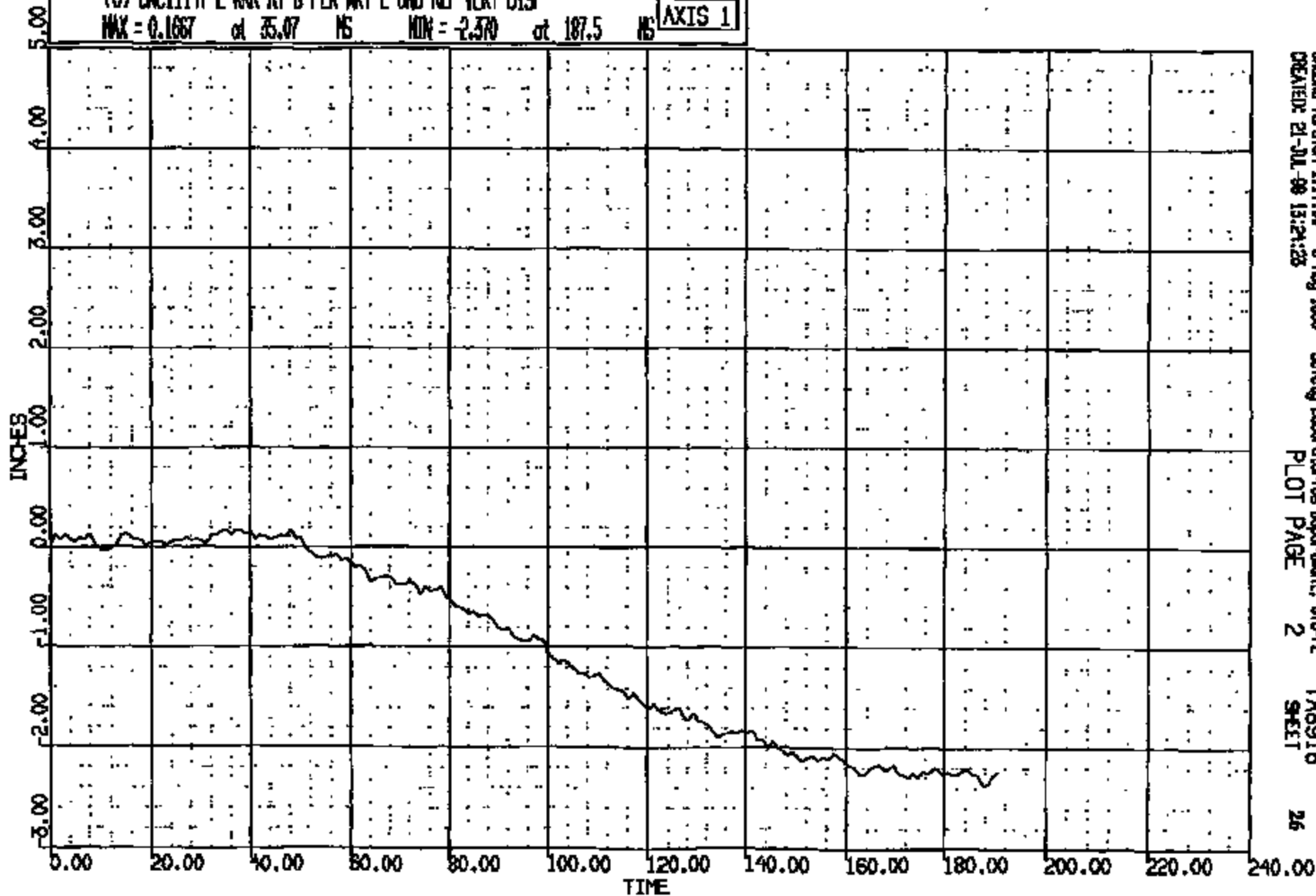


CASMS Version 1.17.00 - 8-May-1998 Safety Laboratories Department, ST0-PL
CREATED: 21-JUL-98 18:24:22 PLOT PAGE 1 TAB916
SHEET 25

CRIS 001147

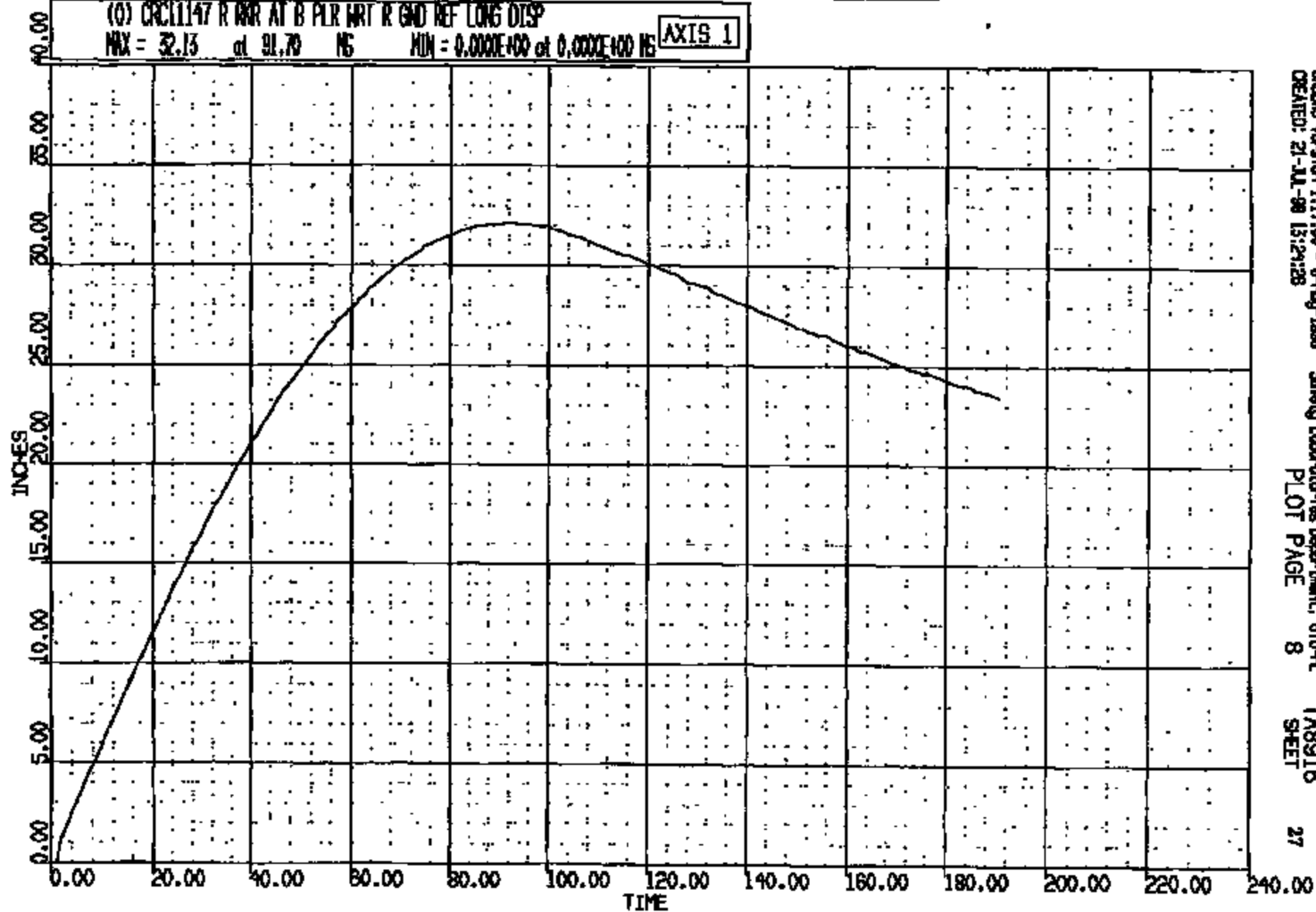
CR R: 11147 TO: TAB916 DATE: 980720 15:01:59
2000 D-168

(0) CR011147 L WGR AT B PLR WRT L END REF VERT DISP
MAX = 0.1667 at 35.07 MS MIN = -2.370 at 187.5 MS **AXIS 1**



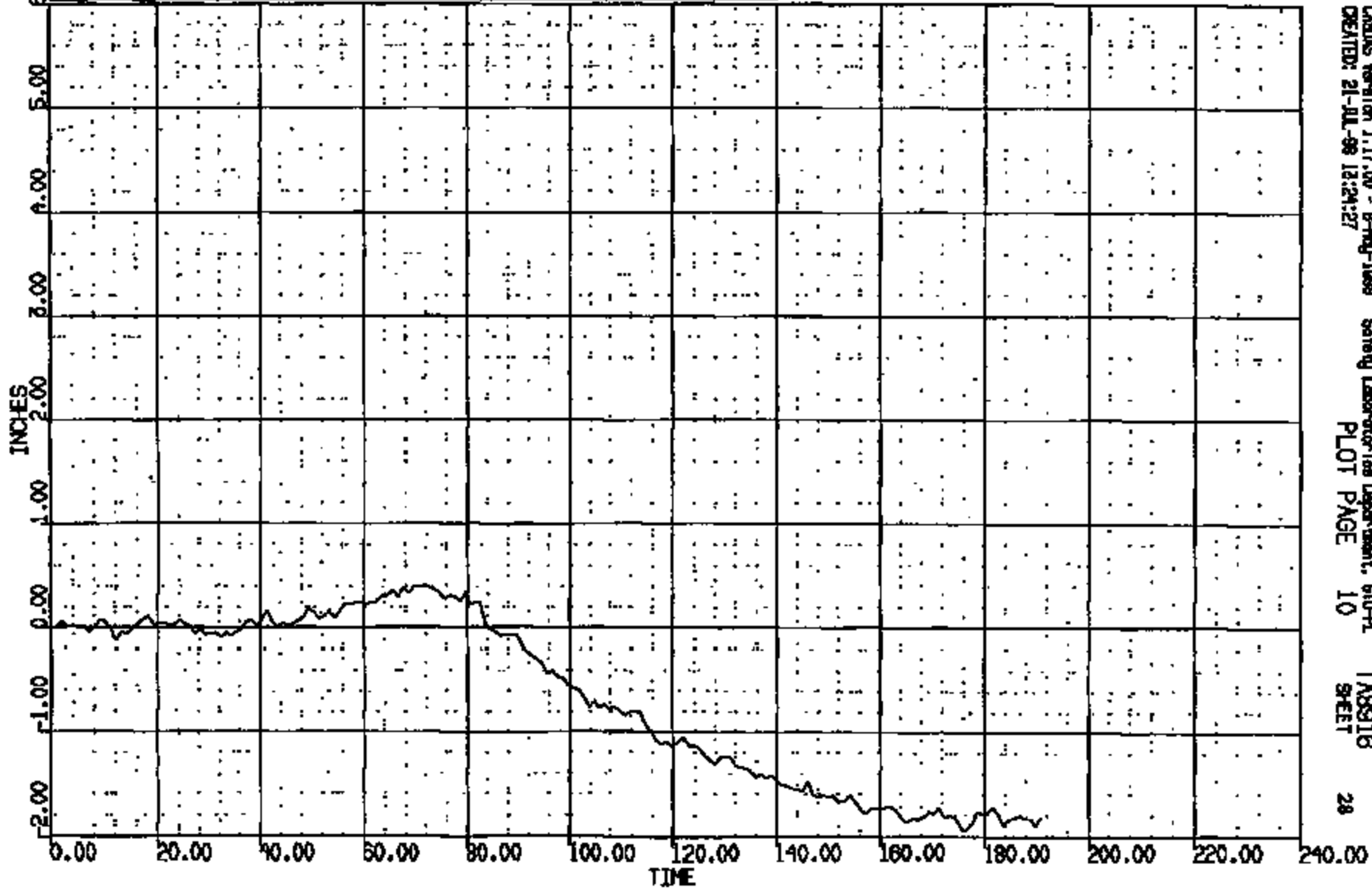
CR R: 11147 TO: TAB916 DATE: 990720 15:01:59
2000 D-188

(0) CR11147 R WR AT B PLR WRT R GND REF LONG DISP
MAX = 32.13 at 91.79 MS MIN = 0.000E+00 at 0.000E+00 MS **AXIS 1**




COR R# 11147 TO: TAB916 DATE: 990720 15:01:59
2000 D-188

(0) CRC11147 R RWR AT B PLR WRT R GND REF VERT DISP
MAX = 0.4078 at 71.61 MS MIN = -1.948 at 176.5 MS [AXIS 1]



CARDAS Version 1.17.00 - B-Mag-1999 Safety Laboratories Department, 670-PL TAB916
CREATED: 21-JUL-99 12:24:27 PLOT PAGE 10 SHEET 28

CRTS 0011147




8916

CRTS 0011147

Name:


11147001.JPG



Name:

11147002.JPG


CRTS 0011147



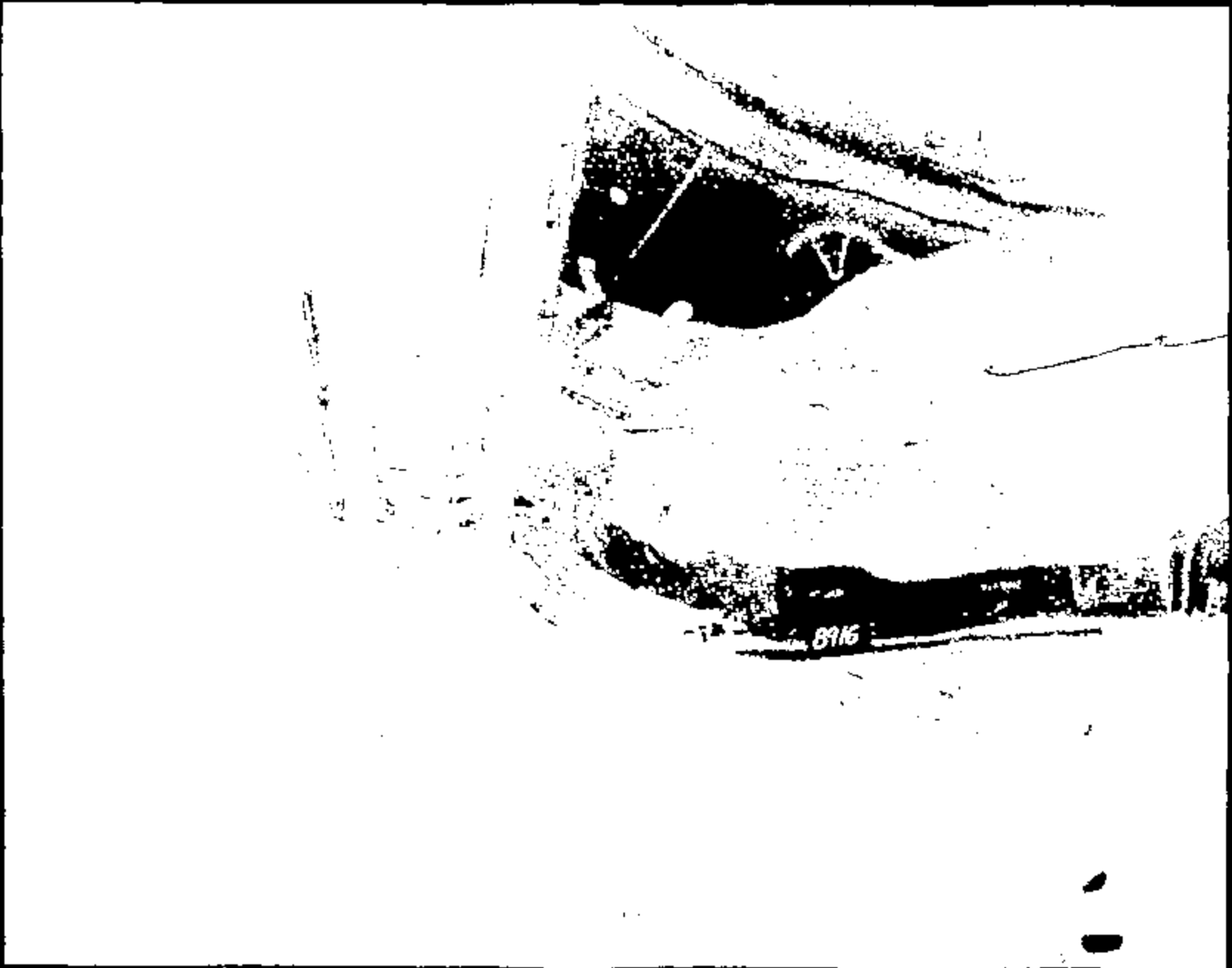
Name:

11147003.JPG

CRTS 0011147



Name: 11147004.JPG



Name:

11147005.JPG

CRTS 0011147





Image :

11147006.JPG

CRTS 0011147



Name: 11147007.JPG


CRTS 0011147




Name:

11147008.JPG

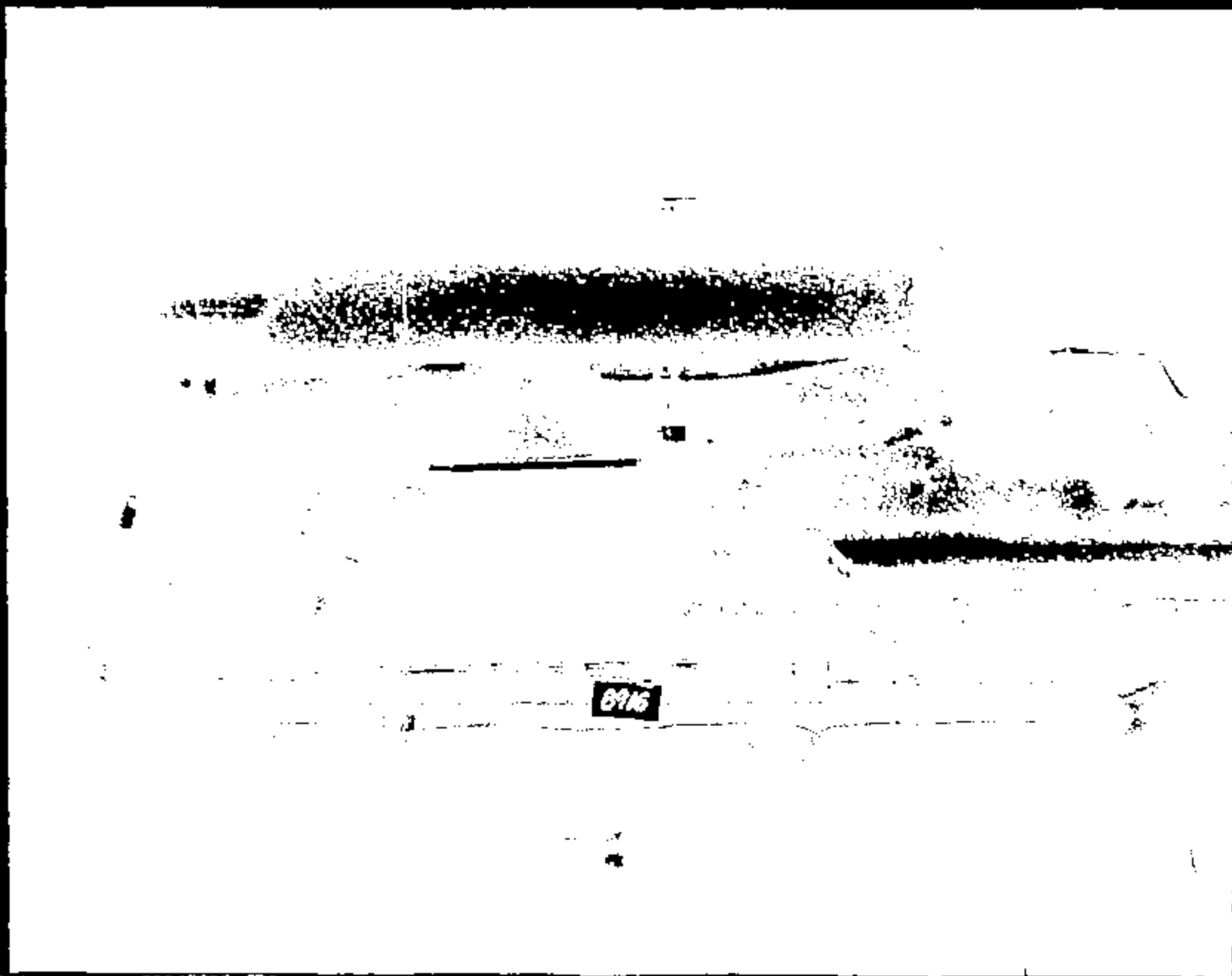
CRTS 0011147



Name: 11147009.JPG




CRTS 0011147



CRTS 0011147

Name :


11147011.JPG



Name :

11147012.JPG

CRIS 001147




016

Name:

11147013.JPG


CRTS 0011147



Name:


11147014.JPG

CRTS 0011147




Name: 11147015.JPG

CRTS 0011147



Name: 11147016.JPG


CRTS 001147



CRIS 001147

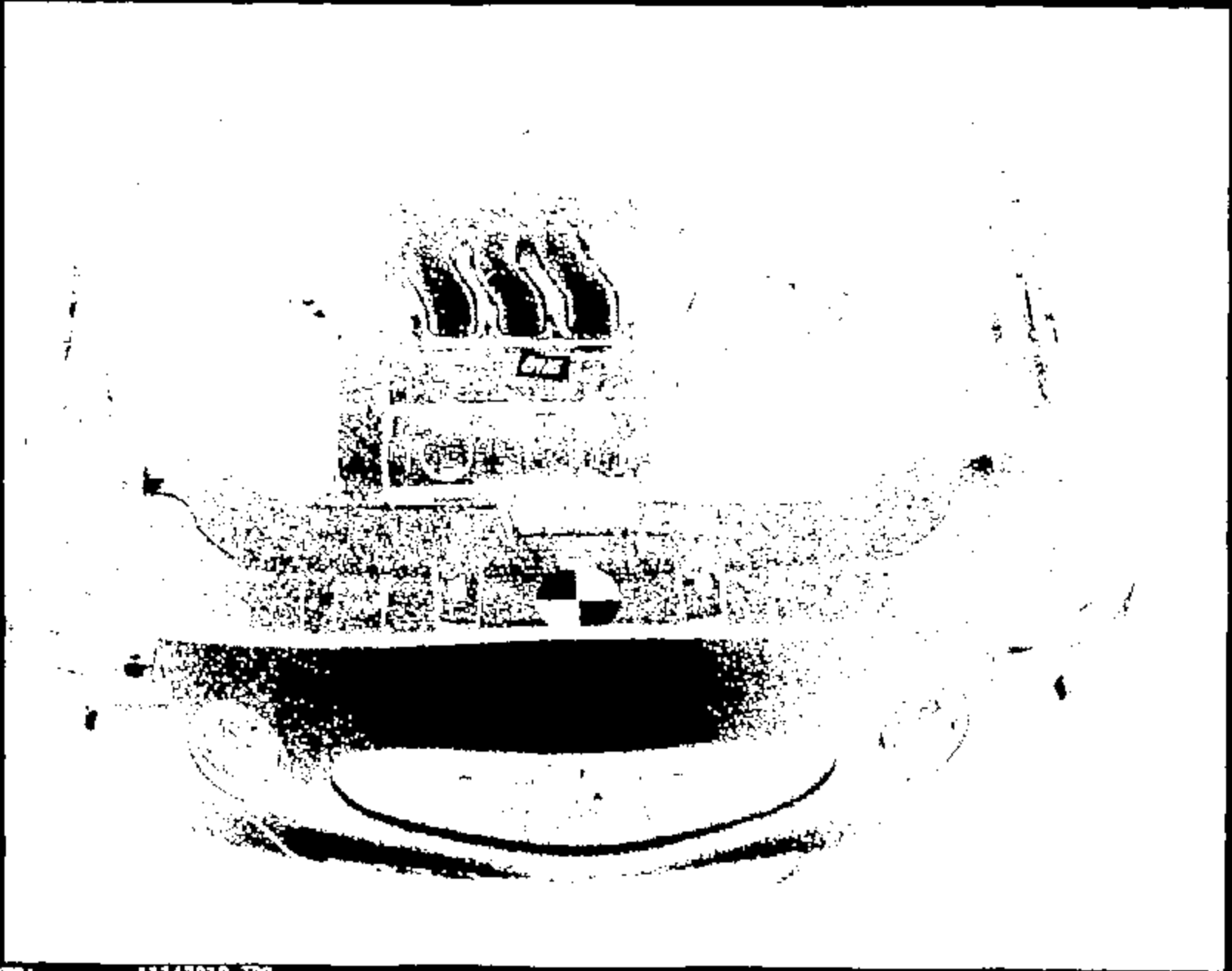
Page 1

11147017.JPG



Name: 11147018.JPG

CRTS 0011147



Name:


11147019.JPG

CRTS 0011147




Name: 11147020.JPG

CRTS 0011147




Name: 11147021.JPG

CRTS 0011147



Name :

11147022.JPG



8916

Name: 11147023.JPG


CRTS 0011147



Name :

11147024.JPG

CRTS 0011147



Name :

11147025.JPG

CRIS 0011147



Name :

12147026.J50


CRTS 0011147

8916




File:

11147027.JPG



Name: 11147028.JPG


CRTS 0011147



Name:

11147029.JPG

CRTS 0011147



Name: 11147030.JPG


CRIS 0011147



Name :

11147031.JPG

CRJS 0011147




5/1/79

798-07

Name:

11147032.JPG

CRTS 0011147



Name: 1-14-033.JPG

CRTS 0011147



Memo 1

11147034.JPG

CRTS 0011147



Name:

11147035.JPG




Name: 11147036.JPG

8916

8916

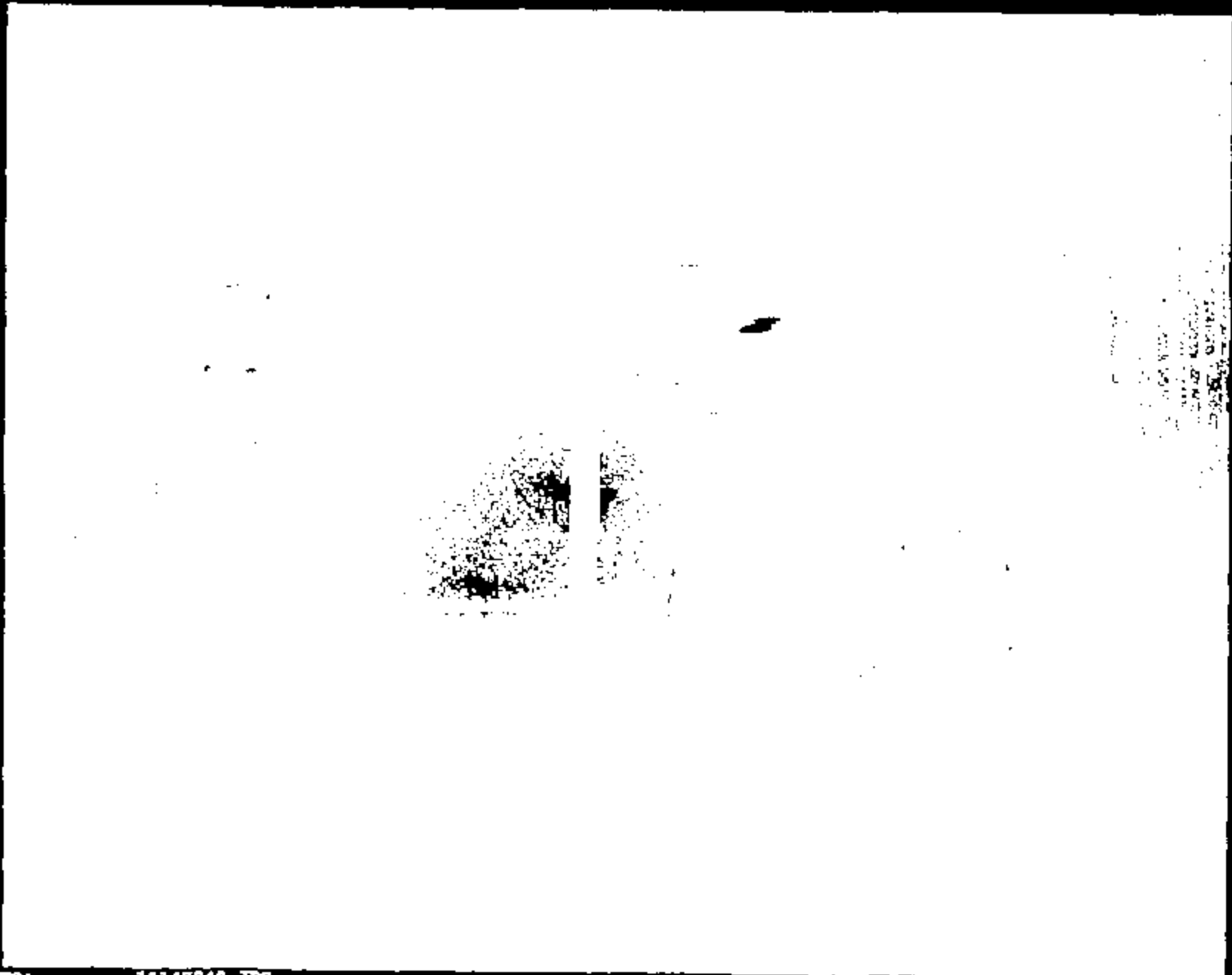




Name:

11147039.JPG


CRTS 0011147



Name :

11147040.JPG


CRTS 0011147



Name :

11147041.JPG


CRTS 0011147



Name:

11147042.JPG


CRTS 0011147



Name:

11147043.JPG


CRTS 0011147



Name:

11147044.JPG


CRTS 0011147



Name:

11147045.JPG


CRTS 0011147



Name :

11147046.JPG

CRTS 0011147



Name:

11147047.JPG

CRTS 0011147





Image 1

11147048.JPG


CRTS 0011147



Name:


11147049.JPG

CRTS 0011147



Name: 11147050.JPG


CRTS 0011147



Name:

11147051.JPG


CRTS 0011147




Name:

11147052.JPG

CRTS 0011147



8916



Name:

11147054.JPG


CRTS 0011147



Name:

11147055.JPG


CRTS 0011147



Name:

11147056.JPG


CRIS 0011147



Name :


11147057.JPG

CRTS 001147



Name: 11147058.JPG


CRTS 0011147



Name:

11147059.JPG

CRTS 0011147



Name:

11147060.JPG




Name:

11147061.JPG



Name: 11147062.JPG

CRTS 0011147




Name:

11147063.JPG


CRTS 0011147



Name: 11187064.JPG



Name: 11147065.JPG



Name:

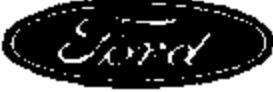
11147066.JPG

CRTS 0011147



Name: 11147067.JPG

CRTS 0011147

 GTO Test Request		Requestor/Coordinator (PROPS ID): KEWING	
		KLRT EWING	
Testing Activity: Crash Barrier Test Lab	Date Submitted: 18-JUL-88	Requested Completion Date: 08-JUL-88	Requestor Reference Number:
Test Procedure Number: BT-14	Test Title and / or Subject of Test: 2000 D186 36inch Frontal Barrier Impact		
Billable Requestor Dept No.: TBB1 AV2215A	Worksite/Work Order Number: F09	Test conducted to certify control item compliance with Government Regulations	
Billable Requestor PROPS I.D.: KEWING	Billable Requestor Name: KLRT EWING	Yes: <input type="checkbox"/> No: <input checked="" type="checkbox"/>	
Complete the following two questions as indicated 1 - Rational for not replacing this test by GAE Analysis: <input checked="" type="checkbox"/> No GAE Methodology or process available <input checked="" type="checkbox"/> For GAE Correlation <input type="checkbox"/> Insufficient confidence in GAE <input type="checkbox"/> To obtain basic data for GAE <input type="checkbox"/> Replacement or improvement of existing Test <input checked="" type="checkbox"/> Testing is Quicker <input type="checkbox"/> Mandatory or Regulatory <input type="checkbox"/> Certification <input type="checkbox"/> Development test for P88 <input type="checkbox"/> Not applicable Other:		2 - What is the expected Test Outcome? <input type="checkbox"/> Results will meet DVP/MOR requirements <input type="checkbox"/> System Component will not meet Test specification <input checked="" type="checkbox"/> Unknown <input type="checkbox"/> Above is Based on GAE? Other:	
(Check appropriate boxes)		(Check appropriate boxes)	
Test Purpose/Test Procedure or Description of Test:		<div style="border: 1px solid black; padding: 5px;"> <p style="text-align: center; font-weight: bold; font-size: 1.2em;">"RECORD COPY"</p> <p>Schedule No. <u>7-7-12</u></p> <p>Retain Until <u>2018</u></p> </div>	
TBB1-BT-14 Barrier Collision Test - Steer Col., Widthid, Fuel Sys (Crash Prod)			
Signature Approvals (As Required for Control Purposes)			
Requesting Engineer <u>KLRT EWING</u>		Testing Engineer _____	
Requesting Supervisor/Manager <u>JIM BOLAND</u>		Testing Supervisor _____	

BARRIER TEST REQUEST

TA8916

TEST OBJECTIVE: SDG, FMVSS 301, FMVSS 212
 IMPACT SPEED (MPH) = 35
 TEST PROCEDURE: ST-14
 IMPACT TEST VEHICLE FRONTALLY INTO 90 DEGREE RIGID BARRIER.
 CONDUCT POST TEST PRESSURE CHECK VIA RUNNING FUEL PUMP & ROLLOVER

TEST VEHICLE TAG: 676W246
 TEST VEHICLE VIN: 1FAFP82J0W3189192
 MODEL: D168
 MODEL YEAR: 2000
 ENGINE/TRANS: 3L4V7/AXAN

TASK NO.: F00
 BILLABLE DEPT.: T001

FUEL: TYPE= STODDARD FILL LEVEL (GAL.) = 18

TIRE PRESSURE (PSI):	FRONT = 30	REAR = 30	SPARE = NA
CURB WEIGHT (LBF.):	FRONT = 2151	REAR = 1163	TOTAL = 3294
TEST WEIGHT (LBF.):	FRONT = 2810	REAR = 1698	TOTAL = 4508
			+/- = 26

RISE HEIGHTS (IN):	FRONT = LEVEL RKR	REAR = LEVEL RKR
	+/- = TO GROUND	+/- = TO GROUND

WEIGH UP INSTRUCTIONS:

MAY REMOVE: EXHAUST, DECK LID, DOOR GLASS, INTERIOR TRIM.
 DO NOT PLACE WEIGHT: UNDERHOOD EXCEPT IN ENGINE.
 MAX ADD TO ENGINE: 75 LBF.
 LOAD TO TEST WEIGHT & LEVEL ROCKERS WRT GROUND.
 SPRING INSERTS ACCEPTABLE

OCCUPANT TYPE: LEFT FRONT = WATER BOTTLE
 RIGHT FRONT = WATER BOTTLE

DUMMY POSITIONING: NA DRIVER FOOT-REST: NA

	LONG	VERT	BACK ANGLE (DEG.)	PKG CHECK
LEFT FRONT =	NA	NA	NA	N
RIGHT FRONT =	NA	NA	NA	N

	BELT	PYRO BELT	FRONT BAG	SIDE BAG
LEFT FRONT =	X			
RIGHT FRONT =	X			

SENSOR SYSTEM: NA

DIMENSIONAL ANALYSIS: NONE

Requested - $\frac{F}{2310}$ $\frac{R}{1778}$ $\frac{T}{4308}$ ± 25

-2063 1173 3236

2025 1345

BARRIER TEST REQUEST

TA8916

STILL PHOTO: STANDARD PRE & POST TEST
 CLOSE UPS OF FUEL SUPPLY LINE CONNECTION TO FUEL RAIL, PRE & POST TEST.
 CONTACT REQUESTOR FOR ADDITIONAL INSTRUCTIONS.

HIGH SPEED FILM:

REQUESTOR MUST BE PRESENT FOR CAMERA SIGHTING.

OFFBOARD		
1	RIGHT	OVERALL
2	LEFT	OVERALL
3	OVERHEAD	OVERALL
4	OVERHEAD	A-PILLAR FORWARD
5	CENTER	TOP OF BARRIER, ENGINE CLOSEUP
6	RIGHT	TOP OF BARRIER, ROLL RESTRICTOR & FUEL RAIL CLOSEUP
7	LEFT	TOP OF BARRIER, INTAKE MANIFOLD & FUEL RAIL CLOSEUP
8	RIGHT	IN LIGHTS, ENGINE CLOSEUP FROM SIDE.
9	LEFT	IN LIGHTS, ENGINE CLOSEUP FROM SIDE.
10	RIGHT	TRIPOD, ENGINE CLOSEUP FROM SIDE.
11	LEFT	TRIPOD, ENGINE CLOSEUP FROM SIDE.
12	PIT	CLOSEUP, FUEL LINES @ FRONT FLOOR
10	PIT	A-PILLAR FORWARD
TOTAL OFFBOARD =		10
TOTAL ONBOARD =		0

FILM ANALYSIS:

	DESCRIPTION	ACCEL	VEL	DISP	ANGLE
1	LFT RKR LONG @ B-PILLAR WRT GROUND		X	X	
2	LFT RKR VERT @ B-PILLAR WRT GROUND		X	X	
3	RGT RKR LONG @ B-PILLAR WRT GROUND		X	X	
4	RGT RKR VERT @ B-PILLAR WRT GROUND		X	X	
5	ENGINE LONG WRT COVL TARGET		X	X	

DIGITIZED FILM: NONE

SPECIAL BUILD INSTRUCTIONS:

- REMOVE HOOD, DECKLID
- UPDATE INTAKE MANIFOLD, FUEL RAIL, FUEL INJECTORS, IPS, FUEL SUPPLY LINE
- UPDATE FUEL TANK, FDM, CARBON CANISTER & VAPOR LINES AS NEEDED TO MATE WITH NEW FUEL SUPPLY LINE.
- UPDATE REAR EXHAUST MANIFOLD, EGR HOT TUBE, EGR COLD TUBE, EGR VALVE.
- REMOVE AIRBAGS AND SENSORS
- COLOR CONTRAST ENGINE COMPARTMENT & UNDERBODY.
- INSTALL TARGET STICKER ON COVL @ VEHICLE CENTERLINE, BASE OF WINDSHIELD
- INSTALL TARGET STICKERS ON TOP OF ENGINE

FUNCTION	NAME	PHONE	PAGER
REQUESTOR:	K. EWING	24-88185	KEWI
BLD. COORD:	B. PAGANO	32-30845	BPAG
SUPERVISOR:	K. ARTHURS	68-08138	KART



"RECORD COPY"
 Schedule No. 7-7-12
 Retain Until 2018

FINAL TEST REPORT

CONFIDENTIAL

**Global Test Operations
 Advanced Vehicle Technology**

TO:	J. Boland	Test Order No.	T-B0270
		Work Task W. O. No.	F09
		Test Date	9/8/98
		Date Reported	10/30/98
		Sheet	1 of 61

SUBJECT: Crash Test 11180 (90° Front Fixed Barrier Impact at 14.1 ± 0.4 mph, 22.7 ± 0.6 km/h) - 2000 Taurus (D186) 4-Door Sedan

REQUESTED BY: Vehicle Safety and CAE Department, Advanced Vehicle Technology - K. Ewing

OBJECT: To obtain development data relative to air bag system sensors.

SUMMARY OF TEST RESULTS: See Section 1.0 for air bag system sensor data.

R. Oda
 Engineering Data Control Analysis

Concur:
 A. Burns
 Section Supervisor
 Operations Engineering Section
 10/30/98

VEHICLE DATA:

Make and Model	2000 Taurus (D188) 4-Door Sedan	
ID Numbers	1FALP62U1YS100589, 579-W-305, DC090011	
Power Train	3.0L, EFI, Automatic Transaxle	
Fuel Tank(s)	Usable Capacity: 16 gal. (60.6L) Test Condition: Empty	
Front Seat(s)	Type: Bucket Cover: Cloth Tracks/Position: Manual/Mechanical Mid Seat Backs/Position: Adjustable/27.2" Rear of Vertical Head Restraints/Position: Adjustable/Up	
Restraint System	LF & RF: None Used	
Occupants	LF & RF: 50th Percentile Male, Hybrid II, Uninstrumented	
Test Weight	Front: 2810 lb (1048 kg) Rear: 2005 lb (909 kg) Total: 4815 lb (1967 kg)	
Tires	Front: P215/60R16 Rear: P215/60R16 Spare: Removed	30 psi (207 kPa) 30 psi (207 kPa)
Significant Content or Accessories:	Air Conditioning, Power Steering, Power Brakes, Tilt Steering Wheel	

GENERAL TEST COMMENTS:

1. Test Procedure

The test was performed according to the following Corporate test procedure(s):

Fixed Barrier Collision, T657-ST-14 dated July 17, 1996.

2. Remarks

Crash movies, pre- and post- crash still images of the test vehicle and copies of this report are available through the Operations Engineering Section, Safety Laboratories Department, GTO. The crash still images are stored and archived on CD ROMs. The file names of the still images are listed under crash number and a three digit sequence number which are 11180001 through 11180084.

TEST RESULTS:

1.0 Sensor Development

Time histories of the dummy dynamic displacements obtained from Film Analysis are included in this report.

Time histories of the air bag/sensor(s) are included in this report.

Time histories of any requested derived data (i.e. integrations, etc.) were given to the requesting activity and are not included in this report.

2.0 Vehicle Crush, Film Analysis and/or Instrumentation Data

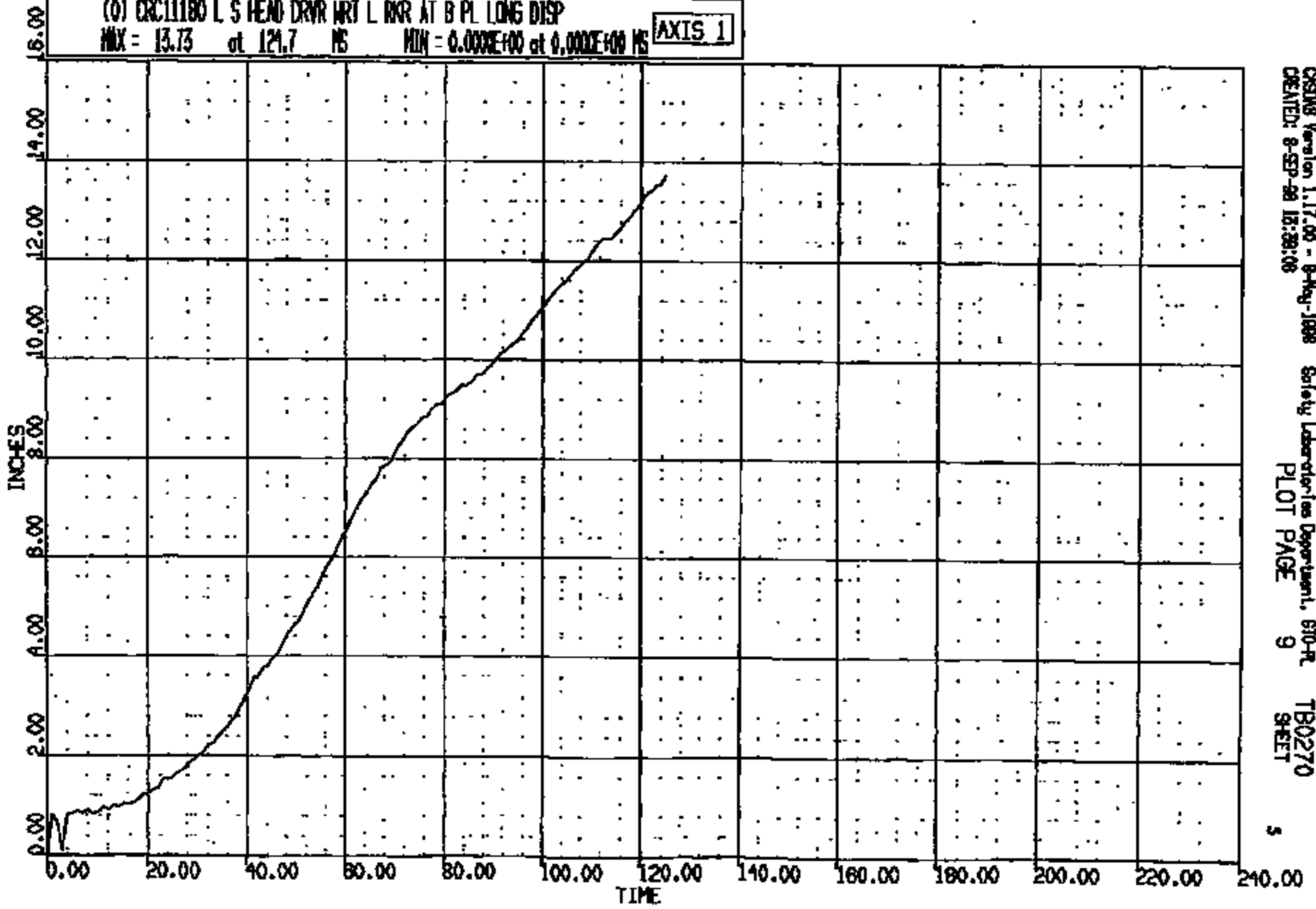
Time histories of the vehicle accelerations and other instrumentation are included in this report.

Time histories of vehicle dynamic displacements obtained from Film Analysis are included in this report.

Time histories of any requested derived data (i.e. integrations, etc.) were given to the requesting activity and are not included in this report.

CR R: 11180 TO: T80270 DATE: 850903 12:18:48
2000 D-188

(0) CRC11180 L S HEAD DRVW WRT L RWR AT B PL LONG DISP
MAX = 13.73 at 121.7 MS MIN = 0.000E+00 at 0.000E+00 MS **AXIS 1**

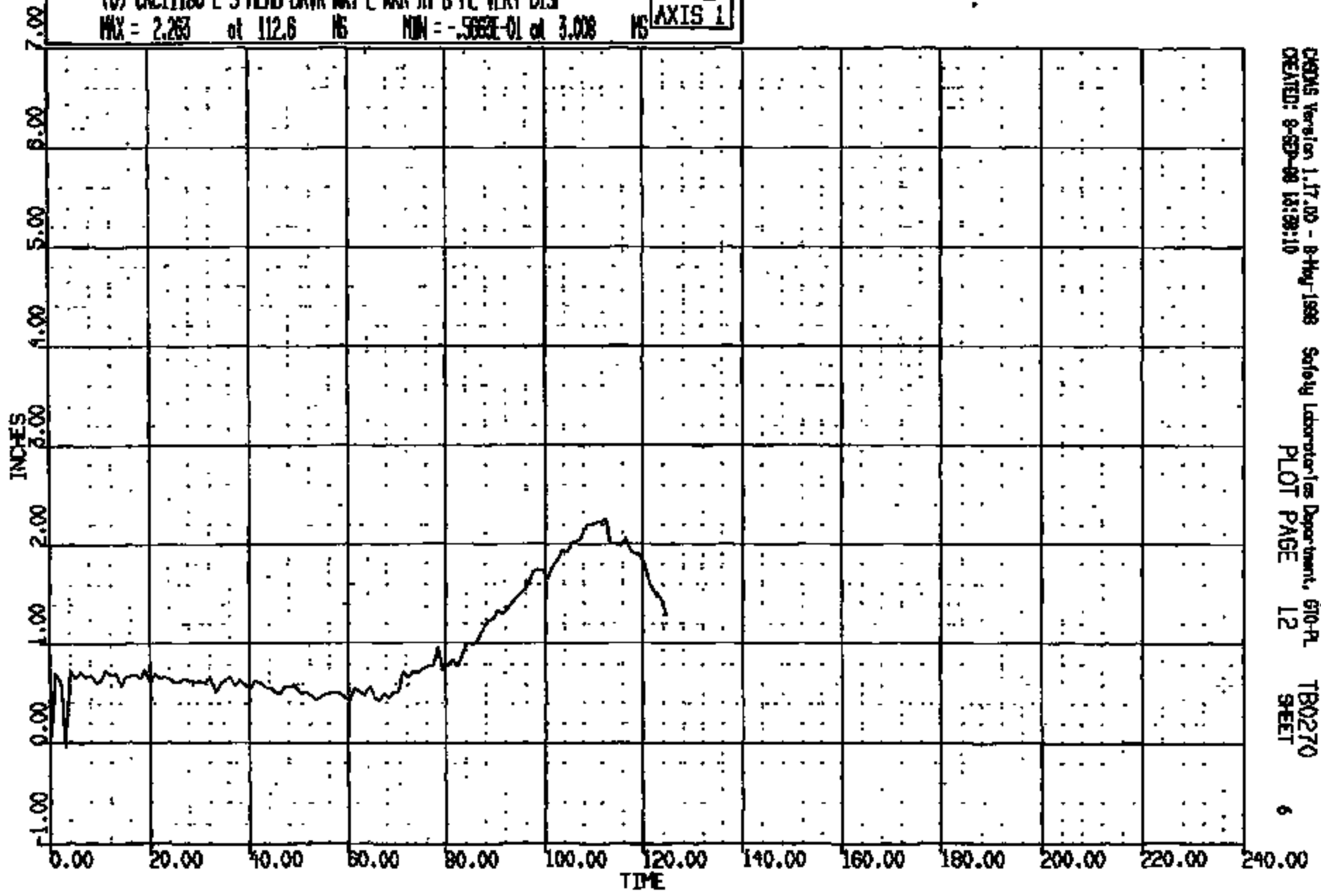


CRTS 0011180

OSRAM Version 1.17.00 - 8-May-1998 Safety Laboratories Department, 610-PL
CREATED: 8-SEP-98 12:28:08 PLOT PAGE 9 T80270
SHEET

CR R: 1180 TO: TB0270 DATE: 880805 12:18:48
2000 D-189

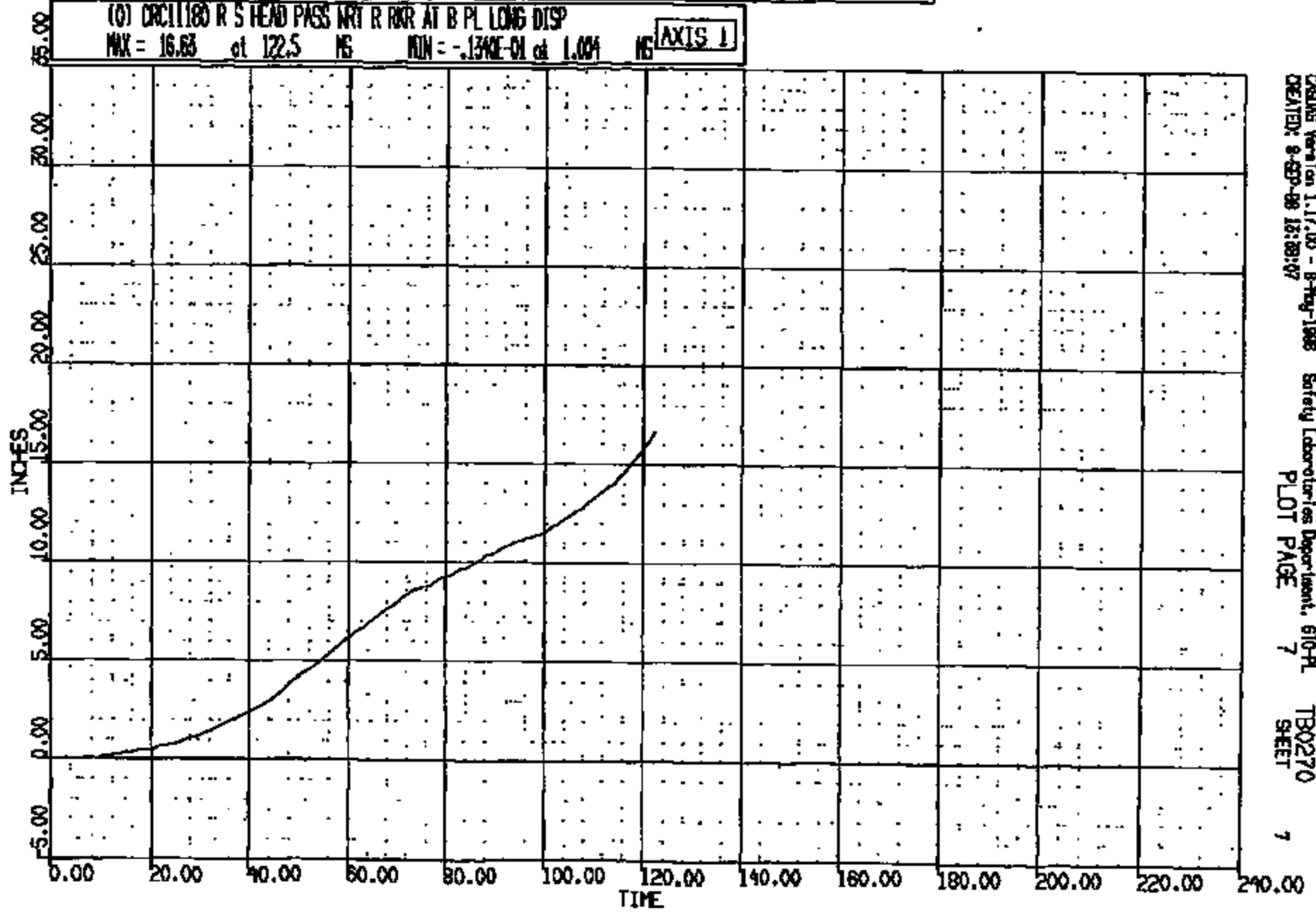
(0) CR11180 L S HEAD DRVR WRT L RKR AT B PL VERT DISP
MAX = 2.263 at 112.6 MS MIN = -.5663E-01 at 3.008 MS **AXIS 1**



CRTS 001180

CR R: 11180 TO: T80270 DATE: 880908 12:16:48
2000 D-188

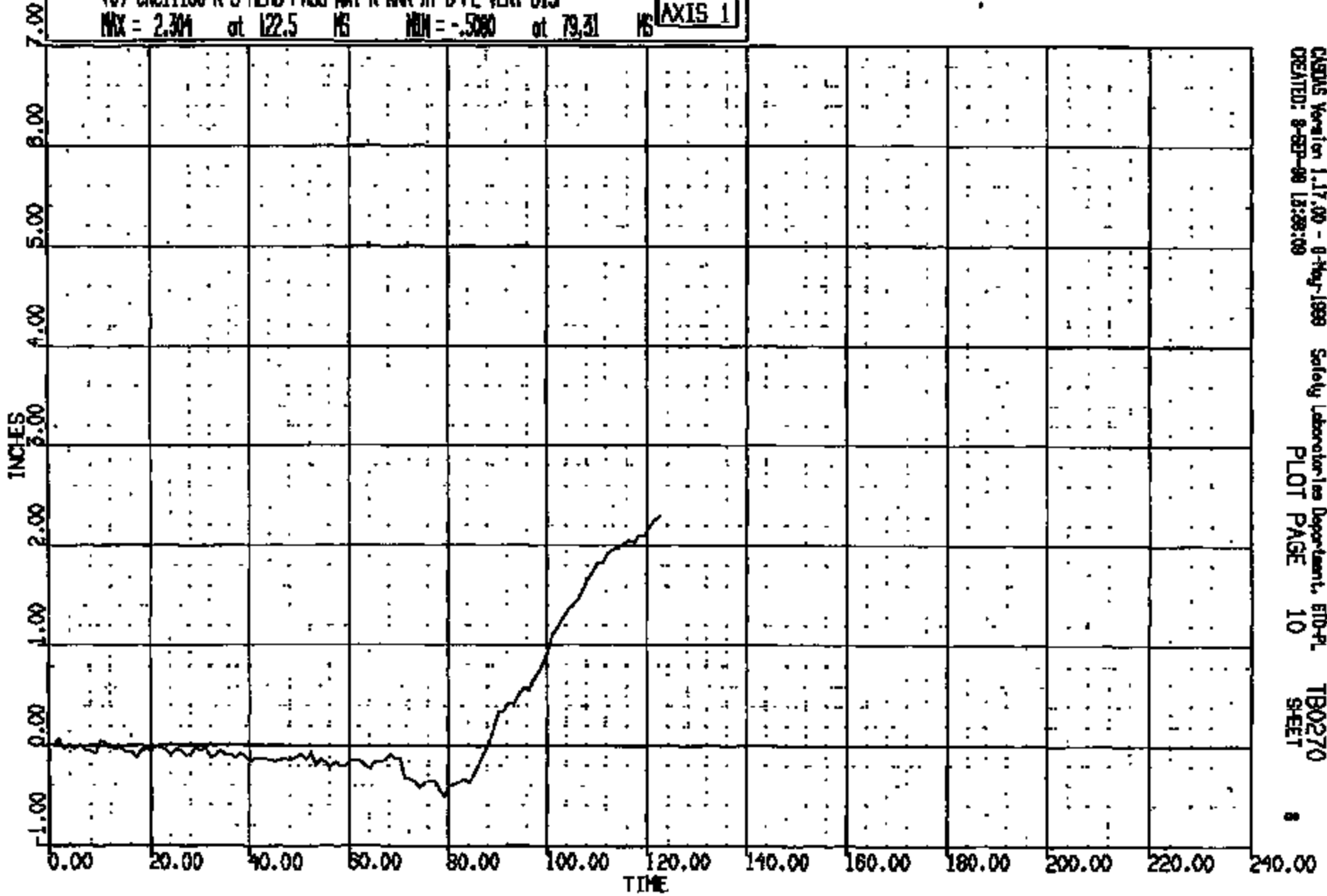
(0) CRTS 001180 R S HEAD PASS WRT R RWR AT B PL LONG DISP
MAX = 16.68 at 122.5 MS MIN = -.134E-01 at 1.004 MS **AXIS 1**



CRTS 001180

CR R: 11180 TO: TB0270 DATE: 880905 18:16:48
2000 D-188

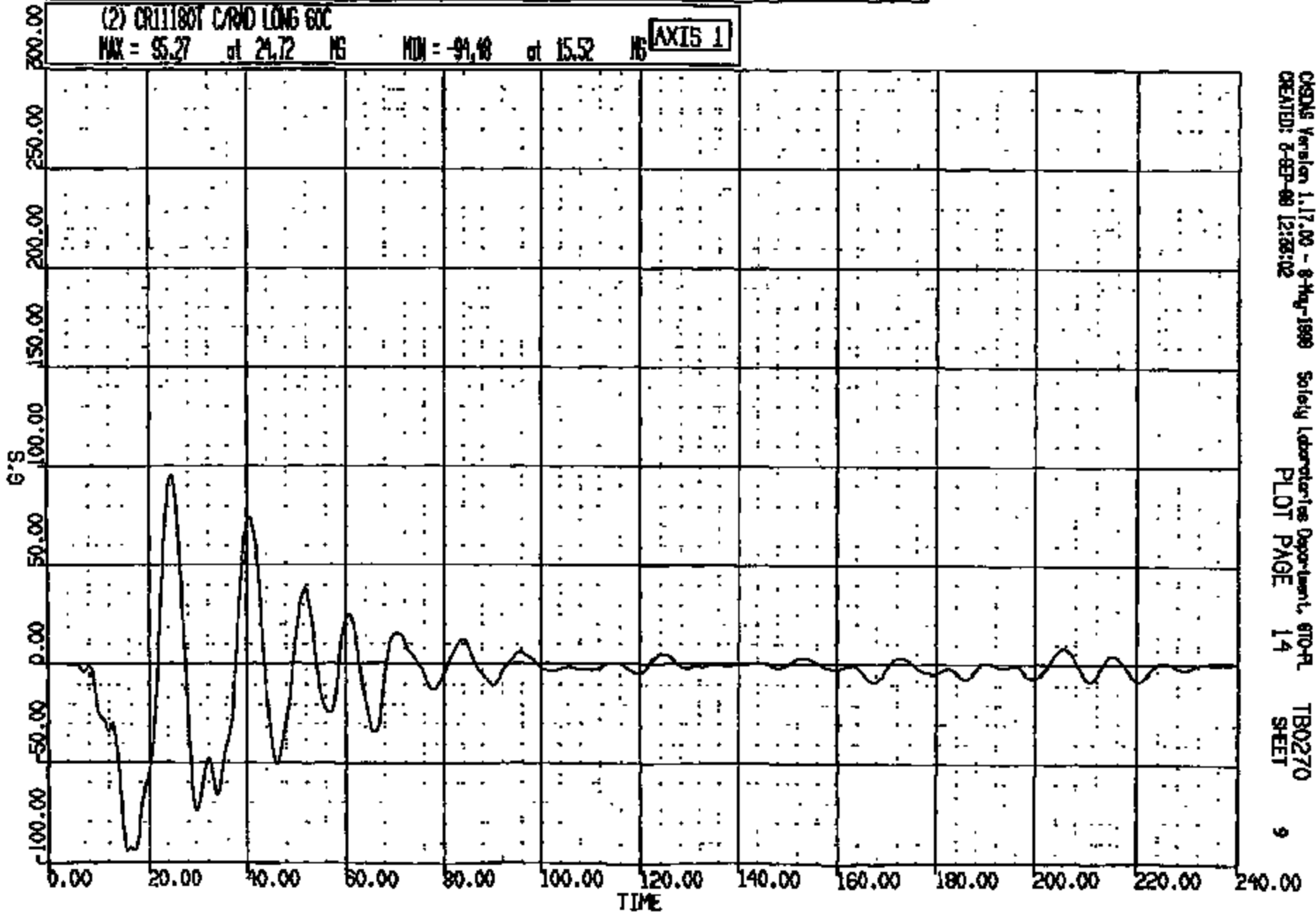
(0) CR11180 R 5 HEAD PASS WRT R INR AT B PL VERT DISP
MAX = 2.304 at 122.5 MS MIN = -.5080 at 79.31 MS **AXIS 1**



CR11180

ROW R: 11180 TO: TB0270 DATE: 980908 12:18:48
BOOK D-188

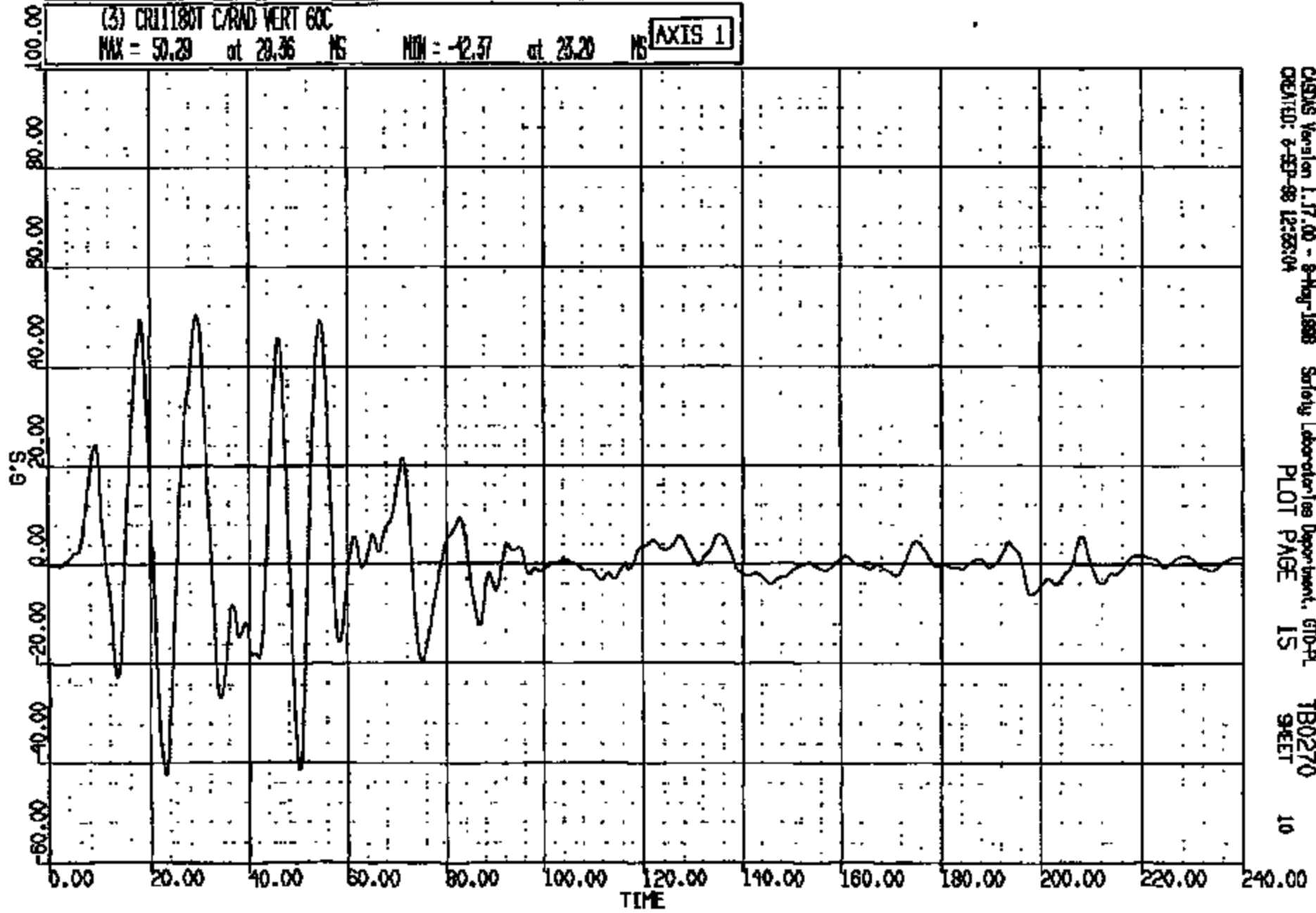
(2) CR11180T CARD LONG GOC
MAX = 95.27 at 24.72 MS MIN = -94.48 at 15.52 MS **AXIS 1**



CRTS 0011180

CR R: 11180 TD: TB0270 DATE: 880805 12:18:48
2000 D-188

(3) CR1180T C/RAD VERT 60C
MAX = 50.29 at 28.36 MS MIN = -42.57 at 23.20 MS AXIS 1



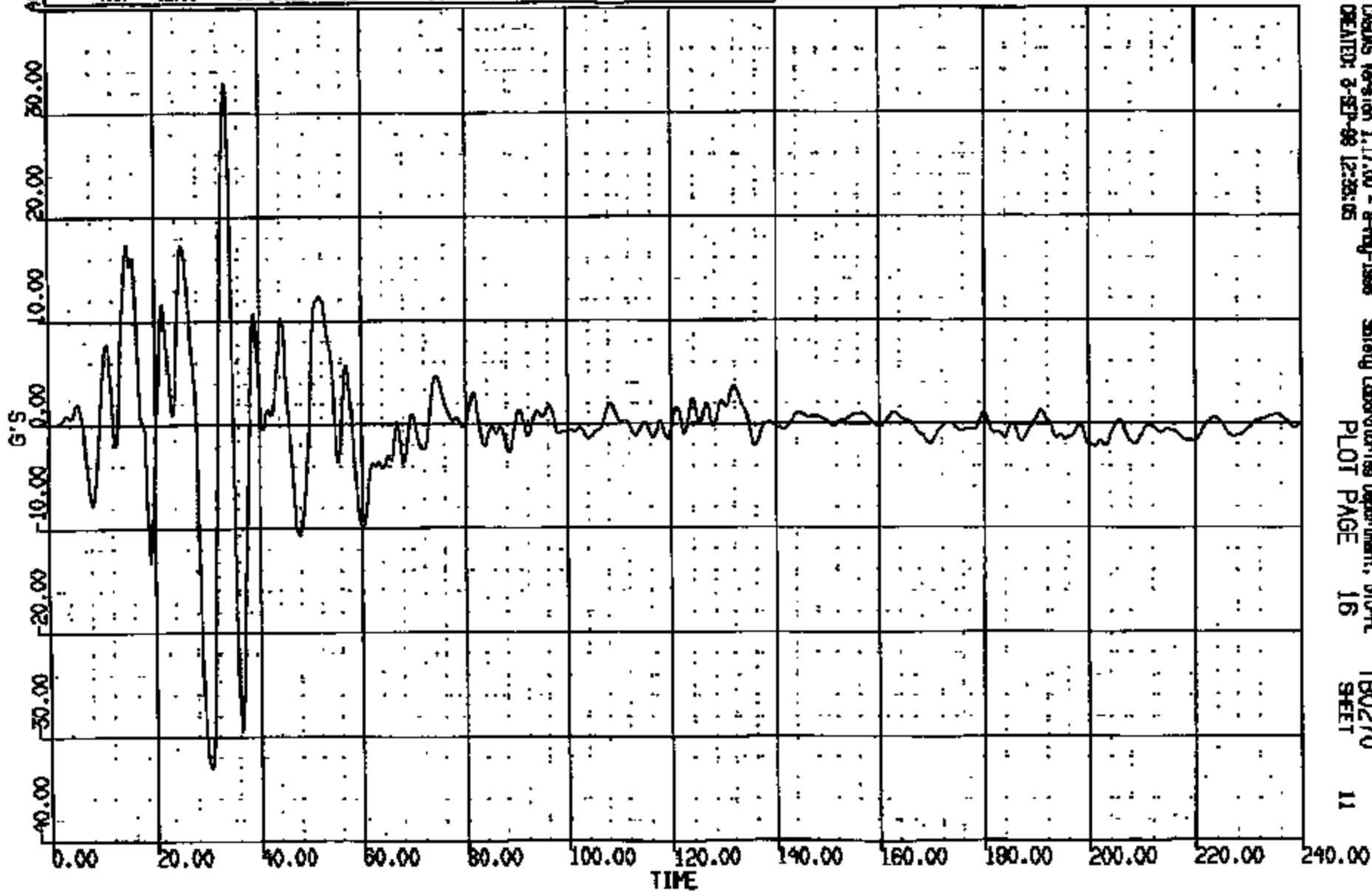
CADDS Version 1.17.00 - 8-May-1988
CREATED: 8-SEP-88 12:26:04
Sentry Laboratories Department, GTO-PL
PLOT PAGE 15
TB0270
SHEET 10

CRTS 0011180

CR R: 11180 TO: TB0270 DATE: 980905 12:16:46
2000 0-188

(4) CR11180T C/R/D LAT 60C

MAX = 32.89 at 33.68 NS MIN = -33.12 at 30.48 NS **AXIS 1**



CRSIS Version 1.17.00 - 8-Aug-1998
CREATED: 3-SEP-98 12:28:05

Safety Laboratories Department, 910-A
PLOT PAGE 16

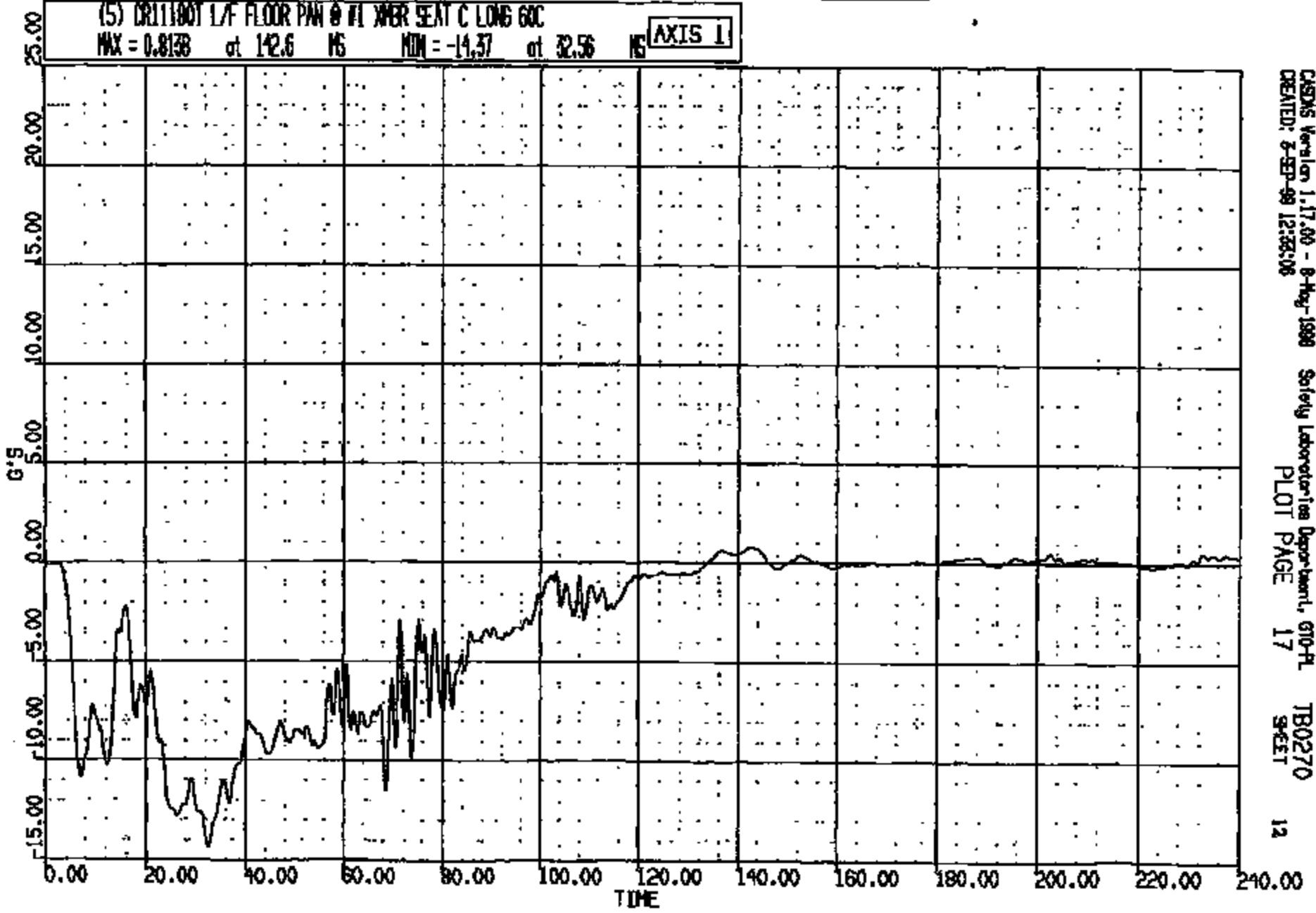
TB0270
SHEET 11

CRTS 0011180

CR# R: 11180 TO: TB0270 DATE: 220805 12:18:48
2000 D-188

(5) CR11180T L/F FLOOR PAN @ #1 XMR SEAT C LONG 60C
MAX = 0.8138 at 142.6 MS MIN = -14.37 at 32.56 MS

AXIS 1

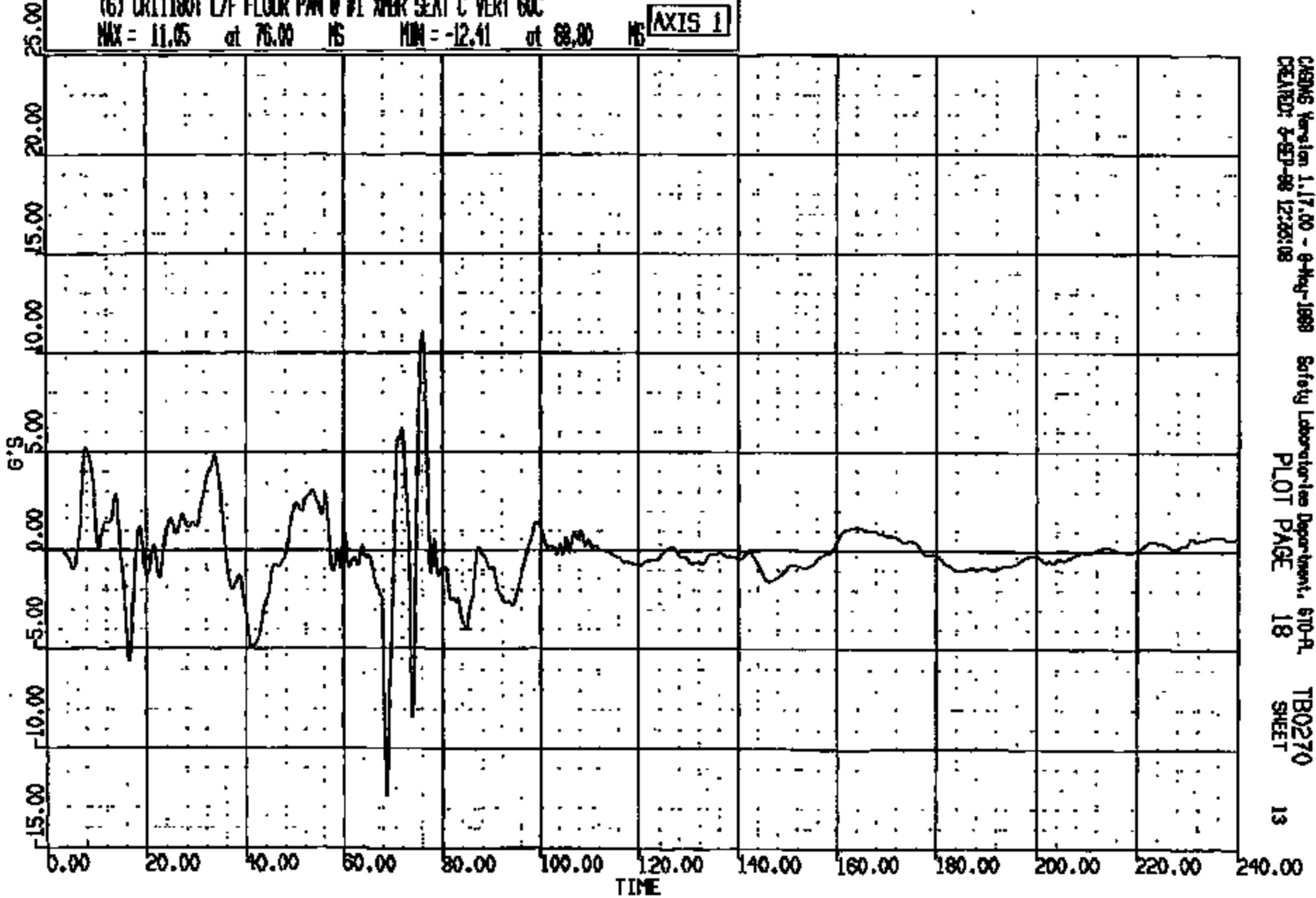


CASDS Version 1.17.00 - 8-May-1998 Safety Laboratories Department, 610-PL
CREATED: 8-SEP-98 12:38:08 PLOT PAGE 17 TB0270
SHEET 12

CRTS 0011180

CR R: 11180 TO: TB0270 DATE: 980905 12:18:46
2000 D-188

(6) CR11180T L/F FLOOR PAN @ #1 XMR SEAT C VERT GOC
MAX = 11.05 at 76.00 MS MIN = -12.41 at 88.00 MS **AXIS 1**



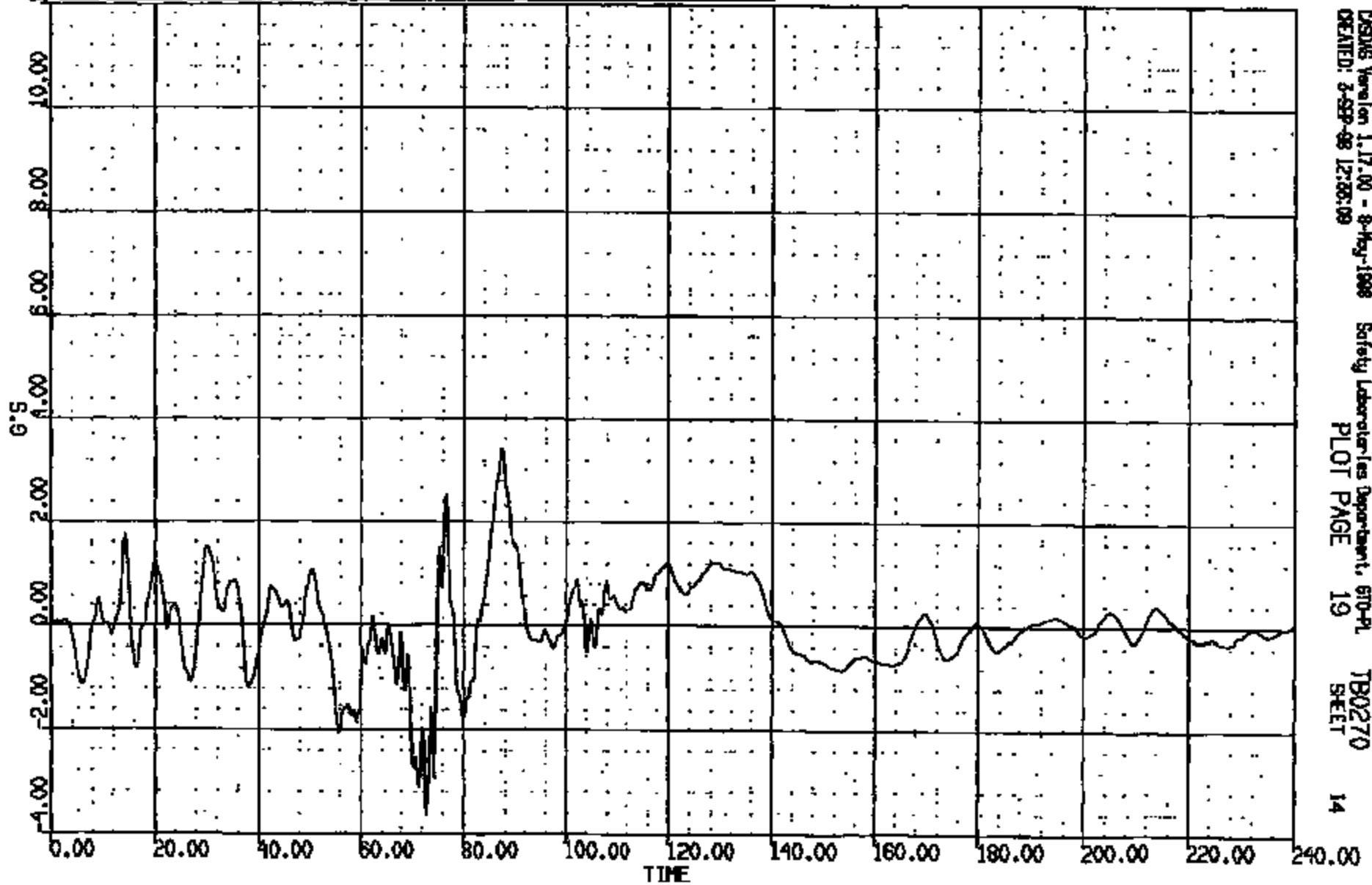
CRSNG Version 1.17.00 - 9-May-1998 Safety Laboratories Department, 610-A, TB0270
CREATED: 2-SEP-98 12:26:08 PLOT PAGE 18 SHEET 13

CR11180

CR R: 11180 TO: TB0270 DATE: 880905 12:16:45
2000 D-185

(7) CR1180T L/F FLOOR PAN @ #1 OVER SEAT C LAT 60C
MAX = 3.415 at 87.28 NS MIN = -3.602 at 72.95 NS

AXIS 1



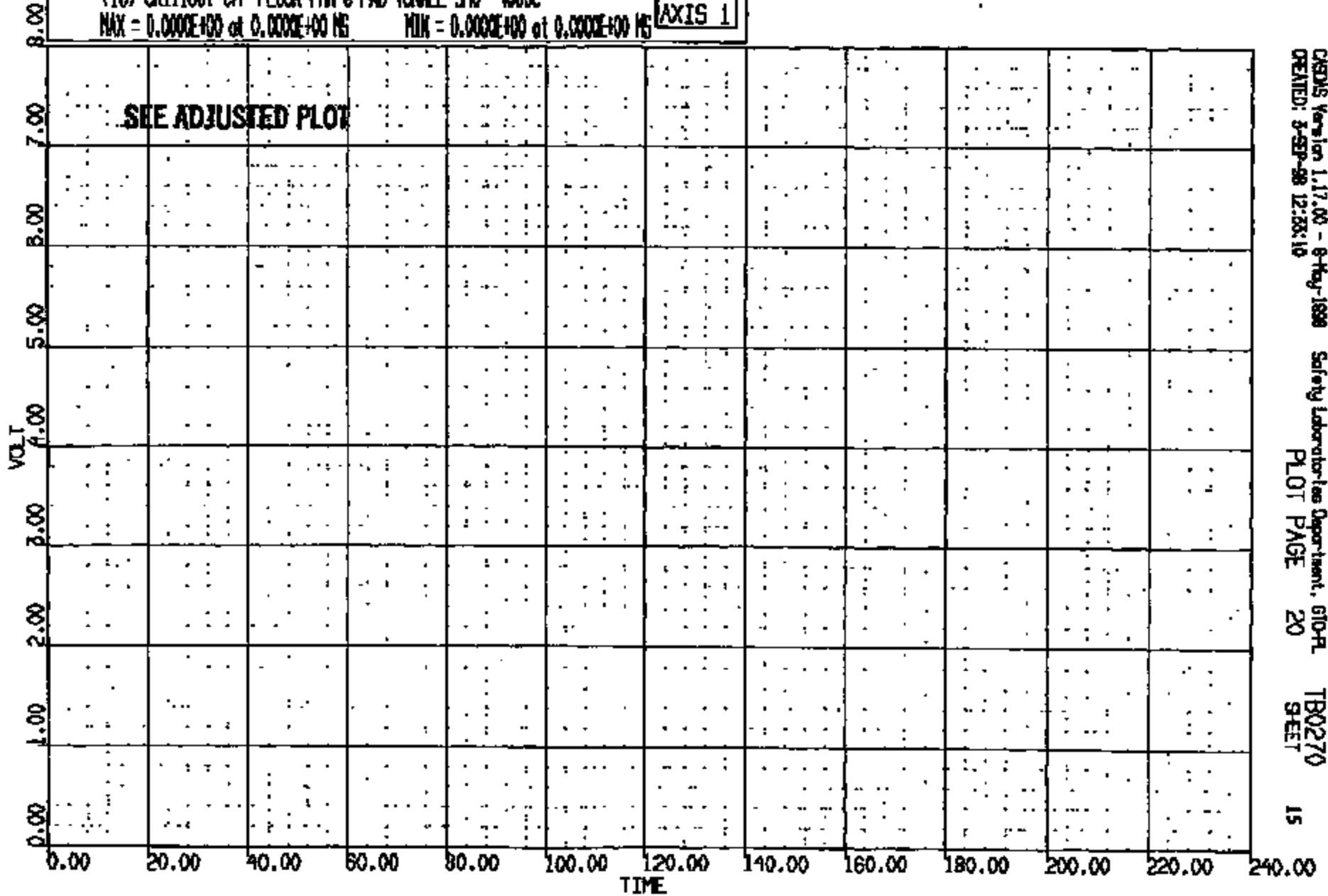
CR1180T

CRS016 Version 1.17.00 - 8-May-1998 Safety Laboratories Department, 610-PL TB0270
CREATED: 3-SEP-98 12:26:09 PLOT PAGE 19 SHEET 14

CR R: 11180 TO: TB0270 DATE: 980903 12:16:48
2000 D-188

(16) CR11180E C/F FLOOR PAN @ FND TUNNEL 575 4000C
MAX = 0.0000E+00 at 0.0000E+00 MS
MIN = 0.0000E+00 at 0.0000E+00 MS

AXIS 1



CRTS 0011180

CRS15 Version 1.17.00 - 8-May-1998
CREATED: 3-SEP-98 12:26:10

Safety Laboratory Department, G10-FL
PLOT PAGE 20

TB0270
SHEET

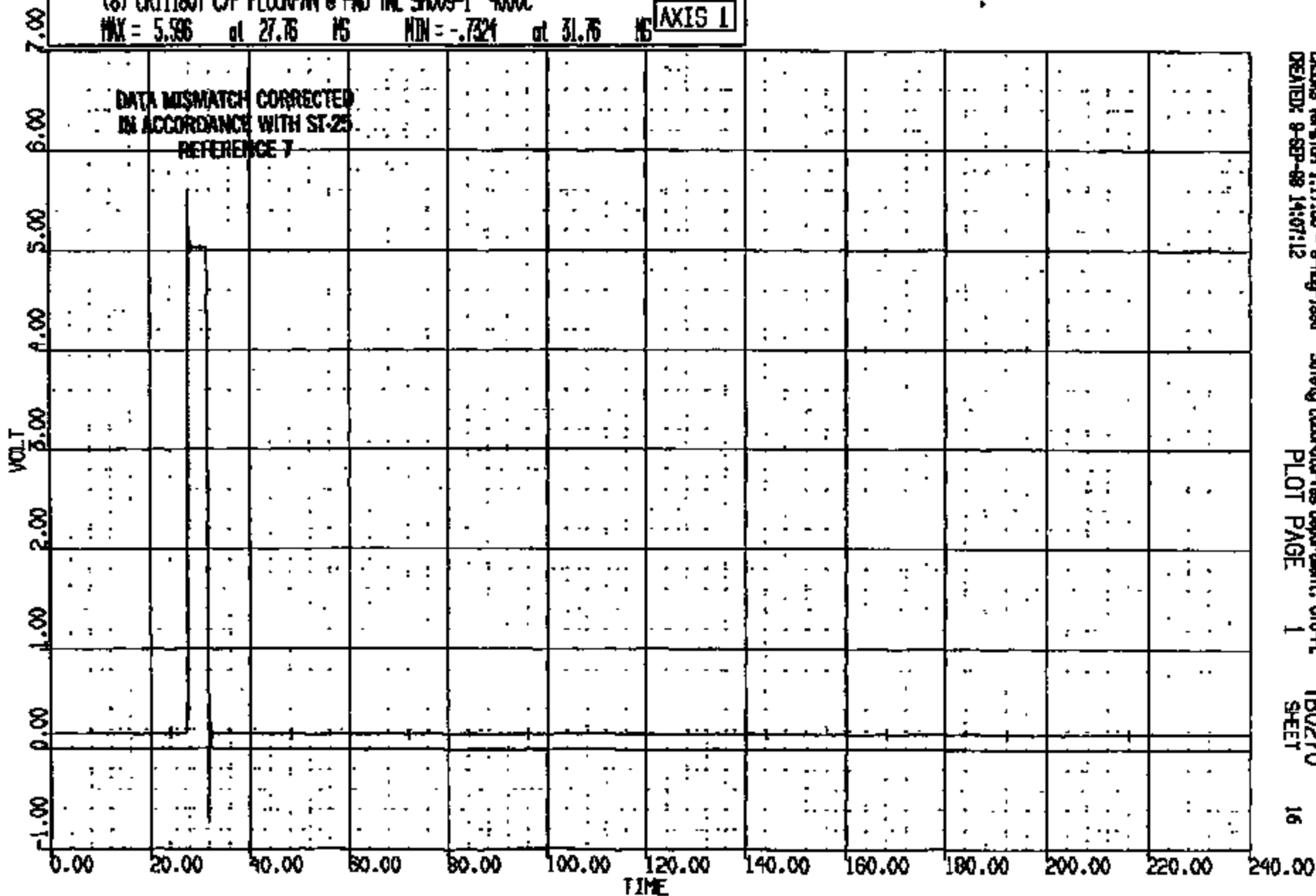
15

CR R: 11180 TO: TB0270 DATE: 980905 12:18:48
2000 D-188

(8) CR11180T C/F FLOORPAN @ FWD INL SMOG-1 4000C

MAX = 5.596 at 27.75 MS MIN = -.7324 at 31.75 MS

AXIS 1



CRS Version 1.17.00 - 8-May-1998
CREATED: 9-SEP-98 14:07:12

Safety Laboratories Department, 610-PL
PLOT PAGE 1

TB0270
SHEET

16

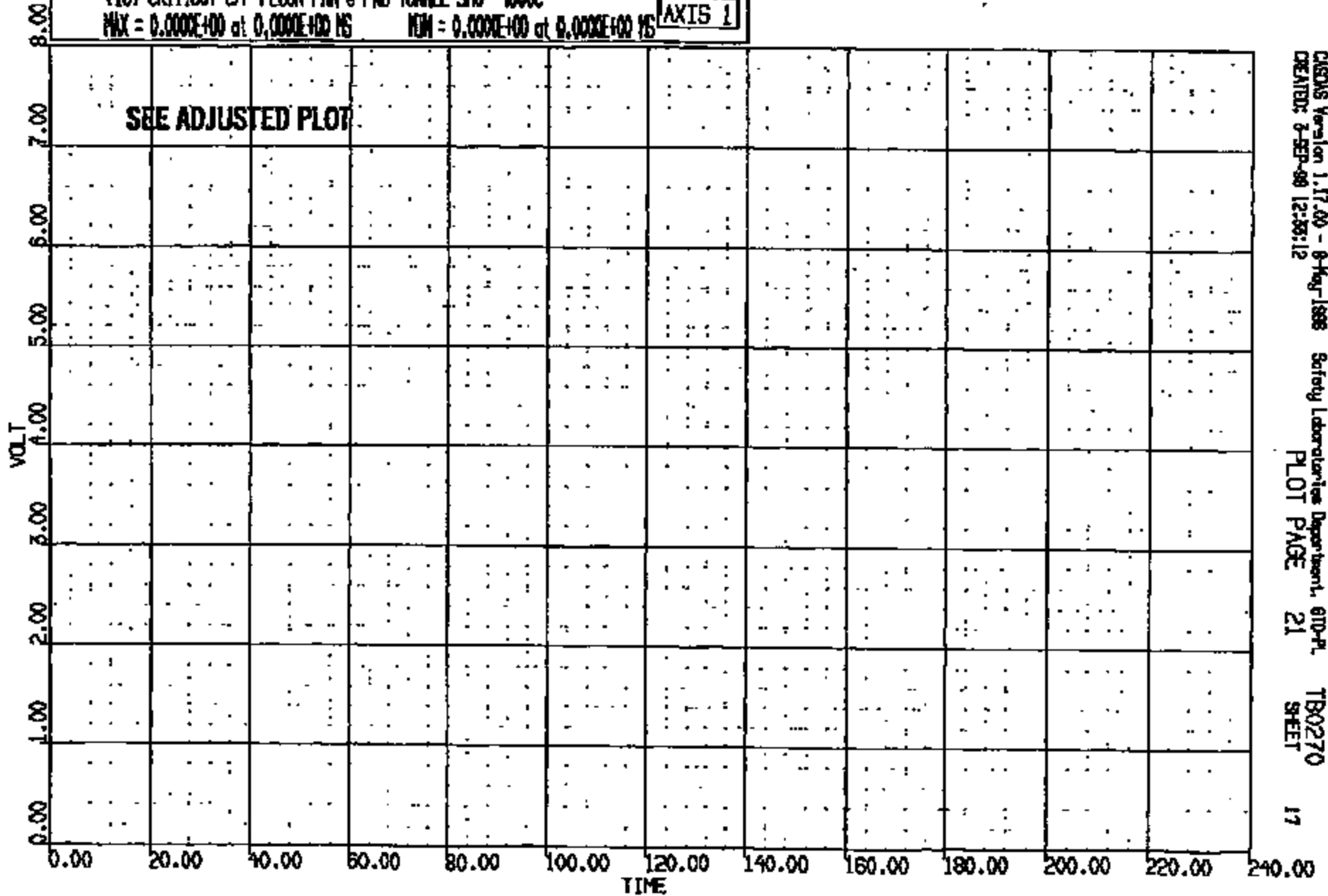
CRTS 0011180

CR R: 11180 TO: TB0270 DATE: 980805 12:18:48
2000 D-198

(16) CRT1180T C/F FLOOR PNM @ FND TUNNEL SHD 4000C
MAX = 0.000E+00 at 0.000E+00 MS MIN = 0.000E+00 at 0.000E+00 MS

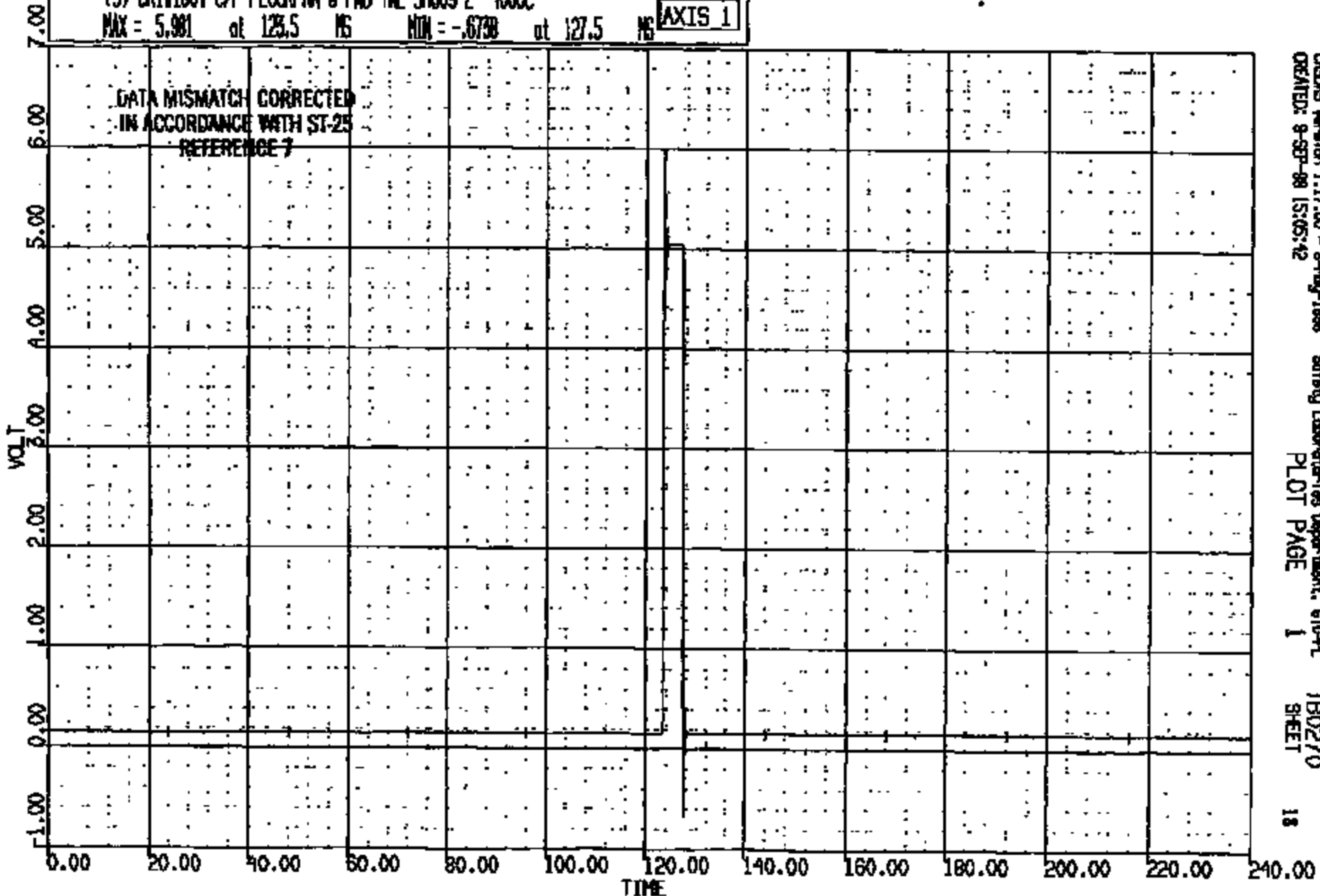
AXIS 1

SEE ADJUSTED PLOT



CR R: 11180 TO: TB0270 DATE: 980903 12:16:48
2000 D-186

(9) CRT1180T C/F FLOORPAN @ FWD TAIL SH009-2 4000C
MAX = 5.981 at 125.5 MS MIN = -.6738 at 127.5 MS **AXIS 1**



CRS05 Version 1.17.00 - 8-May-1998 Safety Laboratories Department, 610-PL TB0270
CREATED: 9-SEP-98 15:05:42 PLOT PAGE 1 SHEET 18

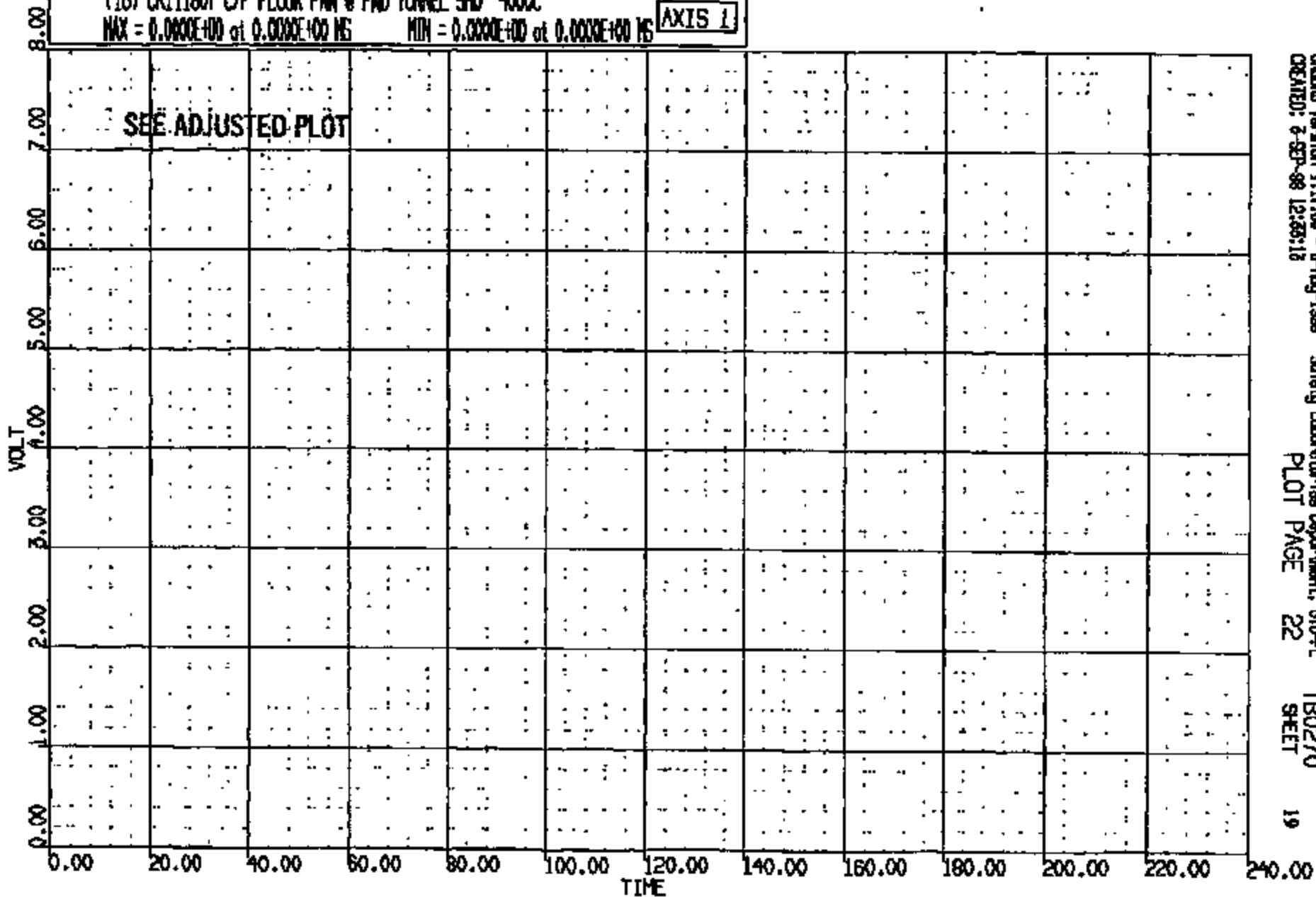
CRTS 0011180

CR #: 11180 TO: TB0270 DATE: 980905 12:16:46
2000 D-188

(16) CR1180T C/F FLOOR PAN @ FWD TUNNEL SHD 4000C

MAX = 0.0000E+00 at 0.0000E+00 MS MIN = 0.0000E+00 at 0.0000E+00 MS

AXIS 1



CADWAS Version 1.17.00 - 8-May-1998
CREATED: 2-SEP-98 12:56:12

Safety Laboratory Department, STD-PL
PLOT PAGE 22

TB0270
SHEET

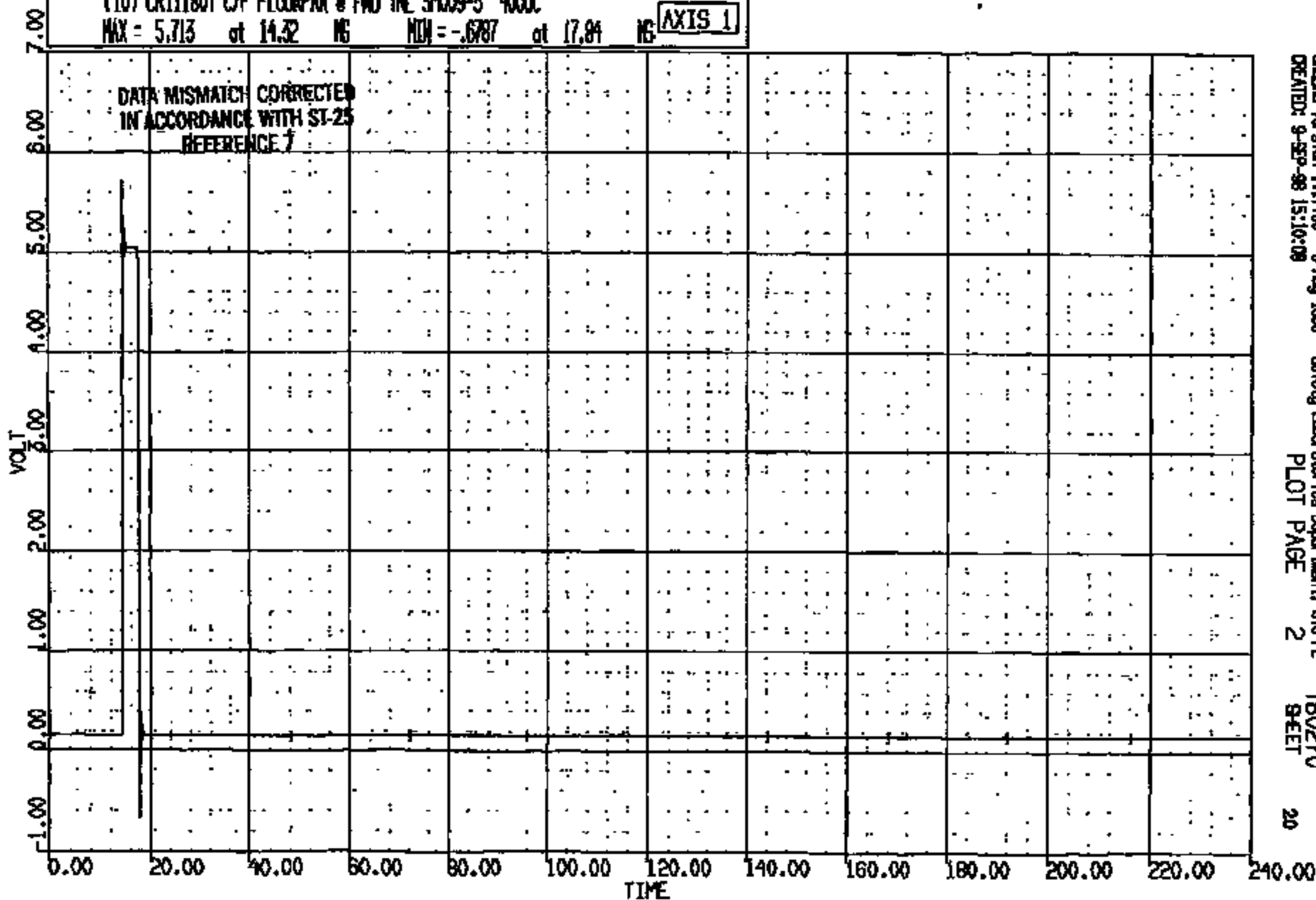
19

CRTS 0011180

CR R: 11180 TO: TB0270 DATE: 980903 12:18:48
2000 D-188

(10) CR11180T C/F FLOORPAN @ FWD TAIL SH009-3 4000C

MAX = 5.713 at 14.32 NG MIN = -.6787 at 17.84 NG **AXIS 1**



CRTS 0011180

CASIS Version 1.17.00 - 8-May-1998
CREATED: 9-SEP-98 15:10:08

Safety Laboratories Department, GTO-PL
PLOT PAGE 2

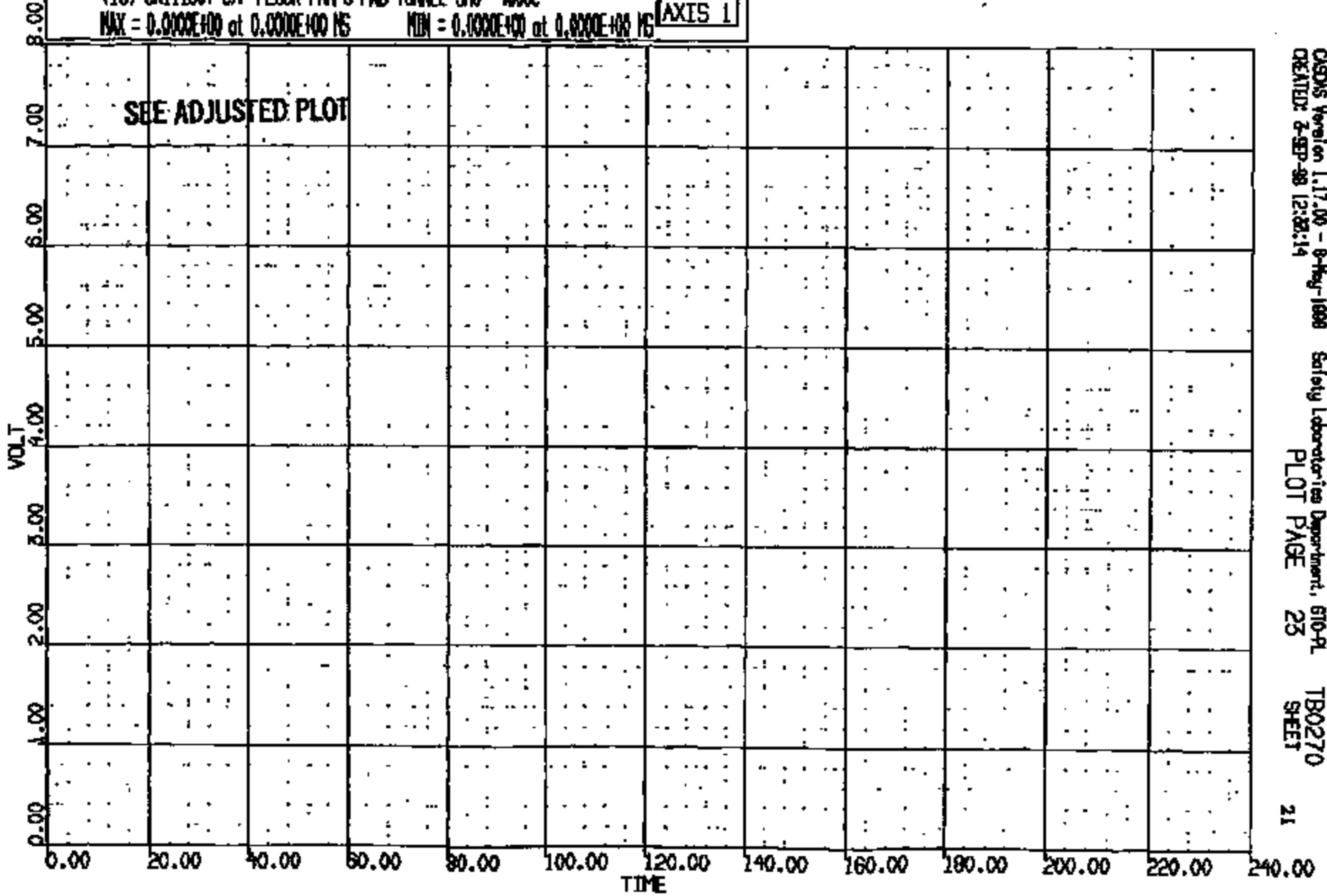
TB0270
SHEET

20

CR R: 11180 TO: T80270 DATE: 880805 12:18:48
8000 0-188

(16) CR1180T C/F FLOOR PAN @ FWD TUNNEL SHD 4000C
MAX = 0.0000E+00 at 0.0000E+00 MS MIN = 0.0000E+00 at 0.0000E+00 MS

AXIS 1



CR1180T 0011180

CRSIS Version 1.17.00 - 8-May-1988
DEFINID: 8-SEP-88 12:28:14

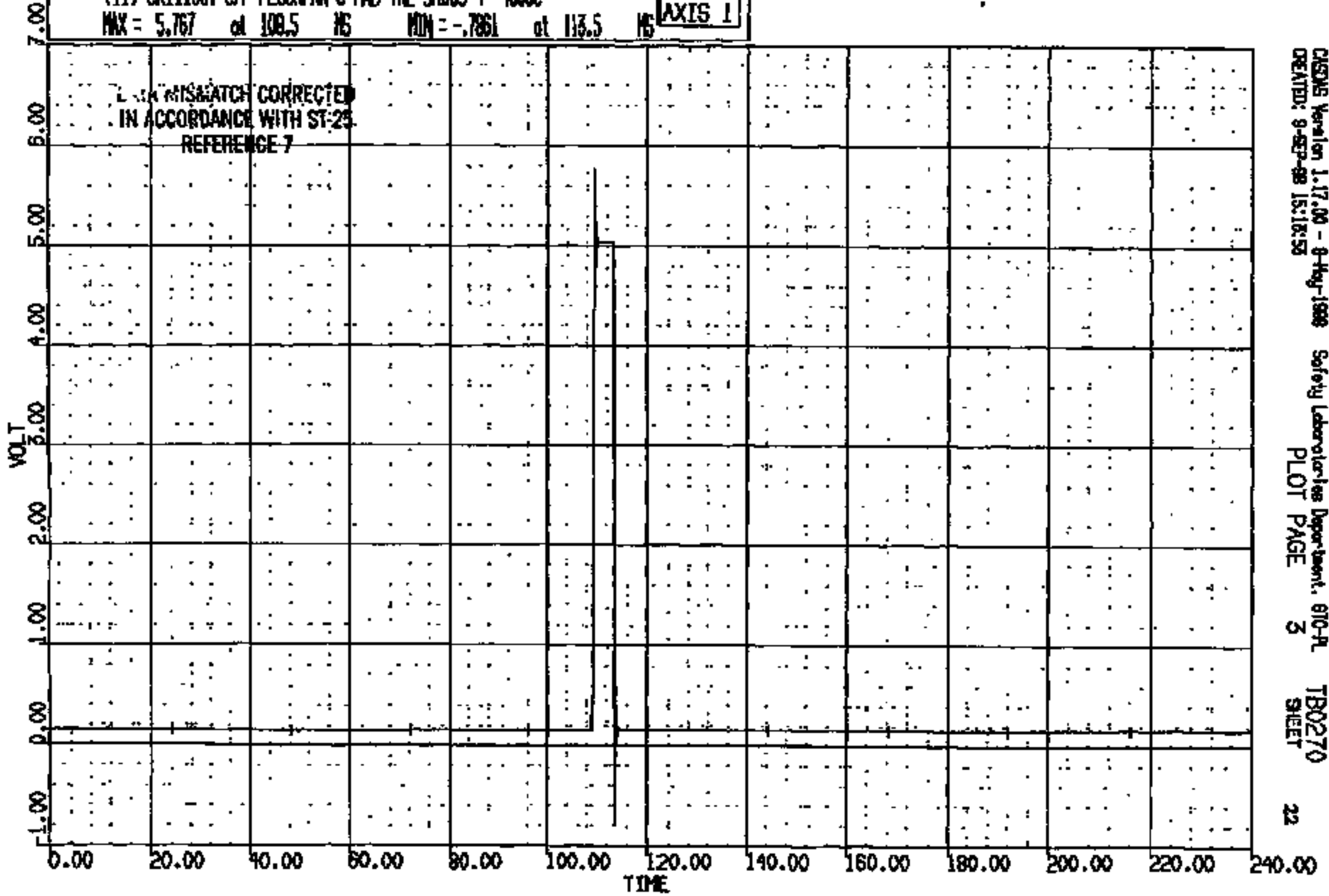
Safety Laboratories Department, 610-PL
PLOT PAGE 25

T80270
SHEET

21

CR R: 11180 TO: TB0270 DATE: 990903 12:16:48
2000 D-186

(11) CR11180T C/F FLOORPAN @ FWD TAIL 58039-4 4000C
MAX = 5.767 at 108.5 MS MIN = -.7861 at 113.5 MS **AXIS 1**



CRTS 0011180

CRS05 Version 1.17.00 - 9-Aug-1998
CREATED: 9-SEP-98 15:16:53

Safety Laboratories Department, 610-PL
PLOT PAGE 3

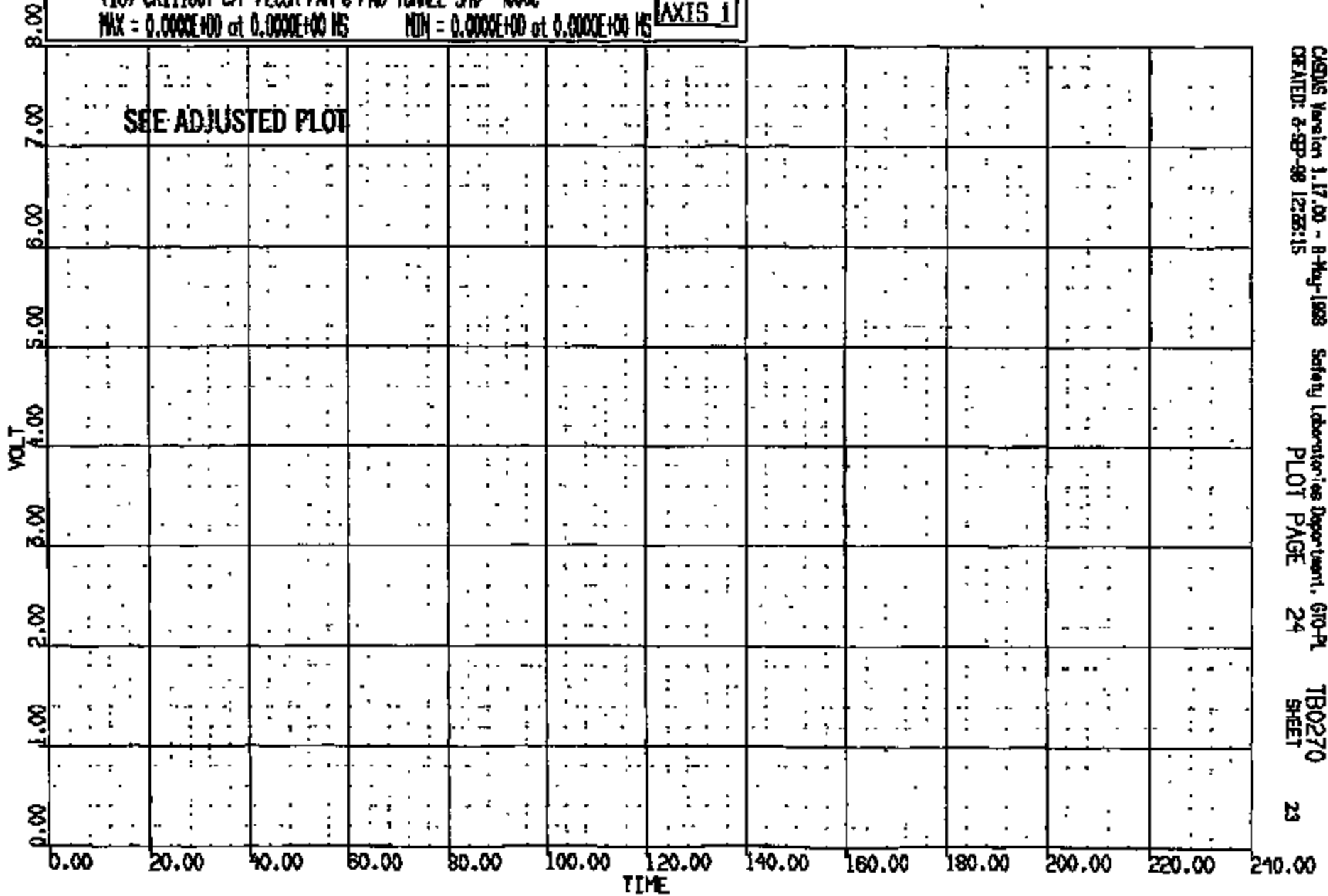
TB0270
SHEET

22

CR R: 11180 TO: TB0270 DATE: 980908 12:18:48
E000 D-188

(16) CR11180T C/F FLOOR PAN @ FND TUNNEL SPD 4000
MAX = 0.0000E+00 at 0.0000E+00 MS MIN = 0.0000E+00 at 0.0000E+00 MS

AXIS 1



CRSUS Version 1.17.00 - 8-May-1998 Safety Laboratories Department, 610-PL TB0270
CREATED: 8-SEP-98 12:28:15 PLOT PAGE 24 SHEET 23

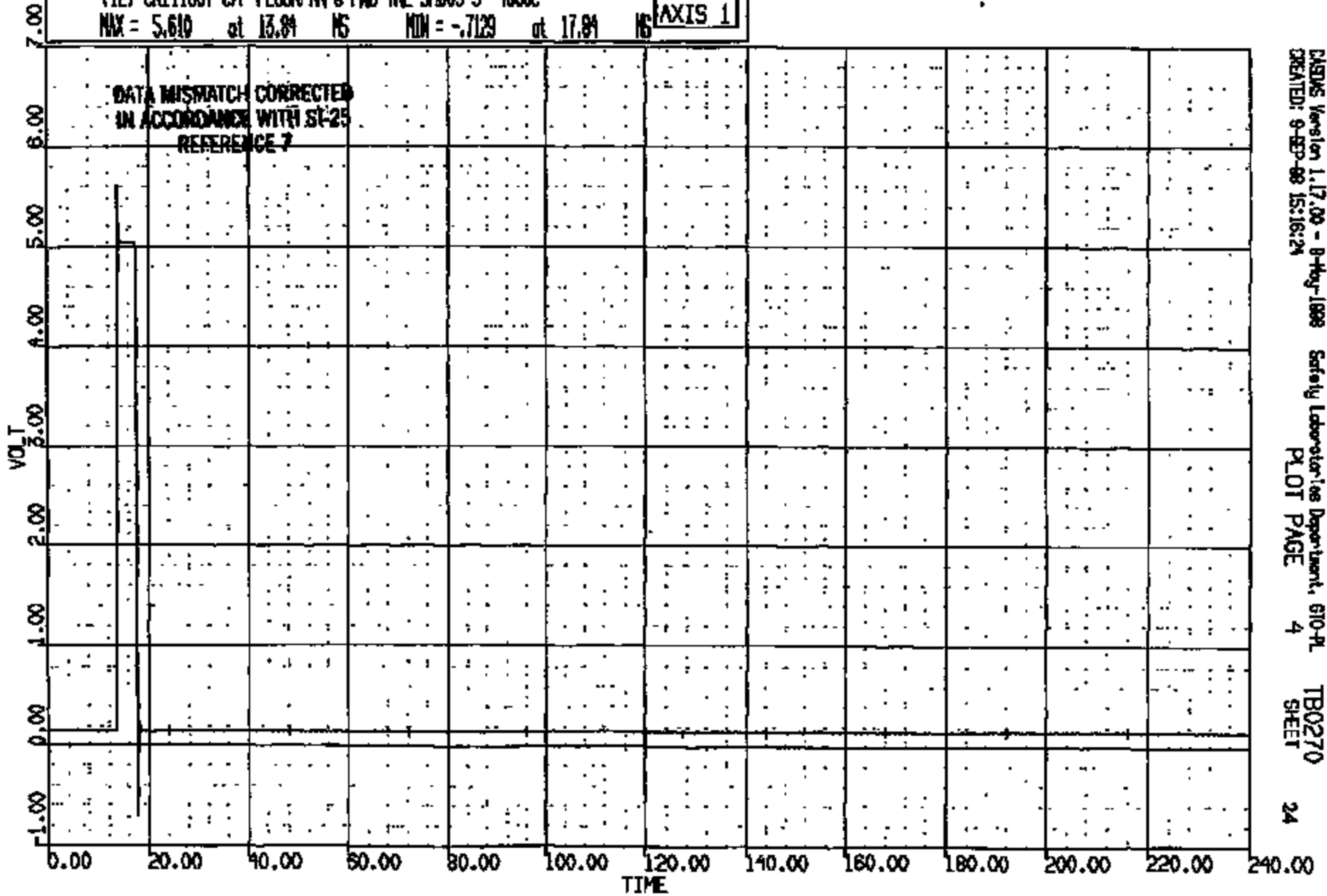
CRIS 0011180

CR R: 11180 TO: TB0270 DATE: 980803 12:16:46
2000 D-186

(12) CRT1180T C/F FLOORPAN @ FWD TNL SMO09-5 4000C

MAX = 5.610 at 13.84 MS MIN = -.7129 at 17.84 MS

AXIS 1



CRTS 0011180

CRSIS Version 1.17.00 - 8-May-1998
CREATED: 9-SEP-98 15:16:24

Safety Laboratories Department, 610-PL
PLOT PAGE 4

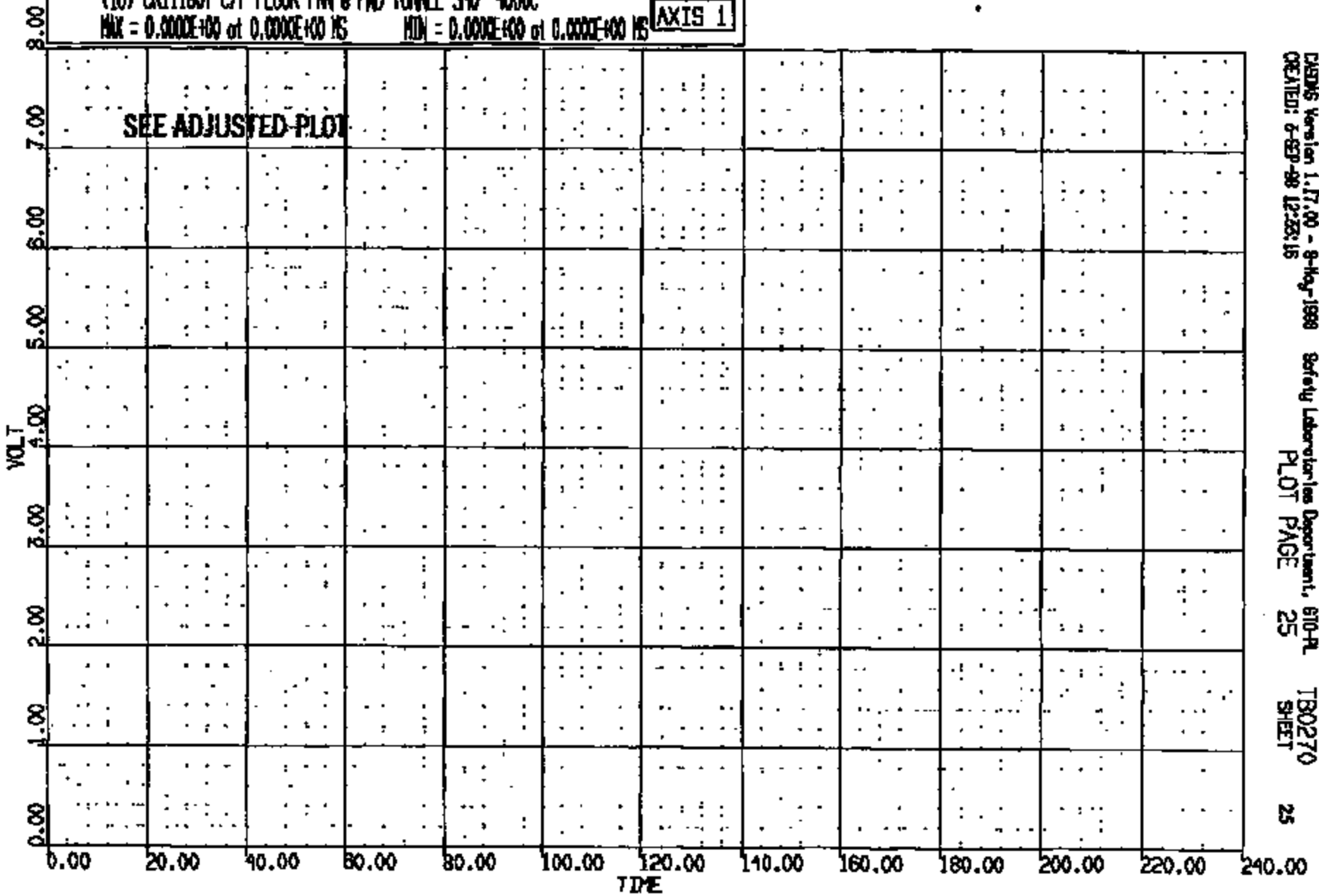
TB0270
SHEET

24

CR R: 11180 TO: TB0270 DATE: 980905 12:15:48
R000 D-188

(16) CR1180T C/F FLOOR PAN @ FND TUNNEL 540 4000C
MAX = 0.000E+00 of 0.000E+00 MS MIN = 0.000E+00 of 0.000E+00 MS

AXIS 1



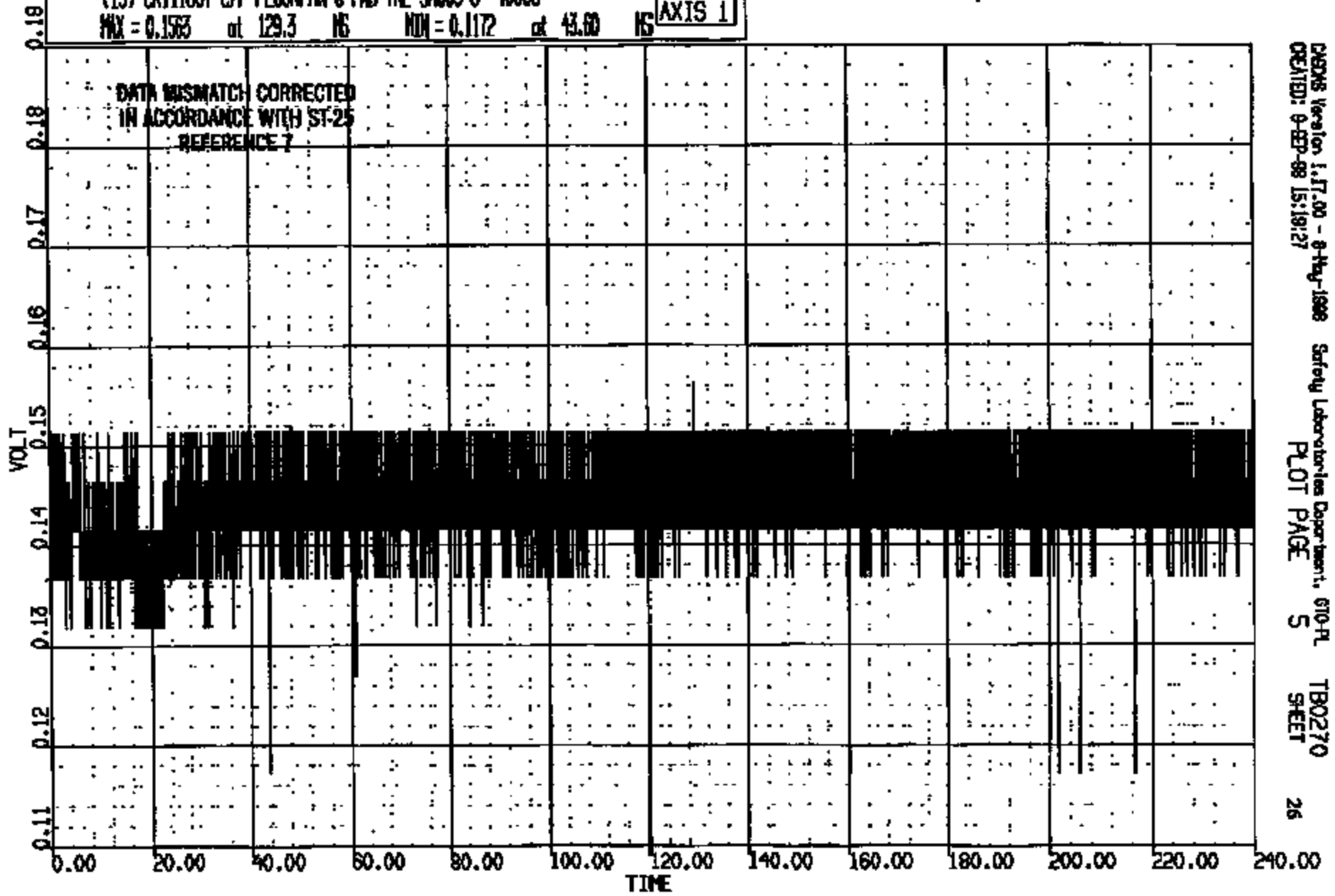
CADWIS Version 1.17.00 - 9-May-1998 Safety Laboratories Department, 610-PL
CREATED: 6-SEP-98 12:23:15 PLOT PAGE 25 TB0270 SHEET 25

CRTS 0011180

CR R: 11180 TO: TB0270 DATE: 980903 12:16:46
2000 D-186

(13) CR11180T C/F FLOORPAN @ FWD TNL 5000-6 4000
MAX = 0.1563 at 129.3 NS MIN = 0.1172 at 43.60 NS **AXIS 1**

DATA MISMATCH CORRECTED
IN ACCORDANCE WITH ST-25
REFERENCE 7



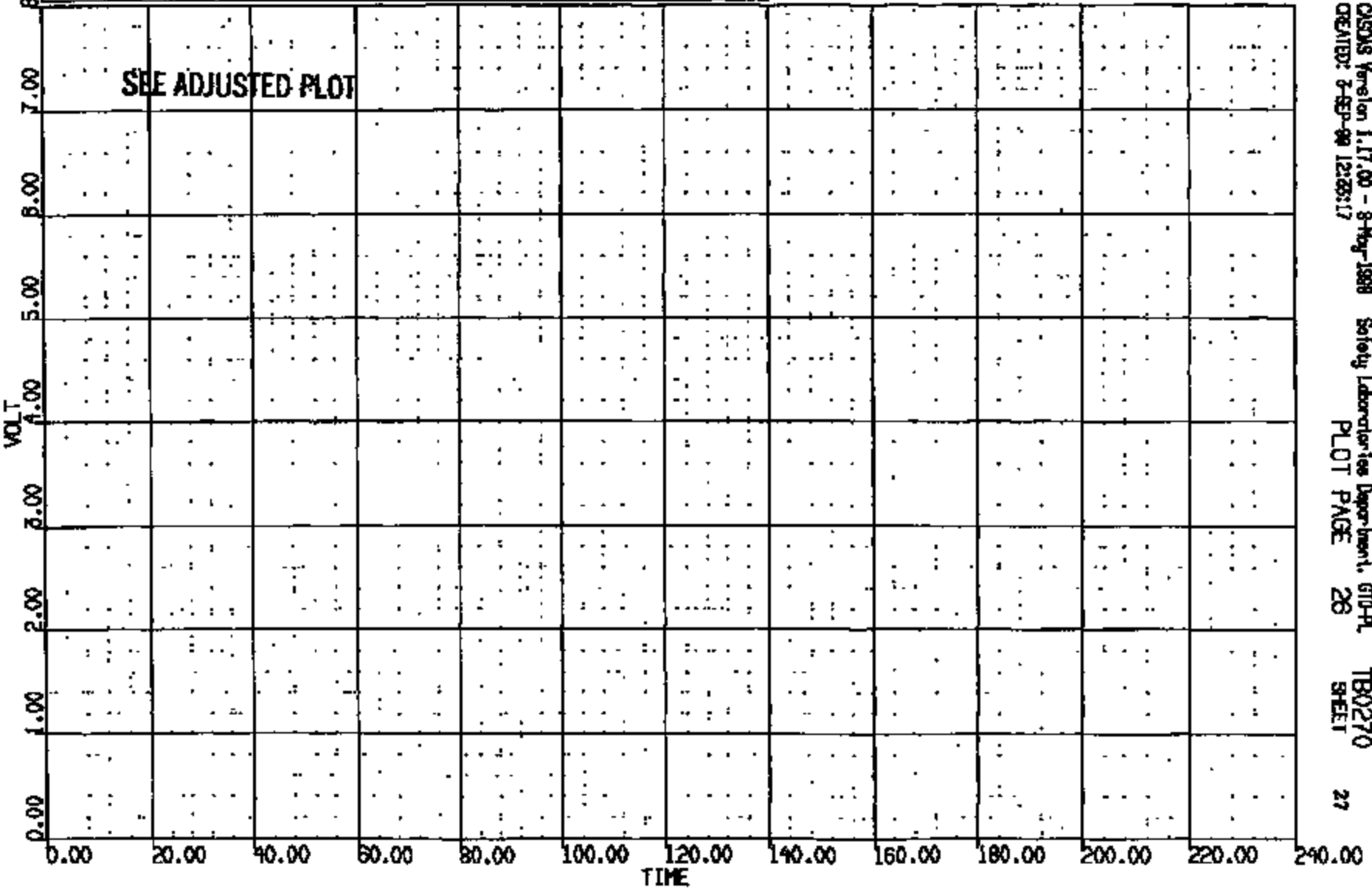
CRTS 0011180

PCOMS Version 1.17.00 - 9-May-1999 Safety Laboratories Department, 610-PL TB0270
CREATED: 9-SEP-98 15:19:27 PLOT PAGE 5 SHEET 26

CR R: 11180 TO: TB0270 DATE: 880805 12:18:48
2000 D-188

(16) CR1180T C/F FLOOR PAN @ FWD TUNNEL SMO 4000C
MAX = 0.000E+00 at 0.000E+00 MS MIN = 0.000E+00 at 0.000E+00 MS

AXIS 1

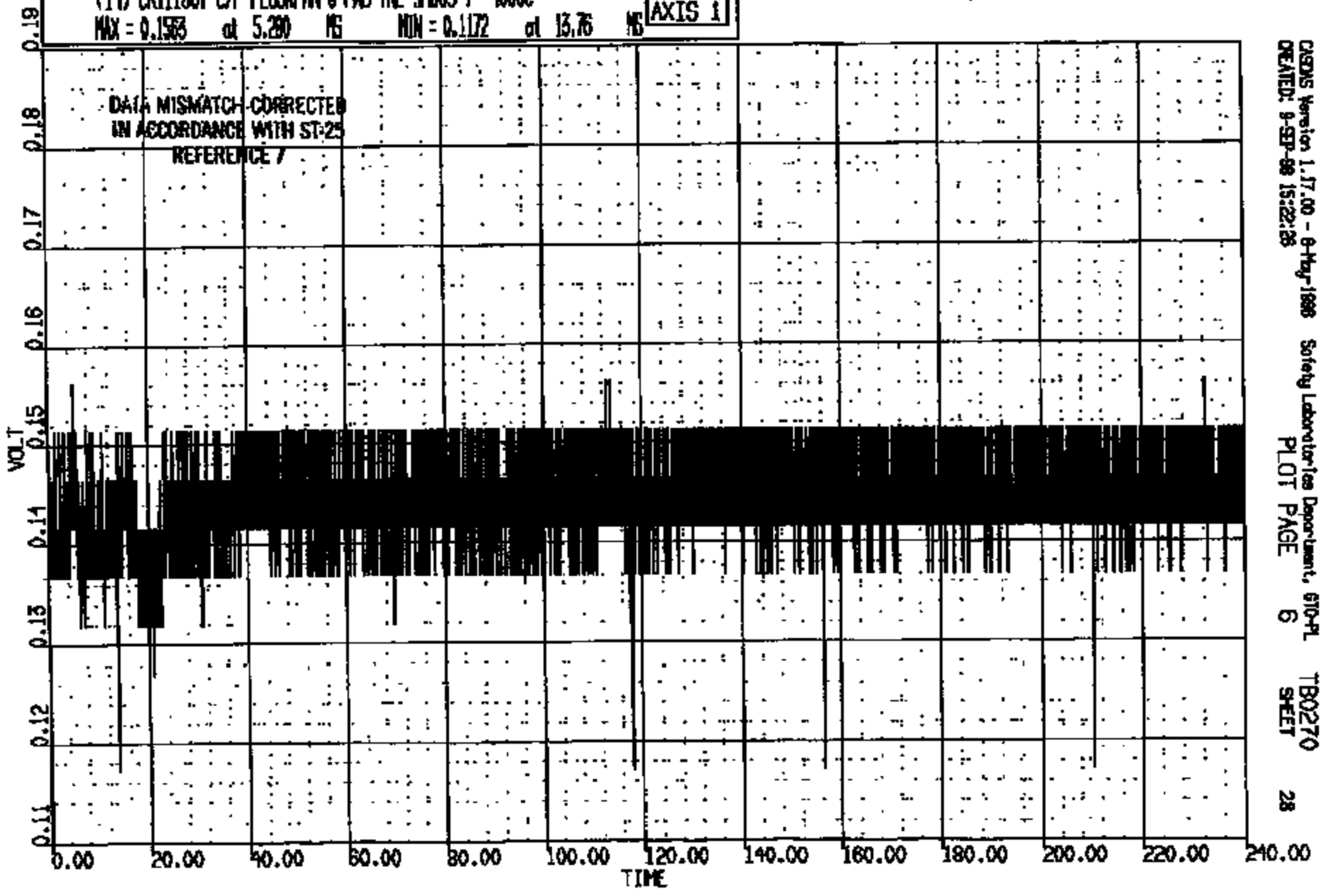


CRSING Version 1.17.00 - 8-May-1988 Safety Laboratories Department, GPO-PL TB0270
CREATED: 8-SEP-90 12:26:17 PLOT PAGE 26 SHEET 27

CRTS 0011180

CR R: 11180 TO: TB0270 DATE: 980903 12:16:48
2000 D-188

(19) CR1180T C/F FLOORPAN @ FWD TNL 54009-7 4000C
MAX = 0.1553 at 5.280 MS MIN = 0.1172 at 13.76 MS **AXIS 1**



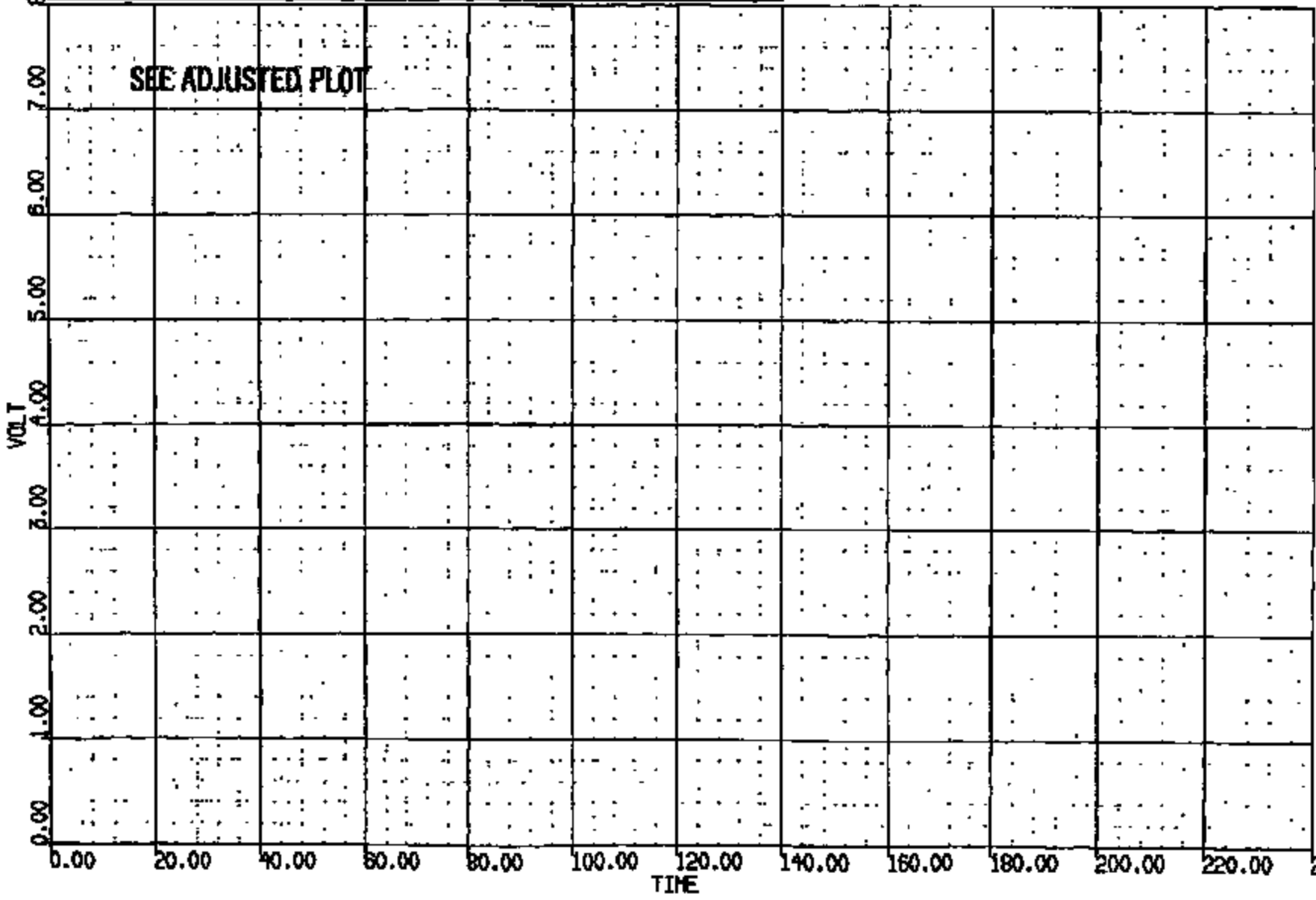
CRSIS Version 1.17.00 - 8-May-1998 Safety Laboratories Department, 610-PL TB0270
CREATED: 9-SEP-98 15:22:28 PLOT PAGE 6 SHEET 28

CRIS 0011180

CR R: 11180 TD: TB0270 DATE: 980803 12:16:48
2000 D-188

(16) CR11180T C/F FLOOR PAN @ FWD TUNNEL SHO 4000C
MAX = 0.0000E+00 at 0.0000E+00 MS MIN = 0.0000E+00 at 0.0000E+00 MS

AXIS 1

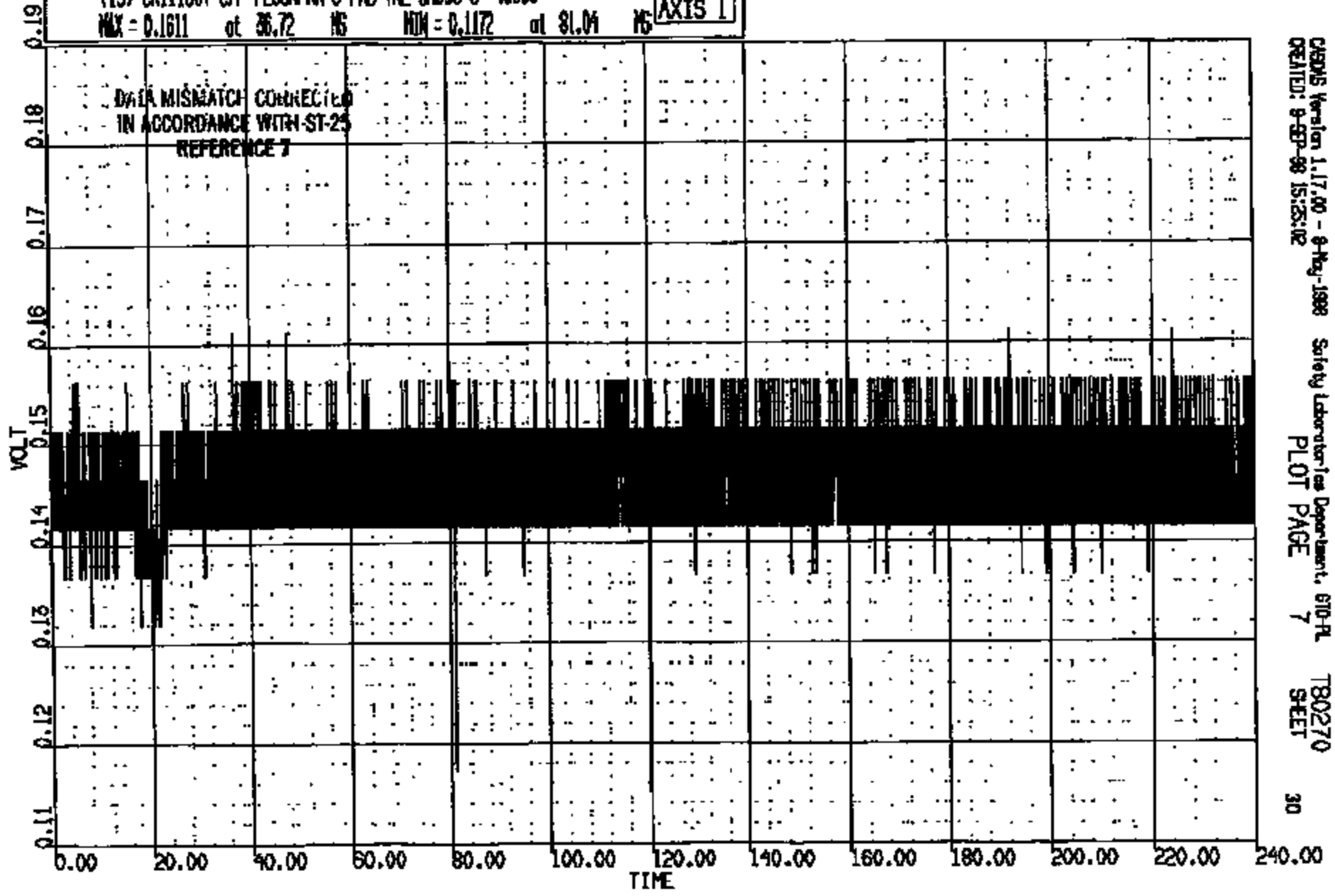


CSDMS Version 1.17.00 - 8-May-1999 Safety Laboratories Department, 610-P
CREATED: 8-SEP-98 12:58:18 PLOT PAGE 27 SHEET 29

CRTS 0011180

CR R: 11180 TO: TB0270 DATE: 980903 12:18:48
2000 D-188

(15) CR11180T C/F FLOORPAN @ FWD TAIL 98009-8 400C
MAX = 0.1611 at 36.72 MS MIN = 0.1172 at 81.04 MS **AXIS 1**



CRS Version 1.17.00 - 8-May-1998 Safety Laboratories Department, 610-PL
CREATED: 9-SEP-98 15:25:12 PLOT PAGE 7 TB0270
SHEET 30

CRTS 0011180

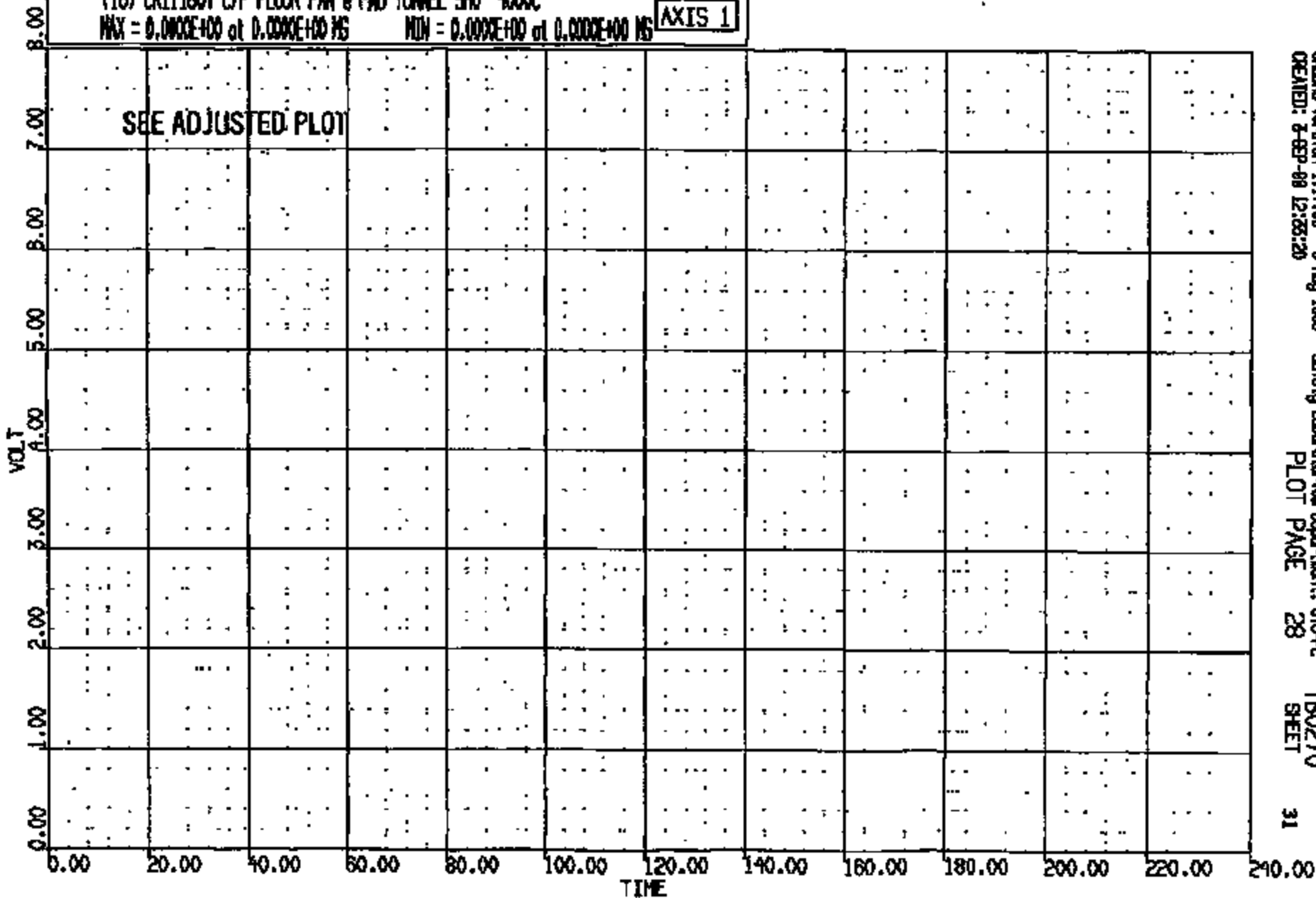
CR R: 11180 TC: TB0270 DATE: 980903 12:18:48
2000 D-186

(16) CR11180T C/F FLOOR PAN @ FWD TUNNEL END 4000C

MAX = 0.0000E+00 at 0.0000E+00 MS

MIN = 0.0000E+00 at 0.0000E+00 MS

AXIS 1



CRTS 0011180

CASMS Version 1.17.00 - 8-May-1998
CREATED: 2-SEP-98 12:25:20

Safety Laboratories Department, G10-PL
PLOT PAGE 28

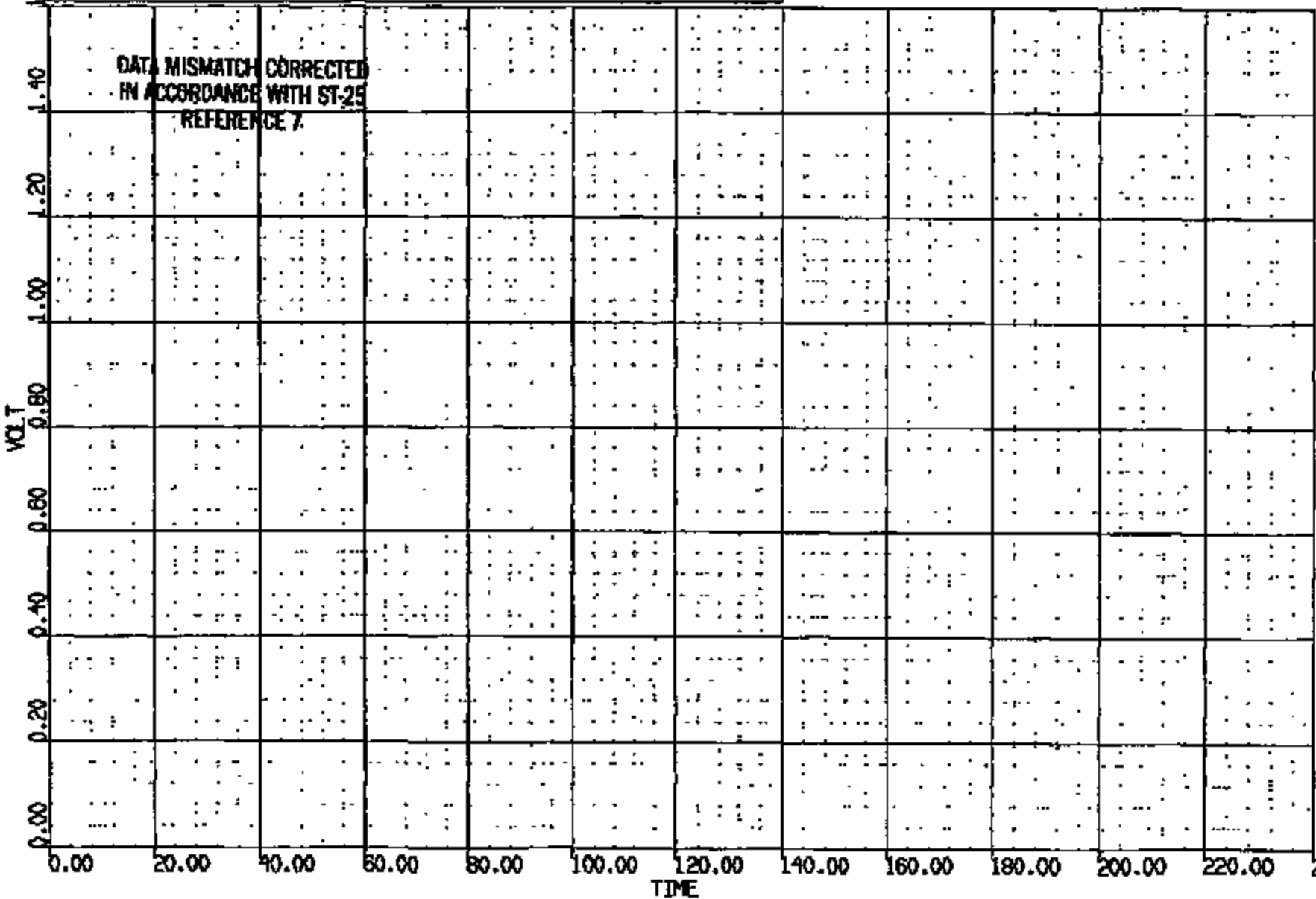
TB0270
SHEET

31

CR R: 11180 TO: TB0270 DATE: 980903 12:18:46
2000 D-188

(16) CR11180T C/F FLOORPAN @ FND TNL 98009-9 4000C
MAX = 0.000E+00 at 0.000E+00 MS MIN = 0.000E+00 at 0.000E+00 MS

AXIS 1



CASMS Version 1.17.00 - 8-May-1998
CREATED: 9-SEP-98 15:27:46

Safety Laboratories Department, STD-PL
PLOT PAGE 8

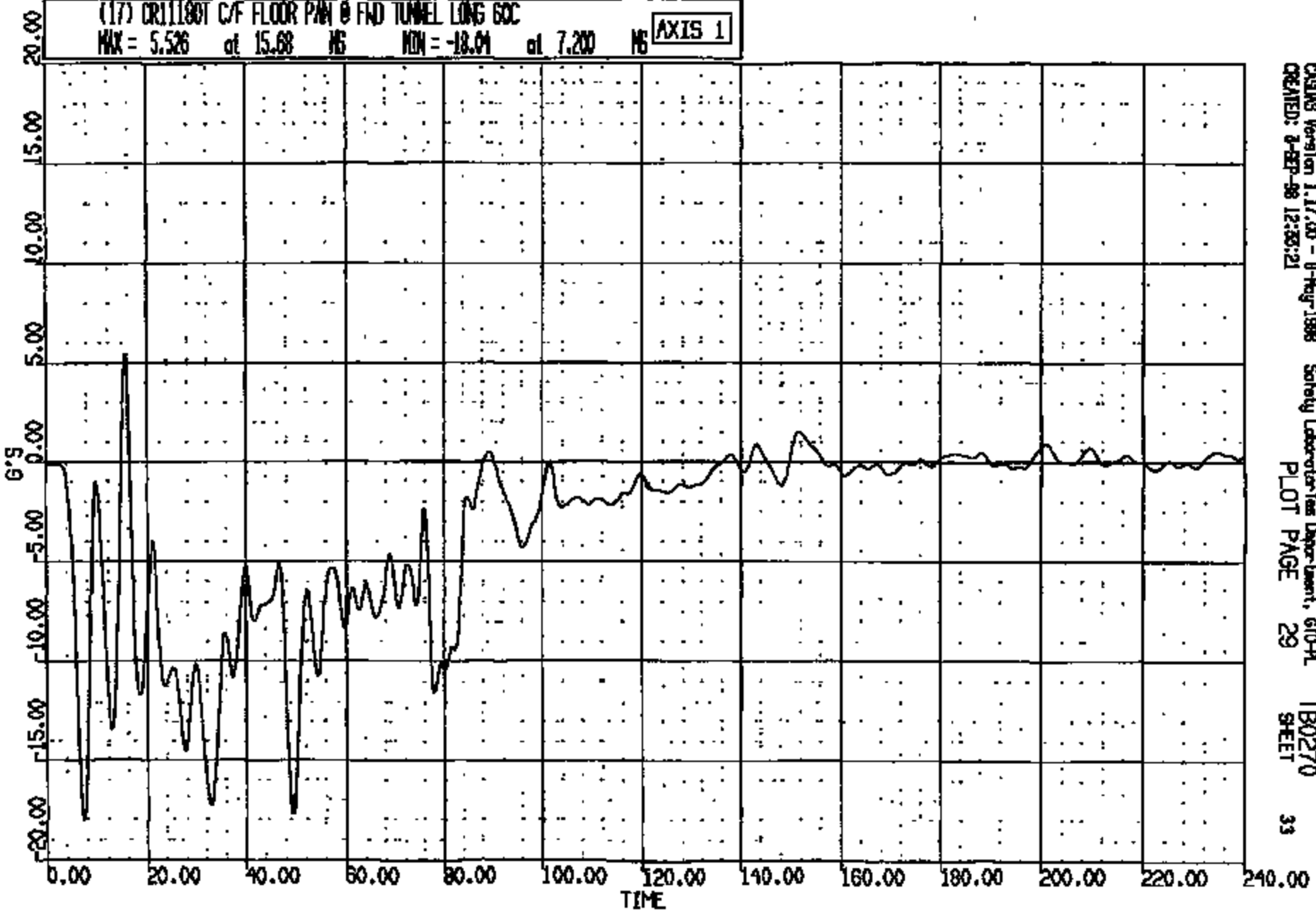
TB0270
SHEET 32

CRTS 0011180

CR R: 11180 TO: TBO270 DATE: 980905 12:16:48
2000 D-185

(17) CR11180T C/F FLOOR PAN @ FWD TUNNEL LONG SOC

MAX = 5.526 at 15.68 MS MIN = -18.04 at 7.200 MS AXIS 1



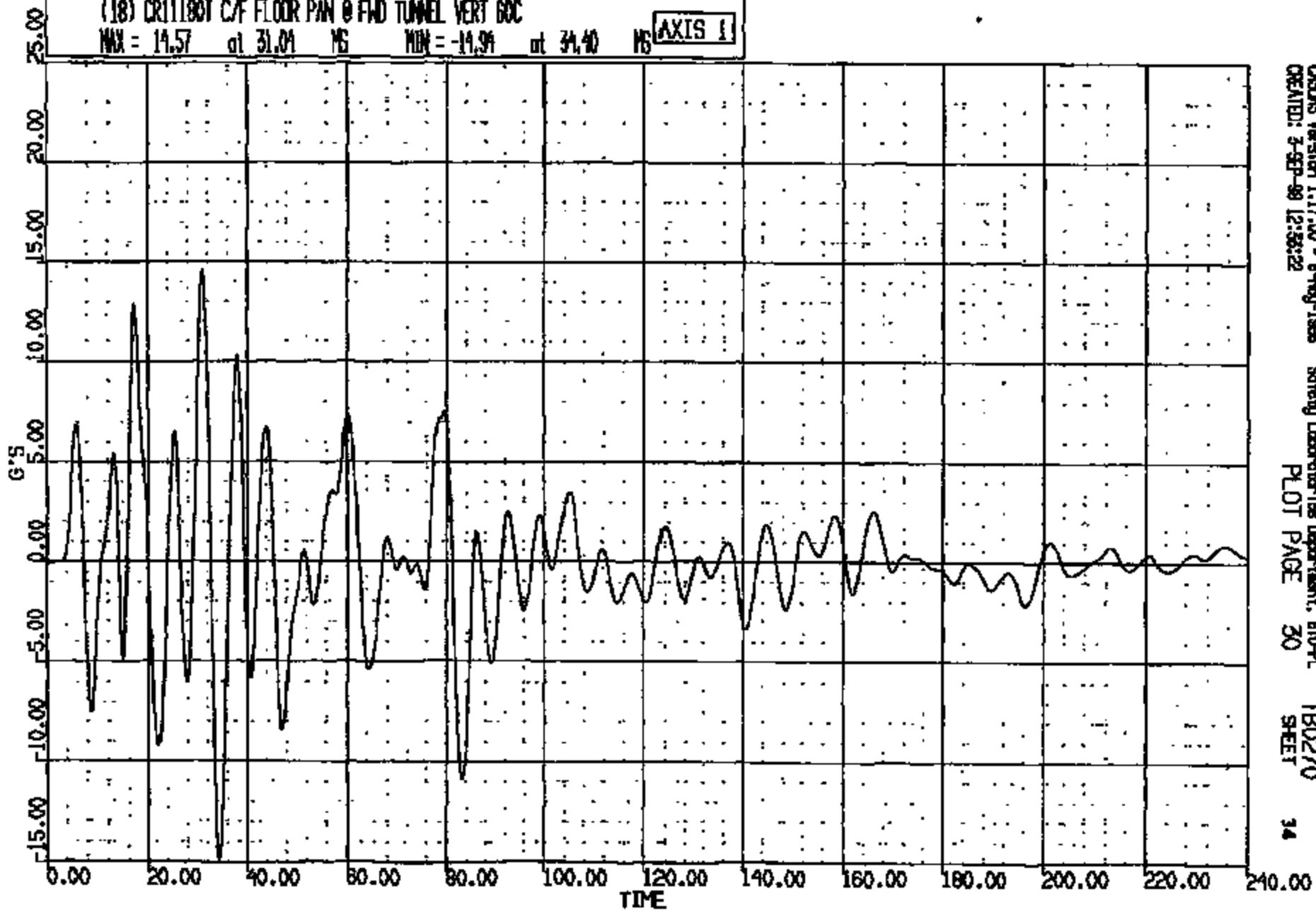
CR11180

CRSING Version 1.17.00 - 8-Aug-1998 Safety Laboratories Department, STD-PL TBO270
CREATED: 8-SEP-98 12:33:21 PLOT PAGE 29 SHEET 33

CR R: 11180 TO: TB0270 DATE: 980908 12:16:48
2000 0-188

(18) CR11180T C/F FLOOR PAN @ FWD TUNNEL VERT GOC

MAX = 14.57 at 31.04 MS MIN = -14.94 at 34.40 MS **AXIS 1**



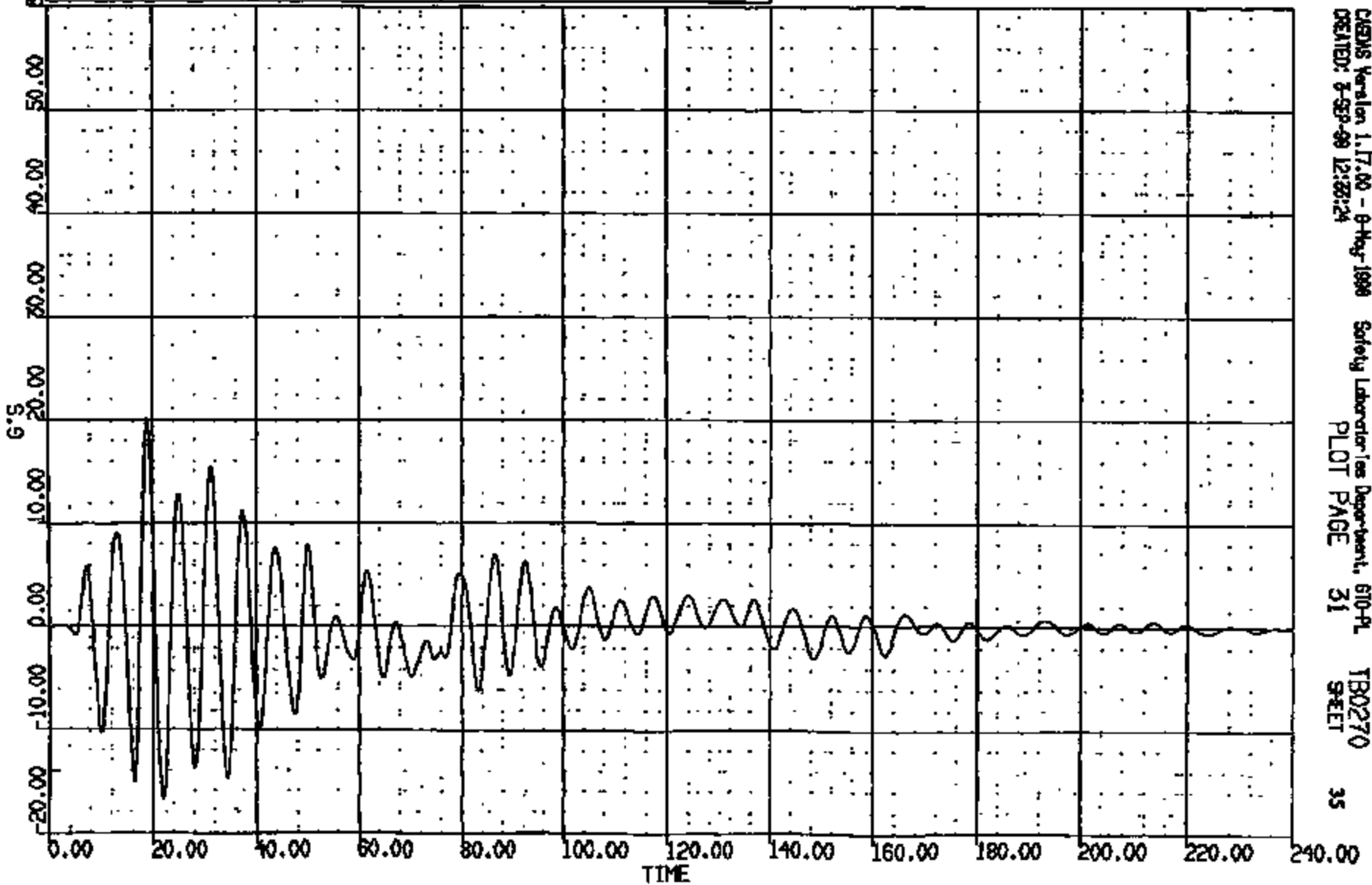
CHDS Version 1.17.00 - 8-Aug-1998
CREATED: 3-SEP-98 12:58:22

Safety Laboratory/Ins Department, ETO-PL
PLOT PAGE 30

TB0270
SHEET

CR R: 11180 TO: TB0270 DATE: 880605 12:18:48
2000 D-188

(19) CR1180T C/F FLOOR PAN @ FWD TUNNEL LAT 60C
MAX = 20.17 at 18.88 MS MIN = -16.84 at 22.00 MS **AXIS 1**



CRTS 0011180

CAEM5 Version 1.17.00 - 6-May-1988 Safety Laboratories Department, 610-PL TB0270
CREATED: 8-SEP-88 12:28:24 PLOT PAGE 31 SHEET 35

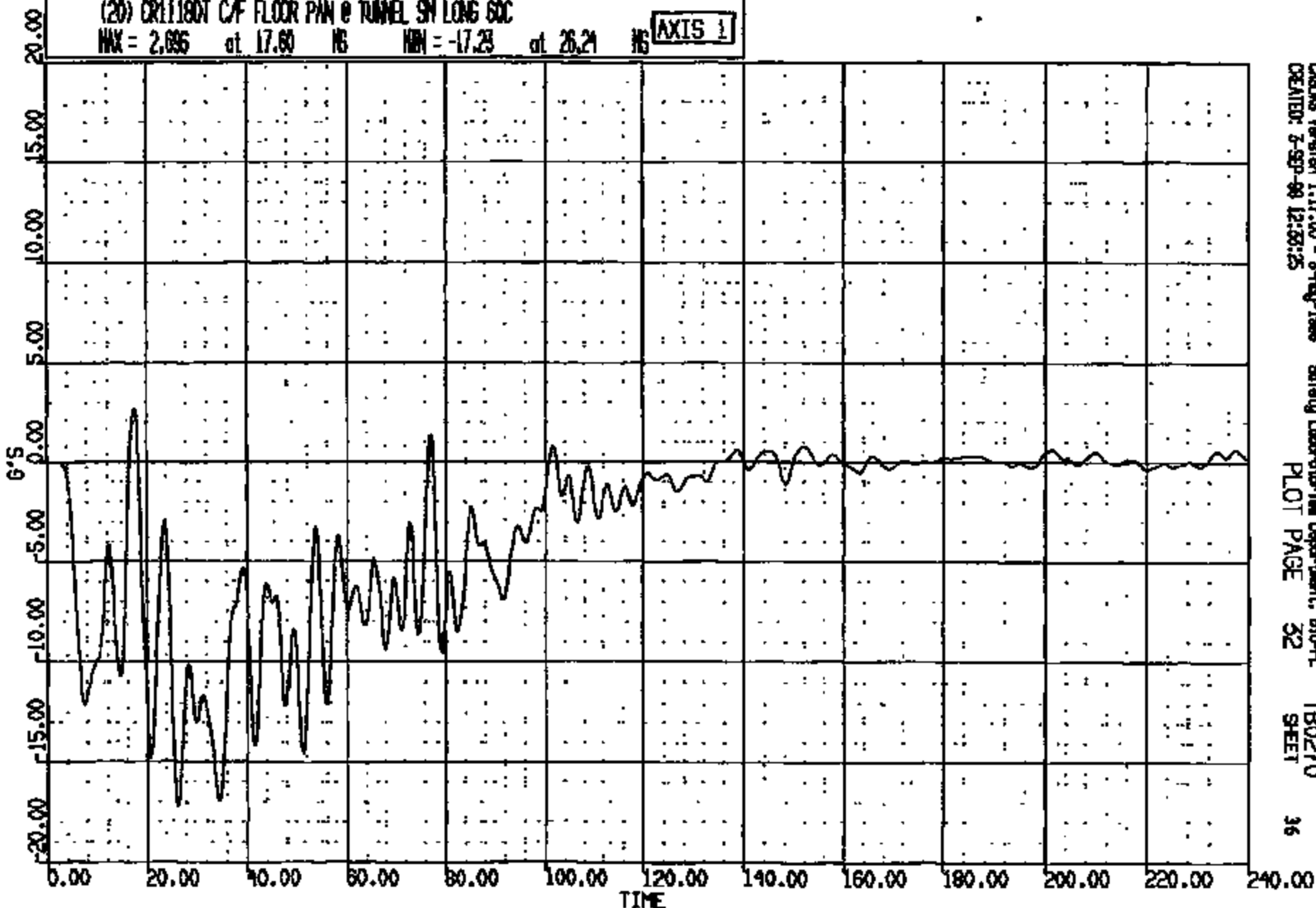
CR 1180 TO: TB0270 DATE: 980905 12:18:48

2000 D-180

(20) CRT1180T C/F FLOOR PAN @ TUNNEL SN LONG 60C

MAX = 2.095 at 17.60 NS MIN = -17.23 at 26.21 NS

AXIS 1

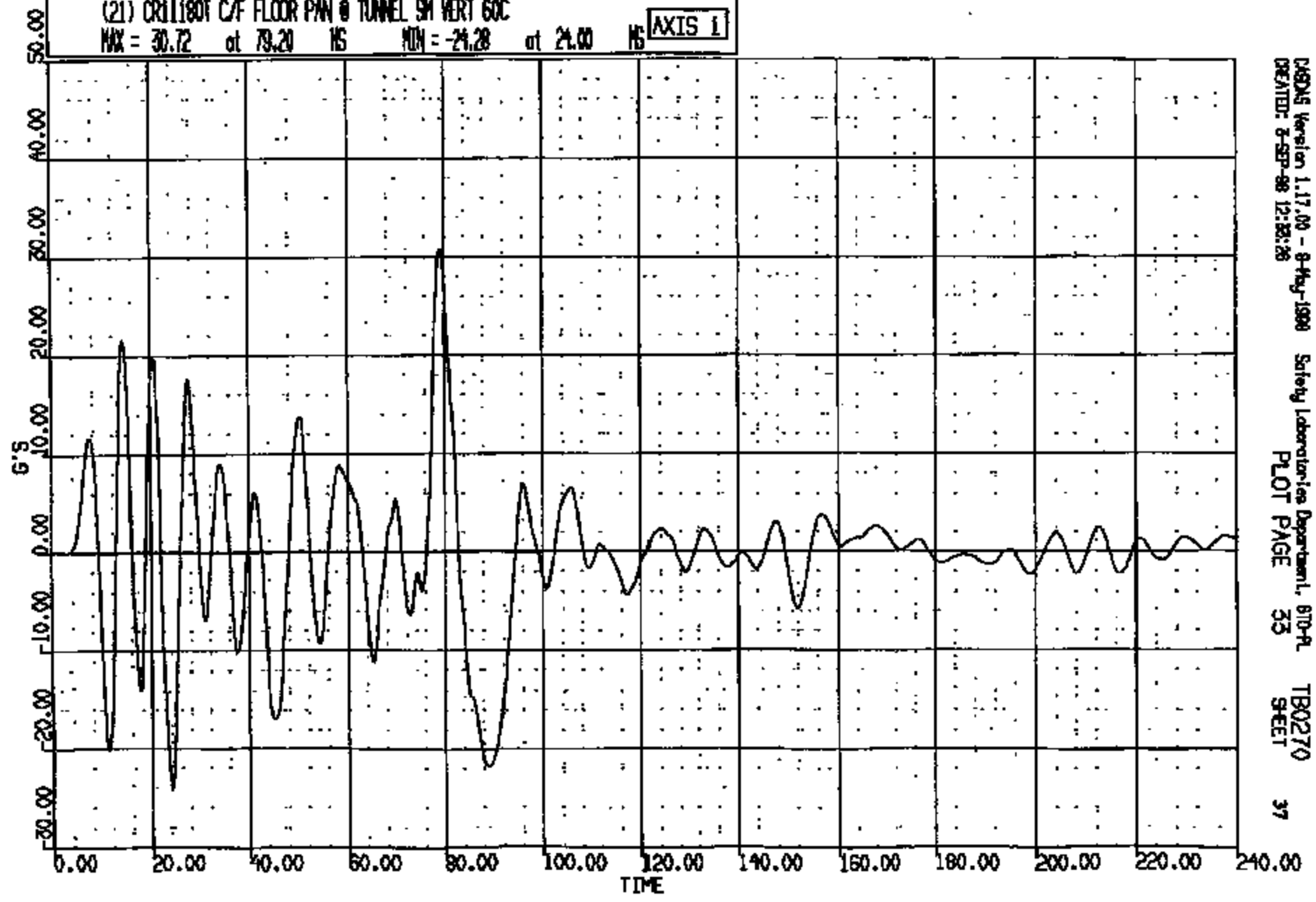


CRTS 0011180

CRTS Version 1.17.00 - 8-Aug-1998 Safety Laboratory Inc Department, 510-FL TB0270
CREATED: 2-SEP-98 12:55:25 PLOT PAGE 32 SHEET 36

CR R: 11180 TO: T80270 DATE: 880908 12:16:48
2000 D-188

(21) CR11180T C/F FLOOR PAV @ TUNNEL SM VERT 60C
MAX = 30.72 at 79.20 NS MIN = -24.28 at 24.00 NS **AXIS 1**

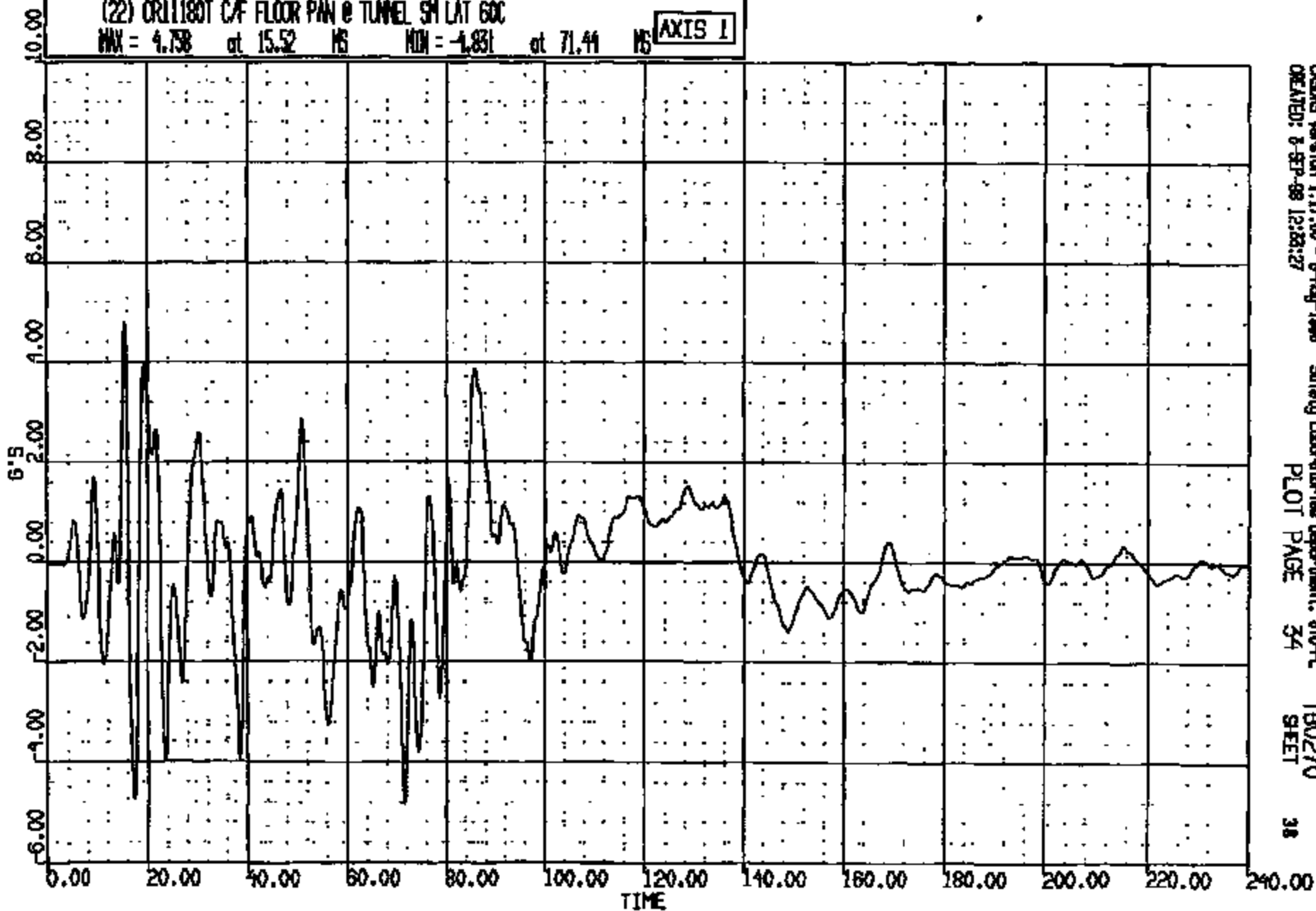


MSAS Version 1.17.00 - 8-Aug-1988 Safety Laboratories Department, 810-PL
CREATED: 8-SEP-88 12:23:28 PLOT PAGE 33 SHEET 37

CRTS 0011180

CR R: 11180 TO: TB0270 DATE: 980903 12:15:46
2000 D-188

(22) CR11180T C/F FLOOR PAN @ TUNNEL SH LAT 60C
MAX = 4.758 at 15.52 MS MIN = -4.831 at 71.44 MS **AXIS 1**



CASINS Version 1.17.00 - 8-May-1998 Safety Laboratories Department, 610-A
CREATED: 8-SEP-98 12:23:27 PLOT PAGE 34 TB0270 SHEET 38

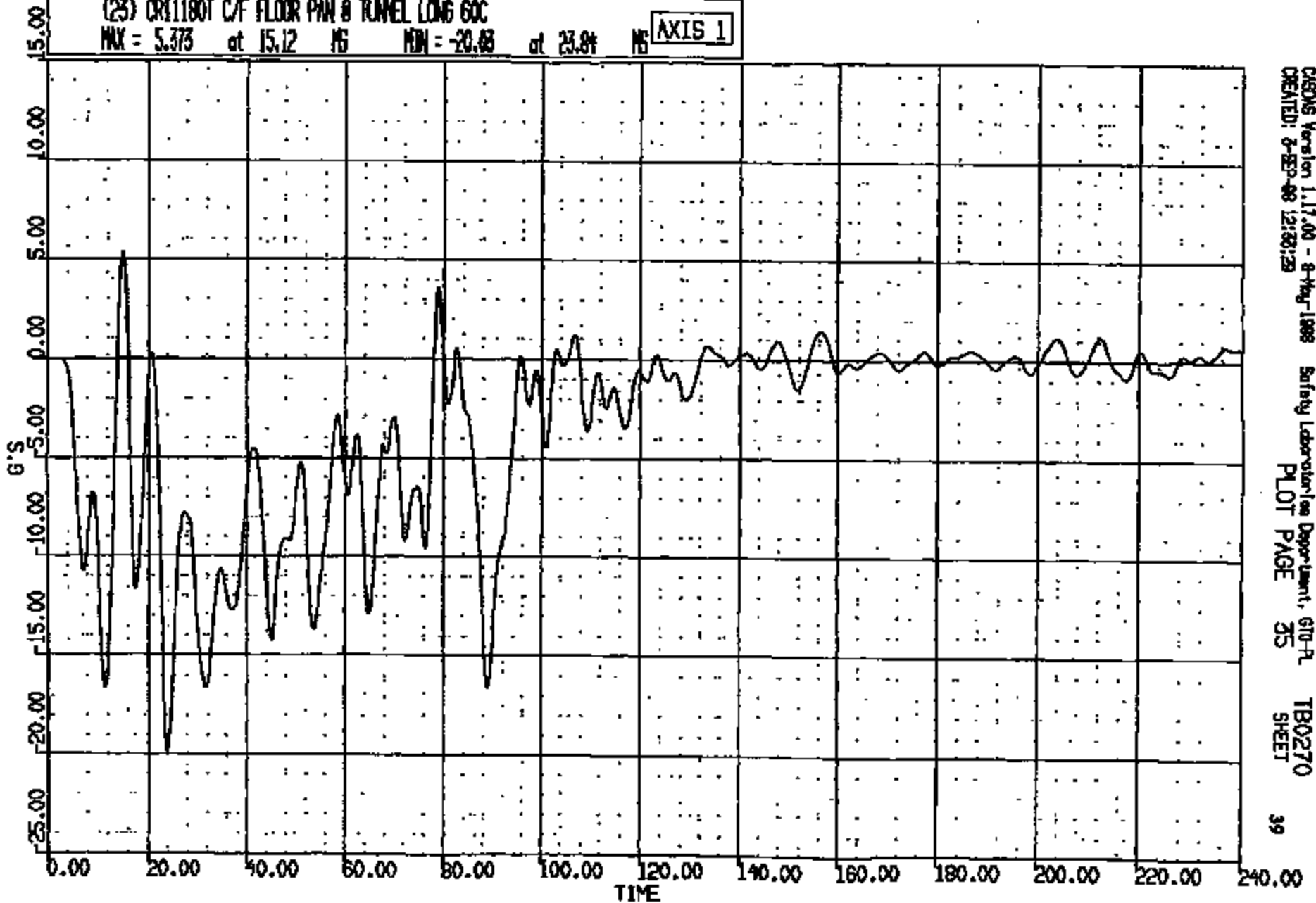
CRTS 0011180

CR R: 11180 TD: TB0270 DATE: 280903 12:18:48
2000 D-188

(23) CR11801 C/F FLOOR PAN @ TUNNEL LONG GOC

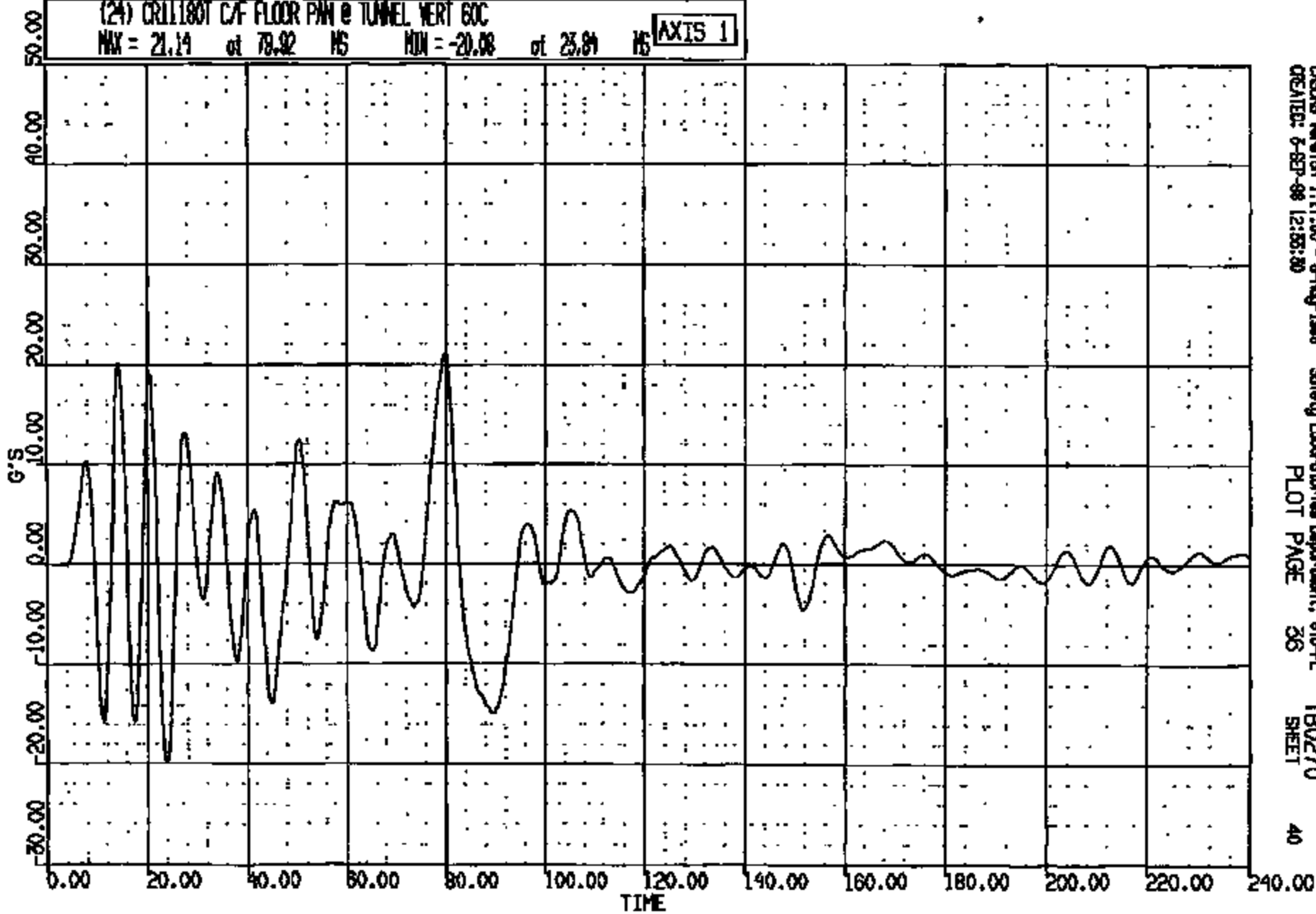
MAX = 5.373 at 15.12 MS MIN = -20.48 at 23.81 MS

AXIS 1



CR R: 11180 TO: TB0270 DATE: 880805 12:18:48
8000 0-186

(24) CR111801 C/F FLOOR PAV @ TUNNEL VERT 60C
MAX = 21.14 at 78.92 MS MIN = -20.08 at 23.84 MS AXIS 1



CARDNS Version 1.17.00 - 8-May-1988 Safety Laboratories Department, STD-PL
CREATED: 8-SEP-88 12:55:30 PLOT PAGE 36 SHEET 40

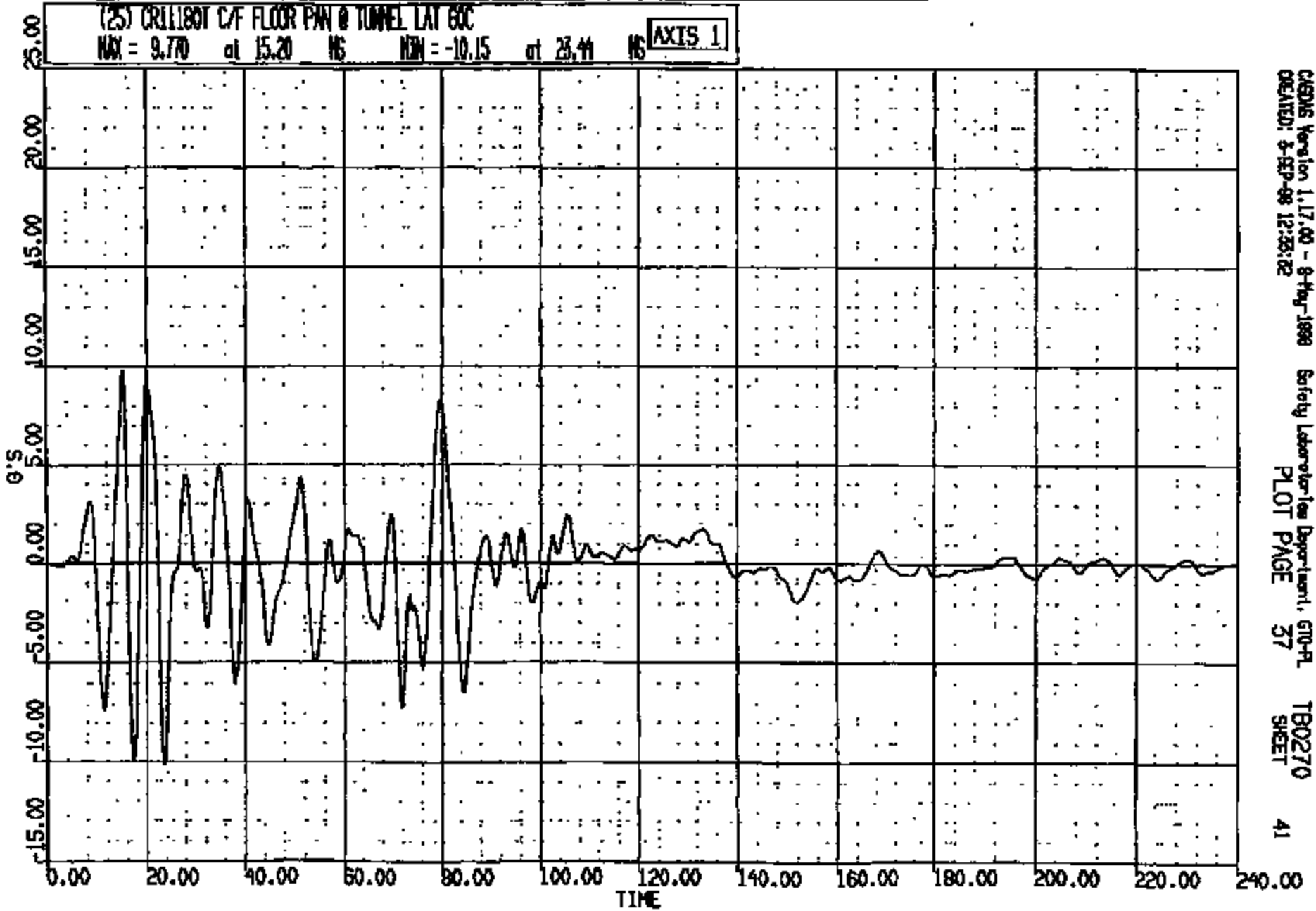
CRTS 0011180

CR R: 11180 TO: TB0270 DATE: 960903 12:16:48
2000 D-188

(25) CR111801 C/F FLOOR PAN @ TUNNEL LAT 60C

MAX = 9.770 at 15.20 MS MIN = -10.15 at 23.44 MS

AXIS 1



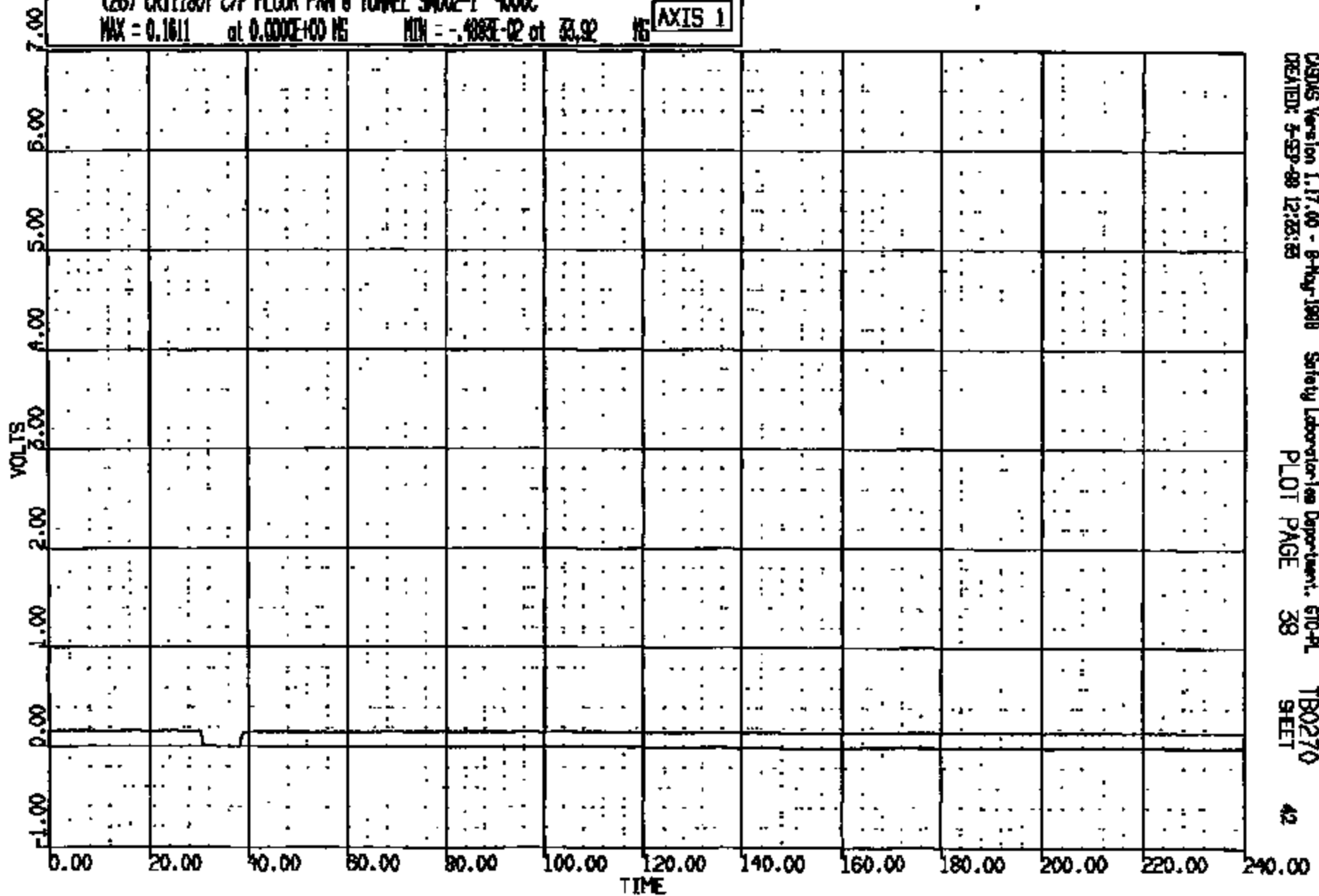
CADDS Version 1.17.00 - 8-May-1998 Safety Laboratory Department, G10-FL
CREATED: 8-SEP-98 12:23:52 PLOT PAGE 37 TB0270 SHEET 41

CRTS 0011180

CR R: 11180 TO: TB0270 DATE: 980905 12:16:48
2000 D-186

(26) CR11807 C/F FLOOR PAN @ TUNNEL S402-1 4000C
MAX = 0.1611 at 0.000E+00 MS MIN = -.000E-02 at 33.92 MS

AXIS 1




CRS01S Version 1.17.00 - 8-May-1988 Safety Laboratory Department, 610-PL TB0270 42
CREATED: 5-SEP-88 12:23:25 PLOT PAGE 38 SHEET

CRIS 0011180

CR: 11180 TO: TB0270 DATE: 980903 12:18:48
2000 D-186

(27) CR11180T C/F FLOOR PIN @ TUNNEL SMOX2-2 4000C
MAX = 0.2197 at 0.7999E-01 NS MIN = 0.499E-04 at 35.52 NS **AXIS 1**



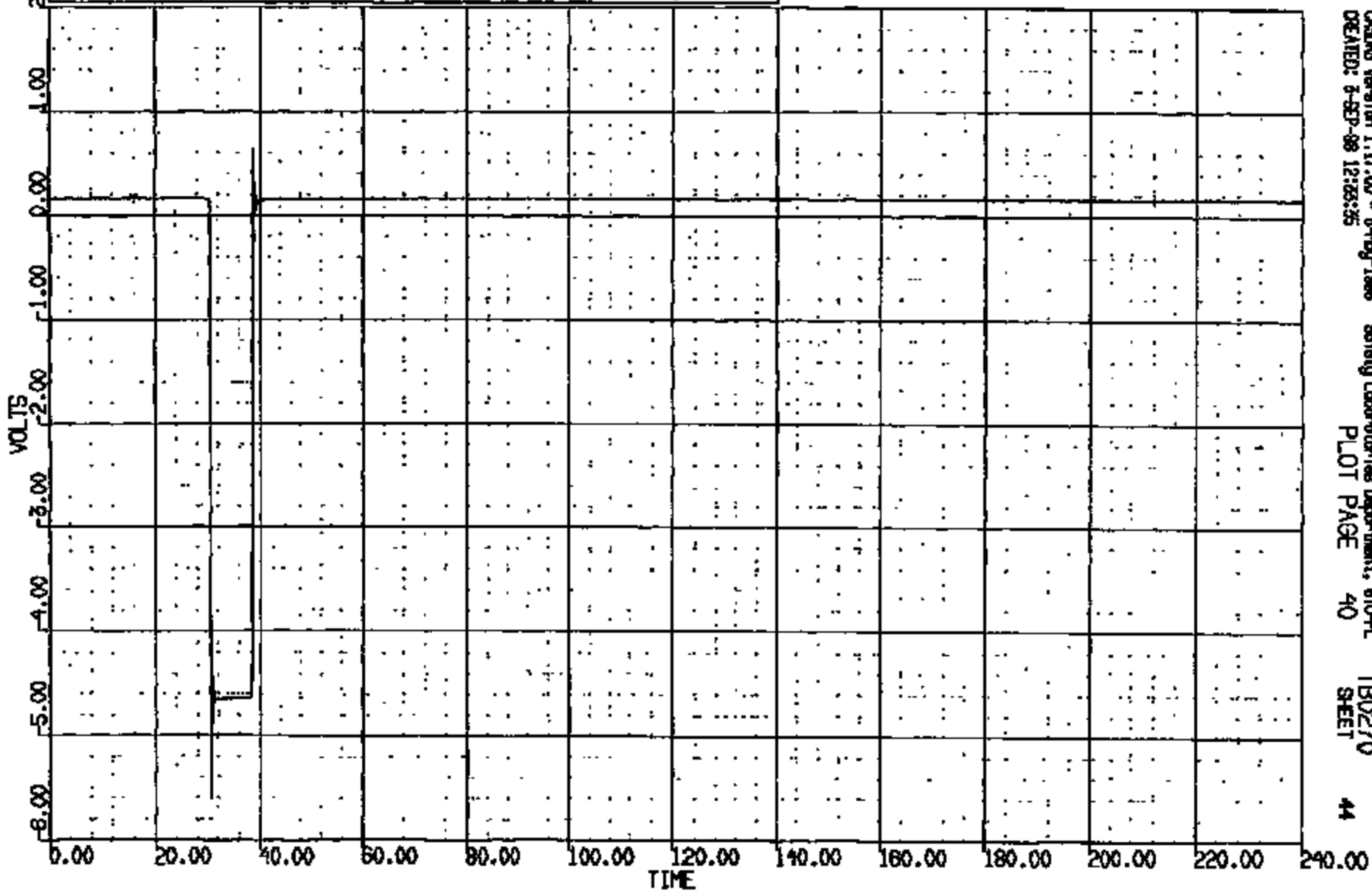
CASRE Version 1.17.00 - 8-Aug-1998 Safety Laboratories Department, 610-PL TB0270 43
CREATED: 8-SEP-98 12:38:34 PLOT PAGE 39 SHEET

CRIS 0011180

CR R: 11180 TO: TB0270 DATE: 980903 12:18:48
2000 D-188

(28) CR1180T C/F FLOOR PAN @ TUNNEL SMOKE-3 4000C
MAX = 0.6348 at 38.72 MS MIN = -5.610 at 30.72 MS

AXIS 1

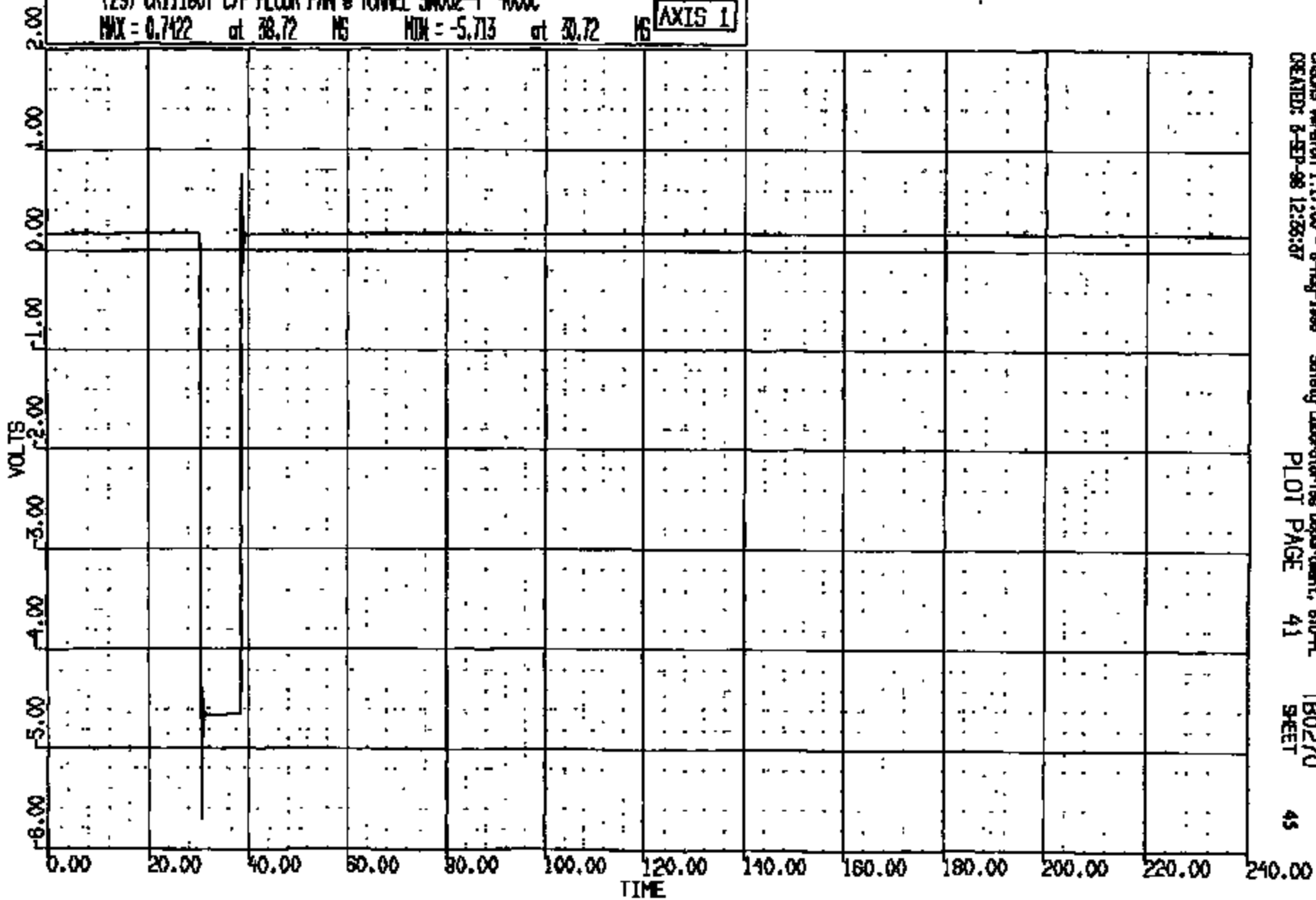


CASING Version 1.17.00 - 8-May-1998 Safety Laboratories Department, 610-PL TB0270
CREATED: 8-SEP-98 12:28:35 PLOT PAGE 40 SHEET 44

CRTS 0011180

CR R: 11180 TC: TB0270 DATE: 880803 12:18:46
2000 D-188

(29) CR11180T C/F FLOOR PAN @ TUNNEL S4002-1 4000C
MAX = 0.7422 at 38.72 MS MIN = -5.713 at 30.72 MS **AXIS 1**



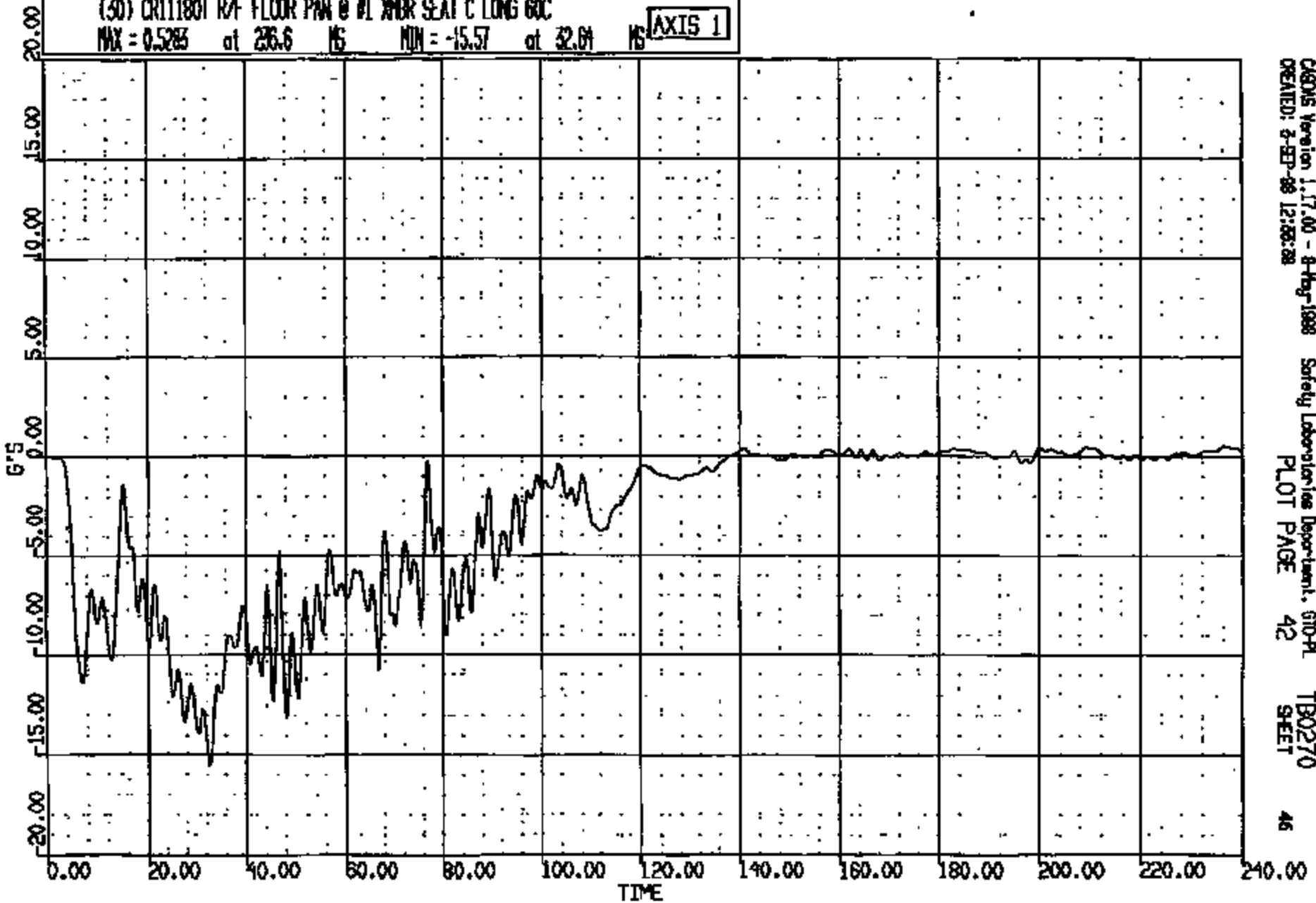
CRDIS Version 1.17.00 - 8-Aug-1988 Safety Laboratory Department, 610-PL TB0270
CREATED: 8-SEP-88 12:26:37 PLOT PAGE 41 SHEET 45

CRIS 0011180

CR R: 11180 TO: TB0270 DATE: 980805 12:18:48
2000 D-198

(30) CR11180T R/F FLOOR PAN @ #1 XMR SEAT C LONG 60C
MAX = 0.5283 at 236.6 MS MIN = -15.57 at 32.04 MS

AXIS 1

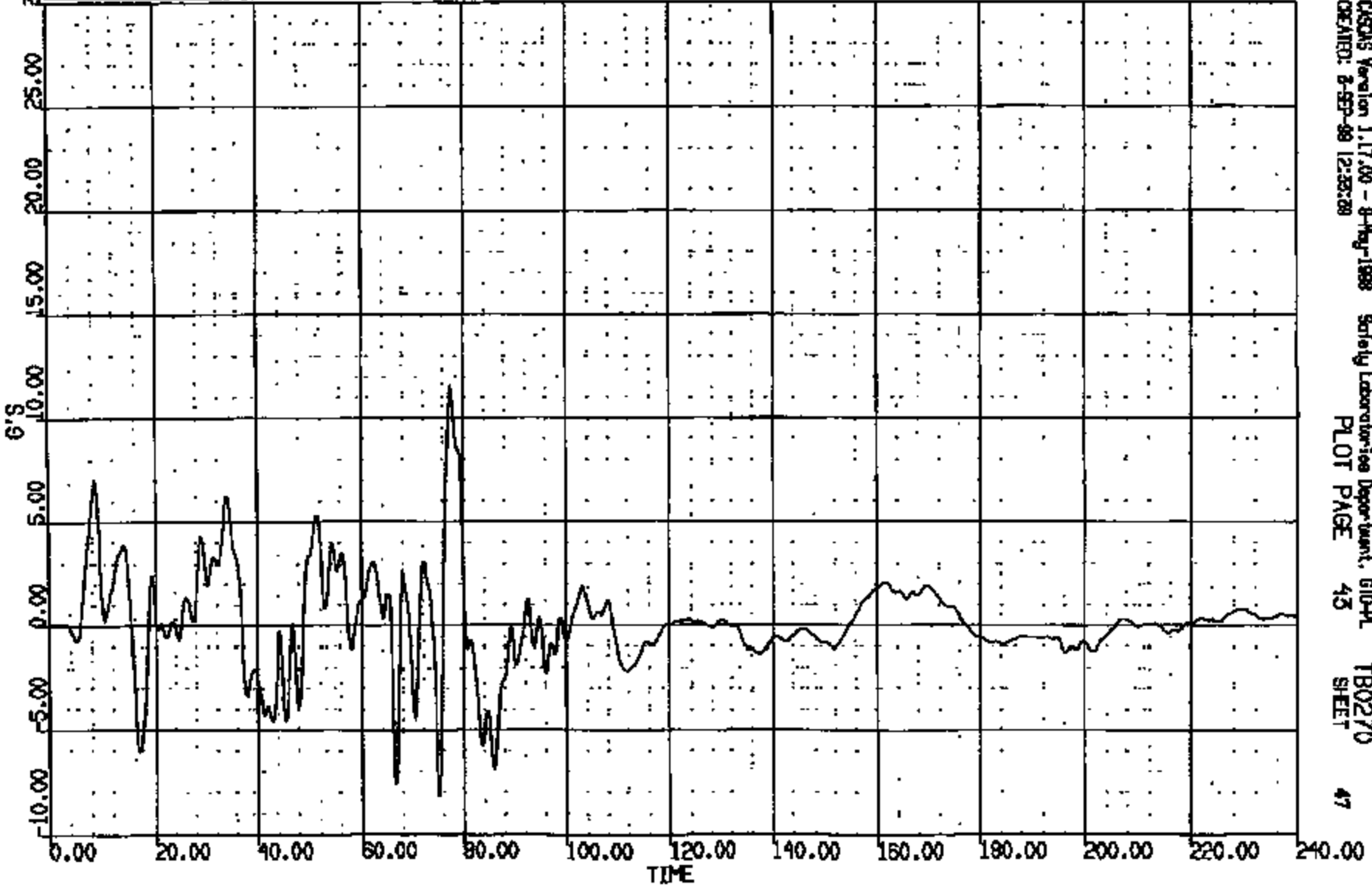


CAQMS Version 1.17.00 - 8-Aug-1998 Safety Laboratories Department, STD-PL
CREATED: 2-SEP-98 12:18:28 PLOT PAGE 42 TB0270 SHEET 46

CR11180

CR RI 11180 TO: TB0270 DATE: 880908 12:16:48
2000 D-188

(31) CR1180T R/F FLOOR PAN @ #1 XDR SEAT C VERT GOC
MAX = 11.52 at 77.52 MS MIN = -8.227 at 75.12 MS **AXIS 1**

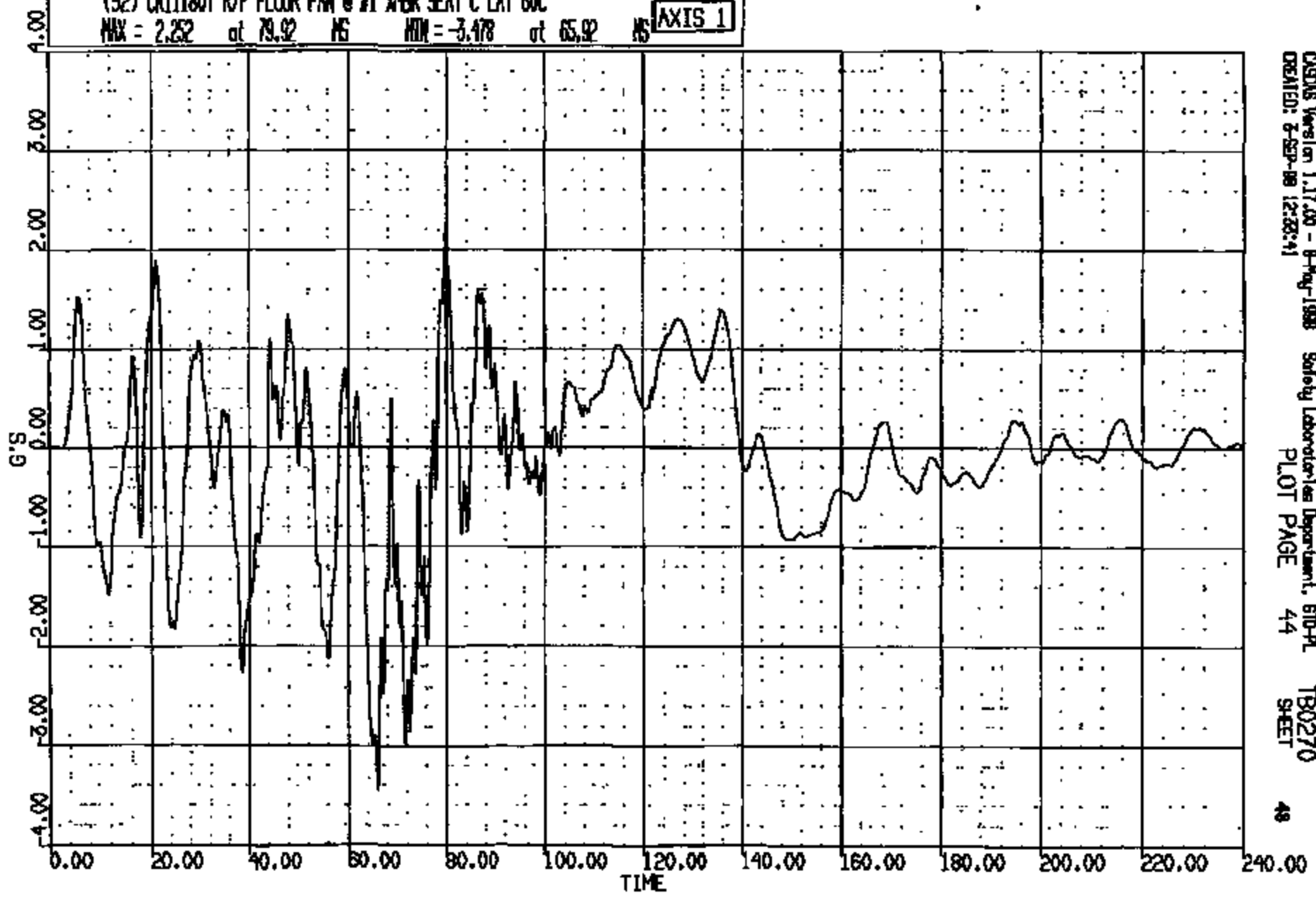


CASAS Version 1.17.00 - 8-May-1988 Safety Laboratories Department, G10-PL TB0270
CREATED: 8-SEP-88 12:35:28 PLOT PAGE 43 SHEET 47

CRTS 0011180

CR R: 11180 TO: TB0270 DATE: 980903 12:18:48
8000 0-188

(32) CR11180T R/F FLOOR PAN @ #1 XMR SEAT C LAT 60C
MAX = 2.252 at 79.92 NS MIN = -3.478 at 65.92 NS **AXIS 1**



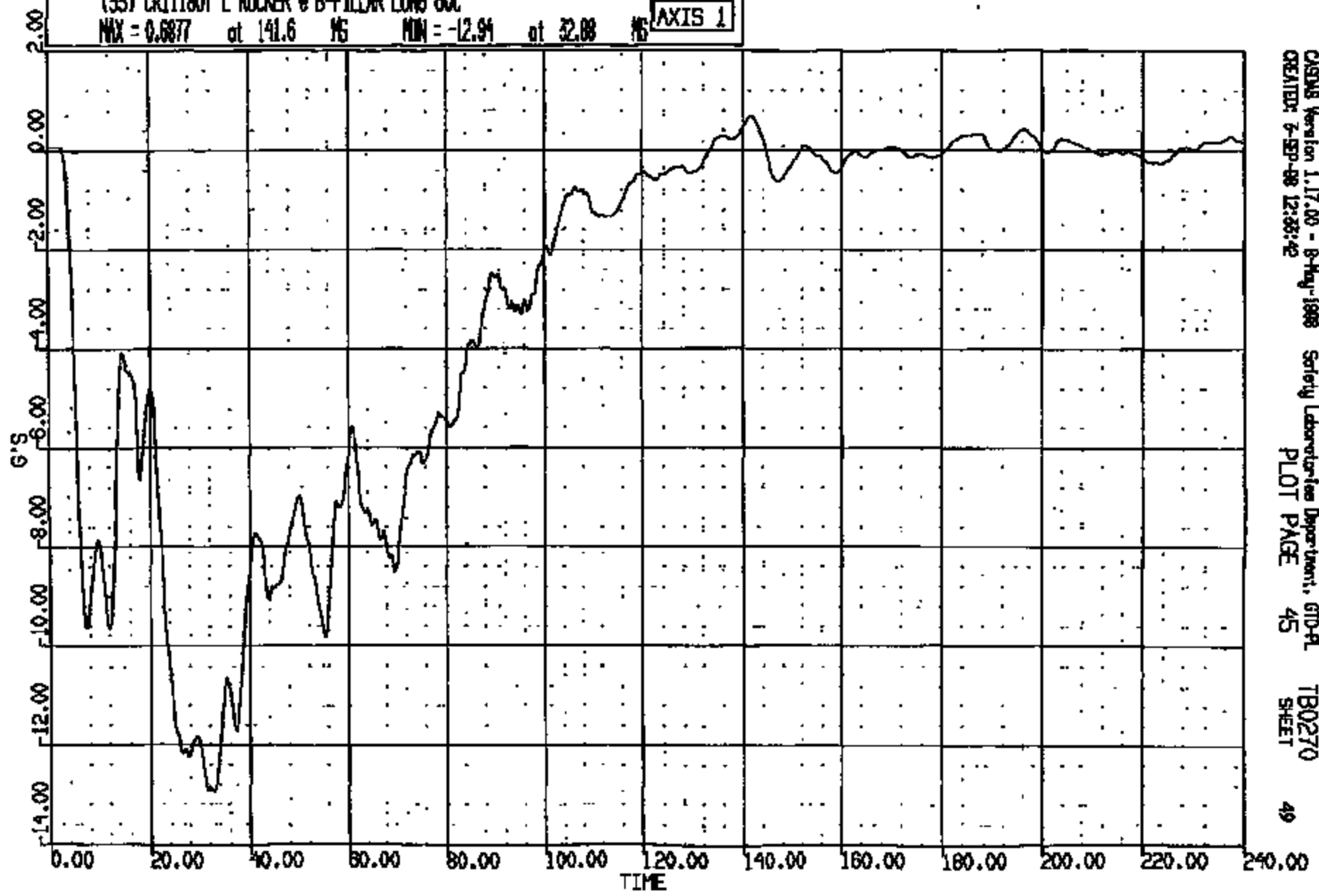
CASINS Version 1.17.00 - 8-May-1998 Safety Laboratories Department, 610-PL TB0270
CREATED: 8-SEP-98 12:28:41 PLOT PAGE 44 SHEET 48

CRTS 0011180

CR R: 11180 TO: TB0270 DATE: 980905 12:18:46
2000 D-188

(33) CR111801 L ROCKER @ B-PILLAR LONG 60C
MAX = 0.6877 at 141.6 MS MIN = -12.91 at 32.08 MS

AXIS 1

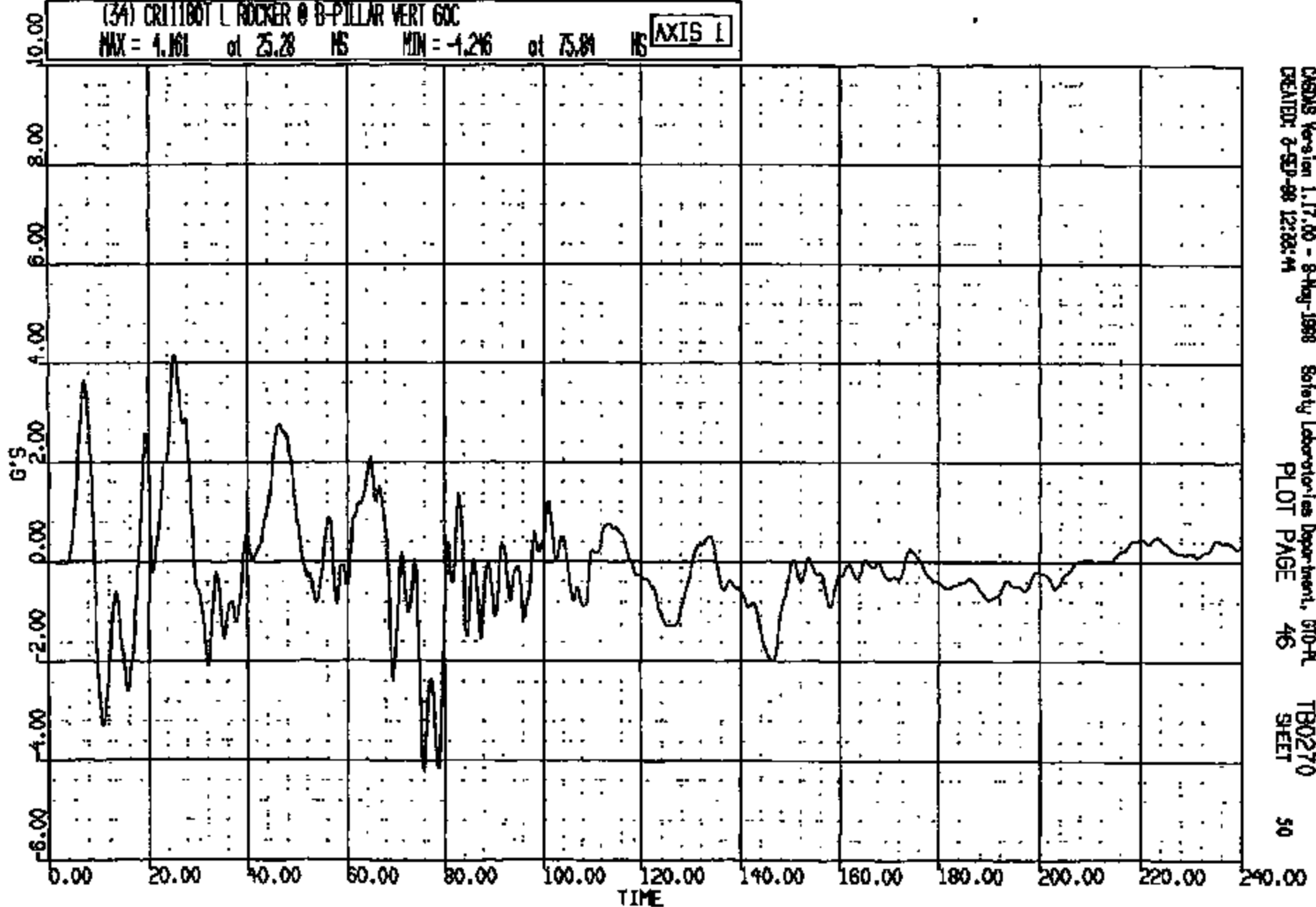


CASING Version 1.17.00 - 8-May-1998
CREATED: 6-SEP-98 12:35:42
Safety Laboratories Department, GTO-FL
PLOT PAGE 45
TB0270
SHEET 49

CR11180

CR R: 11180 TD: TB0270 DATE: 990905 12:16:46
2000 D-185

(34) CR11180 L ROCKER @ B-PILLAR VERT GOC
MAX = 4.161 at 25.28 HS MIN = -4.216 at 75.84 HS AXIS 1

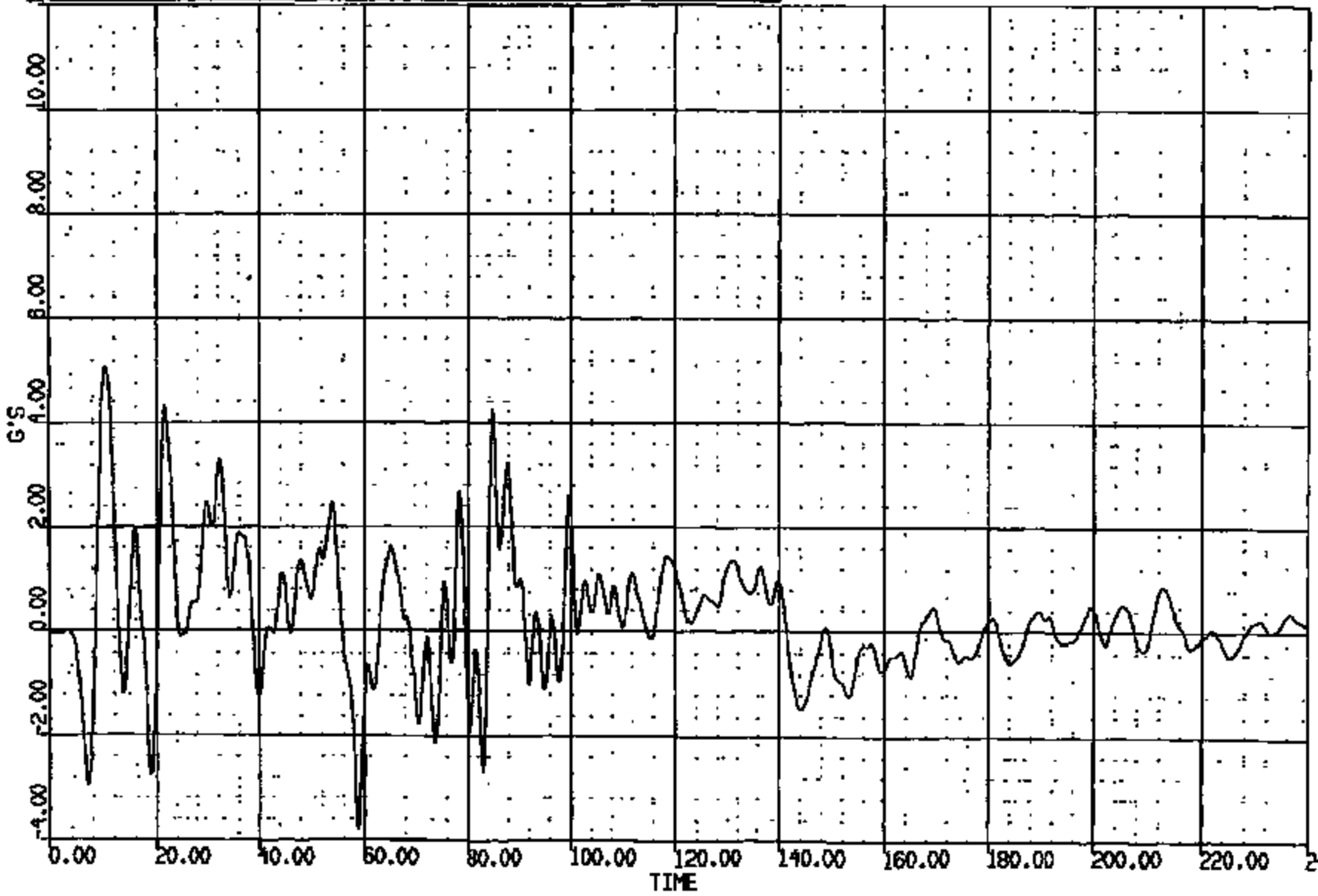


CASIMS Version 1.17.00 - 8-May-1998 Safety Laboratories Department, 610-H
CREATED: 2-SEP-98 12:23:41 PLOT PAGE 46 TB0270
SHEET 50

CRTS 0011180

CR R: 11180 TO: TB0270 DATE: 080805 12:18:48
R000 D-188

(35) CR1180T L. ROCKER @ B-PILLAR LAT 60C
MAX = 5.079 at 10.10 MS MIN = -3.957 at 58.80 MS **AXIS 1**

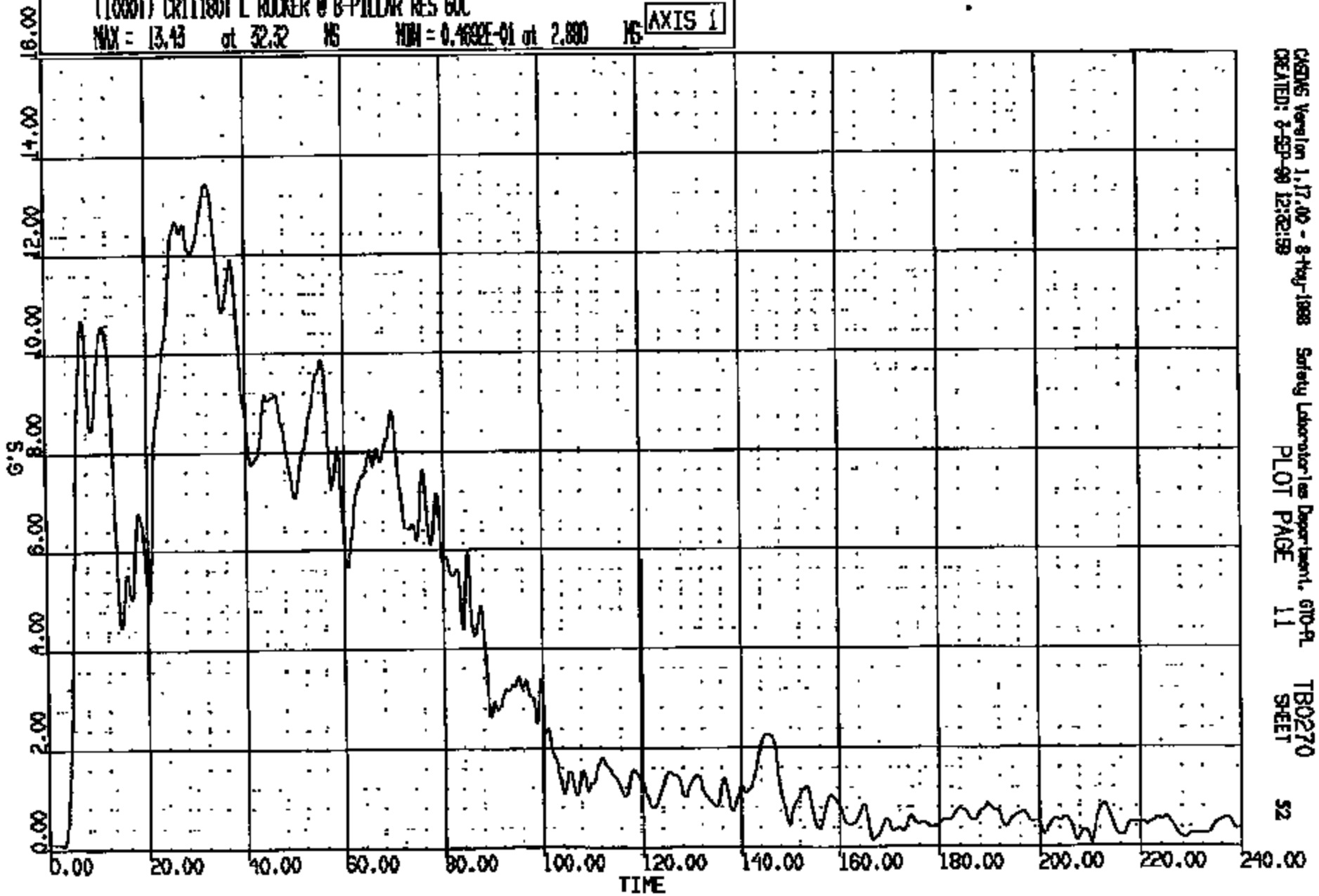


CRS05 Version 1.17.00 - 8-May-1998 Safety Laboratories Department, 610-PL
CREATED: 8-SEP-98 12:08:45 PLOT PAGE 47 TB0270
SHEET 51

CRTS 0011180

CR R: 11180 TO: TB0270 DATE: 880803 12:16:48
2000 0-188

(1000) CR11180T L ROCKER @ B-PILLAR RES 60C
MAX = 13.43 at 32.32 MS MIN = 0.4692E-01 at 2.880 MS AXIS 1



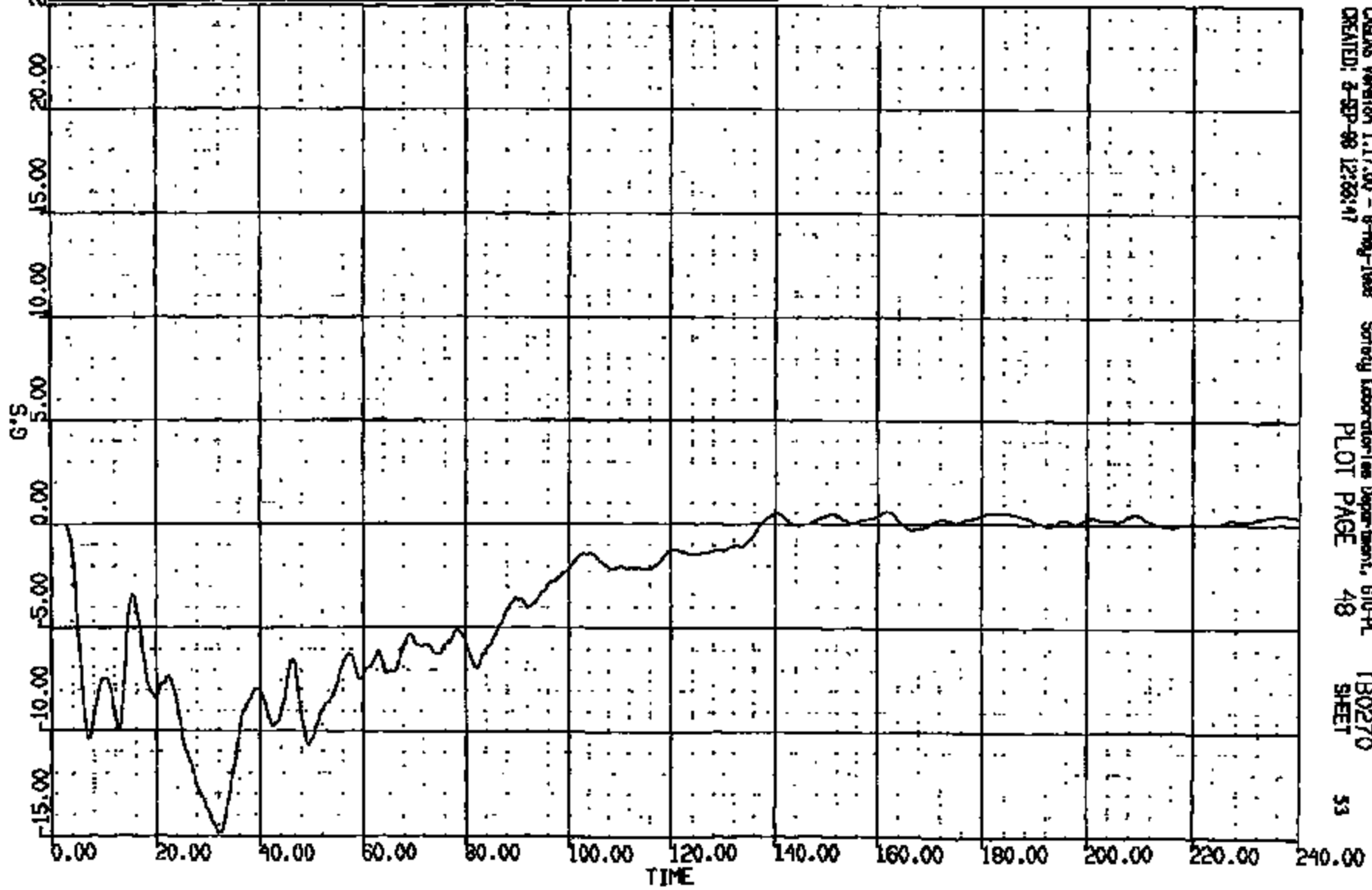
CRS Version 1.17.00 - 8-May-1988 Safety Laboratories Department, 610-PL TB0270
CREATED: 8-SEP-88 12:22:58 PLOT PAGE 11 SHEET 52

CRIS 0011180

NR R: 11180 TO: TB0270 DATE: 880903 12:18:48
N000 D-188

(26) CRILLBOT R ROCKER @ B-PILLAR LONG 60C
MAX = 0.6265 at 161.9 HS MIN = -11.85 at 32.21 HS

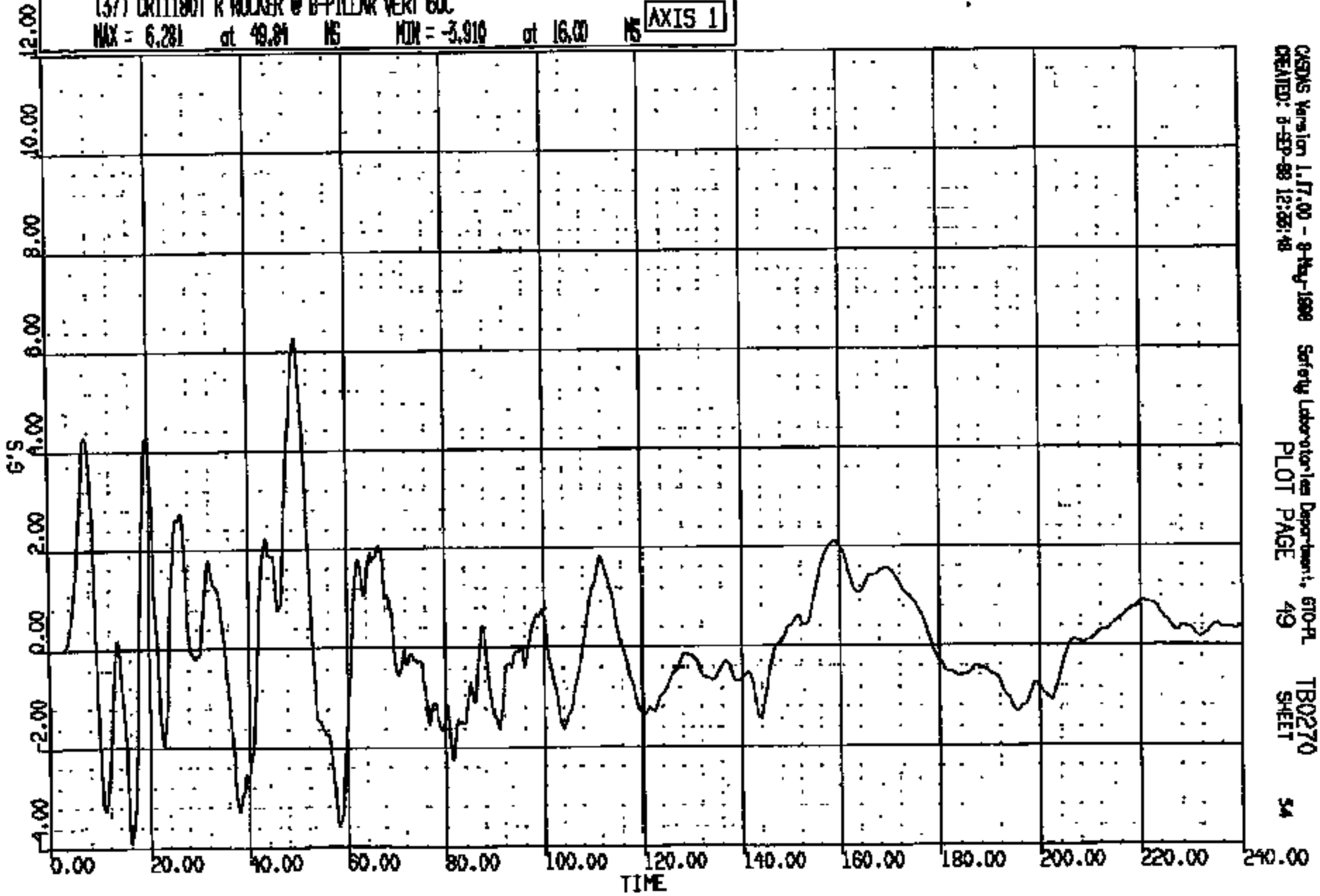
AXIS 1



CRTS 0011180

CR R: 11180 TO: TB0270 DATE: 880905 12:18:48
2000 D-188

(37) CR11180T R WICKER @ B-PILLAR VERT 60C
MAX = 6.281 at 49.84 NS MDR = -3.910 at 16.00 NS **AXIS 1**

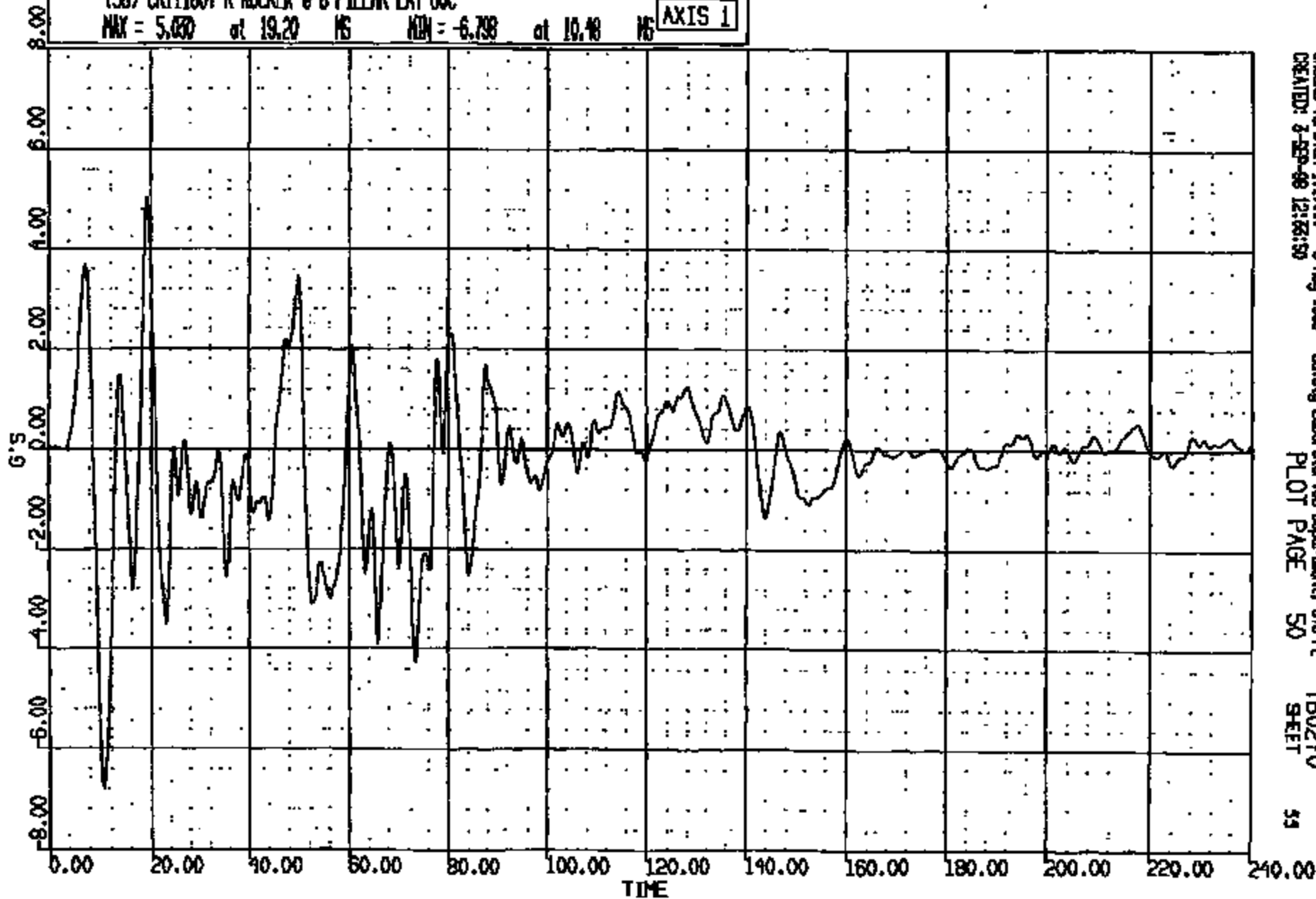


OSGMS Version 1.17.00 - 9-May-1989 Safety Laboratories Department, 610-PL TB0270
CREATED: 8-SEP-88 12:28:48 PLOT PAGE 49 SHEET 54

CRTS 0011180

CR R: 11180 TO: TB0270 DATE: 080903 12:18:48
2000 D-188

(38) CR11180T R ROCKER @ B-PILLAR LAT 60C
MAX = 5.030 at 19.20 MS MIN = -6.798 at 10.48 MS **AXIS 1**



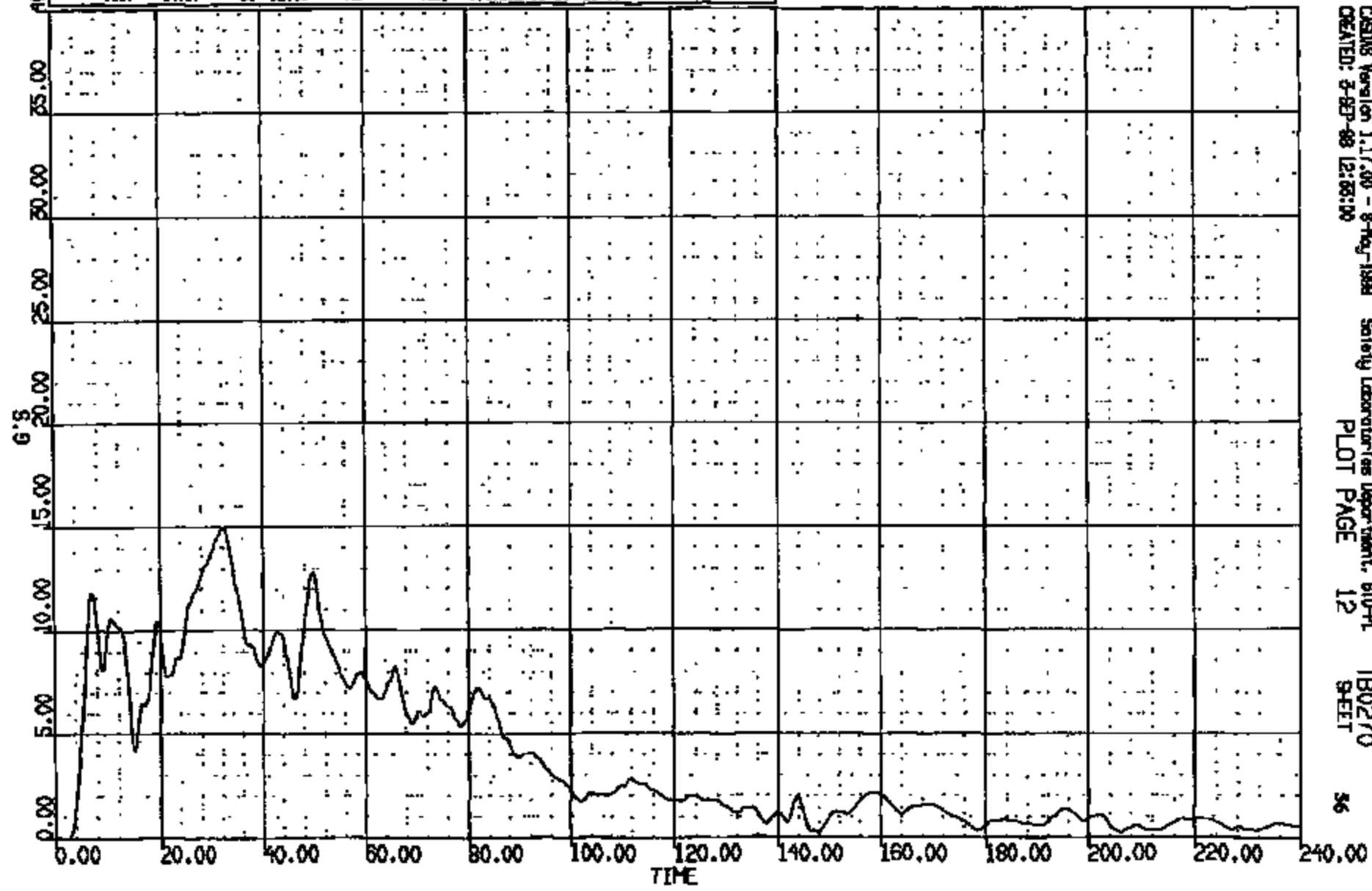
CASAS Version 1.17.00 - 9-May-1988 Safety Laboratories Department, 610-PL
CREATED: 3-SEP-98 12:18:59 PLOT PAGE 50 TB0270
51 SHEET

CRTS 0011180

CR R: 11180 TC: TB0270 DATE: 880905 12:18:48
2000 D-188

(10002) CR11180T R ROCKER @ B-PILLAR RES 60C
MAX = 14.97 at 32.16 NS MIN = 0.1716E-01 at 2.480 NS

AXIS 1

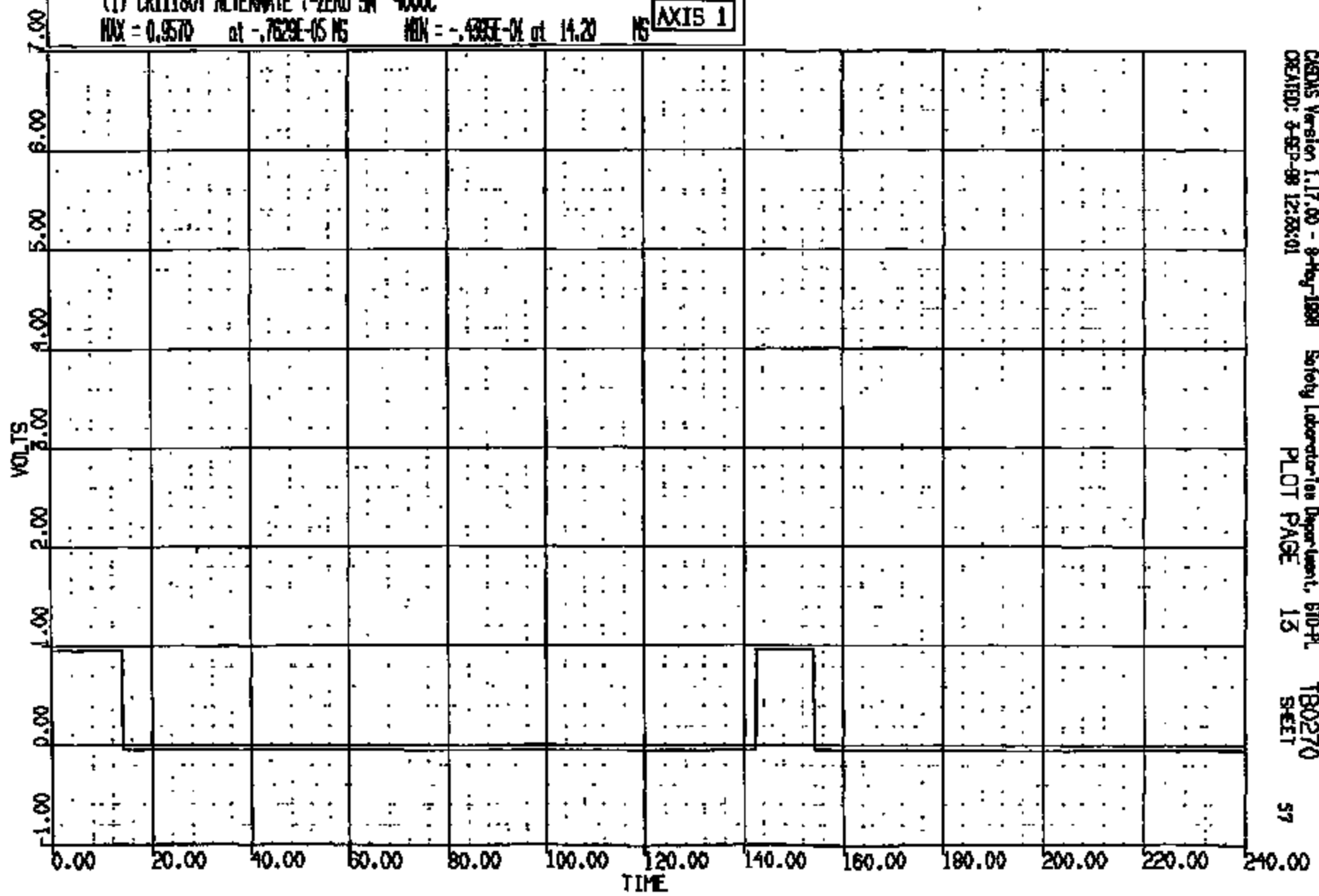


CRTS 0011180

CRS08 Version 1.17.00 - 8-May-1998 Safety Laboratories Department, BUD-PL TB0270
CREATED: 8-SEP-98 12:55:00 PLOT PAGE 12 SHEET 36

CR #: 11180 TO: TB0270 DATE: 880905 12:16:48
2000 D-188

(1) CR1180T ALTERNATE (-ZERO SW 400C
MAX = 0.9570 at -.7629E-05 MS MIN = -.4935E-04 at 14.20 MS **AXIS 1**



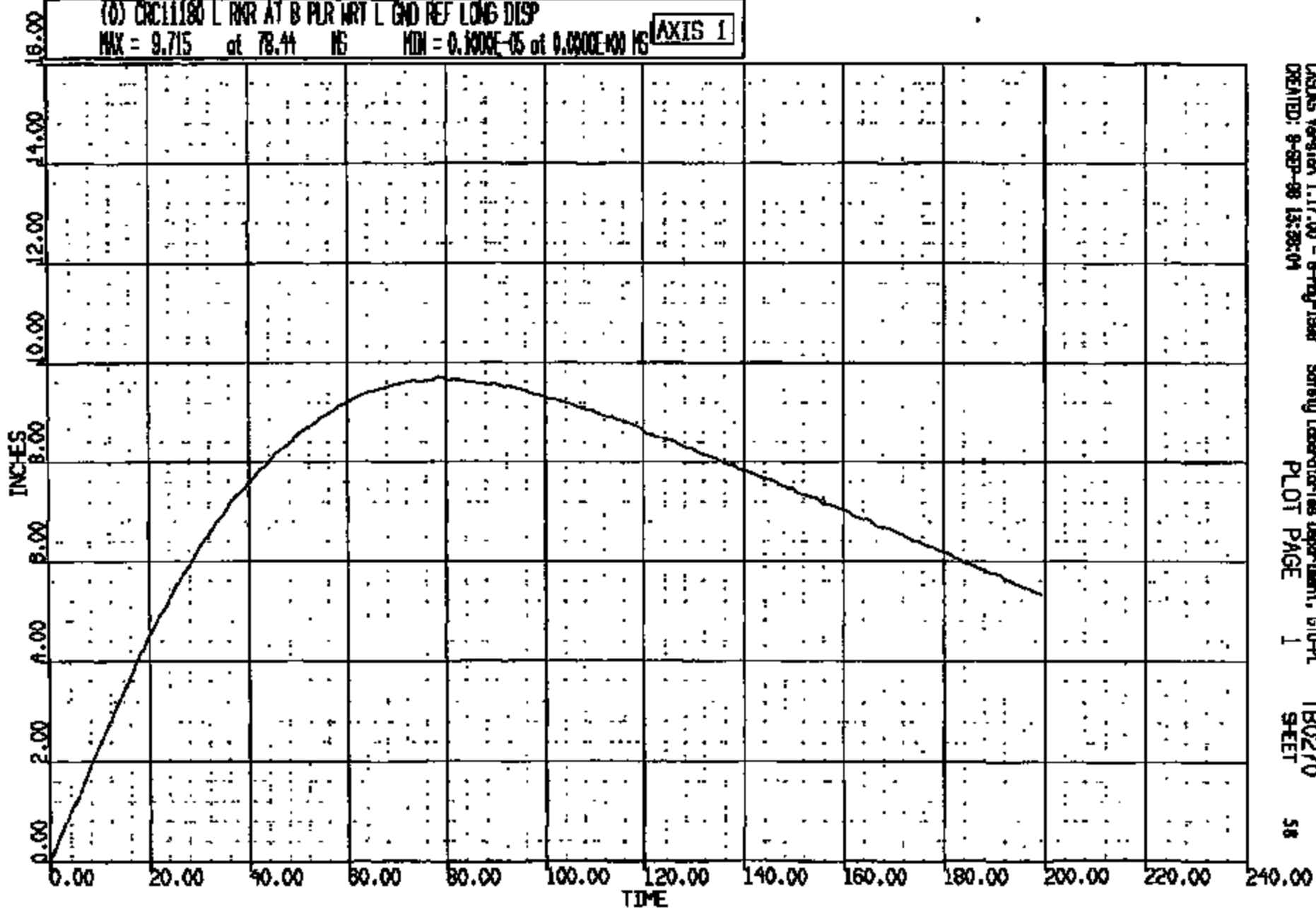
CRIMS Version 1.17.00 - 8-May-1998 Safety Laboratory Department, SIO-PL TB0270
CREATED: 8-SEP-88 12:58:01 PLOT PAGE 15 SHEET 57

CRIS 001180

CR R: 11180 TO: TB0270 DATE: 980908 12:16:48
R000 D-108

(0) CR011180 L RMR AT B PLR WRT L GND REF LONG DISP
MAX = 9.715 at 78.44 MS MIN = 0.000E-05 at 0.000E+00 MS

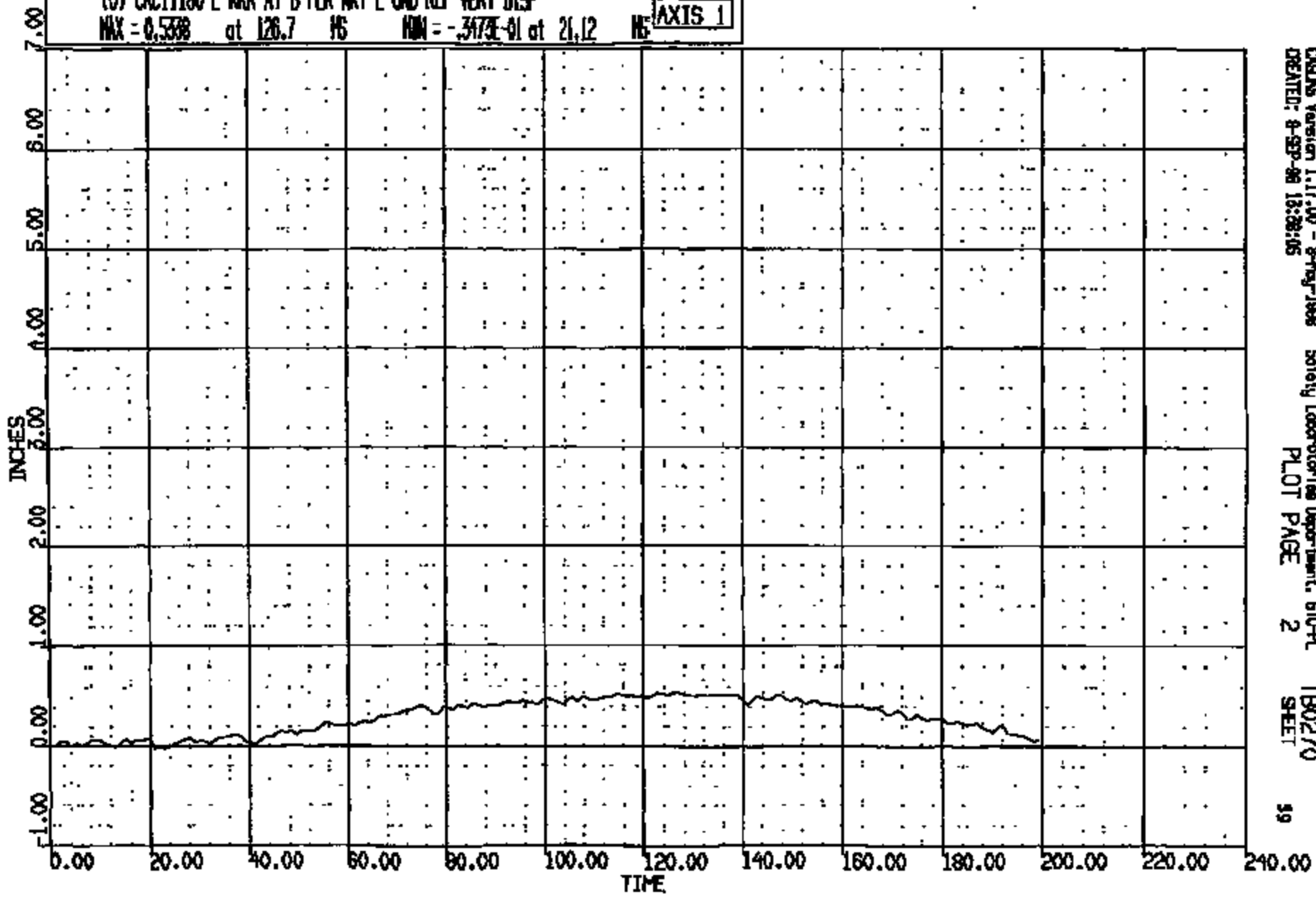
AXIS 1



CRTS 0011180

CR R: 11180 TO: T80270 DATE: 980908 12:16:48
2000 D-188

(0) CRC11180 L RKR AT B PLR WRT L GND REF VERT DISP
MAX = 0.5388 at 126.7 HS MIN = -.3173E-01 at 21.12 HS AXIS 1

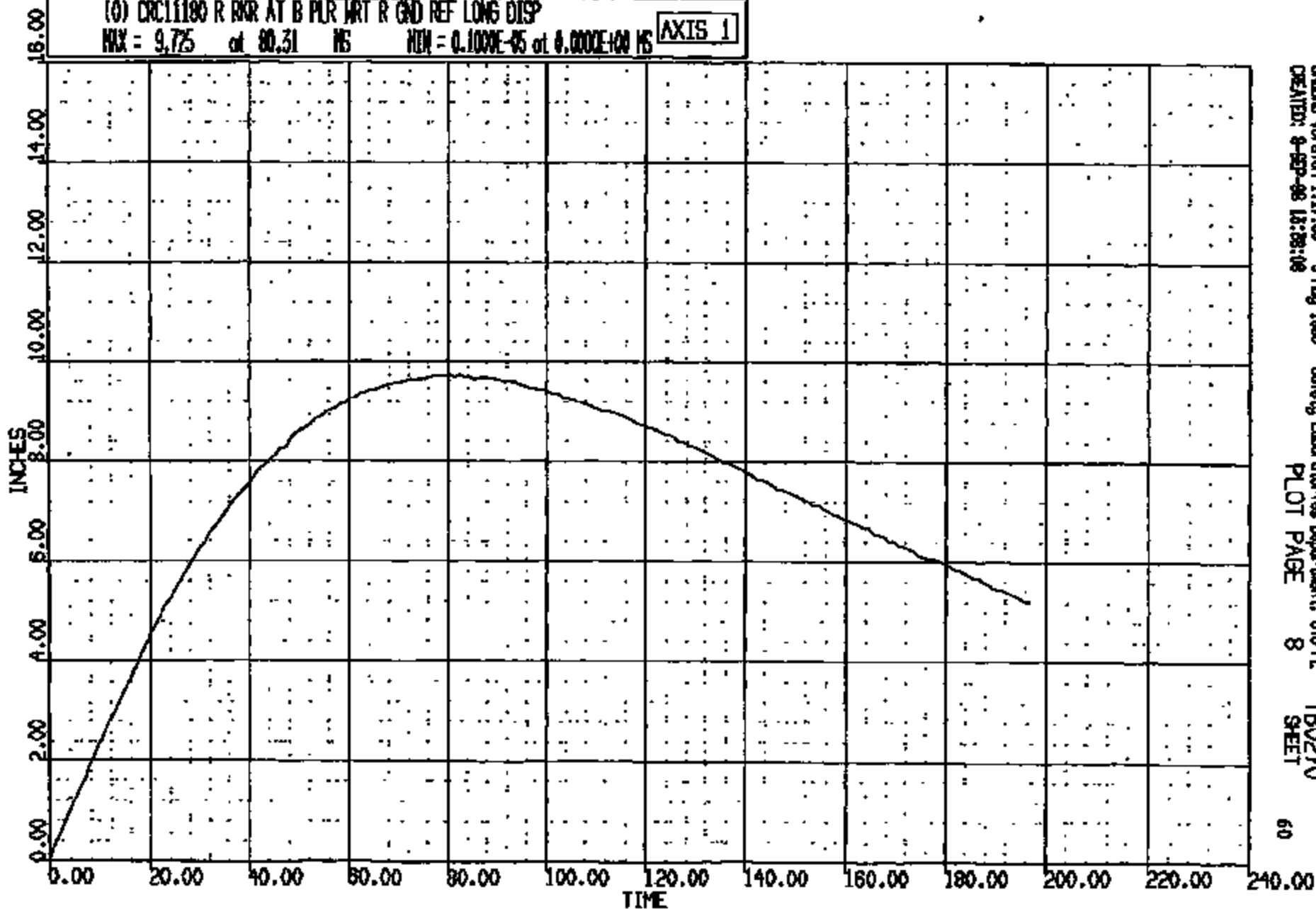


CRTS 0011180

CADENS Version 1.17.00 - 8-May-1998 Safety Laboratory Department, STC-PL T80270
CREATED: 8-SEP-98 13:28:05 PLOT PAGE 2 SHEET 99

CR R: 11180 TO: TB0270 DATE: 880808 12:18:48
R000 D-188

(0) CXC1180 R RNR AT B PLR ART R GND REF LONG DISP
MAX = 9.75 at 80.31 MS MIN = 0.100E-05 at 0.000E+00 MS **AXIS 1**



CRS08 Version 1.17.00 - 8-May-1988
CREATED: 8-SEP-88 18:28:08

Safety Laboratories Department, G10-PL
PLOT PAGE 8

TB0270
SHEET

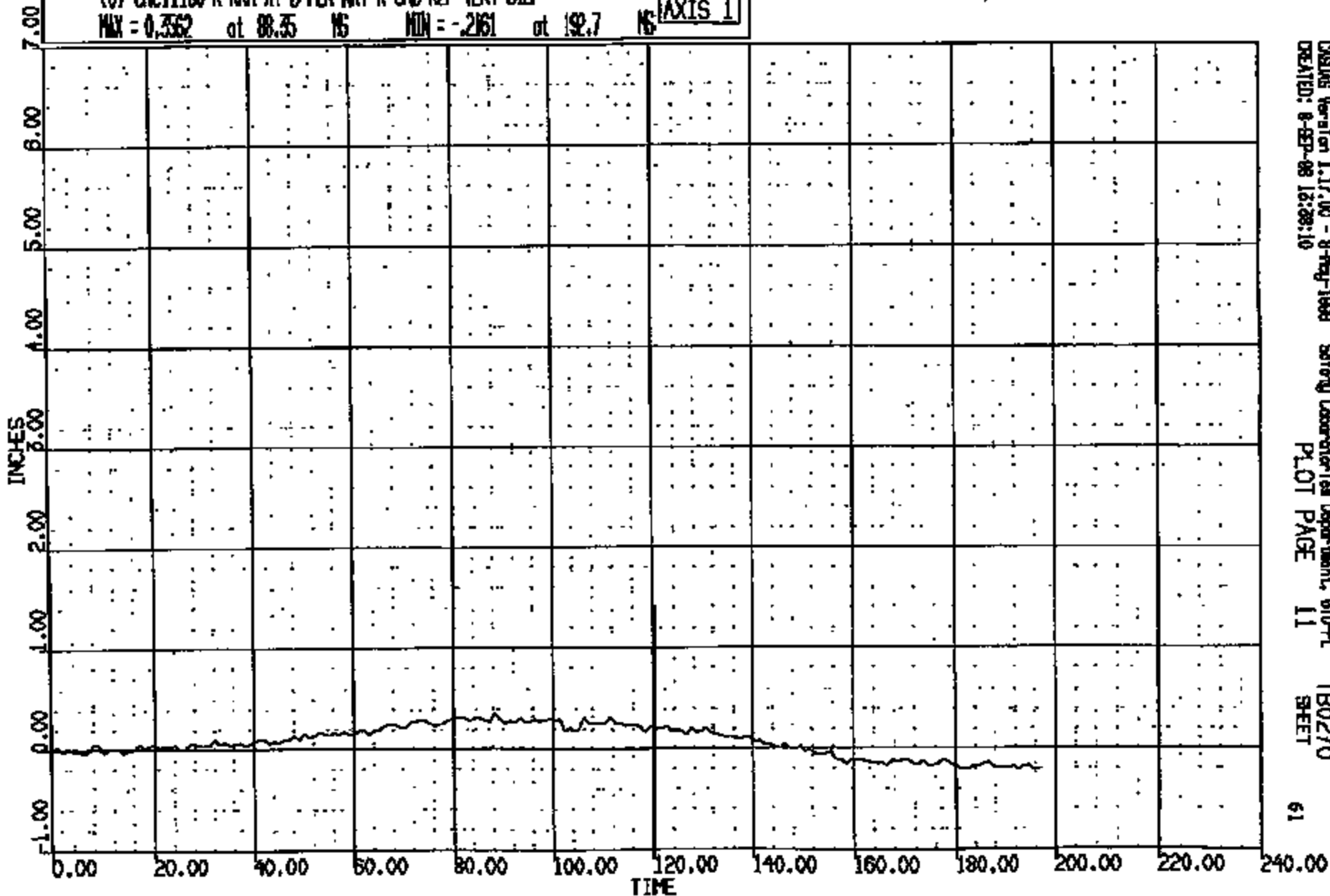
60

CRIS 0011180


CR R: 11180 TO: TB0270 DATE: 880903 12:18:48
R000 0-188

(0) CR011180 R ROR AT B PLR HRT R GND REF VERT DISP
MAX = 0.3562 at 88.35 NS MIN = -.2161 at 192.7 NS

AXIS 1



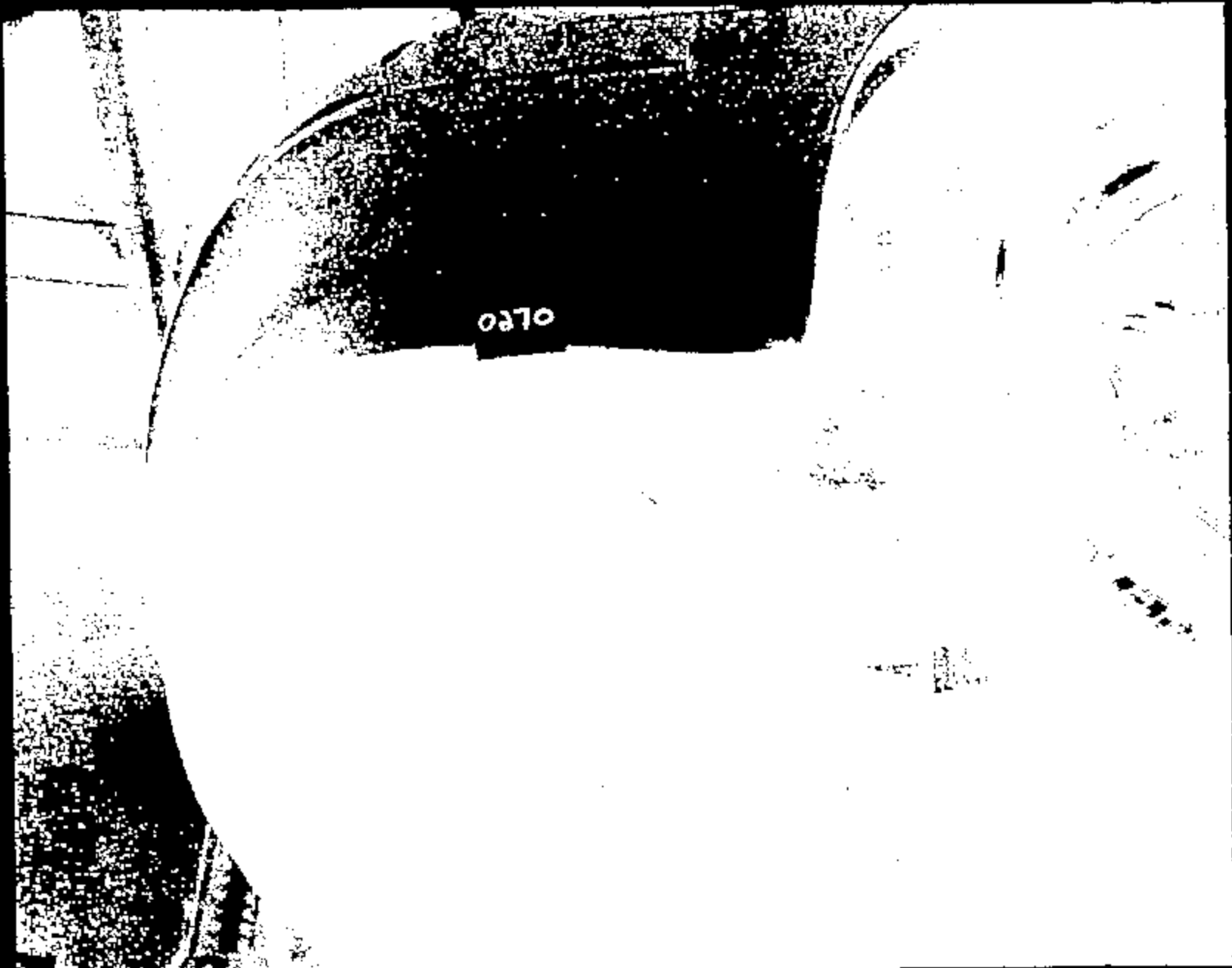
CRS011180
CRITS 0011180
CRIST Version 1.17.00 - 8-May-1988 Safety Laboratories Department, STD-PL
CREATED: 8-SEP-88 12:28:10 PLOT PAGE 11 TB0270
SHEET



Name :

11180001.JPG


CRTS 0011180



0370


Name: 11180002.JPG

CRTS 0011180



Name: 11180003.JPG


CRTS 0011180



Name:

11180004.JPG

CRTS 0011180



Name :

11180005.JPG


CRTS 0011180



Name:

11180006.JPG


CRTS 0011180



Name :

11180007.JPG


CRTS 0011180



CRTS 0011180

Name:

11180008.JPG



Name :

11180009.JPG

CRTS 0011180




Image: 11180010.JPG

CRTS 0011180



Name :


11180011.JPG

CRTS 0011180



Name :


11180612 .JPG




Name :

12180013.JPG

CRTS 0011180





Name:

11180015.JPG

CRTS 0011180



Name:

11180016.JPG


CRTS 0011180



Name:


11180017.JPG

CRTS 0011180



Name: 11180018.JPG


CRTS 0011180



Name:


11180019.JPG

CRTS 0011180



Name: 11180020.JPG


CRTS 0011180



Name :

11180021.JPG

CRTS 0011180



Name: 11180022.JPG


CRIS 0011180




Name: 11180023.JPG



Name: 11180024.JPG






Name :

11180026.JPG


CRTS 0011180



Name :

11180027.JPG

CRTS 0011180



Name:

11180028.JPG


CRTS 0011180



RAMM 1

11180029.JPG


CRTS 0011180



Name:


11180030.JPG

CRTS 0011180



Name:

11180031.JPG



Name: 11180032.JPG

CRTS 0011180




0370

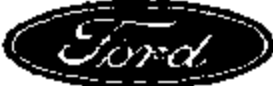
Name :

11180033.JPG

CRTS 0011180



Name: 11180034.JPG

 GTO Test Request		Requestor/Coordinator (PROPS ID):	
		KEWING	
Testing Activity: Cash Barrier Test Lab		Date Submitted: 12-AUG-88	Requested Completion Date: 21-AUG-88
Requestor Reference Number:			
Test Procedure Number: ST-14	Test Title and / or Subject of Test: 2000 D180 CP 14mph Barrier Sensor Verification		
Requestor Dept No.: T851 AV2215A	Workshop/Work Order Number: F09	Test conducted to certify control item compliance with Government Regulations: Yes: <input type="checkbox"/> No: <input checked="" type="checkbox"/>	
Requestor PROPS I.D.: KEWING	Requestor Name: KURT EWING		
Complete the following two questions as indicated 1 - Reason(s) for not replacing this test by CAE Analysis: <input type="checkbox"/> No CAE Methodology or process available <input type="checkbox"/> For CAE Correlation <input type="checkbox"/> Insufficient confidence in CAE <input type="checkbox"/> To obtain basic data for CAE <input type="checkbox"/> Replacement or improvement of existing Test <input type="checkbox"/> Testing is Quicker <input type="checkbox"/> Mandatory or Regulatory <input type="checkbox"/> Certification <input type="checkbox"/> Development test for P88 <input type="checkbox"/> Not applicable Other: Verification (Check appropriate boxes)		2 - What is the expected Test Outcome: <input checked="" type="checkbox"/> Results will meet DVPPWOR requirements <input type="checkbox"/> System Component will not meet Test specification <input type="checkbox"/> Unknown <input type="checkbox"/> Above is Based on CAE? Other: (Check appropriate boxes)	
Test Purpose/Test Procedure or Description of Test T857-ST-14 Barrier Collision Test - Steer Col., Wheelid, Fuel Sys (Infants Prod)			
<div style="border: 2px solid black; padding: 5px; width: fit-content; margin: auto;"> <p>"RECORD COPY"</p> <p>Schedule No. <u>2-2-12</u></p> <p>Retain Until <u>2018</u></p> </div>			
Signature Approvals (As Required for Control Purposes)			
Requesting Engineer <u>KURT EWING</u>		Testing Engineer _____	
Requesting Supervisor/Manager <u>JM BOLAND</u>		Testing Supervisor _____	

BARRIER TEST REQUEST

TB0270

TEST OBJECTIVE: VERIFICATION, AIR BAG SENSOR
 IMPACT SPEED (MPH) = 14
 TEST PROCEDURE: ST-14
 IMPACT TEST VEHICLE FRONTALLY INTO 90 DEGREE RIGID BARRIER.

TEST VEHICLE TAG: 678W308
 TEST VEHICLE VIN: 1NALP52U1Y8100889
 MODEL: D188
 MODEL YEAR: 2000
 TASK NO.: F08
 BILLABLE DEPT.: T891
 PDL: CDD-0080

FUEL: TYPE = NONE FILL LEVEL (GAL.) = 0

TIRE PRESSURE (PSI): FRONT = 30 REAR = 30 SPARE = NA
 CURB WEIGHT (LBF.): FRONT = 2131 REAR = 1183 TOTAL = 3314
 TEST WEIGHT (LBF.): FRONT = 2318 REAR = 1998 TOTAL = 4316
 +/- = 25

ACTUAL WT.
 F: 2310
 R: 2005
 4315

RIDE HEIGHTS (IN.): FRONT = LEVEL RKR +/- = TO GROUND REAR = LEVEL RKR +/- = TO GROUND

WEIGH UP INSTRUCTIONS:

MAY REMOVE: DECKLID
 DO NOT PLACE WEIGHT: FRONT FOOTWELLS, OR UNDERHOOD LOCATIONS OTHER THAN IN ENGINE (SEE BELOW).
 MAX ADD TO ENGINE: 75 LBF.
 LOAD TO TEST WEIGHT & LEVEL ROCKERS WRT GROUND.
 SPRING INSERTS ACCEPTABLE.

OCCUPANT TYPE: LEFT FRONT = HYBRID 2 50TH %
 RIGHT FRONT = HYBRID 2 50TH %

DUMMY POSITIONING: ST-14 DRIVER FOOT REST: YES

SEAT POSITIONING:

	LONG	VERT	BACK ANGLE (DEG.)	PKG CHK.
LEFT FRONT =	MID	FULL DWN	27.2 (FRAME)	N
RIGHT FRONT =	MID	FULL DWN	27.2 (FRAME)	N

NOTE TO DAMAGE LAB: PLEASE RECORD BODY COORDINATES OF ROCKER & PELAR TOTALS.

KLE 9/27/98

RESTRAINTS USAGE:

	BELT	PYRO BELT	FRT BAG	SIDE BAG
LEFT FRONT =	NA	NA	NA	NA
RIGHT FRONT =	NA	NA	NA	NA

NOTE: PRETENSIONERS ARE @ BUCKLE IF SO EQUIPPED

BARRIER TEST REQUEST

TB0270

SENSOR SYSTEM: RECORD SENSOR OUTPUTS, SEE INSTRUMENTATION REQUEST & SENSOR MAP

DIMENSIONAL ANALYSIS: NONE

STILL PHOTO: STANDARD PRE & POST TEST

HIGH SPEED FILM:

OFFBOARD			ONBOARD		NOTES
1	RIGHT	OVERALL			
2	RIGHT	DUMMY KINEMATICS			
3	LEFT	OVERALL			
4	LEFT	DUMMY KINEMATICS			
5	OVERHEAD	OVERALL			
6	OVERHEAD	A-PILLAR FORWARD			
7	PIT	A-PILLAR FORWARD			
TOTAL OFFBOARD =			7	TOTAL ONBOARD =	0

FILM ANALYSIS: LEFT ROCKER DISP. & VELOCITY @ B-PILLAR WRT GROUND
 RIGHT ROCKER DISP. & VELOCITY @ B-PILLAR WRT GROUND
 LEFT DUMMY HEAD DISP. & VELOCITY WRT LEFT ROCKER @ B-PILLAR
 RIGHT DUMMY HEAD DISP. & VELOCITY WRT RIGHT ROCKER @ B-PILLAR

DIGITIZED FILM:

NA			
----	--	--	--

SPECIAL BUILD INSTRUCTIONS:

- 1 UPDATE ROLL RESTRICTOR
- 2 UPDATE SENSOR SYSTEM (SEE SENSOR MAP FOR PART DESCRIPTIONS & SERIAL NUMBERS)
- 3 REMOVE AIR BAGS

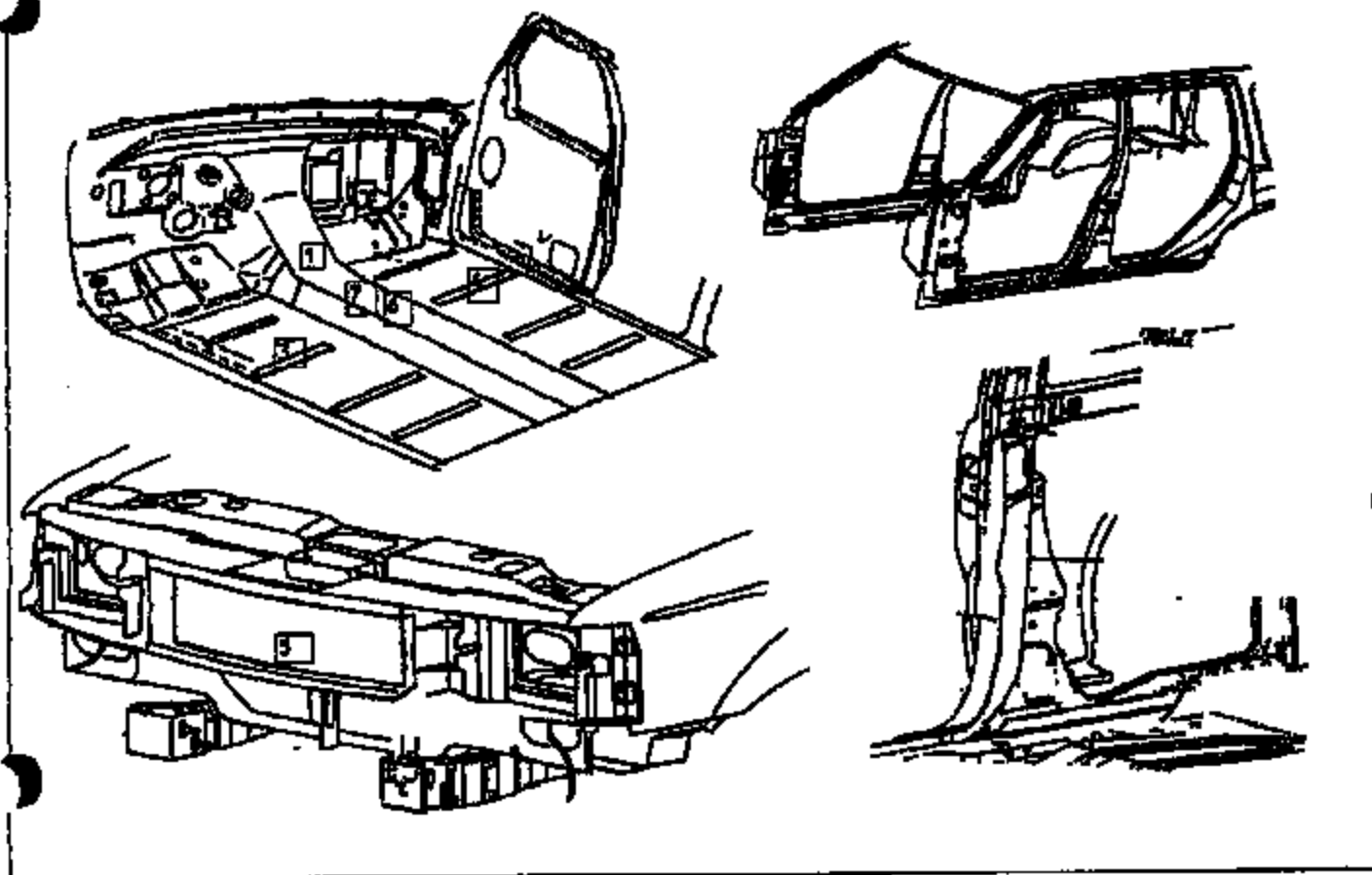
CONTACTS:

	NAME	PHONE	PAGER
REQUESTOR:	K. EWING	24-88188	KEM
BLD. COORD:	EL. FABANO	32-30646	BPAG
SUPERVISOR:	K. ARTHURS	98-05156	KART

SENSOR MAP

Vehicle ID: 579W305
Build level: CP

Program: D188
Test Mode: 14 mph Barrier
TA No.: TB0270



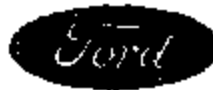
Sensor Channels only

Location Name	Supplier	Output	Nominal (+/-)	Max/Min	Serial #
1 C/F_FLOOR_PAN_B_PWD_TUNNEL (LHD KIRCH Location)	SW001-1	DM01_OUT	0	10	
	SW001-2	DM02_OUT	0	10	
	SW001-3	AB1_OUT	0	10	
	SW001-4	PAS2_OUT	0	10	
	SW001-5	D_PBP_OUT	0	10	
	SW001-6	P_PBP_OUT	0	10	
	SW001-7	D_SAB1_OUT	0	10	
	SW001-8	P_SAB1_OUT	0	10	
	SW001-9	STATUS	5	10	
1 C/F_FLOOR_PAN_B_PWD_TUNNEL	accel	TRIAK	On ground		NA
3 L/F_FLOOR_B_P1_XMR_SEAT_CL	accel	TRIAK			NA
4 R/F_FLOOR_B_P1_XMR_SEAT_CL	accel	TRIAK			NA
5 C/RAD	FCS VISTEON	FCS			2A
5 C/RAD	accel	TRIAK	Wired to FCS		NA

T zero required; 12 volt nominal source
Hard wired: SEAT TRACK (C2-8) 330ohm; DVR buckled (C2-6) 330ohm;
PASS unbuckled (C2-10) 810ohm

Sensor Channels only

Location Name	Supplier	Output	Nominal (+/-)	Max/Min	Serial #
6 PIC_FLOOR_PAN @ TUNNEL	SW002-1	DAB2	0	10	[REDACTED]
	SW002-2	PAB2	0	10	
	SW002-3	DAB1	0	10	
	SW002-4	PAB1	0	10	
6 PIC_FLOOR_PAN @ TUNNEL	ACCEL	TRIAX	ON MODULE		
7 PIC_FLOOR_PAN @ TUNNEL_SM	ACCEL	TRIAX	NEXT TO MODULE		



"RECORD COPY"
 Schedule No. 2-2-12
 Retain Until 2018

CONFIDENTIAL

FINAL TEST REPORT

**Global Test Operations
 Advanced Vehicle Technology**

TO: A. Taub

Test Order No. T-B0787
 Work Task W. O. No. F09
 Test Date 9/28/98
 Date Reported 11/30/98
 Sheet 1 of 46

SUBJECT: Crash Test 11208 (90° Front Bumper Override Impact at 10.0 ± 0.4 mph, 16.1 ± 0.6 km/h) - 2000 Taurus (D186) 4-Door Sedan

REQUESTED BY: Vehicle Safety and CAE Department, Advanced Vehicle Technology - K. Ewing

OBJECT: To obtain development data relative to air bag system sensors.

SUMMARY OF TEST RESULTS: See Section 1.0 for air bag system sensor data.

R. Oda
 Engineering Data Control Analysis

Concur:  11/30/98
 Section Supervisor
 Operations Engineering Section

VEHICLE DATA:

Make and Model	2000 Taurus (D186) 4-Door Sedan	
ID Numbers	1FALP52S2YS100583, 579-W-810, DC090001	
Power Train	3.0L, EFI, Automatic Transaxle	
Fuel Tank(s)	Test Condition: Empty	
Front Seat(s)	Type: Bucket Cover: Cloth Tracks/Position: LF: 6-Way Power/Mechanical Mid and Down RF: Manual/Mechanical Mid Seat Backs/Position: Adjustable/Not Measured Head Restraints/Position: Adjustable/Up	
Restraint System	LF & RF: 3-Point Continuous Loop Active Belts	
Occupants	LF & RF: Water-Filled Containers (Simulating 50th Percentile Male, Hybrid II, Uninstrumented Dummies)	
Test Weight	Front: 2132 lb (967 kg) Rear: 2001 lb (908 kg) Total: 4133 lb (1875 kg)	
Tires	Front: P215/60R16 Rear: P215/60R16 Spare: Removed	30 psi (207 kPa) 30 psi (207 kPa)
Significant Content or Accessories:	Air Conditioning, Power Steering, Power Brakes, Tilt Steering Wheel	

GENERAL TEST COMMENTS:

1. Test Procedure

The test was performed according to the following Corporate test procedure(s):

Fixed Barrier Collision, T657-ST-14 dated July 17, 1996.

1.1 Vehicle Alignment

The test vehicle was aligned perpendicular and in line to a fixture simulating the rear of a large truck mounted to the fixed barrier face. The fixture was mounted to the fixed barrier such that its lower edge was 28.8 inches above the ground.

2. Remarks

Crash movies, pre- and post- crash still images of the test vehicle and copies of this report are available through the Operations Engineering Section, Safety Laboratories Department, GTO. The crash still images are stored and archived on CD ROMs. The file names of the still images are listed under crash number and a three digit sequence number which are 11208001 through 11208085.

TEST RESULTS:**1.0 Sensor Development**

Time histories of the air bag/sensor(s) are included in this report.

Time histories of any requested derived data (i.e. integrations, etc.) were given to the requesting activity and are not included in this report.

2.0 Vehicle Crush, Film Analysis and/or Instrumentation Data

	<u>Maximum Dynamic Longitudinal Crush</u>	
	<u>in.</u>	<u>(mm)</u>
Left Side	16.0	(406)
Right Side	15.8	(401)

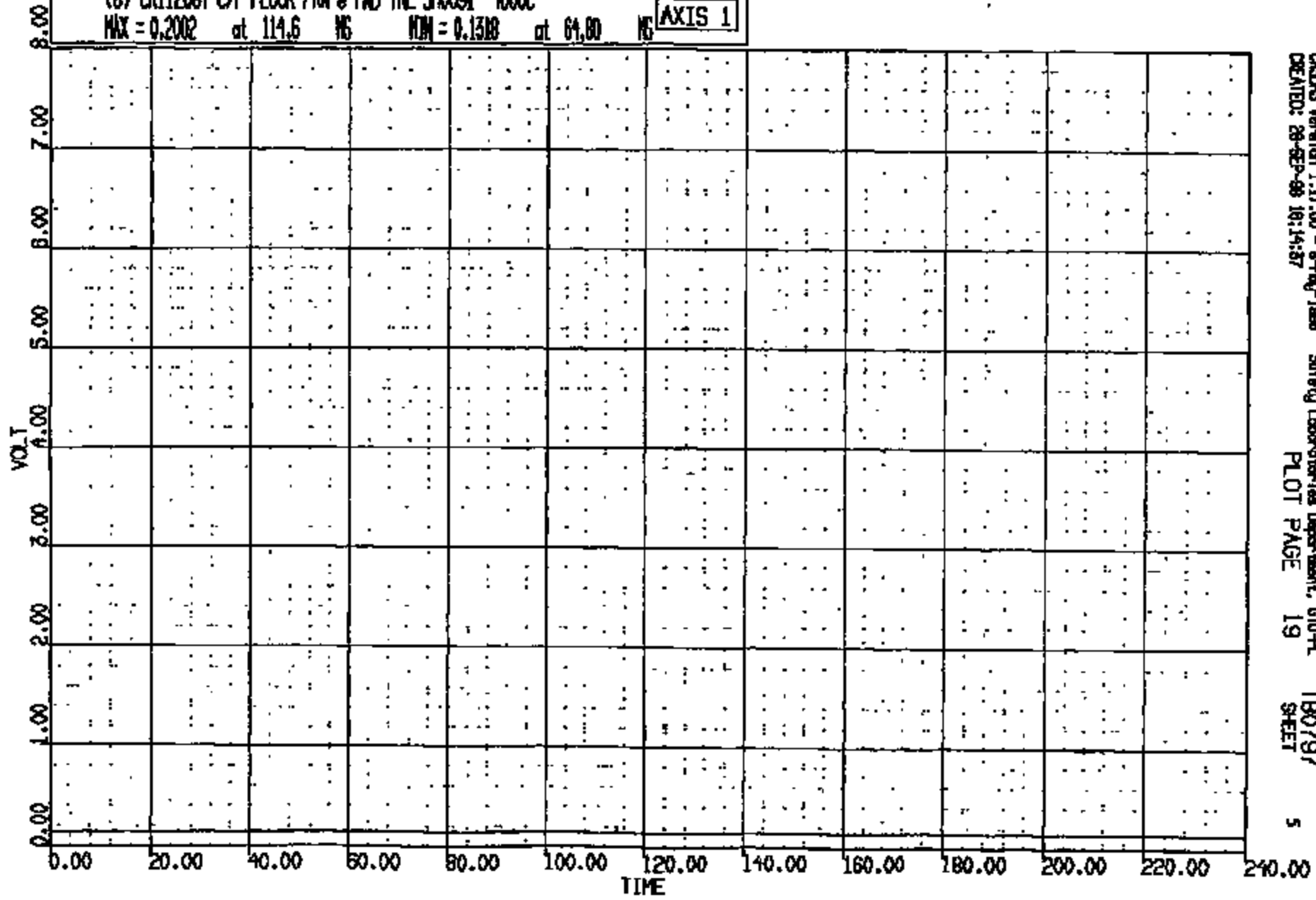
Time histories of the vehicle accelerations and other instrumentation are included in this report.

Time histories of vehicle dynamic displacements obtained from Film Analysis are included in this report.

Time histories of any requested derived data (i.e. integrations, etc.) were given to the requesting activity and are not included in this report.

CR R: 11208 TO: TB0797 DATE: 980928 15:58:22
2000 D-188

(8) CRT12081 C/F FLOOR PAN @ FWD TNL SMOO91 4000C
MAX = 0.2002 at 114.6 NS NOM = 0.1318 at 64.00 NS **AXIS 1**

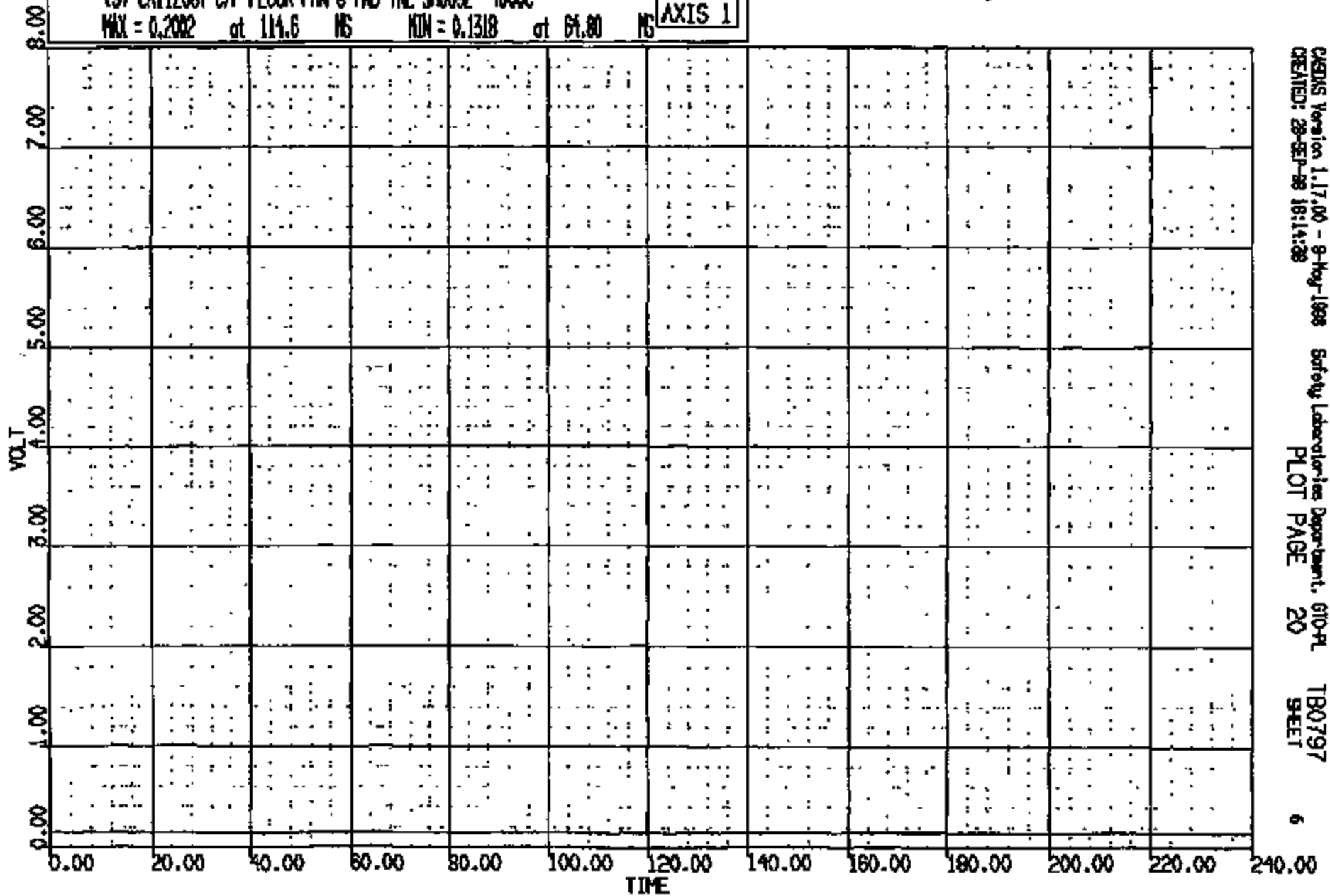


CHEMIS Version 1.17.00 - 8-May-1998 Safety Laboratories Department, GTO-PL
CREATED: 28-SEP-98 10:14:37 PLOT PAGE 19 TB0797
SHEET 5

CRTS 0011208

CR R: 11208 TO: TB0797 DATE: 880828 15:58:22
2000 D-188

(9) CR11208T C/F FLOOR PAN @ FWD TML 500032 4000C
MAX = 0.2082 at 114.6 NS MIN = 0.1318 at 64.00 NS **AXIS 1**



CRSIS Version 1.17.00 - 9-May-1998
CREATED: 28-SEP-88 16:14:38

Safety Laboratories Department, 610-PL
PLOT PAGE 20

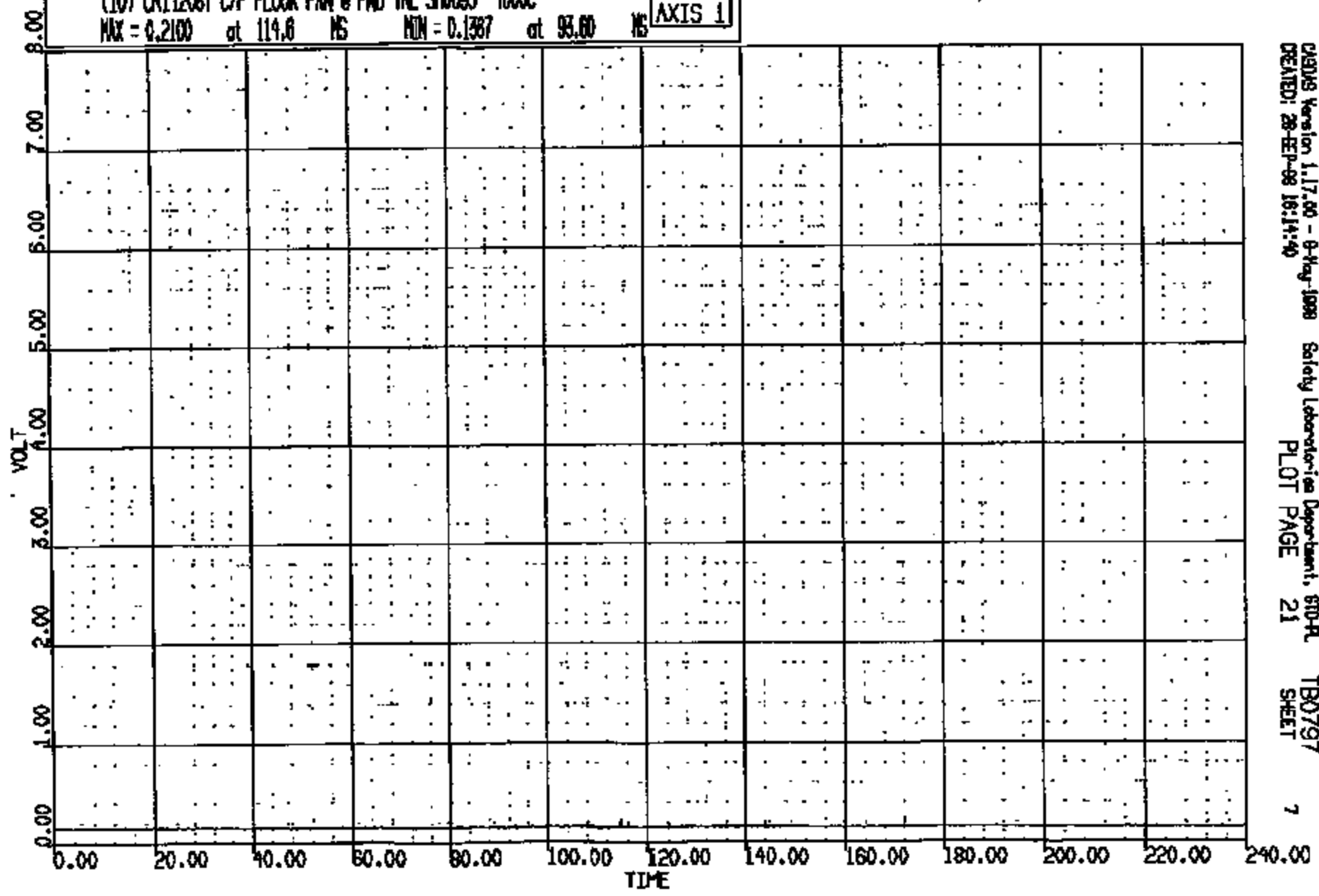
TB0797
SHEET

6

CRTS 0011208

CR R: 11208 TO: TB0797 DATE: 980926 16:58:22
2000 D-188

(10) CR112081 C/F FLOOR PAN @ FWD TNL SMOO3 4000C
MAX = 0.2100 at 114.0 NS MIN = 0.1387 at 93.00 NS **AXIS 1**

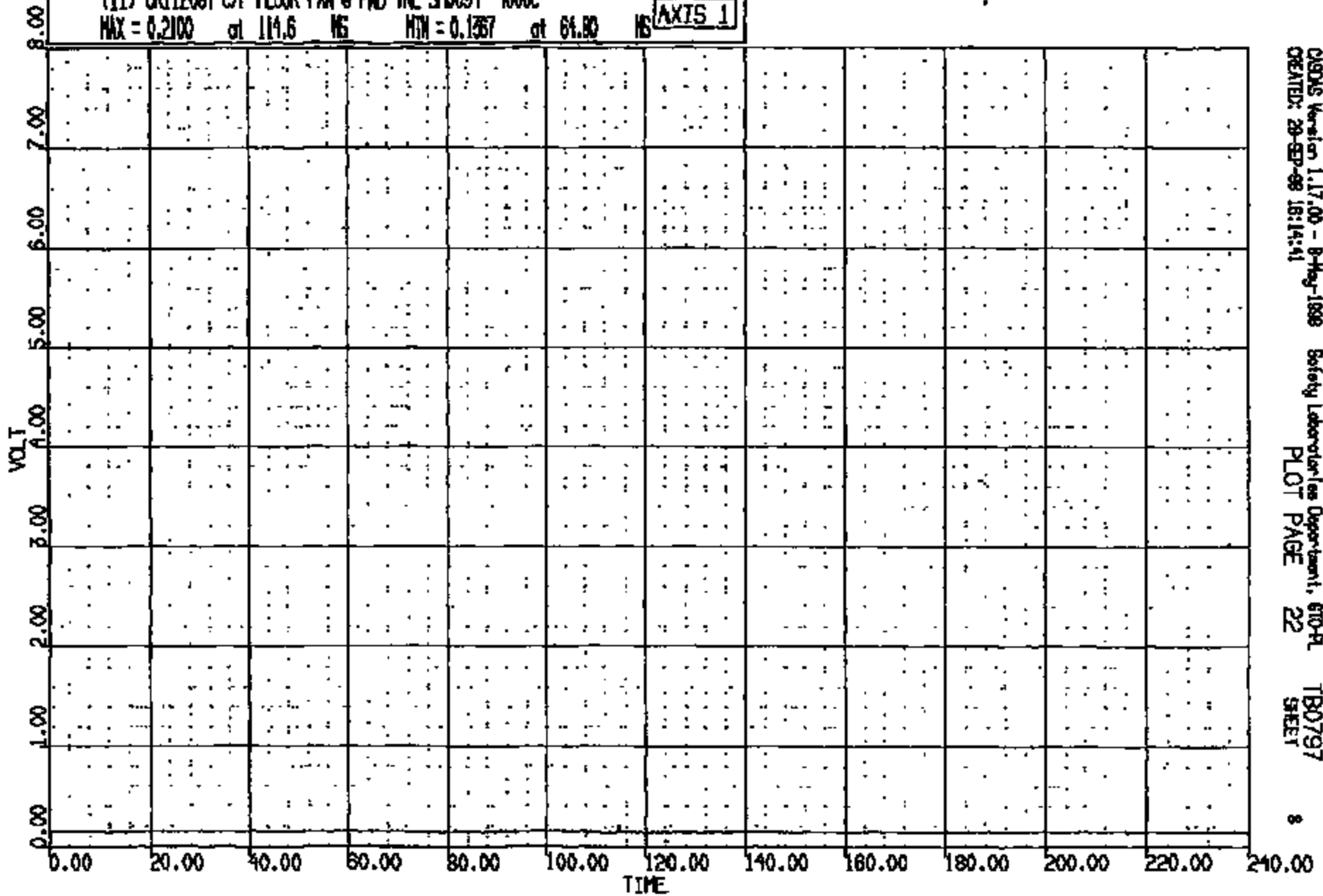


CAEWS Version 1.17.00 - 6-May-1998 Safety Laboratory Department, STD-PL
CREATED: 28-SEP-98 16:14:40 PLOT PAGE 21 SHEET 7

CRTS 0011208

CR R: 11208 TO: TB0797 DATE: 980928 15:58:22
8000 D-188

(1) OR11208T C/F FLOOR PAN @ FWD TNL 540094 4000C
MAX = 0.2100 at 114.5 MS MIN = 0.1357 at 61.50 MS **AXIS 1**



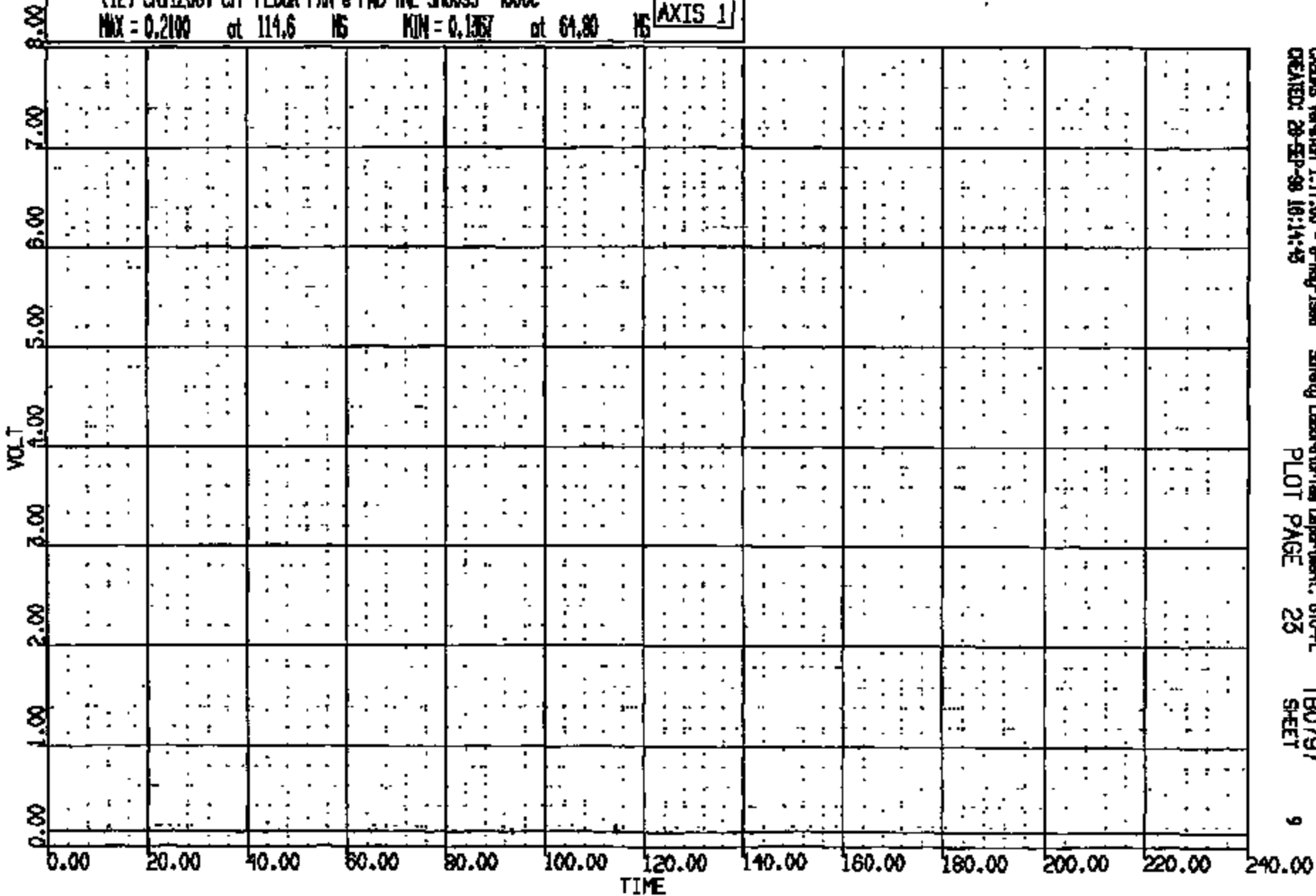
CADDS Version 1.17.00 - 8-May-1998 Safety Laboratory Department, 610-FL
CREATED: 28-SEP-98 16:14:41 PLOT PAGE 22 TB0797 SHEET 8

CRTS 0011208

CR N: 11208 TD: TB0797 DATE: 990928 16:58:22
2000 D-188


(12) CR11208T C/F FLOOR PAN @ FWD INL SMOX95 4000C
MAX = 0.2100 at 114.6 HS MIN = 0.1357 at 64.80 HS

AXIS 1



CR R: 11208 TO: TB0797 DATE: 980928 15:58:22
2000 D-198

(13) CR1208T C/F FLOOR PAN @ FND TNL 540096 4000C
MAX = 0.2100 at 114.6 MS MIN = 0.1357 at 64.80 MS **AXIS 1**

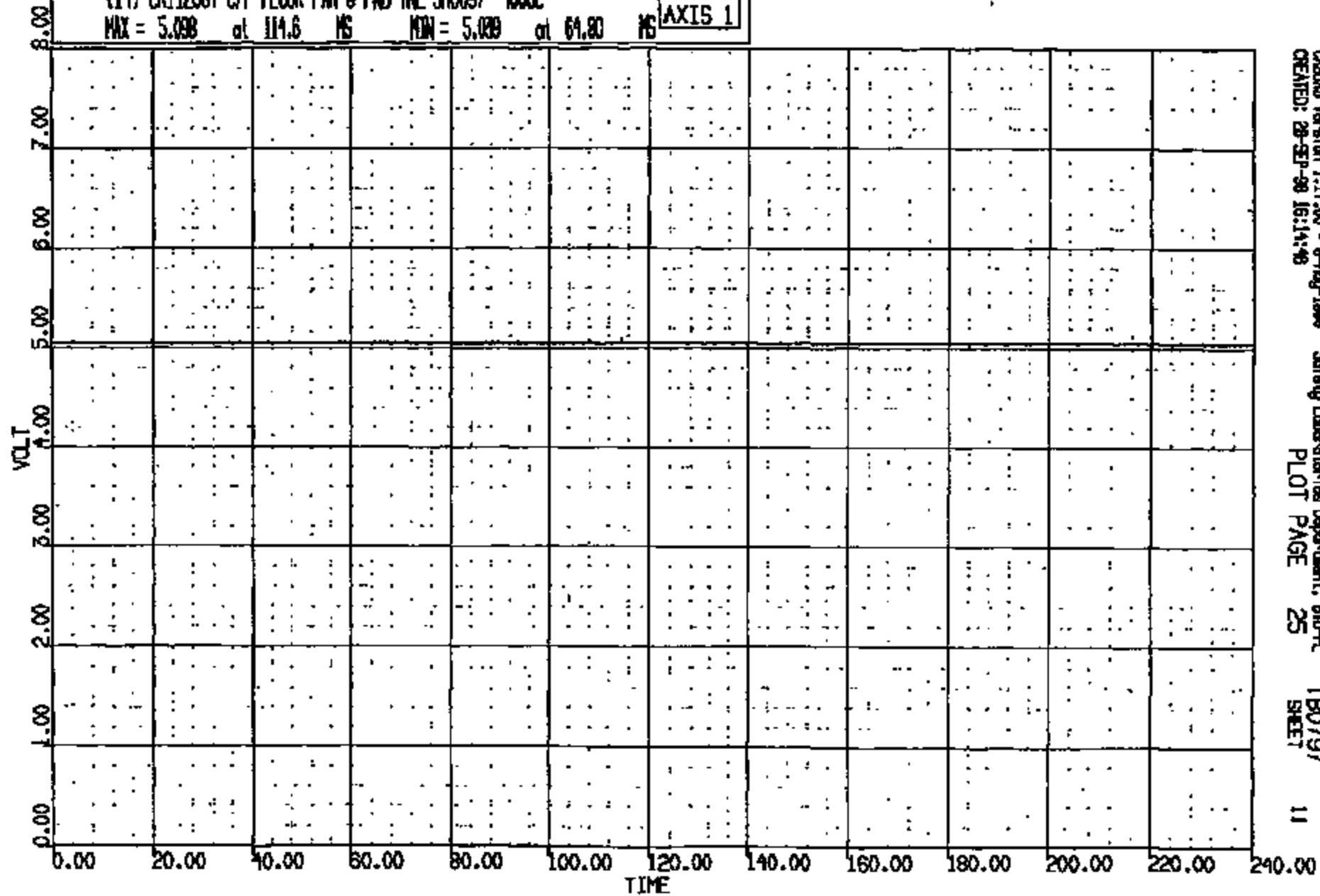


CADSYS Version 1.17.00 - 9-May-1998 Safety Laboratories Department, GTU-FL TB0797
CREATED: 28-SEP-98 18:14:45 PLOT PAGE 24 SHEET 10

CRIS 0011208

CR R: 11208 TO: TB0797 DATE: 980928 15:58:22
2000 D-188

(14) CR11208T C/F FLOOR PAN @ FWD TAIL SH0097 4000C
MAX = 5.038 at 114.6 MS MIN = 5.039 at 64.80 MS **AXIS 1**



CRTS 0011208

CRSIS Version 1.17.00 - 8-Aug-1998
CREATED: 28-SEP-98 16:14:48

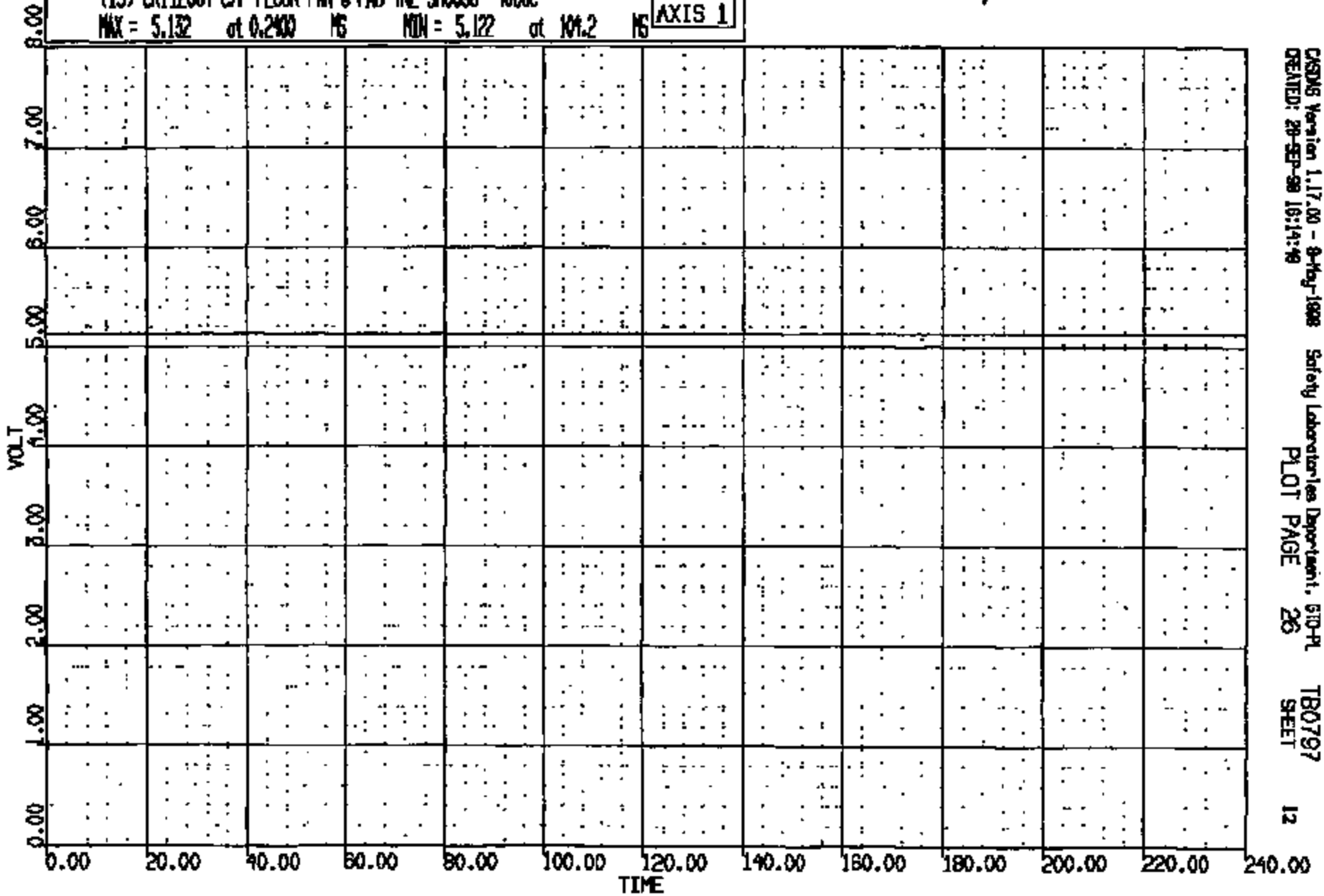
Safety Laboratories Department, STD-FL
PLOT PAGE 25

TB0797
SHEET

11

CR R: 11208 TO: TB0797 DATE: 990928 15:58:22
2000 0-198


(15) CRT1208T C/F FLOOR PAN @ FWD TAIL SH0098 4000C
MAX = 5.132 at 0.2400 MS MIN = 5.122 at 104.2 MS **AXIS 1**



CR R: 11208 TO: TB0797 DATE: 880928 15:58:22
2000 0-188

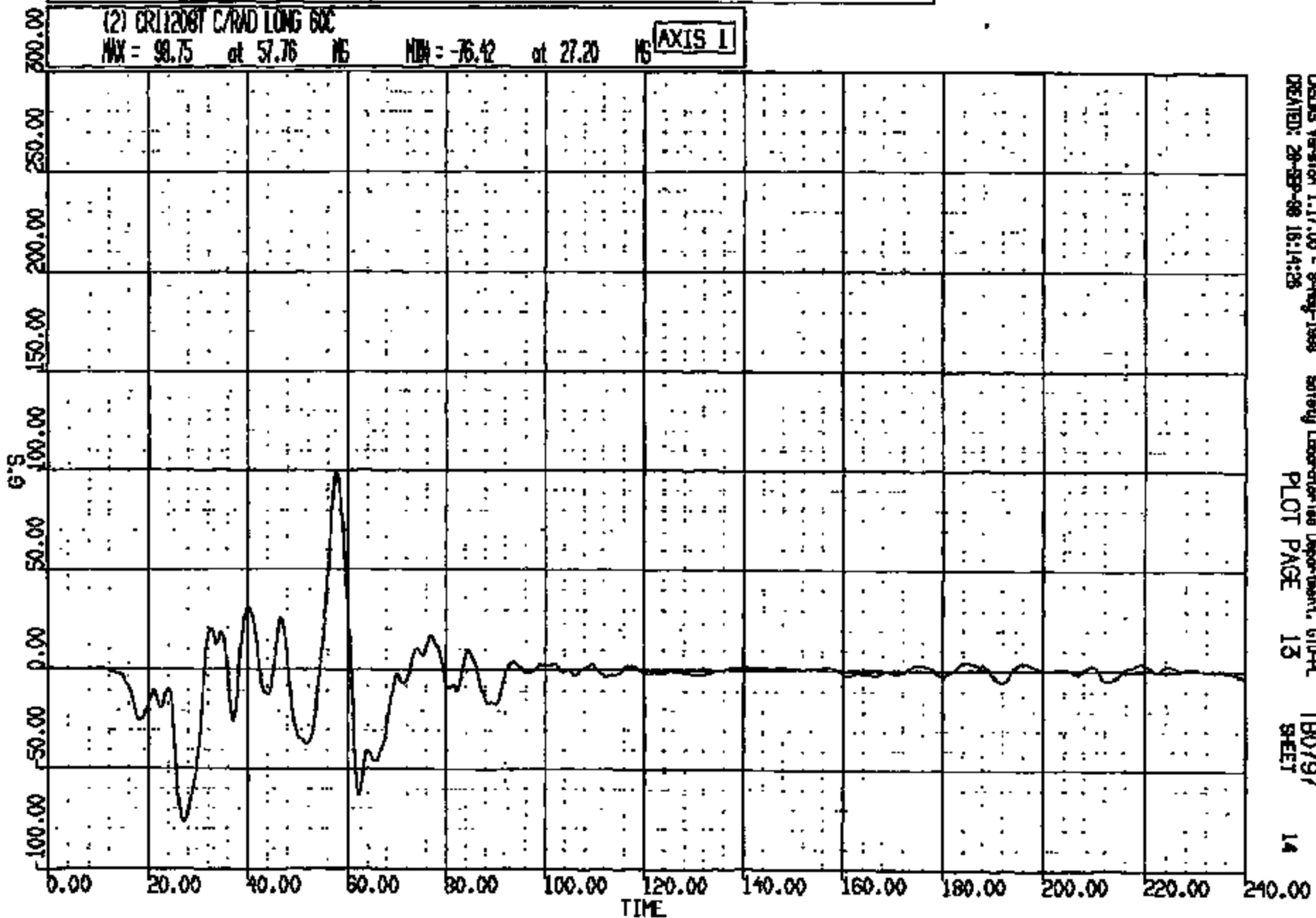
(16) CR11208T C/F FLOOR PAN @ FWD TNL 540039 4000
MAX = 0.0000E+00 at 0.0000E+00 MS MIN = 0.0000E+00 at 0.0000E+00 MS

AXIS 1



CR R: 11208 TO: T80797 DATE: 880928 16:58:22
2000 D-188

(2) CR11208T C/RAD LONG SOC
MAX = 98.75 at 57.76 NS MIN = -76.42 at 27.20 NS **AXIS 1**



CRSIS Version 1.17.00 - 8-May-1988 Safety Laboratories Department, STD-PL
CREATED: 28-SEP-88 16:14:28 PLOT PAGE 13 T80797
SHEET 14

CRTS 0011208

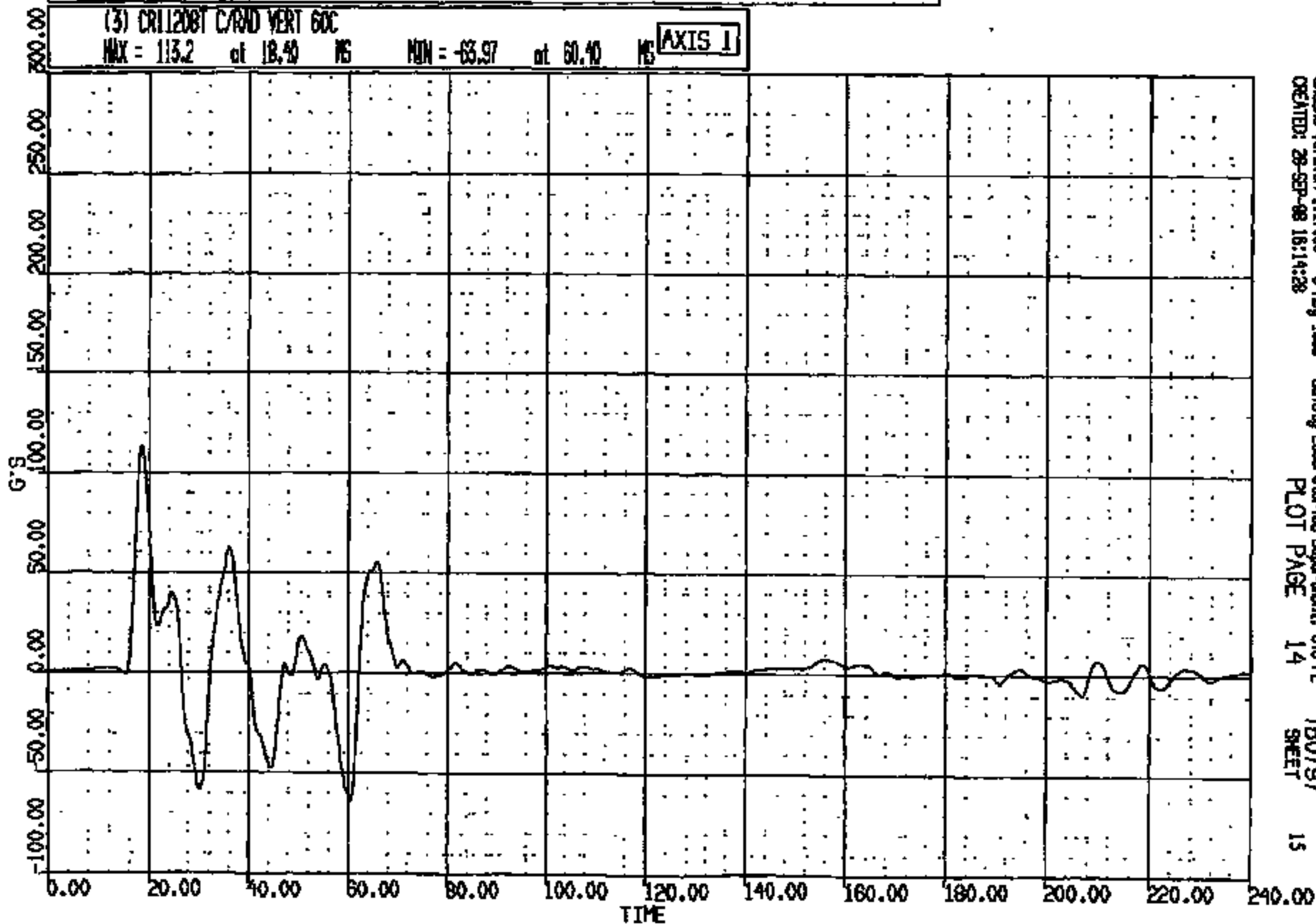
CR R: 11208 TO: TB0797 DATE: 880928 15:58:22

2000 D-188

(3) CR11208T C/RND VERT 60C

MAX = 113.2 at 18.40 MS MIN = -63.97 at 60.40 MS

AXIS 1



CRSMS Version 1.17.00 - 8-15-88
CREATED: 28-SEP-88 16:14:28

Safety Laboratories Department, 610-PL
PLOT PAGE 14

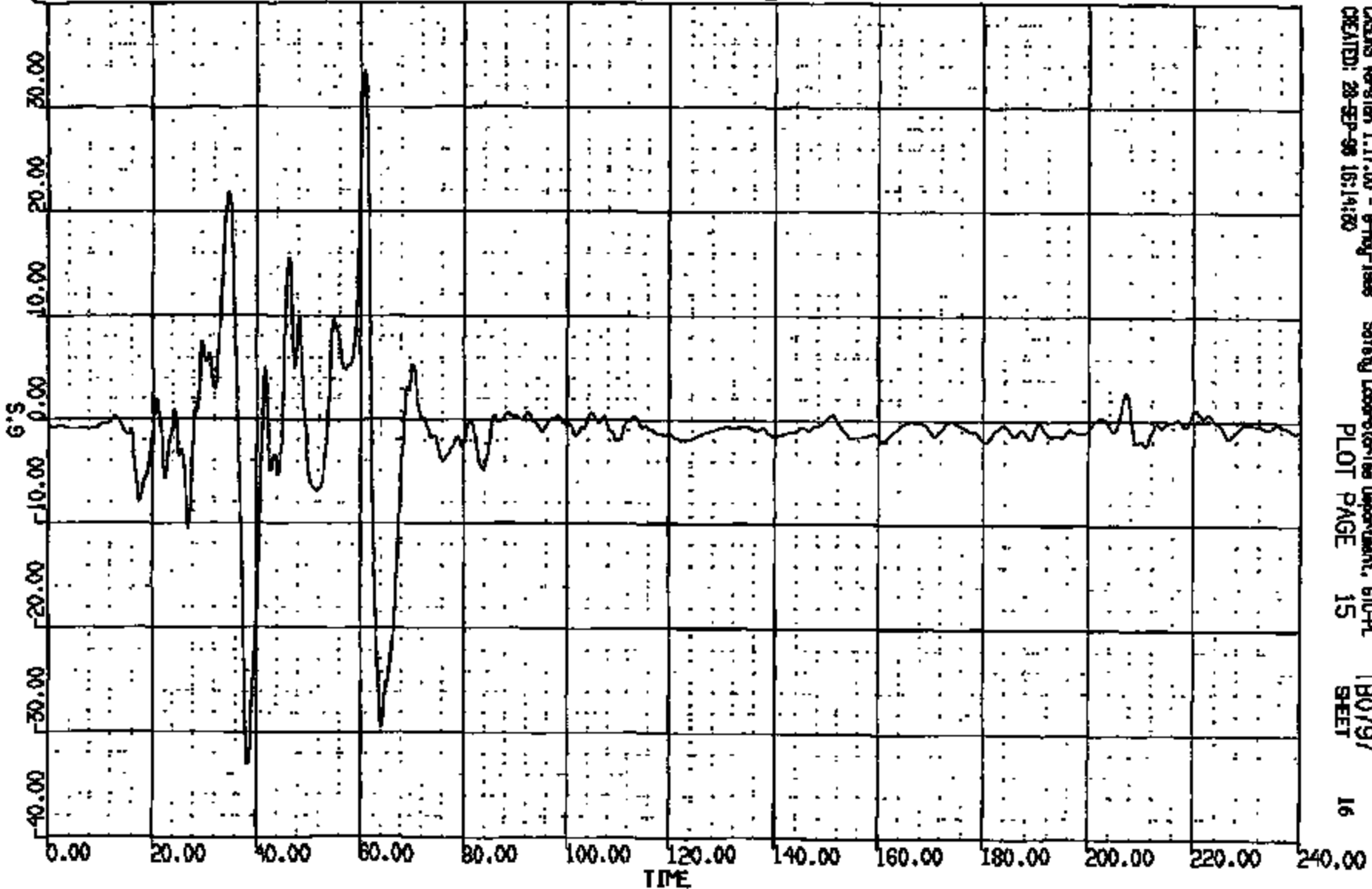
TB0797
SHEET

15

CRIS 0011208

CR R: 11208 TD: TB0797 DATE: 980928 15:58:22
2000 0-188

(4) CR11208T C/RAD LAT 60C
MAX = 33.42 at 60.72 MS MIN = -33.10 at 38.40 MS **AXIS 1**



CRSIS Version 1.17.00 - 9-May-1998 Safety Laboratories Department, 610-PL
CREATED: 28-SEP-98 16:14:20 PLOT PAGE 15 SHEET 16

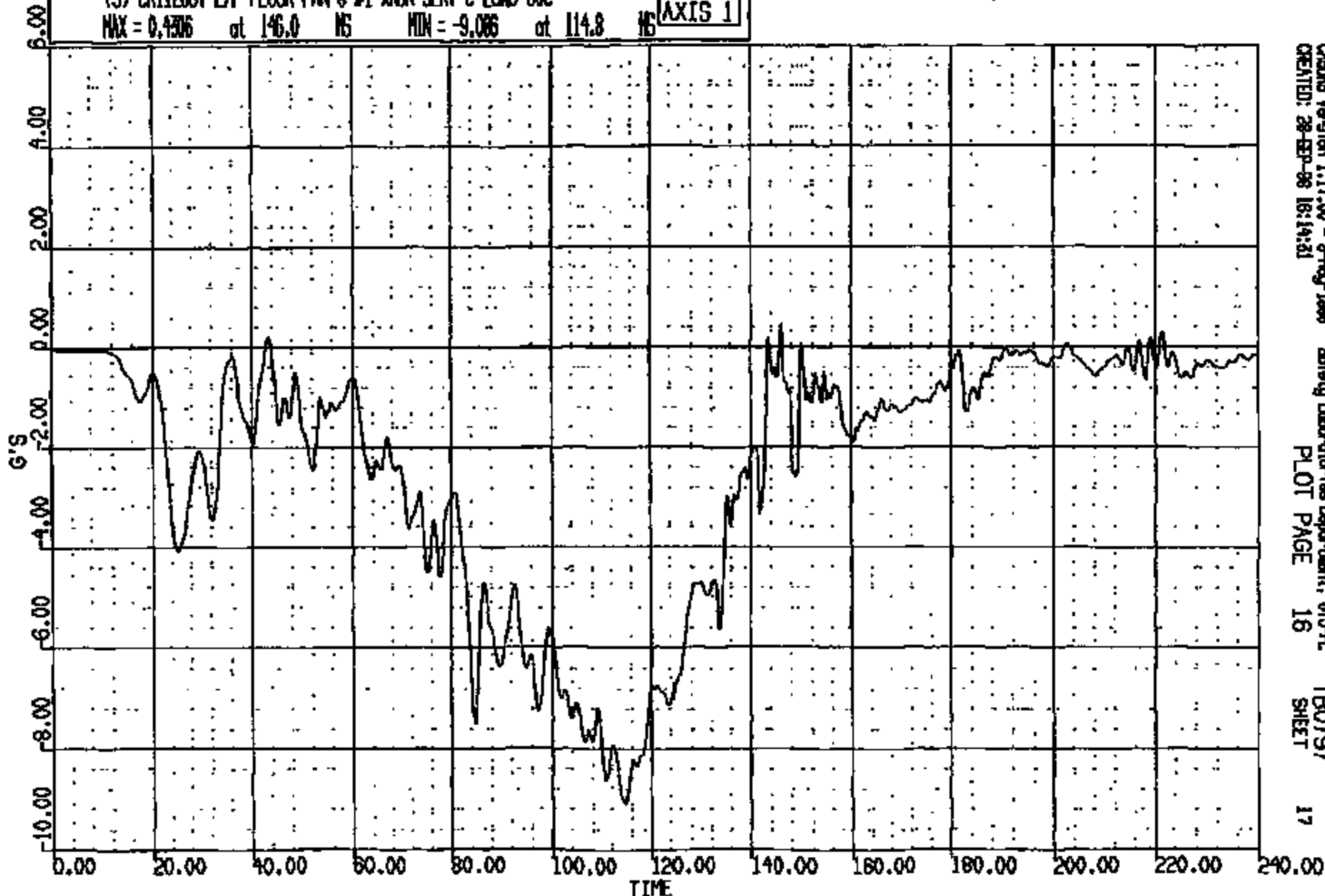
CRTS 0011208

CR R: 11208 TO: TB0797 DATE: 980028 15:58:22
0000 0-166

(5) CR112081 L/F FLOOR PAN @ #1 XBR SEAT C LONG 60C

MAX = 0.4306 at 146.0 MS MIN = -9.086 at 114.8 MS

AXIS 1

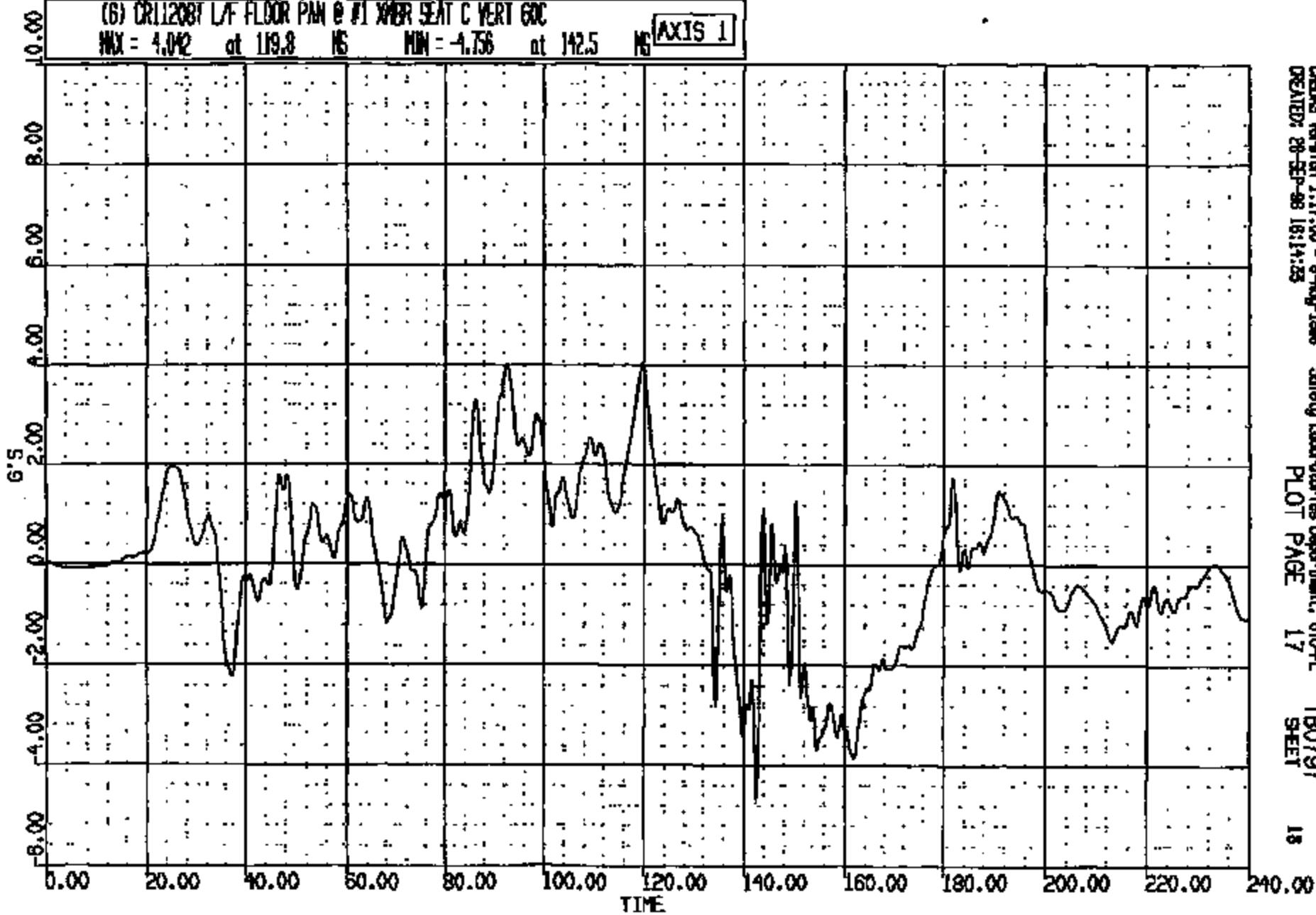


CADENS Version 1.17.00 - 9-May-1999 Safety Laboratories Department, 810-4L TB0797
CREATED: 28-SEP-98 18:14:21 PLOT PAGE 16 SHEET 17

CRTS 0011208

CR R: 11208 TO: TB0797 DATE: 990929 15:58:22
2000 D-198

(6) CR112081 L/F FLOOR PAN @ #1 XMR SEAT C VERT GOC
MAX = 4.042 at 119.8 MS MIN = -4.756 at 142.5 MS **AXIS 1**

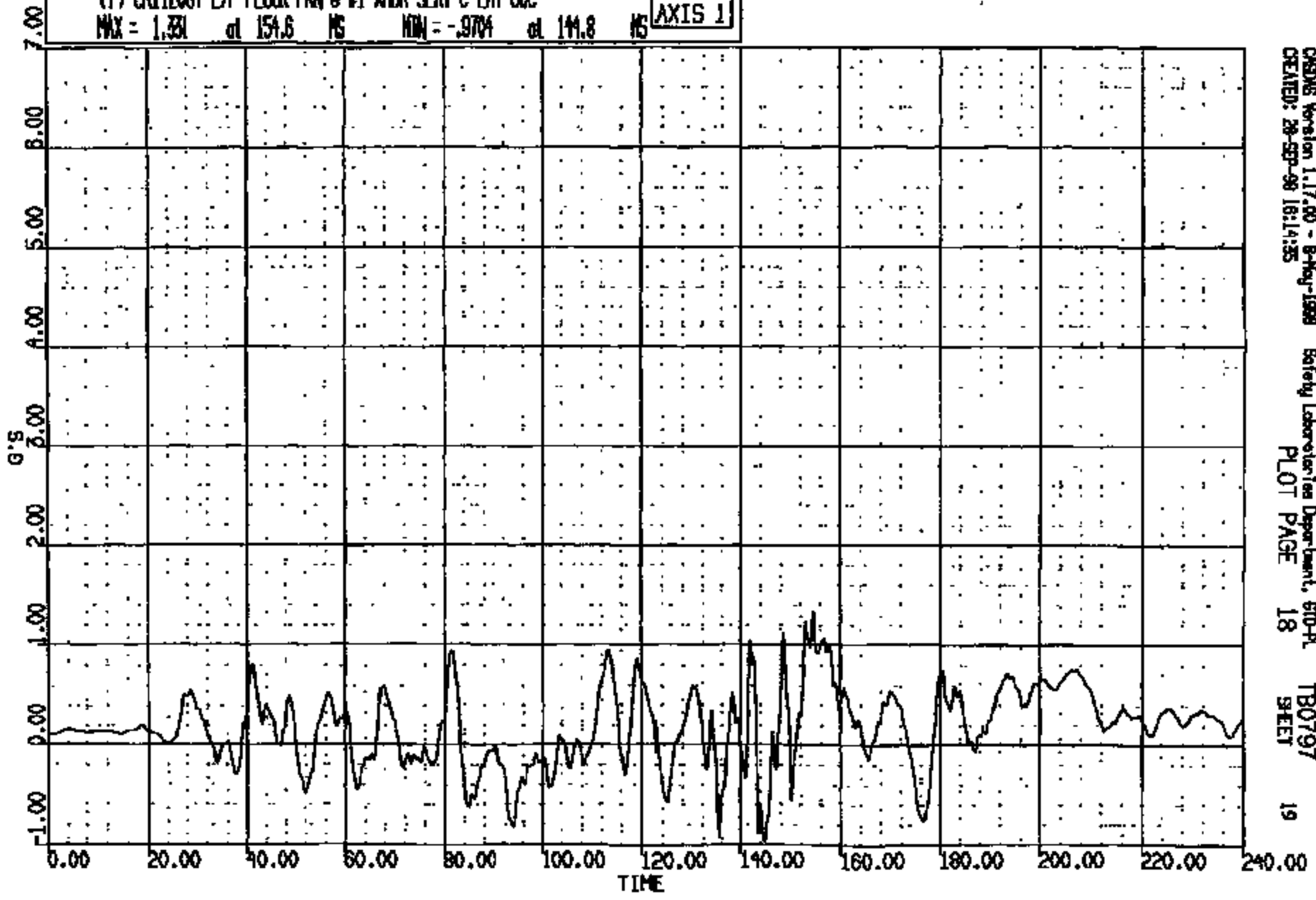


CADDS Version 1.17.00 - 9-May-1998 Safety Laboratories Department, 610-PL
CREATED: 28-SEP-98 16:14:25 PLOT PAGE 17 TB0797 SHEET 18

CRTS 0011208

CR R: 11208 TO: TB0797 DATE: 980928 15:58:22
2000 D-188

(7) CR11208T L/F FLOOR PAN @ #1 XMR SEAT C LAT 60C
MAX = 1.331 at 154.6 MS MIN = -.9704 at 144.8 MS **AXIS 1**

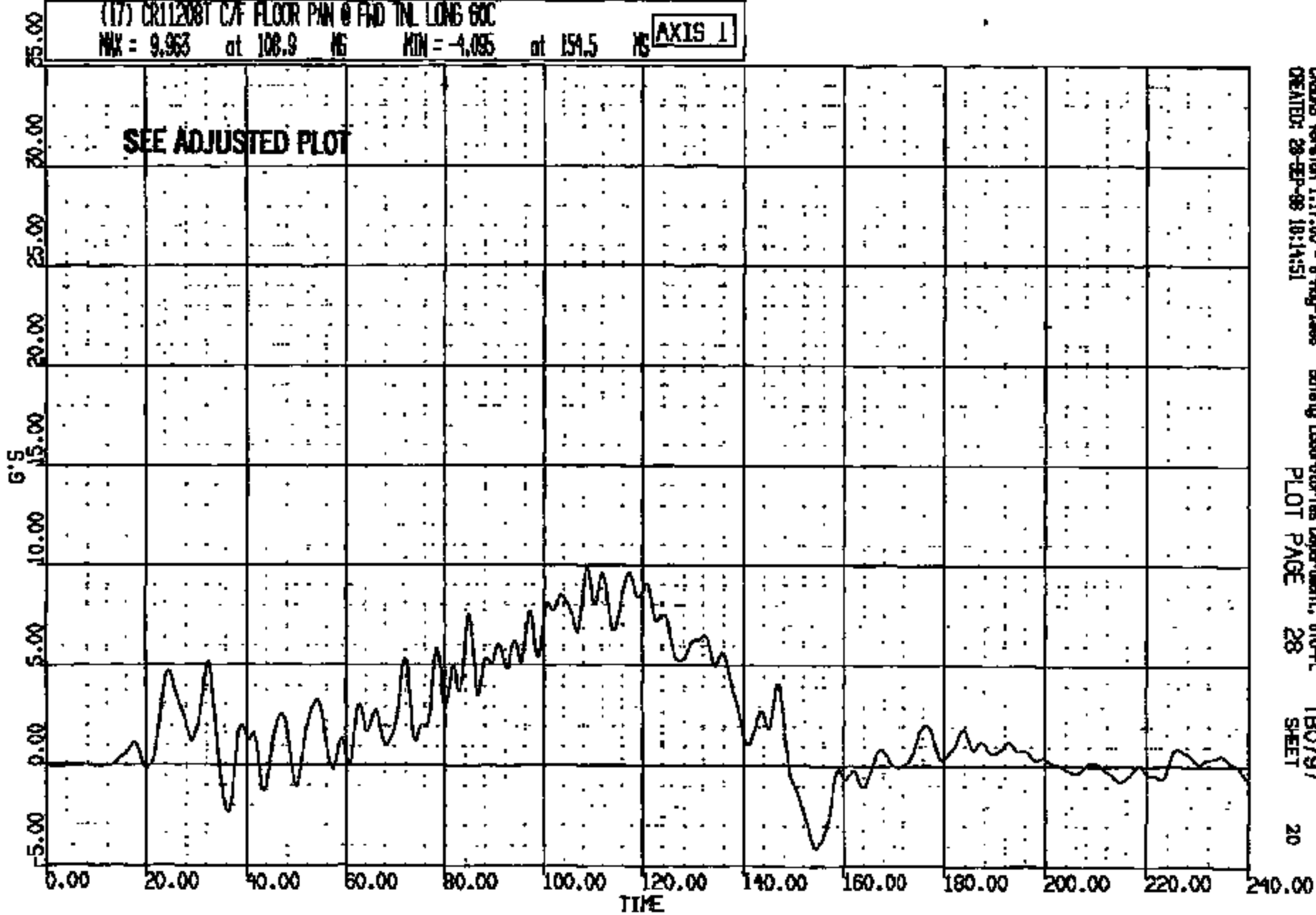


CRSNG Version 1.17.00 - 8-May-1999 Safety Laboratories Department, 610-PL
CREATED: 28-SEP-98 16:14:35 PLOT PAGE 18 TB0797 SHEET 19

CRTS 0011208

CR R: 11208 TO: TB0797 DATE: 980928 15:56:22
2000 D-186

(17) CR11208T C/F FLOOR PAN @ FWD TNL LONG 60C
MAX = 9.963 at 108.9 MS MIN = -4.055 at 154.5 MS **AXIS 1**



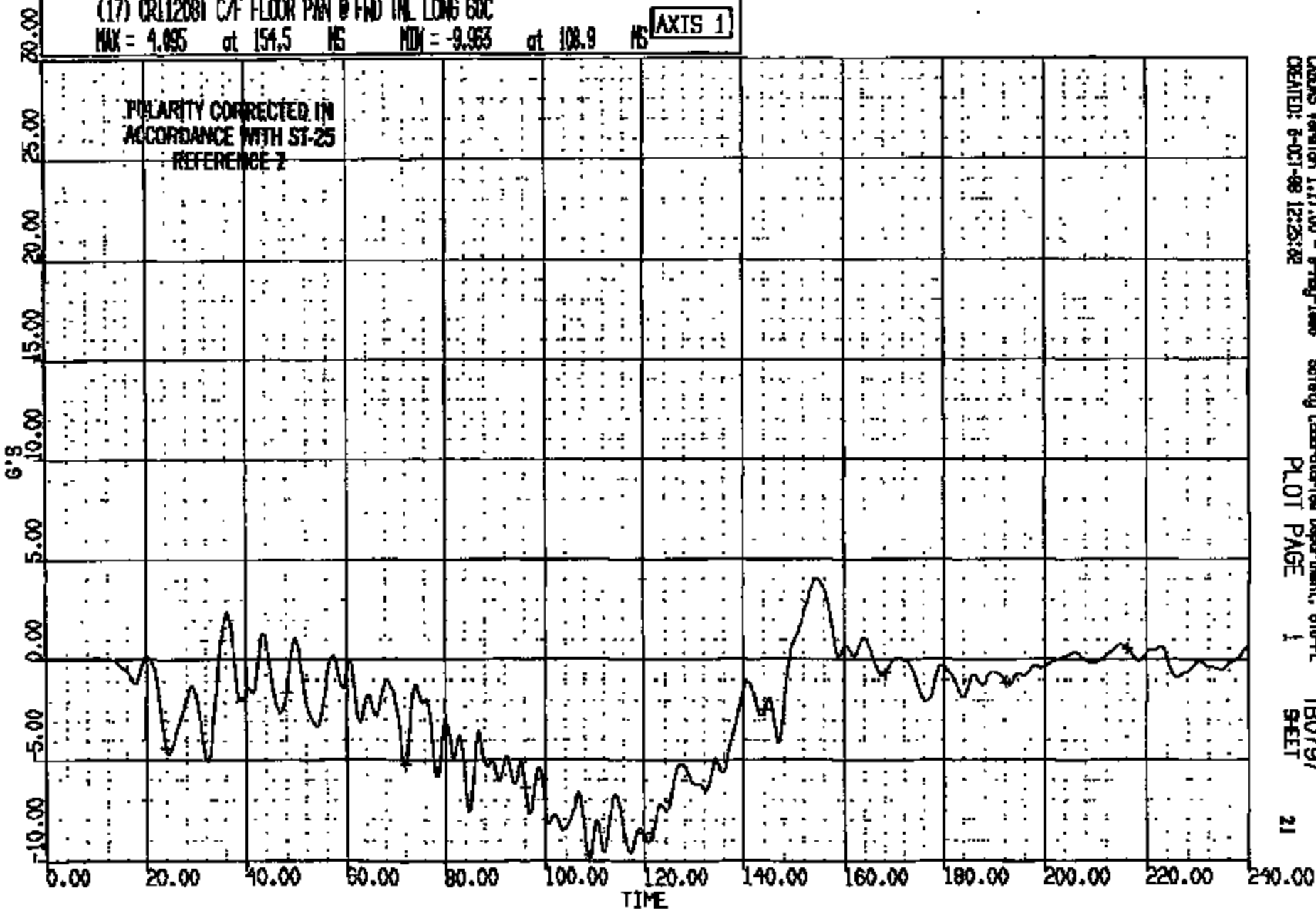
CR R: 11208 TO: TB0797 DATE: 980928 15:58:22
2000 D-186

(17) CRT12081 C/F FLOOR PIN @ FWD TAIL LONG 60C

MAX = 4.095 at 154.5 MS MIN = -9.983 at 108.9 MS

AXIS 1

POLARITY CORRECTED IN
ACCORDANCE WITH ST-25
REFERENCE 7



CRMS Version 1.17.00 - 9-May-1998
CREATED: 9-031-98 12:25:02

Safety Laboratory Department, 610-PL
PLOT PAGE 1

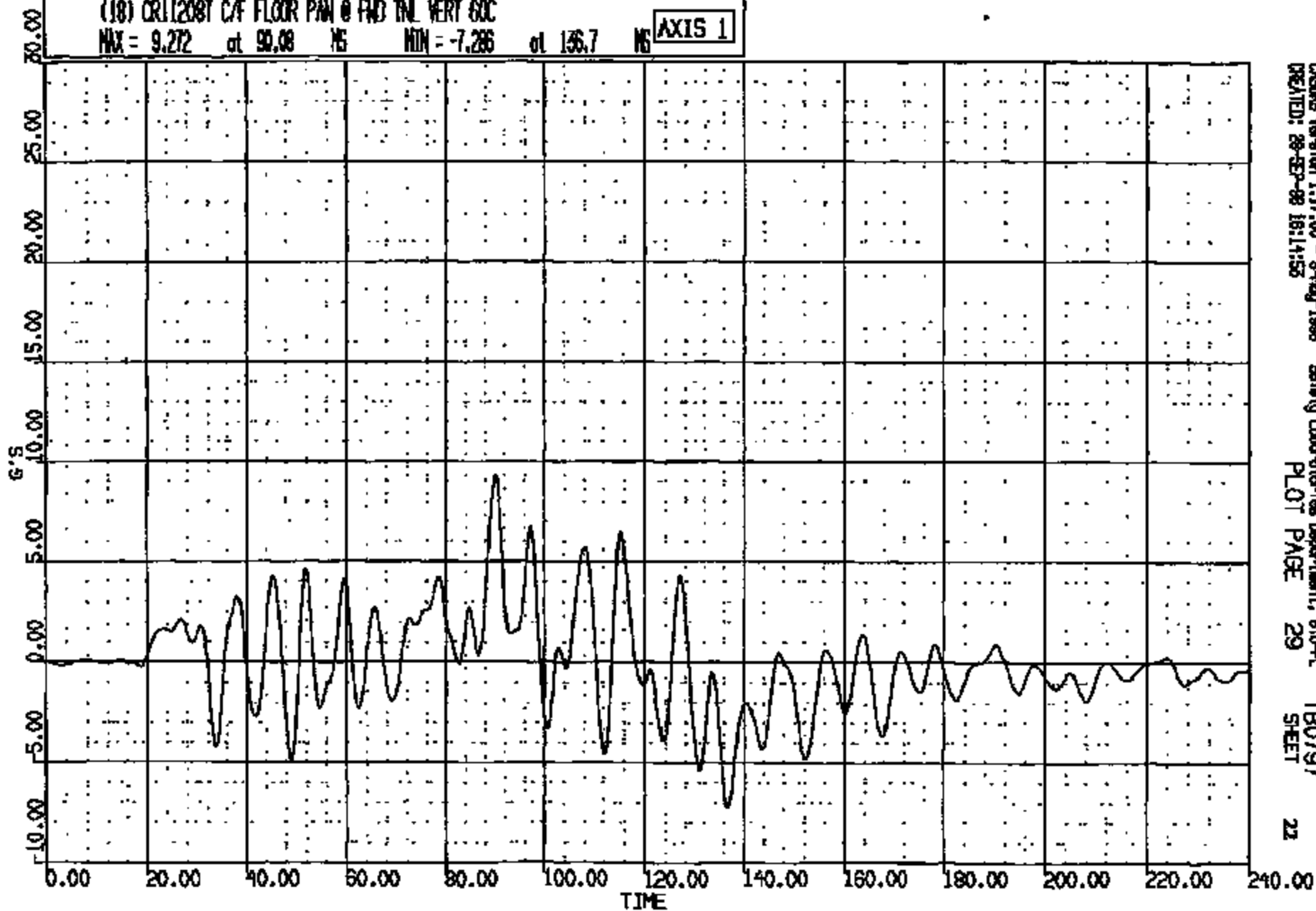
TB0797
SHEET

21

CRTS 0011208

CR R: 11208 TO: TBOY97 DATE: 980928 15:58:22
2000 D-188

(18) CR11208Y C/F FLOOR PAN @ FWD TAIL VERT GUC
MAX = 9.272 at 90.08 MS MIN = -7.286 at 136.7 MS **AXIS 1**



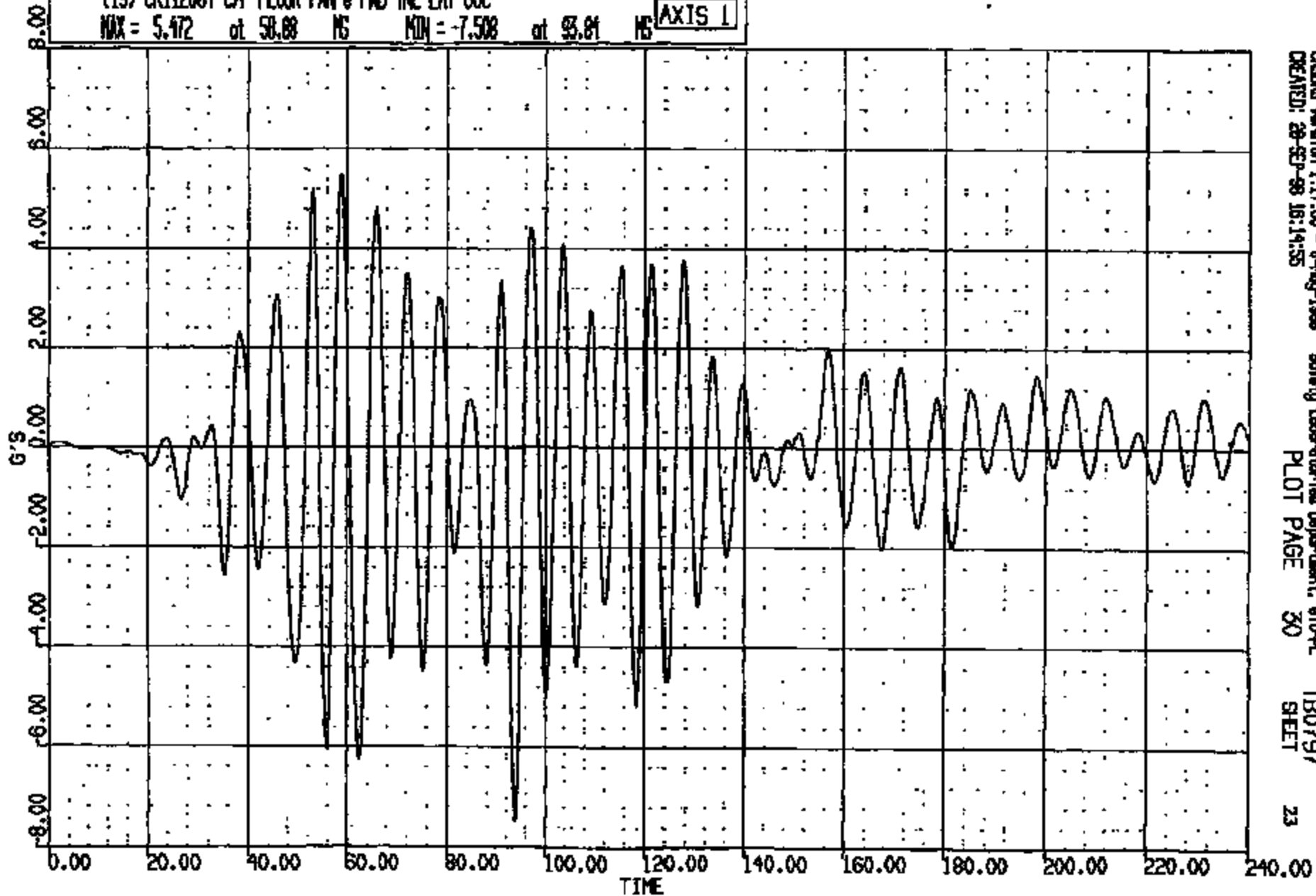
CRSMS Version 1.17.00 - 9-May-1998 Safety Laboratories Department, 610-A TBO797
CREATED: 28-SEP-98 16:14:53 PLOT PAGE 29 SHEET 22

CRTS 0011208

CR R: 11208 TO: TB0797 DATE: 880928 15:58:22
2000 0-188

(19) CR112081 C/F FLOOR PAN @ FWD INCL LAT 60C

MAX = 5.472 at 50.88 MS MIN = -7.508 at 93.81 MS **AXIS 1**



CRAMS Version 1.17.00 - 8-Aug-1988
CREATED: 28-SEP-98 15:14:55

Safety Laboratories Department, 610-PL
PLOT PAGE 30

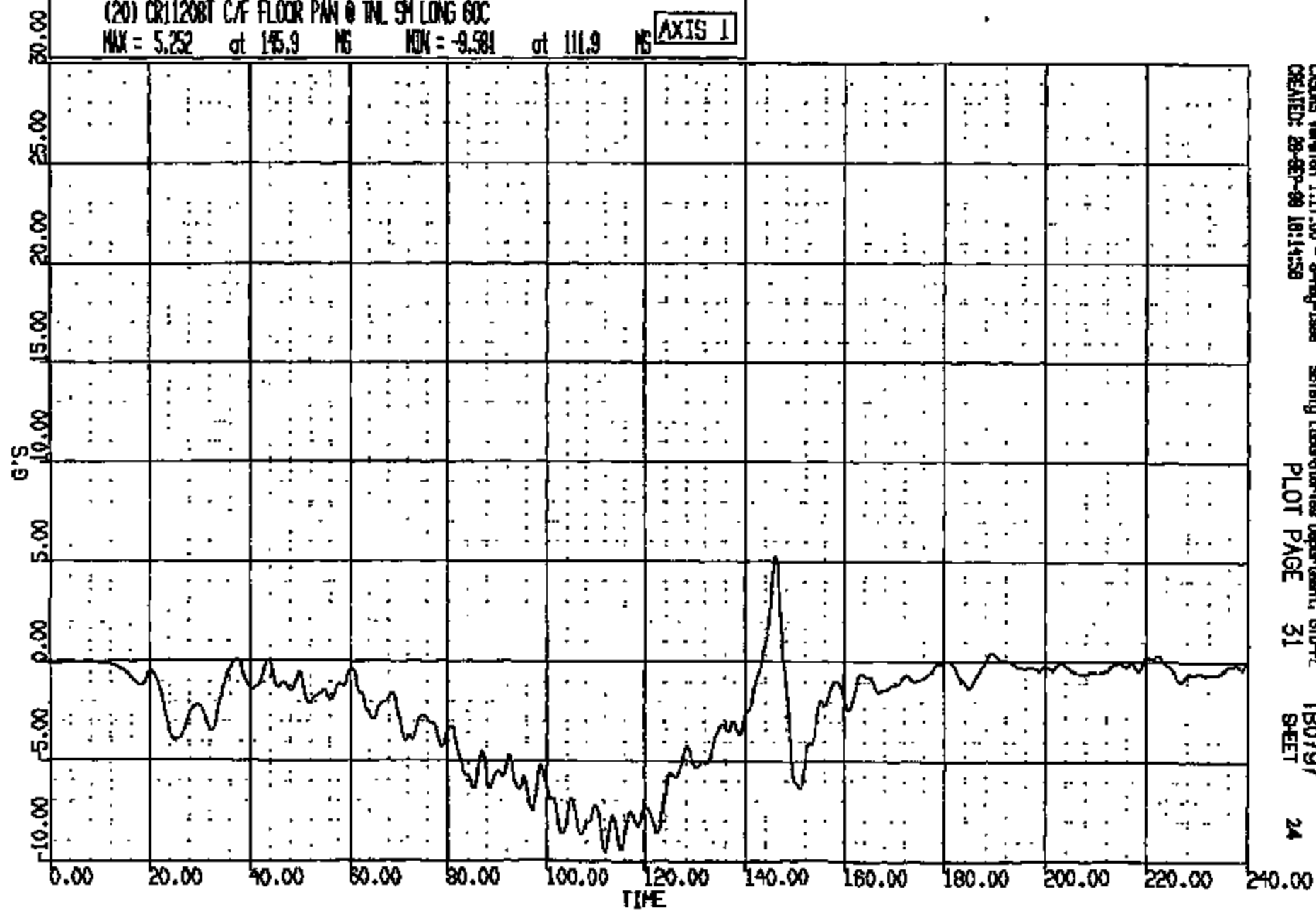
TB0797
SHEET

23

CRIS 0011208

CR R: 11208 TO: T80797 DATE: 980928 15:58:22
2000 D-188

(20) CR11208T C/F FLOOR PAN @ TNL SH LONG 60C
MAX = 5.252 at 145.9 MS MIN = -9.581 at 111.9 MS **AXIS 1**

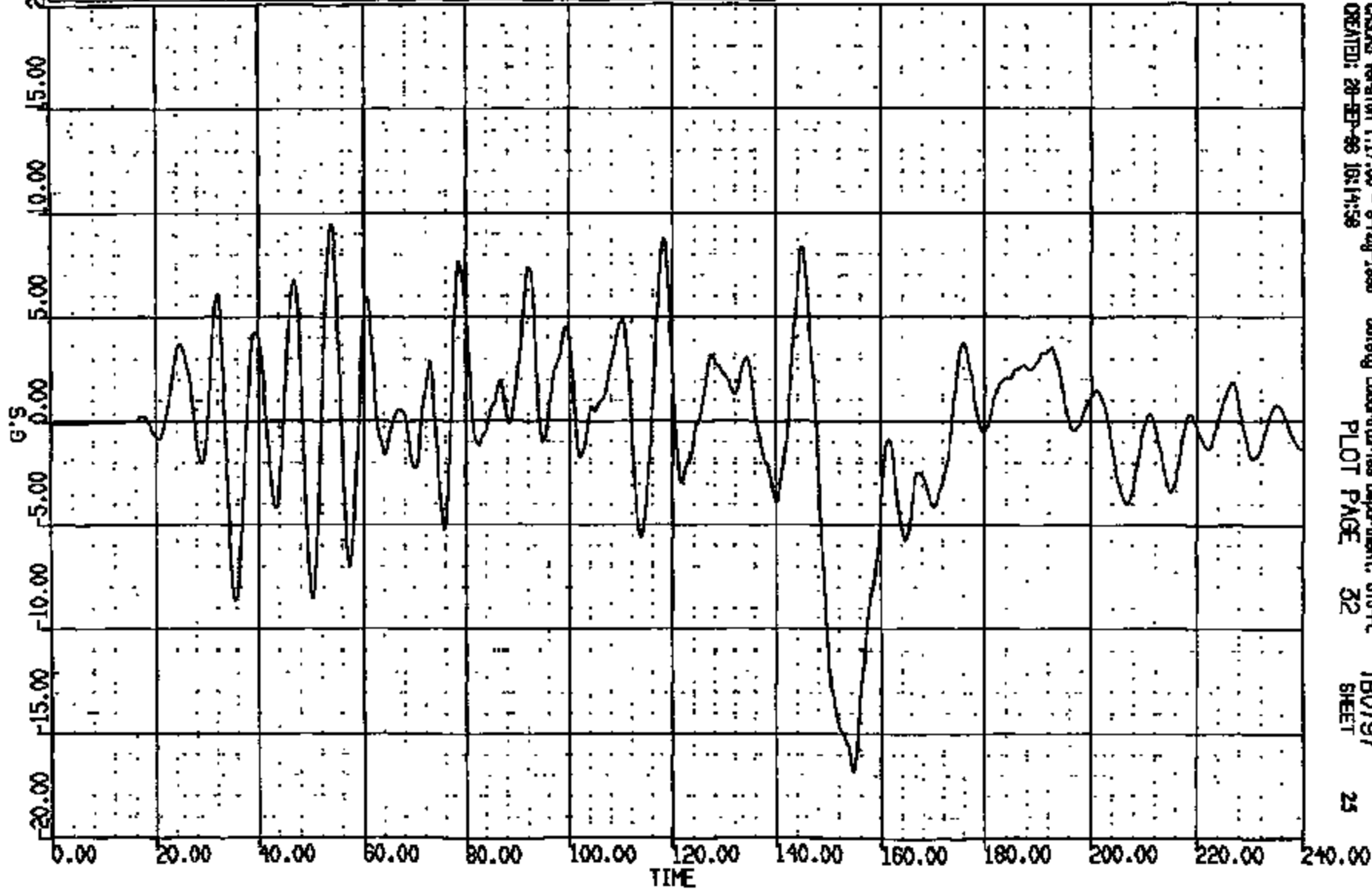


CGMS Version 1.17.00 - 9-May-1998 Safety Laboratories Department, GID-PL T80797
CREATED: 28-SEP-98 18:14:58 PLOT PAGE 31 SHEET 24

CRTS 0011208

DR N: 11208 TO: TB0797 DATE: 980928 15:58:22
2000 D-198

(21) CRT1208T C/F FLOOR PAN @ TML SH VERT 60C
MAX = 9.484 at 53.92 NS MIN = -16.85 at 151.8 NS **AXIS 1**



CASAS Version 1.17.00 - 9-May-1998 Safety Laboratories Department, GTO-FL TB0797
CREATED: 28-SEP-98 16:14:58 PLOT PAGE 32 SHEET 25

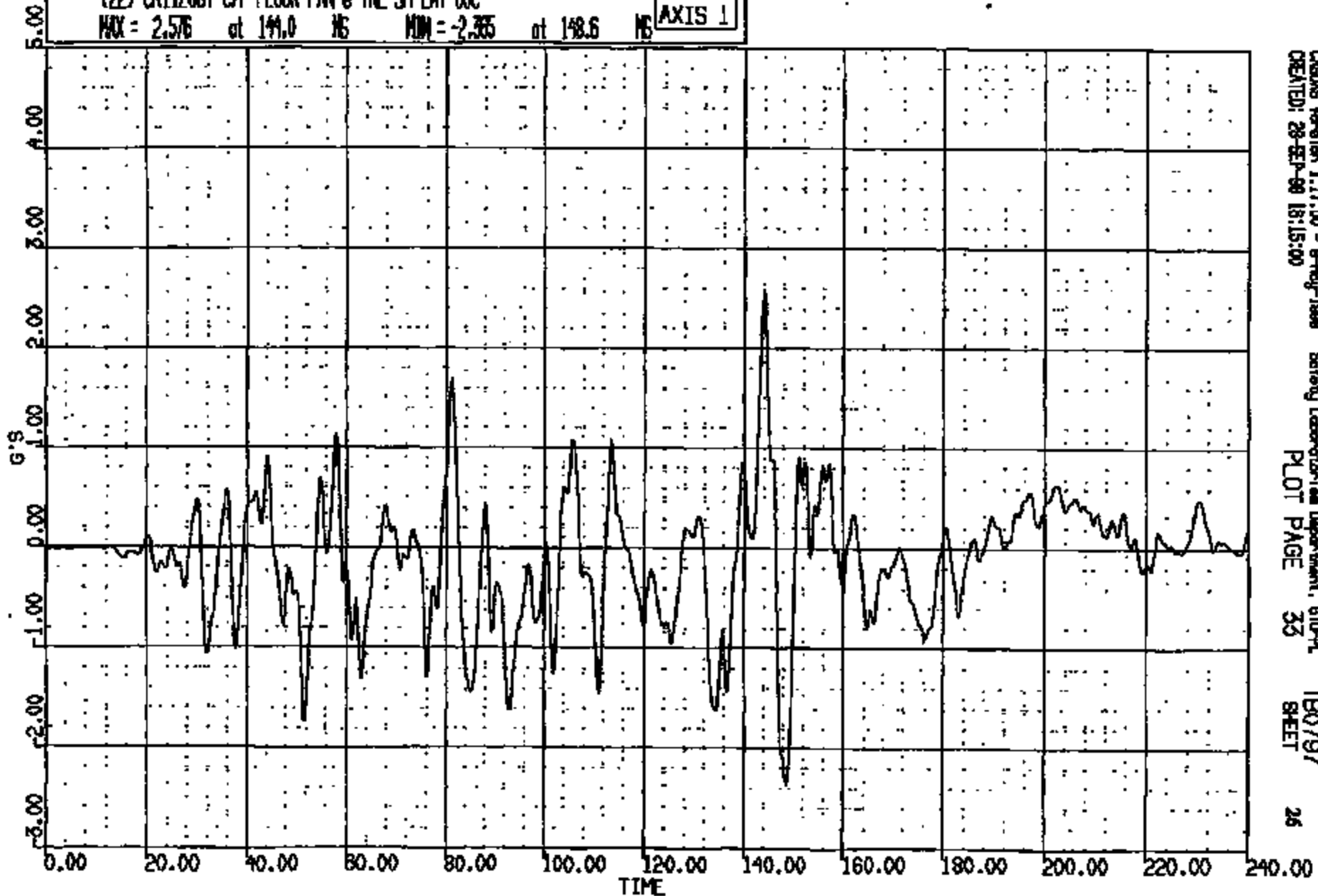
CRTS 0011208

CR R: 11208 TO: TB0797 DATE: 990929 15:58:22
2000 D-188

(22) CR112081 C/F FLOOR PAN @ TNL SH LAT 60C

MAX = 2.576 at 144.0 MS MIN = -2.365 at 148.6 MS

AXIS 1



CRSIS Version 1.17.00 - 8-Aug-1999
CREATED: 29-SEP-99 15:15:00

Safety Laboratories Department, 610-PL
PLOT PAGE 35

TB0797
SHEET


26

CRIS 0011208

CR R: 11208 TO: TB0797 DATE: 980928 15:58:22
2000 D-198

(23) CR112081 C/F FLOOR PAN @ TNL S4001-I TR 4000C
MAX = 0.2198 at 191.9 MS MIN = 0.1563 at 28.96 MS

AXIS 1




CAENS Version 1.17.00 - 8-May-1998 Safety Laboratories Department, 610-PL TB0797
CREATED: 28-SEP-98 16:15:02 PLOT PAGE 34 SHEET 27

CRTS 0011208

CR R: 11208 TO: TB0797 DATE: 980928 15:58:22
2000 D-185

(24) CR11208T C/F FLOOR PAN @ TNL SMOO1-2 TR 400C
MAX = 0.2783 at 59.20 NS MIN = 0.2344 at 0.5600 NS **AXIS 1**

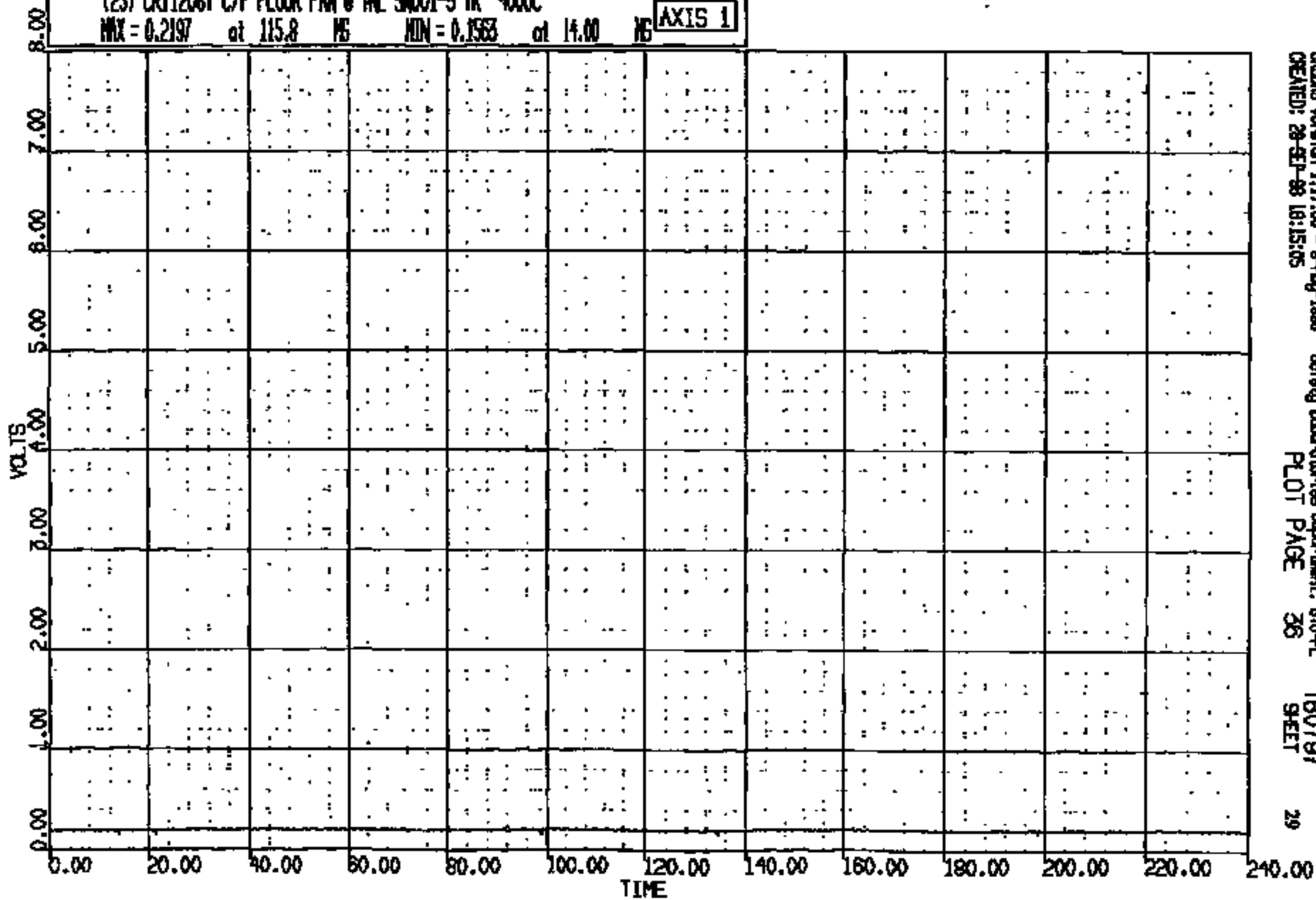


CRS0MS Version 1.17.00 - 8-May-1998 Safety Laboratory/tes Department, 610-PL
CREATED: 28-SEP-98 16:15:03 PLOT PAGE 35 SHEET 28

CRIS 0011208

CR R: 11208 TO: TB0797 DATE: 980828 15:58:22
2000 D-188

(25) CRT1208T C/F FLOOR PAN @ TAIL SHOOT-3 TR 4000C
MAX = 0.2197 at 115.8 MS MIN = 0.1563 at 14.00 MS **AXIS 1**



CRIBS Version 1.17.00 - 8-May-1988
CREATED: 28-SEP-88 18:15:05

Safety Laboratories Department, G10-PL
PLOT PAGE 26

TB0797
SHEET

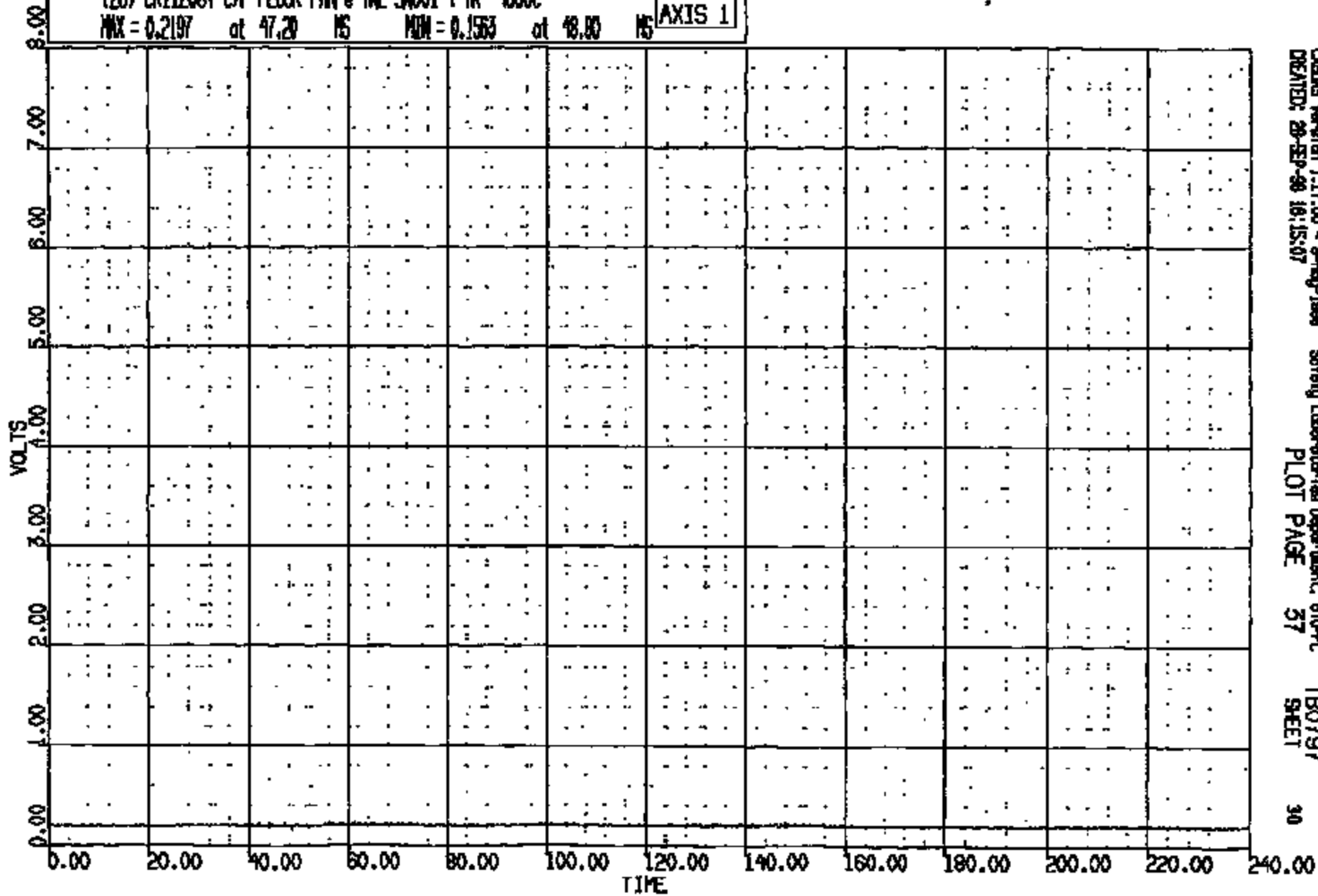
29

CRTS 0011208

CR R: 11208 TO: TB0797 DATE: 980928 15:58:22
2000 D-188

(26) CR11208T C/F FLOOR PAN @ TNL S4001-4 TR 4000C
MAX = 0.2197 at 47.20 NS MIN = 0.1553 at 48.80 NS

AXIS 1



CHENG Version 1.17.00 - 9-Aug-1999
CREATED: 28-SEP-98 16:15:07

Safety Laboratories Department, 610-PL
PLOT PAGE 37

TB0797
SHEET

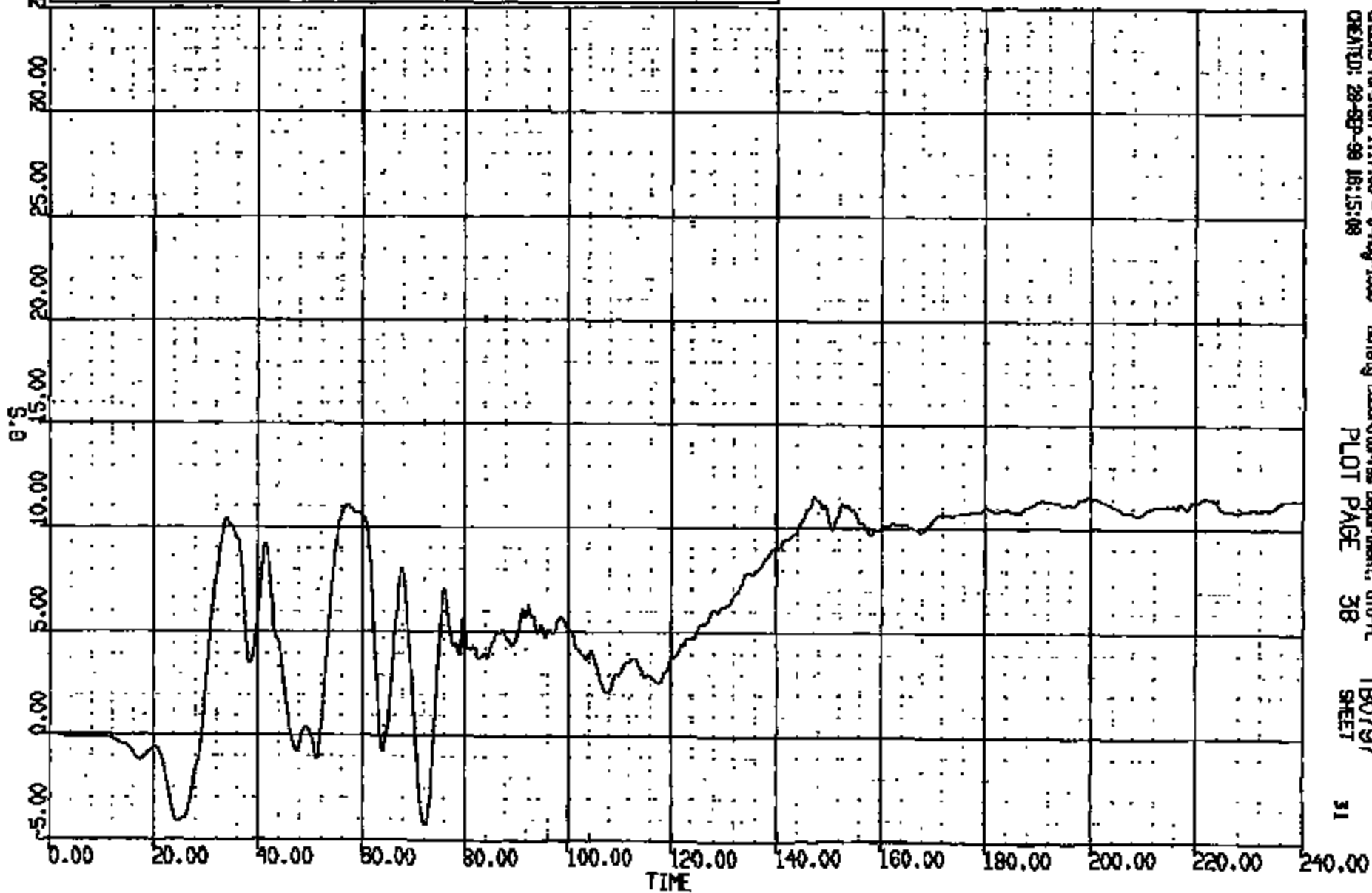
30

CRTS 0011208

DR R: 11208 TO: T80797 DATE: 980928 15:59:22
2000 D-198

(27) CR112081 R/F FLOOR PAN @ #1 XBER SEAT C LONG 60C

MAX = 11.54 at 199.4 MS MIN = -4.284 at 72.32 MS **AXIS 1**



CRAS Version 1.17.00 - 9-May-1998
CREATED: 28-SEP-98 16:15:08

Safety Laboratories Department, GTO-PL
PLOT PAGE 38

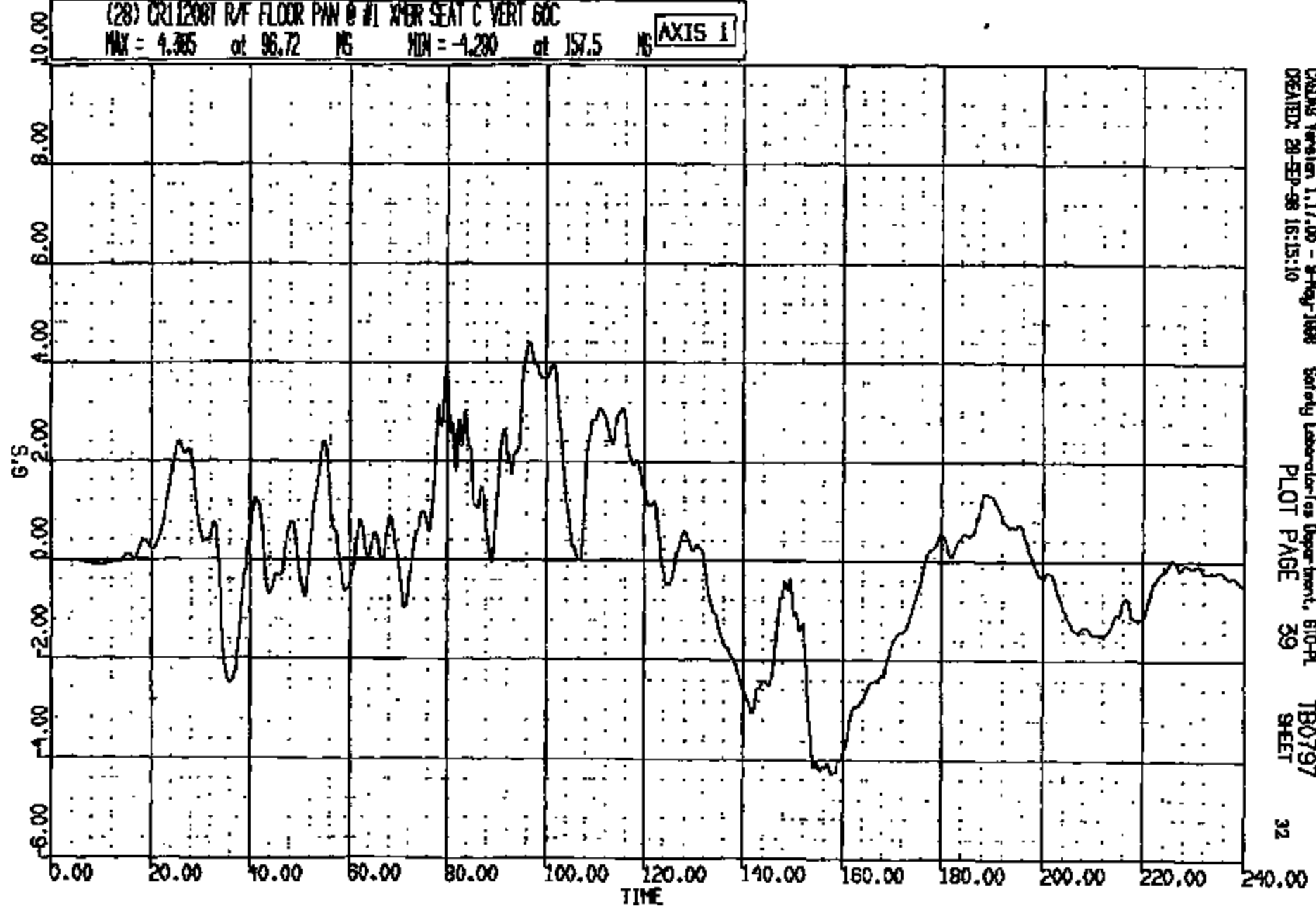
T80797
SHEET

31

CRTS 0011208

CR R: 11208 TO: TB0797 DATE: 980928 15:58:22
2000 D-188

(28) CR112081 RAF FLOOR PAN @ #1 XPER SEAT C VERT 60C
MAX = 4.385 at 96.72 MS MIN = -4.200 at 157.5 MS **AXIS 1**

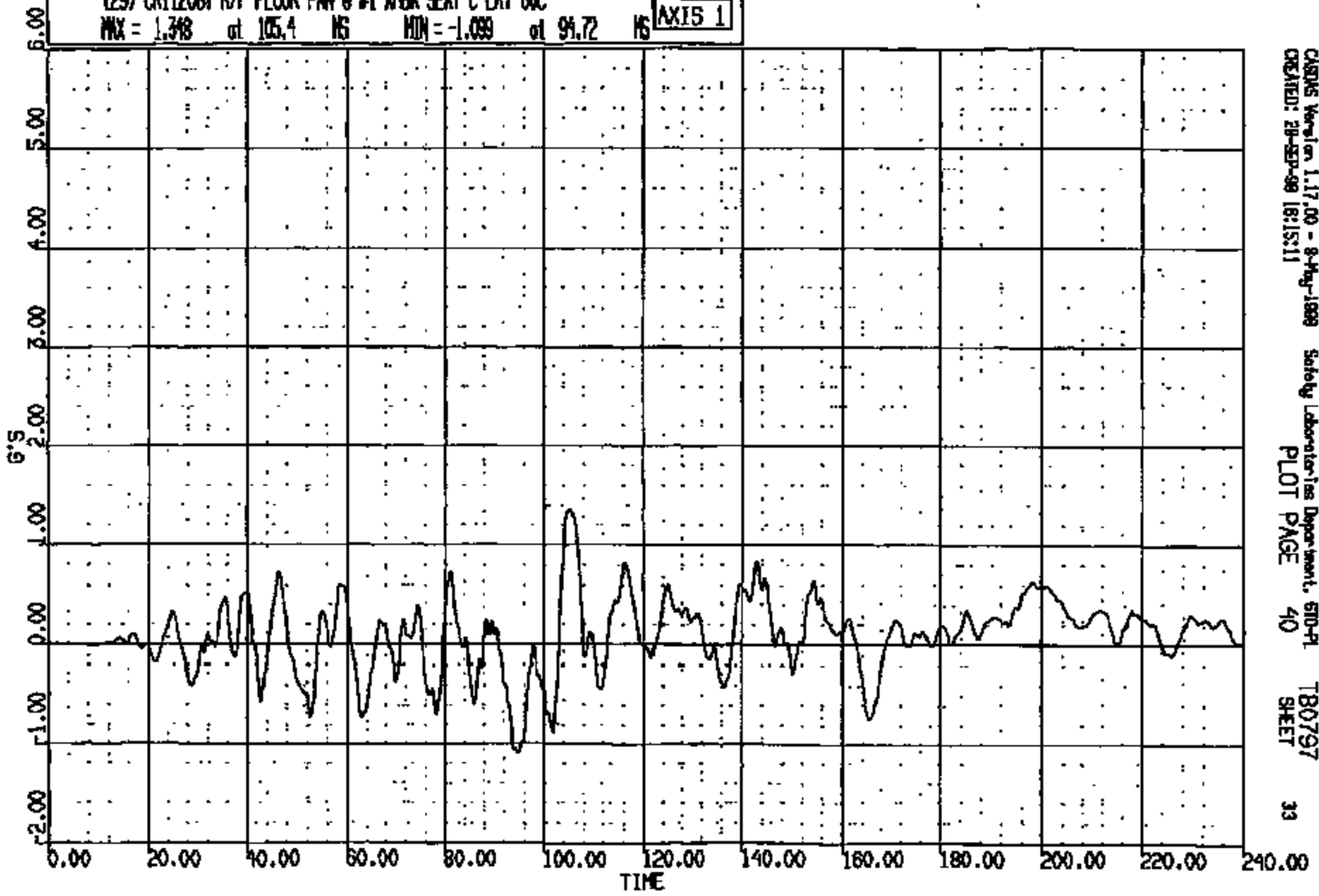


CRS08 Version 1.17.00 - 9-Aug-1998 Safety Laboratories Department, 610-PL
CREATED: 28-SEP-98 16:15:10 PLOT PAGE 39 TB0797 SHEET 32

CRTS 0011208

CR R: 11208 TO: T80797 DATE: 980928 15:58:22
2000 D-195

(29) CRT1208T R/F FLOOR PAN @ #1 XMR SEAT C LAT 60C
MAX = 1.348 at 105.4 MS MIN = -1.039 at 94.72 MS **AXIS 1**

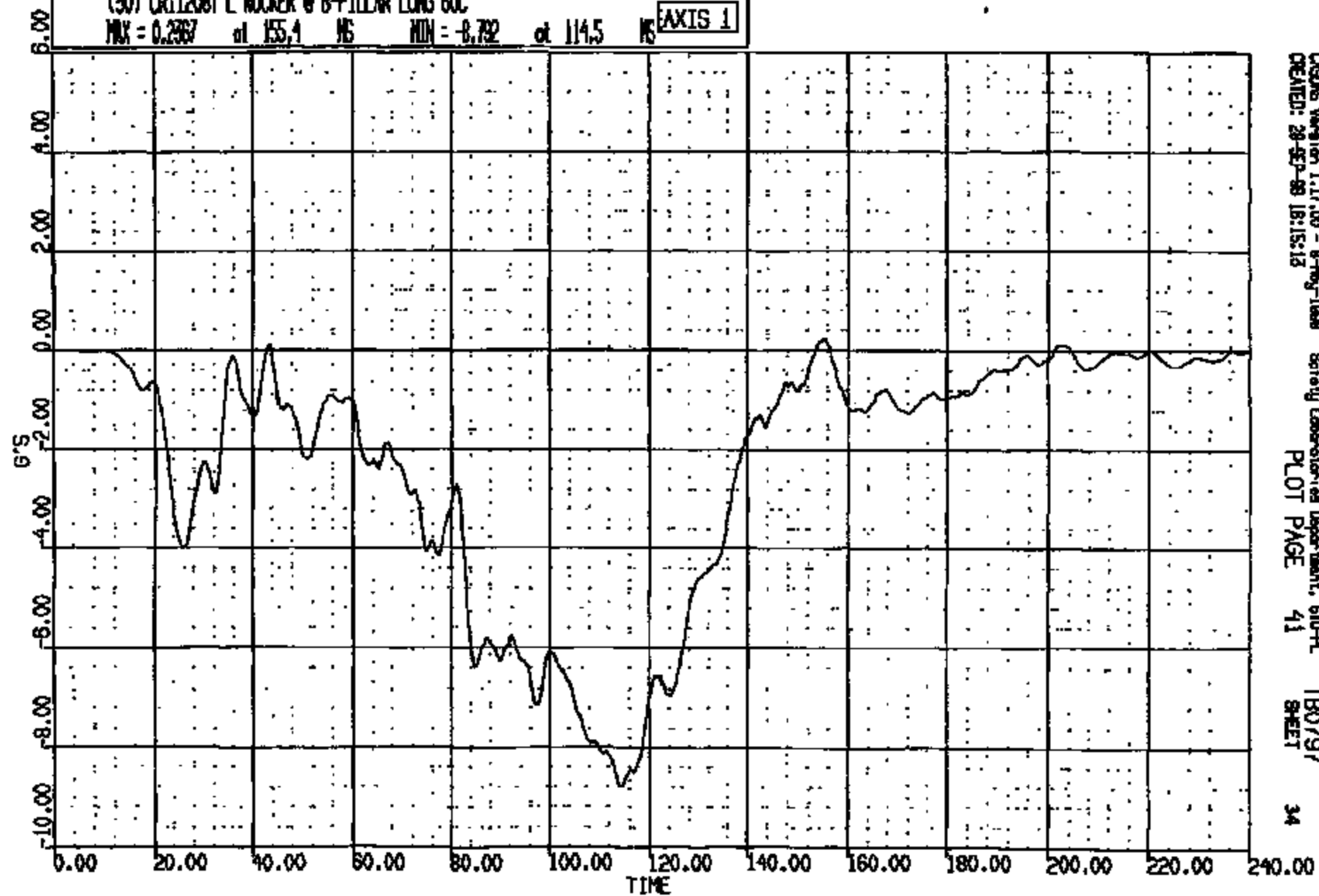


CADIAS Version 1.17.00 - 8-Aug-1999 Safety Laboratories Department, 510-PI T80797
CREATED: 28-SEP-99 16:15:11 PLOT PAGE 40 SHEET 33

CRTS 0011208

CR R: 11208 TO: TB0797 DATE: 880828 15:58:22
R000 D-188

(30) CR11208T L ROCKER @ B-PILLAR LONG 60C
MAX = 0.2967 at 155.4 MS MIN = -8.732 at 114.5 MS AXIS 1



CRS06 Version 1.17.00 - 8-May-1988 Bafalyg Laboratories Department, 610-PL TB0797
CREATED: 28-SEP-88 16:15:12 PLOT PAGE 41 SHEET 34

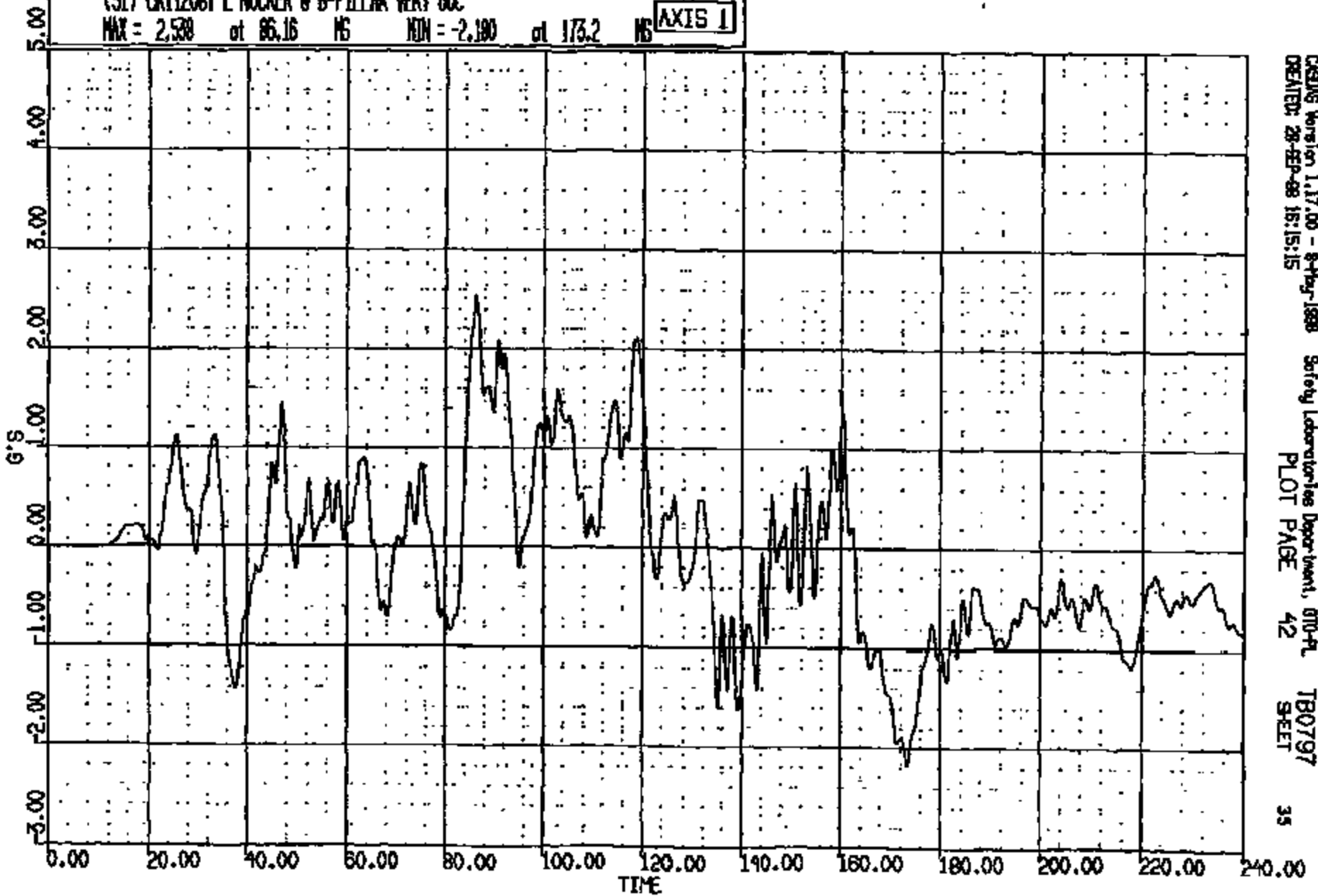
CRTS 0011208

CR R: 11208 TO: TB0797 DATE: 980928 18:58:22
2000 D-185

(31) CRT12081 L ROCKER @ B-PILLAR VERT 60C

MAX = 2.530 at 86.16 MS MIN = -2.180 at 173.2 MS

AXIS 1



CADDS Version 1.17.00 - 8-May-1998
CREATED: 28-SEP-98 18:15:15

Safety Laboratories Department, 870-PL
PLOT PAGE 42

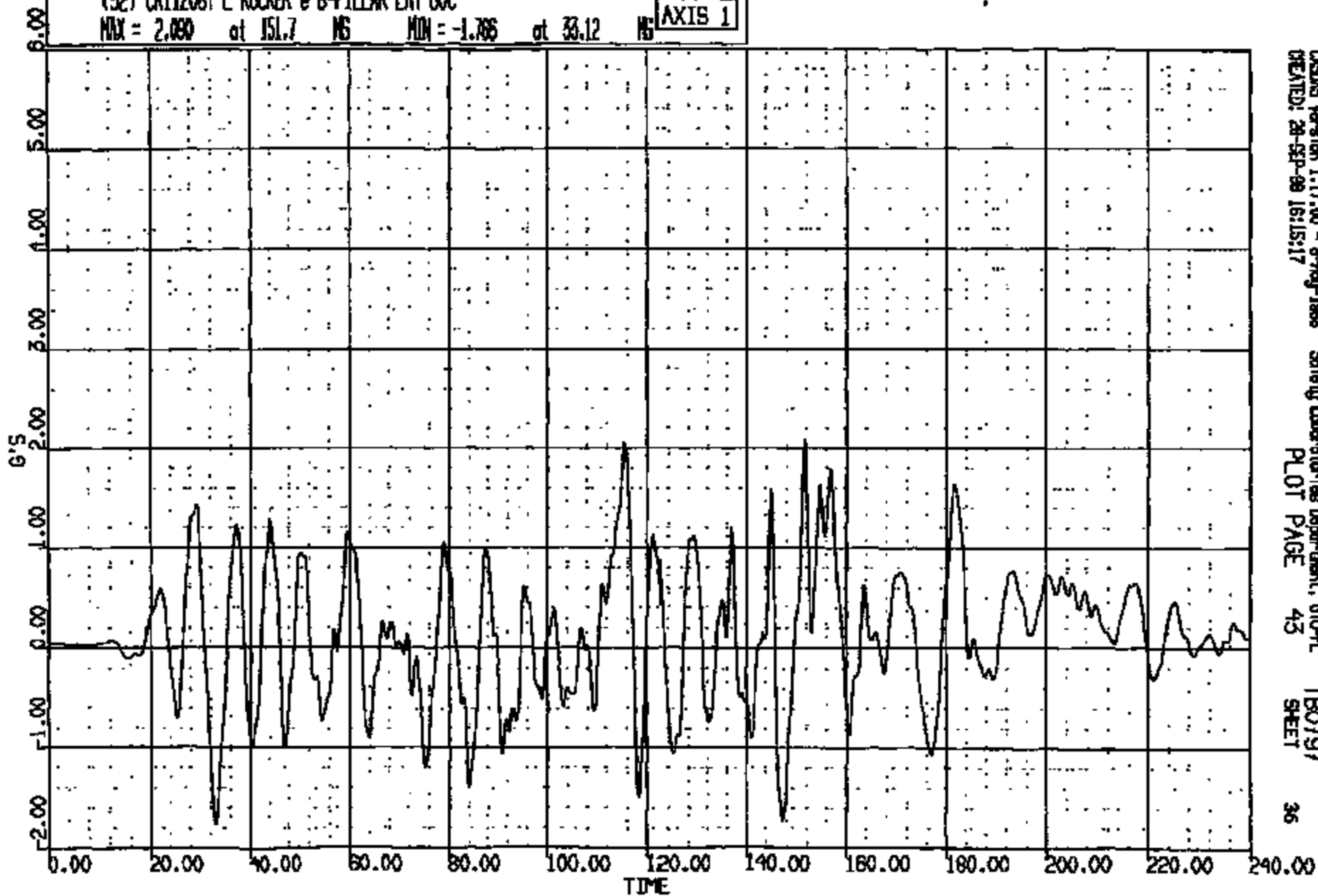
TB0797
SHEET

CR R: 11208 TC: TB0797 DATE: 980928 15:58:22
2000 D-168

(32) CR11208T L ROCKER @ B-PILLAR LAT 60C

MAX = 2.060 at 151.7 MS MIN = -1.786 at 33.12 MS

AXIS 1



CADDS Version 1.17.00 - 8-Aug-1999
CREATED: 28-SEP-98 16:15:17

Safety Laboratories Department, 010-PL
PLOT PAGE 43

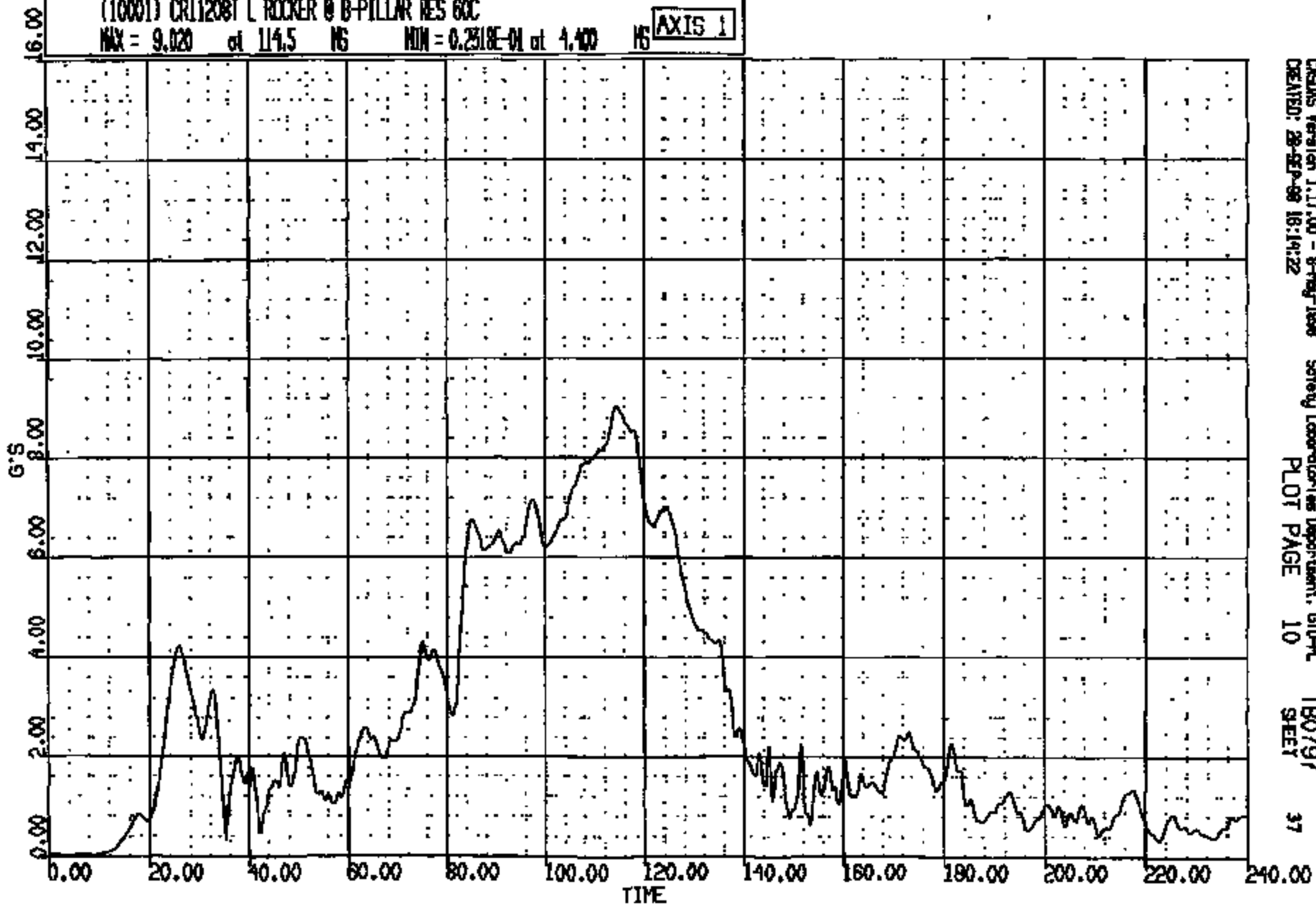
TB0797
SHEET

36

CRTS 0011208

CR R: 11208 TD: TB0797 DATE: 880928 15:58:22
2000 0-188

(1000) CRL1208T L ROCKER @ B-PILLAR RES 60C
MAX = 9.020 at 114.5 MS MIN = 0.2518E-01 at 1.400 MS **AXIS 1**



CSDAS Version 1.17.00 - 8-May-1998 Safety Laboratories Department, G10-PL
CREATED: 28-SEP-98 18:14:22 PLOT PAGE 10 TB0797
SHEET 37

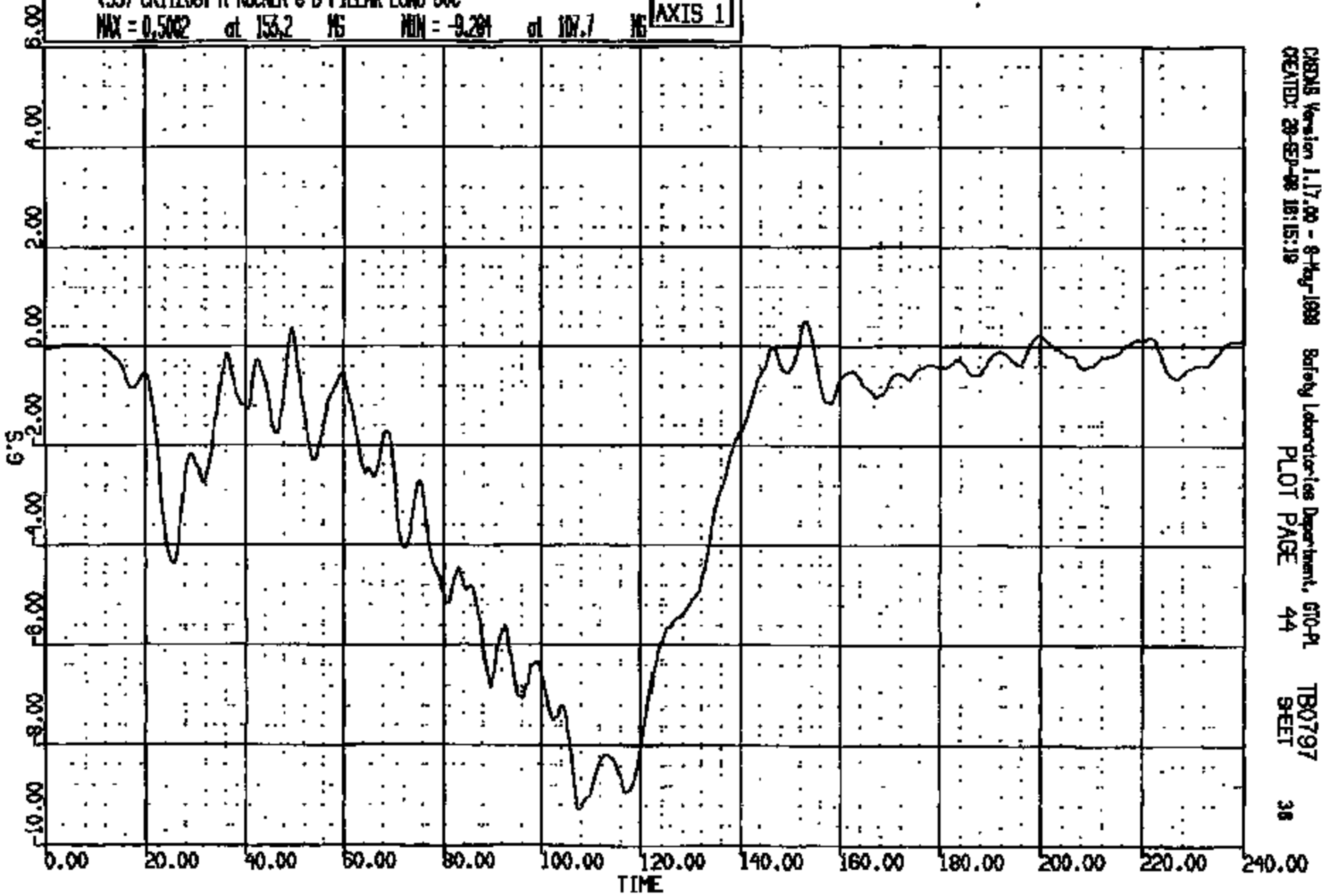
CRTS 0011208

CR R: 11208 TD: TB0797 DATE: 980928 15:58:22
2000 D-188

(33) CRT1208T R ROCKER @ B-PILLAR LONG SOC

MAX = 0.5002 at 153.2 MS MIN = -9.281 at 107.7 MS

AXIS 1



CASDA5 Version 1.17.00 - 8-May-1998
CREATED: 28-SEP-98 16:15:18

Safety Laboratories Department, 610-PL
PLOT PAGE 44

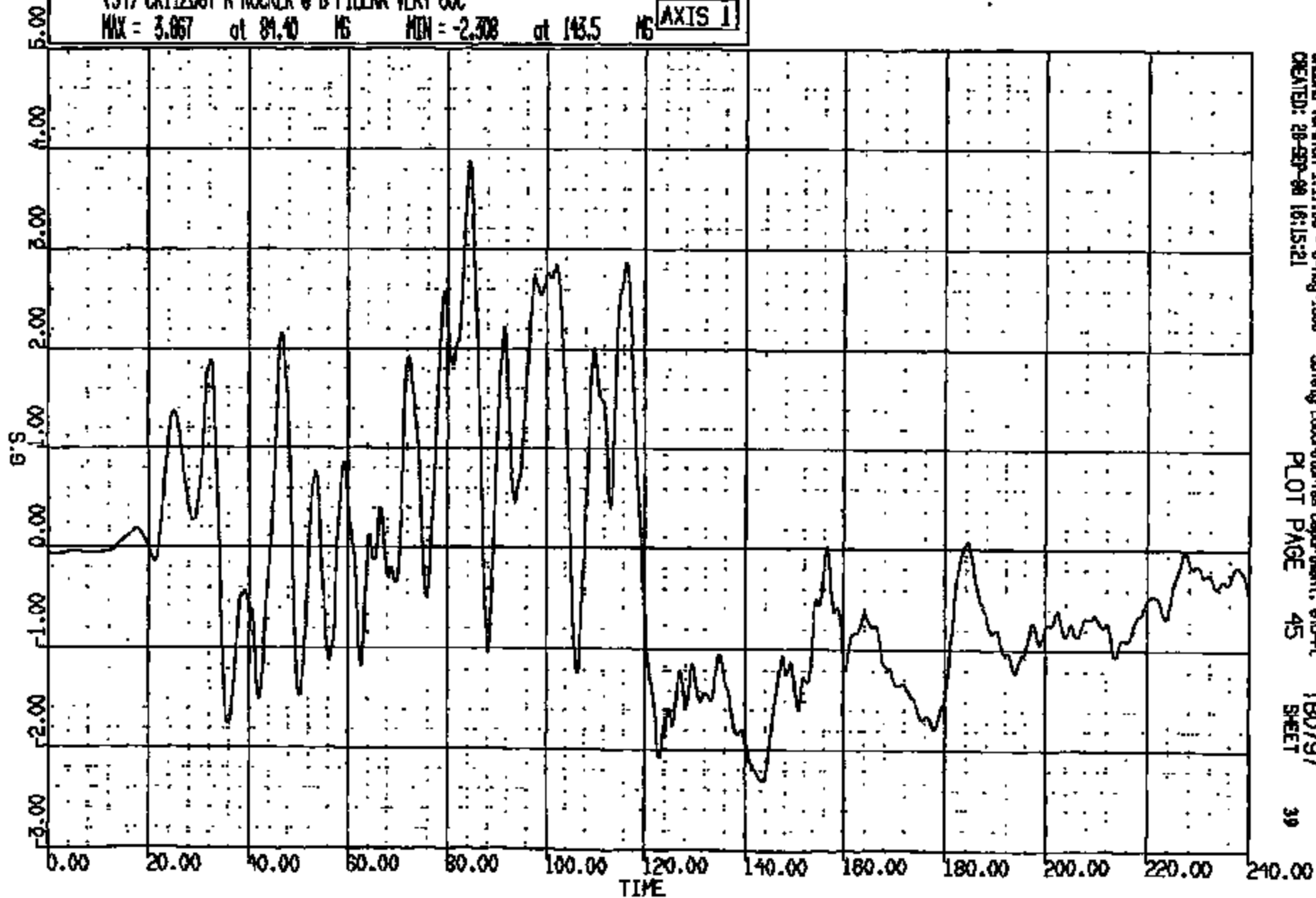
TB0797
SHEET

38

CRTS 0011208

CR R: 11208 TO: TB0797 DATE: 080926 15:58:22
2000 D-188

(34) CR11208T R ROCKER @ B-PILLAR VERT GOC
MAX = 3.067 at 89.40 MS MIN = -2.308 at 143.5 MS **AXIS 1**



CADWIS Version 1.17.00 - 8-May-1998
CREATED: 26-SEP-98 16:15:21

Safety Laboratories Department, 610-PL
PLOT PAGE 45

TB0797
SHEET

39

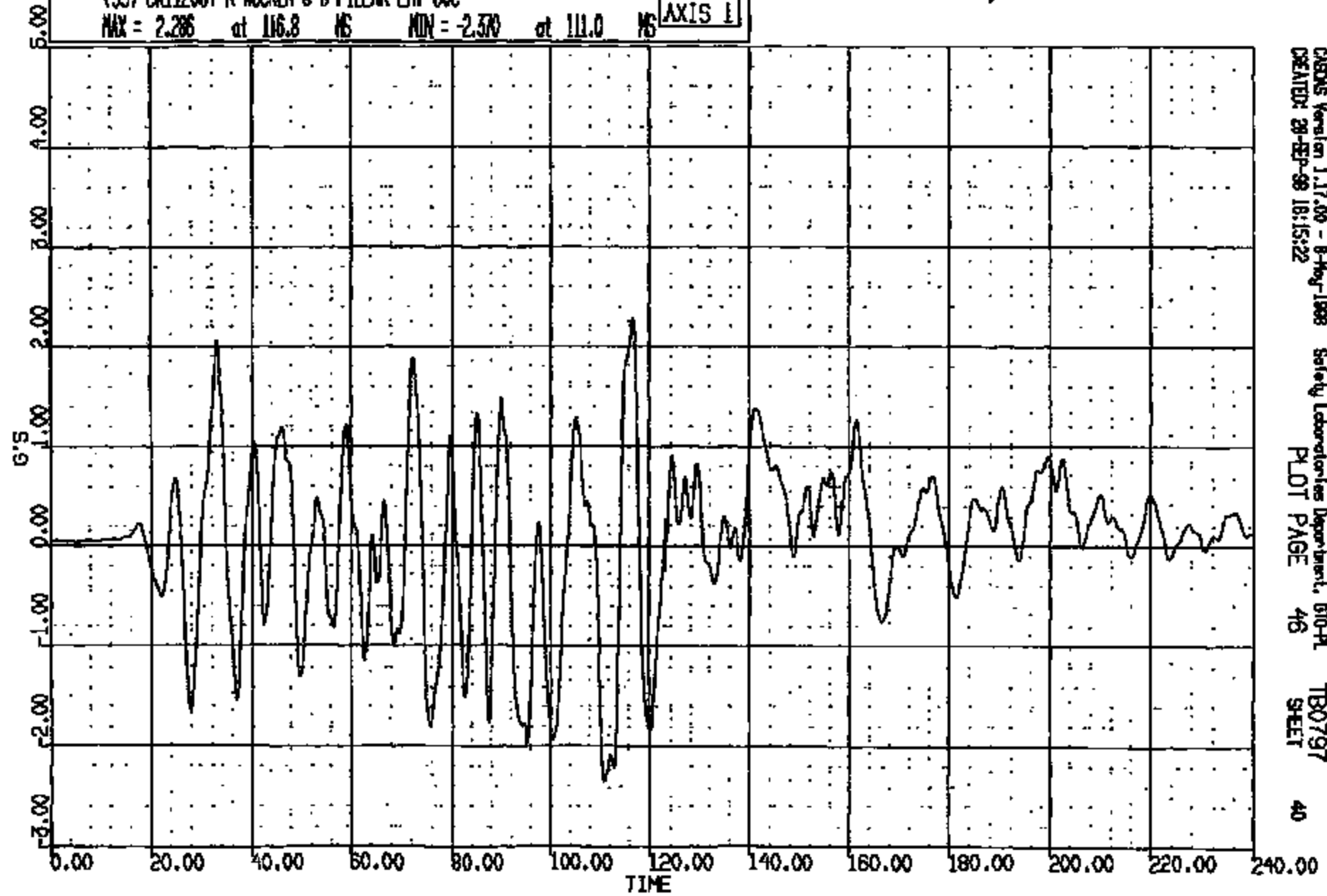
CR R: 11208 TO: TB0797 DATE: 880928 15:58:22

ROOO D-188

(35) CR11208T R ROCKER @ B-PILLAR LAT 60C

MAX = 2.286 at 116.8 MS MIN = -2.370 at 111.0 MS

AXIS 1



CRS Version 1.17.00 - 8-May-1988
CREATED: 28-SEP-88 18:15:22

Safety Laboratories Department, 670-PL
PLOT PAGE 46

TB0797
SHEET

40

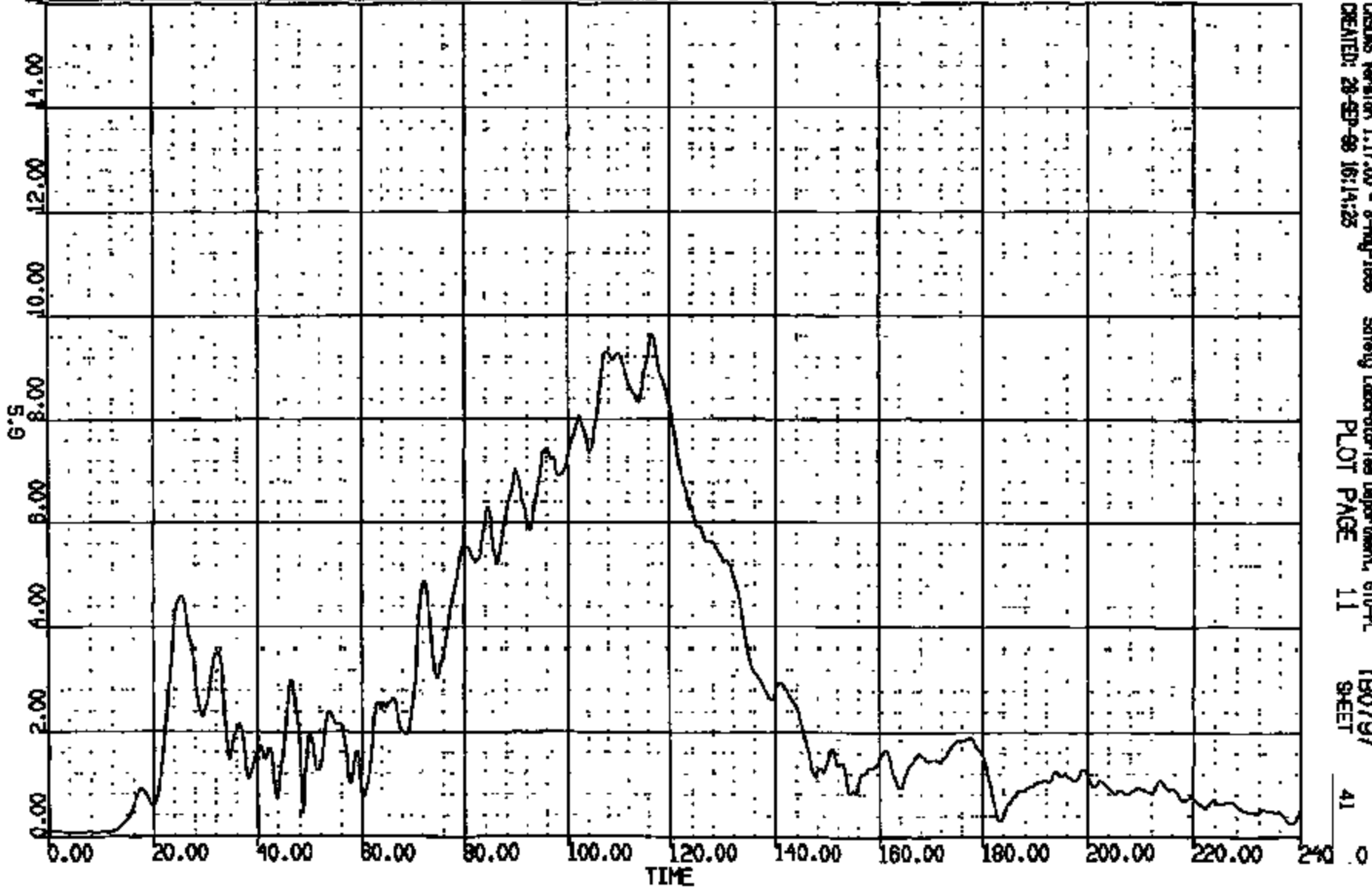
CRIS 0011208

CR R: 11208 TO: TB0797 DATE: 980928 15:58:22
2000 P-188

(10002) CR11208T R ROCKER @ B-PILLAR RES 80C

MAX = 9.630 at 116.7 MS MIN = 0.0000E-01 at 5.920 MS

AXIS 1




CRS005 Version 1.17.00 - 8-May-1998 Safety Laboratory Department, STD-PL
CREATED: 28-SEP-98 16:14:25 PLOT PAGE 11 TB0797
SHEET 41

CRTS 0011208

CR R: 11208 TO: TB0797 DATE: 980928 15:58:22
2000 D-188

(1) CR11208T ALTERNATE T-ZERO SM 4000C
MAX = 0.9570 at -.7629E-05 MS MIN = 0.9570 at -.7629E-05 MS **AXIS 1**



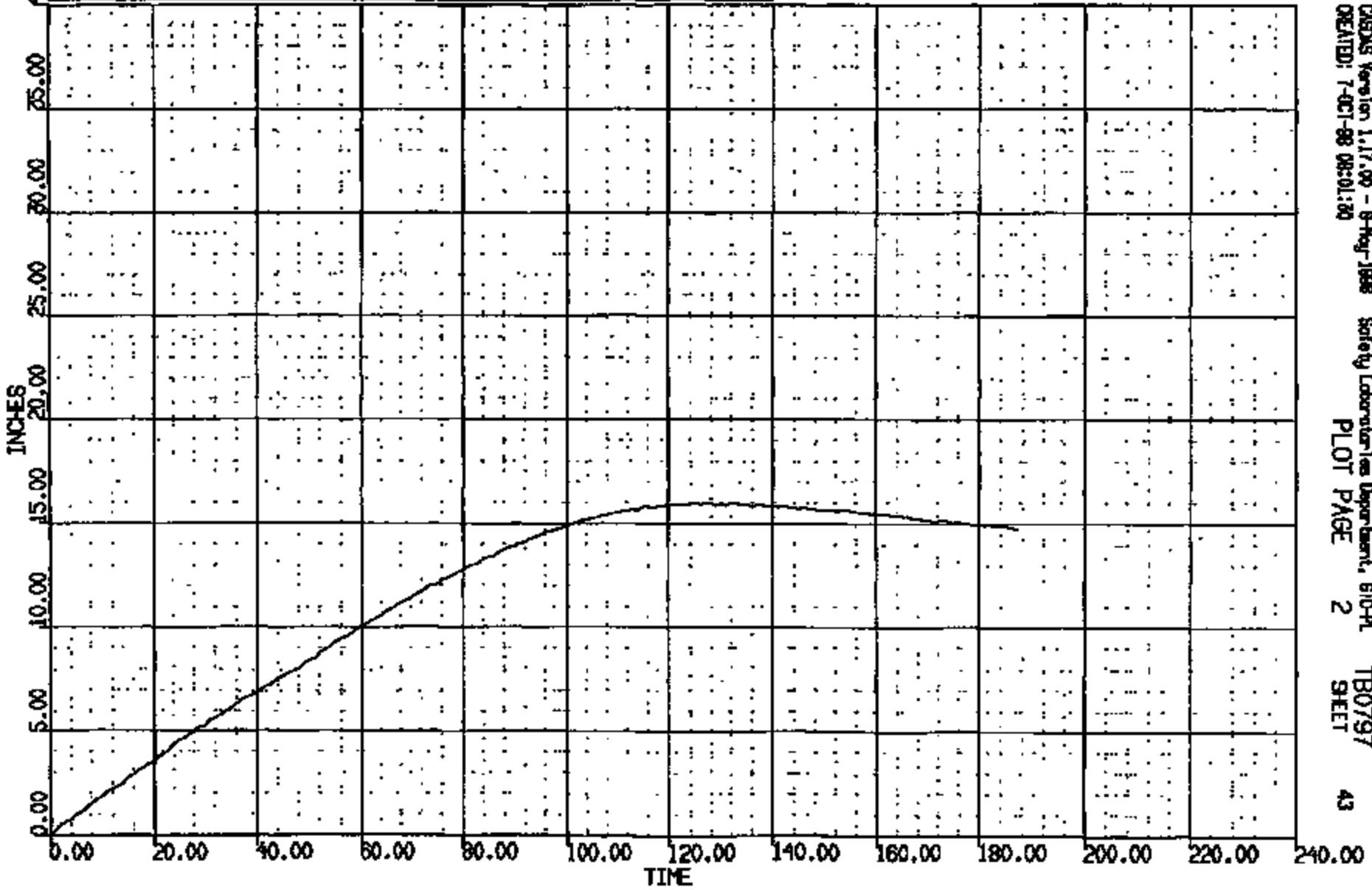
CRS Version 1.17.00 - 8-Aug-1998 Safety Laboratory Department, 810-RL
CREATED: 28-SEP-98 16:14:25 PLOT PAGE 12 TB0797 SHEET 42

CRTS 0011208

CR R: 11208 TO: TB0797 DATE: 880828 15:58:22
E000 D-188

(0) CRCL1208 L RKR AT B PLR WRT L END REF LONG DISP
MAX = 16.00 at 127.0 MS MIN = 0.0000E+00 at 0.0000E+00 MS

AXIS 1

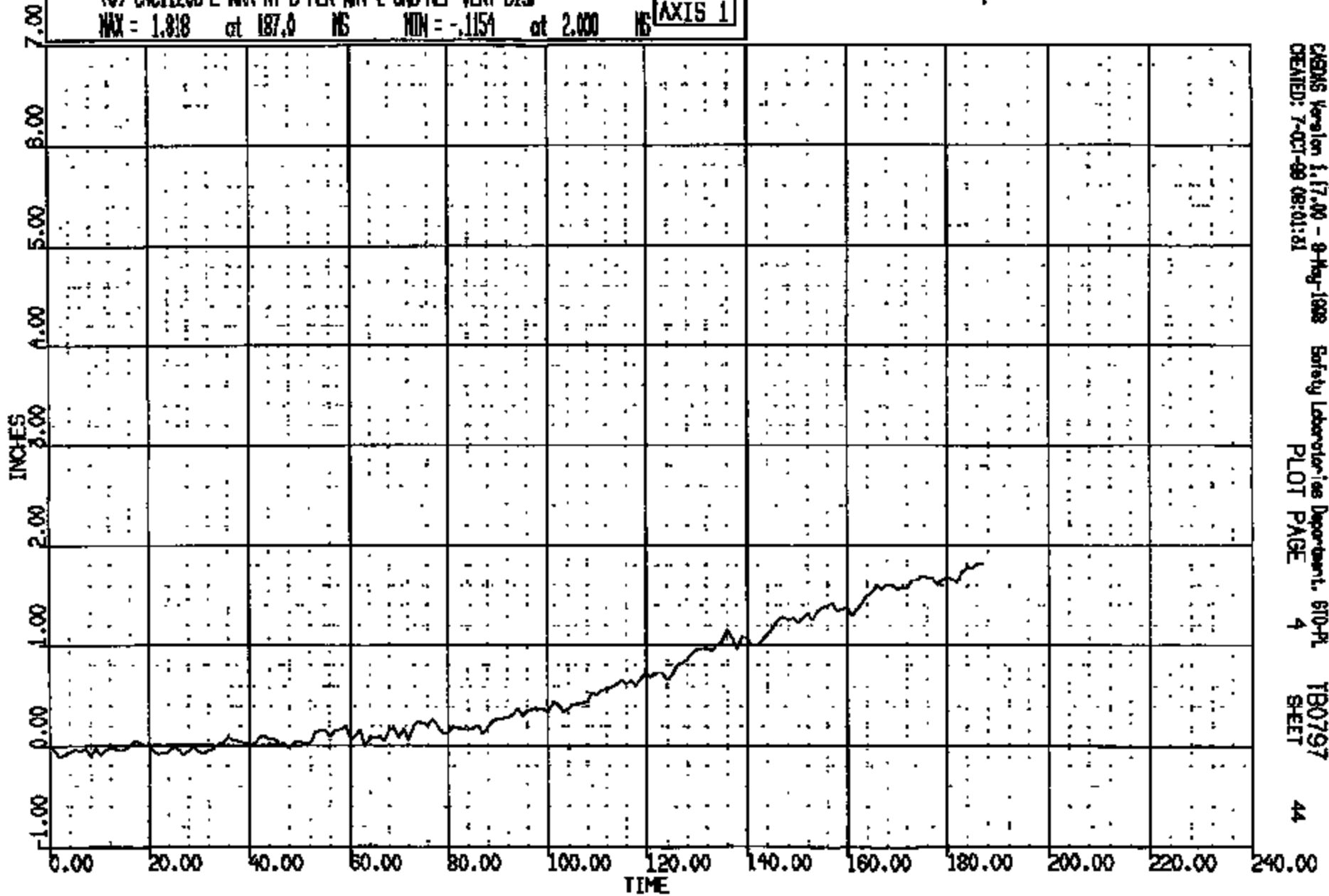


CRIS 0011208

CRSIS Version 1.17.00 - 8-Aug-1988 Safety Laboratories Department, 610-PL TB0797
CREATED: 7-OCT-88 08:01:30 PLOT PAGE 2 SHEET 43

CR R: 11208 TO: TB0797 DATE: 980928 18:58:22
E000 D-18B

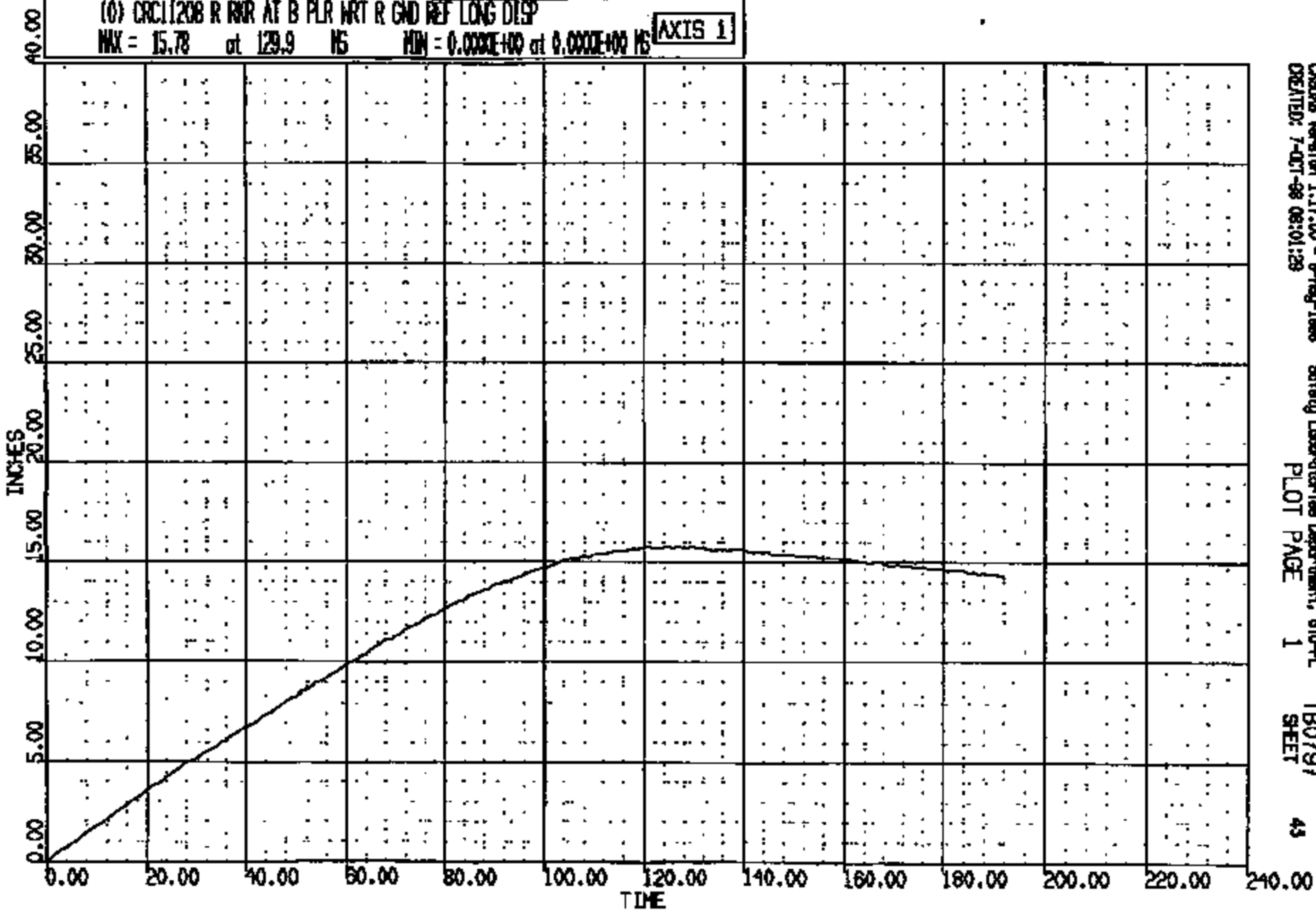
(0) CRCL1208 L RWR AT B PLR WY L END REF VERT DISP
MAX = 1.818 at 187.0 MS MIN = -.1154 at 2.000 MS **AXIS 1**



CR R: 11208 TO: TB0797 DATE: 980928 15:58:22
2000 D-198

(0) CRCL1208 R RNR AT B PLR WRT R GND REF LONG DISP
MAX = 15.78 at 129.9 MS MIN = 0.000E+00 at 0.000E+00 MS

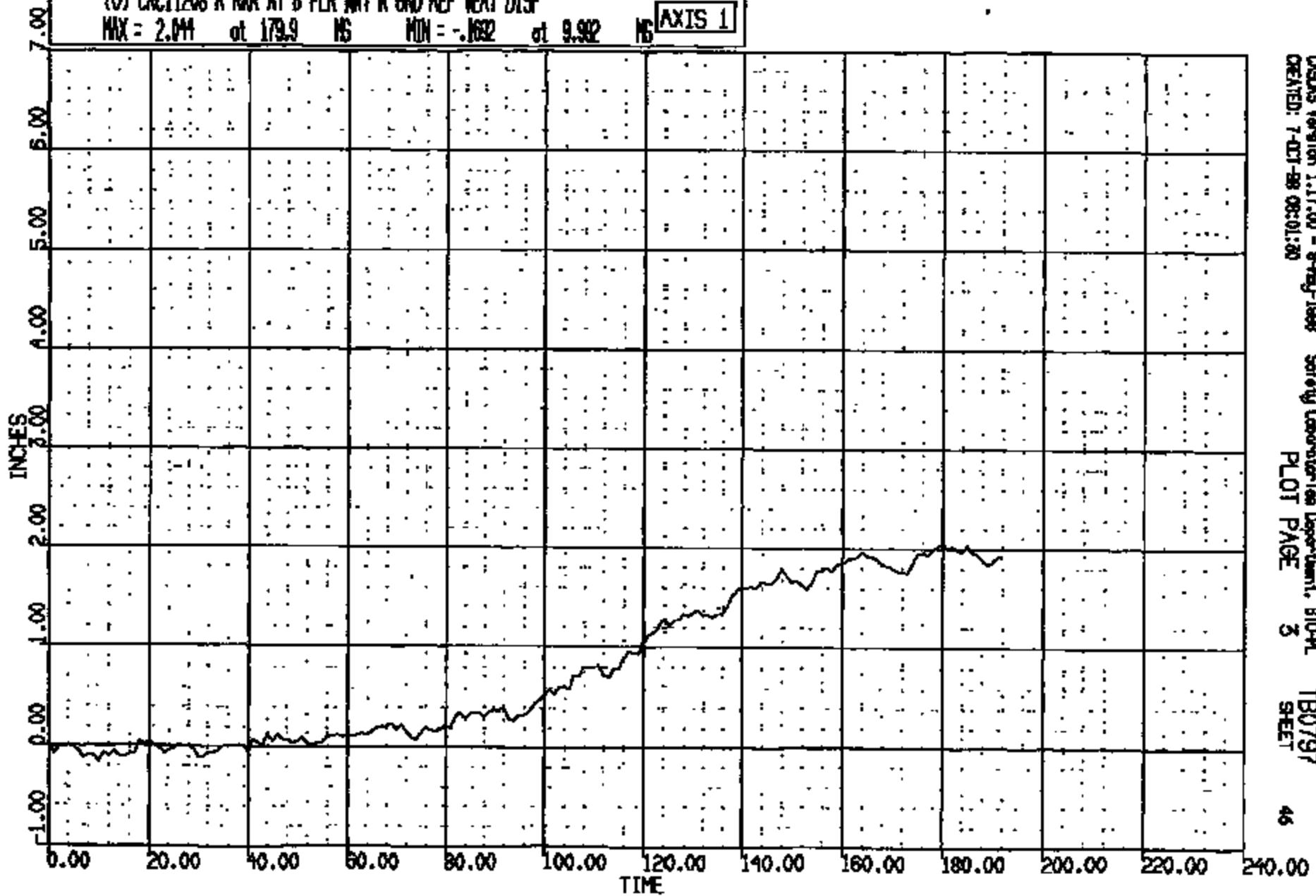
AXIS 1



CRITS 0011208


CR R: 11208 TO: TB0797 DATE: 980928 18:58:22
R000 D-188

(O) CR11208 R RWR AT B PLR WPT R END REF VERT DISP
MAX = 2.044 at 179.9 NS MIN = -.1632 at 9.982 NS **AXIS 1**



CRTS 0011208


DIGNS Version 1.17.00 - 8-May-1998 Safety Laboratories Department, BTO-PL
CREATED: 7-OCT-98 08:01:20 PLOT PAGE 3 TB0797
SHEET 46



Name:

11208001.JPG

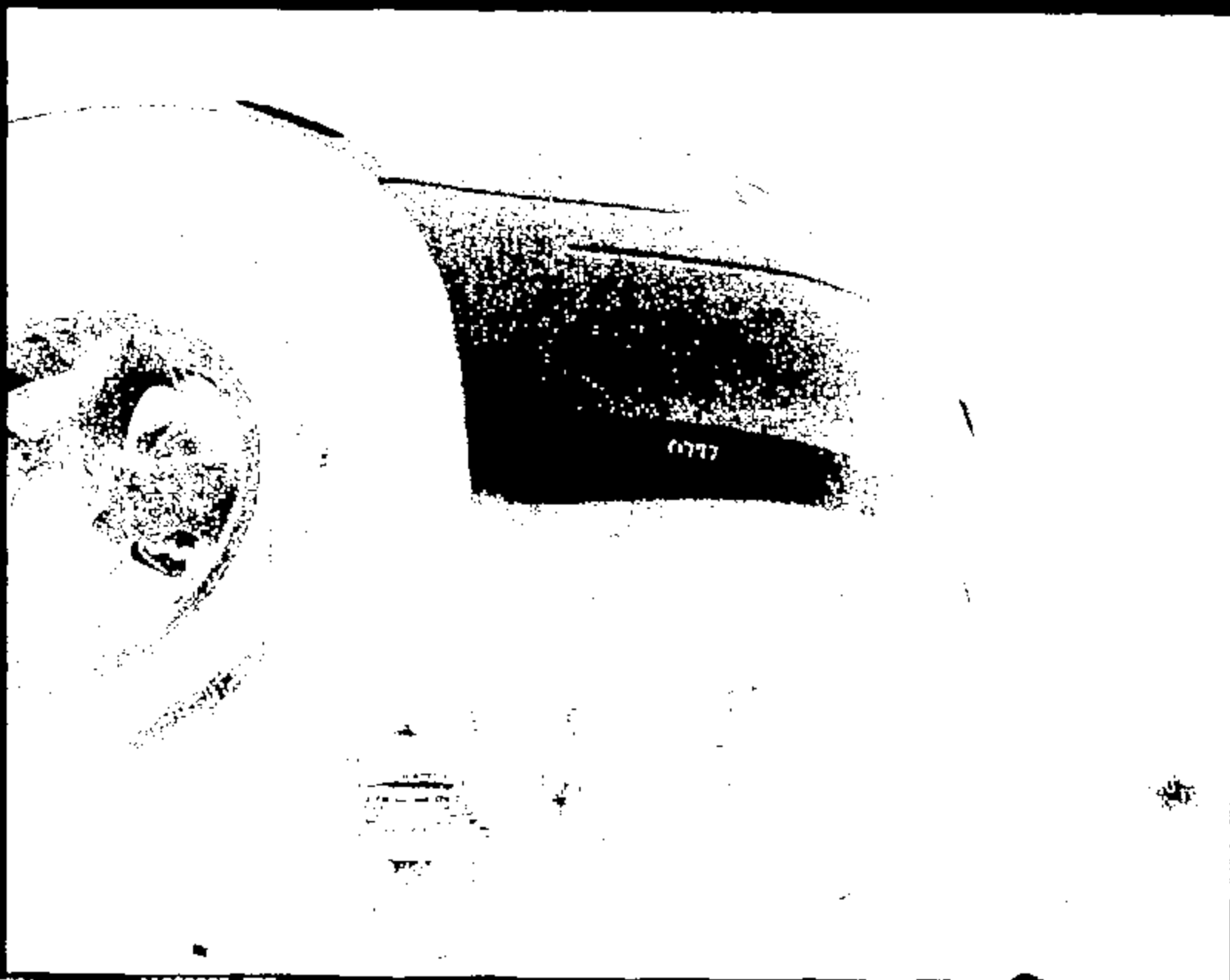
CRTS 0011208



Frame 1


11208002.JPG

CRTS 0011208



Name:

11208003.JPG



Name :

11208004.JPG


CRTS 0011208



Name:

11208005.JPG

CRTS 0011208



Name:


11209006.JPG

CRTS 0011208




Name: 11208007 JDG

CRTS 0011208




Name: 11208008.JPG

CRTS 0011208



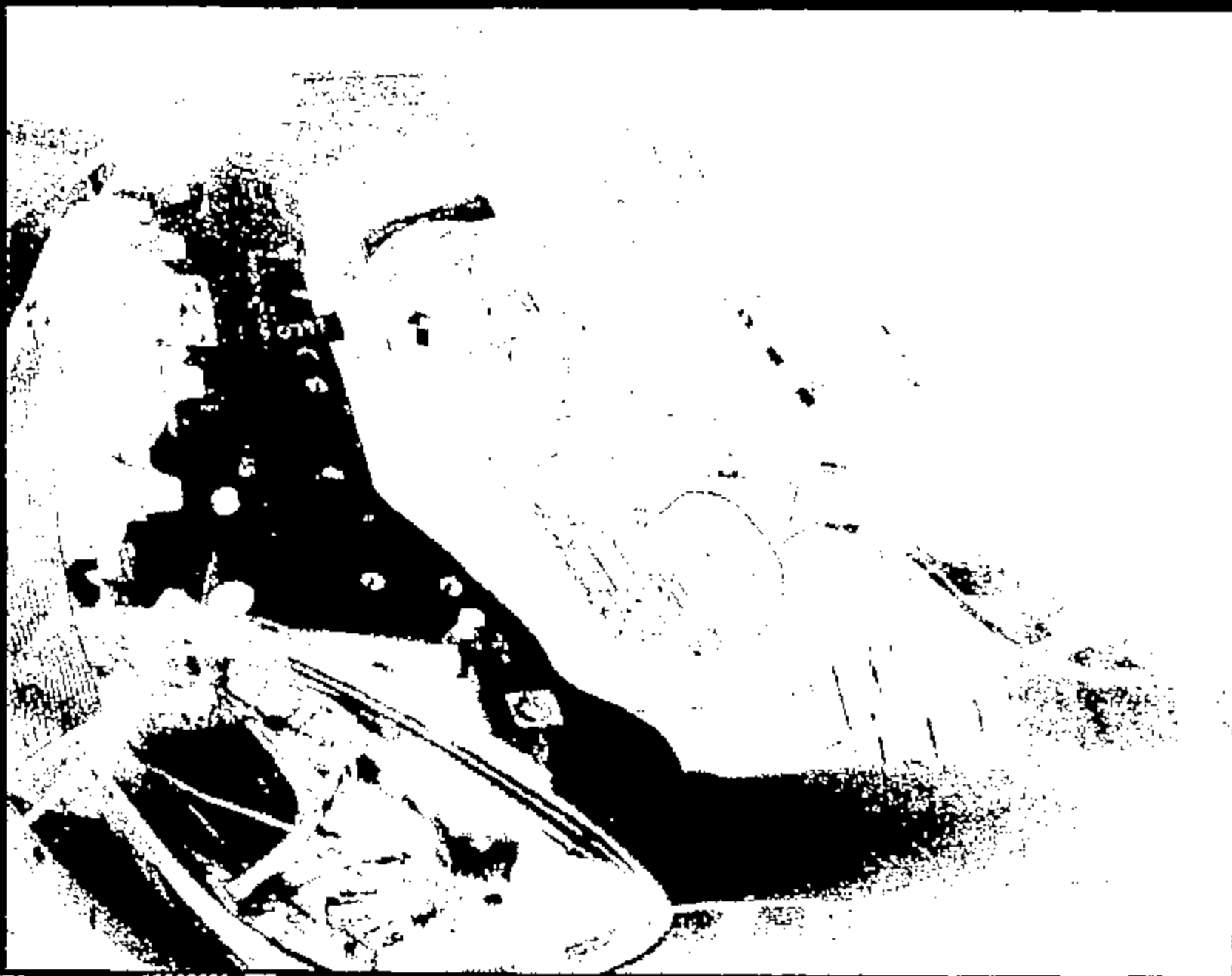
Name : 11208009.JPG



Name:

11208010.JPG

CRTS 0011208



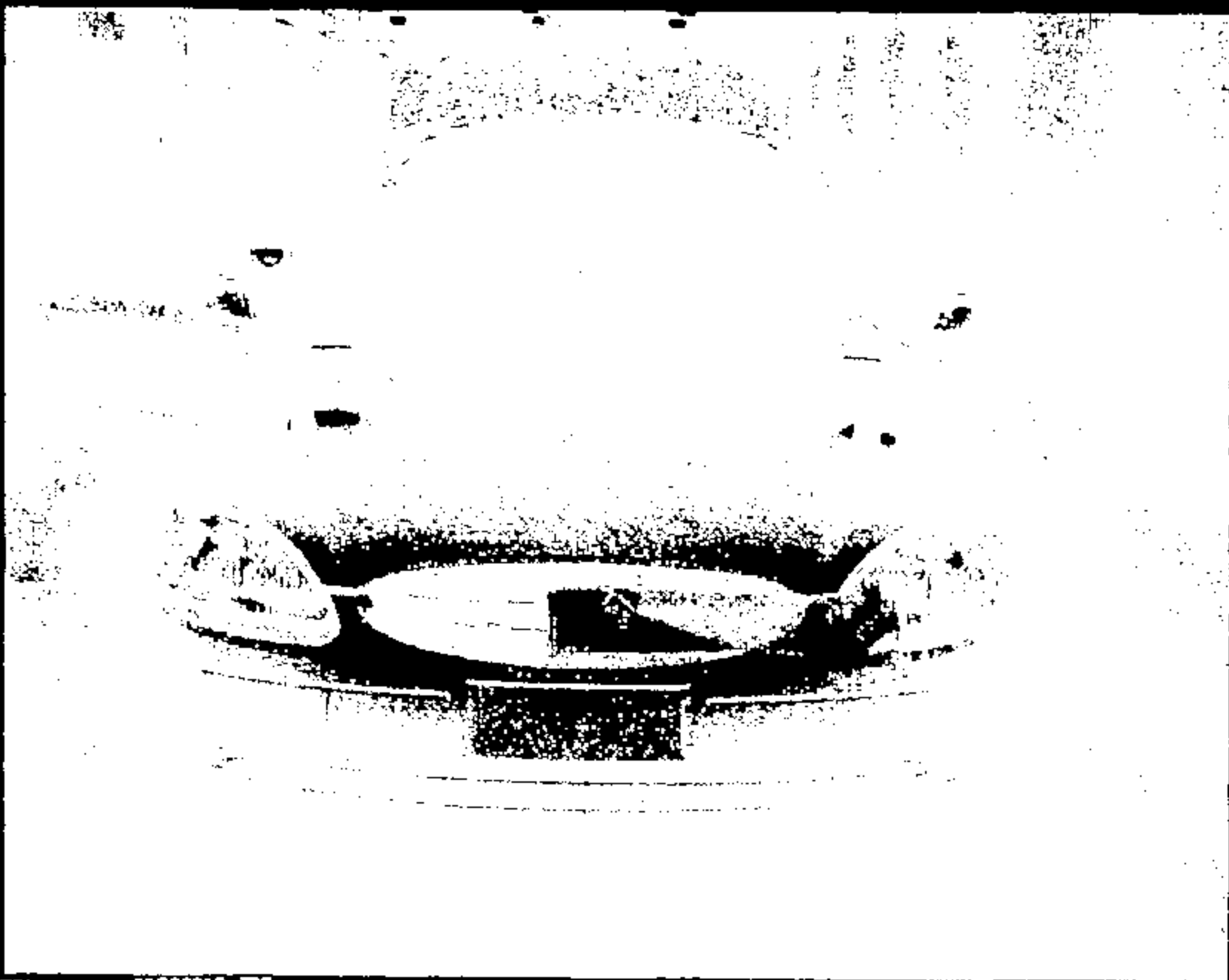
Name : 11208011.JPG



Name :


11208012.JPG

CRIS 0011208



Name: 11208013.JPG

CRTS 0011208



Name:

11208014.JPG

CRTS 0011208



Name: 11208015.JPG





Image:

11208016.JPG


CRTS 0011208



Name :

11208017.JPG


CRTS 0011208



Name:

11208018.JPG


CRIS 0011208



Name:

11208019.JPG

CRTS 0011208



Name :

11208020.JPG

CRTS 0011208




11208

11208

Name: 11208021.JPG

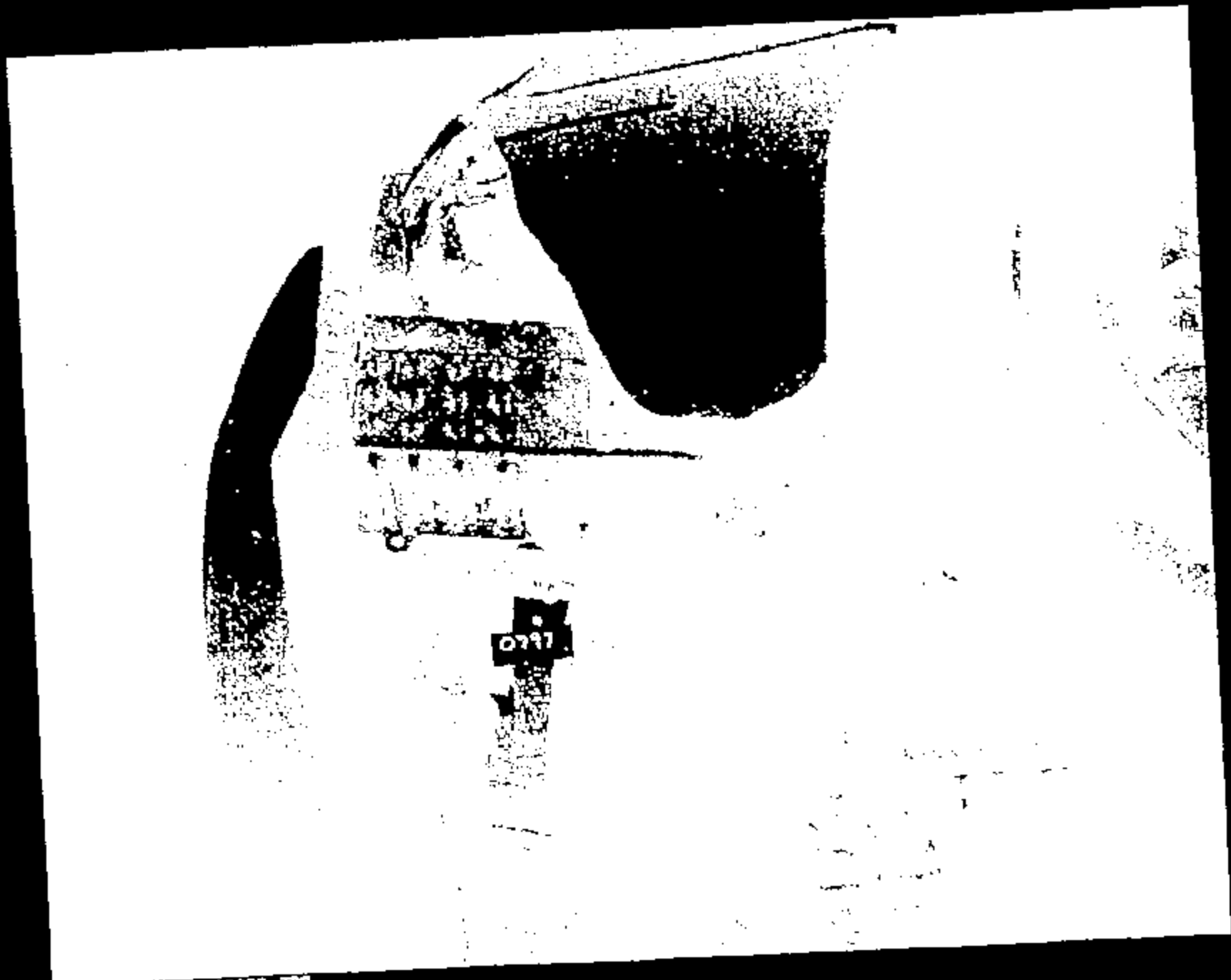
CRTS 0011208



Name:

11208022.JPG

CRIS 0011208



Name :


11208023.JPG



Name:

11208024.JPG


CRTS 0011208




Name :

11208025.JPG


CRTS 0011208




Name: 11208026.JPG




Name: 11208027.JPG



NAME: 11209029.JPG




Name: 11208029.JPG



Name:

11208030.JPG



Name: 11208031.JPG


CRTS 0011208



Name:

11208032.JPG

CRTS 0011208



Name :

11208033.JPG


CRTS 0011208



Name :

11208034.JPG

CRTS 001 1208



701-11-00121

Name: DJF 5308211

CRTS 0011208



GTO Test Request

Requester/Coordinator (PROFS ID):

KEWING

KURT EWING

Testing Activity: Crash Barrier Test Lab	Date Submitted: 01-SEP-08	Requested Completion Date: 11-SEP-08	Requestor Reference Number:
Test Procedure Number: CRS-00	Test Title and/or Subject of Test: 2000 D188 Bumper Override Non-Deployment Test		
Billable Requestor Dept No.: T851 AV2215A	Worksheet/Work Order Number: F08	Test conducted to certify control item compliance with Government Regulations:	
Billable Requestor PROFS ID: KEWING	Billable Requestor Name: KURT EWING	Yes: <input type="checkbox"/>	No: <input checked="" type="checkbox"/>
Complete the following two questions as indicated 1 - Rational for not replacing this test by CAE Analysis: <input type="checkbox"/> No CAE Methodology or process available <input type="checkbox"/> For CAE Correlation <input type="checkbox"/> Insufficient confidence in CAE <input type="checkbox"/> To obtain basic data for CAE <input type="checkbox"/> Replacement or improvement of existing Test <input type="checkbox"/> Testing is Outlier <input type="checkbox"/> Mandatory or Regulatory <input type="checkbox"/> Certification <input type="checkbox"/> Development test for FSB <input type="checkbox"/> Not applicable Other: verification (Check appropriate boxes)		2 - What is the expected Test Outcome: <input checked="" type="checkbox"/> Results will meet DVP/PCR requirements <input type="checkbox"/> System Component will not meet Test specification <input type="checkbox"/> Unknown <input type="checkbox"/> Above is Based on CAE? Other: (Check appropriate boxes)	

Test Purpose/Test Procedure or Description of Test:

Custom Test Procedure T857-320

"RECORD COPY"

Schedule No. 7-7-12Retain Until 2018

Signature Approvals (As Required for Control Purposes)

Requesting Engineer KURT EWING

Testing Engineer _____

Requesting Supervisor/Manager ALAN TAUB

Testing Supervisor _____

BARRIER TEST REQUEST

TB0797

TEST OBJECTIVE: VERIFICATION, AIR BAG SENSOR
 IMPACT SPEED (MPH): 10
 TEST PROCEDURE: CP&S-00: BUMPER OVERRIDE NO-DEPLOY
 IMPACT TEST VEHICLE FRONTALLY INTO BOR FIXTURE.
 SET FIXTURE HEIGHT SUCH THAT BOTTOM EDGE IS ALIGNED WITH MARKING ON VEHICLE FRONT.

TEST VEHICLE TAG: 5796810
 TEST VEHICLE VIN: 1FALP0292YB100663
 MODEL: D198
 MODEL YEAR: 2000
 TASK NO.: F09
 BILLABLE DEPT.: T861
 PDL: CDD-0030

FUEL: TYPE= NONE FILL LEVEL (GAL.)= 0

TIRE PRESSURE (PSI): FRONT = 30 REAR = 30 SPARE = NA
 CURB WEIGHT (LBF.): FRONT = 2131 REAR = 1163 TOTAL = 3294
 TEST WEIGHT (LBF.): FRONT = 2210 REAR = 1268 TOTAL = 4308
 +/- = 25

RIDE HEIGHTS (IN.): FRONT = LEVEL R/R +/- TO GROUND REAR = LEVEL R/R +/- TO GROUND

WEIGH UP INSTRUCTIONS:

MAY REMOVE: DECKLID
 DO NOT PLACE WEIGHT: UNDERHOOD LOCATIONS OTHER THAN IN ENGINE (SEE BELOW).
 MAX ADD TO ENGINE: 75 LBF.
 LOAD TO TEST WEIGHT & LEVEL ROCKERS WRT GROUND.
 SPRING INSERTS ACCEPTABLE.

OCCUPANT TYPE: LEFT FRONT = WATER BOTTLE
 RIGHT FRONT = WATER BOTTLE

DUMMY POSITIONING: NA DRIVER FOOT-REST: NA

SEAT POSITIONING:

	LONG	VERT	BACK ANGLE (DEG.)	PKG CHK
LEFT FRONT =	MID	FULL DWN	27.2 (FRAME)	N
RIGHT FRONT =	MID	FULL DWN	27.2 (FRAME)	N

RESTRAINTS USAGE:

	BELT	HYRO BELT	FRONT BAG	SIDE BAG
LEFT FRONT =			X	
RIGHT FRONT =			X	

NOTE: PRETENSIONERS ARE @ BUCKLE IF SO EQUIPPED

BARRIER TEST REQUEST

TB0797

SENSOR SYSTEM: LIVE SYSTEM DEPLOY

DIMENSIONAL ANALYSIS: NONE

STILL PHOTO: STANDARD PRE & POST TEST

HIGH SPEED FILM:

OFFBOARD			ONBOARD		NOTES
1	RIGHT	OVERALL			
2	LEFT	OVERALL			
3	RIGHT	A-PILLAR FORWARD			
4	LEFT	A-PILLAR FORWARD			
5	OVERHEAD	A-PILLAR FORWARD			
TOTAL OFFBOARD =			6	TOTAL ONBOARD =	0

FILM ANALYSIS: LEFT ROCKER DISP. & VELOCITY @ B-PILLAR WRT GROUND
 RIGHT ROCKER DISP. & VELOCITY @ B-PILLAR WRT GROUND

DIGITIZED FILM:

NA			
----	--	--	--

SPECIAL BUILD INSTRUCTIONS:

- 1 UPDATE SENSOR SYSTEM (SEE SENSOR MAP FOR PART DESCRIPTIONS & SERIAL NUMBERS)

CONTACTS:

	NAME	PHONE	PAGER
REQUESTOR:	K. EWING	24-85185	KEWI
BLD. COORD:	B. PAGANO	32-30545	BPAG
SUPERVISOR:	K. ARTHUR	58-05188	KART

DATE	DESCRIPTION	PAGES AFFECTED	AUTHORIZATION
8/3/98	RESTRAINTS USAGE MODIFIED	1	KLE
8/3/98	SENSOR USAGE MODIFIED TO LIVE DEPLOY	1	KLE
8/3/98	SPECIAL BUILD INSTRUCTIONS MODIFIED	2	KLE
8/15/98	SPECIAL BUILD INSTRUCTIONS MODIFIED	2	KLE
8/15/98	TEST PROCEDURE DESCRIPTION MODIFIED	1	KLE

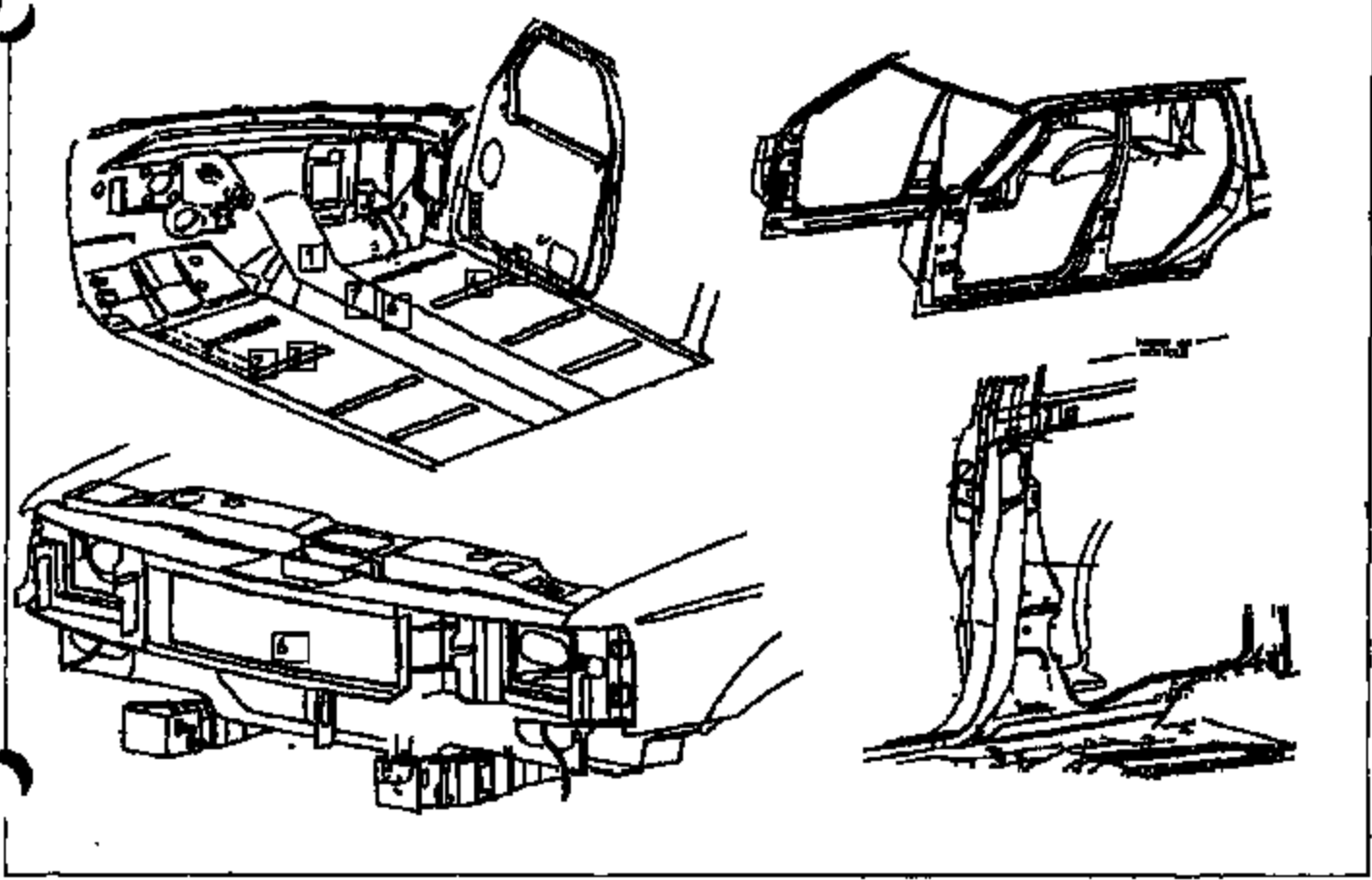
File: Tb0797, Tab: REQUEST
 Created: 8/1/98
 Revised: 8/15/98
 Printed: 8/15/98, 10:58 AM

TB 0797

SENSOR MAP

Vehicle ID: 578W810
Build level: CP

Program: D188
Test Mode: BOR
TA No.: TB0797



Sensor Channels only

Location Name	Supplier	Output	Nominal (+/-)	Max/Min	Serial #	
1 C/F_FLOOR_PAN_B_PMD_TUNNEL (LMB WORK Location)	SN009-1	VISTEON	DAB1_OUT	0	10	[REDACTED]
	SN009-2		DAB2_OUT	0	10	
	SN009-3		AB1_OUT	0	10	
	SN009-4		PAB2_OUT	0	10	
	SN009-5		D_PIP_OUT	0	10	
	SN009-6		F_PIP_OUT	0	10	
	SN009-7		D_SAB1_OUT	0	10	
	SN009-8		P_SAB1_OUT	0	10	
	SN009-9		VERTUS	5	10	
1 C/F_FLOOR_PAN_B_PMD_TUNNEL	excel	TRIAx	On ngrom		NA	
2 L/F_FLOOR_B_P1_JOINR_OUTBD	VISTEON				[REDACTED]	
3 L/F_FLOOR_B_P1_JOINR_SEAT_CL	excel	TRIAx			NA	
4 R/F_FLOOR_B_P1_JOINR_OUTBD	VISTEON				[REDACTED]	
R/F_FLOOR_B_P1_JOINR_SEAT_CL	excel	TRIAx			NA	

7B0797

Sensor Channels only

Location Name	Supplier	Output	Nominal (+/-)	Max/Min	Serial #
5 C/RAD	FCS	VISTEK	FCS		
5 C/RAD	accel	TRIAx	Next to FCS		NA
T zero required; 12 volt nominal source					
Hard wired: SEAT TRACK (C2-8) 220ohm; DVR buckled (C2-8) 330ohm;					
PASS unbuckled (C2-10) 810ohm					
6 FC_FLOOR_FAN @_TUNNEL	SW001-1	TRW	DAB2	0	10
	SW001-2		PAB2	0	10
	SW001-3		DAB1	0	10
	SW001-4		PAB1	0	10
6 FC_FLOOR_FAN @_TUNNEL	ACCEL		TRIAx	ON MODULE	
7 FC_FLOOR_FAN @_TUNNEL_SM	ACCEL		TRIAx	NEXT TO MODULE	

REVISION LOG

DESCRIPTION	DATE	PAGE AFFECT	AUTH
TRM MODULE ADDED	9/10/98	2	KLE
TRM MODULE SERIAL NUMBERS REMOVED	9/15/98	2	KLE



"RECORD COPY"
 Schedule No. 7-7-12
 Retain Until 2018

CONFIDENTIAL

FINAL TEST REPORT

**Global Test Operations
 Advanced Vehicle Technology**

TO:	A. Taub	Test Order No. Work Task W. O. No. Test Date Date Reported Sheet	T-B0788 F09 8/30/98 11/30/98 1 of 56
SUBJECT:	Crash Test 11211 (90° Front 25% Offset Vehicle to Vehicle Impact at 28.7 ± 0.4 mph, 38.1 ± 0.6 km/h) - 2000 Taurus (D185) 4-Door Sedan into a 1999 Taurus (DN-101) 4-Door Sedan		
REQUESTED BY:	Vehicle Safety and CAE Department, Advanced Vehicle Technology - K. Ewing		
OBJECT:	To obtain development data relative to air bag system sensors.		
SUMMARY OF TEST RESULTS:	See Section I.D for air bag system sensor data.		


 R. Rocca
 Test Development Engineer


 11/30/98
 Connor, R. Burns
 Section Supervisor
 Operations Engineering Section

VEHICLE DATA: (BULLET)

Make and Model 2000 Taurus (D198) 4-Door Sedan

ID Numbers 1FALP53U0YS100582, 579-W-791

Power Train 3.0L, EFI, Automatic Transaxle

Fuel Tank(s) Test Condition: Empty

Front Seat(s) Type: Bucket
Cover: Cloth
Tracks/Position: Manual/Mechanical Mid
Seat Backs/Position: Adjustable/Not Measured
Head Restraints/Position: Adjustable/Up

Restraint System LF & RF: 3-Point Continuous Loop Active Belt

Occupants LF & RF: Water-Filled Containers (Simulating
50th Percentile Male, Hybrid II,
Uninstrumented Dummies)

Test Weight Front: 2352 lb (1067 kg)
Rear: 1965 lb (891 kg)
Total: 4317 lb (1958 kg)

Tires Front: P215/60R16 30 psi (207 kPa)
Rear: P215/60R16 30 psi (207 kPa)
Spare: Removed

Significant Content or Accessories: Air Conditioning, Power Steering, Power Brakes, Tilt Steering Wheel

VEHICLE DATA: (TARGET)

Make and Model	1998 Taurus (DN-101) 4-Door Sedan	
ID Numbers	1FAPP58U4KA118180	
Power Train	3.0L, EFI, Automatic Transaxle	
Fuel Tank(s)	Test Condition: Empty	
Front Seat(s)	Type: Bucket Cover: Cloth Tracks/Position: Manual/Mechanical Mid Seat Backs/Position: Adjustable/Not Measured Head Restraints/Position: Adjustable/Up	
Restraint System	LF & RF: 3-Point Continuous Loop Active Belt	
Occupants	LF & RF: Water-Filled Containers (Simulating 50th Percentile Male, Hybrid II, Uninstrumented Dummies)	
Test Weight	Front: 2100 lb (955 kg) Rear: 1985 lb (899 kg) Total: 3891 lb (1768 kg)	
Tires	Front: P205/65R15 Rear: P205/65R15 Spare: Removed	30 psi (207 kPa) 30 psi (207 kPa)
Significant Content or Accessories:	Air Conditioning, Power Steering, Power Brakes, Tilt Steering Wheel	

GENERAL TEST COMMENTS:

1. Test Procedure

The test was performed according to the following Corporate test procedure(s):

Vehicle to Vehicle Impact Tests, T857-P4-80 dated July 17, 1996.

1.1 Vehicle Alignment

The target vehicle structure was aligned to impact 25% of the bullet test vehicle structure on the left (driver) side. Both vehicles were in level attitude as specified by the requester.

2. Remarks

Crash movies, pre- and post-crash still images of the test vehicle and copies of this report are available through the Operations Engineering Section, Safety Laboratories Department, GTO. The crash still images are stored and archived on CD ROMs. The file names of the still images are listed under crash number and a three digit sequence number which are 11211001 through 11211088.

TEST RESULTS

1.0 Sensor Development

Time histories of the air bag/sensor(s) are included in this report.

Time histories of any requested derived data (i.e. integrations, etc.) were given to the requesting activity and are not included in this report.

2.0 Vehicle Crush, Film Analysis and/or Instrumentation Data

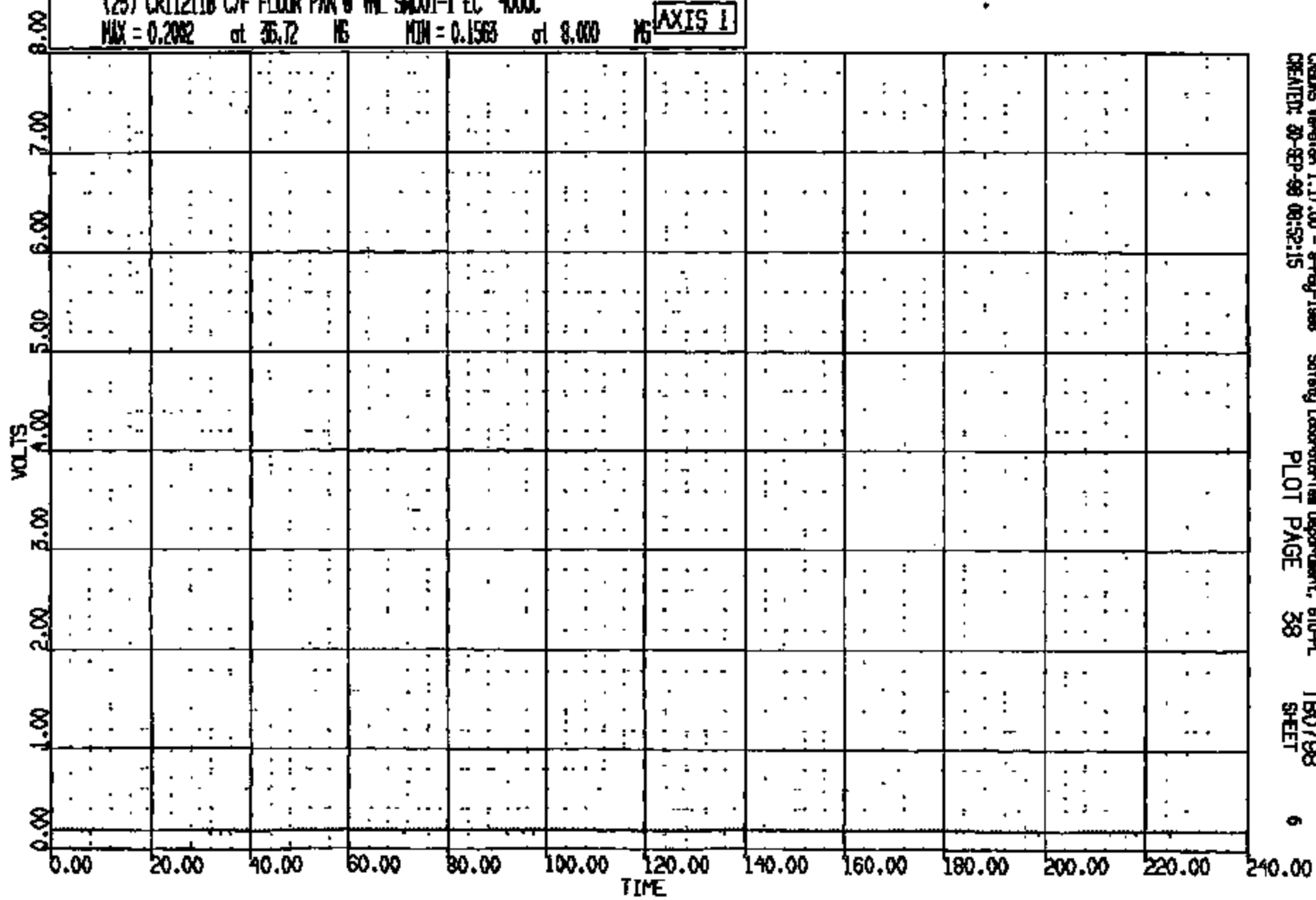
Time histories of the vehicle accelerations and other instrumentation are included in this report.

- Time histories of vehicle dynamic displacements obtained from Film Analysis are included in this report.

Time histories of any requested derived data (i.e. integrations, etc.) were given to the requesting activity and are not included in this report.

CR R: 11211 TO: TB0798 DATE: 080820 08:30:21
2000 D-198 2000 D-198

(23) CR11211B C/F FLOOR PAN @ INL 94001-I EC 4000C
MAX = 0.2082 at 35.72 MS MIN = 0.1563 at 8.000 MS **AXIS 1**




CRAMS Version 1.17.00 - 9-May-1998 Safety Laboratories Department, 610-PL
CREATED: 30-SEP-98 08:52:15 PLOT PAGE 38 TB0798
SHEET

CRIS 0011211

CR R: 11211 TO: TB0798 DATE: 880930 08:30:21
2000 D-188 2000 D-188

(24) CR11211B C/F FLOOR PAN @ TML SH001-2 EC 4000
MAX = 0.2687 at 117.0 MS MIN = 0.2344 at 8.400 MS **AXIS 1**

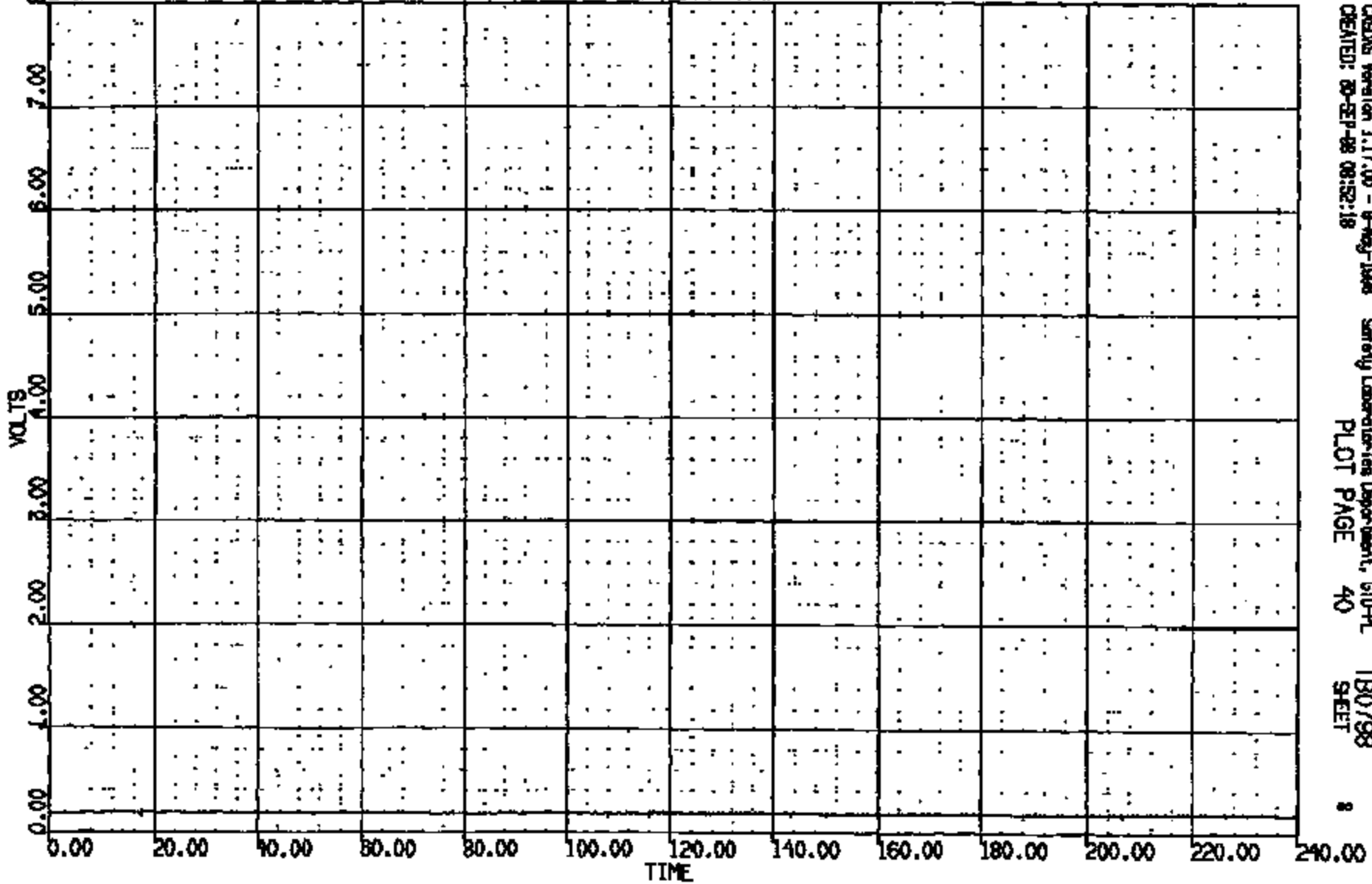


CRIBS Version 1.17.00 - 8-May-1988 Safety Laboratory Department, 610-PL TB0798
CREATED: 20-SEP-88 08:52:17 PLOT PAGE 39 SHEET 7

CRIS 0011211

CR R: 11211 TO: TB0798 DATE: 980930 08:50:21
2000 D-188 2000 D-188

(25) CR11211B C/F FLOOR PAN @ INL S4001-3 EC 4000C
MAX = 0.1953 at 117.0 MS MIN = 0.1563 at 17.12 MS **AXIS 1**



CADNAS Version 1.17.00 - 9-May-1998 Safety Laboratories Department, 610-PL TB0798
CREATED: 20-SEP-98 08:52:18 PLOT PAGE 40 SHEET 8

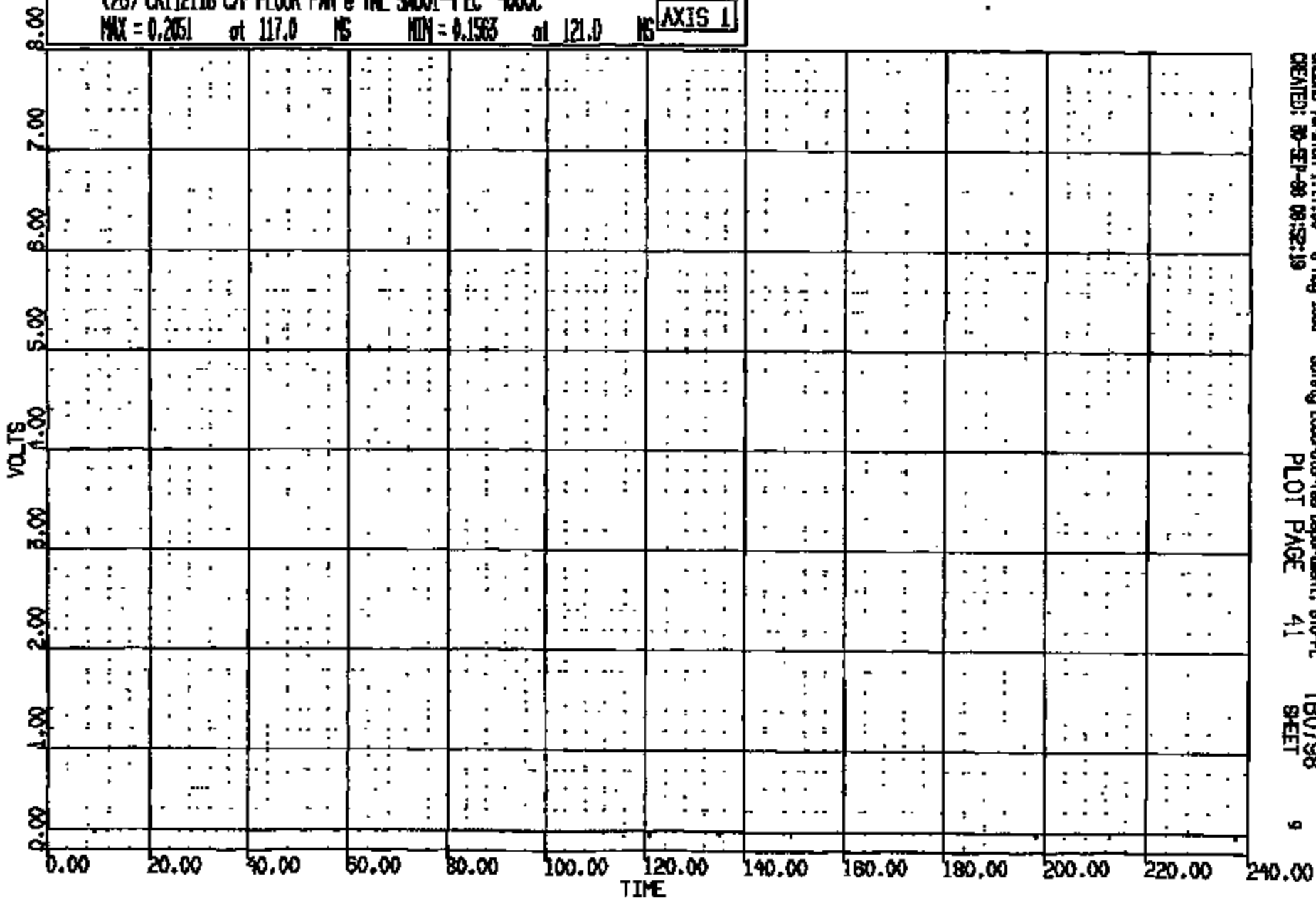
CRTS 0011211

CR R: 11211 TC: TB0798 DATE: 880930 08:30:21
2000 D-188 2000 D-188

(26) CR11211B C/F FLOOR PAN @ TNL SH001-1 EC 4000C

MAX = 0.2051 at 117.0 MS MIN = 0.1563 at 121.0 MS

AXIS 1



CRSIS Version 1.17.00 - 8-May-1988
CREATED: 88-SEP-28 08:32:19

Safety Laboratories Department, 610-PL
PLOT PAGE 41

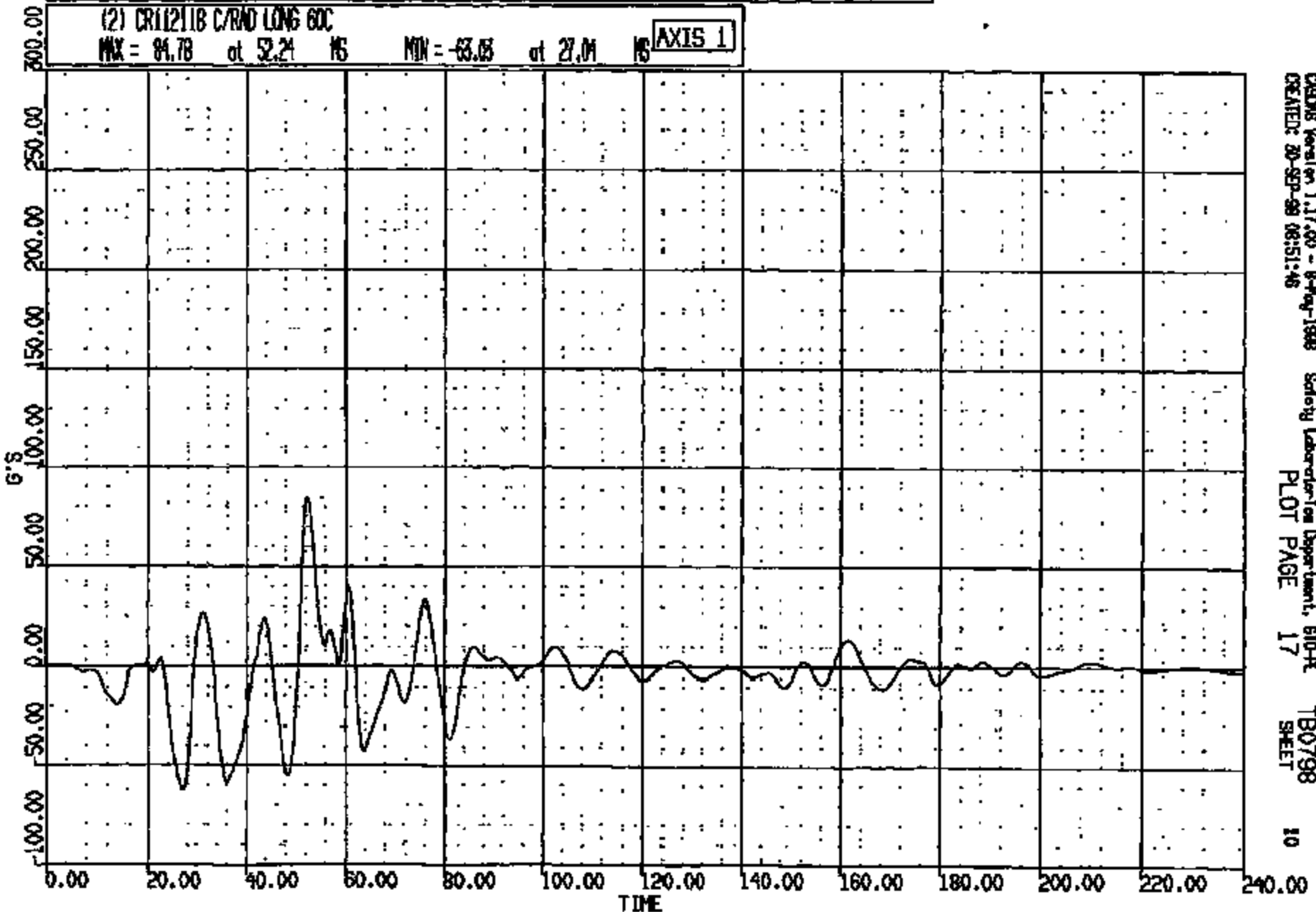
TB0798
SHEET

9

CRIS 0011211

CR R: 11211 TO: TB0798 DATE: 220220 09:30:21
2000 D-188 2000 D-188

(2) CR11211B C/RAD LONG 60C
MAX = 84.78 at 52.24 MS MIN = -63.05 at 27.04 MS **AXIS 1**

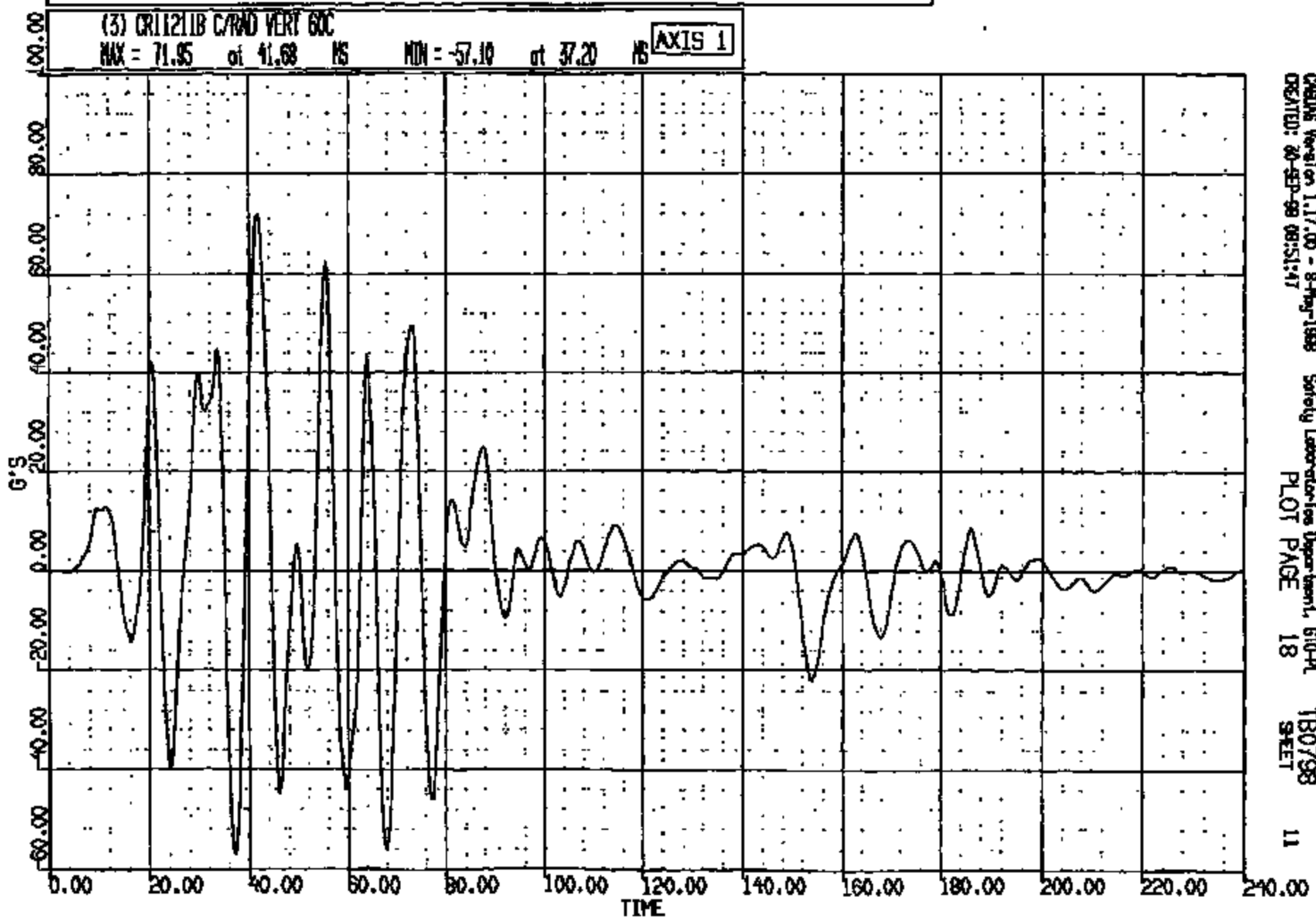


CGDS Version 1.17.00 - 8-May-1998 Safety Laboratory Department, 610-FC
CREATED: 20-SEP-98 08:51:46 PLOT PAGE 17 TB0798
SHEET 10

CRTS 0011211

CR R: 11211 TO: TB0798 DATE: 880920 09:50:21
2000 D-188 2000 D-188

(3) CR11211B C/RAD VERT 60C
MAX = 71.95 of 41.68 MS MIN = -57.10 at 37.20 MS AXIS 1



CARDAS Version 1.17.00 - 8-May-1988 Safety Laboratories Department, 610-PL
CREATED: 20-SEP-88 09:51:47 PLOT PAGE 18 TB0798
SHEET 11

CR11211

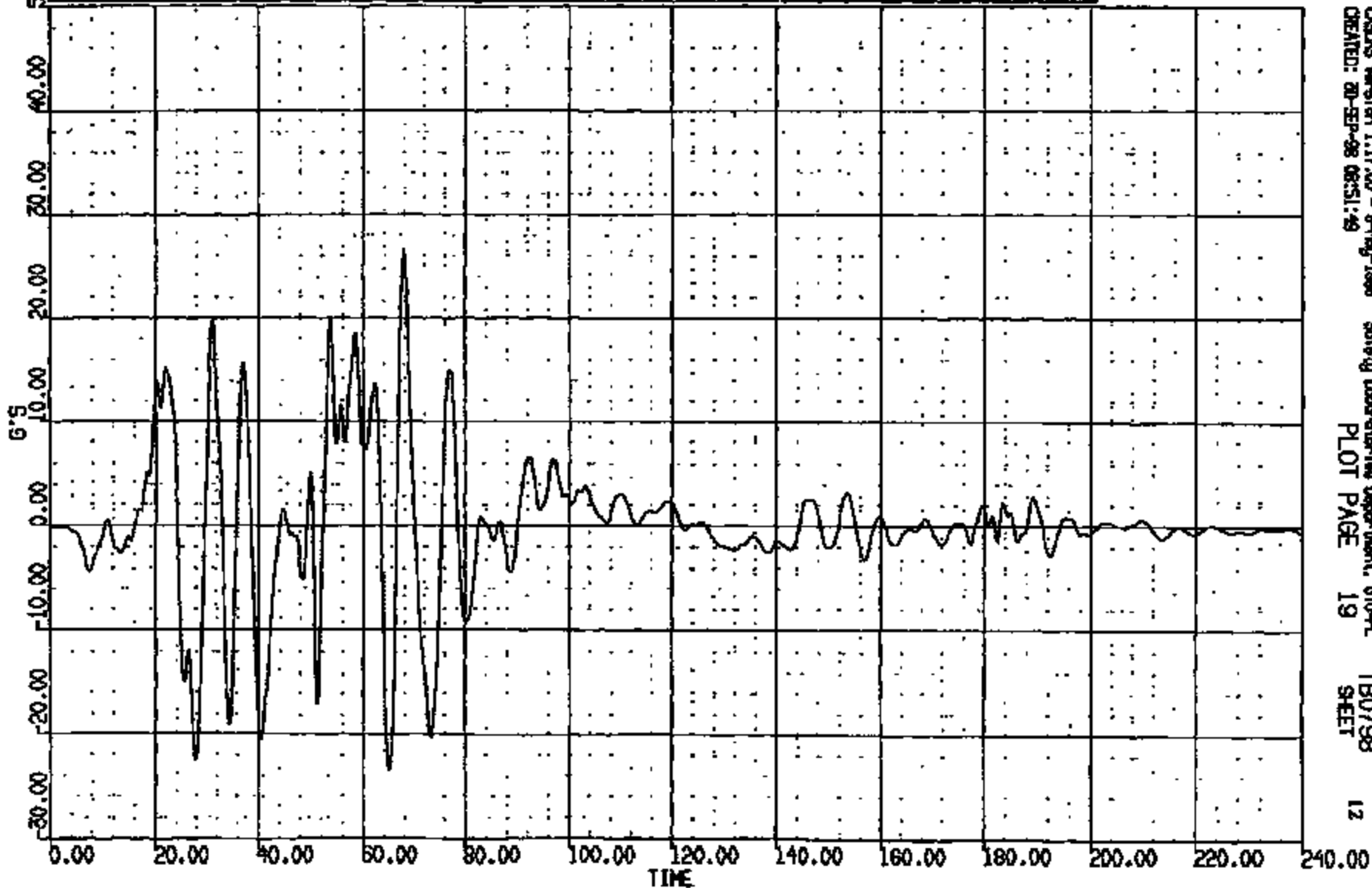
CR #: 11211 TO: TB0798 DATE: 080980 09:50:21
2000 D-198 2000 D-198

(4) CR11211B C/RAD LAT SOC

MAX = 26.60 at 67.81 MS MIN = -23.51 at 64.96 MS

AXIS 1

PROPERTY KEY:
* - Highboard data unscaled full scale
* - Highboard data 500.00% of full scale
* - All data < 12.5% of full scale
* - 2% percent effect of Y-zero



CRSNG Version 1.17.00 - 8-May-1988
CREATED: 20-SEP-98 08:51:49

Safety Laboratories Department, 670-PL
PLOT PAGE 19

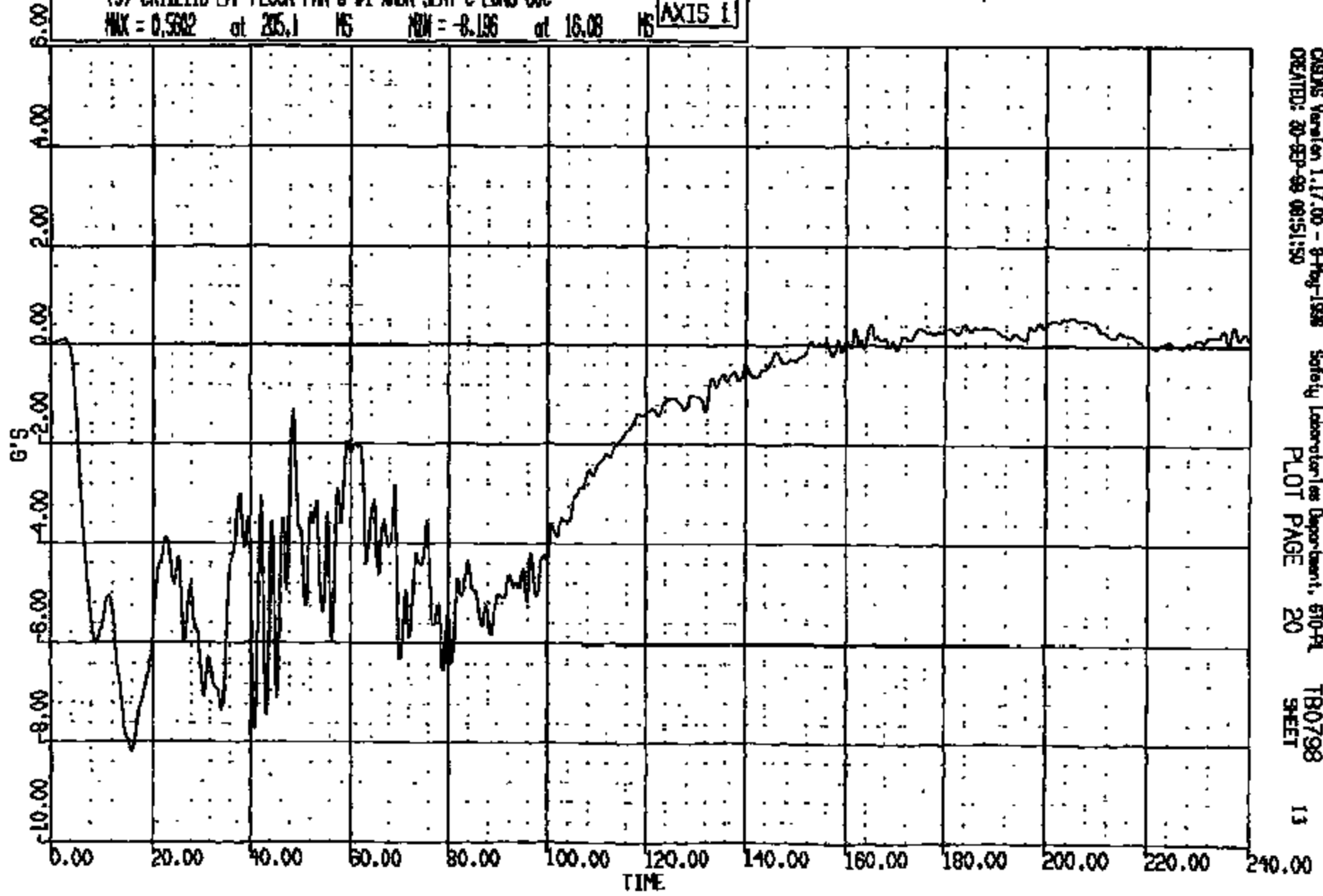
TB0798
SHEET

12

CRIS 0011211

CR R: 11211 TO: TB0798 DATE: 980930 08:30:21
2000 D-198 2000 D-198

(S) CR11211B L/F FLOOR PAN @ #1 XBR SEAT C LONG GAC
MAX = 0.5682 at 205.1 MS MIN = -8.196 at 16.08 MS **AXIS 1**

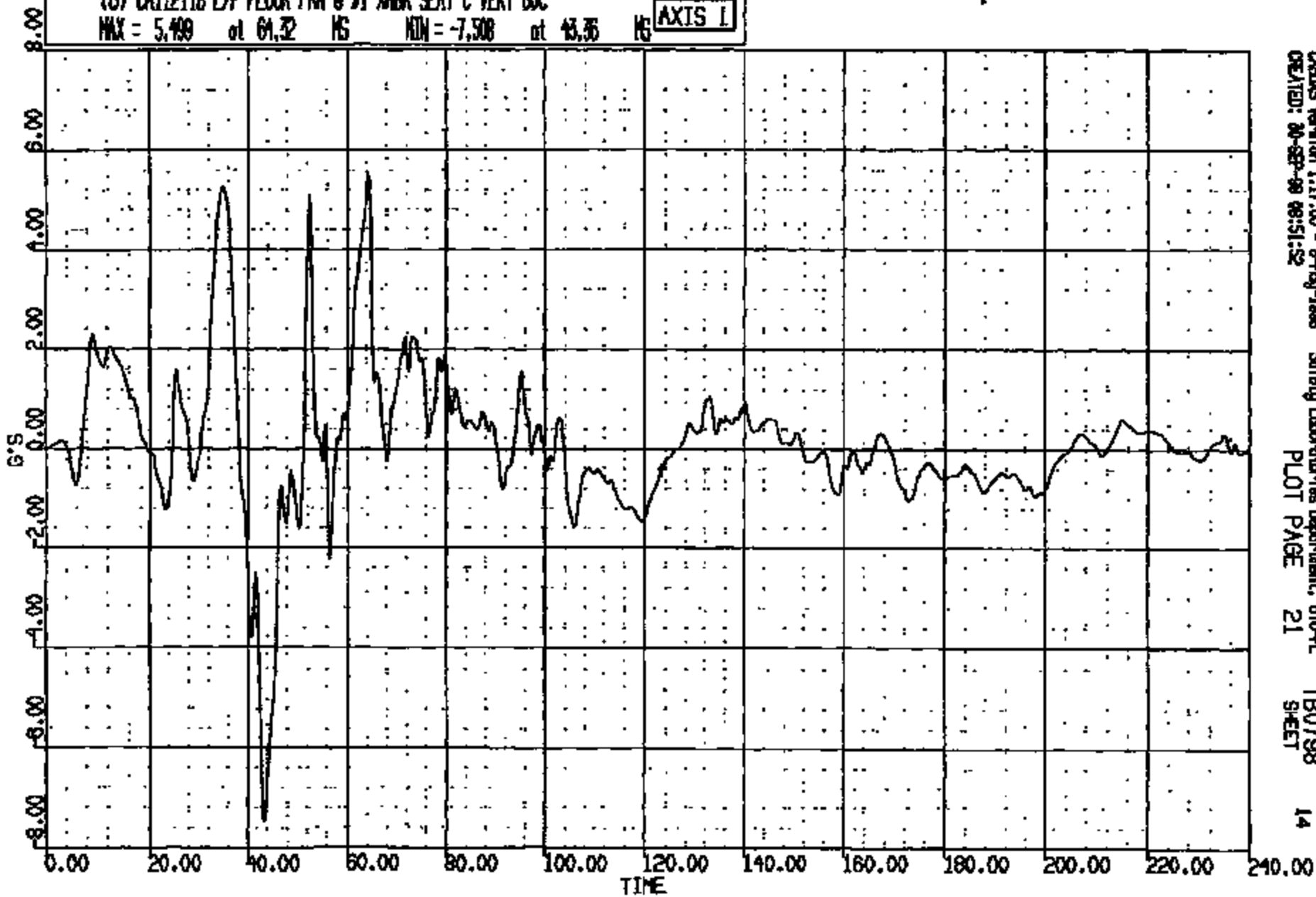


CASDAS Version 1.17.00 - 8-May-1998 Safety Laboratory Department, 610-P4
CREATED: 20-SEP-98 08:51:50
PLOT PAGE 20 SHEET 13

CRIS 0011211

CR R: 11211 TO: TB0798 DATE: 920930 08:50:21
2000 D-188 2000 D-188

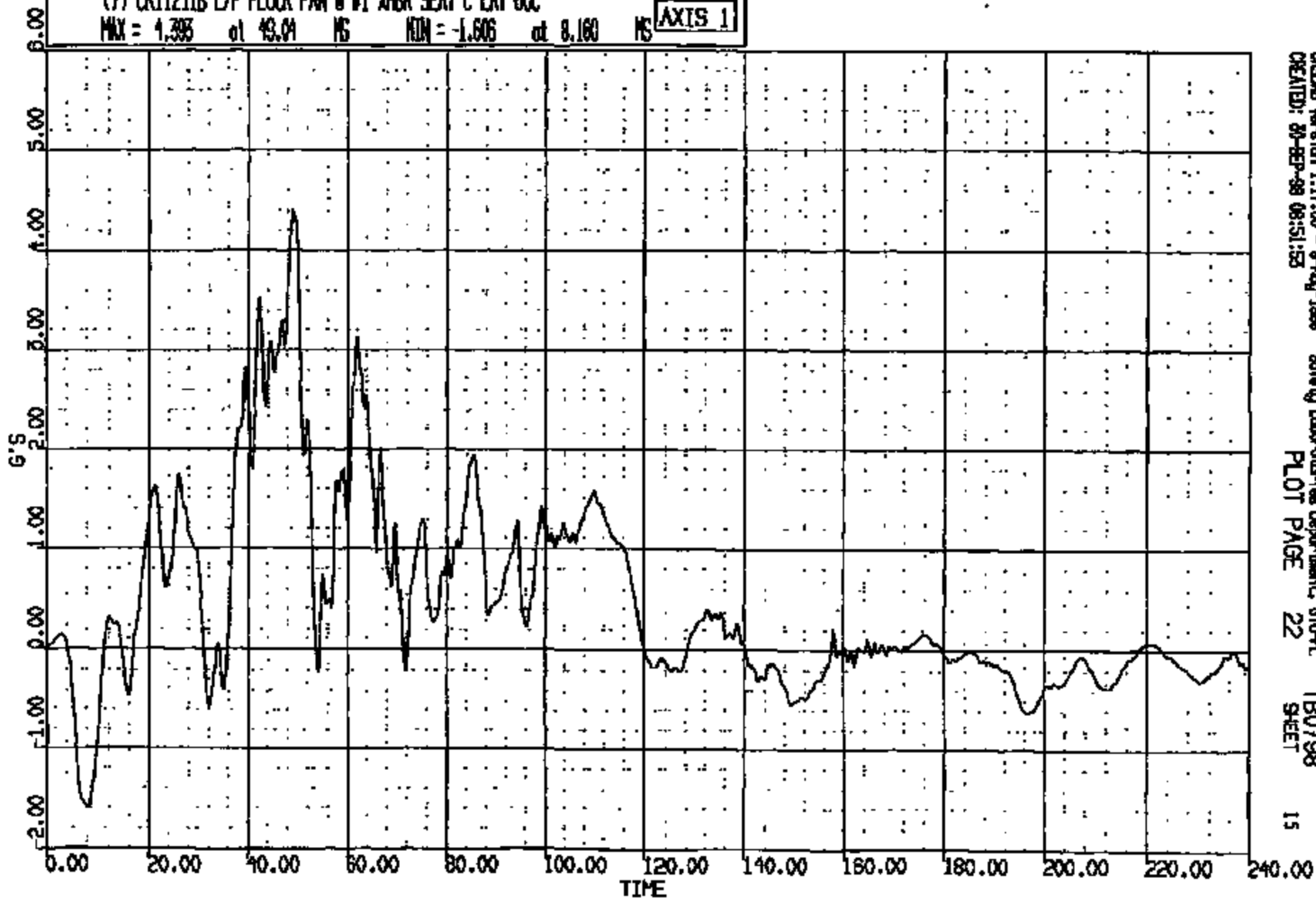
(5) CR11211B L/F FLOOR PAN @ J1 XNR SEAT C VERT GDC
MAX = 5.499 at 61.32 HS MIN = -7.508 at 43.35 HS **AXIS 1**



CRONUS Version 1.17.00 - 8-May-1998 Safety Laboratories Department, B10-PL TB0798 14
CREATED: 30-SEP-99 08:51:52 PLOT PAGE 21 SHEET

CR R: 11211 TO: TB0798 DATE: 880930 08:30:21
2000 D-188 2000 D-188

(7) CR11211B L/F FLOOR PAN @ #1 XMR SEAT C LAT 60C
MAX = 4.395 at 43.04 MS MIN = -1.606 at 8.160 MS **AXIS 1**



CRS015 Version 1.17.00 - 9-May-1988
CREATED: 88-SEP-28 08:51:53

Safety Laboratories Department, 610-PL
PLOT PAGE 22

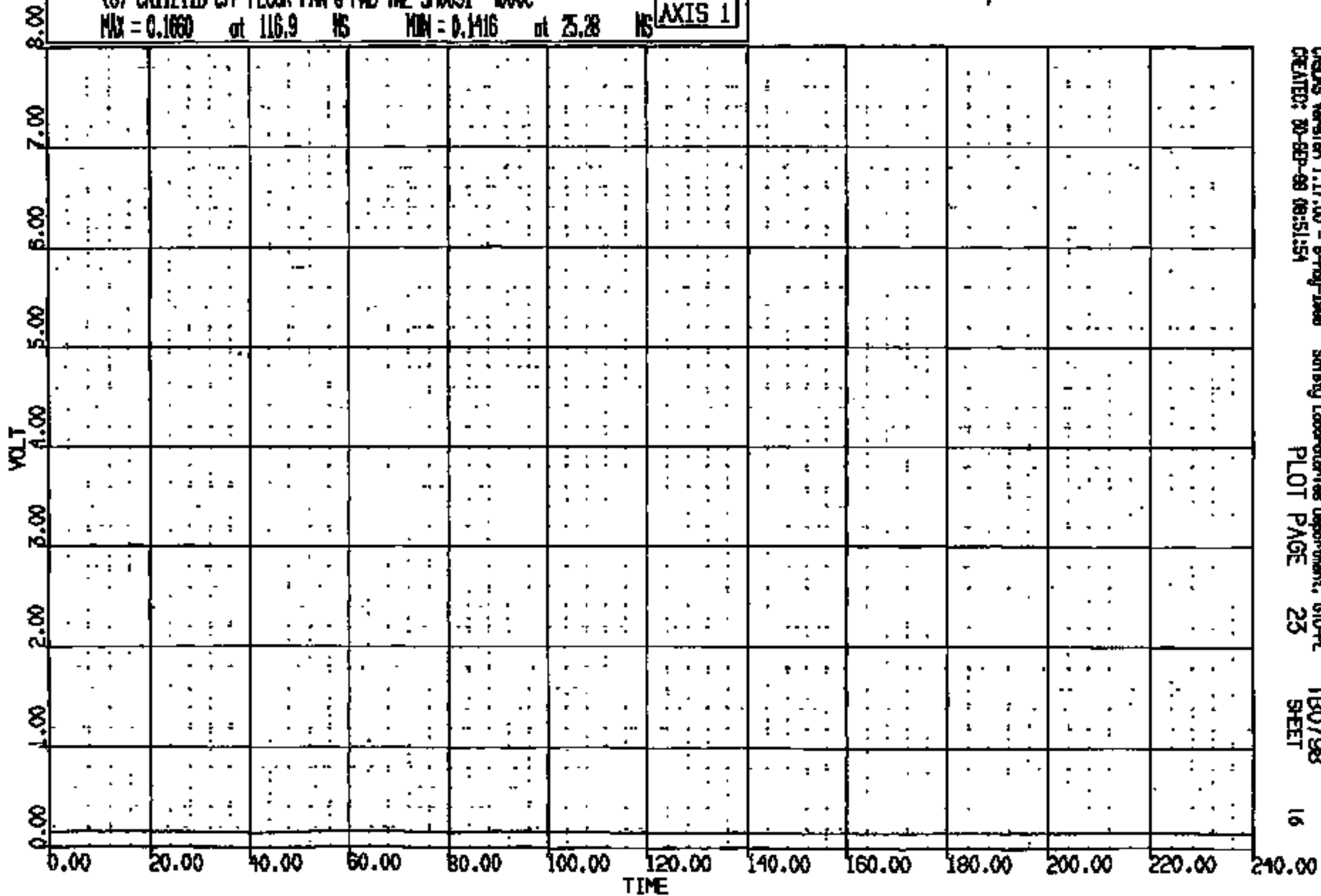
TB0798
SHEET

15

CRTS 0011211


CR RI: 11211 TO: TB0798 DATE: 990930 08:30:21
2000 D-188 2000 D-188

(8) CR11211B C/F FLOOR PAN @ FWD TML 990931 4000
MAX = 0.1660 at 116.9 HS MIN = 0.1416 at 25.28 HS **AXIS 1**



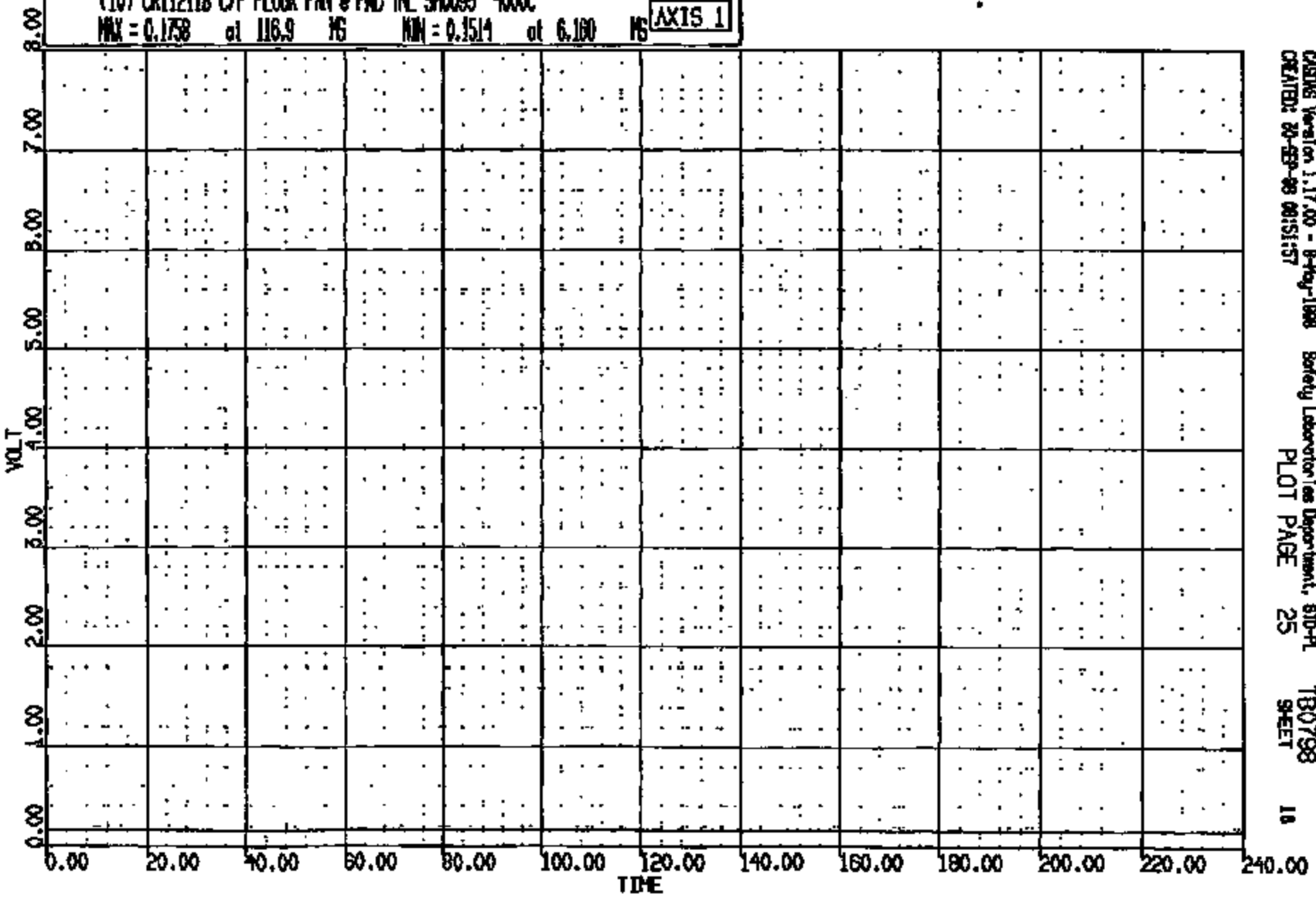
CR R: 11211 TO: TB0798 DATE: 880830 08:30:21
2000 D-188 2000 D-188

(9) CR11211B C/F FLOOR PAV @ FND TNL SH0092 4000C
MAX = 0.1660 at 116.9 MS MIN = 0.1416 at 23.04 MS **AXIS 1**



CRN R: 11211 TO: TB0798 DATE: 880920 08:50:21
2000 D-188 2000 D-188

(10) CR112118 C/F FLOOR PWR @ FND TML S10093 1000C
MAX = 0.1738 at 116.9 MS MIN = 0.3514 at 6.100 MS **AXIS 1**

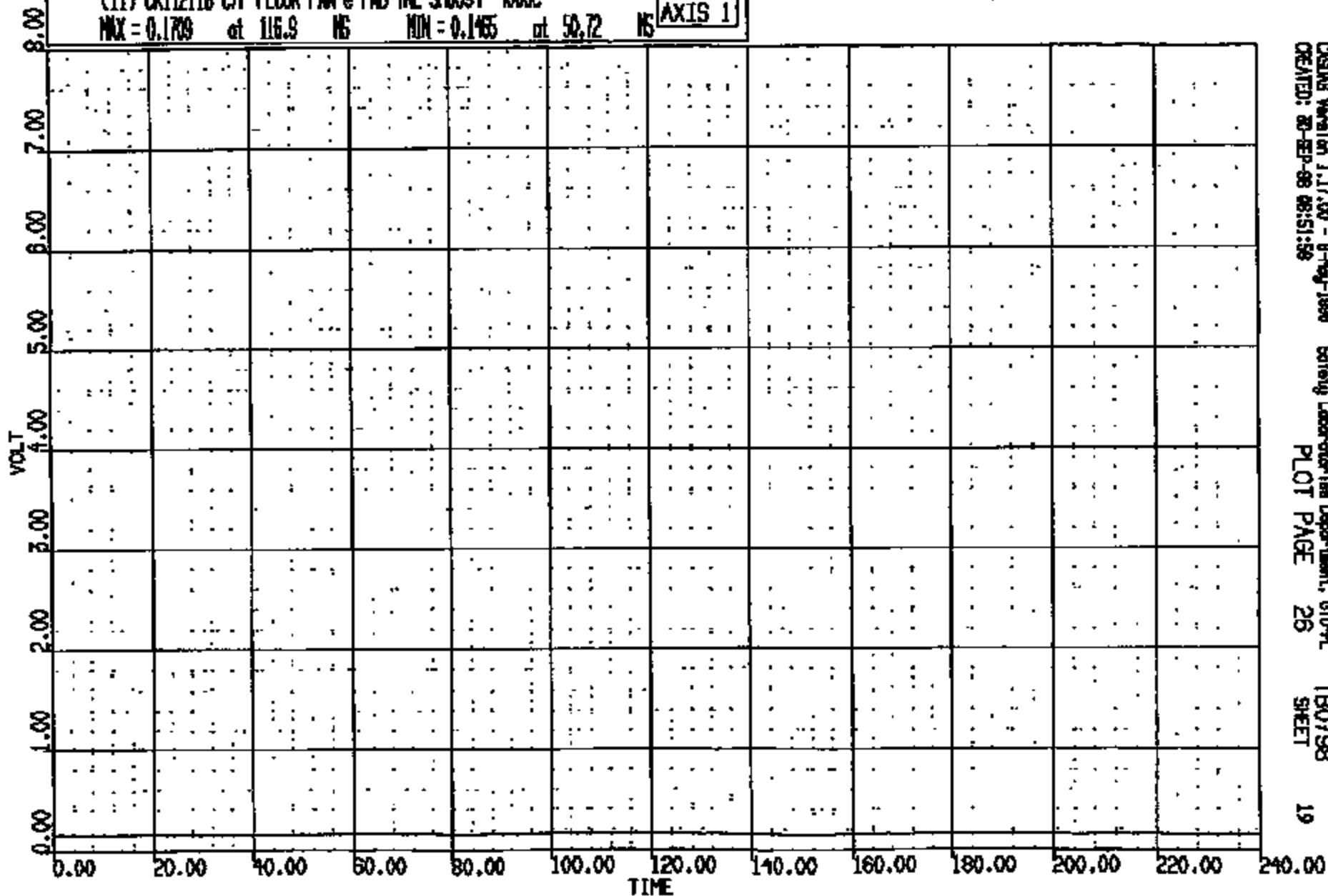


CASMS Version 1.17.00 - 8-May-1988 Safety Laboratories Department, STD-PL TB0798
CREATED: 20-SEP-88 00:51:57 PLOT PAGE 25 SHEET 18

CRTS 0011211

CR R: 11211 TO: TROTSE DATE: 880920 08:50:21
2000 D-188 2000 D-188

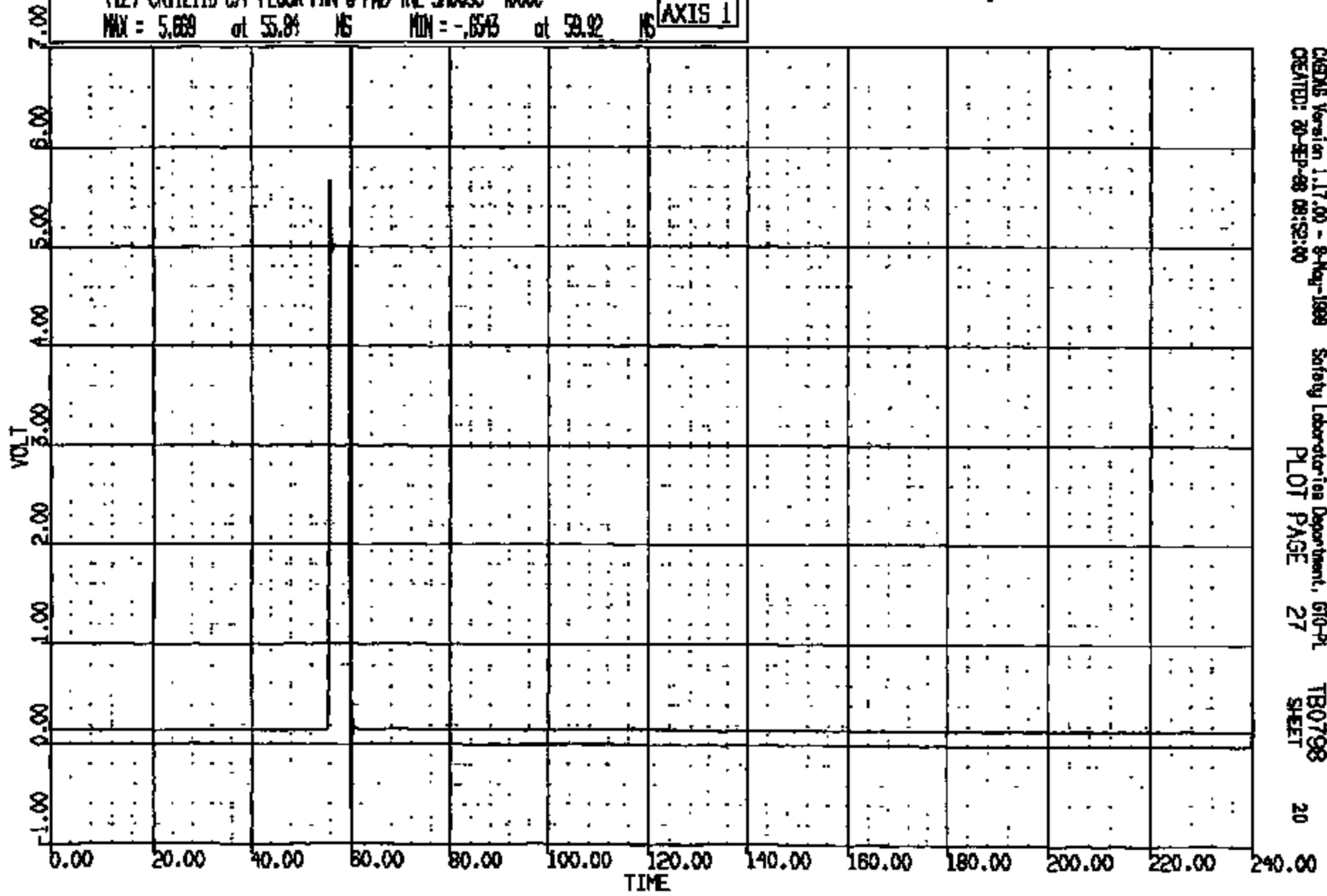
(1) CR11211B C/F FLOOR PAN @ FWD TAIL SH0034 4000C
MAX = 0.1709 at 116.9 NS MIN = 0.1465 at 50.72 NS **AXIS 1**



CRTS 0011211

CR R: 11211 TO: TB0798 DATE: 990930 08:30:21
2000 D-168 2000 D-168

(12) CRT12118 C/F FLOOR PAN @ FND INL S10035 4000
MAX = 5.669 at 55.84 NS MIN = -.6543 at 59.92 NS **AXIS 1**

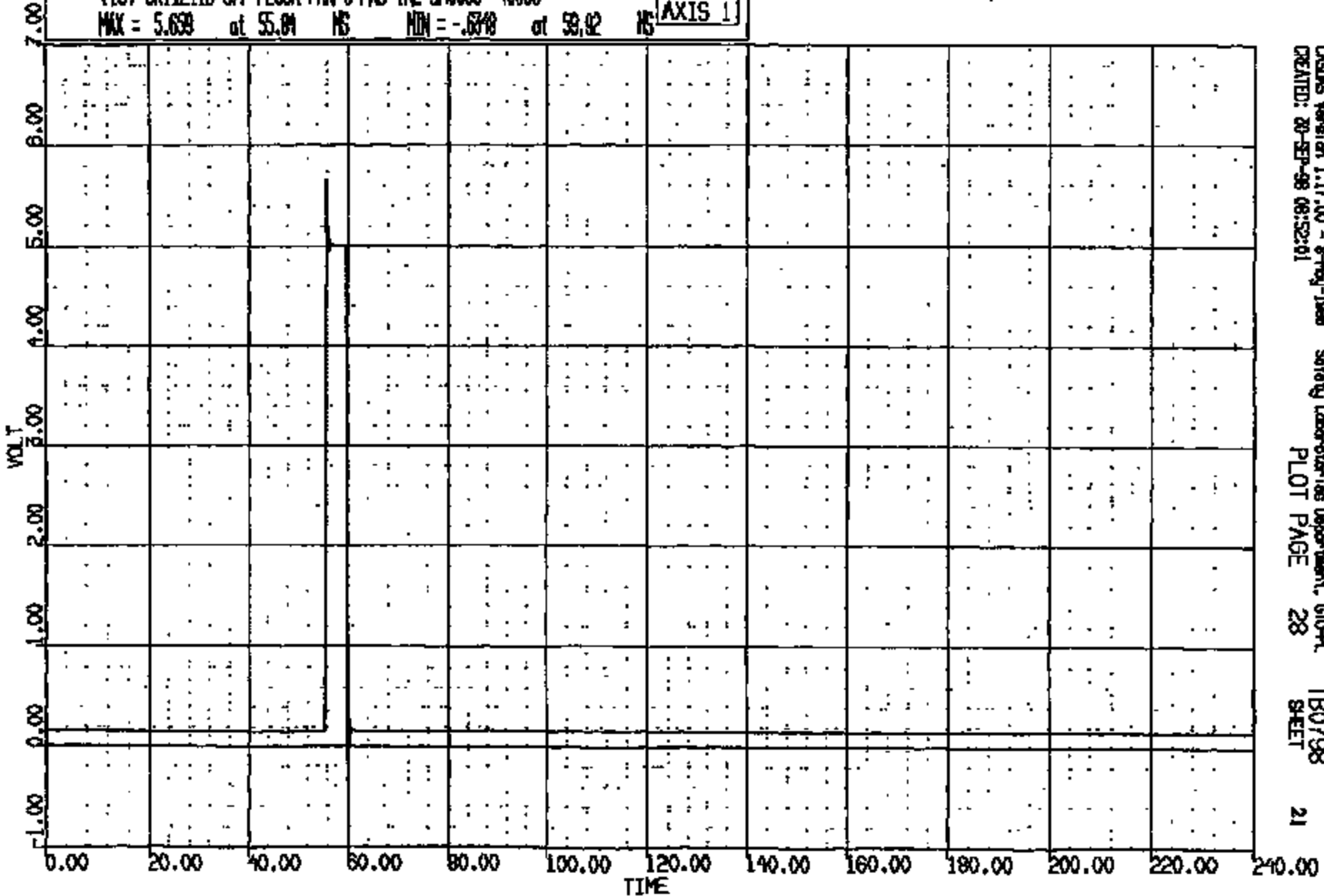


CADDS Version 1.17.00 - 8-May-1999 Safety Laboratories Department, G10-PL
CREATED: 20-SEP-98 08:52:00 PLOT PAGE 27 TB0798 SHEET 20

CRTS 0011211

CR R: 11211 TO: TB0798 DATE: 880850 08:30:21
2000 0-188 2000 0-188

(13) CR11211B C/F FLOOR PAN @ FWD TML 590036 4000
MAX = 5.638 at 55.04 NS MIN = -.6748 at 59.92 NS **AXIS 1**

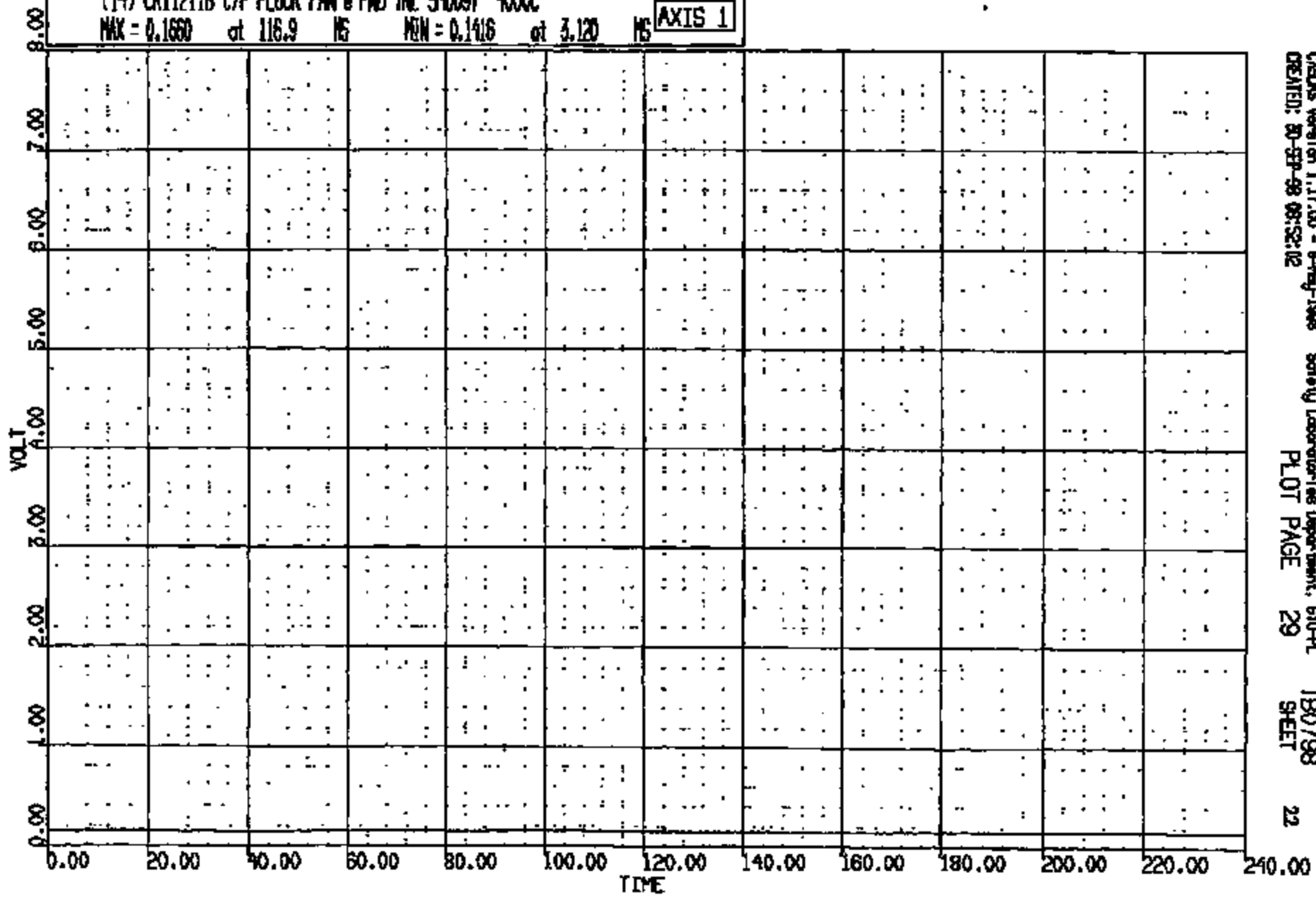


CASMS Version 1.17.00 - 8-May-1988 Safety Laboratories Department, GPO-PL TB0798
CREATED: 20-SEP-98 08:52:01 PLOT PAGE 28 SHEET 21

CRTS 0011211

CR R: 11211 TO: TB0798 DATE: 000980 08:50:21
2000 0-188 2000 0-188

(14) CR11211B C/F FLOOR PAN @ FND TNL SMD097 4000C
MAX = 0.1660 at 116.9 MS MIN = 0.1416 at 3.120 MS **AXIS 1**



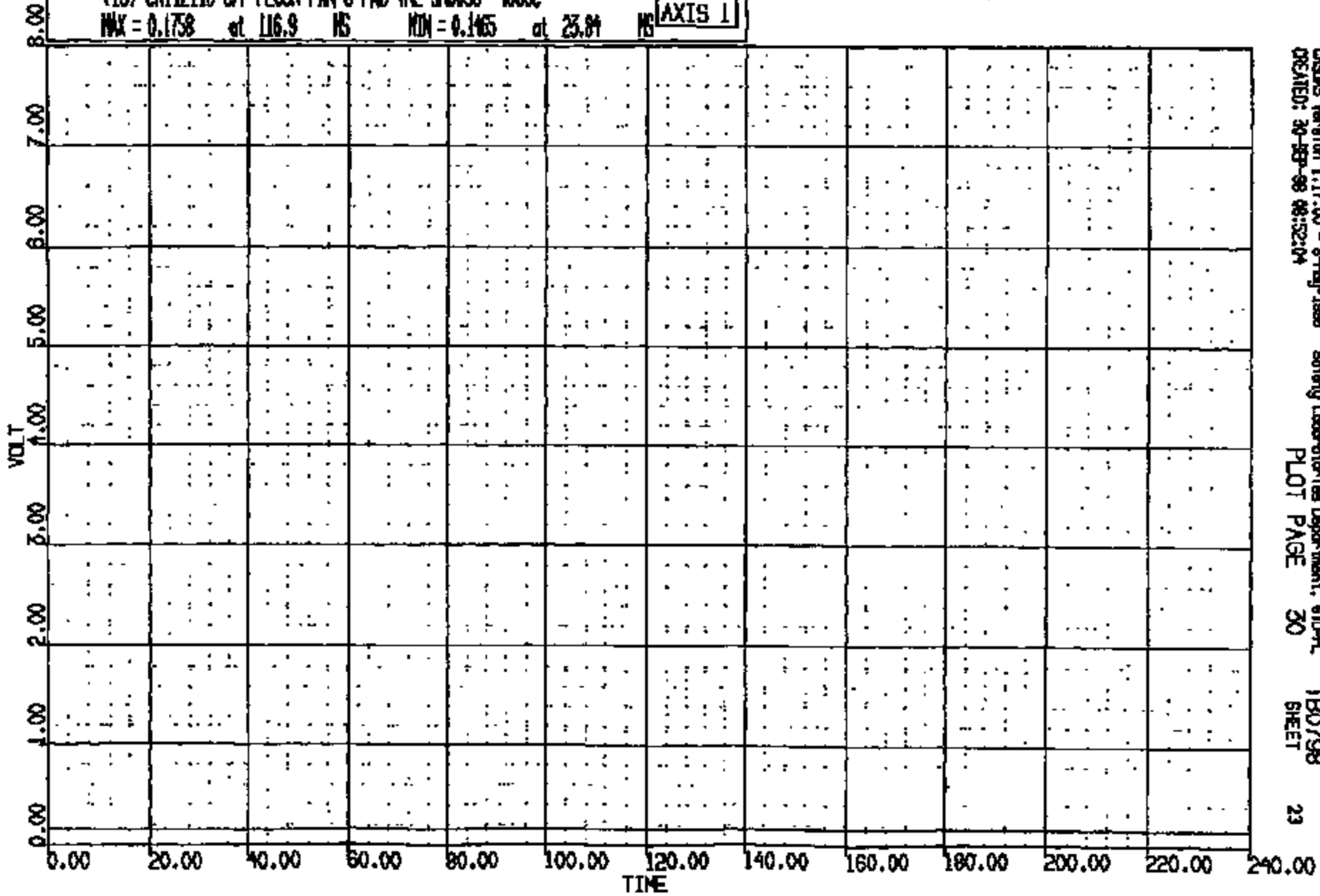
CHENIS Version 1.17.00 - 8-May-1998 Safety Laboratory/ees Department, 610-PL TB0798
CREATED: 80-SEP-98 08:52:02 PLOT PAGE 29 SHEET 22

CRTS 0011211

CR R: 11211 TO: TB0798 DATE: 890930 08:50:21
2000 D-188 2000 D-188

(15) CRT1211B C/F FLOOR PAN @ FND TNL SH0098 4000
MAX = 0.1758 at 116.9 NS MIN = 0.1465 at 23.84 NS

AXIS 1




CADWIS Version 1.17.00 - 8-May-1989 Safety Laboratories Department, STD-PL TB0798
CREATED: 30-SEP-88 08:52:04 PLOT PAGE 30 SHEET 23

CRTS 0011211

CR R: 11211 TO: TB0798 DATE: 980920 08:20:21
2000 D-188 2000 D-188

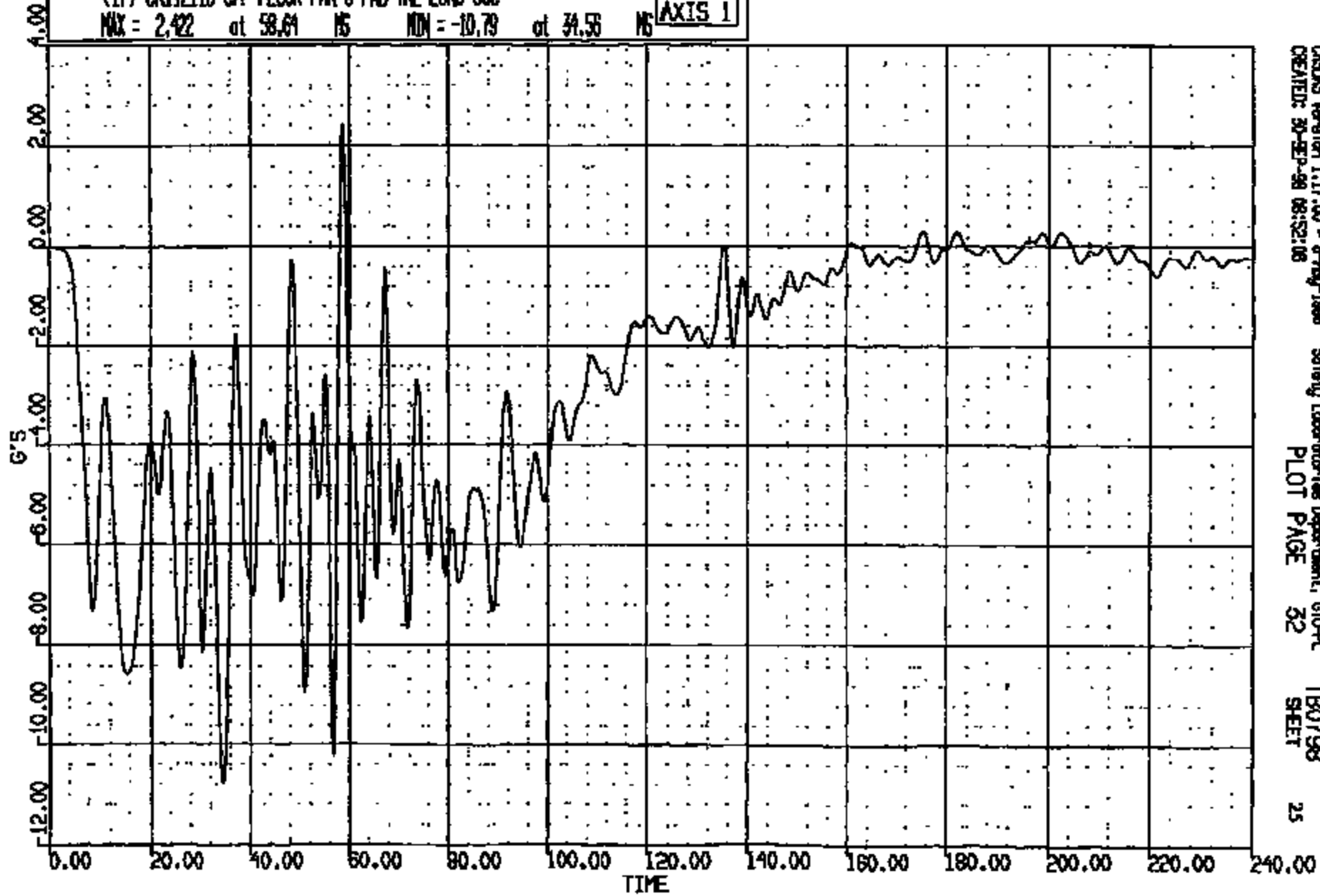
(16) CR11211B C/F FLOOR PAN @ FWD TAIL SH0099 4000C
MAX = 0.0000E+00 at 0.0000E+00 MS MIN = 0.0000E+00 at 0.0000E+00 MS

AXIS 1



CR R: 11211 TO: TB0798 DATE: 890830 08:50:21
2000 D-188 2000 D-188

(17) CRT121LB C/F FLOOR PAN @ FND TML LONG 60C
MAX = 2.422 at 58.64 MS MIN = -10.79 at 34.56 MS **AXIS 1**



CADDS Version 1.17.00 - 8-May-1988
CREATED: 30-SEP-98 08:52:08

Safety Laboratories Department, G10-PL
PLOT PAGE 32

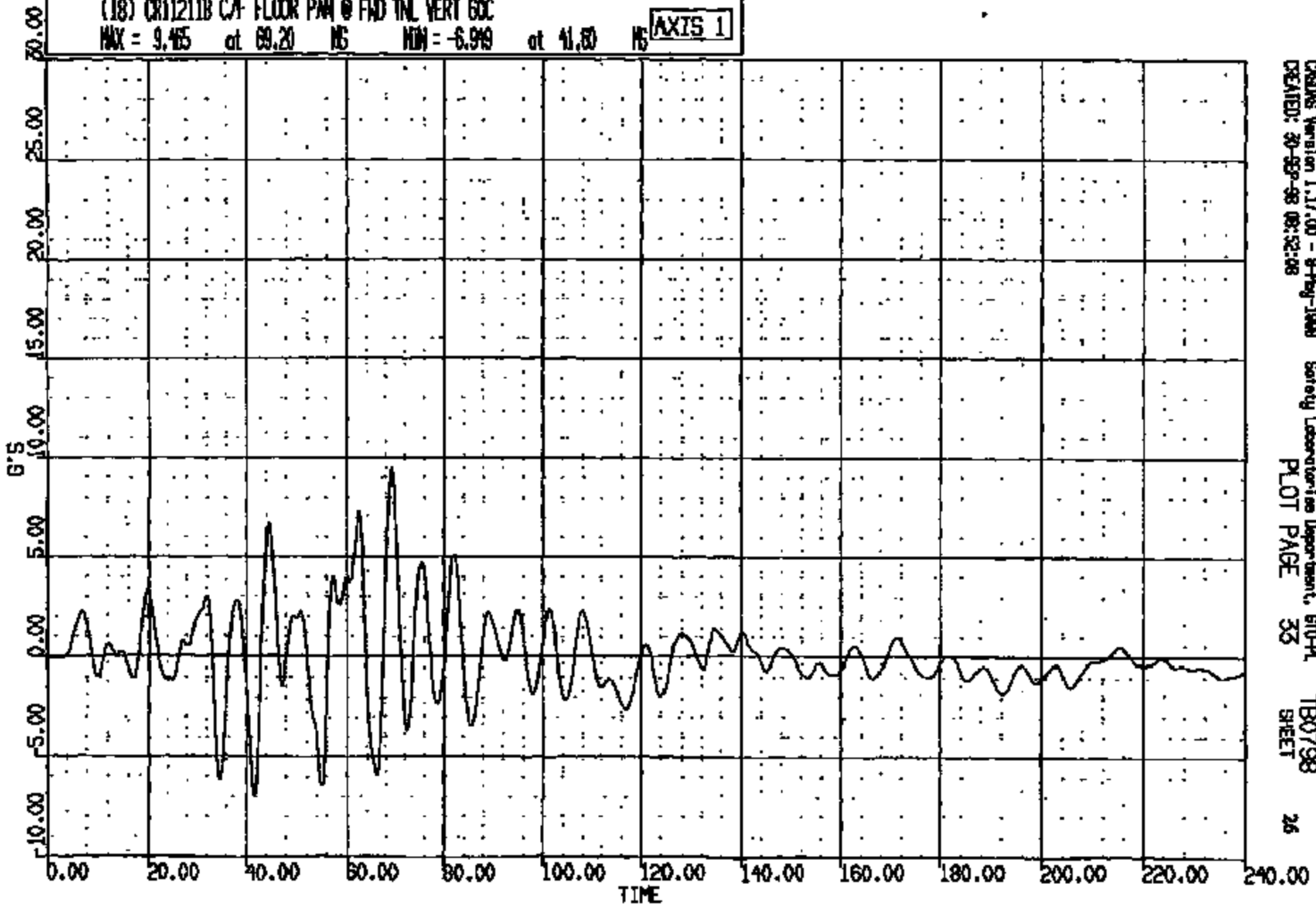
TB0798
SHEET

25

CRTS 0011211

CR R: 11211 TO: TB0798 DATE: 980930 08:50:21
2000 D-188 2000 D-188

(18) CR11211B C/F FLOOR PAN @ FWD TNL VERT GOC
MAX = 9.45 at 69.20 NS MIN = -6.99 at 41.80 NS **AXIS 1**

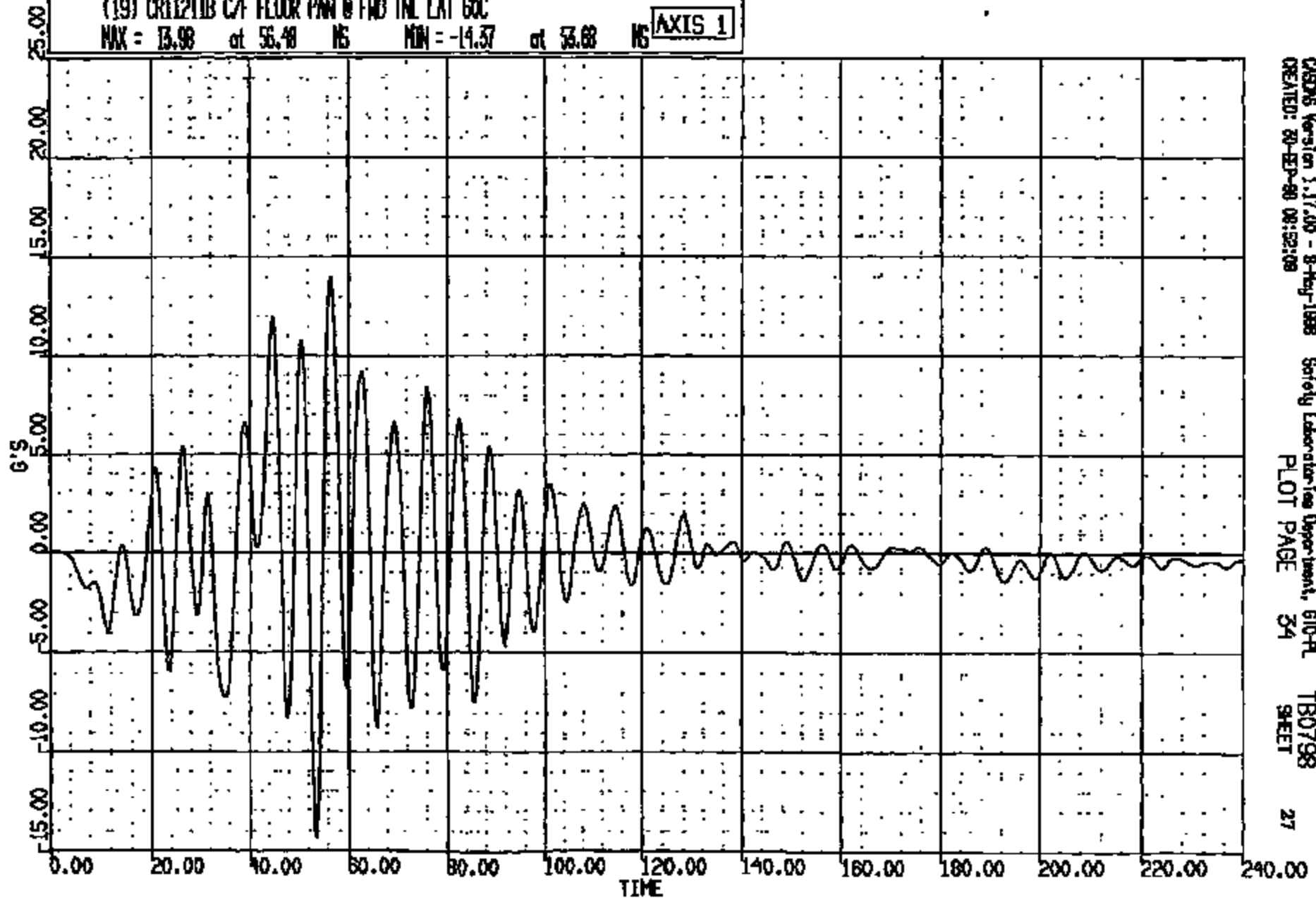


CRSIS Version 1.17.00 - 8-May-1998 Safety Laboratories Department, 610-PL TB0798
CREATED: 30-SEP-98 08:52:08 PLOT PAGE 33 SHEET 26

CRIS 0011211

CR R: 11211 TO: TB0798 DATE: 880930 08:50:21
2000 D-198 2000 D-198

(19) CR11211B C/F FLOOR P/W @ FWD TNL LAT 60C
MAX = 13.98 at 56.48 NS MIN = -14.37 at 53.68 NS **AXIS 1**

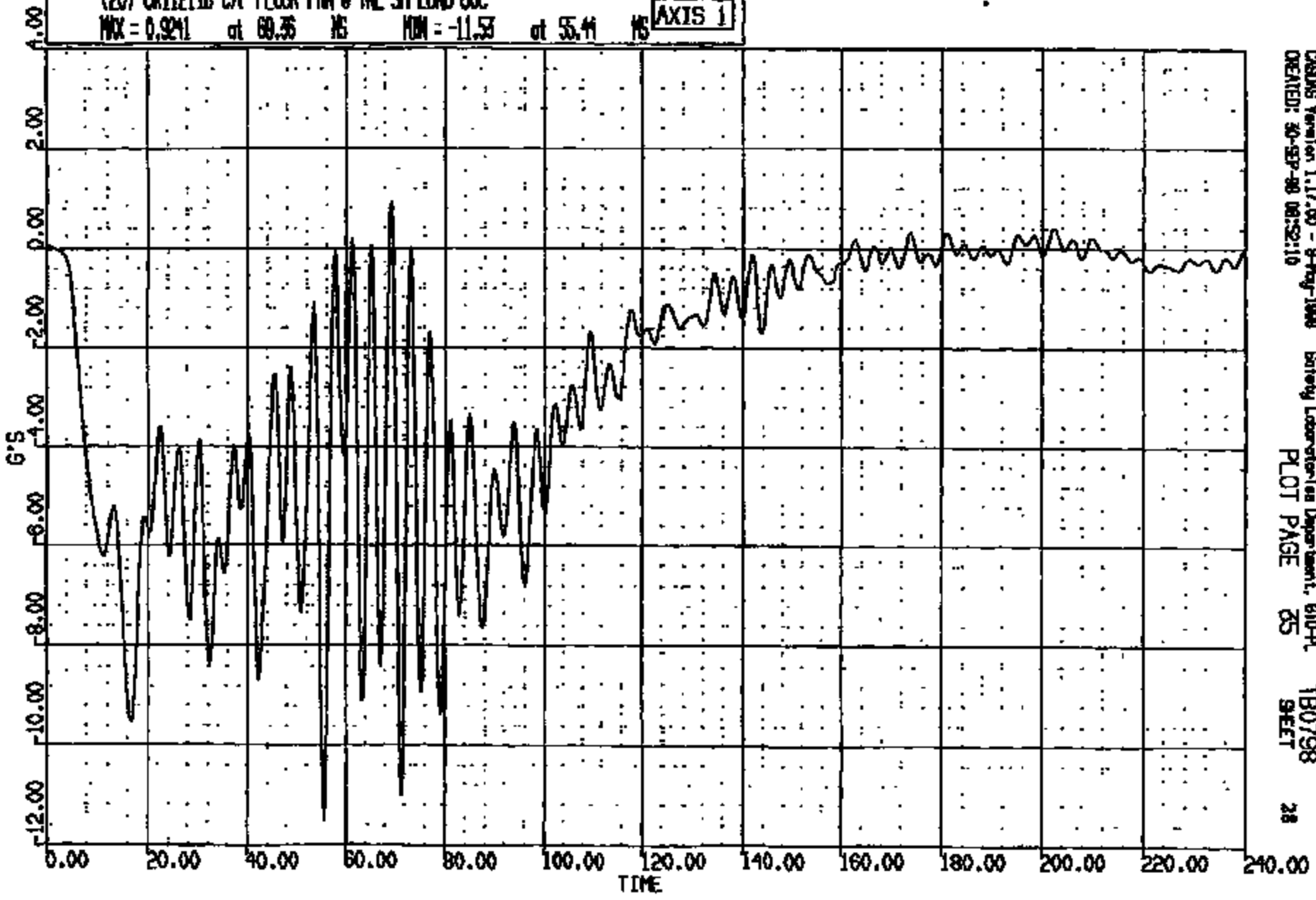


CASMS Version 3.17.00 - 8-May-1988 Safety Laboratories Department, 610-PL TB0798
CREATED: 80-SEP-80 08:52:08 PLOT PAGE 34 SHEET 27

CRTS 0011211

CR #: 11211 TO: TB0798 DATE: 880850 08:50:21
2000 D-198 2000 D-198

(20) CR11211B C/F FLOOR P/W @ T/L SH LONG 60C
MAX = 0.9241 at 69.35 MS MIN = -11.53 at 55.41 MS **AXIS 1**



CADDS Version 1.17.00 - 8-May-1988 Safety Laboratories Department, 610-PL TB0798
CREATED: 30-SEP-88 08:52:10 PLOT PAGE 25 SHEET 28

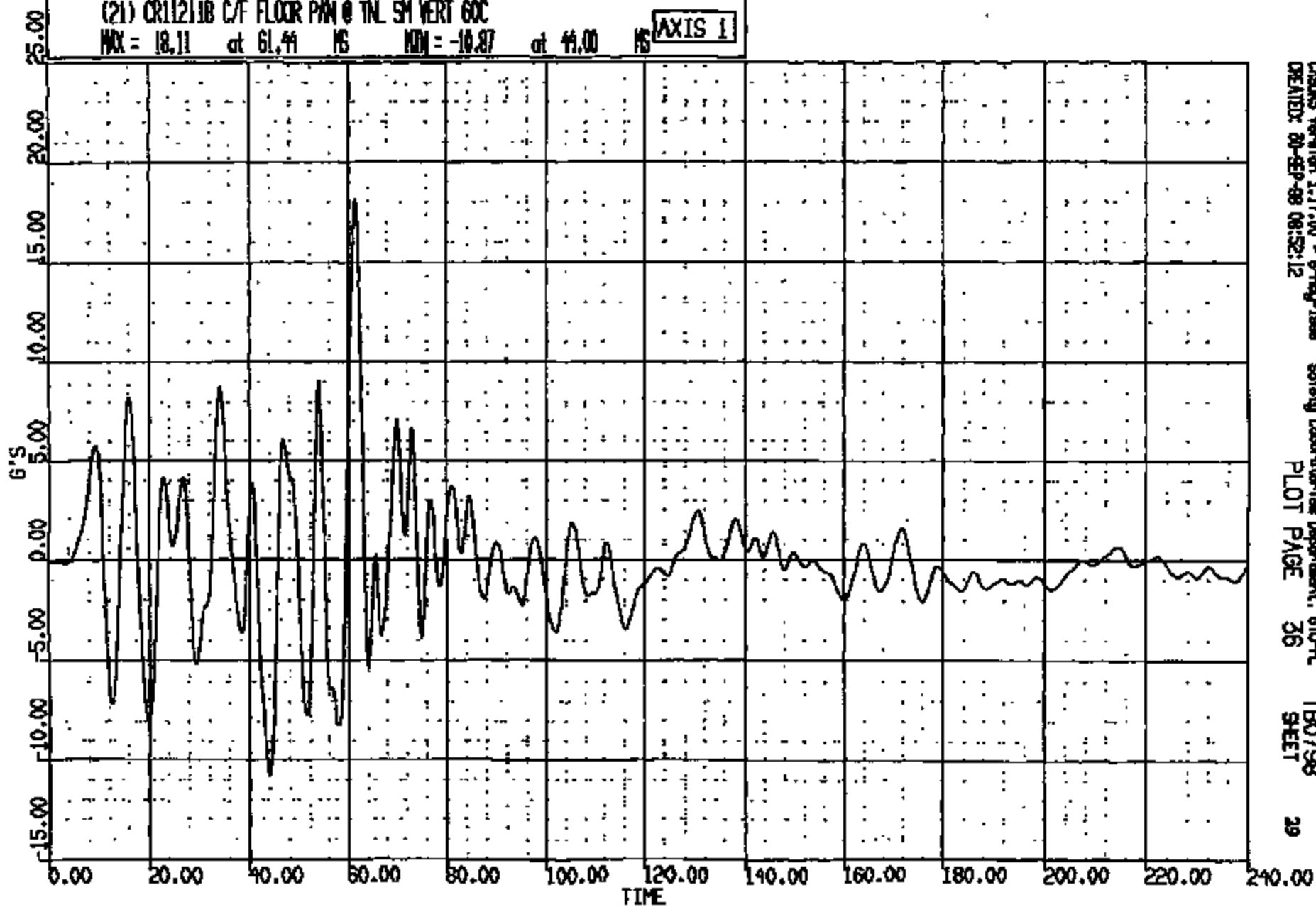
CRTS 0011211

CR R: 11211 TO: TB0798 DATE: 880830 08:30:21
R000 D-188 2000 D-188

(21) CR11211B C/F FLOOR PAN @ TNL SH VERT 60C

MAX = 18.11 at 61.44 MS MIN = -10.87 at 44.00 MS

AXIS 1



CRMS Version 1.17.00 - 8-Aug-1988
CREATED: 80-SEP-88 08:52:12

Safety Laboratories Department, 810-A
PLOT PAGE 36

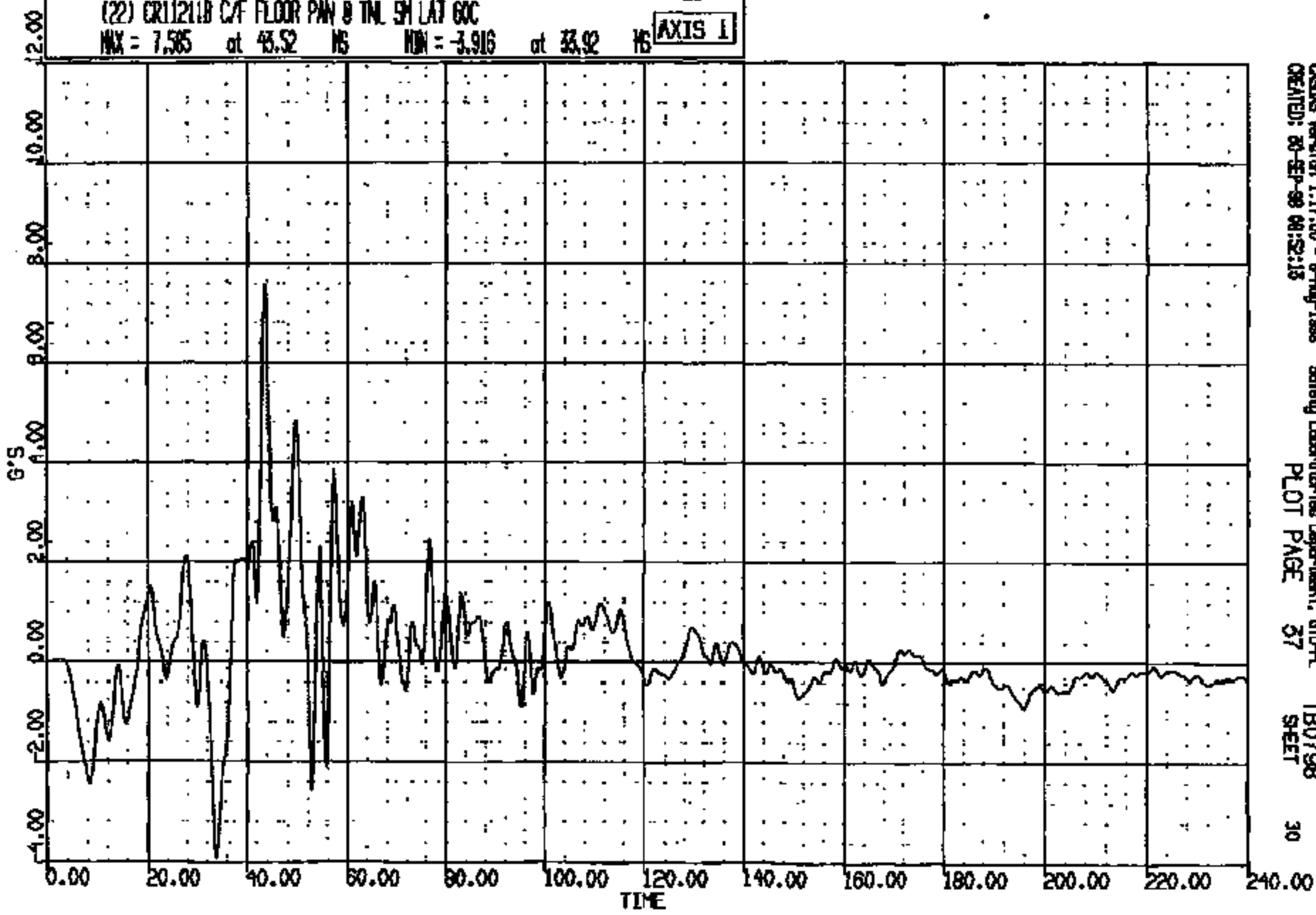
TB0798
SHEET

29

CRTS 0011211

CR R: 11211 TO: TB0798 DATE: 980930 08:50:21
2000 D-168 2000 D-168

(22) CR11211B C/F FLOOR PAN @ TML SH LAT 60C
MAX = 7.585 at 43.92 MS MIN = -3.916 at 33.92 MS **AXIS 1**

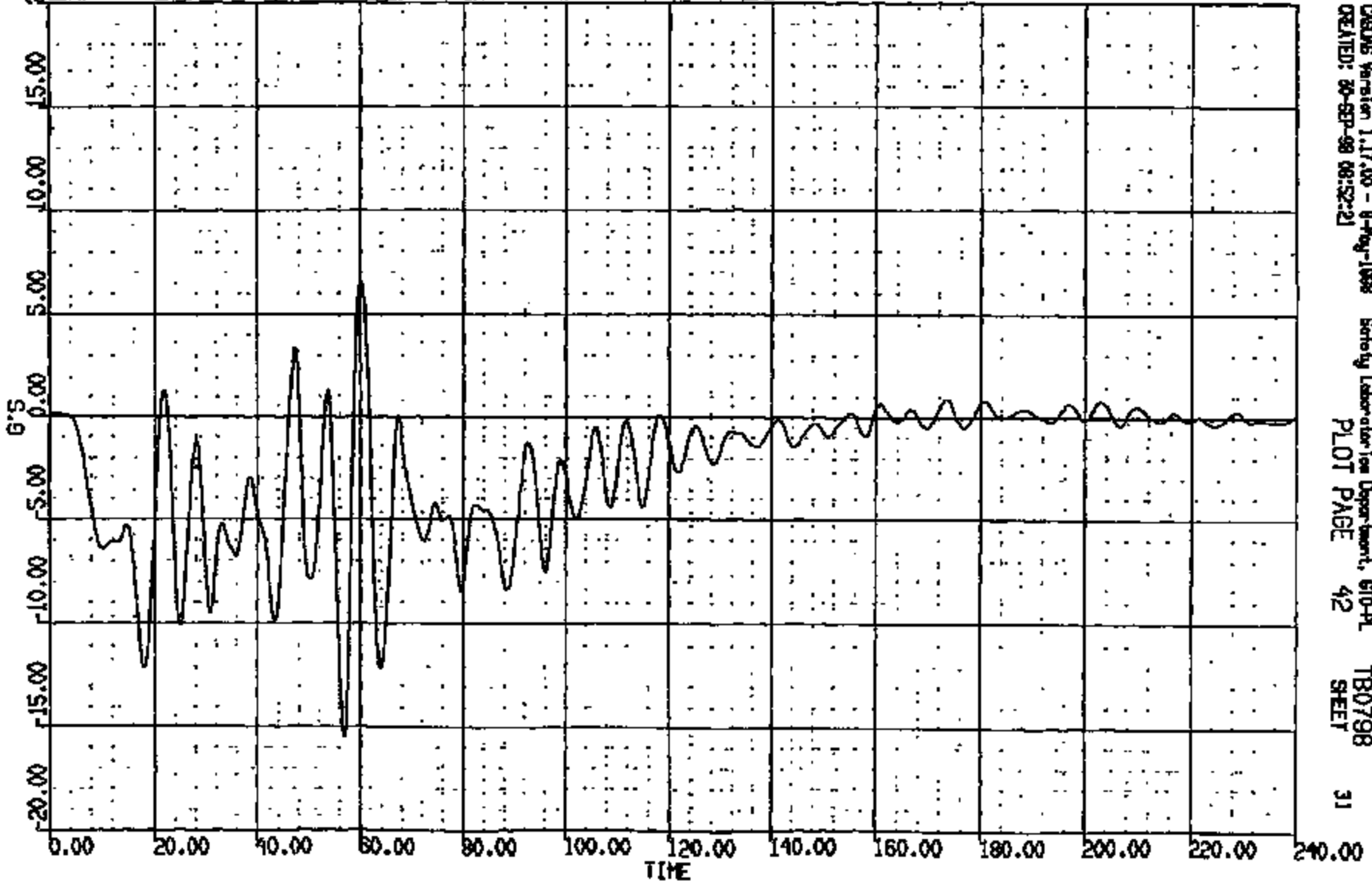


CASINS Version 1.17.00 - 8-May-1988 Safety Laboratories Department, GTR-PL TB0798
CREATED: 20-SEP-98 08:52:15 PLOT PAGE 37 SHEET 30

CRTS 0011211

CR R: 11211 TD: TB0798 DATE: 980930 08:50:21
2000 D-188 2000 D-188

(27) CR11211B C/F FLOOR PAN @ TNL LONG 60C
MAX = 6.571 at 60.16 MS MIN = -15.50 at 56.88 MS **AXIS 1**

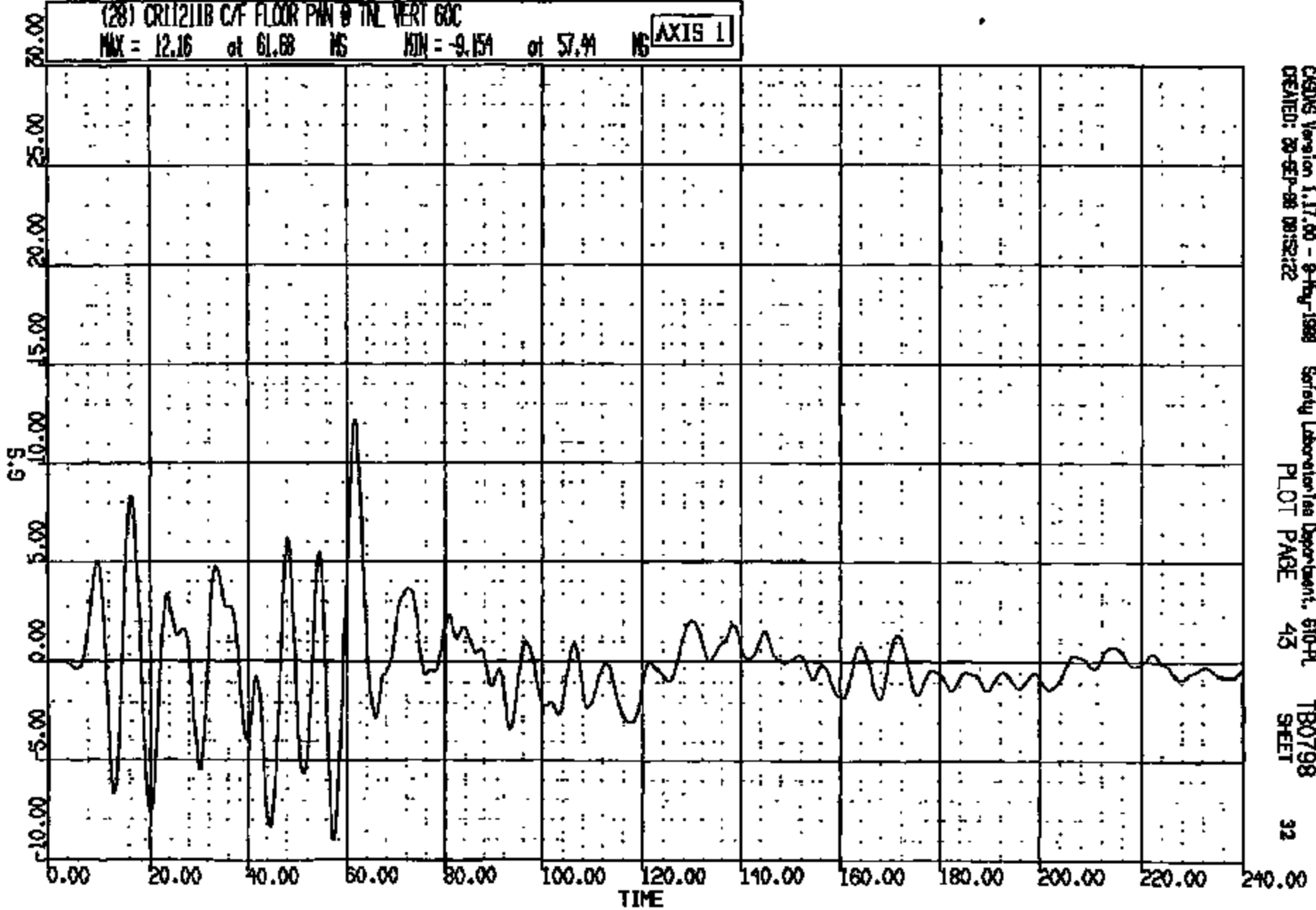


CADWIS Version 1.17.00 - 9-May-1998 Seislog Laboratory Inc Department, 610-PL
CREATED: 20-SEP-98 08:52:21 PLOT PAGE 4/2 TB0798
SHEET 31

CRTS 0011211

CR R: 11211 TO: TB0798 DATE: 20020 08:50:21
2000 D-188 2000 D-188

(28) CR11211B C/F FLOOR PAN @ TNL VERT 60C
MAX = 12.16 at 61.68 MS MIN = -9.154 at 57.44 MS **AXIS 1**



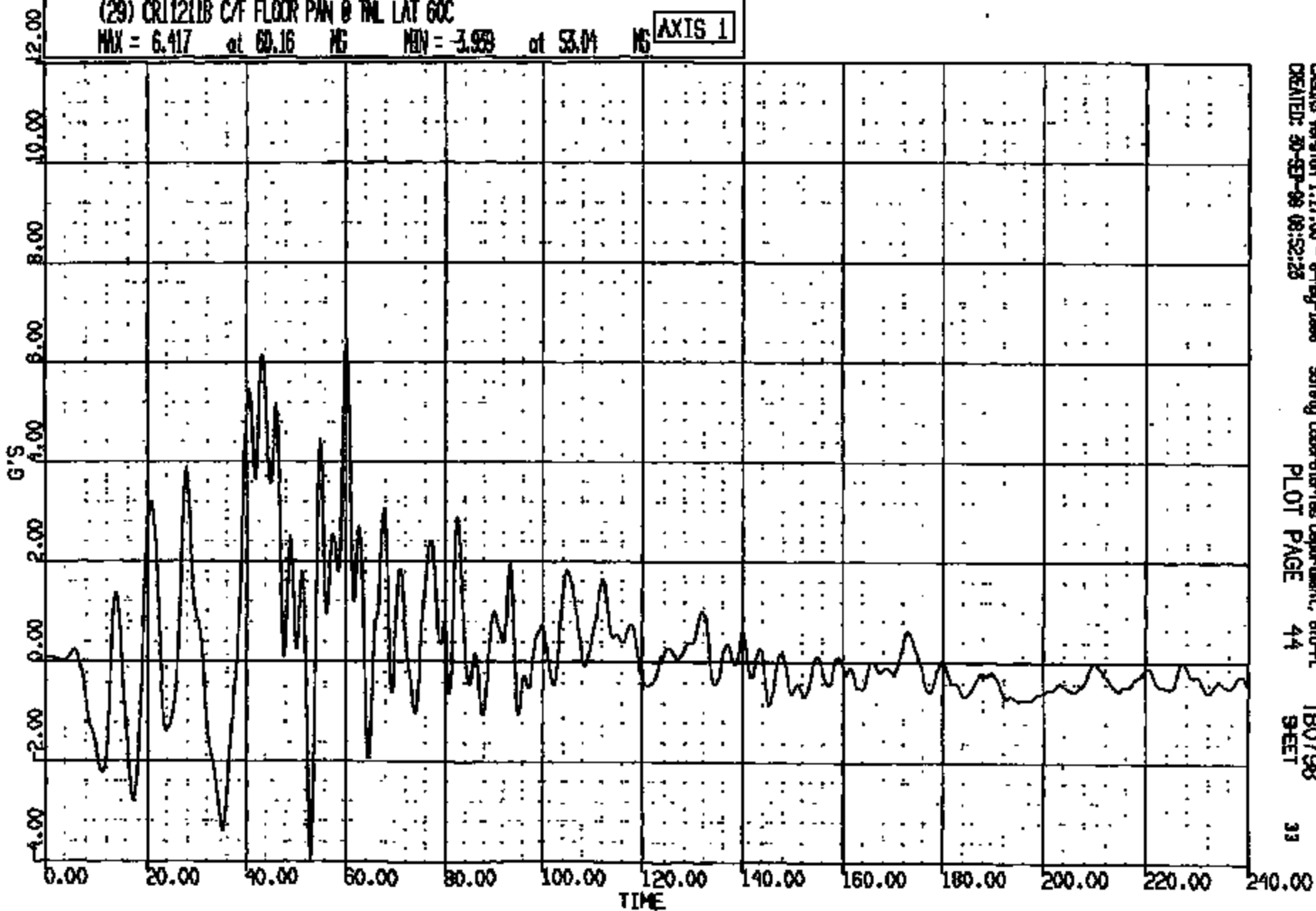
CRS Version 1.17.00 - 9-May-1999 Safety Laboratories Department, 610-PL TB0798
CREATED: 20-SEP-98 00:52:22 PLOT PAGE 45 SHEET 32

CRIS 0011211

DR #: 11211 TO: TB0798 DATE: 980930 08:30:21
2000 D-198 2000 D-198

(29) CRT1211B C/F FLOOR PAN @ TML LAT 60C

MAX = 6.417 at 60.16 MG MIN = -3.959 at 53.04 MG AXIS 1



CADWIS Version 1.17.00 - 8-May-1998
CREATED: 30-SEP-98 08:52:28

Safety Laboratories Department, 610-PL
PLOT PAGE 44

TB0798
SHEET

33

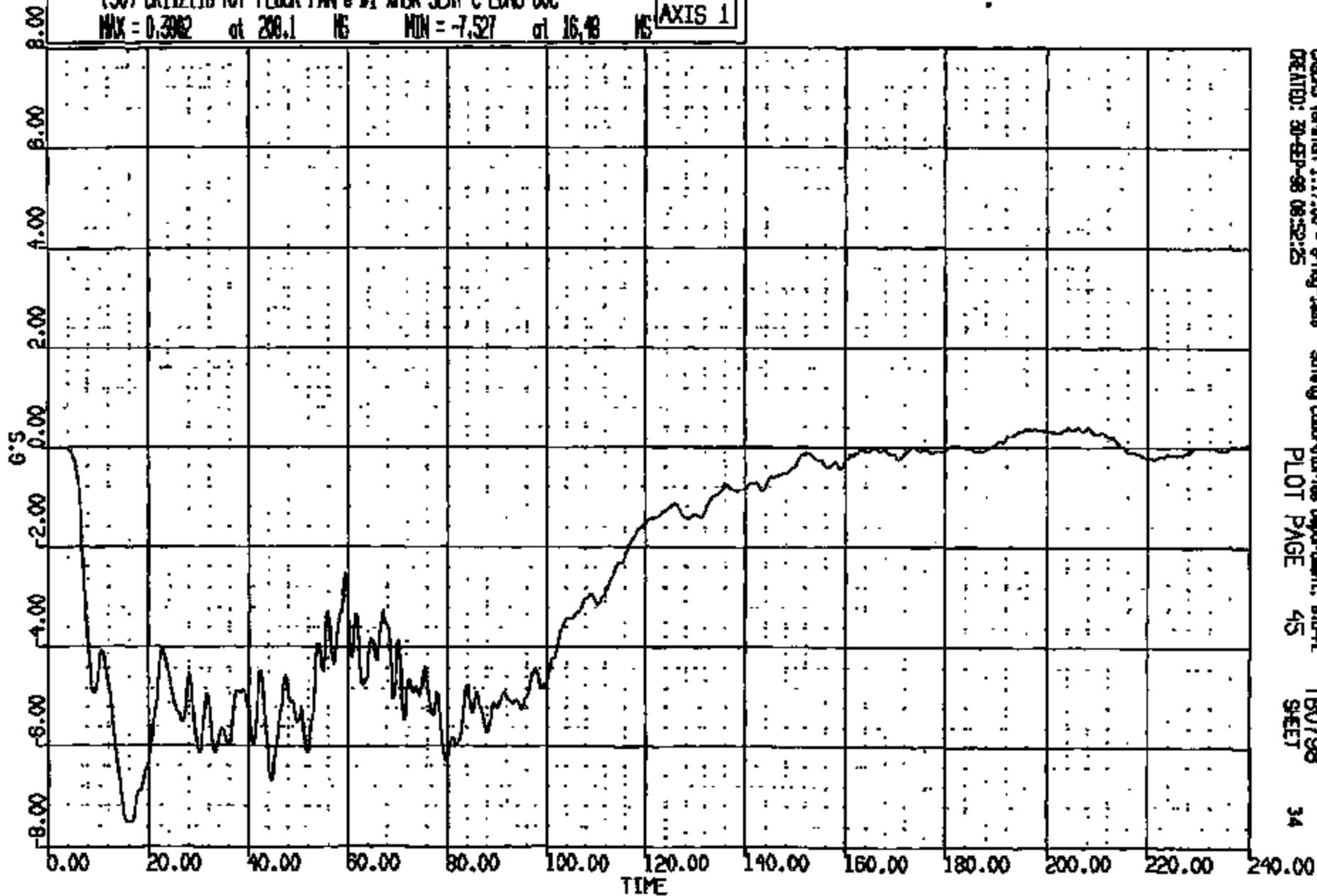
CRTS 0011211

CR R: 11211 TO: T80798 DATE: 990930 08:30:21
2000 0-188 2000 0-188

(30) CR11211B R/F FLOOR PAN @ #1 XMR SEAT C LONG SOC

MAX = 0.3982 at 208.1 MS MIN = -7.527 at 16.48 MS

AXIS 1



CAEHS Version 1.17.00 - 9-May-1998
CREATED: 30-SEP-98 08:52:25

Safety Laboratories Department, SLD-PL
PLOT PAGE 45

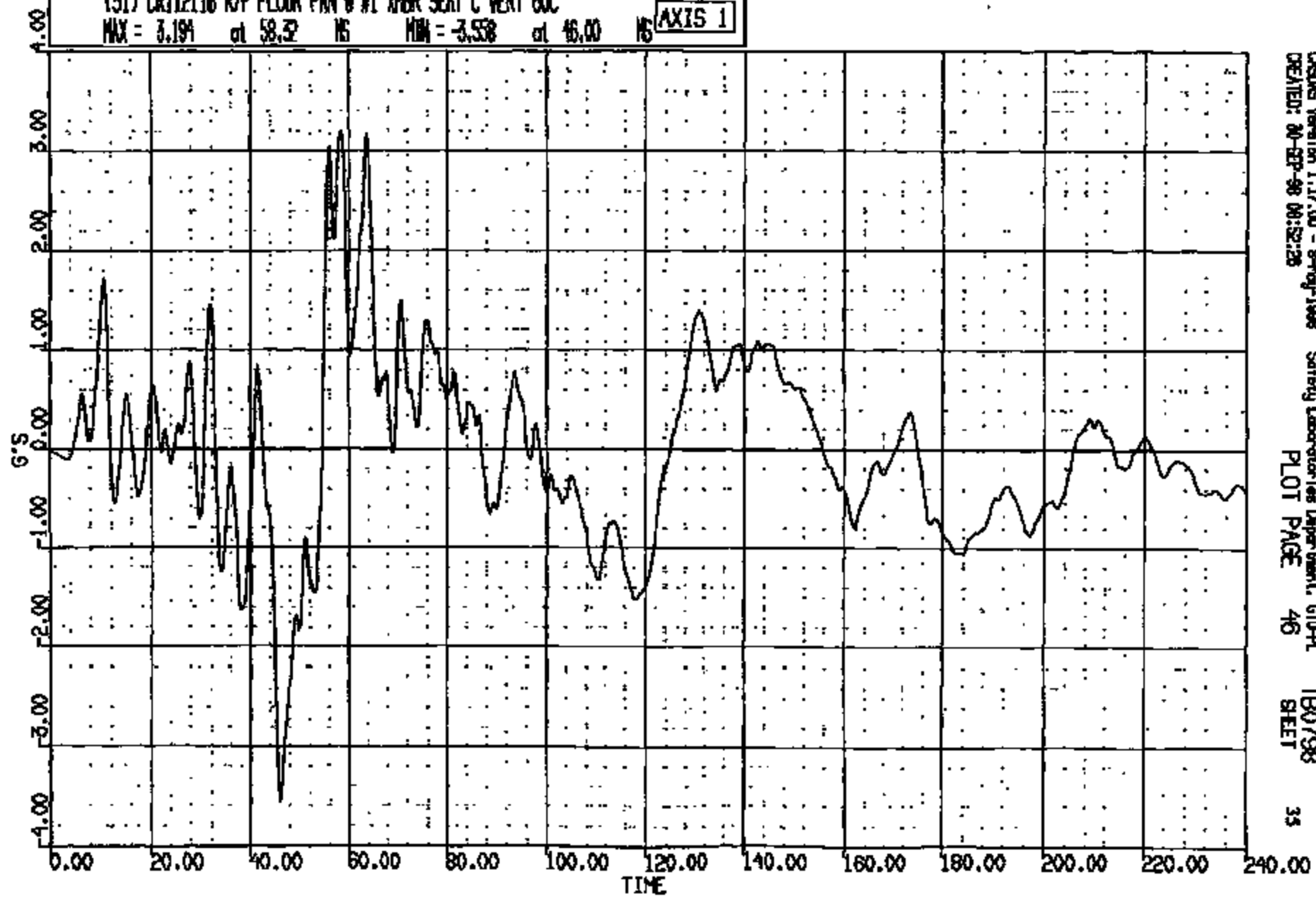
T80798
SHEET

34

CRTS 0011211

CR R: 11211 TO: T80798 DATE: 980930 08:50:21
2000 D-188 2000 D-188

(31) CR11211B R/F FLOOR PAN @ #1 XMR SEAT C VERT 60C
MAX = 3.194 at 58.32 NS MIN = -3.558 at 46.00 NS **AXIS 1**

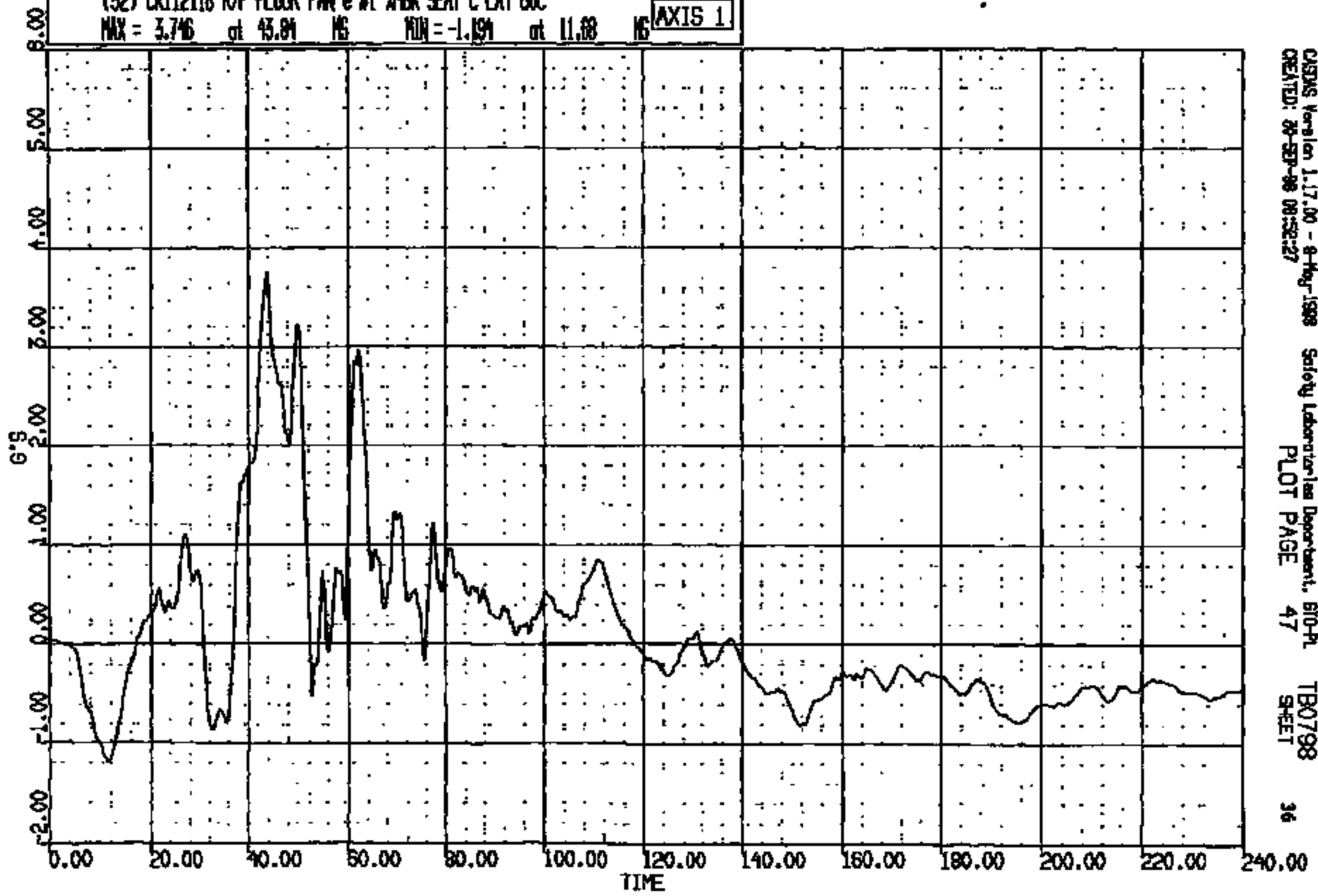


CASUS Version 1.17.00 - 8-May-1998 Safety Laboratories Department, GID-PL
CREATED: 20-SEP-98 08:52:28 PLOT PAGE 46 TB0798 35
SHEET

CRTS 0011211

CR R: 11211 TO: TB0798 DATE: 080950 08:30:21
2000 D-188 2000 D-188

(32) CR112118 R/F FLOOR PAN @ #1 WBR SEAT C LAT 60C
MAX = 3.746 at 45.84 MS MIN = -1.194 at 11.68 MS **AXIS 1**

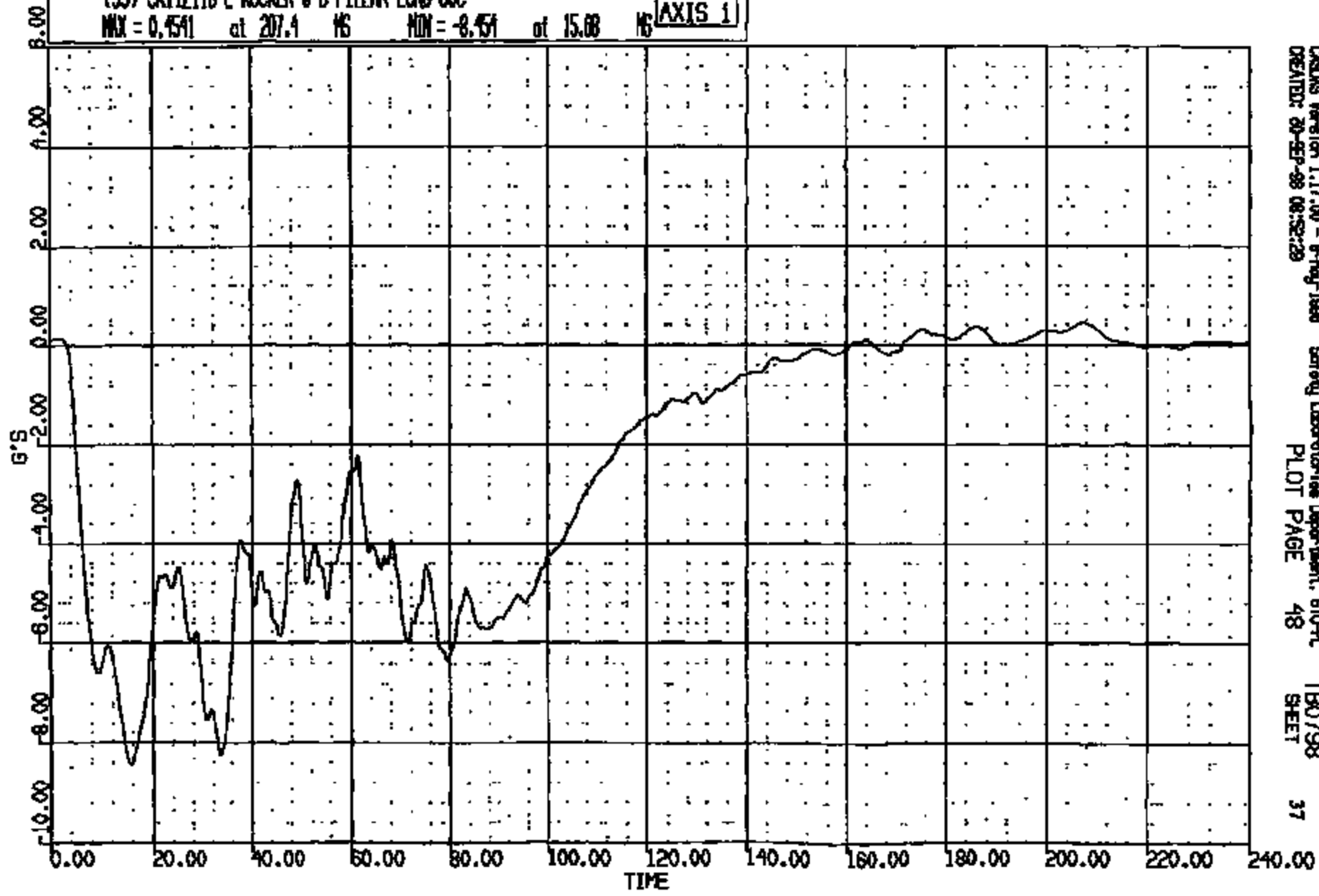


CASIMS Version 1.17.00 - 8-Aug-1998 Safety Laboratories Department, BTO-PL
CREATED: 26-SEP-98 08:52:27 PLOT PAGE 47 TB0798 SHEET 36

CRTS 0011211

CR R: 11211 TO: TB0798 DATE: 860850 08:50:21
2000 D-188 2000 D-188

(33) CRT1211B L ROCKER @ B-PILLAR LONG 60C
MAX = 0.4541 at 207.4 MS MIN = -8.454 at 15.08 MS **AXIS 1**

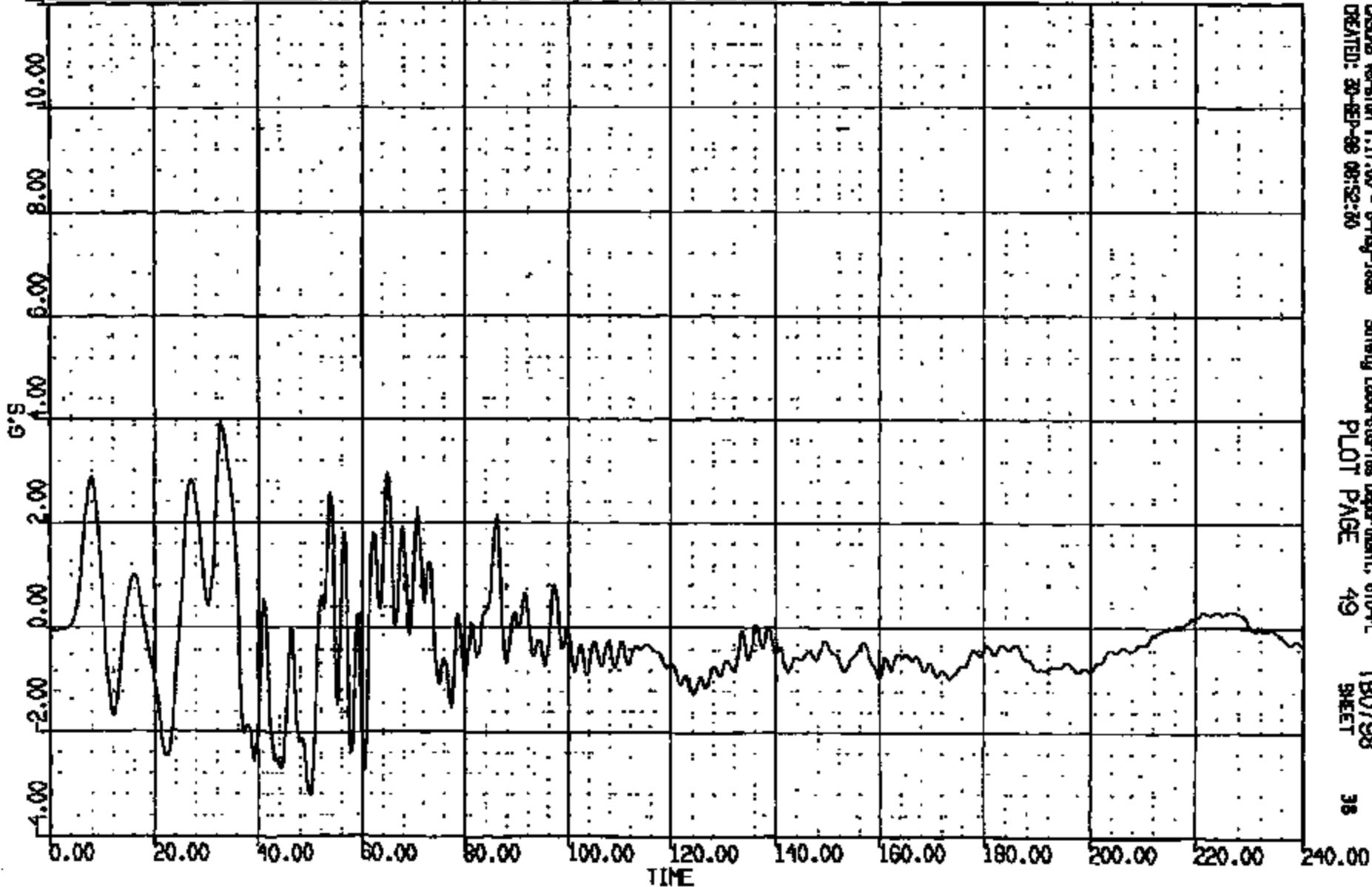


CADDS Version 1.17.00 - B-Hug-1888 Safety Laboratories Department, 610-PL TB0798
CREATED: 86-SEP-98 08:52:29 PLOT PAGE 48 SHEET 37

CRTS 0011211

CR R: 11211 TO: TB0798 DATE: 880930 08:50:21
2000 D-188 2000 D-188

(34) CR11211B L ROCKER @ B-PILAR VERT 60C
MAX = 3.922 at 32.88 MS MIN = -3.223 at 50.00 MS **AXIS 1**



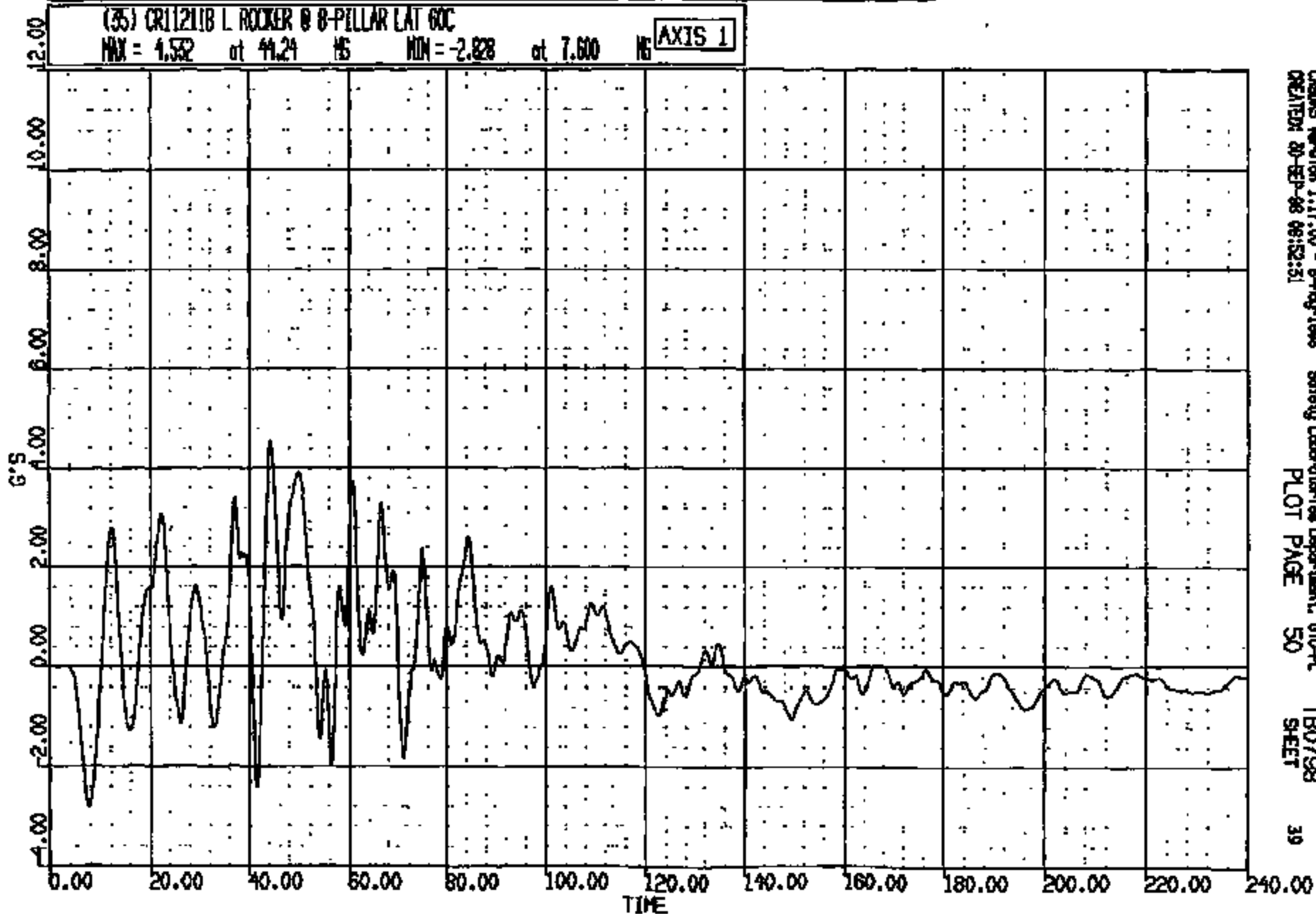
CRS05 Version 1.17.00 - 8-May-1988 Safety Laboratories Department, 610-PL TB0798
CREATED: 30-SEP-88 08:52:30 PLOT PAGE 49 SHEET 38

CRTS 0011211

CR R: 11211 TD: TB0798 DATE: 980930 08:50:21
2000 D-188 2000 D-188

(35) CR11211B L. ROCKER @ 8-PILLAR LAT 60C

MAX = 4.582 at 44.24 MS MIN = -2.828 at 7.600 MS **AXIS 1**



CASIMS Version 1.17.00 - 8-May-1998
CREATED: 20-SEP-98 08:52:51

Safety Laboratories Department, GTO-PL
PLOT PAGE 50

TB0798
SHEET

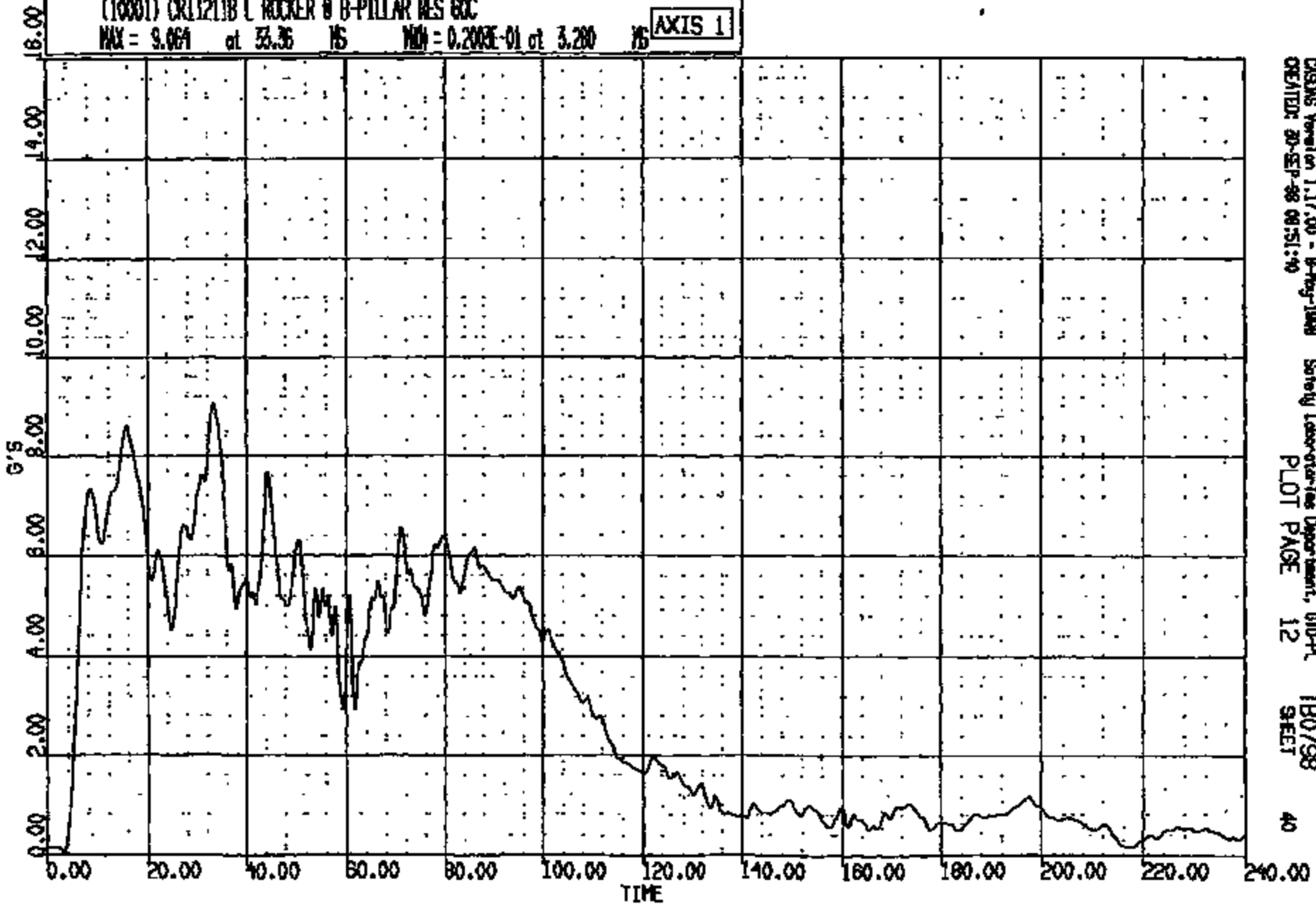
39

CRTS 0011211

CR R: 11211 TO: TB0798 DATE: 980930 06:50:21
2000 D-188 2000 D-188

(10001) CR11211B L ROCKER @ B-PILLAR RES 60C
MAX = 9.064 at 33.36 IS MIN = 0.200E-01 at 3.200 IS

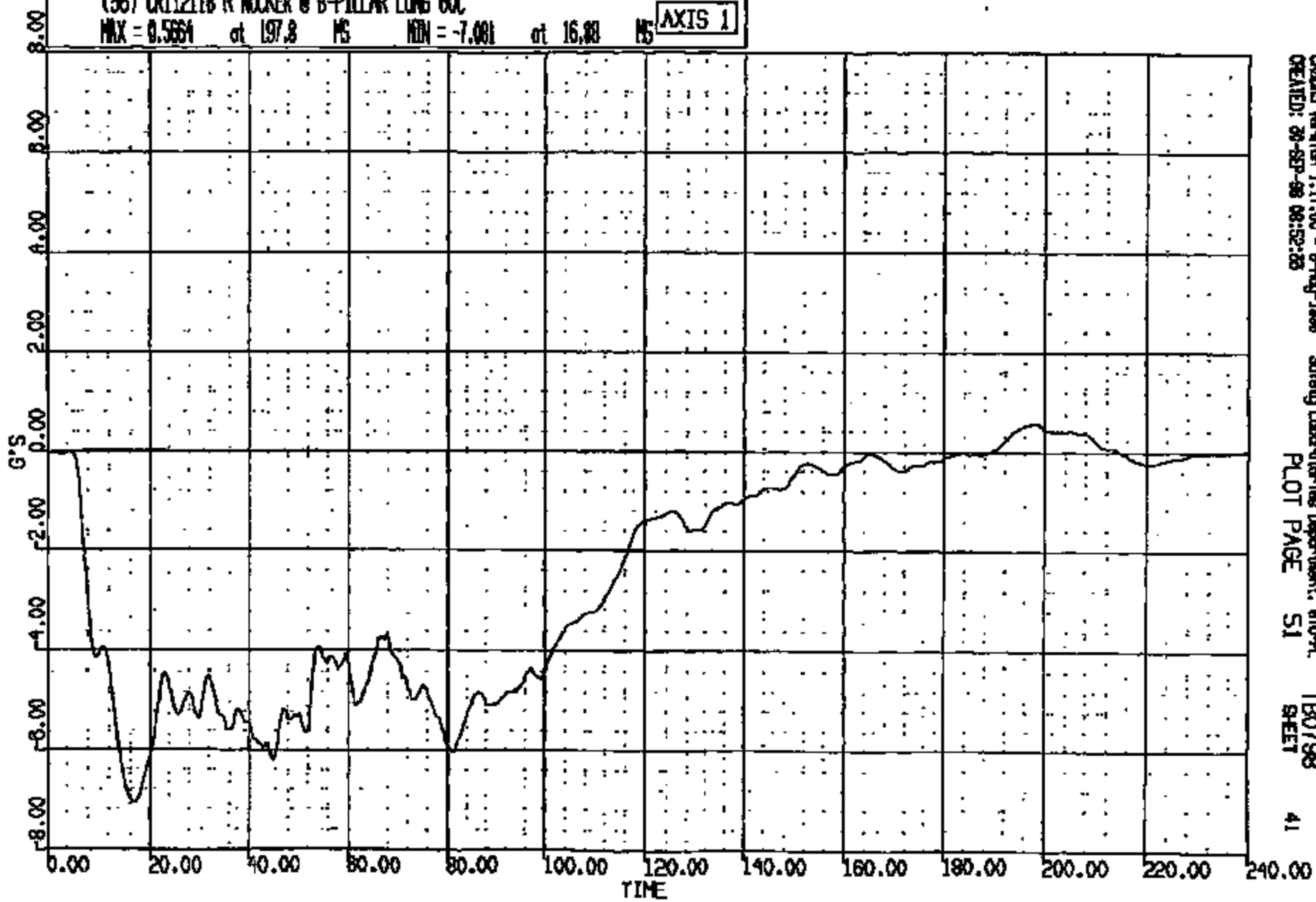
AXIS 1



CSDMS Version 1.17.00 - 8-Aug-1998 Safety Laboratory Department, BUD-PL TB0798
CREATED: 20-SEP-98 08:51:10 PLOT PAGE 12 SHEET 40

CR R: 11211 TO: TB0798 DATE: 980930 08:30:21
2000 D-188 2000 D-188

(36) CR11211B R ROCKER @ B-PILLAR LONG GOC
MAX = 0.5664 at 197.8 MS MIN = -7.001 at 16.00 MS **AXIS 1**



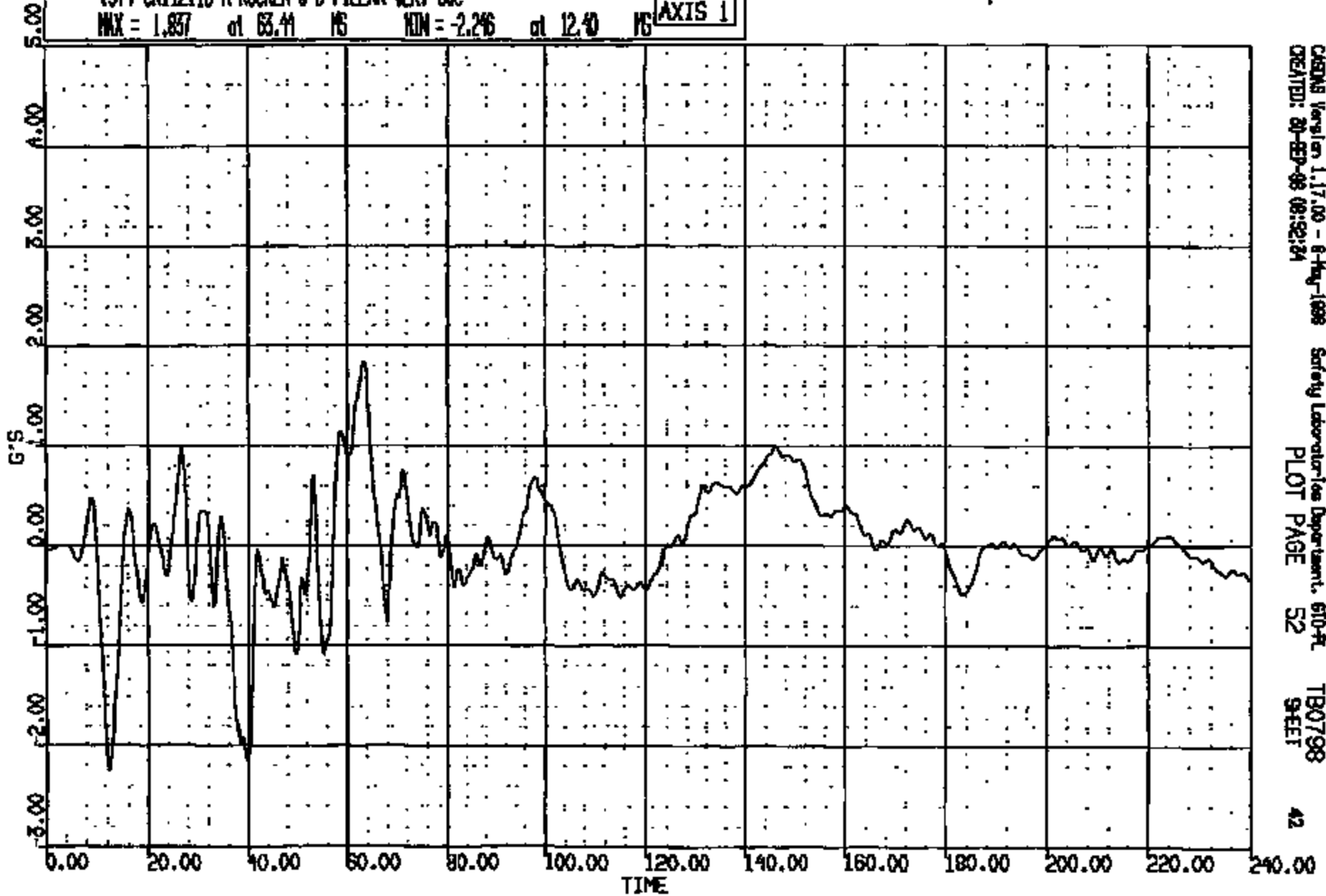
CRSUS Version 1.17.00 - 8-May-1998 Safety Laboratories Department, 610-91
CREATED: 28-SEP-98 08:52:28 PLOT PAGE 51 SHEET 41

CRTS 0011211

CR #: 11211 TO: TB0798 DATE: 080980 08:30:21
2000 D-188 2000 D-188

(37) CR11211B R ROCKER @ B-PILLAR VERY GC

MAX = 1.857 at 63.44 MS MIN = -2.246 at 12.40 MS **AXIS 1**



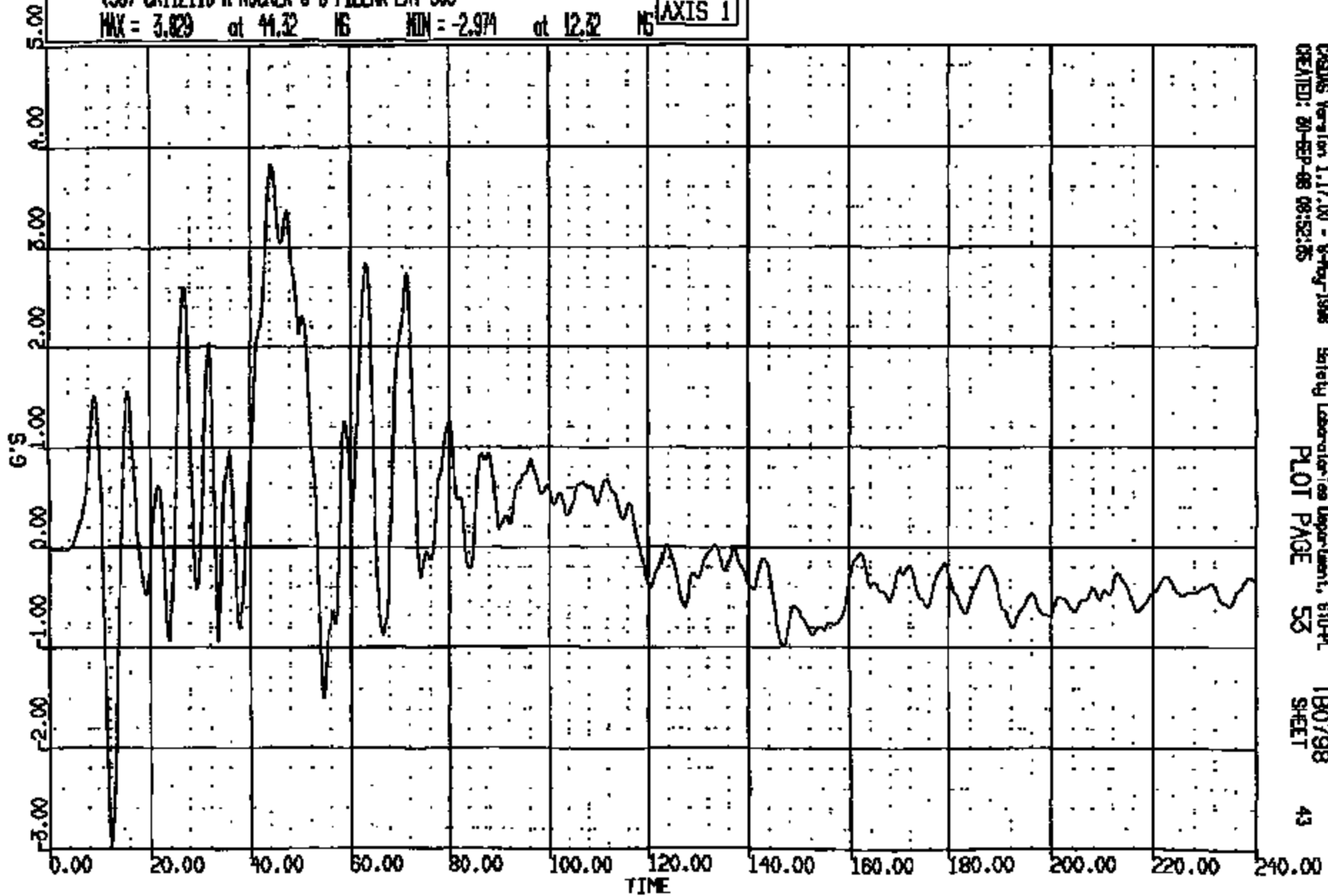
CADMS Version 1.17.00 - 8-Aug-1998 Safety Laboratories Department, 610-PL
CREATED: 20-SEP-98 08:32:24 PLOT PAGE 52 TB0798 42
SHEET

CRTS 0011211

CR R: 11211 YC: TB0798 DATE: 880930 08:30:21
2000 D-188 2000 D-188

(38) CR11211B R ROCKER @ B-PILLAR LAT 60C
MAX = 3.829 at 44.32 NS MIN = -2.974 at 12.32 NS

AXIS 1



CASUS Version 1.17.00 - 8-May-1988 Safety Laboratories Department, 610-PL
CREATED: 20-SEP-88 08:52:25 PLOT PAGE 53 SHEET 43

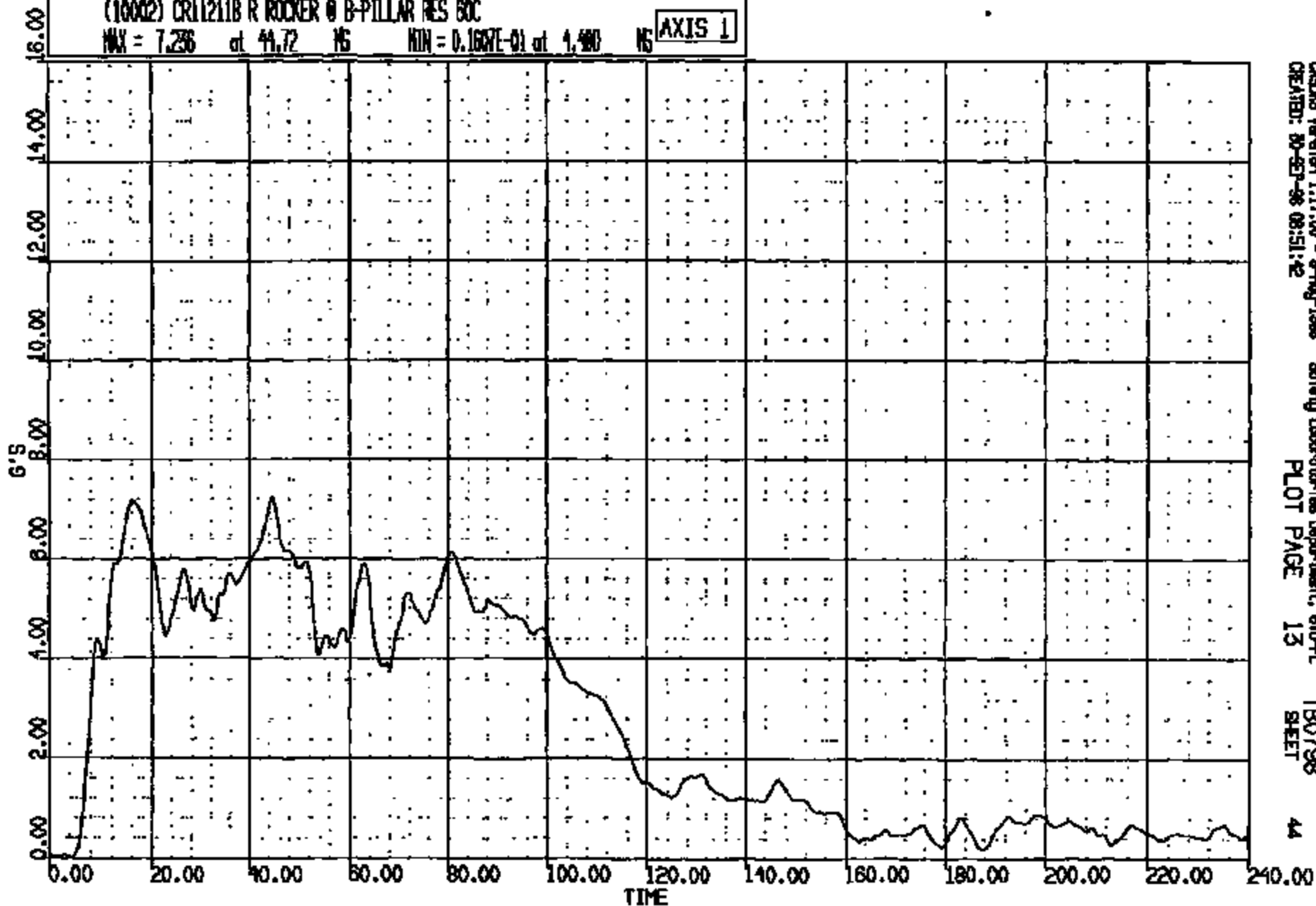
CRTS 0011211

CR R: 11211 TO: TBOY98 DATE: 880830 08:30:21
2000 D-188 2000 D-188

(10002) CR11211B R ROCKER @ B-PILLAR RES SOC

MAX = 7.286 at 44.72 NS MIN = 0.1687E-01 at 4.480 NS

AXIS 1



CASAS Version 1.17.00 - 9-Aug-1988
CREATED: 80-83-98 08:51:42

Safety Laboratories Department, 610-PL
PLOT PAGE 13

T80798
SHEET

44

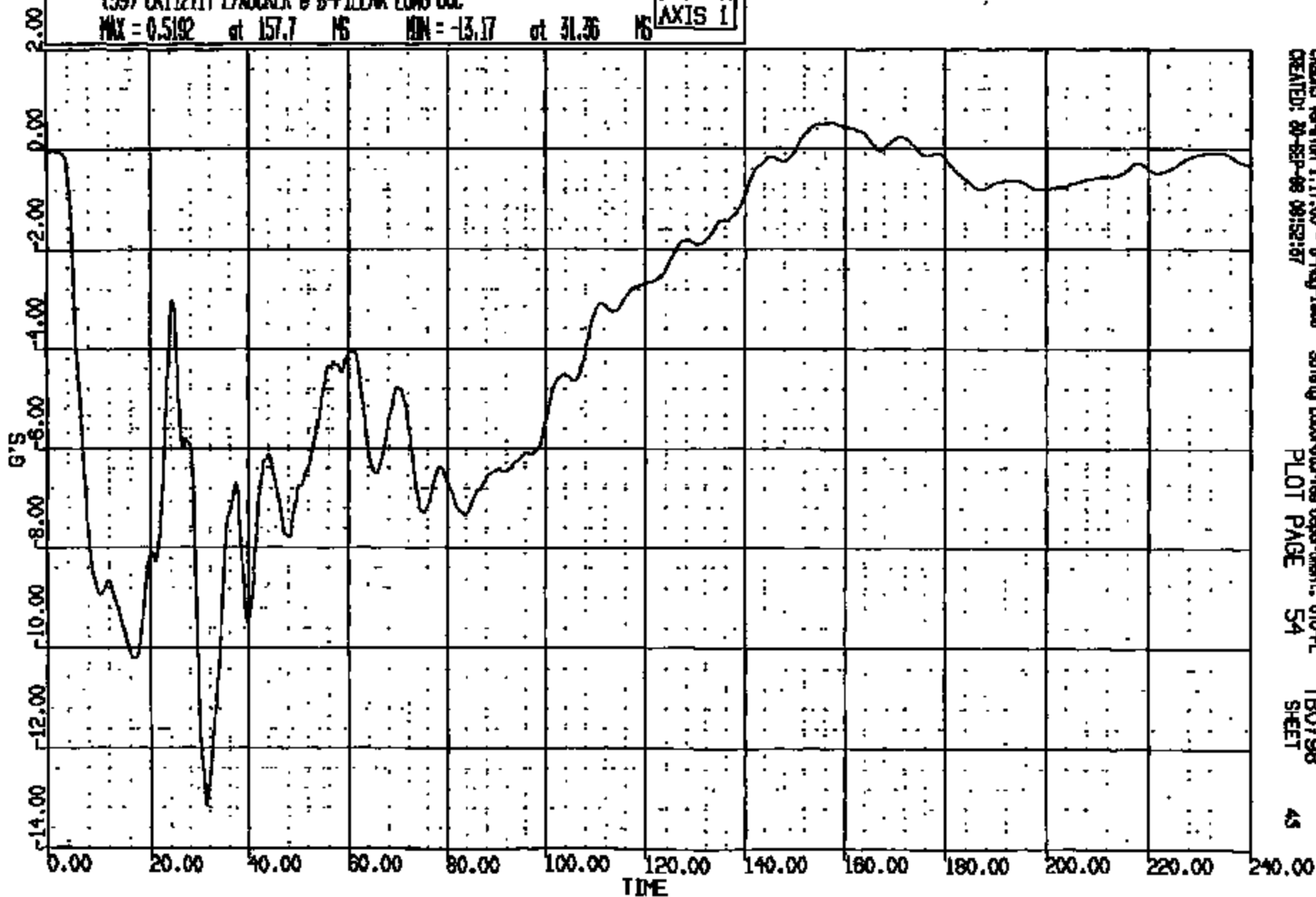
CRIS 0011211

CR R: 11211 TO: TB0798 DATE: 080980 08:30:21
2000 D-188 2000 D-188

(39) CR11211T L/ROCKER B B-PILLAR LONG 60C

MAX = 0.5192 at 157.7 MS MIN = -13.17 at 31.36 MS

AXIS 1



CRASH Version 1.17.00 - 8-May-1988
CREATED: 20-SEP-88 09:52:07

Safety Laboratories Department, GTO-PL
PLOT PAGE 54

TB0798
SHEET

43

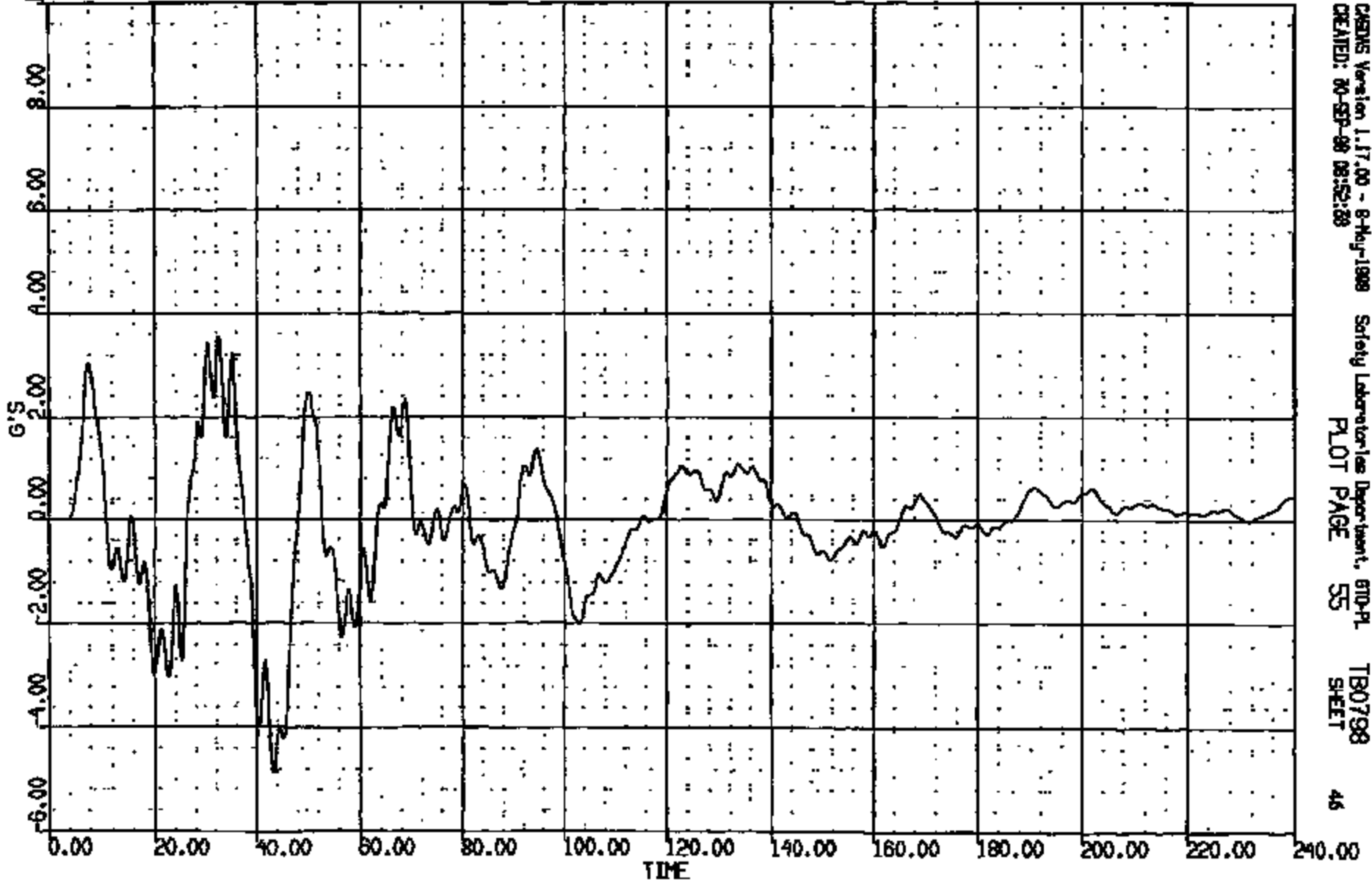
CRTS 0011211

CR R: 11211 TD: TB0798 DATE: 980930 08:30:21
2000 D-188 2000 D-188

(40) CR11211T L/ROCKER @ B-PILLAR VERT GDC

MAX = 3.517 at 32.48 MS MIN = -4.882 at 43.20 MS

AXIS 1



CRASH Version 1.17.00 - 8-May-1998
CREATED: 80-SEP-98 08:52:38

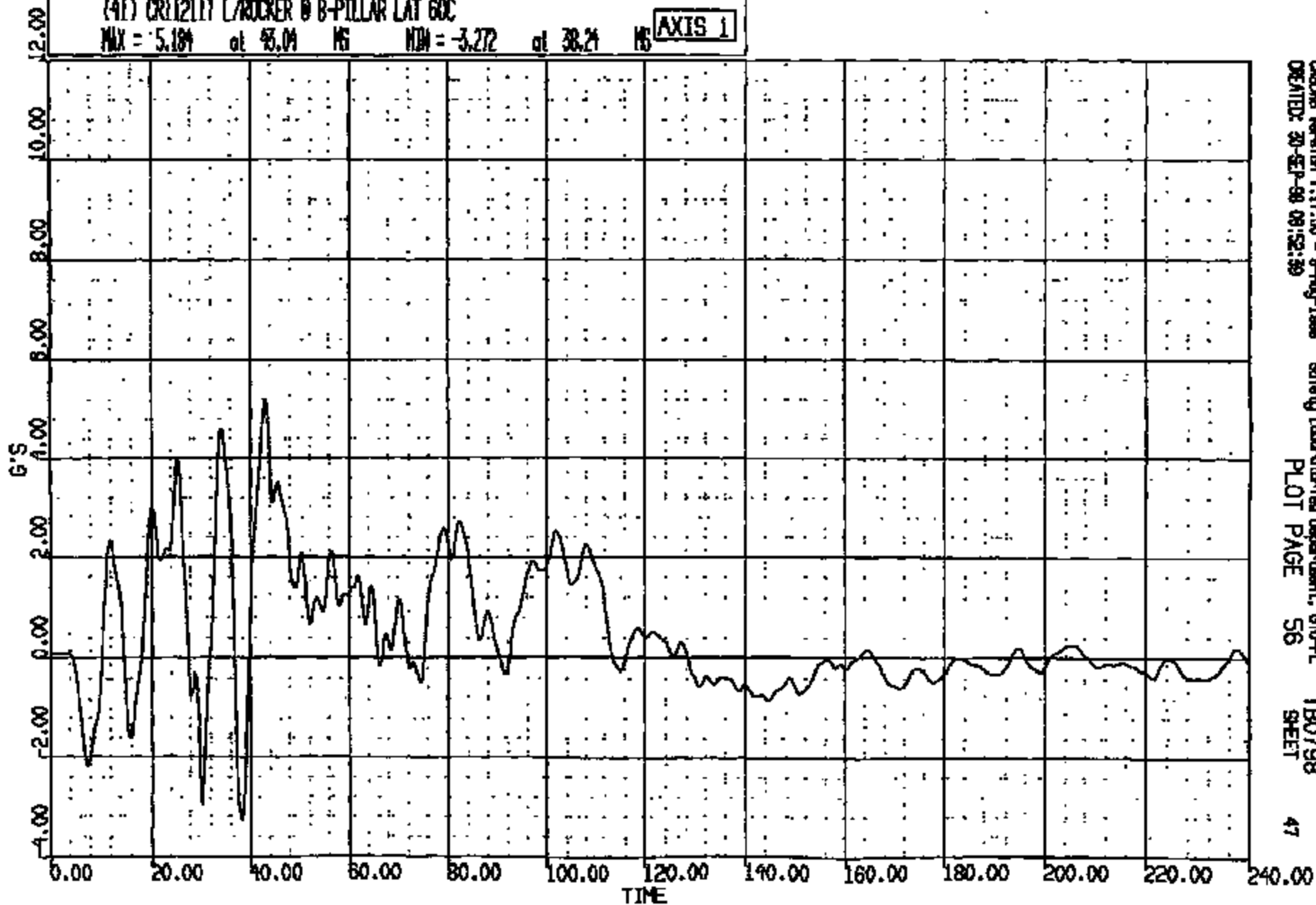
Safety Laboratories Department, 610-PL
PLOT PAGE 55

TB0798
SHEET

CR R: 11211 TO: TB0798 DATE: 980930 08:30:21
2000 D-188 2000 D-188

(41) CR112117 L/ROCKER @ B-PILLAR LAT 60C

MAX = 5.184 at 43.04 MS MIN = -3.272 at 38.24 MS **AXIS 1**



CADDS Version 1.17.00 - 9-May-1998
CREATED: 30-SEP-98 08:52:39

Safety Laboratory/less Department, 610-PL
PLOT PAGE 56

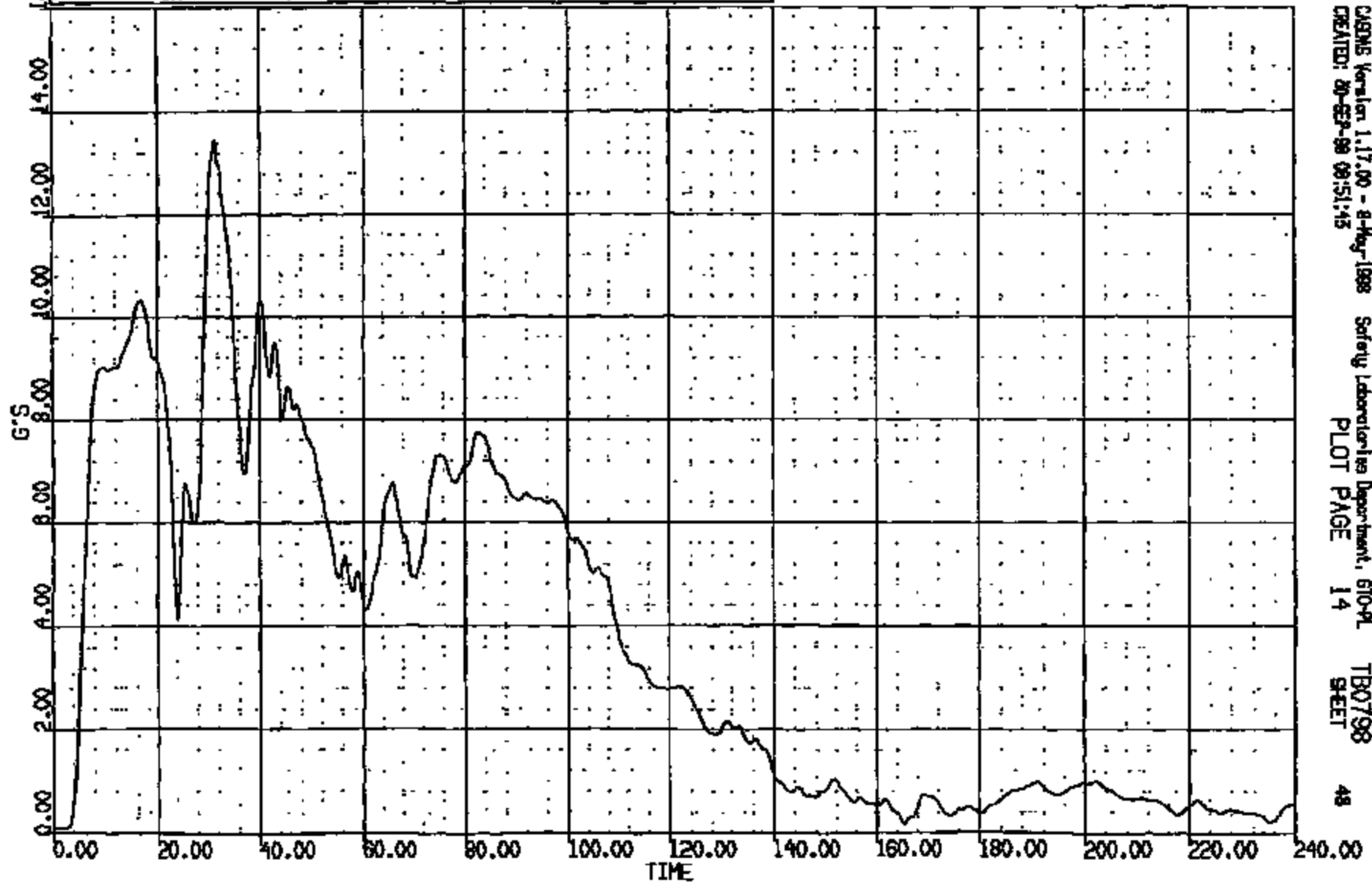
TB0798
SHEET

47

CRTS 0011211

07 R: 11211 TO: TB0798 DATE: 280950 08:50:21
2000 0-198 2000 0-198

(10003) CR11211T L/ROCKER @ B-PILLAR RES G0C
MAX = 13.43 at 31.28 NS MIN = 0.7750E-01 at 1.840 NS **AXIS 1**

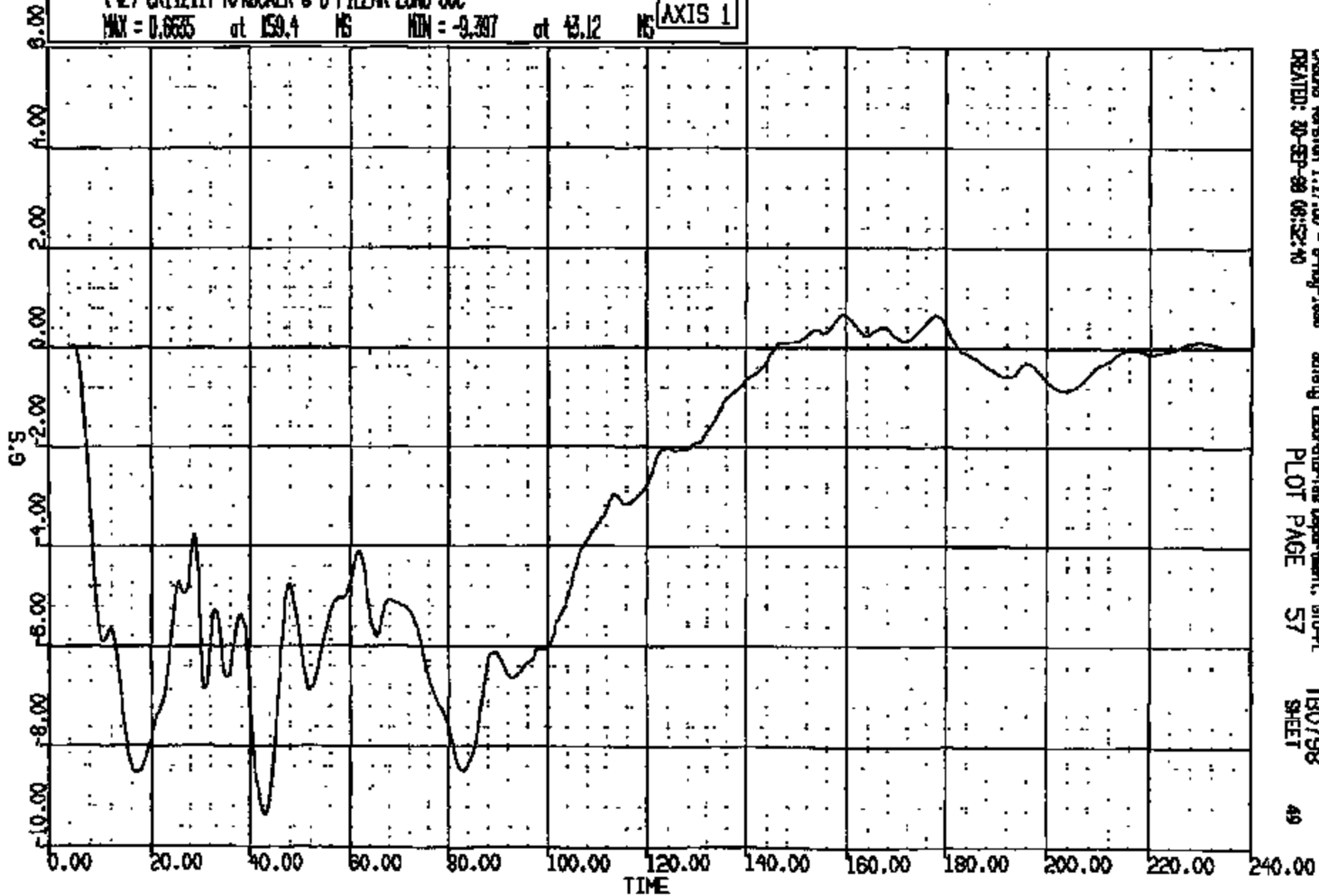


CASINS Version 1.17.00 - 8-May-1998 Safety Laboratories Department, 610-91
CREATED: 20-SEP-98 09:51:43 TB0798
PLOT PAGE 14 SHEET 48

CRTS 0011211

CR R: 11211 TO: T20798 DATE: 880930 08:50:21
2000 D-188 2000 D-188

(42) CR11211T R/ROCKER @ B-PILLAR LONG 60C
MAX = 0.6535 at 159.4 MS MIN = -9.397 at 43.12 MS **AXIS 1**

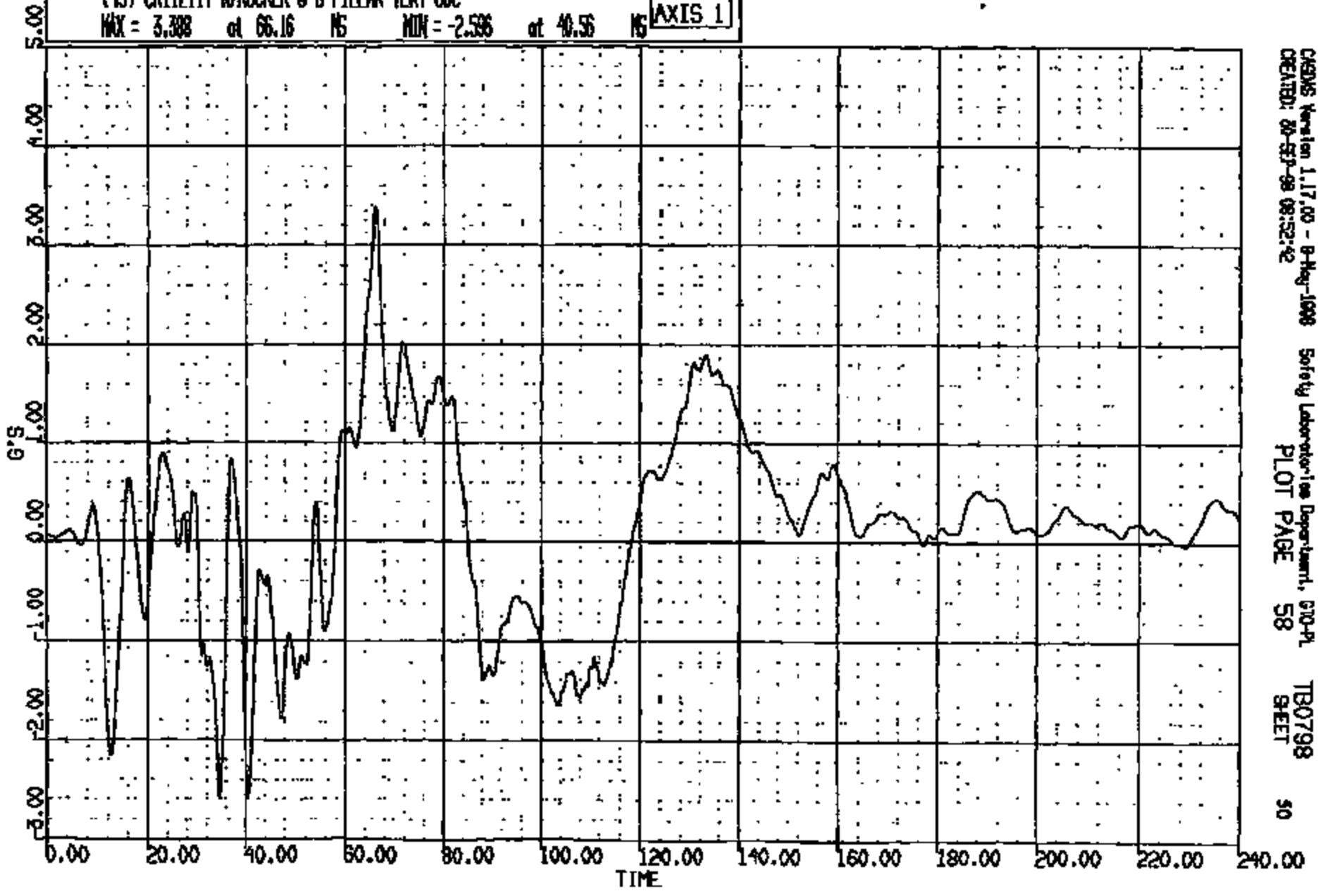


CRS205 Version 1.17.00 - 8-May-1988 Safety Laboratories Department, GM-PL
CREATED: 20-SEP-88 08:52:40 PLOT PAGE 57 T20798 SHEET 49

CRTS 0011211

CR R: 11211 TO: T80798 DATE: 980930 08:30:21
2000 D-188 2000 D-188

(43) CR112117 R/ROCKER @ B-PILLAR VERT GDC
MAX = 3.388 at 66.16 NS MIN = -2.536 at 40.56 NS **AXIS 1**



CADDS Version 1.17.00 - 8-May-1998 Safety Laboratory/Ins Department, 610-PL
CREATED: 20-SEP-98 08:52:42 PLOT PAGE 58 T80798 SHEET 50

CRIS 0011211

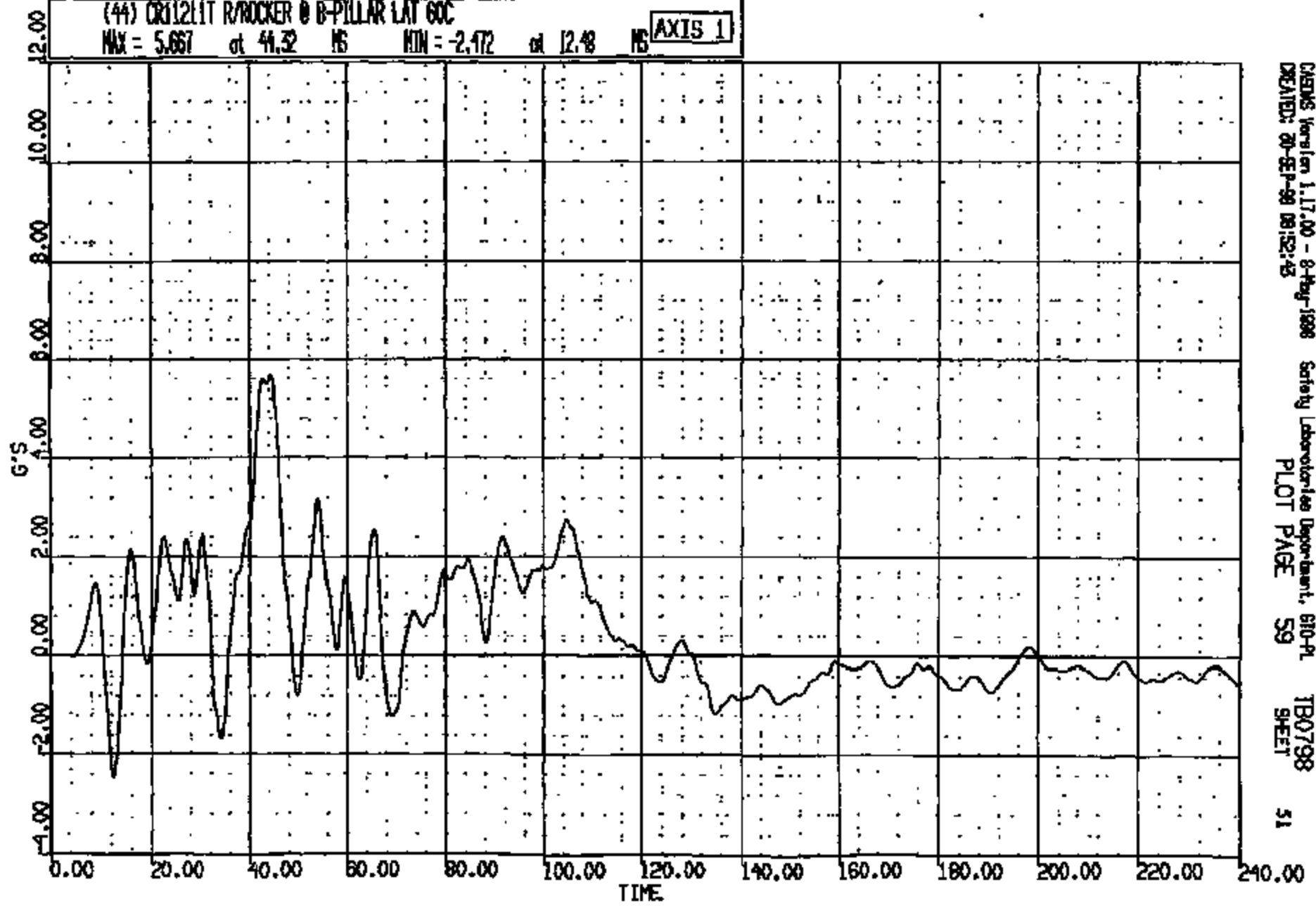
CR R: 11211 TO: TB0798 DATE: 880930 08:50:21

2000 D-188 2000 D-188

(44) CR11211T R/ROCKER @ B-PILLAR LAT 60C

MAX = 5.667 at 41.32 MS MIN = -2.472 at 12.48 MS

AXIS 1



CREWS Version 1.17.00 - 8-Aug-1998
CREATED: 20-SEP-99 08:52:43

Safety Laboratories Department, 610-PL
PLOT PAGE 59

TB0798
SHEET

51

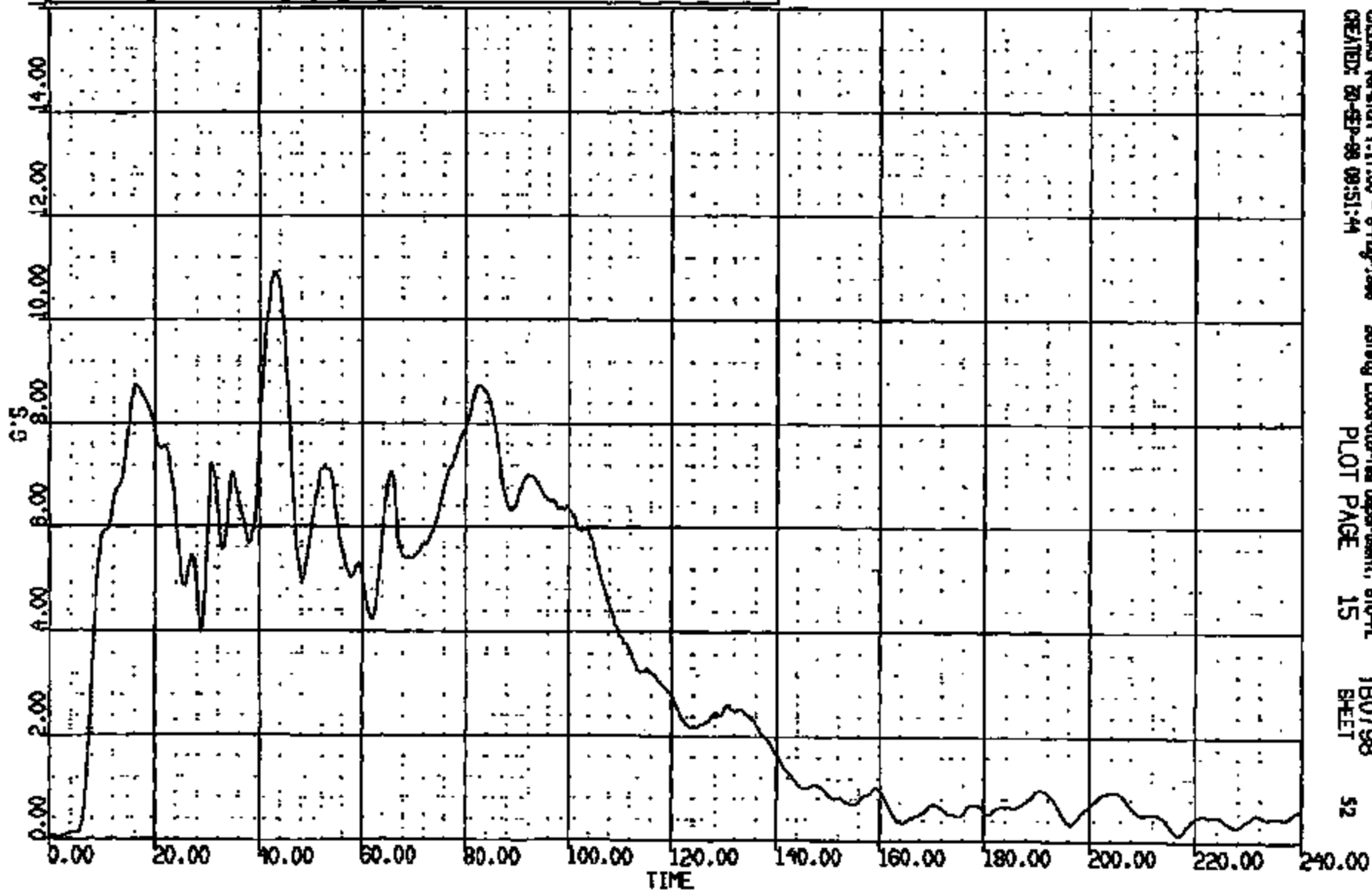
CRTS 0011211

DR R: 11211 TO: TB0798 DATE: 980930 08:20:21
2000 0-188 2000 0-188

(10004) CR11211T R/ROCKER @ B-PILLAR RES 60C

MAX = 10.92 at 45.04 NS MIN = 0.3167E-01 at 1.780 NS

AXIS 1



GENS Version 1.17.00 - 8-May-1998
CREATED: 20-SEP-98 09:51:44

Safety Laboratories Department, 610-PL
PLOT PAGE 15

TB0798
SHEET

52

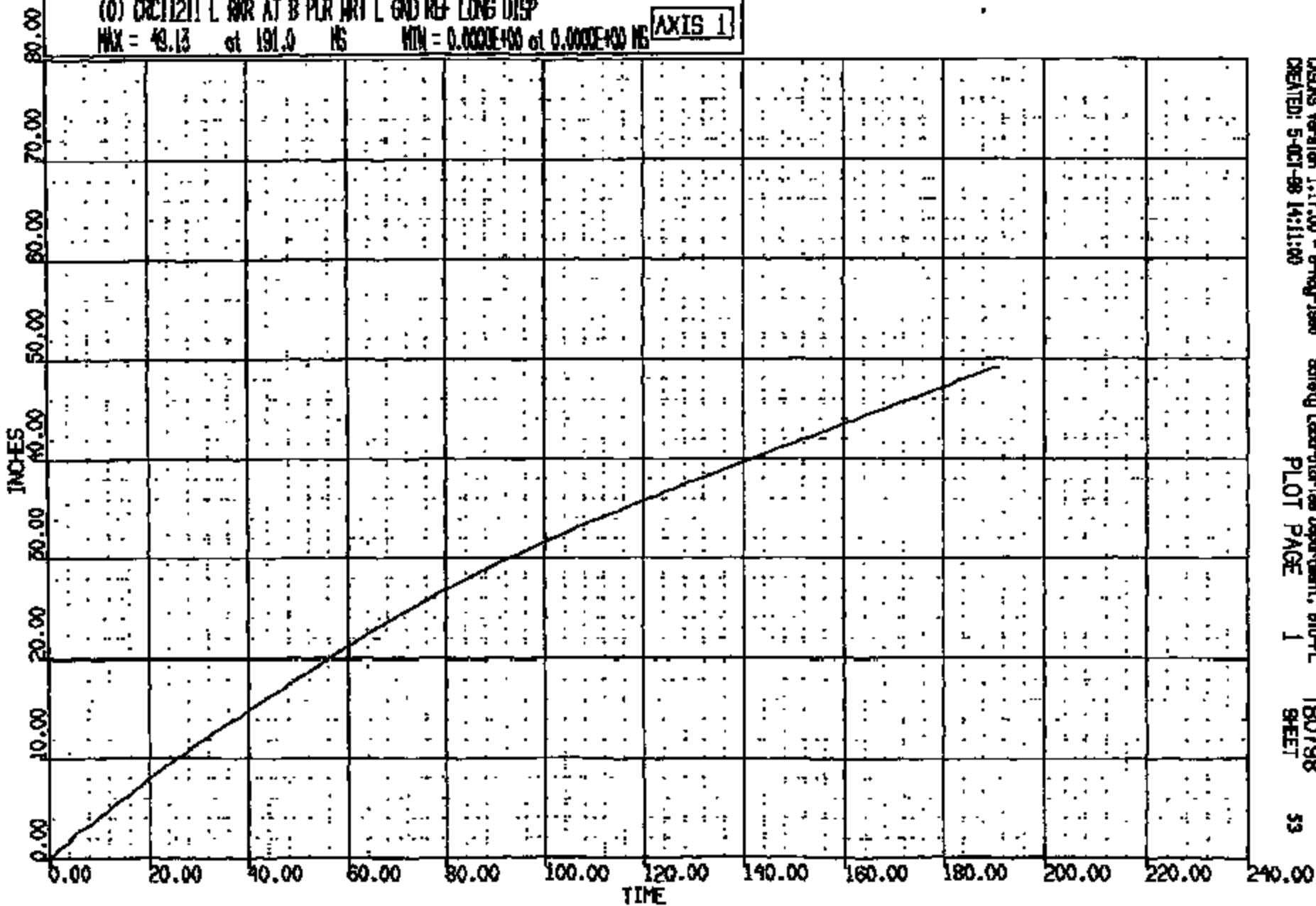
CRTS 0011211

CR R: 11211 TD: TB0798 DATE: 880830 08:30:21
2000 D-188 2000 D-188

(0) CRC11211 L RNR AT B PLR WRT L GND REF LONG DISP

MAX = 49.13 at 191.0 NS MIN = 0.000E+00 at 0.000E+00 NS

AXIS 1



DISKS Version 1.17.00 - 8-Aug-1988
CREATED: 5-OCT-98 14:11:00

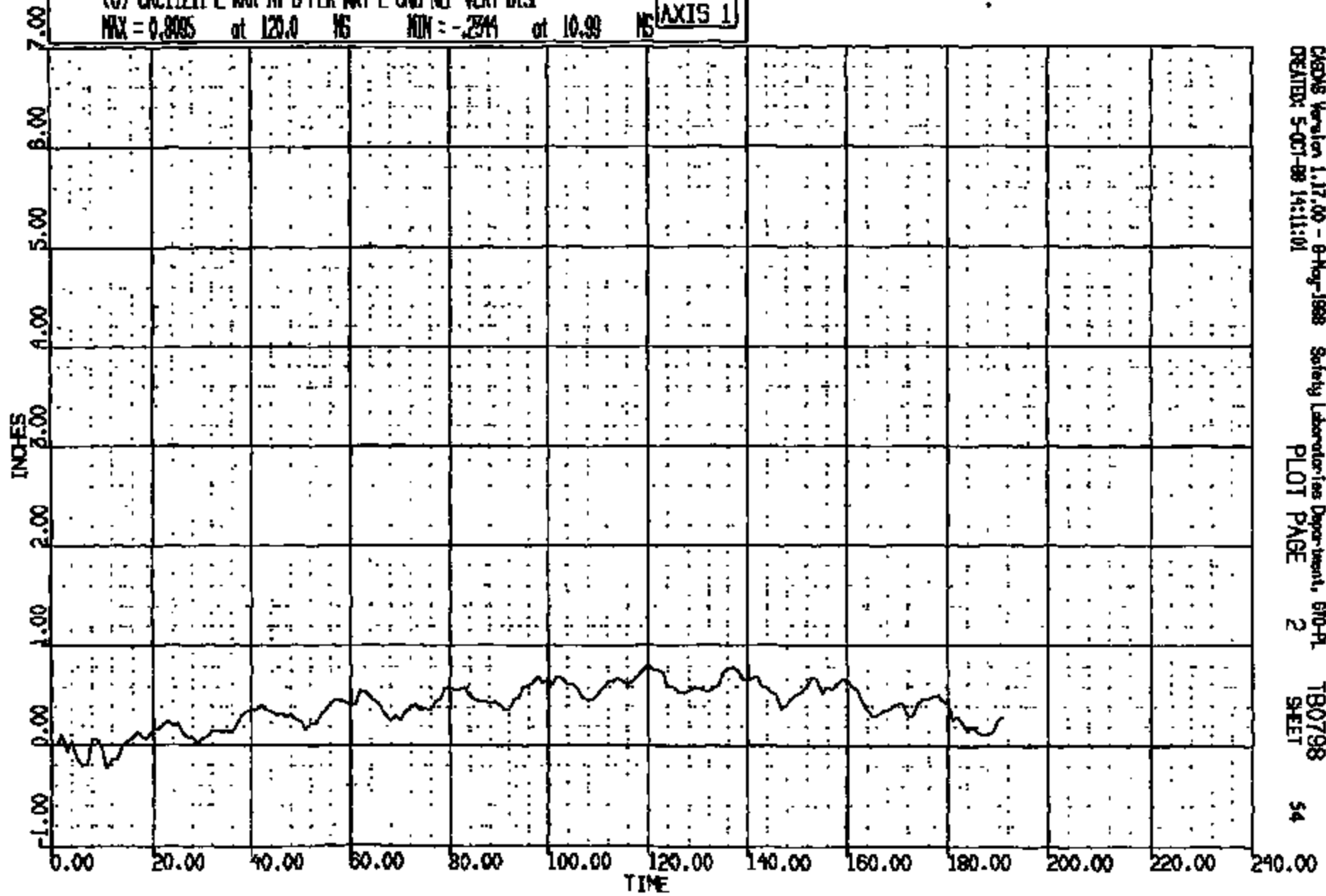
Safety Laboratories Department, 610-PL
PLOT PAGE 1

TB0798
SHEET

53

CR R: 11211 TC: TB0798 DATE: 980920 08:20:21
2000 D-198 2000 D-198

(0) CR011211 L INR AT B FLR WRT L END REF VERT DISP
MAX = 0.8005 at 120.0 MS MIN = -.2344 at 10.99 MS **AXIS 1**

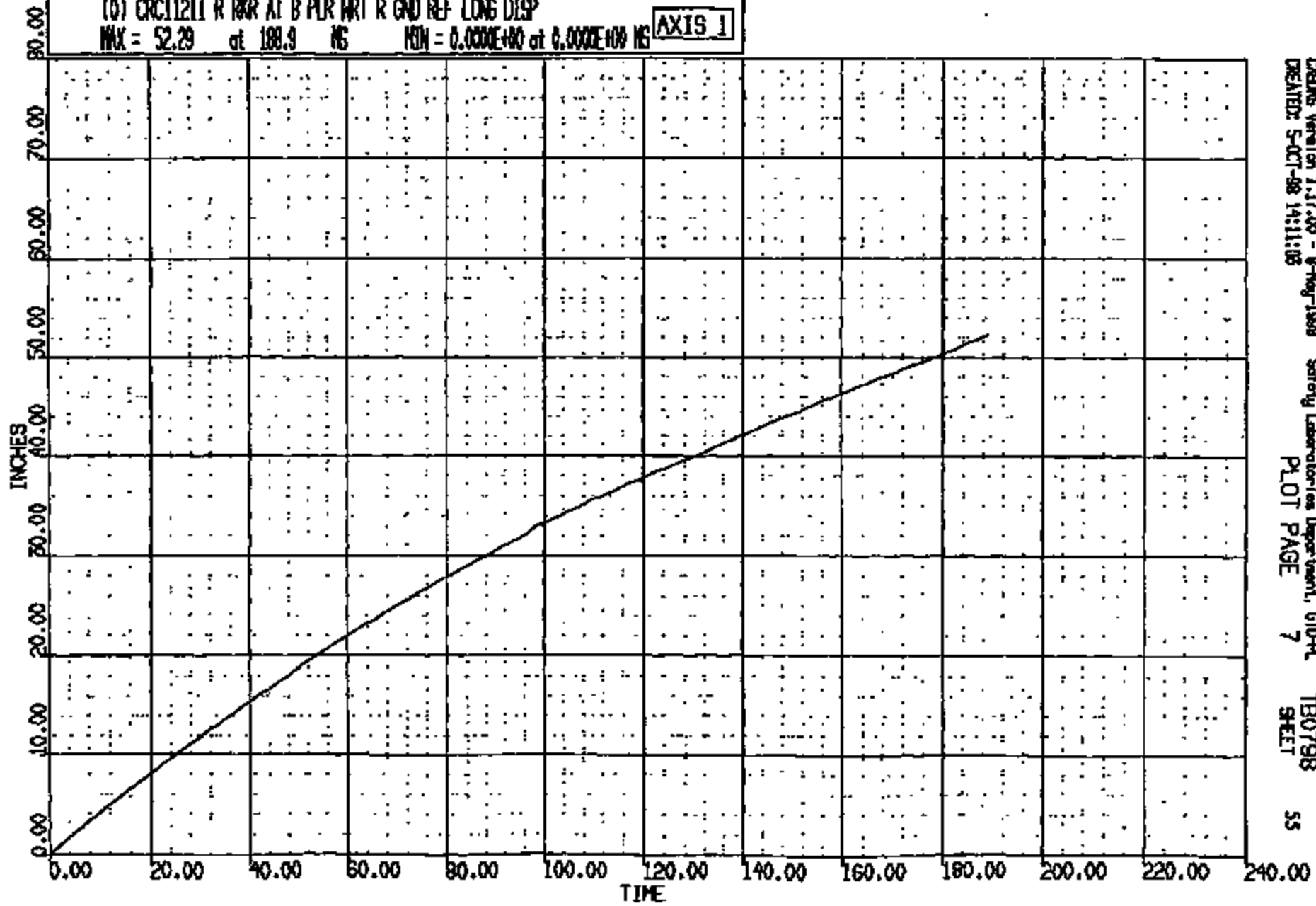


CRS05 Version 1.17.00 - 6-May-1998 Safety Laboratories Department, 610-91 TB0798
CREATED: 5-OCT-98 14:11:01 PLOT PAGE 2 SHEET 54

CRIS 0011211

CR R: 11211 TO: TB0798 DATE: 980930 08:50:21
2000 D-188 2000 D-188

(0) CRC11211 R RWR AT B PLR WRT R GND REF LONG DISP
MAX = 52.29 at 188.9 NS MIN = 0.000E+00 at 0.000E+00 NS **AXIS 1**

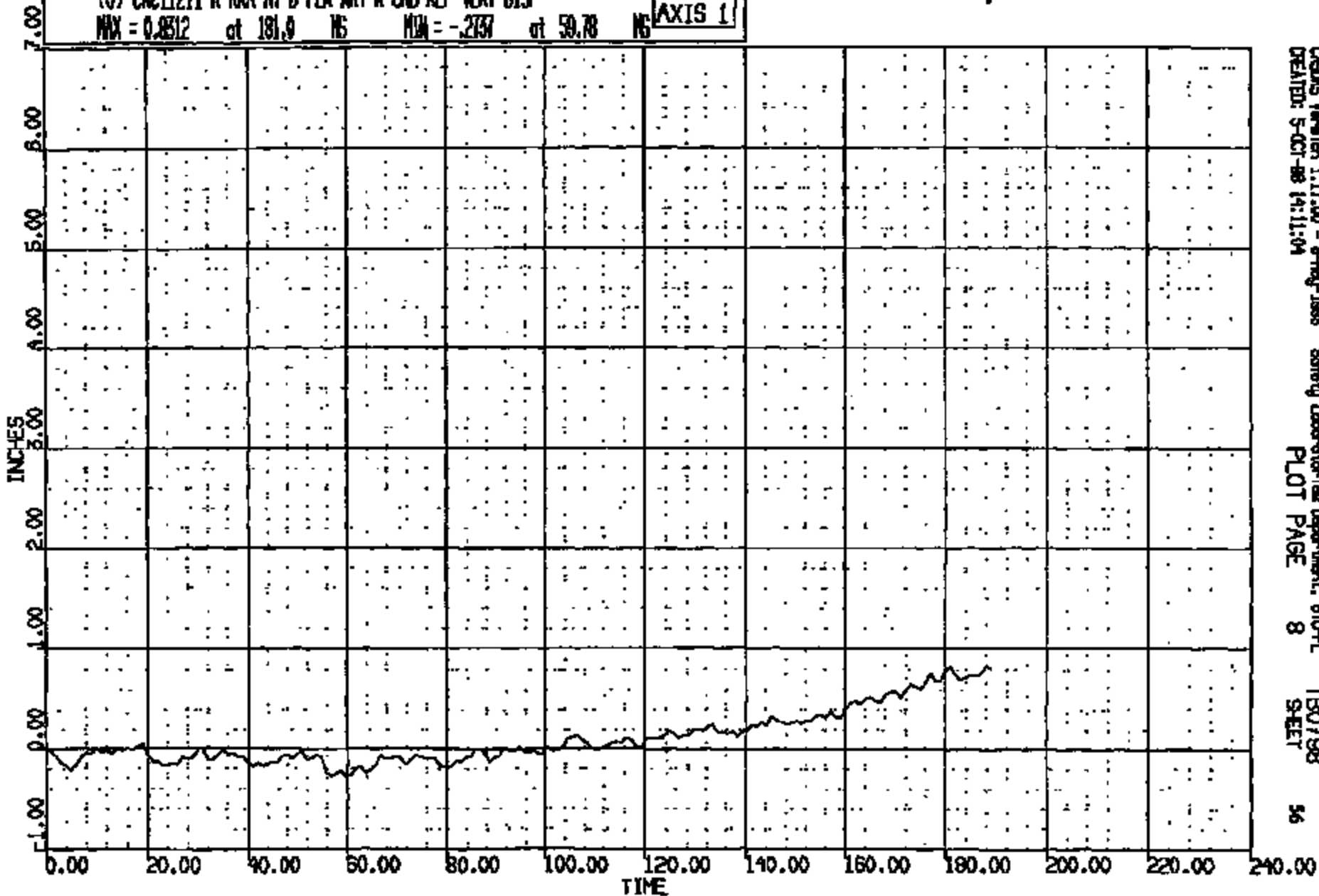


CRONG Version 1.17.00 - 8-May-1998 Safety Laboratories Department, G10-PL
CREATED: 5-OCT-98 14:11:05 PLOT PAGE 7 TB0798
SHEET 55

CRTS 0011211

CR R: 11211 TO: TB0798 DATE: 980930 08:30:21
R000 0-188 2000 0-188

(0) CRCL1211 R RCR AT B PLR MRT R END REF VERT DISP
MAX = 0.8512 at 181.9 NS MIN = -.2757 at 59.78 NS **AXIS 1**



CRS015 Version 1.17.00 - 9-May-1988 Safety Laboratory/Ins Department, 610-PL TB0798
CREATED: 5-OCT-88 14:11:04 PLOT PAGE 8 SHEET 56


CRS011211



Name :

11211001.JPG


CRTS 0011211





0798


Name: 11211003.JPG



Name :

11211004.JPG

CRIS 0011211




Name: 11211005.JPG

CRTS 0011211



Name: 11211006.JPG


CRTS 0011211



112118

Name: 11211007.JPG

CRTS 0011211



Name :

11211008.JPG


CRIS 0011211

UNION
ON



Name: 11211009.JPG

CRTS 0011211



Name:

11211010.JPG


CRIS 0011211



Name :

11211011.JPG

CRTS 0011211



Name:

11211012.JPG

CRTS 0011211



Name: 11211013.JPG


CRTS 0011211



Name :

11211014.JPG

CRTS 0011211



Name :

11211015.JPG


CRTS 0011211



Image:

11211016.JPG

CRTS 0011211



Name:


11211017.JPG

CRIS 0011211



Name: 11211018.JPG


CRTS 0011211



Name :


11211019.JPG

CRTS 0011211



Name: 12211020.JPG


CRTS 0011211



Name:

11211021.JPG


CRTS 0011211



Name:

11211022.JPG


CRTS 0011211



Name :

11211023.JPG

CRTS 0011211



Name:

11211024.JPG

CRTS 0011211



Name:


11211025.JPG

CRTS 0011211



Name: 11211026.JPG

CRTS 0011211




Name: 11211027.JPG

CRTS 0011211




Name: 11211028.JPG



Name: 11213029.JPG


CRIS 0011211



Name:

11211630.JPG


CRTS 0011211



Name:

11211031.JPG

CRTS 0011211



Name: 11211032.JPG

CRTS 0011211



Name:

11211093.JPG

CRIS 0011211




Name: 11211034.JPG

CRTS 0011211



Name: 11211035.JPG

CRTS 0011211



Name : 11211036.JPG



GTO Test Request

Requestor/Coordinator (PROF'S ID):

KEWING

KURT EWING

Testing Activity: Crash Barrier Test Lab	Date Submitted: 01-SEP-08	Requested Completion Date: 18-SEP-08	Requestor Reference Number:
Test Procedure Number: CRB-00	Test Title and / or Subject of Test: 2000 D188 Car-to-Car Offset No-Deploy		
Billable Requestor Dept No.: T651 AV2216A	Workorder/Work Order Number: POB	Test conducted to certify control item compliance with Government Regulations:	
Billable Requestor PROF'S I.D.: KEWING	Billable Requestor Name: KURT EWING	Yes: <input type="checkbox"/>	No: <input checked="" type="checkbox"/>

Complete the following two questions as indicated

1 - Rational for not replacing this test by CAE Analysis:

- No CAE Methodology or process available
 For CAE Correlation
 Insufficient confidence in CAE
 To obtain basic data for CAE
 Replacement or Improvement of existing Test
 Testing is Quicker
 Mandatory or Regulatory
 Certification
 Development test for FBS
 Not applicable

Other: verification

(Check appropriate boxes)

2 - What is the expected Test Outcome:

- Results will meet DVPWCR requirements
 System Component will not meet Test specification
 Unknown
 Above is Based on CAE?

Other:

(Check appropriate boxes)

Test Purpose/Test Procedure or Description of Test:

Custom Test Procedure T657-229

"RECORD COPY"Schedule No. 7-7-12Retain Until 2018

Signature Approvals (As Required for Control Purposes)

Requesting Engineer: KURT EWING

Testing Engineer: _____

Requesting Supervisor/Manager: ALAN TAUB

Testing Supervisor: _____

BARRIER TEST REQUEST

TB0798

TEST OBJECTIVE: VERIFICATION, AIR BAG SENSOR
IMPACT SPEED (MPH): 24
TEST PROCEDURE: CAR-TO-CAR FRONTAL OFFSET NO-DEPLOY
 ALIGN VEHICLES FRONT TO FRONT AS PER SECTION 1.2.19 OF DRAFT
 PROCEDURE, "NON-REGULATORY CRASH TESTS PROCEDURE."

TEST VEHICLE

Deloit
TAG: 6794701
VIN: 1PALPESJ078100882
MODEL: D188
MODEL YEAR: 2000

TASK NO.: P08
BILLABLE DEPT.: T881
FOL: CDD-0030

SECONDARY VEHICLE

7714
TAG: ~~6794701~~
VIN: ~~1PALPESJ078100882~~
MODEL: D188
MODEL YEAR: 2000

FUEL: TYPE= NONE FULL LEVEL (GAL.)= 0

TEST VEHICLE

TIRE PRESSURE (PSI): FRONT = 30 REAR = 30 SPARE = NA
CURB WEIGHT (LBF.): FRONT = 2131 REAR = 1188 TOTAL = 3324
TEST WEIGHT (LBF.): FRONT = 2310 REAR = 1988 TOTAL = 4308
 +/- = 26

RIDE HEIGHTS (IN.): FRONT = LEVEL RROR REAR = LEVEL RROR
 +/- = TO GROUND +/- = TO GROUND

WEIGH UP INSTRUCTIONS:

MAY REMOVE: DECKLID
DO NOT PLACE WEIGHT: UNDERHOOD LOCATIONS OTHER THAN IN ENGINE (SEE BELOW),
MAX ADD TO ENGINE: 75 LBF.
 LOAD TO TEST WEIGHT & LEVEL ROCKERS WRT GROUND.
 SPRING INSERTS ACCEPTABLE.

BARRIER TEST REQUEST

TB0798

SECONDARY VEHICLE:

TIRE PRESSURE (PSI):	FRONT = 30	REAR = 30	SPARE = NA
CURB WEIGHT (LBF.):	FRONT = 2131	REAR = 1168	TOTAL = 3294
TEST WEIGHT (LBF.):	FRONT = 2310	REAR = 1898	TOTAL = 4208
			+/- = 28

ROCK HEIGHTS (IN.):	FRONT = LEVEL RKR	REAR = LEVEL RKR
	+/- = TO GROUND	+/- = TO GROUND

WEIGH UP INSTRUCTIONS:

MAY REMOVE: DECKLID
 DO NOT PLACE WEIGHT: UNDERHOOD LOCATIONS OTHER THAN IN ENGINE (SEE BELOW).
 MAX ADD TO ENGINE: 75 LBF.
 LOAD TO TEST WEIGHT & LEVEL ROCKERS WRT GROUND.
 SPRING INSERTS ACCEPTABLE.

TEST VEHICLE:

OCCUPANT TYPE:	LEFT FRONT = WATER BOTTLE	RIGHT FRONT = WATER BOTTLE
----------------	---------------------------	----------------------------

DUMMY POSITIONING: DRIVER FOOT-REST:

	LONG	VERT	BACK ANGLE (DEG.)	PKG CHK.
LEFT FRONT =	MID	FULL DWN	27.2 (FRAME)	N
RIGHT FRONT =	MID	FULL DWN	27.2 (FRAME)	N

RESTRAINTS USAGE:	BELT	PYRO BELT	FRT BAG	SIDE BAG
LEFT FRONT =			X	X
RIGHT FRONT =	X		X	X

NOTE: PRETENSIONERS ARE @
BUCKLE IF SO EQUIPPED

SECONDARY VEHICLE:

OCCUPANT TYPE:	LEFT FRONT = WATER BOTTLE	RIGHT FRONT = WATER BOTTLE
----------------	---------------------------	----------------------------

DUMMY POSITIONING: DRIVER FOOT-REST:

	LONG	VERT	BACK ANGLE (DEG.)	PKG CHK.
LEFT FRONT =	MID	FULL DWN	27.2 (FRAME)	N
RIGHT FRONT =	MID	FULL DWN	27.2 (FRAME)	N

RESTRAINTS USAGE:	BELT	PYRO BELT	FRT BAG	SIDE BAG
LEFT FRONT =	X			
RIGHT FRONT =	X			

BARRIER TEST REQUEST

TB0798

SENSOR SYSTEM: LIVE SYSTEM DEPLOY

DIMENSIONAL ANALYSIS: NONE

STILL PHOTO: STANDARD PRE & POST TEST

HIGH SPEED FILM:

OFFBOARD			ONBOARD		NOTES
1	RIGHT	OVERALL			
2	LEFT	OVERALL			
3	RIGHT	A-PILLAR FORWARD			
4	LEFT	A-PILLAR FORWARD			
5	OVERHEAD	A-PILLAR FORWARD			
6	PIT	A-PILLAR FORWARD			
TOTAL OFFBOARD =			6	TOTAL ONBOARD =	0

FILM ANALYSIS: LEFT ROCKER DISP. & VELOCITY @ B-PILLAR WRT GROUND
 RIGHT ROCKER DISP. & VELOCITY @ B-PILLAR WRT GROUND

DIGITIZED FILM:

NA			
----	--	--	--

SPECIAL BUILD INSTRUCTIONS:

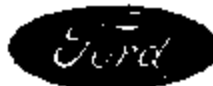
- 1 UPDATE SENSOR SYSTEM (SEE SENSOR MAP FOR PART DESCRIPTIONS & SERIAL NUMBERS)

CONTACTS:

	NAME	PHONE	PAGER
REQUESTOR:	K. EWING	24-88185	KEM
BLD. COORD:	G. PAGANO	22-30845	BPAQ
SUPERVISOR:	K. ARTHUR	88-05155	KART

DATE	DESCRIPTION	PAGES AFFECTED	AUTHORIZATION
01/16/98	SECONDARY VEHICLE TAG & VIN ADDED	1	KLE
01/17/98	SECONDARY VEHICLE MODEL YEAR ADDED	1	KLE
01/17/98	SPECIAL BUILD INSTRUCTIONS MODIFIED	1	KLE
01/17/98	DIMENSIONAL ANALYSIS REQUEST MODIFIED	1	KLE

File: Tb0798, Tab: REQUEST
 Created: 01/16/98
 Revised: 01/17/98
 Printed: 01/17/98, 10:16 AM



"RECORD COPY"
 Schedule No. 7-7-12
 Retain Until 2019

FINAL TEST REPORT

CONFIDENTIAL

**Global Test Operations
 Advanced Vehicle Technology**

TO:	A. Tumb	Test Order No.	T-A8798
		Work Task W. O. No.	F09
		Test Date	10/1/98
		Date Reported	5/14/99
		Sheet	1 of 139

SUBJECT: Crash Test 11214 (90° Front Fixed Barrier Impact at 84.9 ± 0.4 mph, 58.2 ± 0.6 km/h) - 2000 Taurus (D186) 4-Door Sedan

REQUESTED BY: Vehicle Safety and CAE Department, Advanced Vehicle Technology - K. Ewing

OBJECT: To obtain development data relative to FMVSS 208.

SUMMARY OF TEST RESULTS: See Section 1.0 for injury criteria data.

L. Stockton
 L. Stockton
 Test Development Engineer

Stephen M. Lash 5/14/99
 Concur: S. Lash
 Section Supervisor
 Operations Engineering Section

VEHICLE DATA:

Make and Model 2000 Taurus (D188) 4-Door Sedan

ID Numbers 1FAFP62UB9WG189191, 879-W-246, D08400

Power Train 3.0L, EFI, Automatic Transaxle

Fuel Tank(s) Test Condition: Empty

Front Seat(s) Type: Bucket
 Cover: Cloth
 Tracks/Position: Manual/Mechanical Mid
 Seat Backs/Position: Adjustable/LF: 27.4° Rear of Vertical,
 RF: 27.3° Rear of Vertical
 Head Restraints/Position: Adjustable/Up

Restraint System LF: 3-Point Continuous Loop Active Belt with
 Pyrotechnic Retractor and Steering Wheel Air Bag
 RF: 3-Point Continuous Loop Active Belt with
 Pyrotechnic Retractor and Instrument Panel Air Bag

Occupants LF & RF: 50th Percentile Male, Hybrid III,
 Instrumented

Test Weight Front: 2986 lb (1357 kg)
 Rear: 1554 lb (706 kg)
 Total: 4540 lb (2063 kg)

Tires Front: P205/65R15 80 psi (207 kPa)
 Rear: P205/65R15 80 psi (207 kPa)
 Spare: Removed

Significant Content or Accessories: Air Conditioning, Power Steering, Power Brakes

GENERAL TEST COMMENTS:

1. Test Procedure

The test was performed according to the following Corporate test procedure(s):

Occupant Crash Protection, T857-SI-25 dated July 17, 1996.

2. Remarks

Crash movies, pre- and post-crash still images of the test vehicle and copies of this report are available through the Operations Engineering Section, Safety Laboratories Department, GTO. The crash still images are stored and archived on CD ROMs. The file names of the still images are listed under crash number and a three digit sequence number which are 11214001 through 11214076.

TEST RESULTS:**1.0 Occupant Injury Data (FMVSS 208)**

	<u>L. F. Dummy</u>	<u>R. F. Dummy</u>
Head Injury Criteria (HIC)	342	313
Interval	t1	69 ms
	t2	105 ms
Chest resultant acceleration level at 3 ms cumulative duration	40 g	43 g
Chest Deflection (Hybrid III)	1.8 in	1.1 in
Peak axial compression load:		
Left femur	263 lb	609 lb
Right femur	299 lb	496 lb
Peak axial tension load:		
Left femur	234 lb	219 lb
Right femur	148 lb	266 lb
Dummy contained within the vehicle during the crash	Yes	Yes

Time histories of the dummy instrumentation are included in this report.

Time histories of the dummy dynamic displacements obtained from Film Analysis are included in this report.

Time histories of the air bag/sensor(s) are included in this report.

Time histories of any requested derived data (i.e. integrations, etc.) were given to the requesting activity and are not included in this report.

2.0 Vehicle Crush, Film Analysis and/or Instrumentation Data

	<u>Maximum Dynamic Longitudinal Crush</u>	
	<u>in.</u>	<u>(mm)</u>
Left Side	28.8	(719)
Right Side	28.8	(719)

Time histories of the vehicle accelerations and other instrumentation are included in this report.

Time histories of vehicle dynamic displacements obtained from Film Analysis are included in this report.

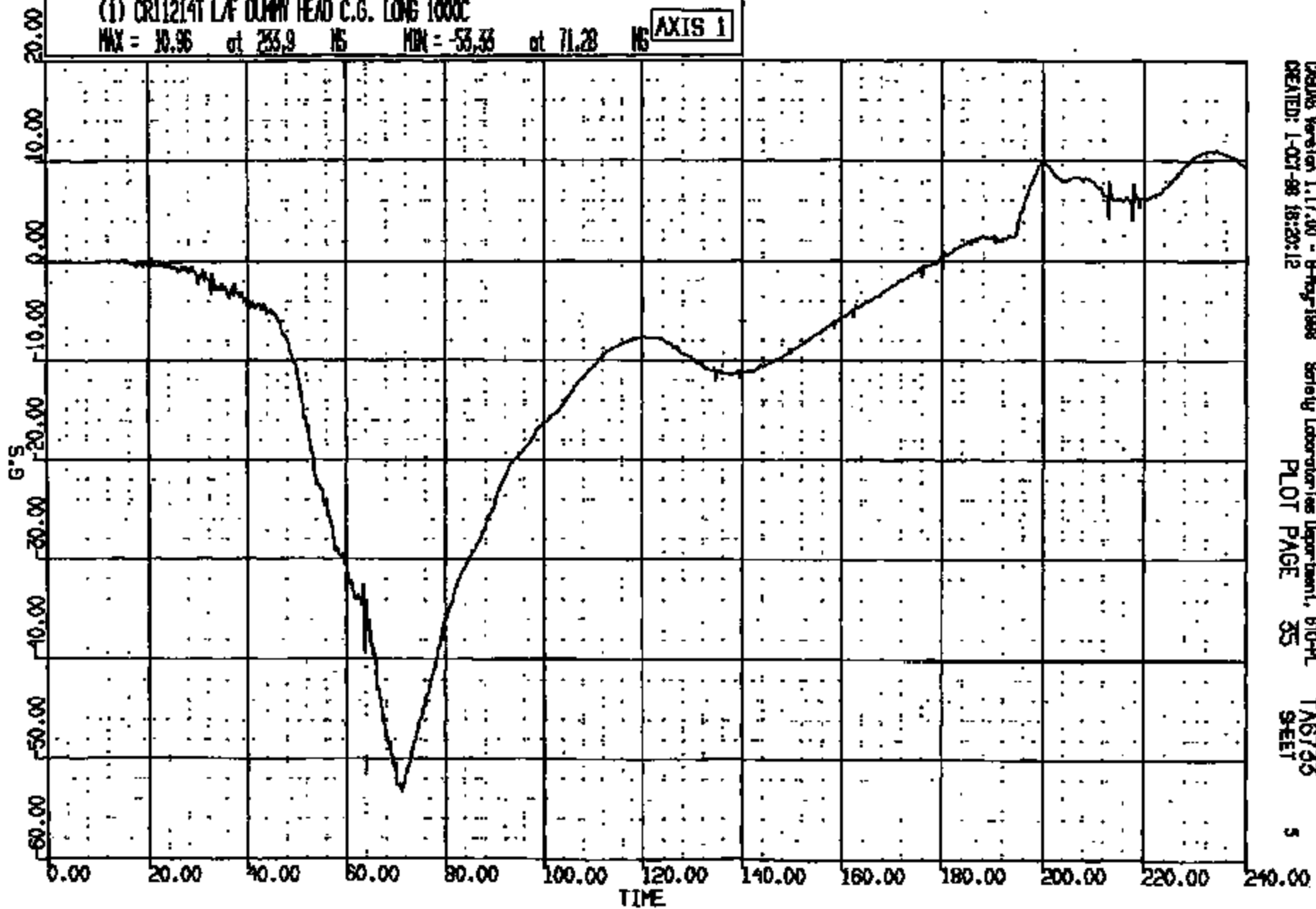
Time histories of any requested derived data (i.e. integrations, etc.) were given to the requesting activity and are not included in this report.

CR R: 11214 TO: TAB735 DATE: 981001 15:28:51
2000 D-188

(1) CR11214T L/F DUMMY HEAD C.G. LONG 1000C

MAX = 30.96 at 233.9 NS MIN = -53.33 at 71.28 NS

AXIS 1



DEWB Version 1.17.00 - 8-Aug-1998
CREATED: 1-OCT-98 18:20:12

Safety Laboratories Department, 870-PL
PLOT PAGE 35

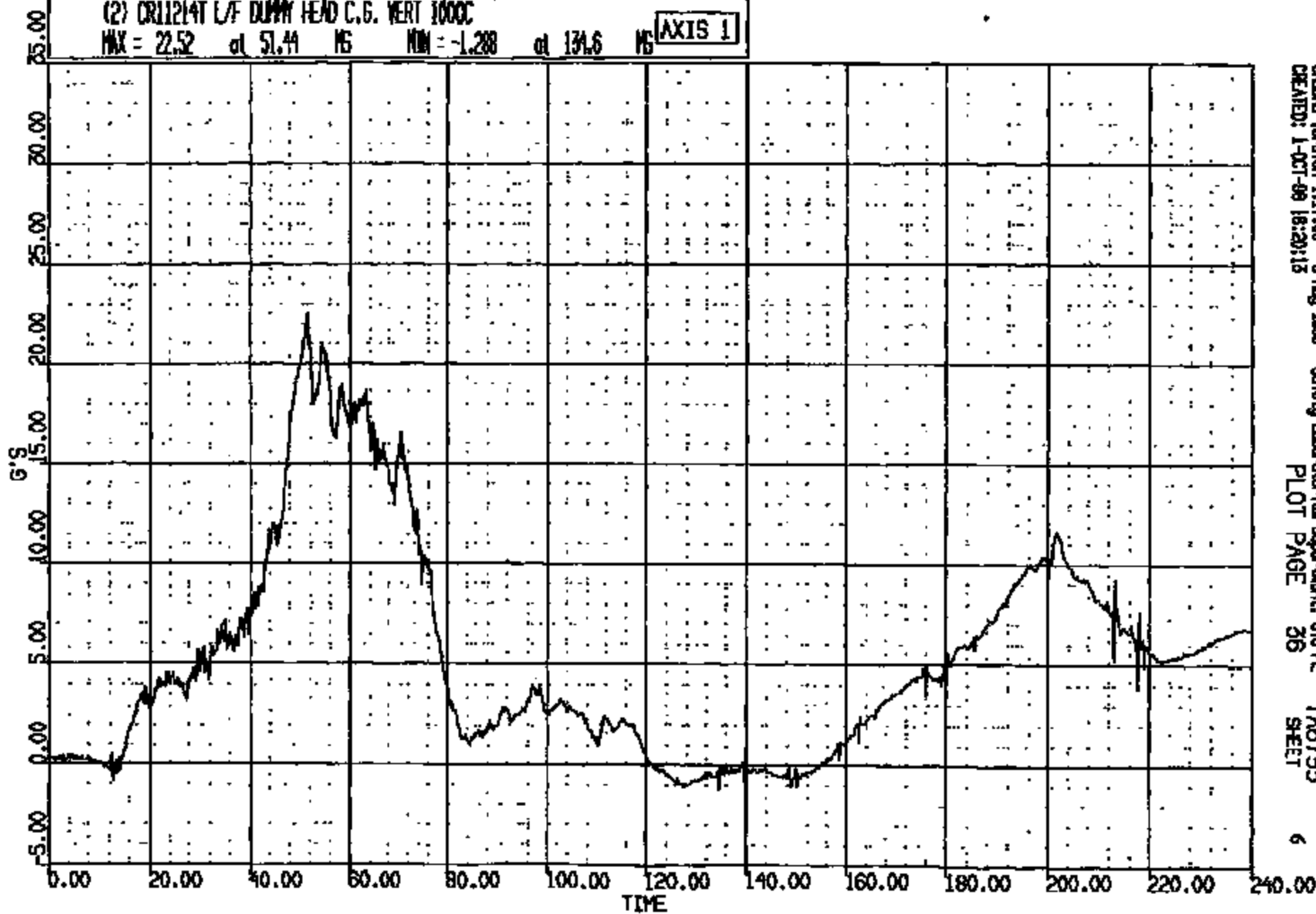
TAB735
SHEET

5

CRTS 0011214

CR R: 11214 TO: TAG735 DATE: 881001 15:28:31
2000 D-188

(2) CR11214T L/F DUMMY HEAD C.G. VERT 1000C
MAX = 22.52 at 51.44 MS MIN = -1.288 at 134.6 MS **AXIS 1**



CRSNG Version 1.17.00 - 8-May-1988 Safety Laboratories Department, GTU-PL TAG735
CREATED: 1-OCT-88 18:20:13 PLOT PAGE 36 SHEET 6

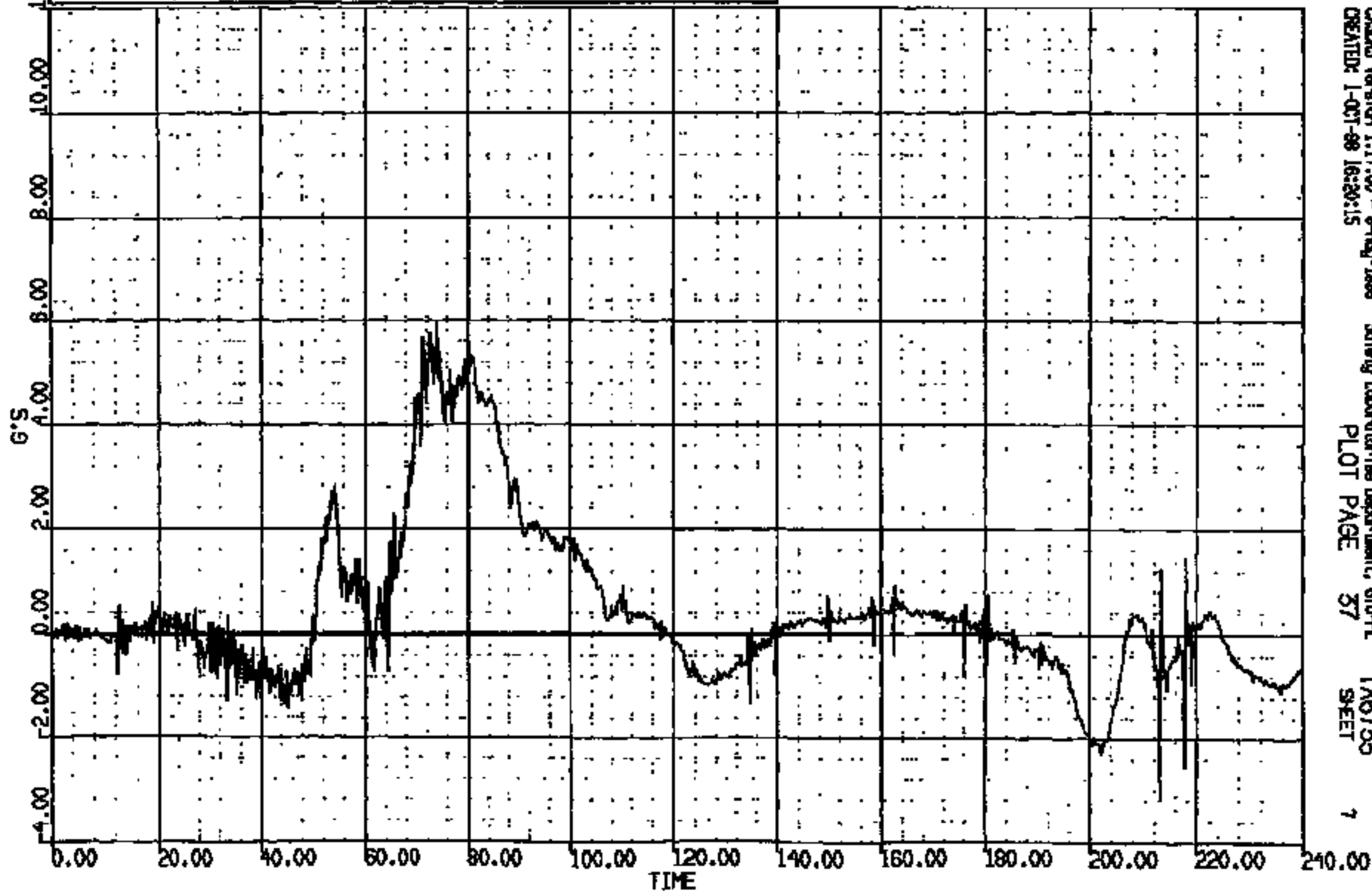
CRIS 0011214

ROR R: 11214 TO: TA6733 DATE: 881001 15:28:31
N000 0-188

(3) CR112141 L/F DUMMY HEAD C.G. LAT 1000C

MAX = 5.968 at 74.00 MS MIN = -3.187 at 213.0 MS

AXIS 1



CRS Version 1.17.00 - 8-May-1988
CREATED: 1-OCT-88 16:20:15

Safety Laboratories Department, STD-PL
PLOT PAGE 37

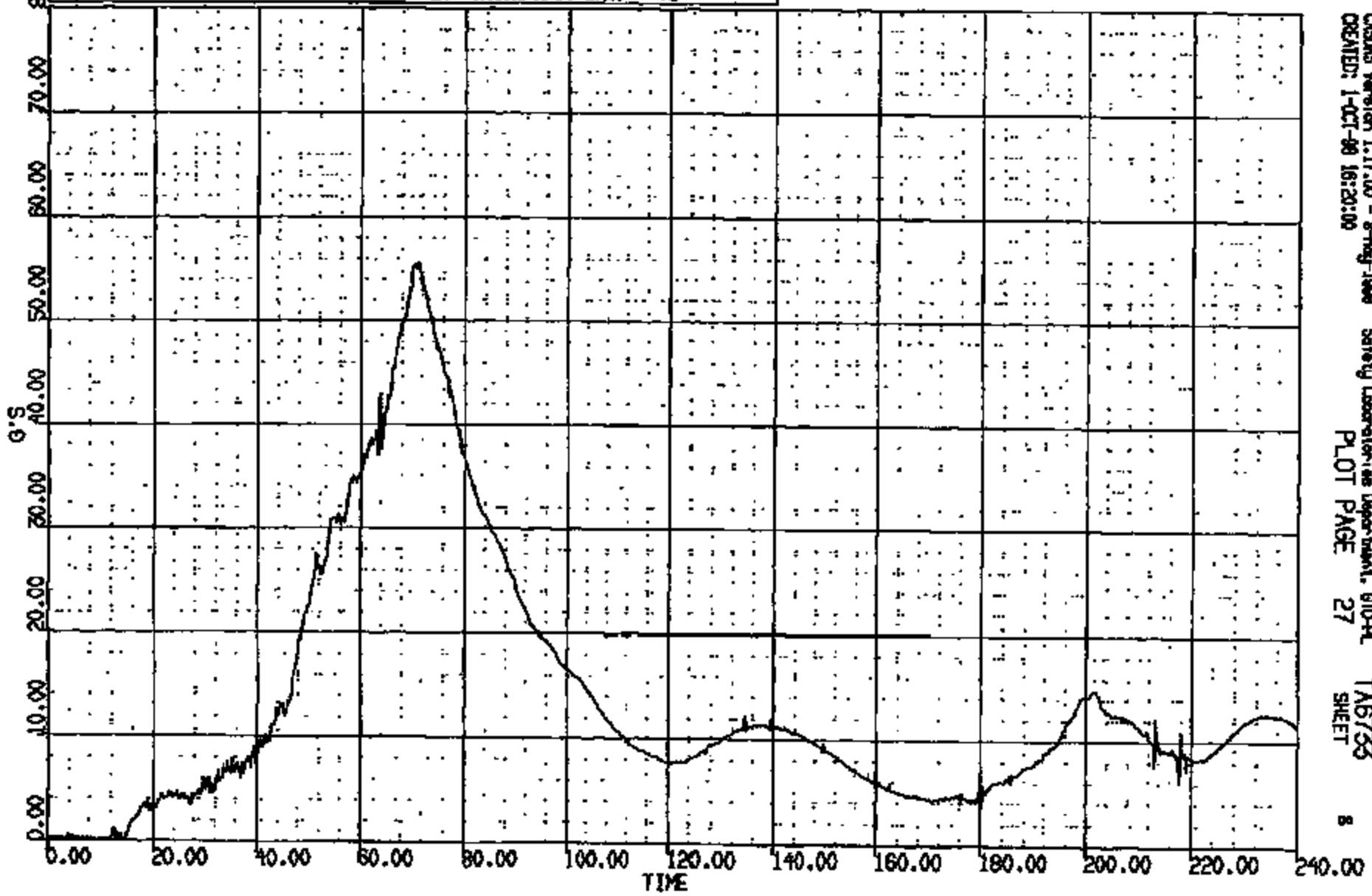
TA6733
SHEET

7

CRIS 0011214

JOB NO: 11214 TO: TA6733 DATE: 981001 15:28:31
 INIT: 011888
 HHT: 00000
 HHT: 00000
 HHT: 00000
 HHT: 00000
 DUR: 240.0 T1/T2: 50.0 // 000.000
 DUR: 90.0 T1/T2: 50.0 // 000.000
 DUR: 15.0 T1/T2: 50.0 // 000.000

(10001) CR11214T L/F TUMMY HEAD C.G. RES 1000C
 MAX = 55.85 at 71.28 MS MIN = 0.9805E-01 at 2.960 MS **AXIS 1**



CRISIS Version 1.17.00 - 8-May-1998 Safety Laboratories Department, 810-PL TA6733
 CREATED: 1-OCT-98 16:20:00 PLOT PAGE 27 SHEET 8

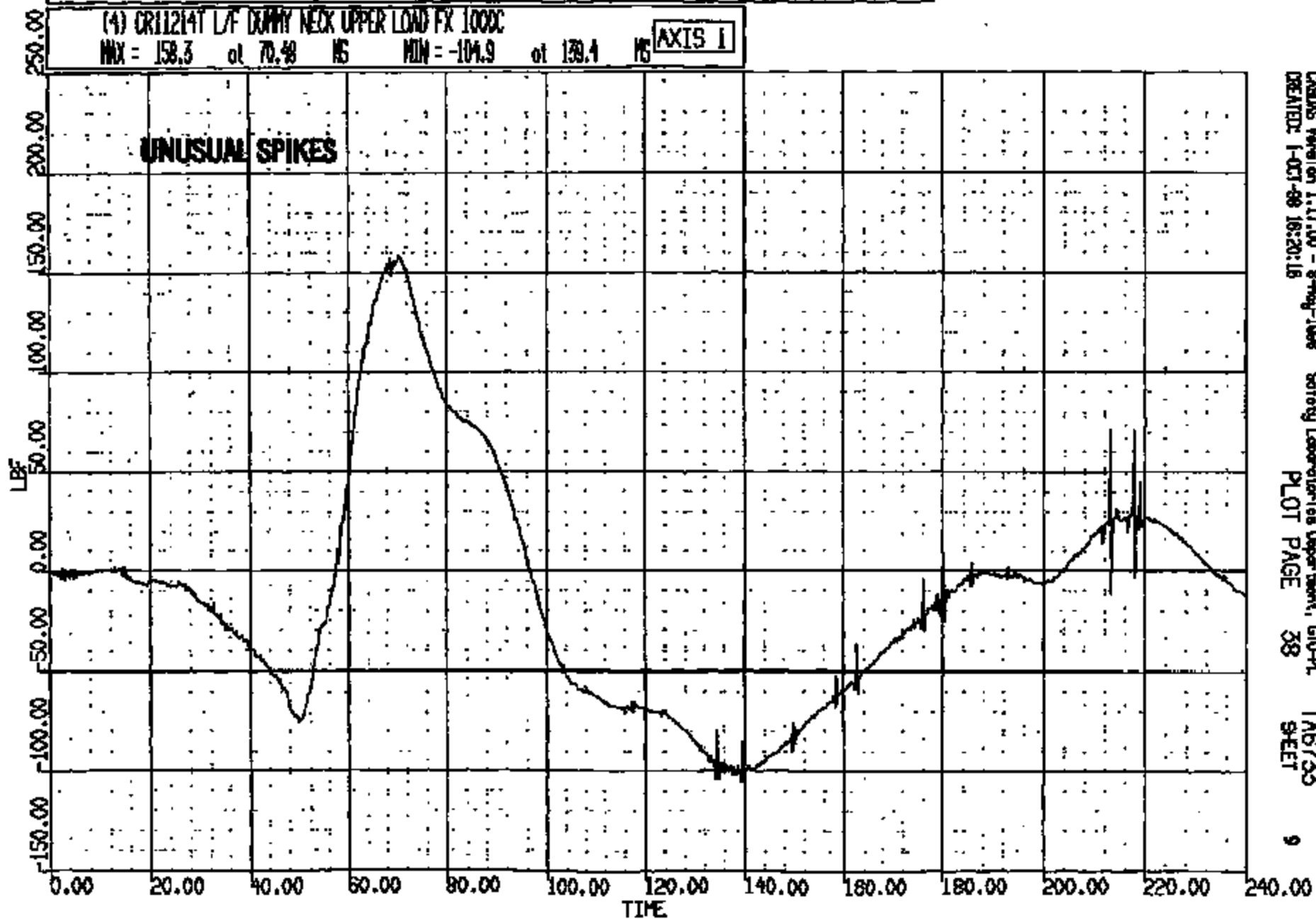
CRTS 0011214

CR R: 11214 TO: TA6733 DATE: 881001 15:28:31
2000 D-188

(4) CR11214T L/F DUMMY NECK UPPER LOAD FX 1000C

MAX = 158.3 at 70.48 MS MIN = -104.9 at 139.4 MS

AXIS 1



CASDS Verbal on 1-17-00 - 8-May-1998
CREATED: 1-OCT-88 16:20:18

Safety Laboratories Department, G10-PL
PLOT PAGE 38

TA6733
SHEET

9

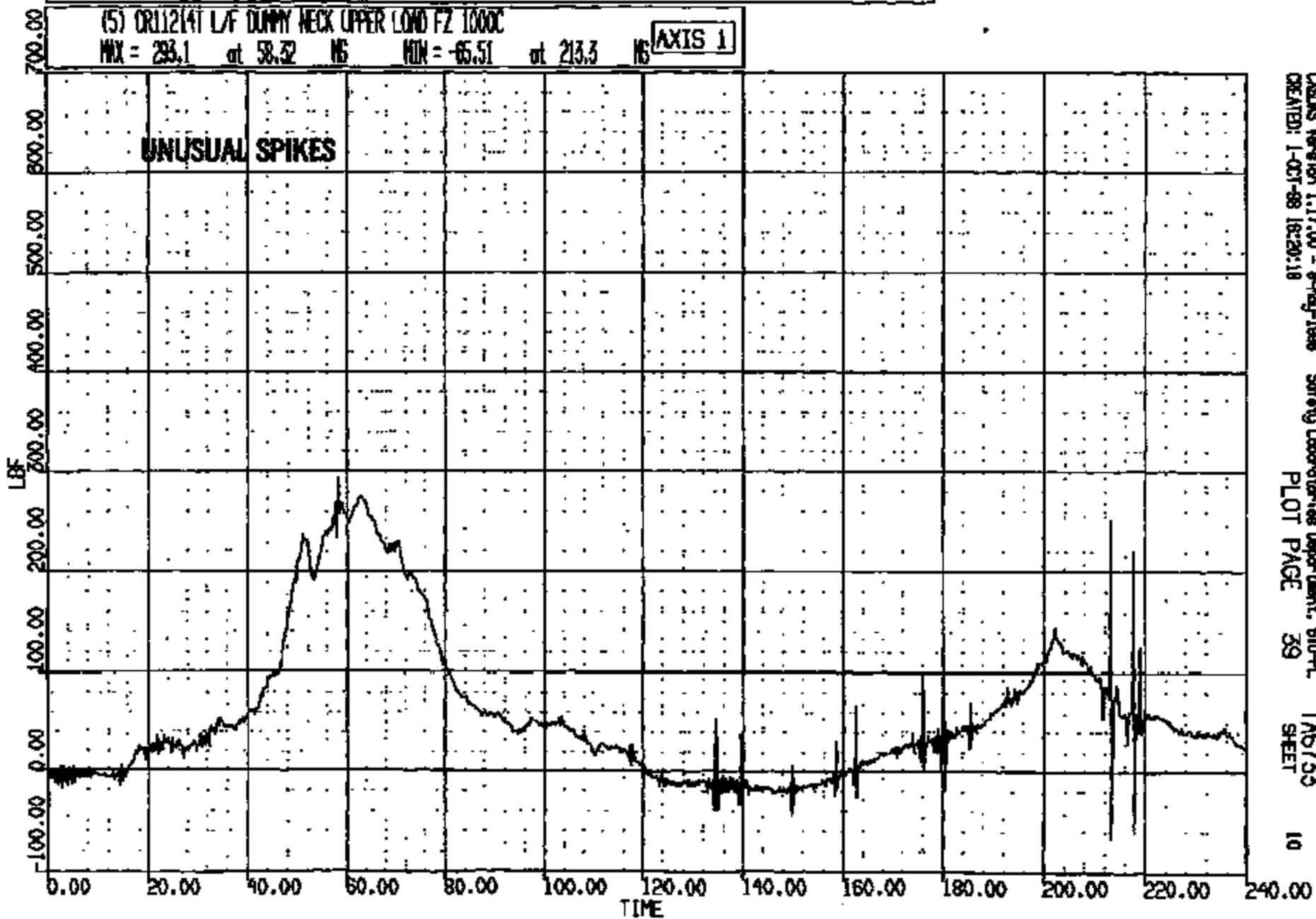
CRTS 0011214

CR R: 1121 TO: TAB733 DATE: 981001 18:28:51
N000 D-188

(5) CR112141 L/F DUMMY NECK UPPER LOAD FZ 1000C

MAX = 236.1 at 58.32 MS MIN = -65.51 at 213.3 MS

AXIS 1



CADDS Version 1.17.00 - 9-May-1998
CREATED: 1-OCT-98 18:20:18

Safety Laboratories Department, 610-P
PLOT PAGE 39

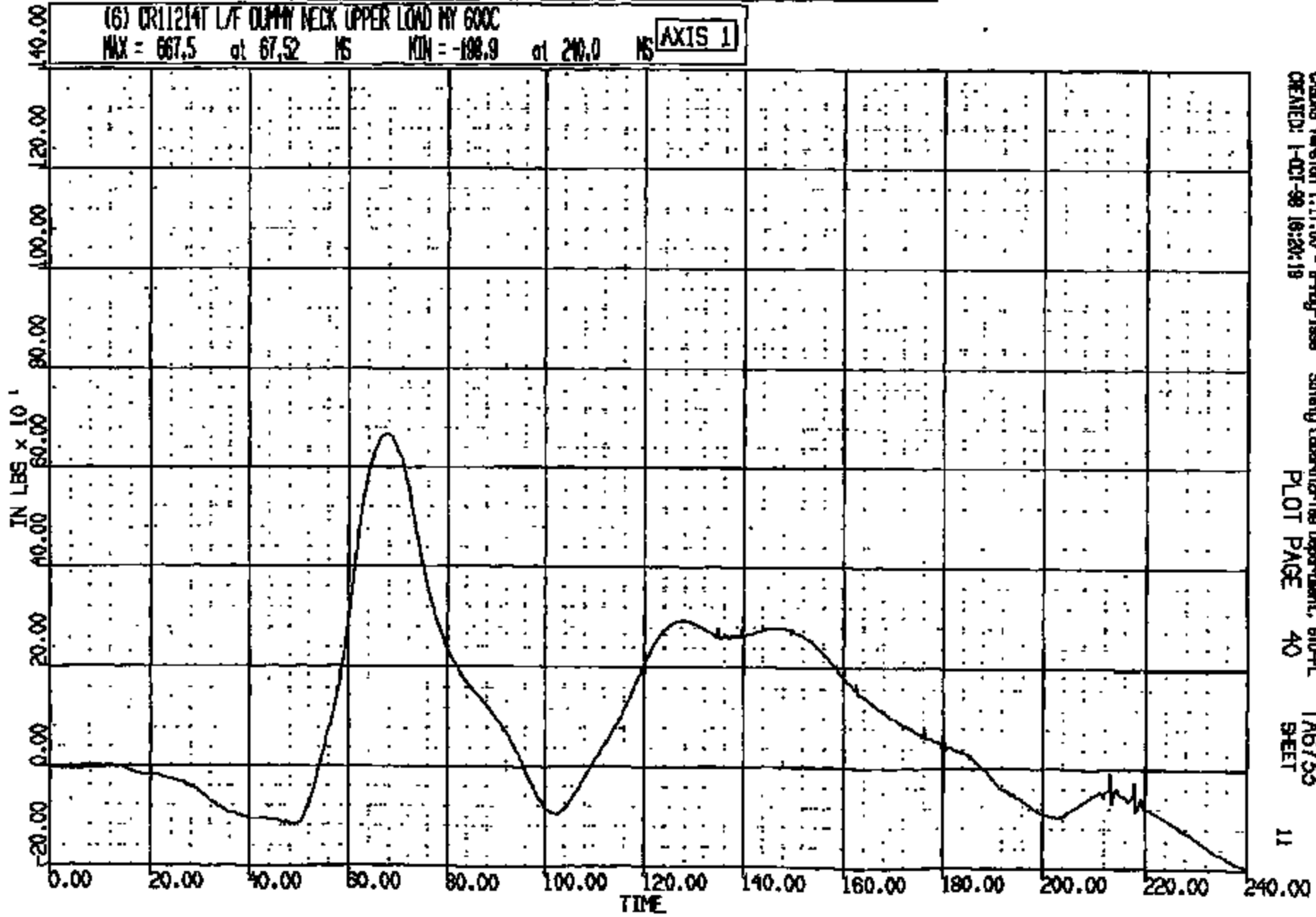
TAB733
SHEET

10

CRTS 0011214

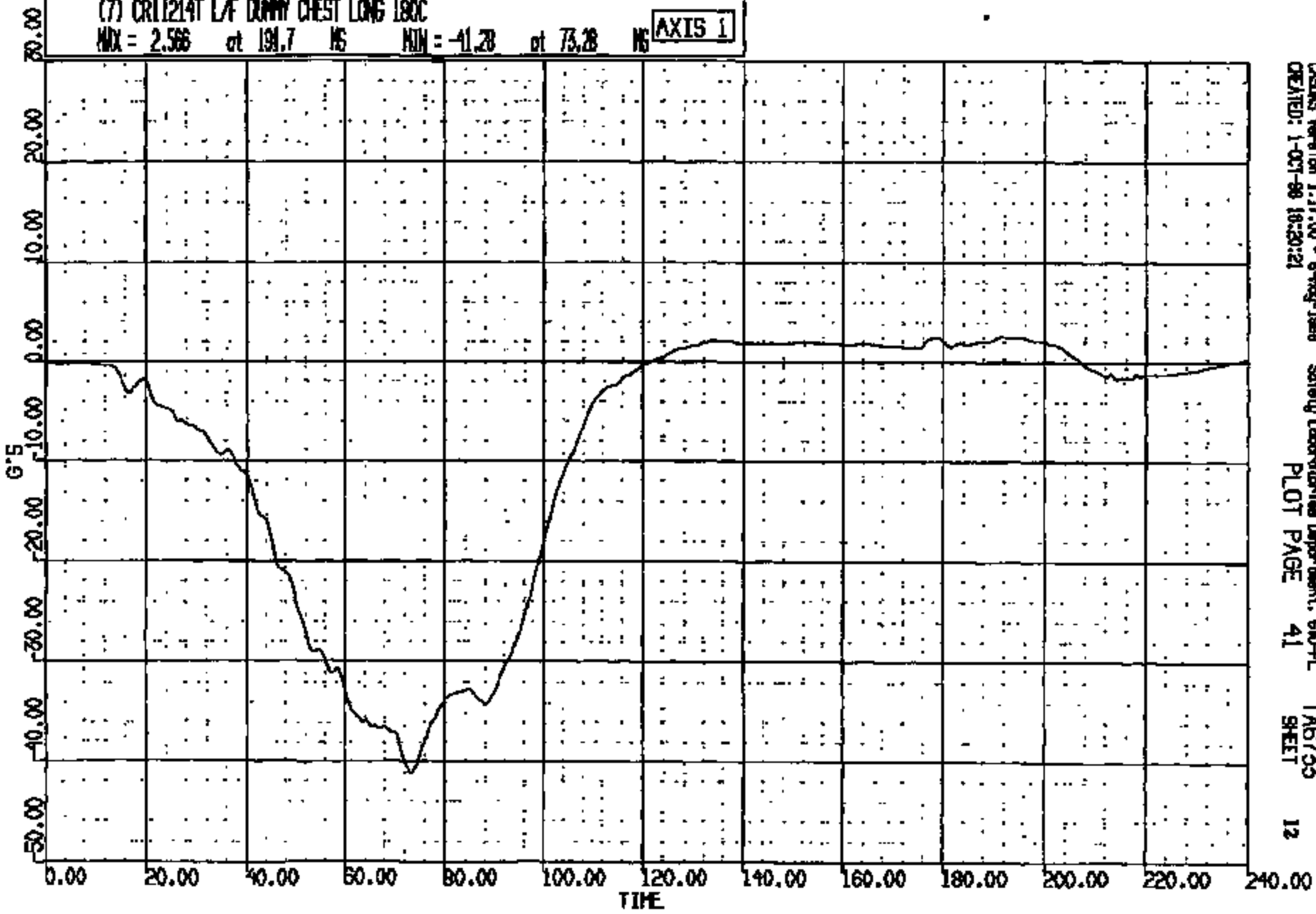
CR R: 11214 TO: TA6733 DATE: 091001 16:28:31
2000 D-188

(6) CR11214T L/F DUMMY NECK UPPER LOAD NY 600C
MAX = 667.5 at 67.52 MS MIN = -198.9 at 210.0 MS **AXIS 1**



CR R: 11214 TO: TA6733 DATE: 881001 13:28:31
2000 D-188

(7) CRT1214T L/F DUMMY CHEST LONG 180C
MAX = 2.566 at 191.7 MS MIN = -41.28 at 73.28 MS **AXIS 1**

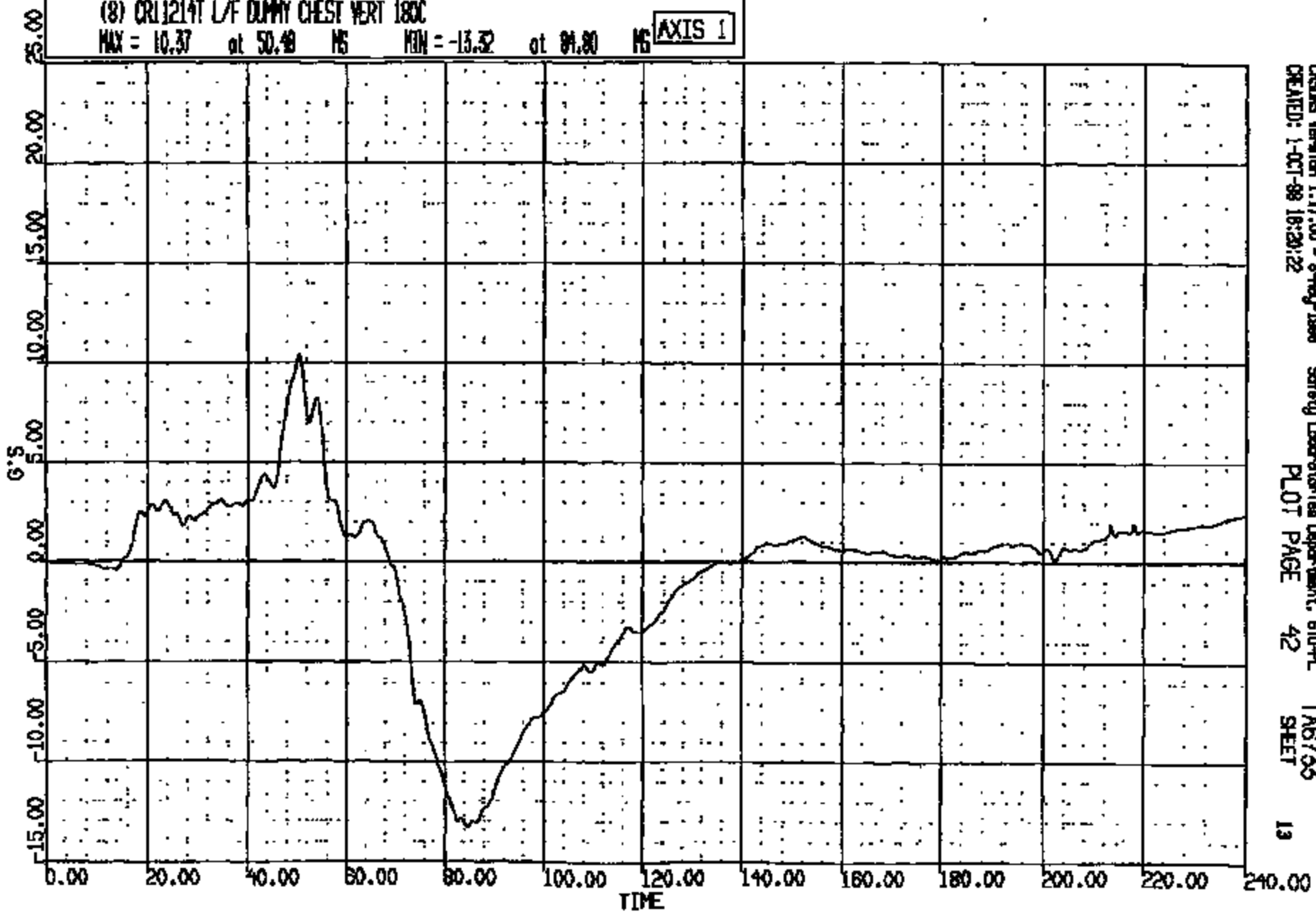


CASTING Version 1.17.00 - 8-May-1988 Safety Laboratories Department, 610-PL TA6733
CREATED: 1-OCT-88 18:20:21 PLOT PAGE 41 SHEET 12

CRTS 0011214

CR R: 11214 TO: TA6733 DATE: 981001 15:28:31
2000 0-188

(8) CR11214T L/F DUMMY CHEST VERT 180C
MAX = 10.37 at 50.40 MS MIN = -13.32 at 81.80 MS **AXIS 1**



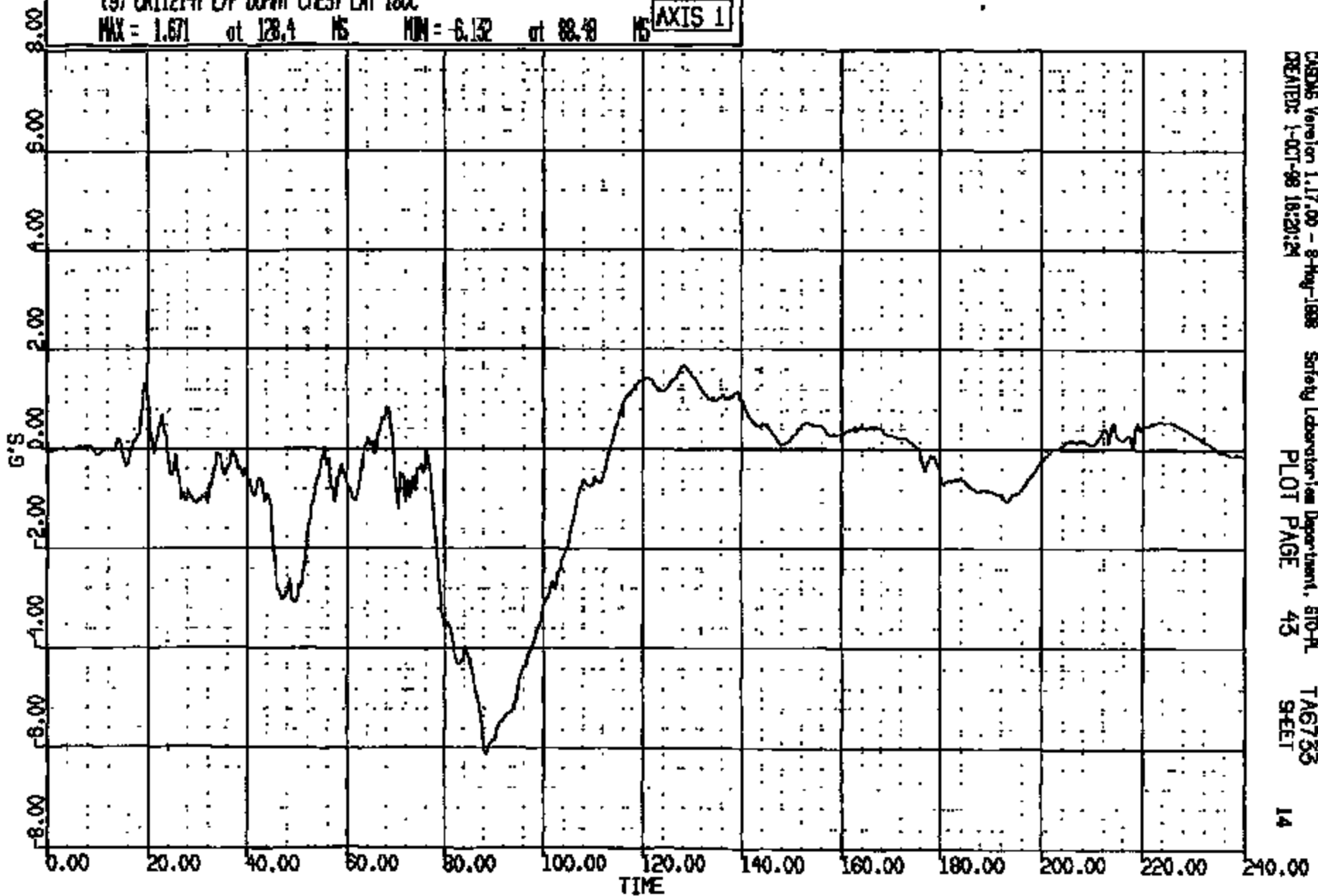
CRSIS Version 1.17.00 - 8-May-1998 Safety Laboratories Department, 610-PL
CREATED: 1-OCT-98 16:20:22 PLOT PAGE 42 TA6733 SHEET 13

CRIS 0011214

CR R: 11214 TO: TAG733 DATE: 981001 18:28:31
2000 D-188

(9) CR11214T L/F DUMMY CHEST LAT 180C

MAX = 1.671 at 128.4 MS MIN = -6.132 at 88.48 MS **AXIS 1**



CADDS Version 1.17.00 - 8-May-1998
CREATED: 1-OCT-98 18:20:24

Safety Laboratory Department, STD-PL
PLOT PAGE 43

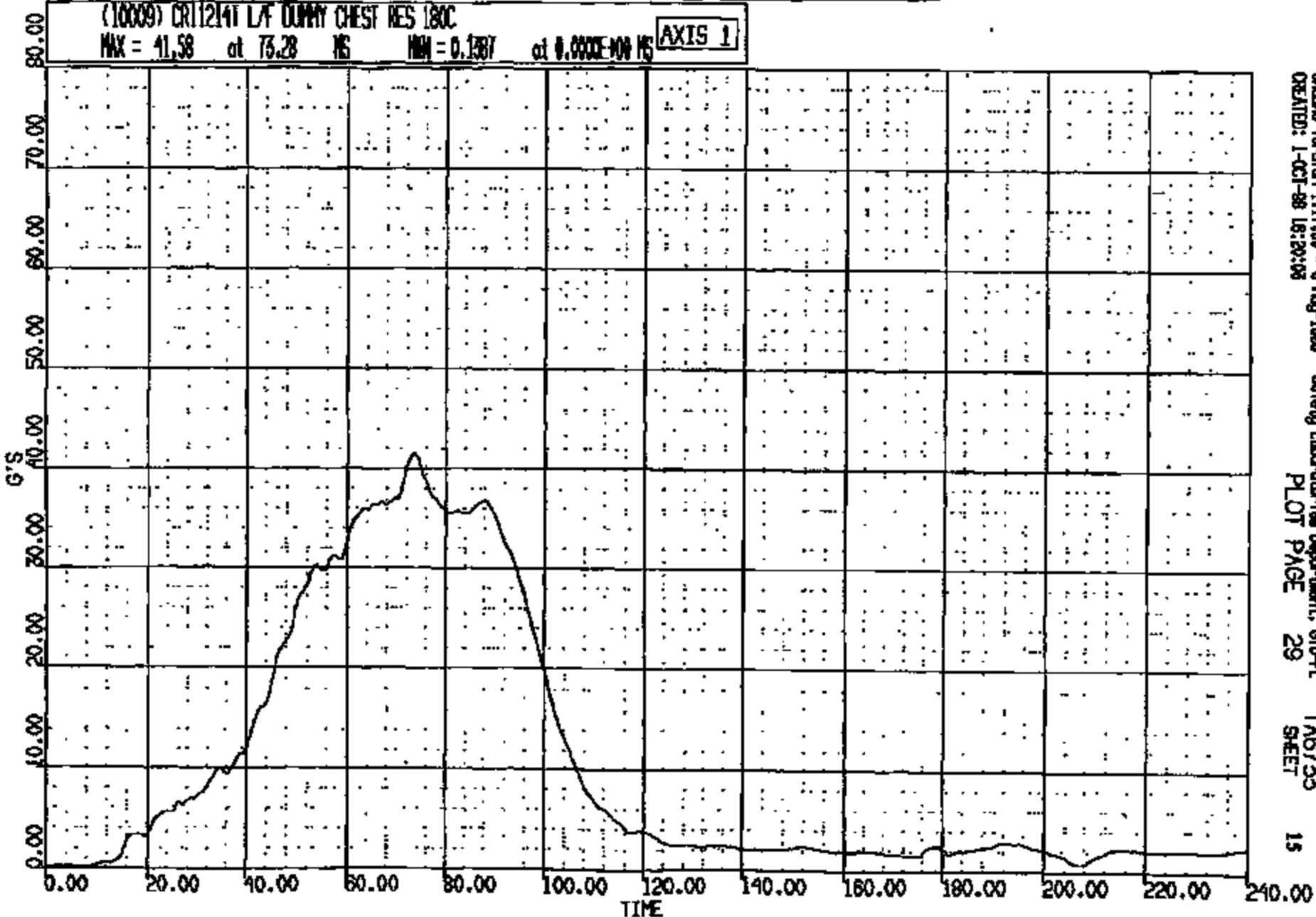
TAG733
SHEET

14

CRTS 0011214

CR: R: 11214 TO: TAG733 DATE: 981001 15:28:31
MOOD D-188
DUMDUR = 40.038 Duration time = 2.0084

(10009) CRT1214T L/F DUMMY CHEST RES 180C
MAX = 41.58 at 73.28 MS MIN = 0.1367 at 0.0000E+000 MS **AXIS 1**

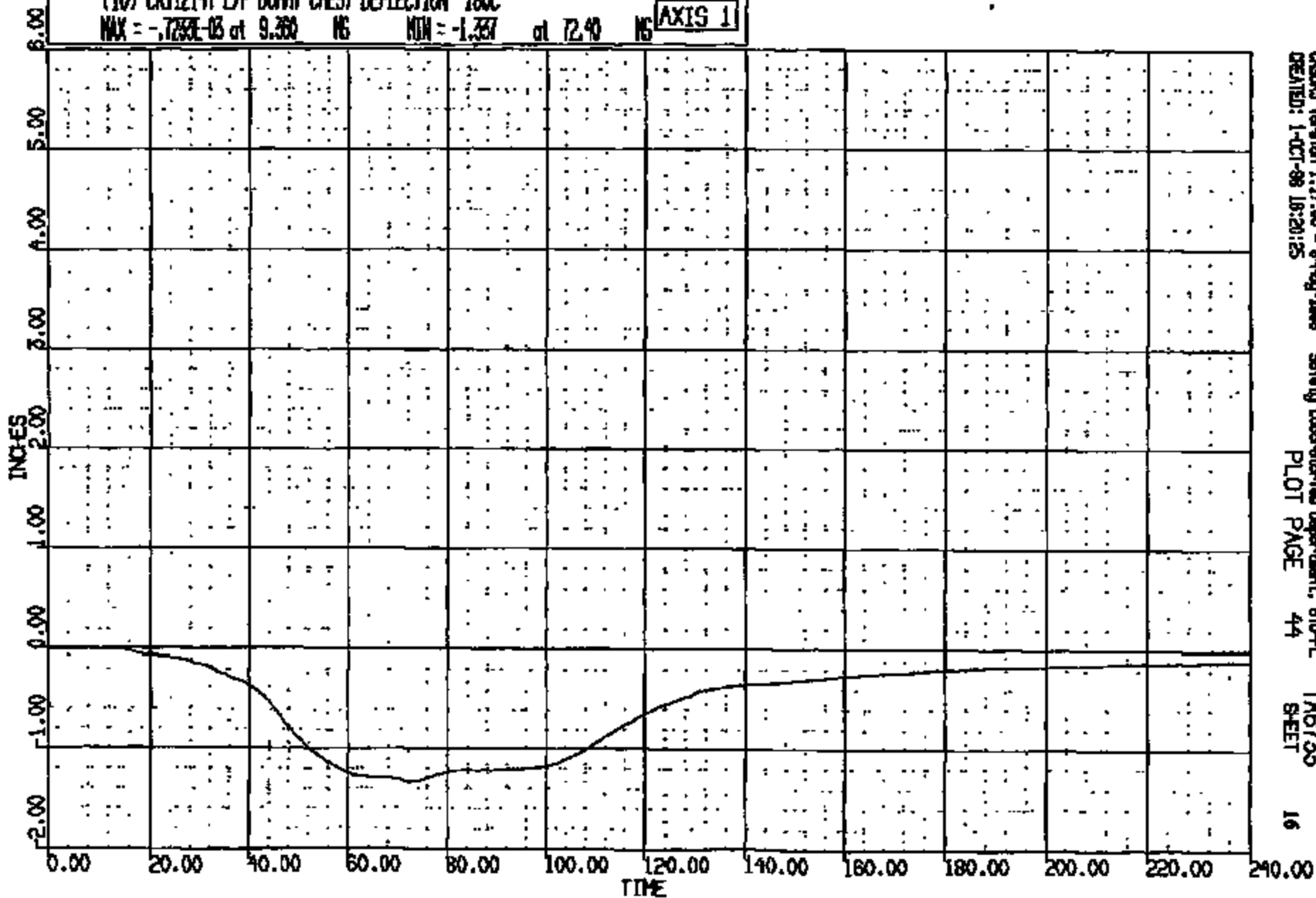


OSDAS Version 1.17.00 - 9 May 1998 Safety Laboratory Department, GTO-PL
CREATED: 1-OCT-98 16:20:05 PLOT PAGE 29 TAG733 SHEET 15

CRTS 0011214

CR R: 11214 TO: TAB733 DATE: 981001 15:28:31
2000 D-188

(10) CR112141 LF DUMMY CHEST DEFLECTION 180C
MAX = -.723E-03 at 9.360 NS MIN = -1.357 at 72.40 NS **AXIS 1**



CRS015 Version 1.17.00 - 8-May-2008
CREATED: 1-OCT-98 18:20:25

Safety Laboratories Department, 610-PL
PLOT PAGE 44

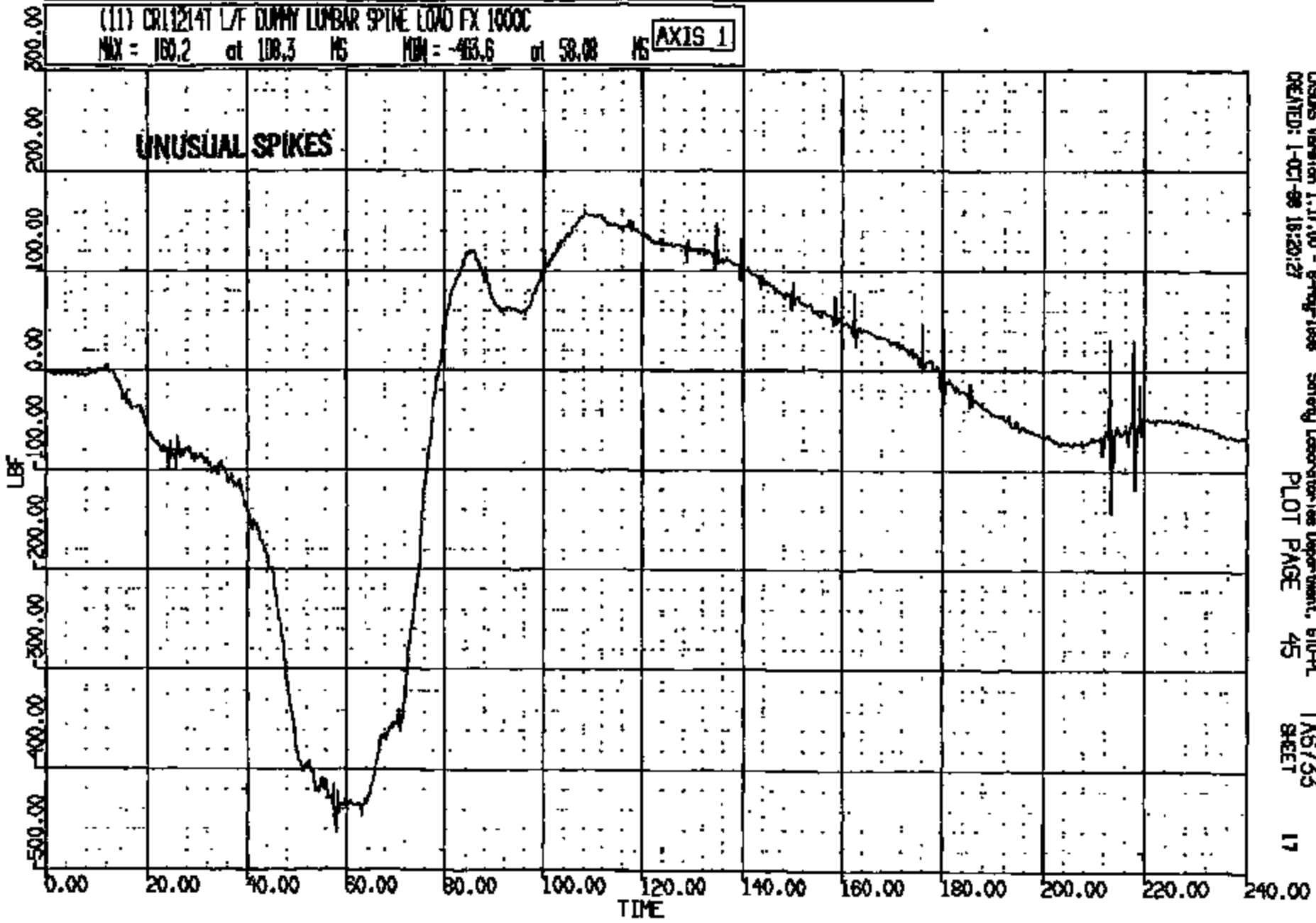
TAB733
SHEET

16

CRIS 0011214

CR R: 11214 TO: TAB735 DATE: 981001 15:28:51
2000 D-188

(11) CR11214T L/F DUMMY LUMBAR SPINE LOAD FX 1000C
MAX = 160.2 at 108.3 MS MIN = -463.6 at 58.08 MS **AXIS 1**



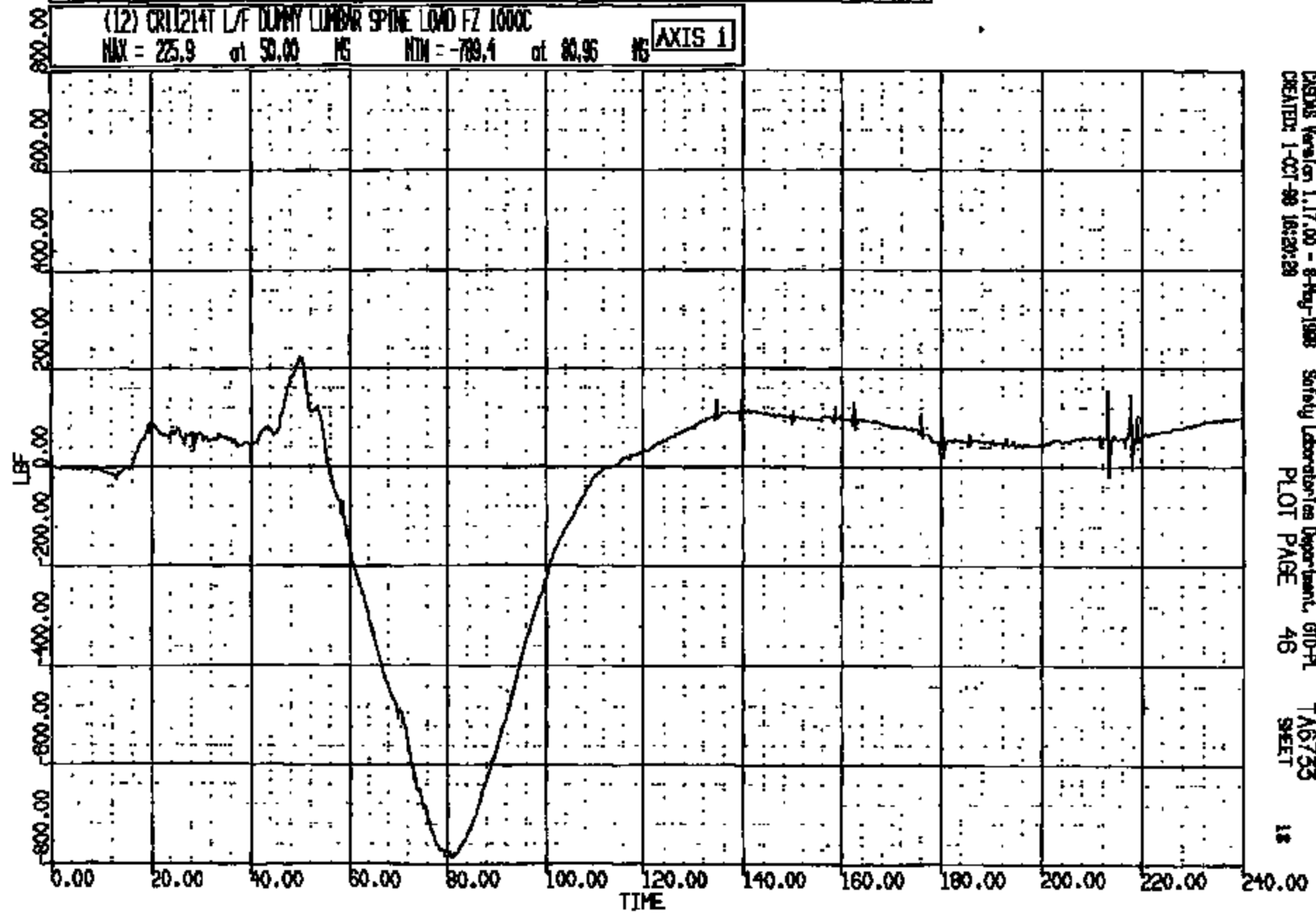
CASIMS Version 1.17.00 - 8-May-1998 Safety Laboratories Department, 610-PL
CREATED: 1-OCT-98 16:20:27 PLOT PAGE 45 TAB735
SHEET 17

CRIS 0011214

CR R: 11214 TO: T6733 DATE: 991001 15:28:31

2000 D-168

(12) CRTS214T L/F DUMMY LUMBAR SPINE LOAD FZ 1000C
MAX = 25.9 at 50.00 MS MIN = -789.4 at 80.95 MS **AXIS 1**

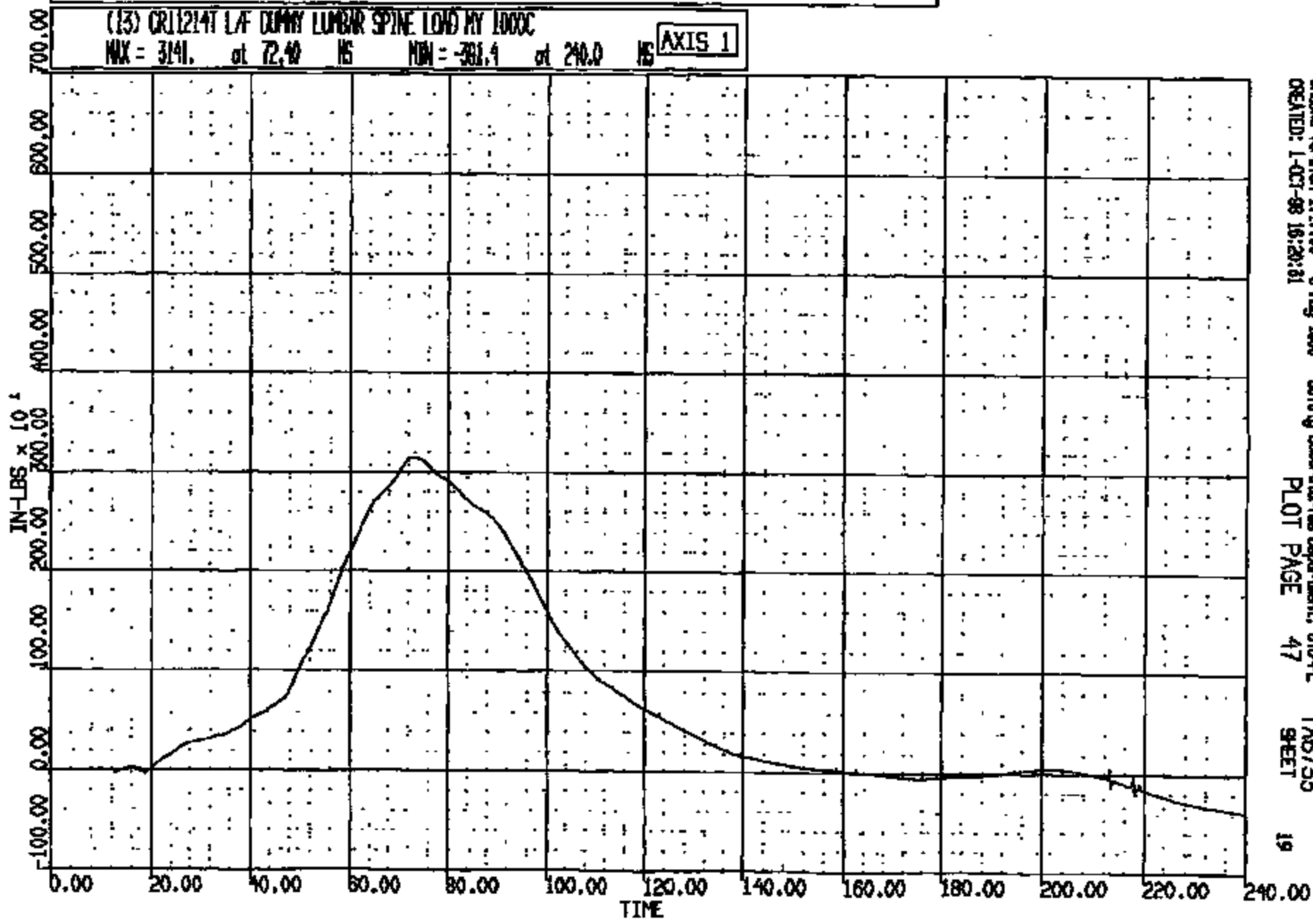


CRSIS Version 1.17.00 - 8-May-1998 Safety Laboratories Department, 610-PL T66733
CREATED: 1-OCT-99 16:29:29 PLOT PAGE 46 SHEET 18

CRTS 0011214

CR R: 11214 TO: TAB733 DATE: 081001 15:28:31
2000 D-188

(13) CR11214T LAF DUMMY LUMBAR SPINE LOAD MY 1000C
MAX = 3141. at 72.40 MS MIN = -381.4 at 240.0 MS **AXIS 1**

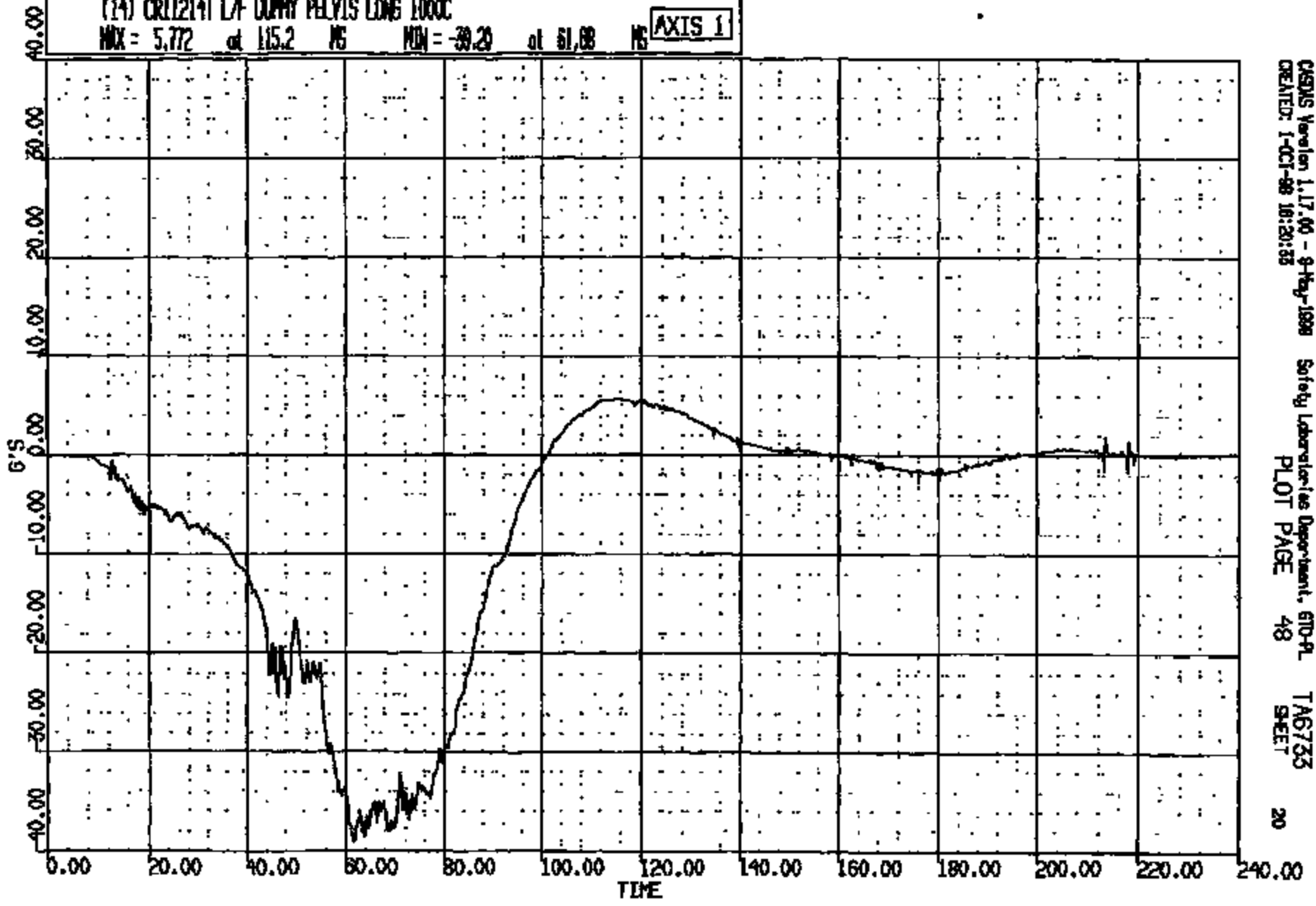


CADWIS Version 1.17.00 - 8-May-1998 Safety Laboratories Department, 610-PL TAB733
CREATED: 1-OCT-98 16:28:31 PLOT PAGE 47 SHEET 19

CR11214

CR R: 11214 TO: TA6735 DATE: 081001 15:28:31
2000 D-198

(14) CR11214T L/F DUMMY PELVIS LONG 1000C
MAX = 5.772 at 115.2 MS MIN = -39.20 at 61.08 MS **AXIS 1**

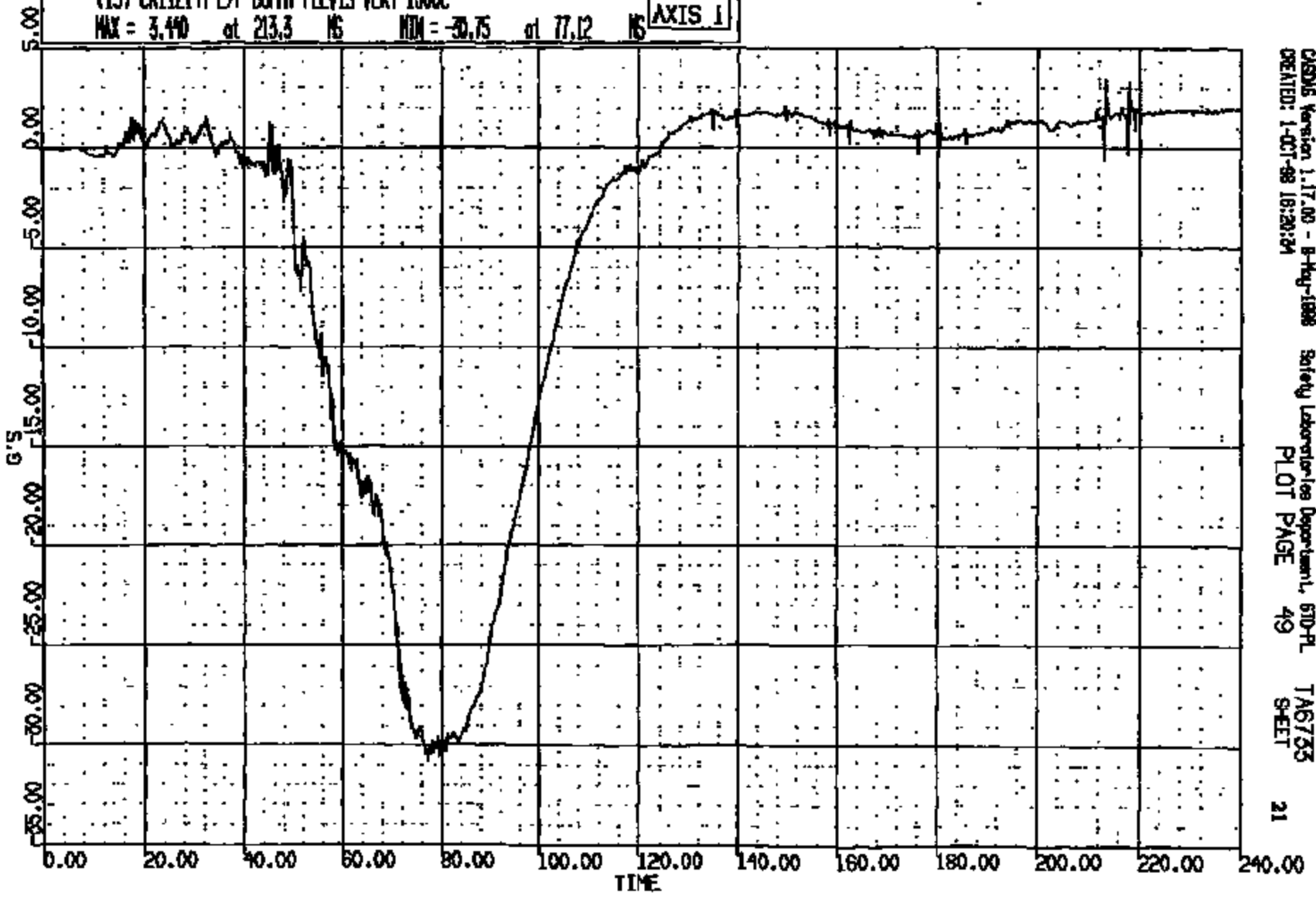


CASIMS Version 1.17.00 - 9-May-1998 Safety Laboratories Department, 610-PL
CREATED: 1-OCT-98 16:20:33 PLOT PAGE 48 TA6735 SHEET 20

CRTS 0011214

CR R: 11214 TO: TA6733 DATE: 981001 15:28:51
2000 D-186

(15) CR112141 L/F DUFFY PELVIS VERT 1000C
MAX = 3.40 at 213.3 MS MIN = -30.75 at 77.12 MS **AXIS 1**

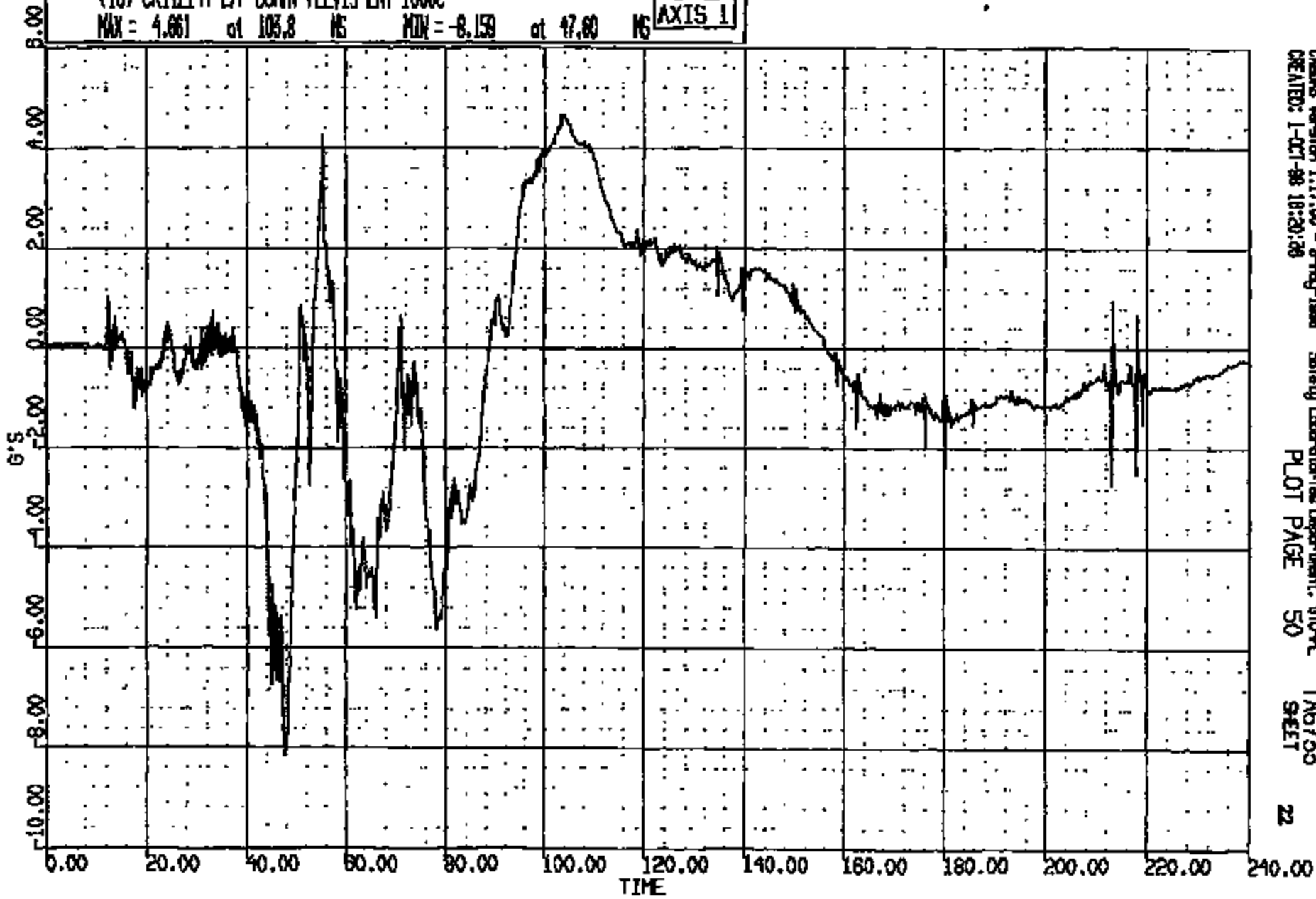


CRS05 Version 1.17.00 - B-Mag-1888 Safety Laboratories Department, STD-PL TA6733
CREATED: 1-OCT-98 16:20:24 PLOT PAGE 49 SHEET 21

CRIS 0011214

CR R: 11214 TO: TA6755 DATE: 981001 18:29:31
2000 D-188

(16) CR11214T L/F DUMMY PELVIS LAT 1000C
MAX = 4.661 at 103.8 NS MIN = -8.159 at 47.60 NS **AXIS 1**

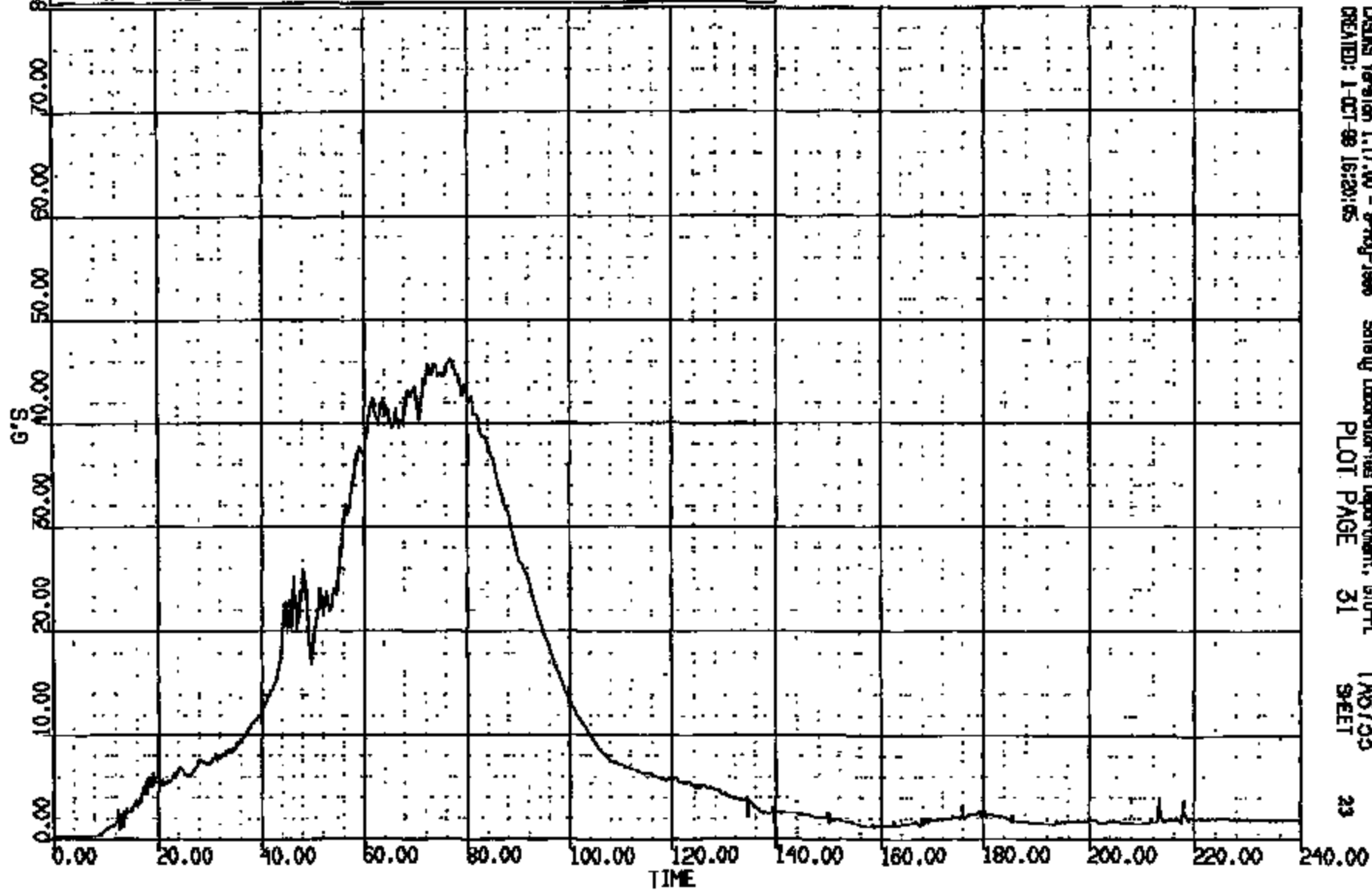


CHROMS Version 1.17.00 - 9-May-1999 Safety Laboratory/tes Department. 910-PL TA6755
CREATED: 1-OCT-98 18:29:30 PLOT PAGE 50 94ET 22

CRTS 0011214

CR #: 11214 TO: TA6733 DATE: 981001 15:28:31
2000 D-188

(10013) CR11214 L/F DUMMY PELVIS RES 1000C
MAX = 46.22 at 76.96 MS MIN = 0.1069 at 1.000 MS **AXIS 1**



CRSNG Version 1.17.00 - 9-May-1999
CREATED: 1-OCT-98 15:20:05

Safety Laboratories Department, 610-PL
PLOT PAGE 31

TA6733
SHEET

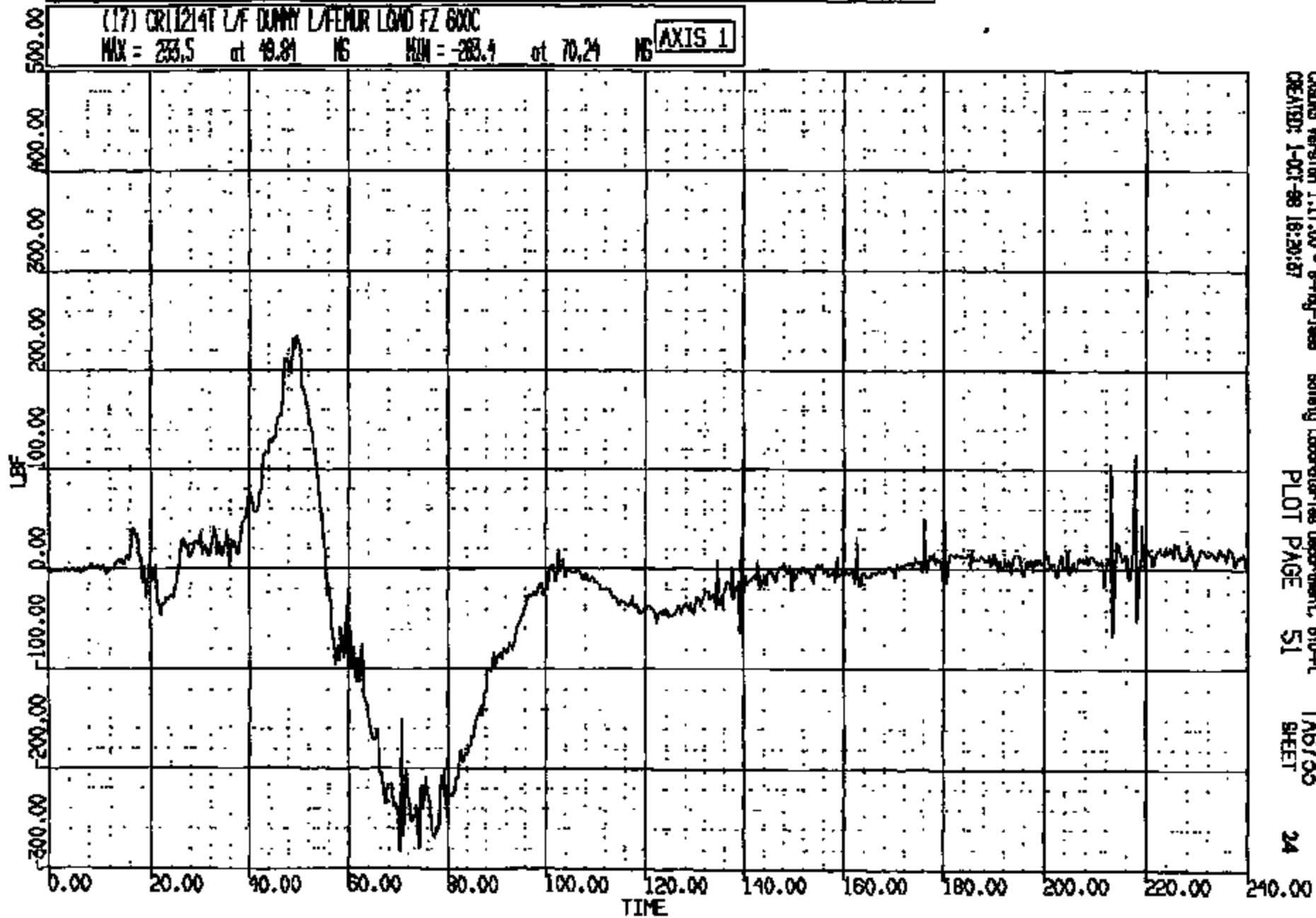
23

CRTS 0011214

CR R: 11214 TO: TAB733 DATE: 081001 15:28:31
8000 D-188

(17) CR11214T L/F DUMMY L/FEMUR LOAD FZ 600C

MAX = 233.5 at 49.81 MS MIN = -283.4 at 70.24 MS **AXIS 1**



CRS Version 1.17.00 - 8-May-1999 Safety Laboratories Department, B10-PL
CREATED: 1-OCT-98 16:28:37 PLOT PAGE 51 TAB733 SHEET 24

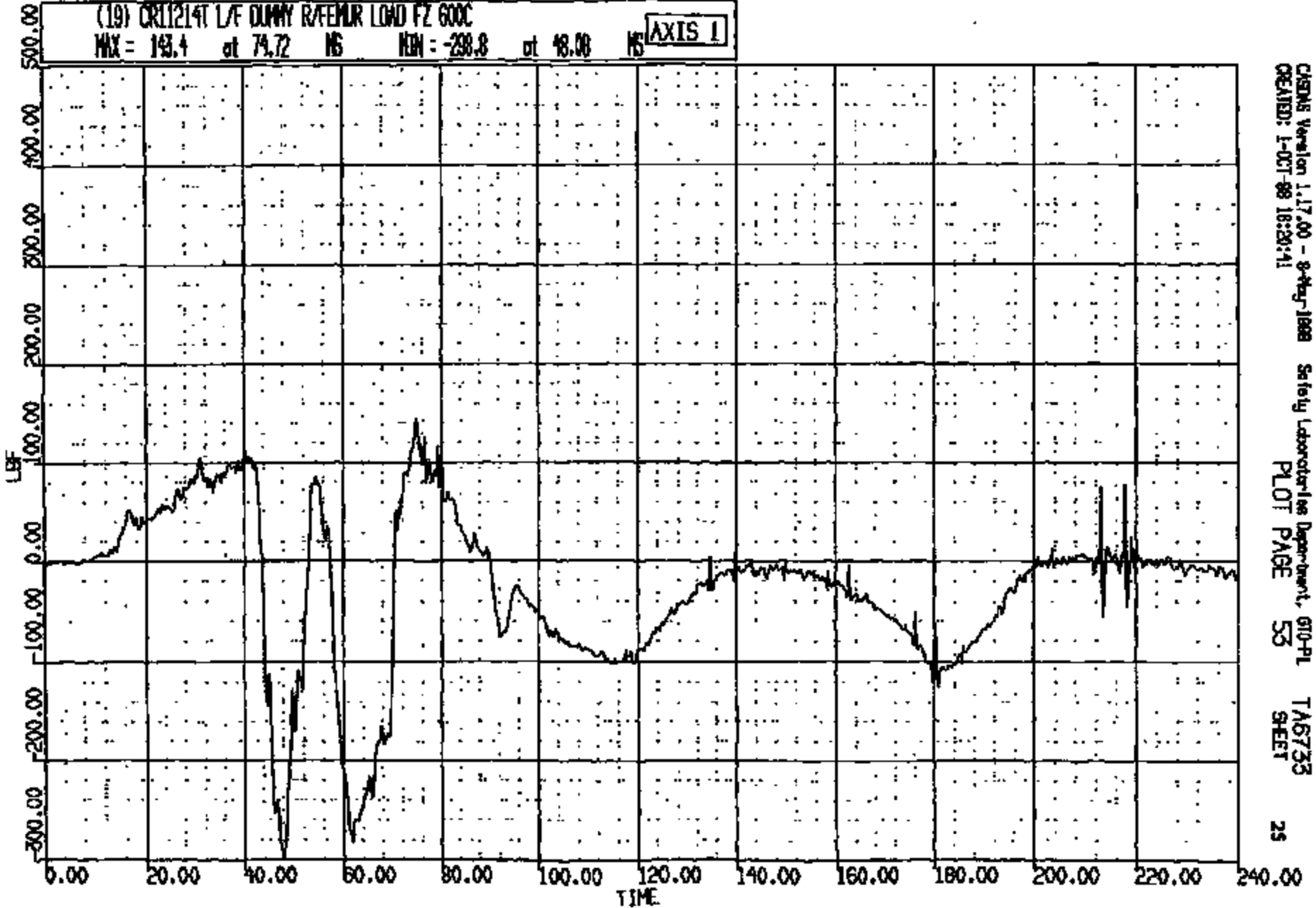
CRIS 0011214

CR R: 11214 TO: TA6733 DATE: 881001 18:28:31
2000 D-198

(19) CR11214T L/F DUMMY R/FEMUR LOAD FZ 600C

MAX = 143.4 at 74.72 MS MIN = -238.8 at 48.08 MS

AXIS 1



CHEN'S Version 1.17.00 - 8-Feb-1988
CREATED: 1-OCT-88 18:28:41

Safety Laboratories Department, 610-PL
PLOT PAGE 53

TA6733
SHEET

25

CRIS 0011214

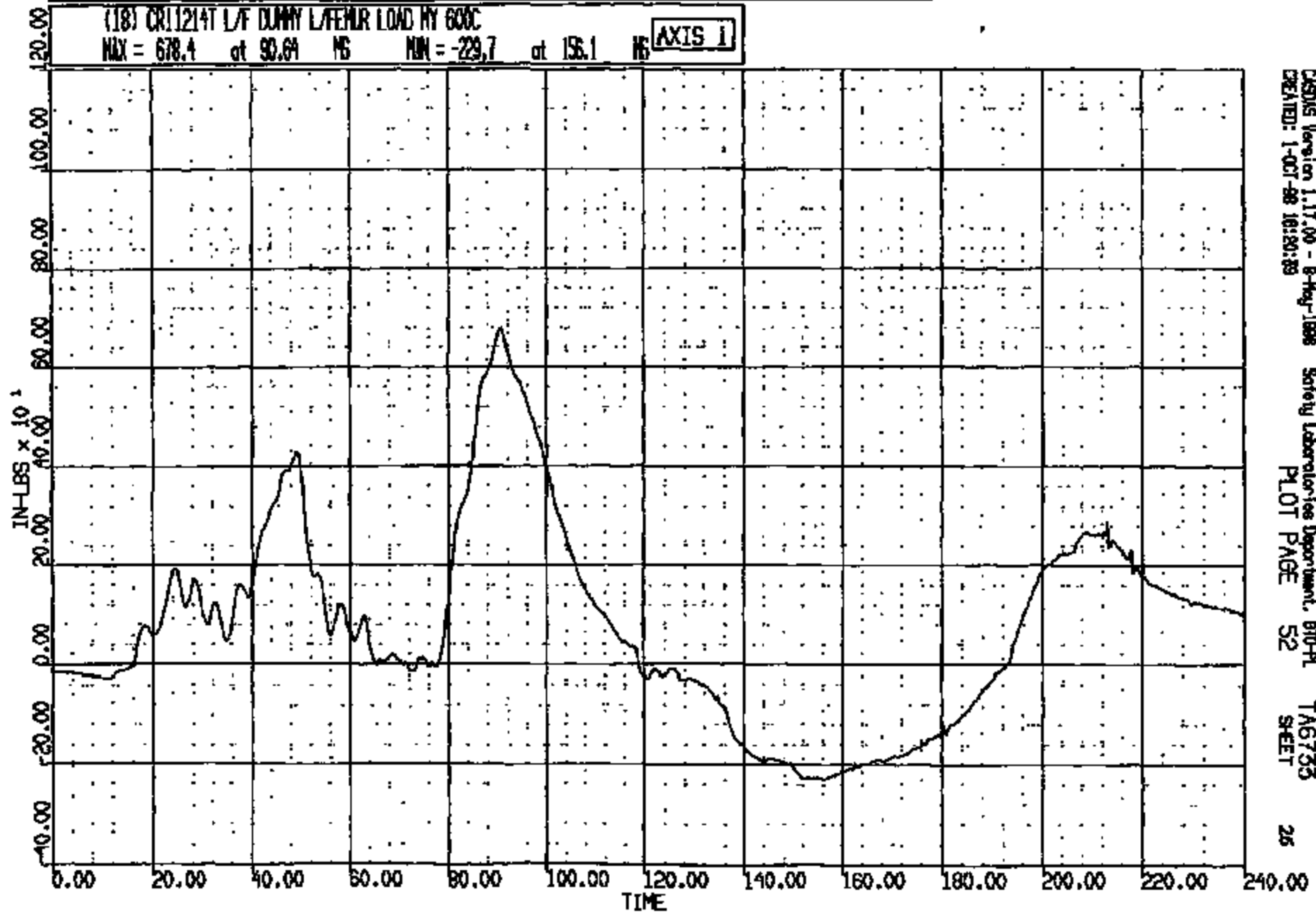
CR R: 11214 TO: TAG735 DATE: 981001 16:28:51

8000 D-188

(18) CR11214T L/F DUMMY LATHEAR LOAD BY 600C

MAX = 678.4 at 90.64 MS MIN = -229.7 at 156.1 MS

AXIS 1



CASYS Version 1.17.00 - 8-May-1998
CREATED: 1-OCT-98 16:30:39

Safety Laboratories Department, 810-PL
PLOT PAGE 52

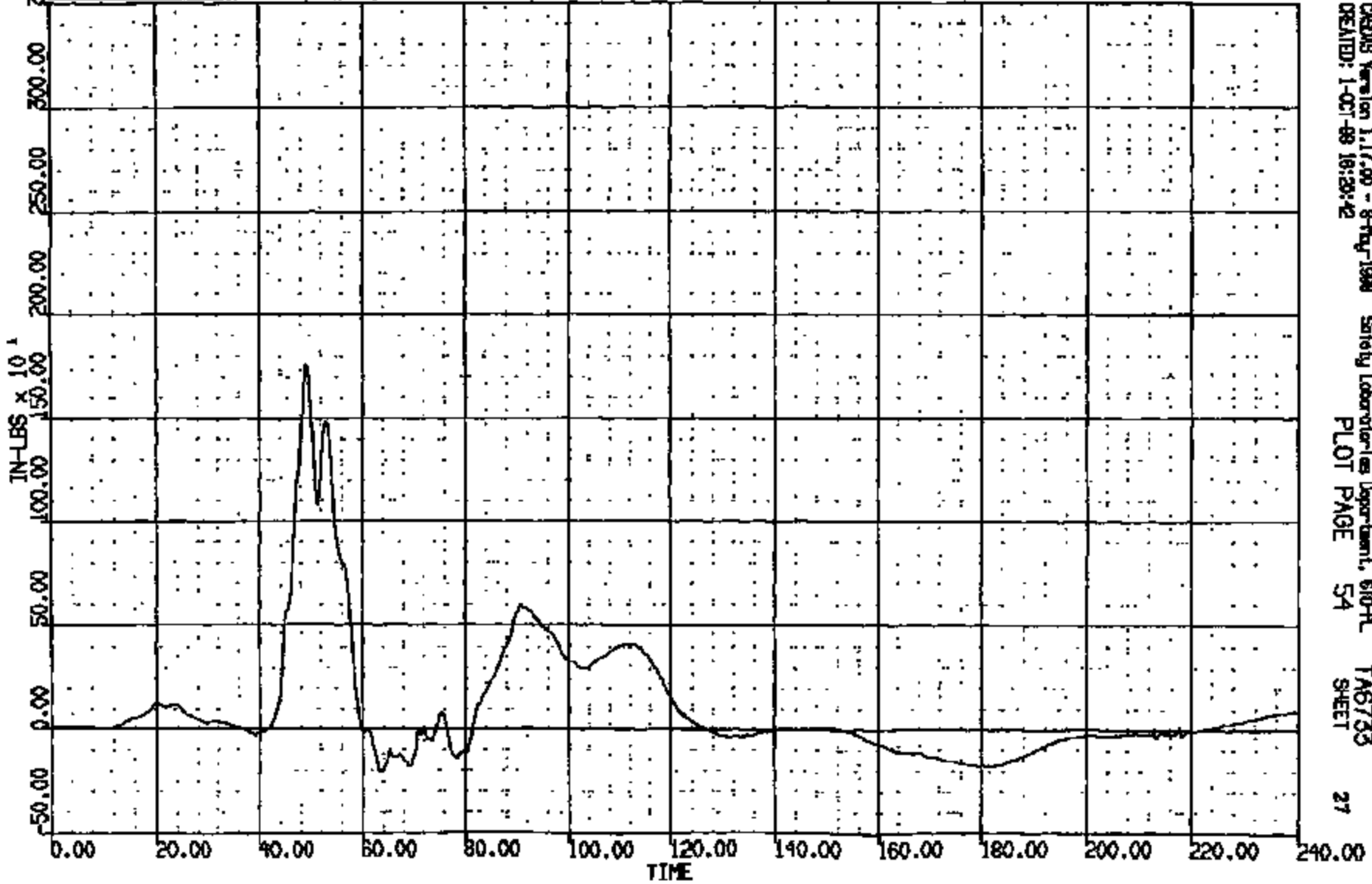
TAG735
SHEET

26

CRTS 0011214

CR R: 11214 TO: TA6735 DATE: 981001 18:28:51
2000 D-188

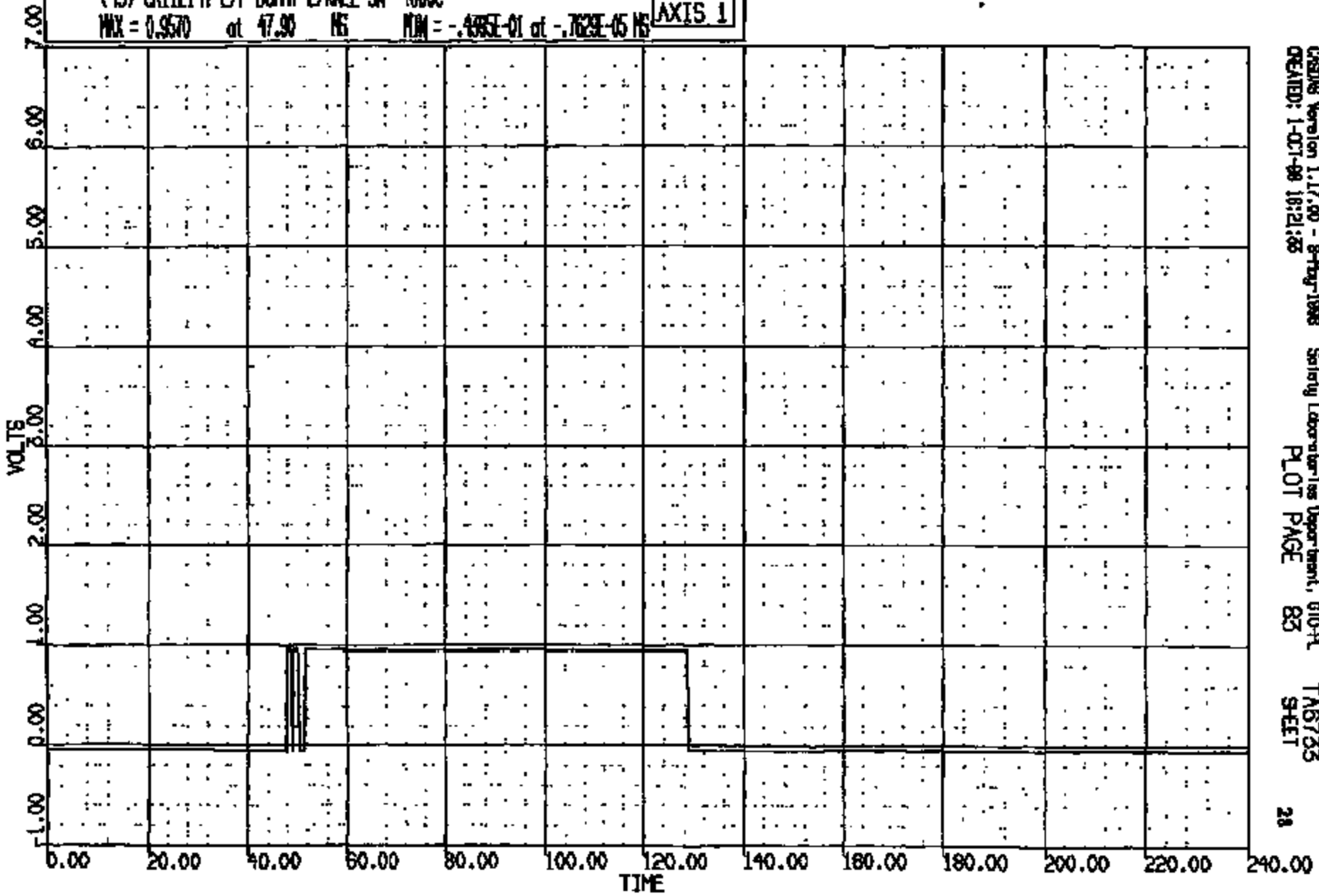
(20) CR112141 L/F DUMMY R/FEMUR LOAD BY 600C
MAX = 1755. at 49.12 MS MIN = -208.8 at 63.60 MS **AXIS 1**



CR R: 11214 TO: TAB735 DATE: 981001 15:28:51
2000 D-188

(49) CRT1214T L/F DUMMY L/KNEE SW 4000C
MAX = 0.9570 at 47.90 NS MIN = -.495E-01 at -.7629E-05 NS

AXIS 1



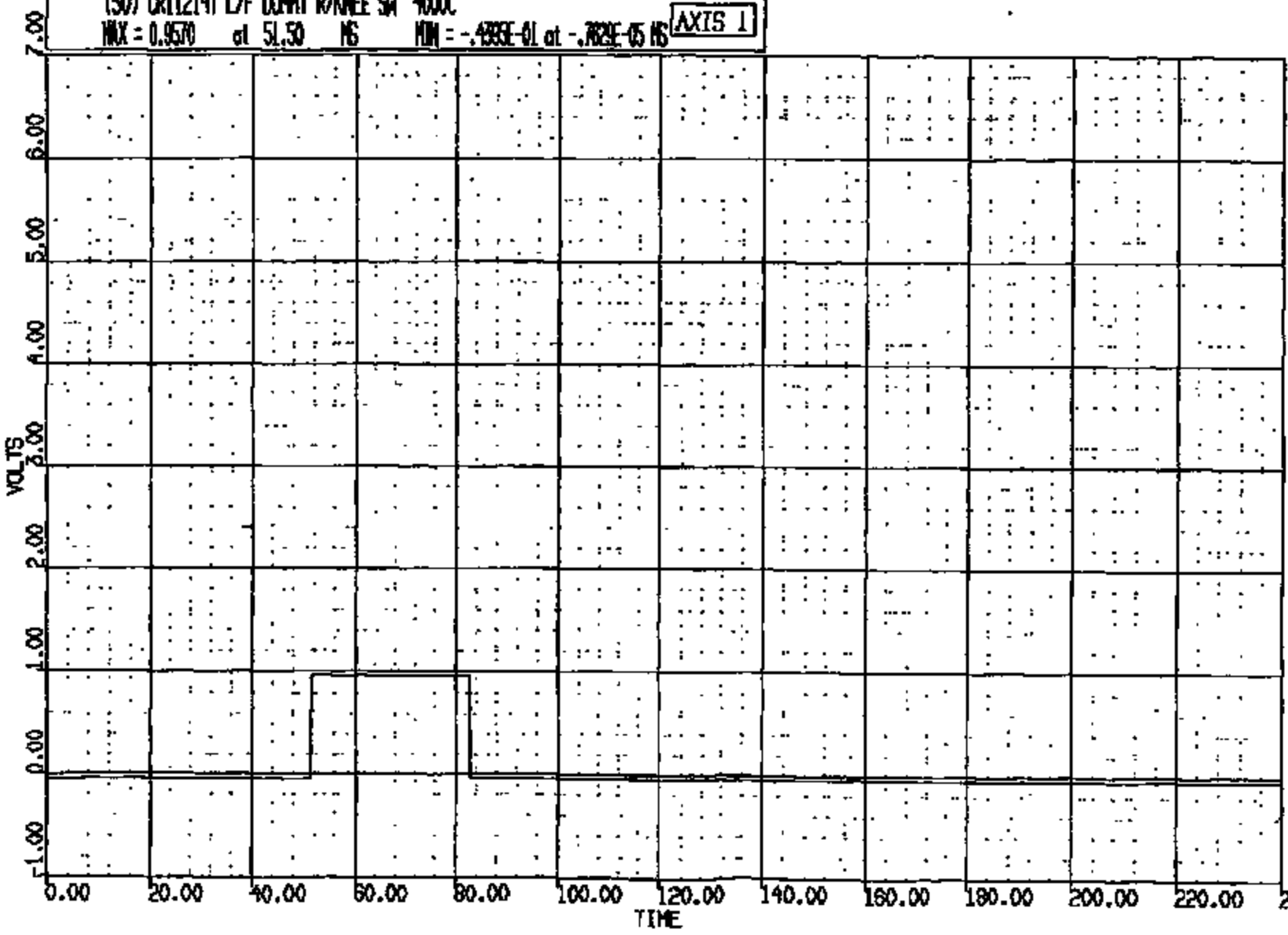
CASUS Version 1.17.00 - 8-May-1998 Safety Laboratories Department, 010-FL
CREATED: 1-OCT-98 18:21:25 PLOT PAGE 83 TAB735 SHEET 28

CRTS 0011214

CR R: 11214 TO: TA6733 DATE: 981001 15:28:31
2000 0-188

(50) CR11214T L/F DUMMY R/ONE SW 4000C
MAX = 0.9570 at 51.50 MS MIN = -.493E-01 at -.782E-05 MS

AXIS 1



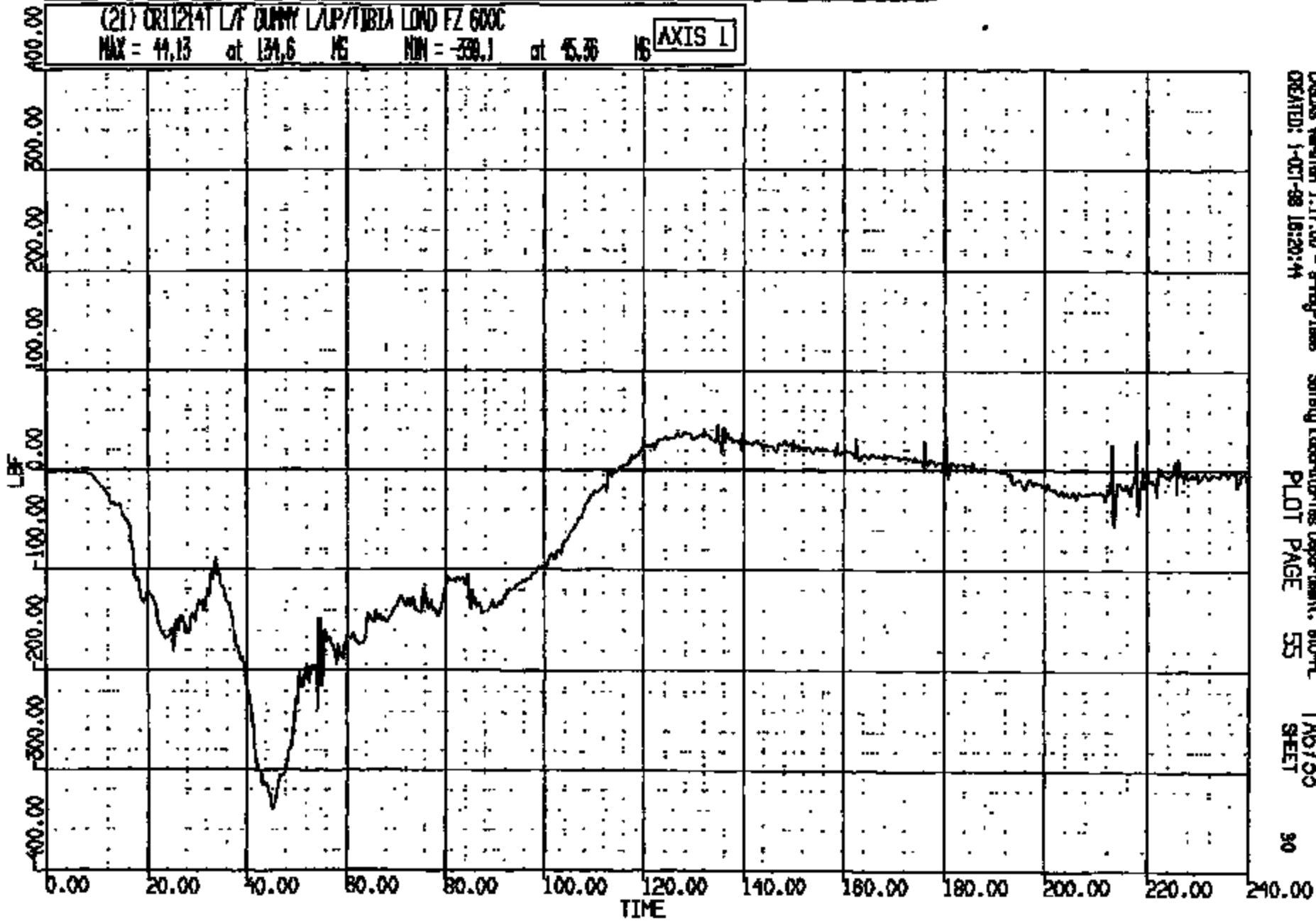
CR R: 11214 TO: TAG755 DATE: 981001 15:26:31

2000 0-198

(21) ORIGINAL L/F DUMMY LAP/TIBIA LOAD FZ 600C

MAX = 44.13 at 134.6 MS MIN = -398.1 at 45.36 MS

AXIS 1

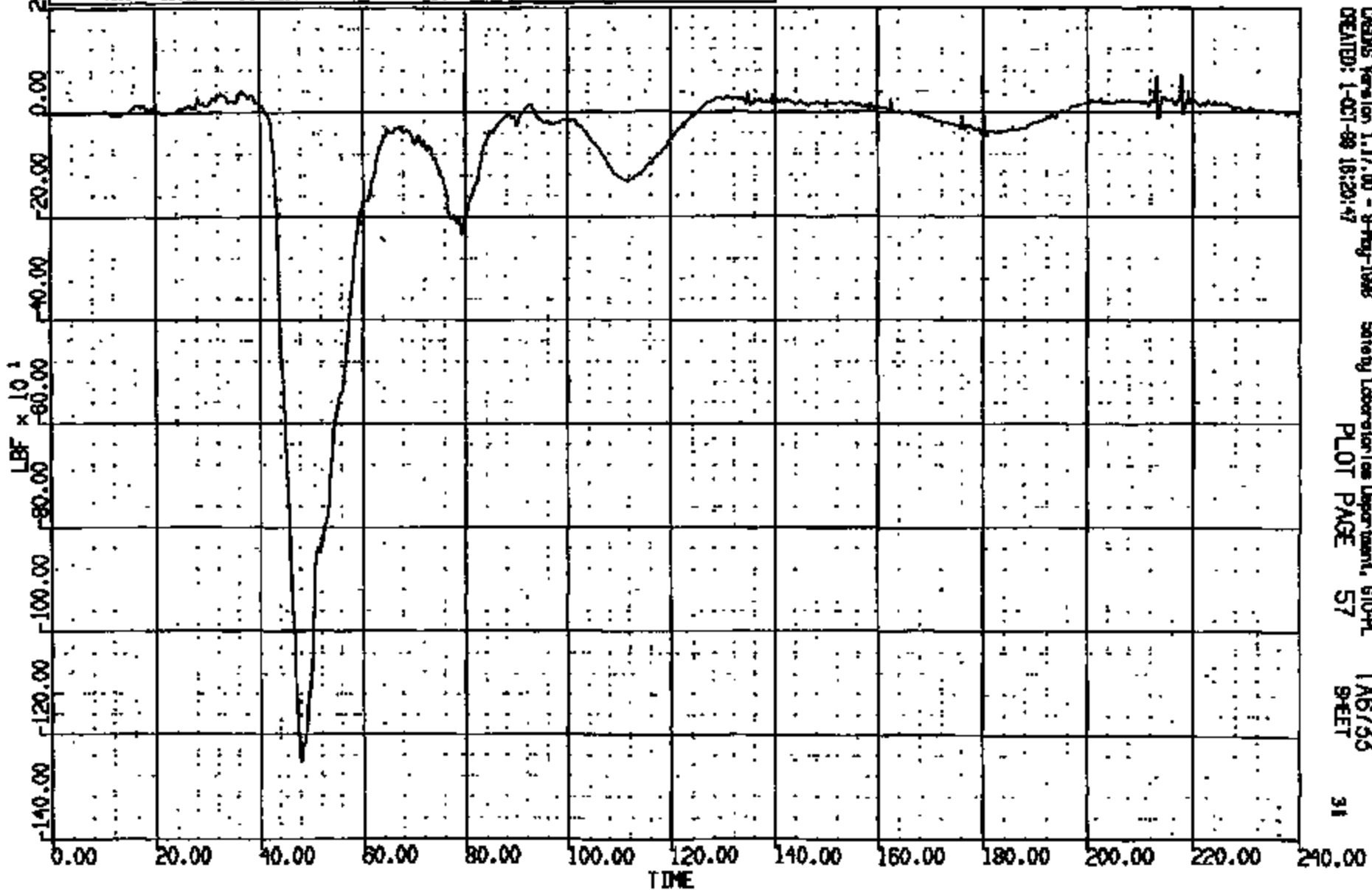


CARDIUS Version 1.17.00 - 8-May-1989 Safety Laboratories Department, STD-PL TAG755
CREATED: 1-OCT-98 16:20:44 PLOT PAGE 55 SHEET 30

CRTS 0011214

CR R: 11214 TO: TA6733 DATE: 981001 15:28:31
2000 D-188

(23) CR11214T L/F DUMMY R/UP/TIBIA LOAD FZ 600C
MAX = 68.85 at 217.7 MS MIN = -125. at 48.00 MS **AXIS 1**

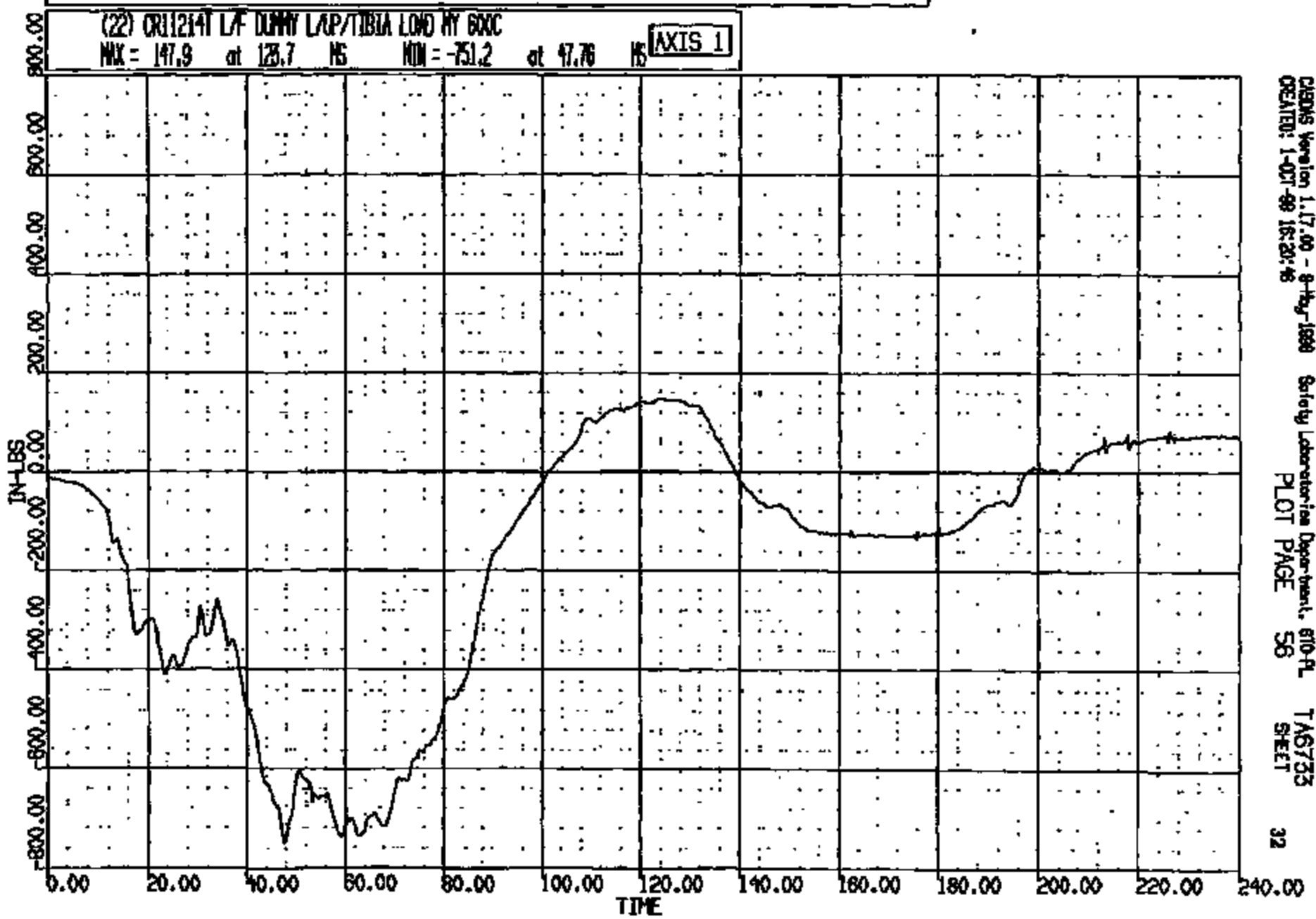


CRS Version 1.17.00 - 8-May-1998 Safety Laboratories Department, 610-PL TA6733
CREATED: 1-OCT-98 18:20:47 PLOT PAGE 57 SHEET 31

CR11214

CR #: 11214 TO: TA6733 DATE: 981001 15:28:51
2000 D-198

(22) CR11214 LAF DUMMY LAP/TIBIA LOAD NY 600C
MAX = 147.9 at 128.7 MS MIN = -751.2 at 47.76 MS **AXIS 1**

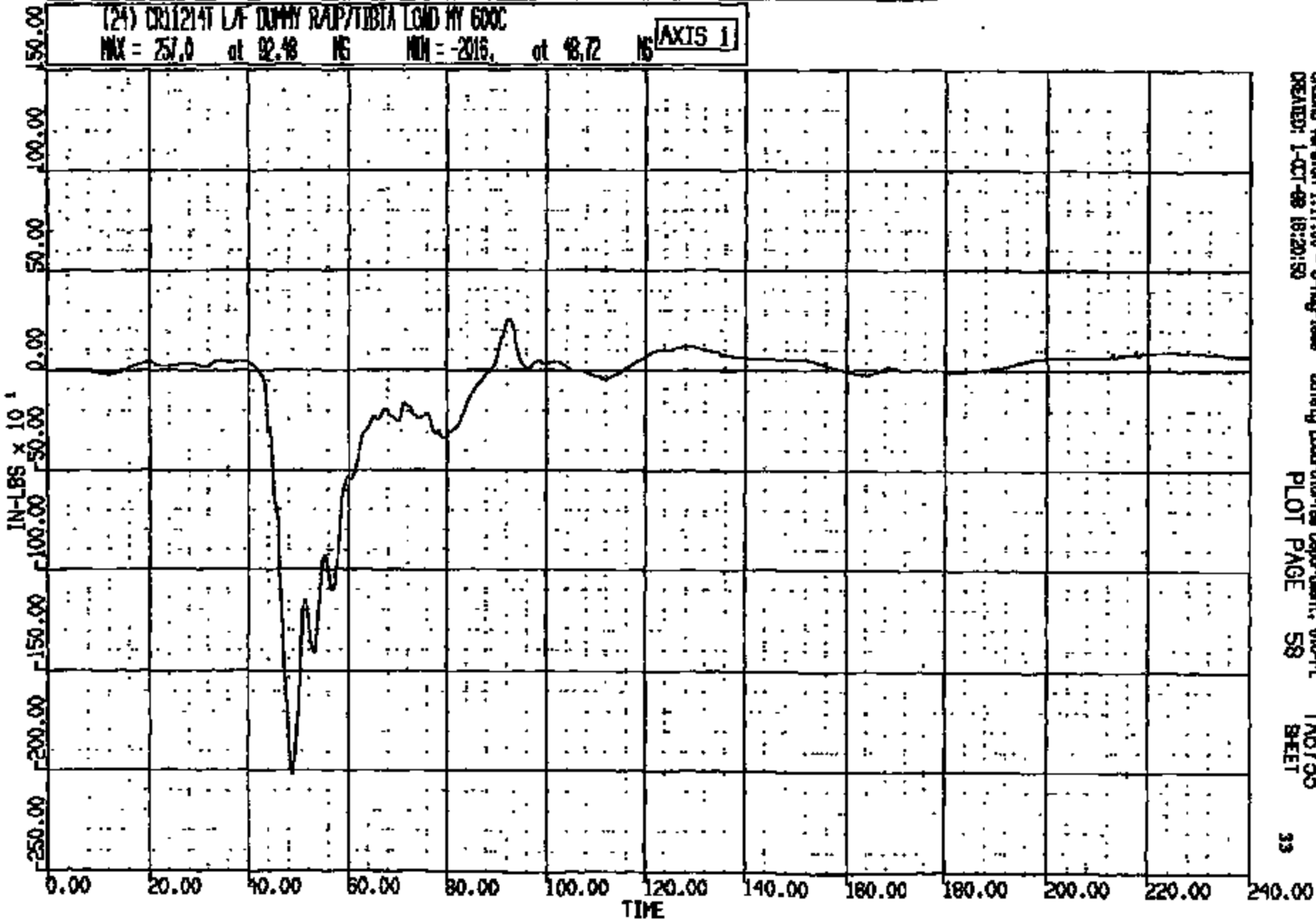


CRS Version 1.17.00 - 8-May-1998 Safety Laboratories Department, 610-PL TA6733
CREATED: 1-OCT-98 16:20:46 PLOT PAGE 56 SHEET 32

CRTS 0011214

CR R: 11214 TO: TAB735 DATE: 981001 15:28:51
2000 D-188

(24) CR11214T LAF DUMMY RAP/TIBIA LOAD HY 600C
MAX = 257.0 at 92.48 NS MIN = -2016. at 48.72 NS **AXIS 1**



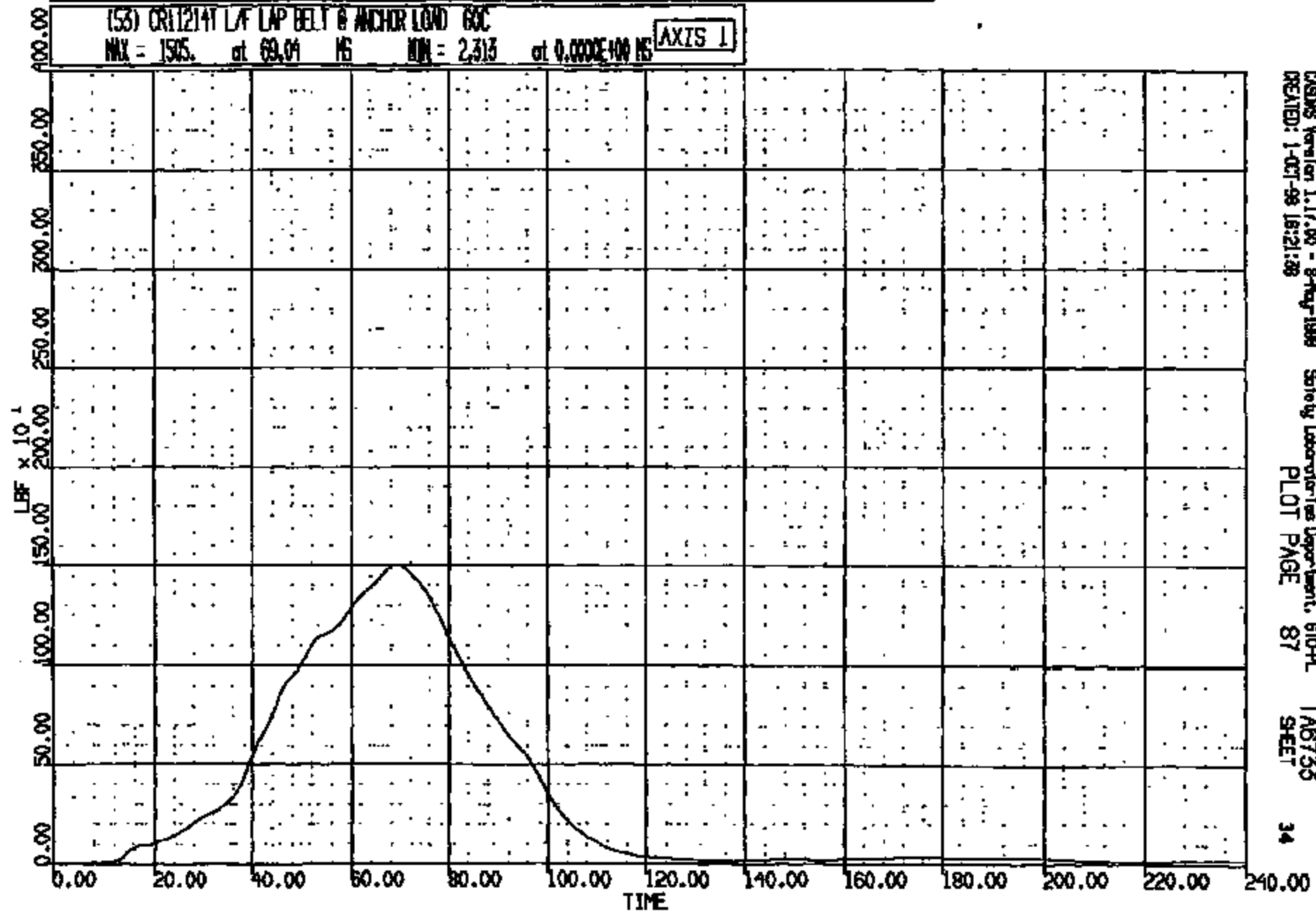
CASMS Version 1.17.00 - 9-May-1998 Safety Laboratory Department, 610-PL
CREATED: 1-OCT-98 18:20:53
PLOT PAGE 58 SHEET 33

CRTS 0011214

CR R: 11214 TO: TA6733 DATE: 981001 15:26:31
2000 D-188

(53) CRT1214T LAF LAP BELT @ ANCHOR LOAD 60C
MAX = 1505. at 69.04 MS MIN = 2.313 at 0.000E+00 MS

AXIS 1

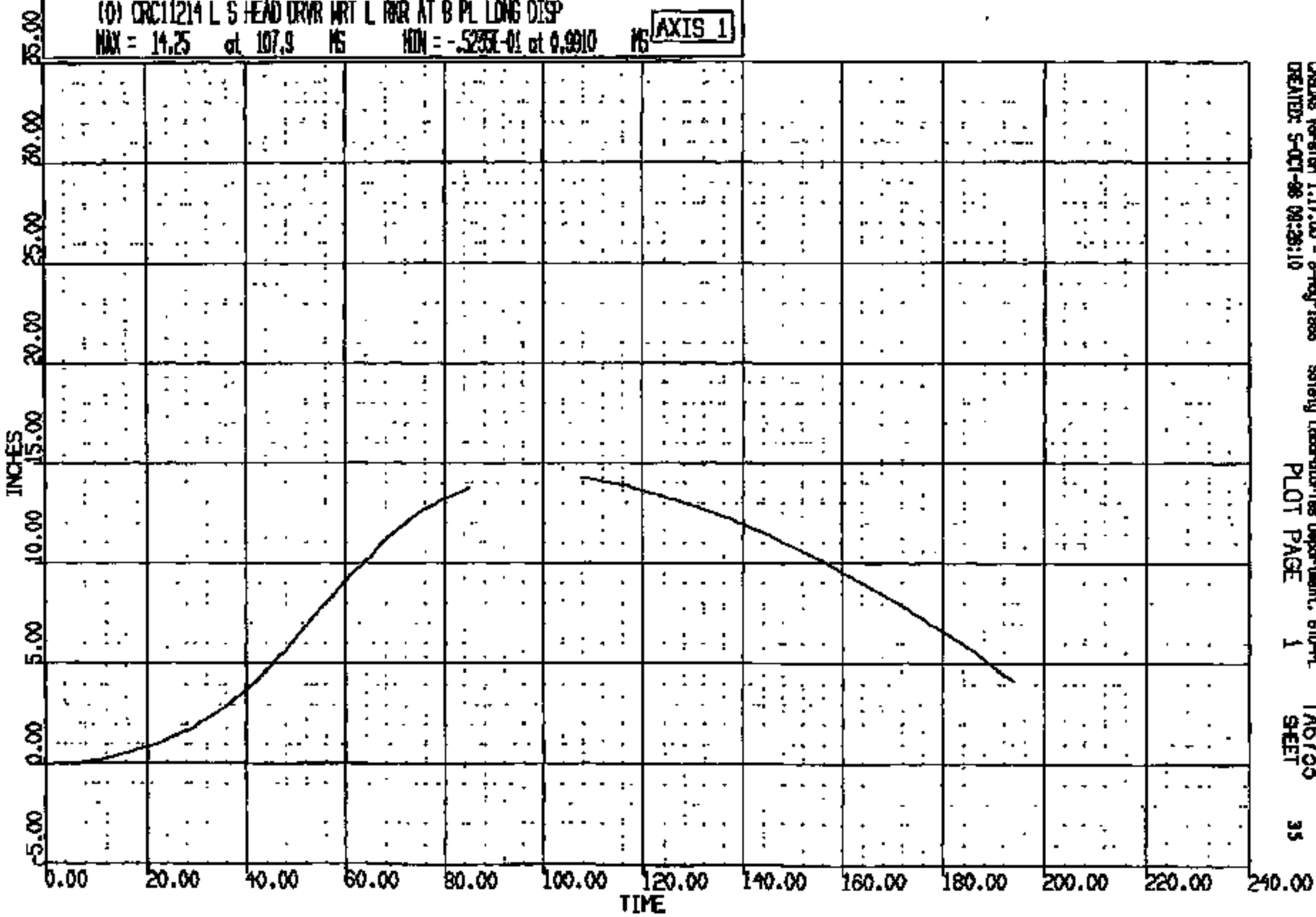


CASMS Version 1.17.00 - 9-May-1999 Safety Laboratories Department, 610-PL
CREATED: 1-OCT-98 16:21:28 PLOT PAGE 87 TA6733 SHEET 34

CRTS 0011214

CR R: 11214 TO: TA6733 DATE: 981001 15:28:31
2000 D-188

(0) CRC11214 L S HEAD DRV RRT L FOR AT B PL LONG DISP
MAX = 14.25 at 107.9 MS MIN = -.5233E-01 at 0.9910 MS **AXIS 1**

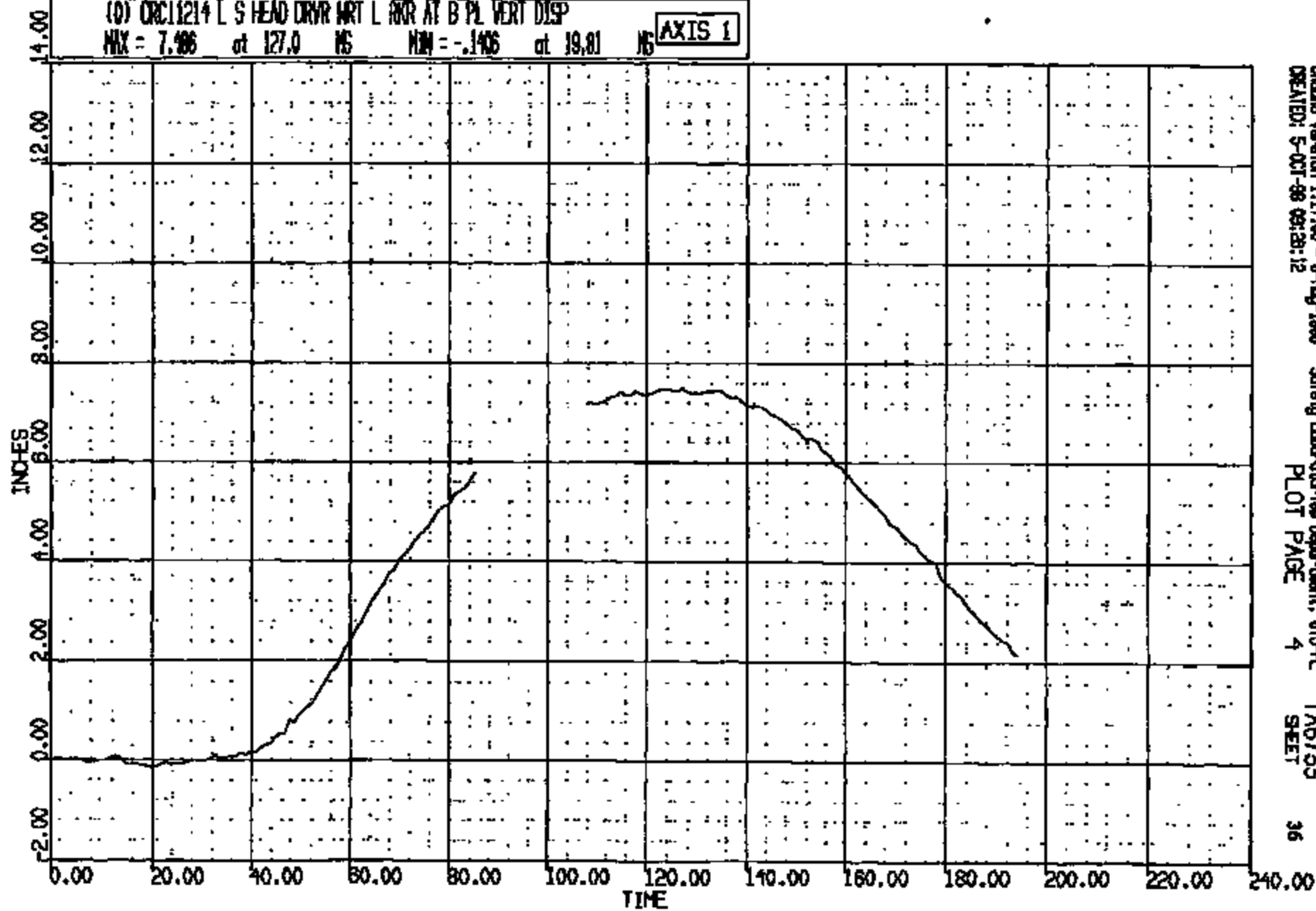


CRTS Version 1.17.00 - 8-May-1988 Safety Laboratories Department, STD-PL
CREATED: 5-OCT-98 09:28:10 PLOT PAGE 1 TA6733 SHEET 35

CRTS 0011214

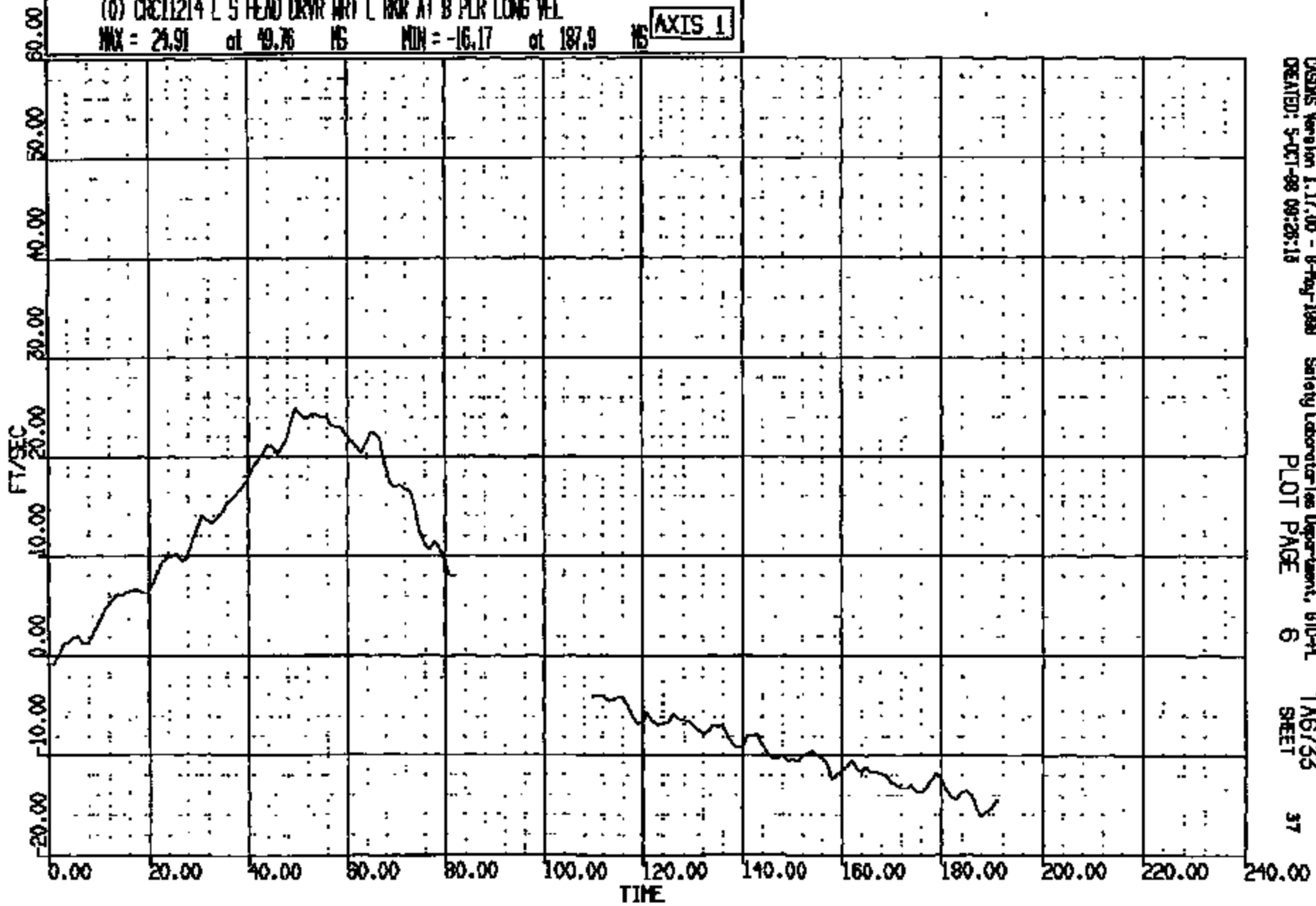
CR R: 11214 TO: TAB733 DATE: 981001 15:28:31
2000 D-188

(0) CR011214 L S HEAD DRV RMT L RGR AT B PL VERT DISP
MAX = 7.986 at 127.0 MS MIN = -.1406 at 19.81 MS **AXIS 1**



CR R: 11214 TO: TAB733 DATE: 981001 15:28:31
2000 D-188

(0) CR011214 L 5 HEAD DRVYR WRT L ROR AT B PLR LONG VEL
MAX = 29.91 at 49.76 MS MIN = -16.17 at 187.9 MS **AXIS 1**

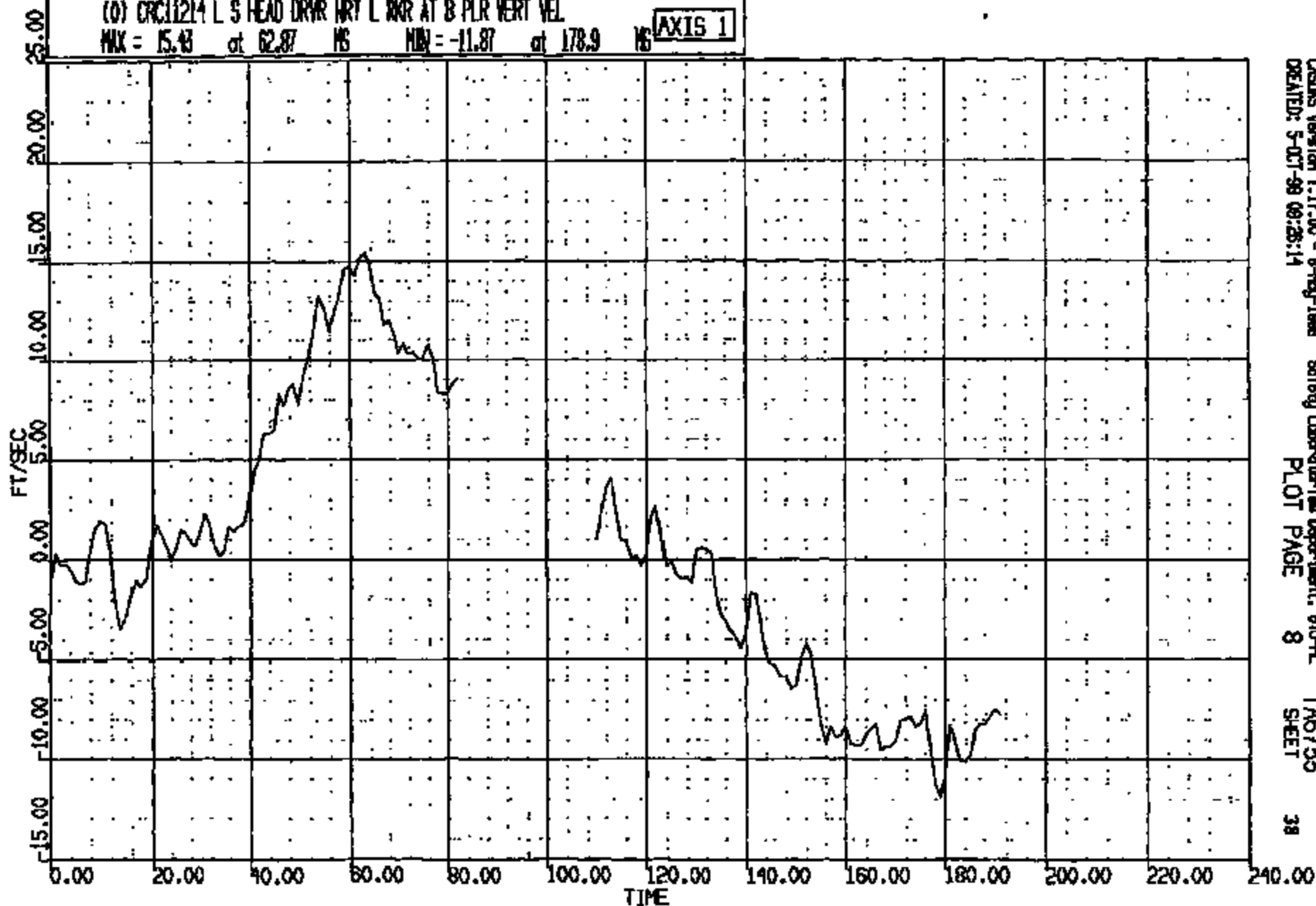


CASMS Version 1.17.00 - 8-May-1998 Safety Laboratories Department, 610-4L TAB733
CREATED: 5-OCT-98 09:26:19 PLOT PAGE 6 SHEET 37

CRTS 0011214

CR R: 11214 TO: TA6735 DATE: 981001 15:28:31
2000 D-188

(0) CR11214 L S HEAD DRVR WRT L DRVR AT B PLR VERT VEL
MAX = 15.43 at 62.87 MS MIN = -11.87 at 178.9 MS **AXIS 1**

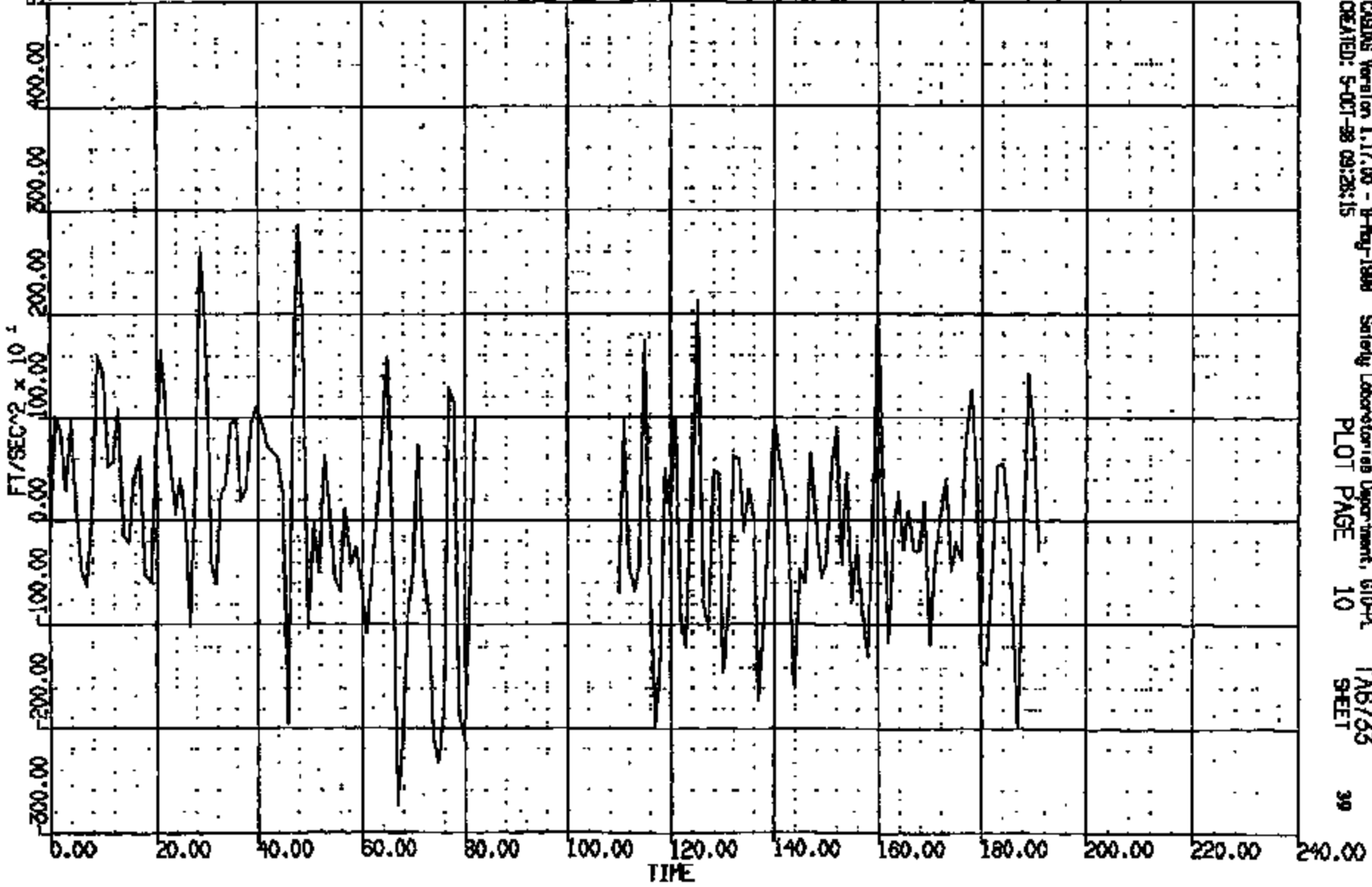


CASINS Version 1.17.00 - 8-May-1998 Safety Laboratory/see Department, 610-PL
CREATED: 5-OCT-98 09:28:14 PLOT PAGE 8 TA6735 SHEET 38

CRTS 0011214

CR R: 11214 TO: TA6733 DATE: 981001 15:28:31
2000 D-198

(0) CR011214 L S HEAD DRVR WRT L WGR AT B PLR LONG ACC
MAX = 2852. at 47.78 MS MIN = -2749. at 66.84 MS AXIS 1

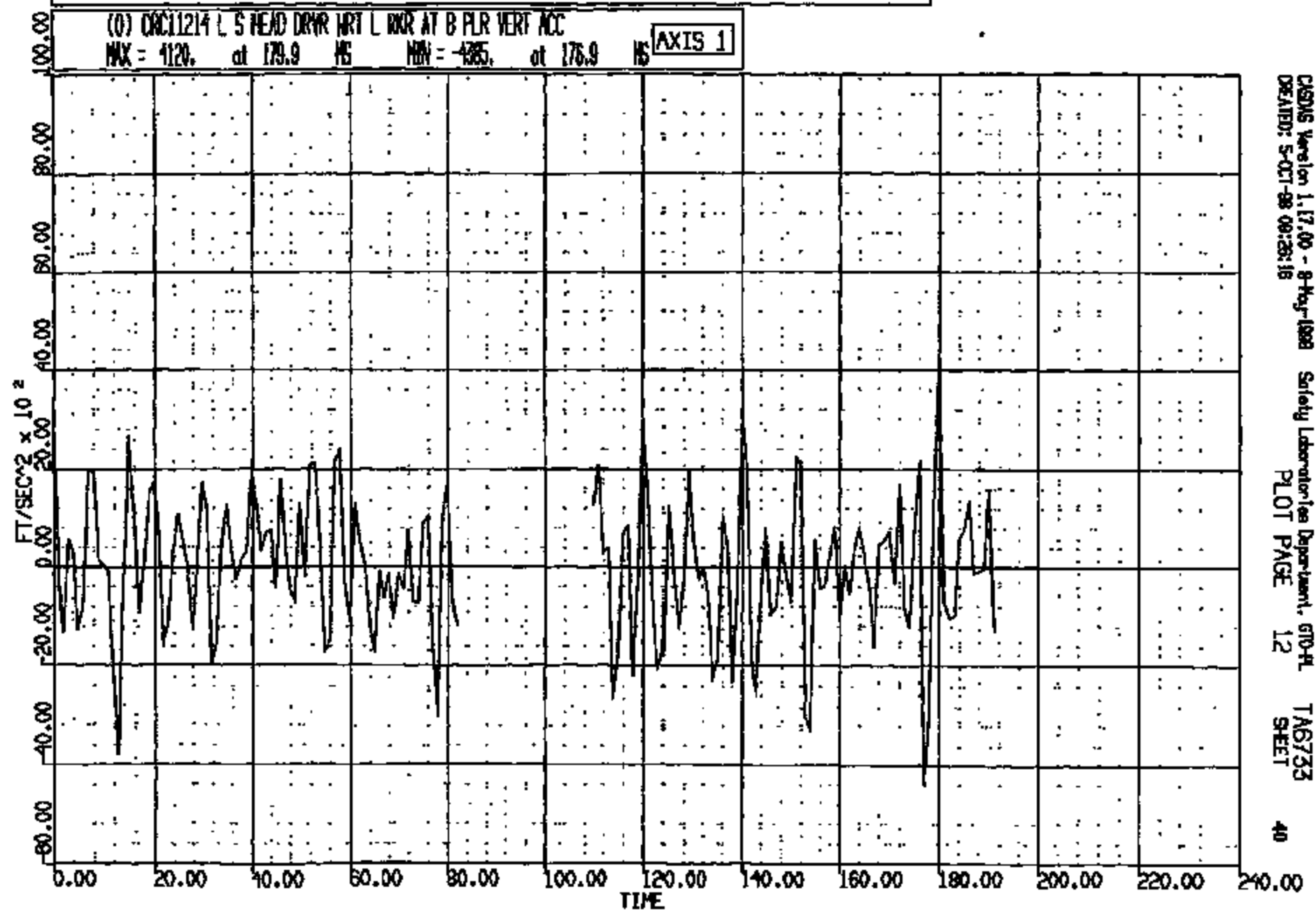


CADDS Version 1.17.00 - 8-May-1998 Safety Laboratories Department, G10-PL TA6733
CREATED: 5-OCT-98 09:28:15 PLOT PAGE 10 SHEET 39

CRTS 0011214

CR R: 11214 TO: TA6735 DATE: 981001 15:28:51
2000 D-188

(0) CRC11214 L S HEAD DRVR WRT L RWR AT B PLR VERT ACC
MAX = 1120. at 179.9 HS MIN = -4385. at 176.9 HS AXIS 1



CASINS Version 1.17.00 - 8-May-1998 Safety Laboratories Department, GPO-FL
CREATED: 5-OCT-98 09:26:18 PLOT PAGE 12 TA6735
SHEET 40

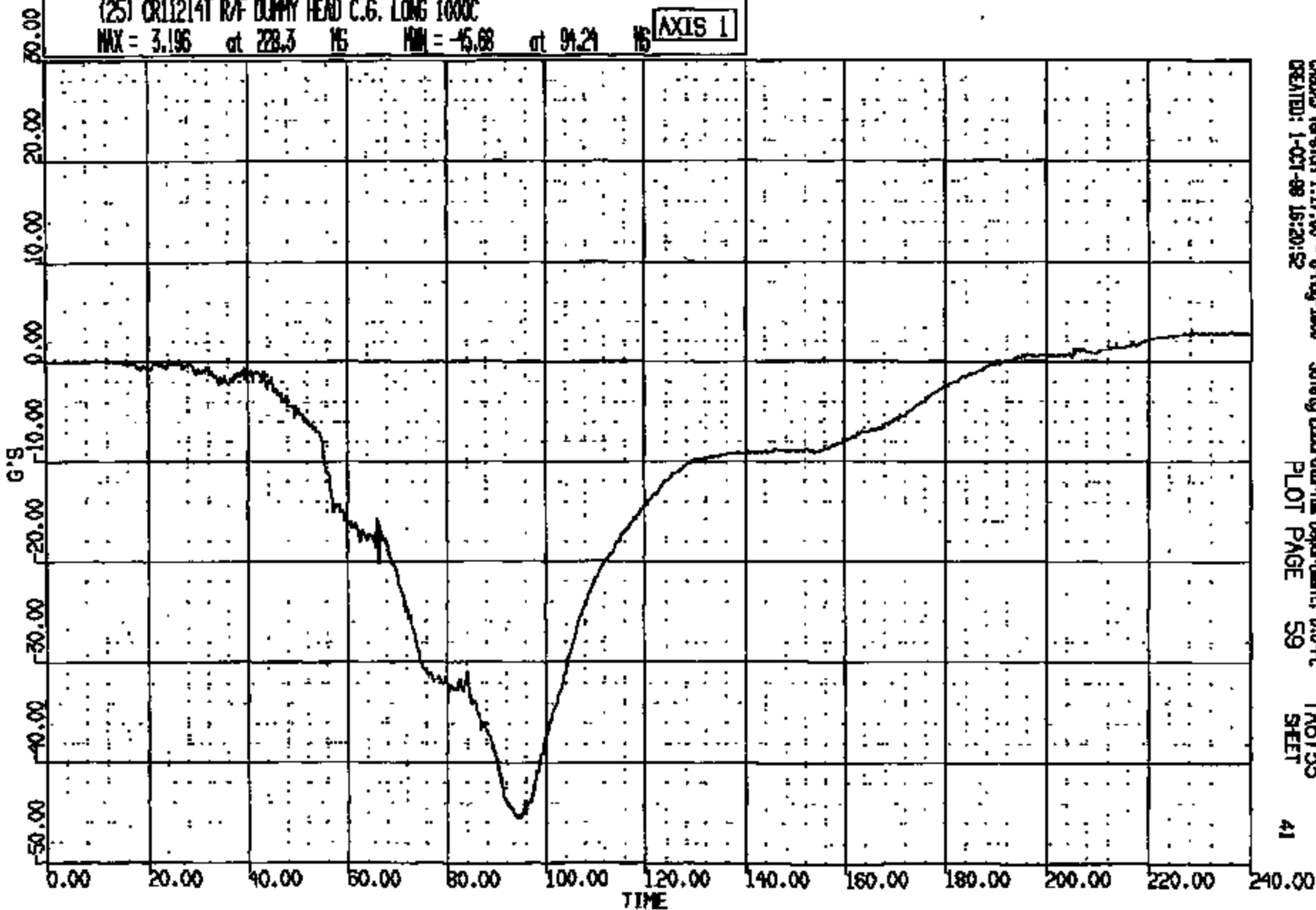
CRTS 0011214

CR R: 11214 TO: TA6733 DATE: 981001 15:28:51
8000 D-186

(25) CR11214T R/F DUMMY HEAD C.G. LONG 1000C

MAX = 3.196 at 28.3 MS MIN = -45.68 at 91.21 MS

AXIS 1



CRSIS Version 1.17.00 - 8-May-1998
CREATED: 1-OCT-98 15:20:52

Society Laboratory Inc Department, 610-PL
PLOT PAGE 59

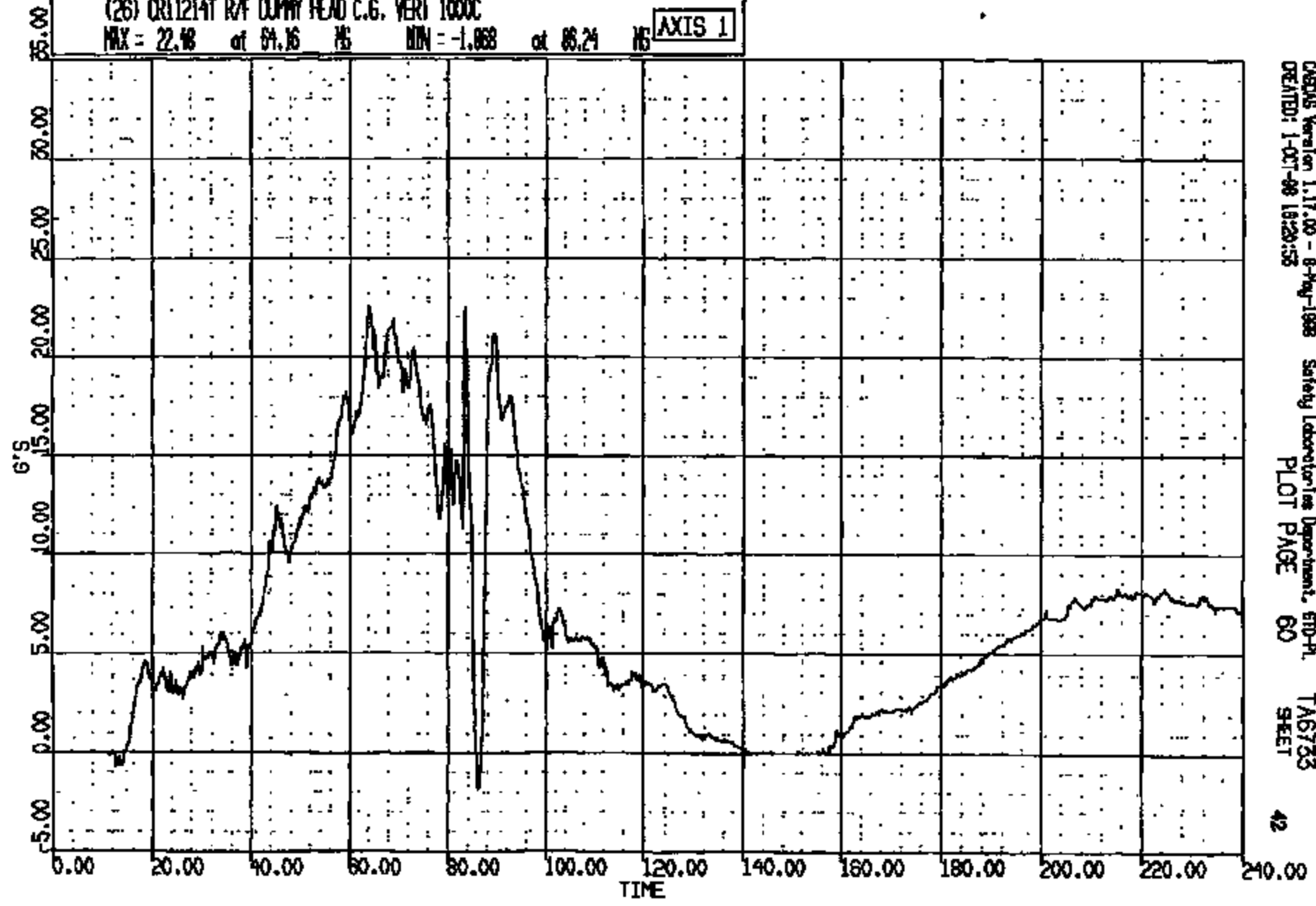
TA6733
SHEET

41

CRIS 0011214

CR R: 11214 TO: TAB735 DATE: 991001 15:28:31
2000 0-186

(26) CR11214T R/F DUMMY HEAD C.G. VERT 1000
MAX = 22.48 at 64.16 HS MIN = -1.068 at 86.24 HS **AXIS 1**



CASAS Version 1.17.00 - 8-May-1998 Safety Laboratories Department, ETD-PL
CREATED: 1-OCT-99 18:28:53 PLOT PAGE 60 SHEET 42

CR11214

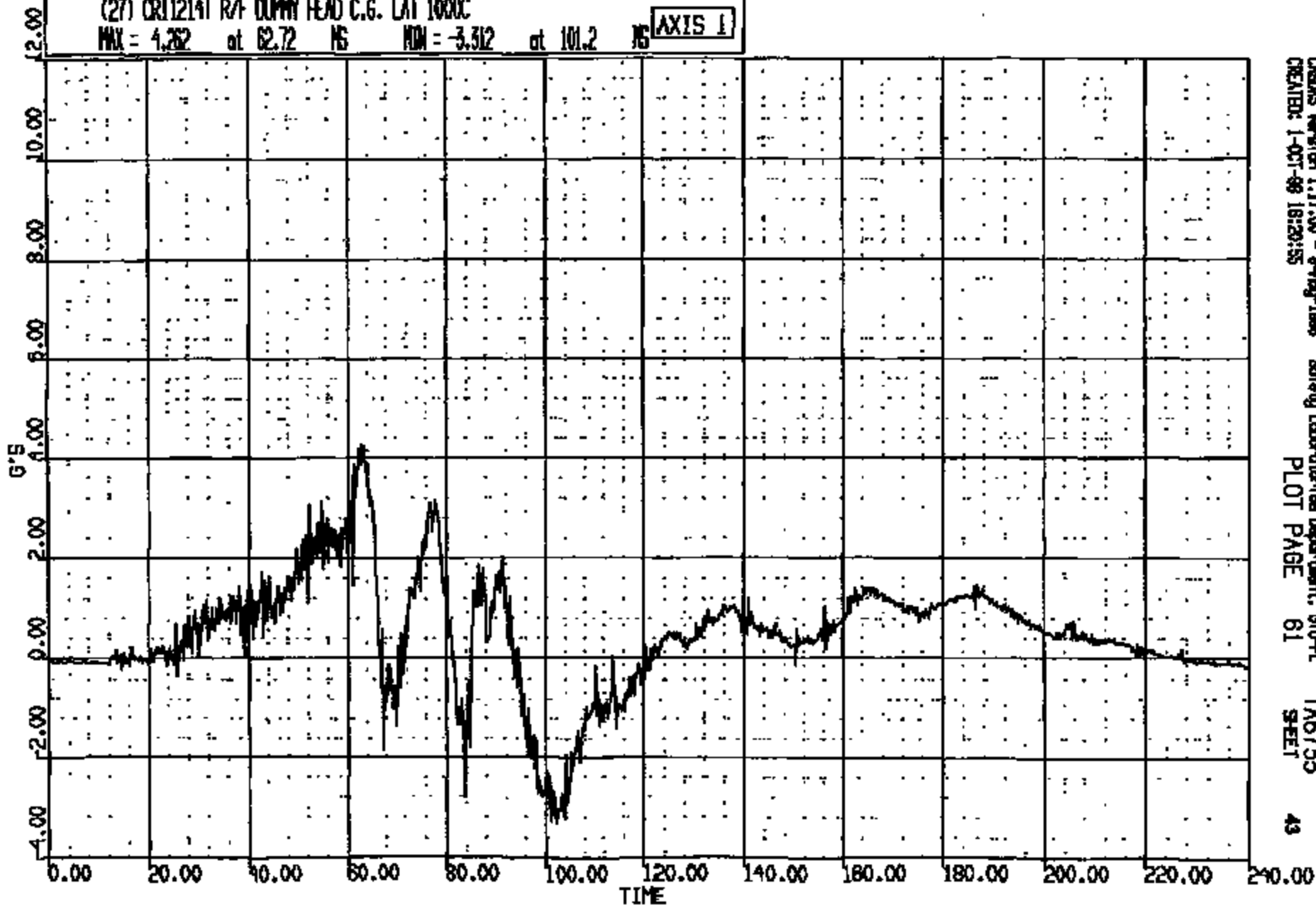
CR R: 11214 TO: TA6735 DATE: 981001 15:28:31

2000 D-185

(27) CR11214T R/F DUMMY HEAD C.G. LAT 1000C

MAX = 4.282 at 62.72 NS MIN = -3.312 at 101.2 NS

AXIS 1



CASDIS Version 1.17.00 - 9-14-98
CREATED: 1-OCT-98 18:20:55

Safety Laboratory Department, 610-PL
PLOT PAGE 61

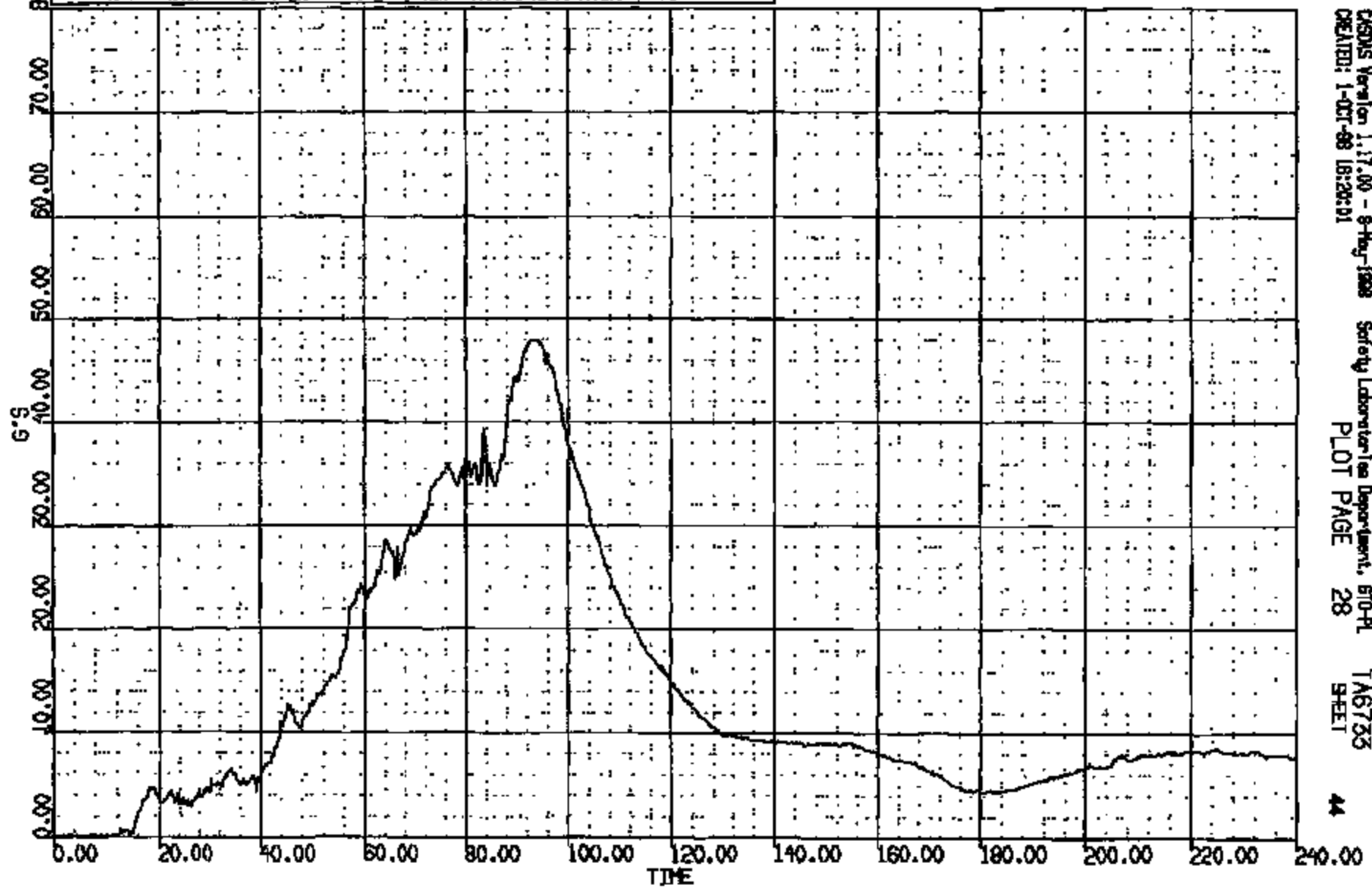
TA6735
SHEET

43

CR11214

INDOR: 11014 TO: TAB733 DATE: 981001 16:28:31
 D: 11014
 MINOR: 00000 DUS: 230.0 T1/T2: 99.7 // 118.
 MAJOR: 00000 DUR: 99.0 T1/T2: 99.9 // 106.
 UNIT: 198.0 DUR: 15.0 T1/T2: 99.9 // 102.

(10005) CRT1214T R/F DUMMY HEAD C.G. RES 1000C
 MAX = 47.97 at 95.68 MS MIN = 0.5367E-02 at 0.7200 MS **AXIS 1**



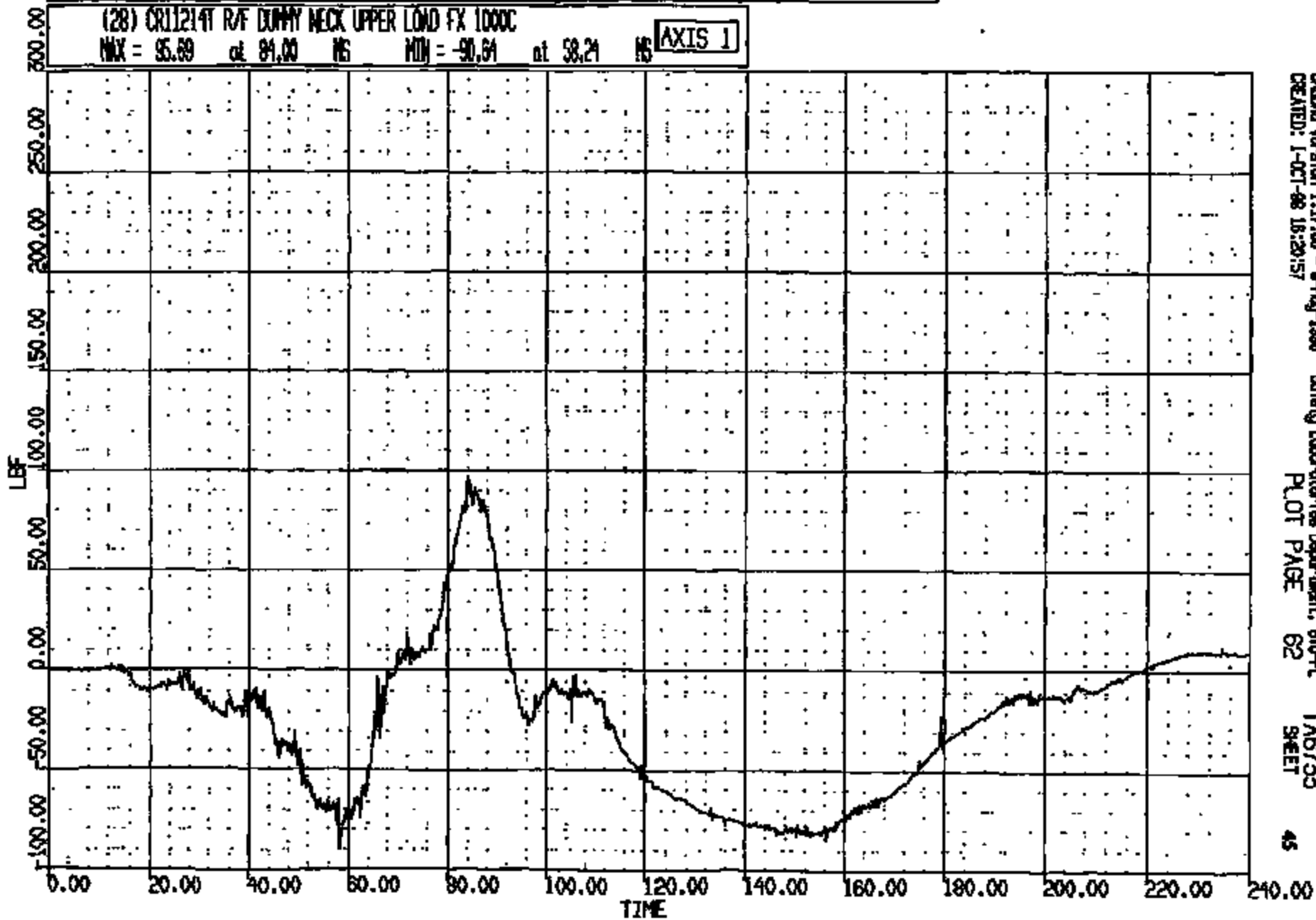
CR R: 11214 TO: TA6733 DATE: 991001 15:28:31

NOOO D-198

(28) CR11214T R/F DUMMY NECK UPPER LOAD FX 1000C

MAX = 95.89 at 81.00 MS MIN = -90.61 at 58.21 MS

AXIS 1



ORIGAS Version 1.17.00 - 8-May-1998
CREATED: 1-OCT-88 15:28:17

Safety Laboratories Department, 610-PL
PLOT PAGE 62

TA6733
SHEET

45

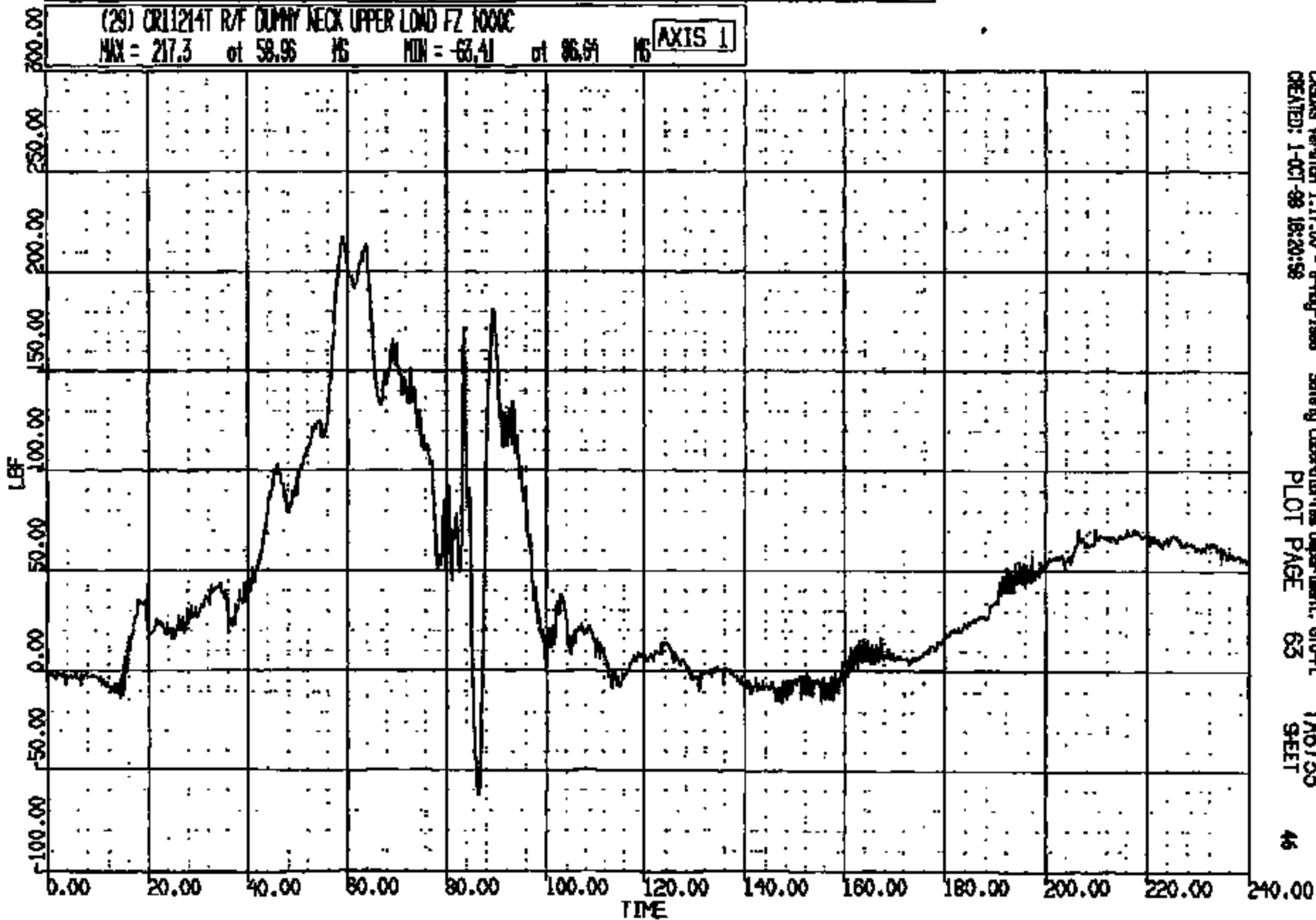
CRTS 0011214

CR R: 11214 TO: TAB733 DATE: 981001 15:28:51
2000 D-188

(29) CR11214T R/F DUMMY NECK UPPER LOAD FZ 1000C

MAX = 217.3 at 58.96 MS MIN = -63.41 at 86.64 MS

AXIS 1



CRS Version 1.17.00 - 8-Aug-1998
CREATED: 1-OCT-98 18:20:58

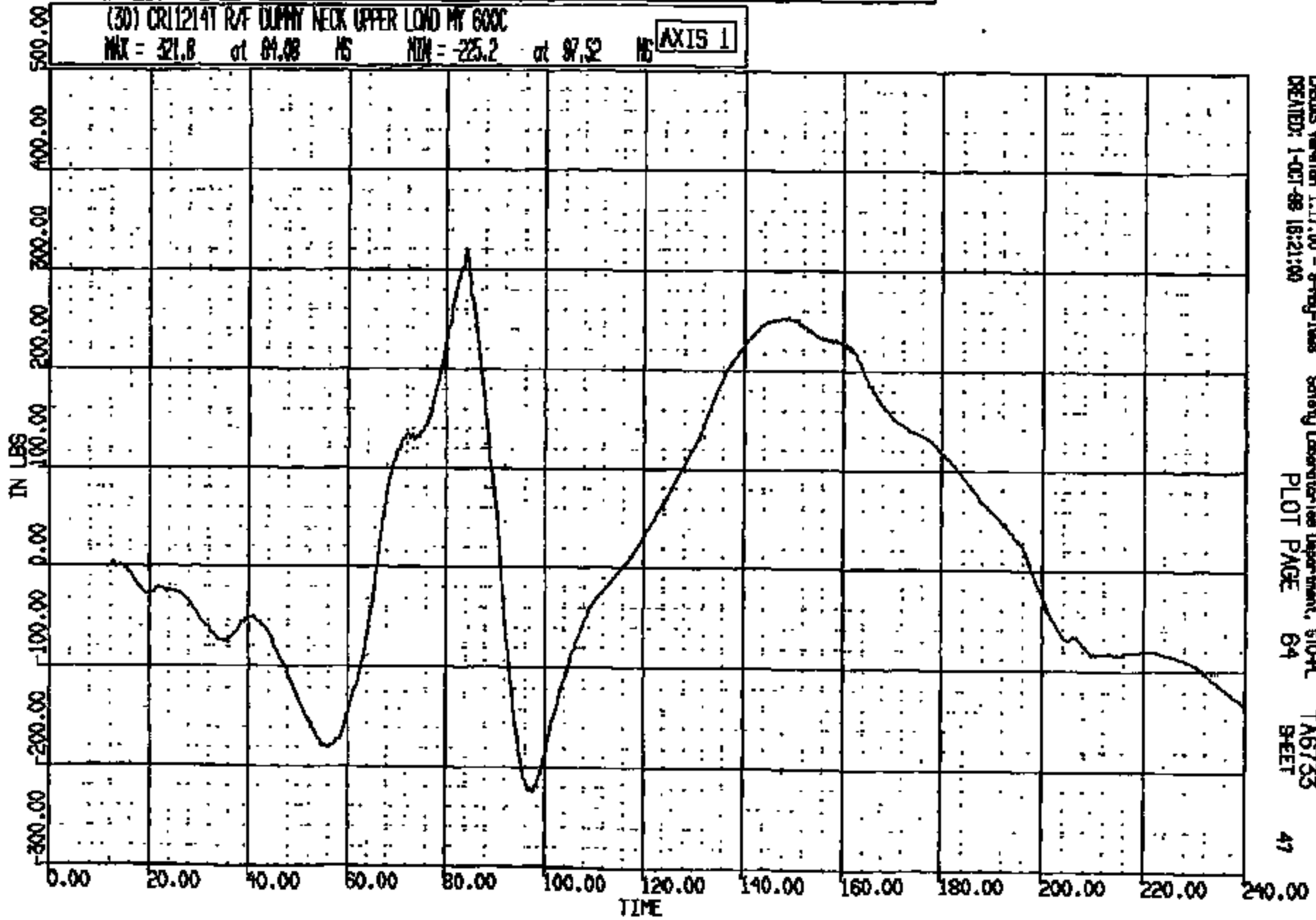
Safety Laboratories Department, 610-P1
PLOT PAGE 63
TAB733
SHEET

46

CRIS 0011214

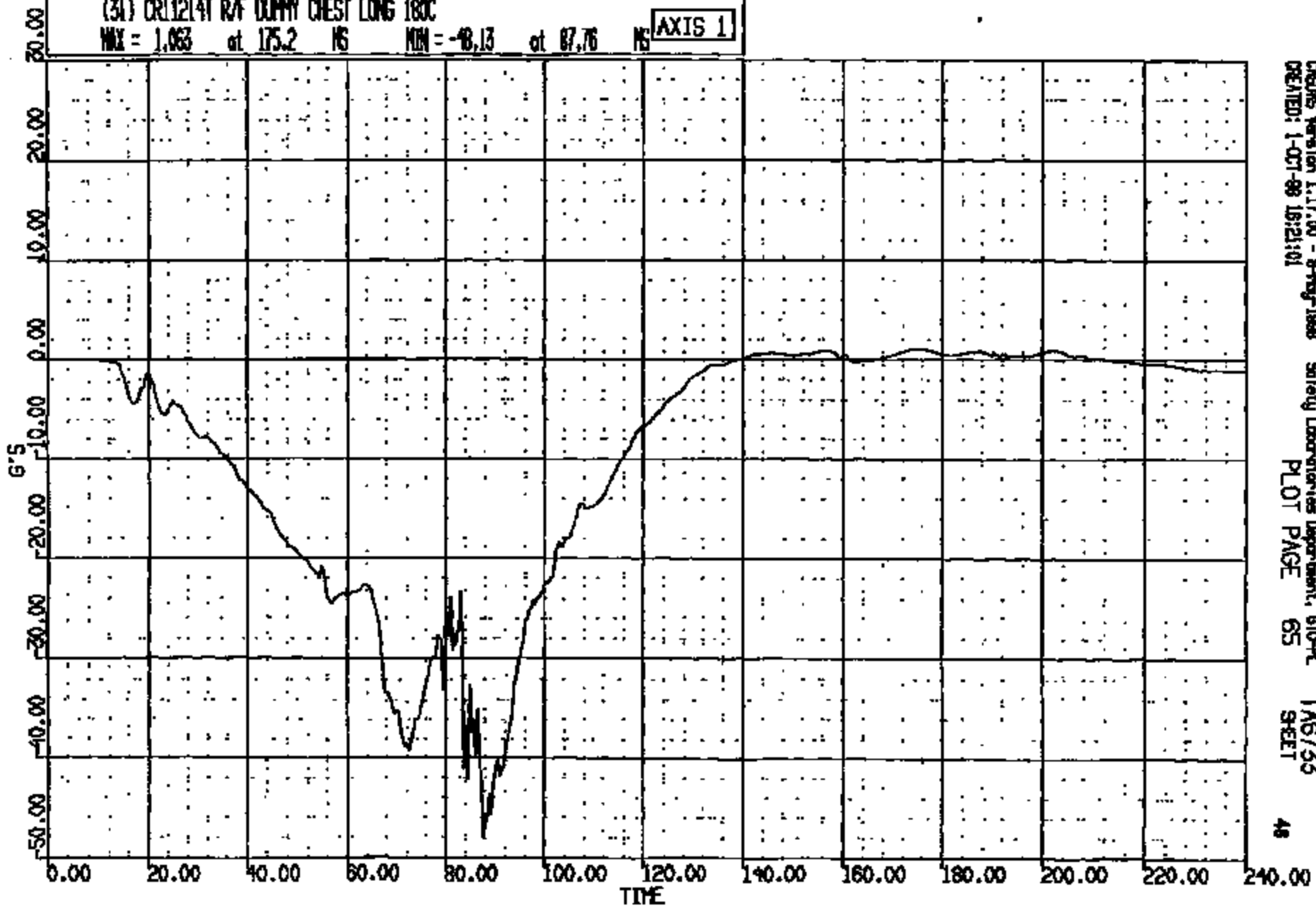
CR R: 11214 TO: TAG733 DATE: 991001 15:28:51
2000 D-199

(30) CR11214T R/F DUMMY NECK UPPER LIND MY 600C
MAX = 321.8 at 84.98 MS MIN = -225.2 at 97.52 MS AXIS 1



CR R: 11214 TO: TAB735 DATE: 981001 15:28:31
2000 D-185

(31) CR11214T R/F DUMMY CHEST LONG 180C
MAX = 1.063 at 175.2 MS MIN = -0.13 at 87.76 MS **AXIS 1**



CRASH Version 1.17.00 - 8-Aug-1999 Safety Laboratories Department, 610-9L TAG735
CREATED: 1-OCT-98 15:21:01 PLOT PAGE 65 SHEET 48

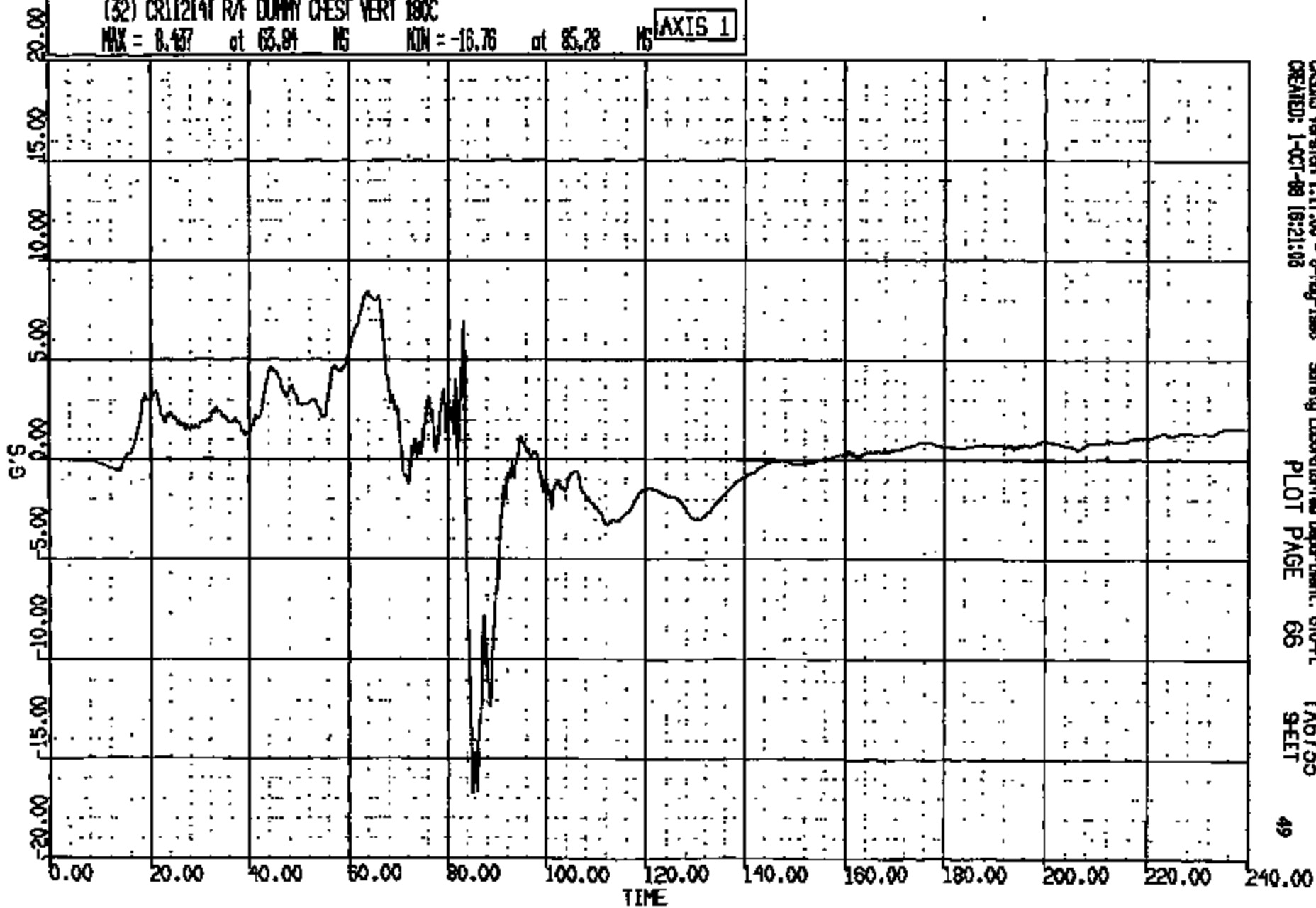
CRTS 0011214

CR R: 11214 TO: TA6735 DATE: 981001 15:28:31
2000 D-188

(32) CR11214T R/F DUMMY CHEST VERT 180C

MAX = 8.437 at 63.94 MS MIN = -16.76 at 85.28 MS

AXIS 1



CRSIS Version 1.17.00 - 8-May-1998
CREATED: 1-OCT-98 18:21:03

Safety Laboratories Department, 610-PL
PLOT PAGE 66

TA6735
SHEET

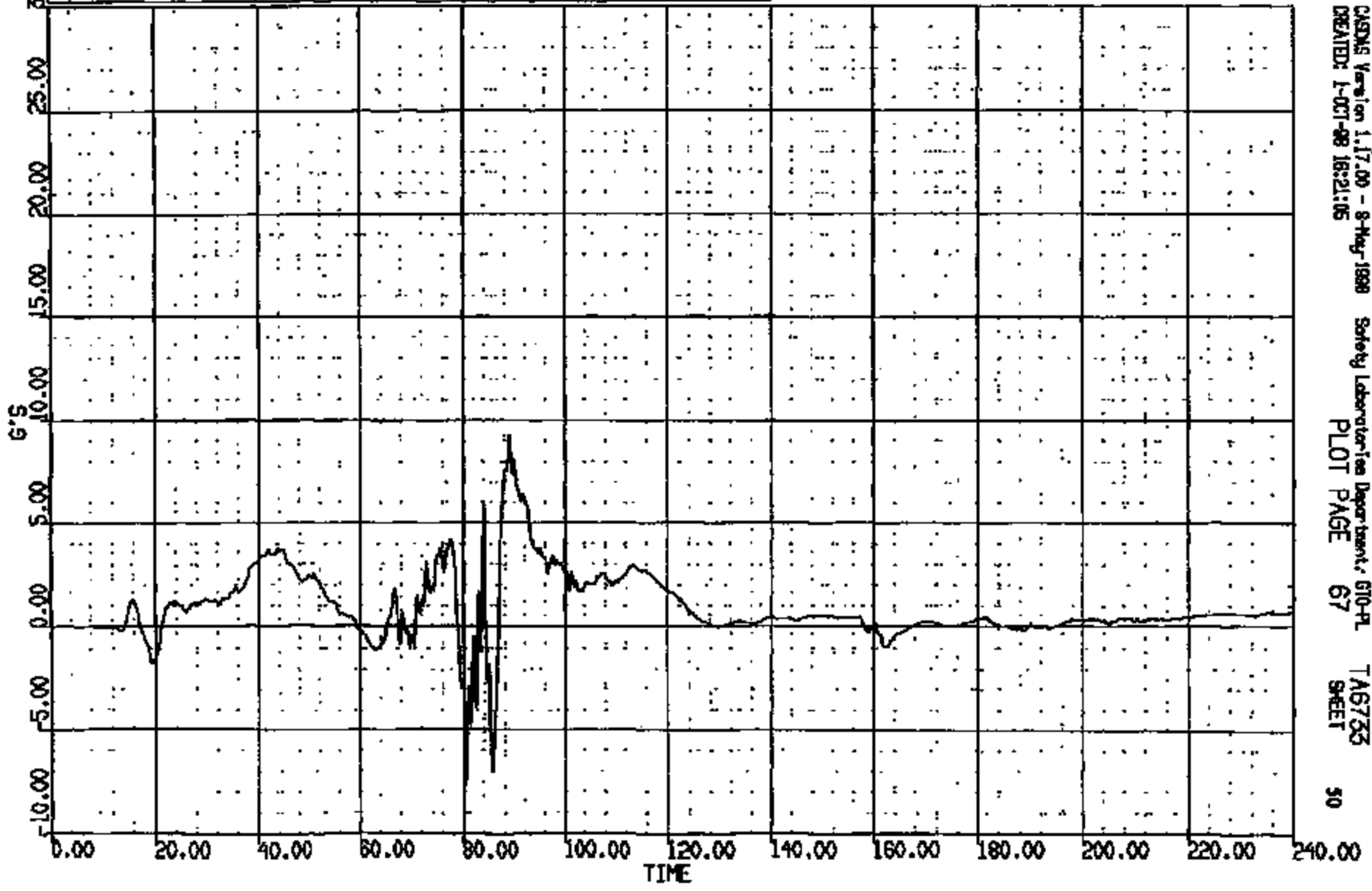
49

CRIS 0011214

CR R: 11214 TO: TA6733 DATE: 881001 16:28:31
2000 D-186

(33) CR11214T R/F DUMMY CHEST LAT 180C
MAX = 9.247 at 89.80 MS MIN = -7.760 at 80.56 MS

AXIS 1

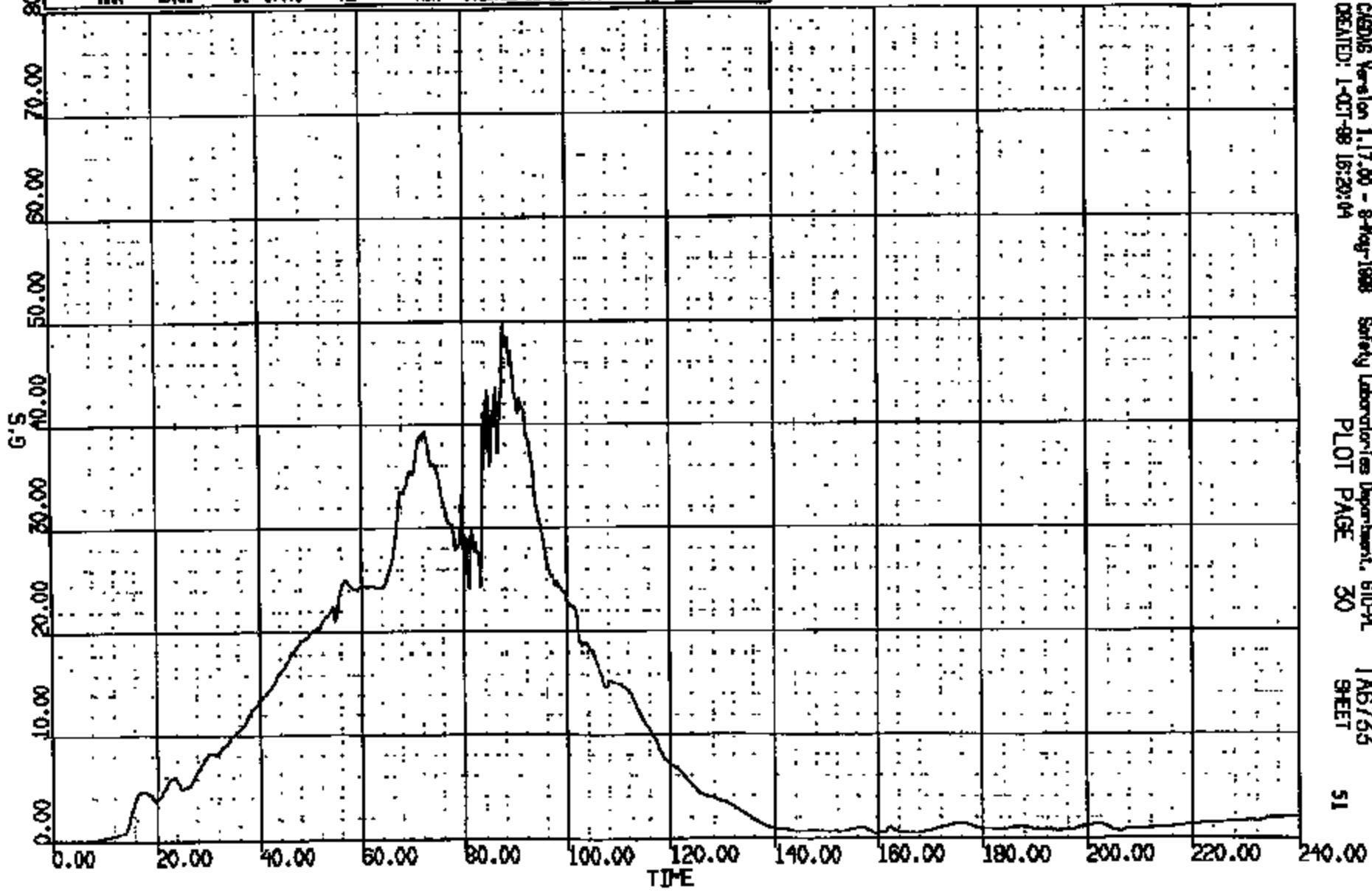


CASIMS Version 1.17.00 - 8-Aug-1988 Safety Laboratories Department 610-PL
CREATED: 1-OCT-88 16:21:05 PLOT PAGE 67 TA6733
SHEET 50

CRTS 0011214

CR R: 11214 TO: TAB735 DATE: 981001 15:28:31
2000 D-198
CUMDUR = 42.903 Duration time = 2.0001

(10011) CR11214T R/F DUMMY CHEST RES 180C
MAX = 49.60 at 87.76 MS MIN = 0.2872E-01 at 3.440 MS **AXIS 1**

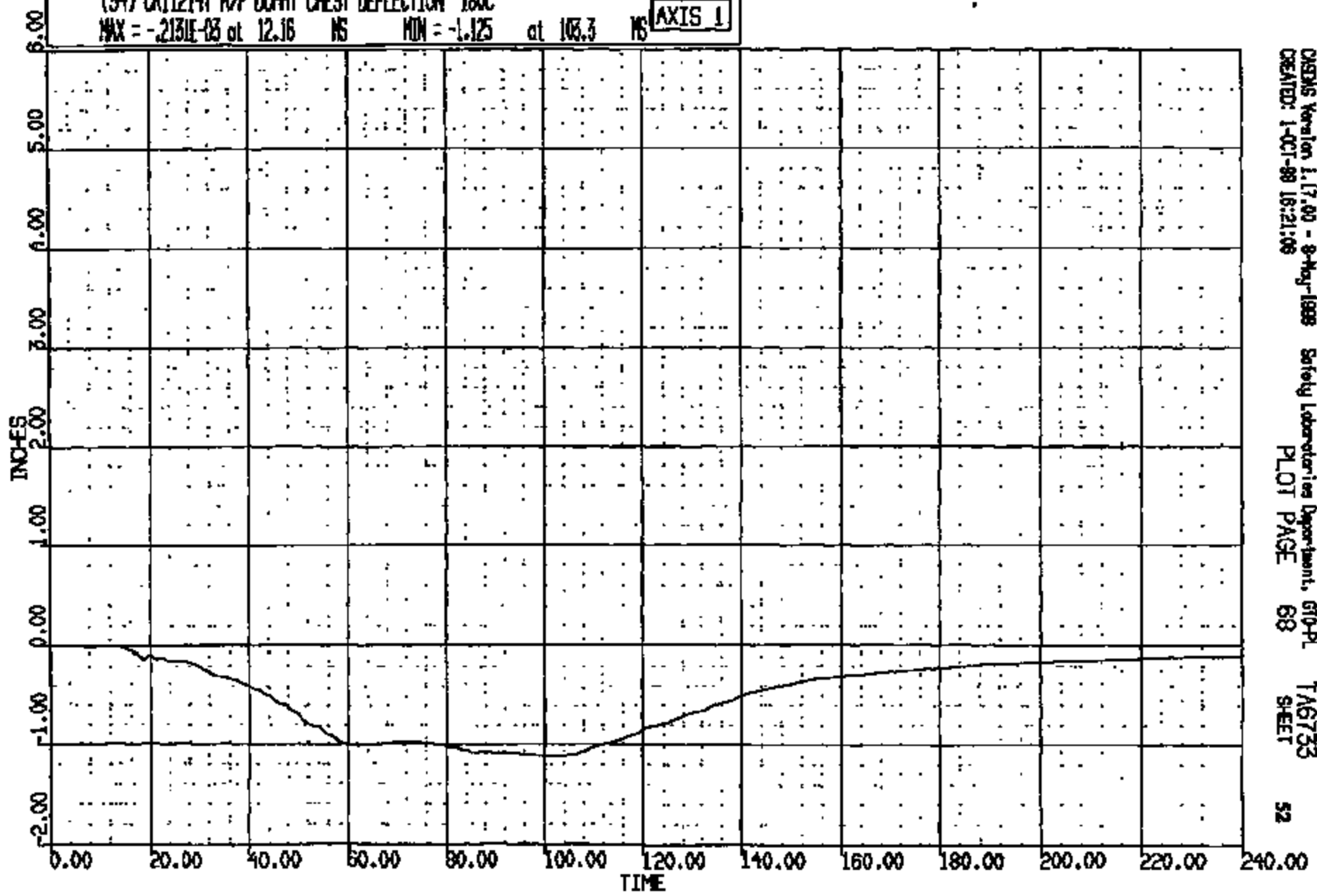


CRTS 0011214

CR R: 11214 TO: TAB733 DATE: 981001 15:28:31
2000 D-188

(34) CR11214T R/F DUMMY CHEST DEFLECTION 180C
MAX = -.2131E-03 at 12.16 NS MIN = -1.125 at 103.3 NS

AXIS 1

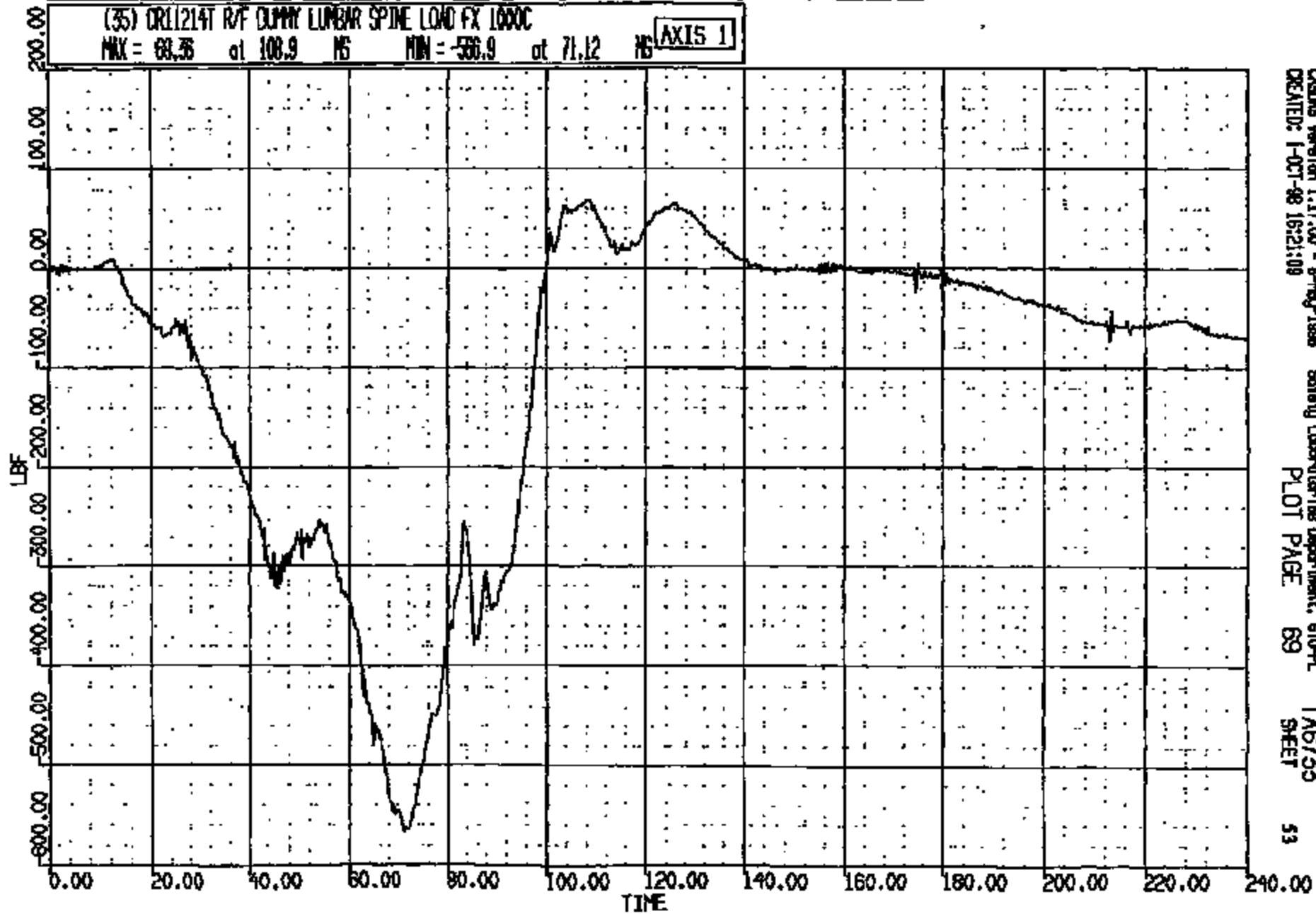


ORNLAS Version 1.17.00 - 9-May-1998 Safety Laboratories Department, G10-PL
CREATED: 1-OCT-98 16:21:06 PLOT PAGE 68 SHEET 52

CRTS 0011214

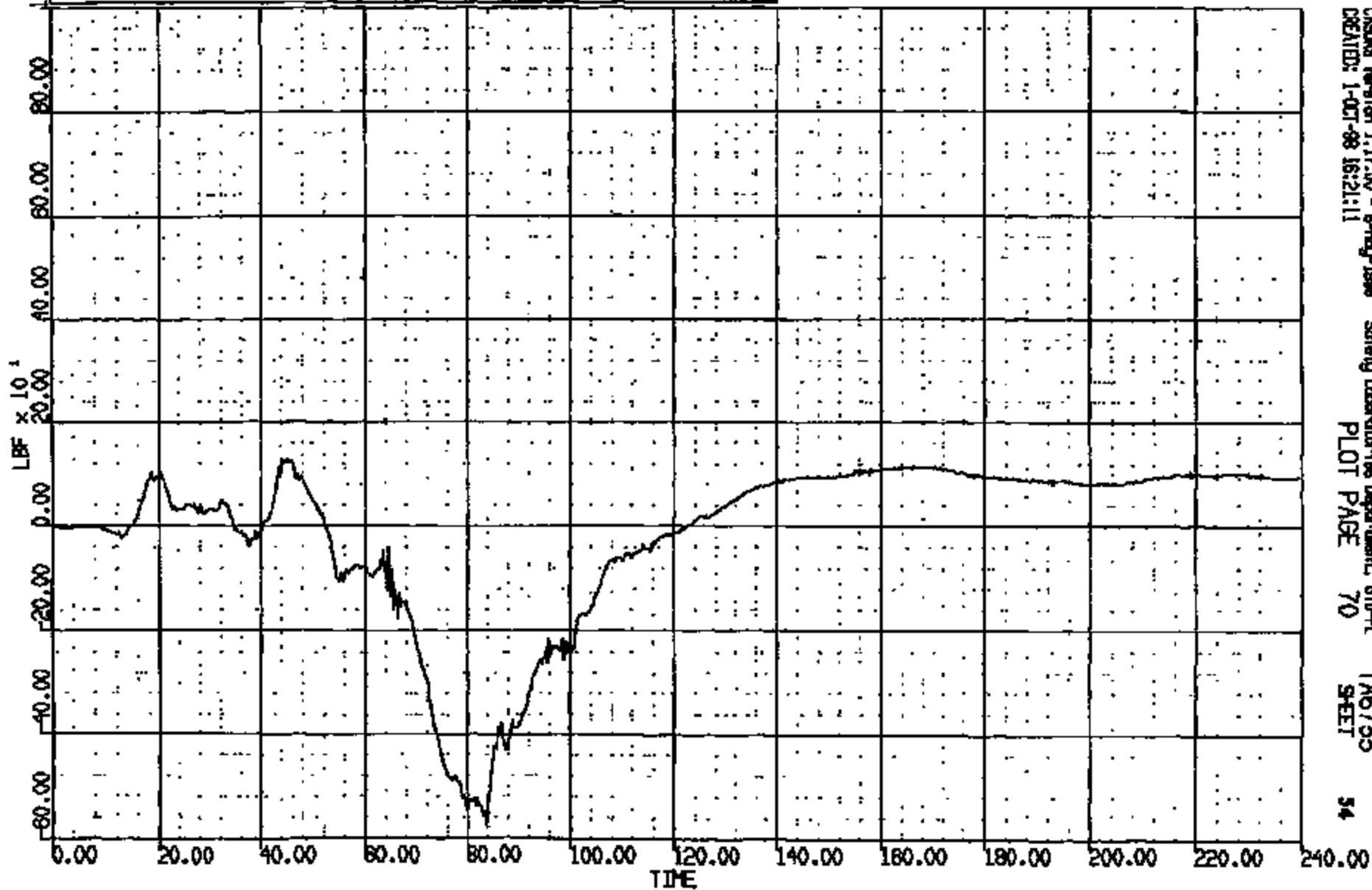
OR R: 11214 TO: TAB733 DATE: 881001 18:28:31
2000 D-188

(35) DR11214T R/F DUMMY LUMBAR SPINE LOAD FX 1000C
MAX = 68.36 at 108.9 MS MIN = -536.9 at 71.12 MS **AXIS 1**



CR R: 11214 TO: TAB753 DATE: 981001 15:28:31
2000 D-189

(36) CR11214T R/F DUMMY LUMBAR SPINE LOAD FZ 1000C
MAX = 127.4 at 45.20 MS MIN = -578.7 at 83.76 MS **AXIS 1**

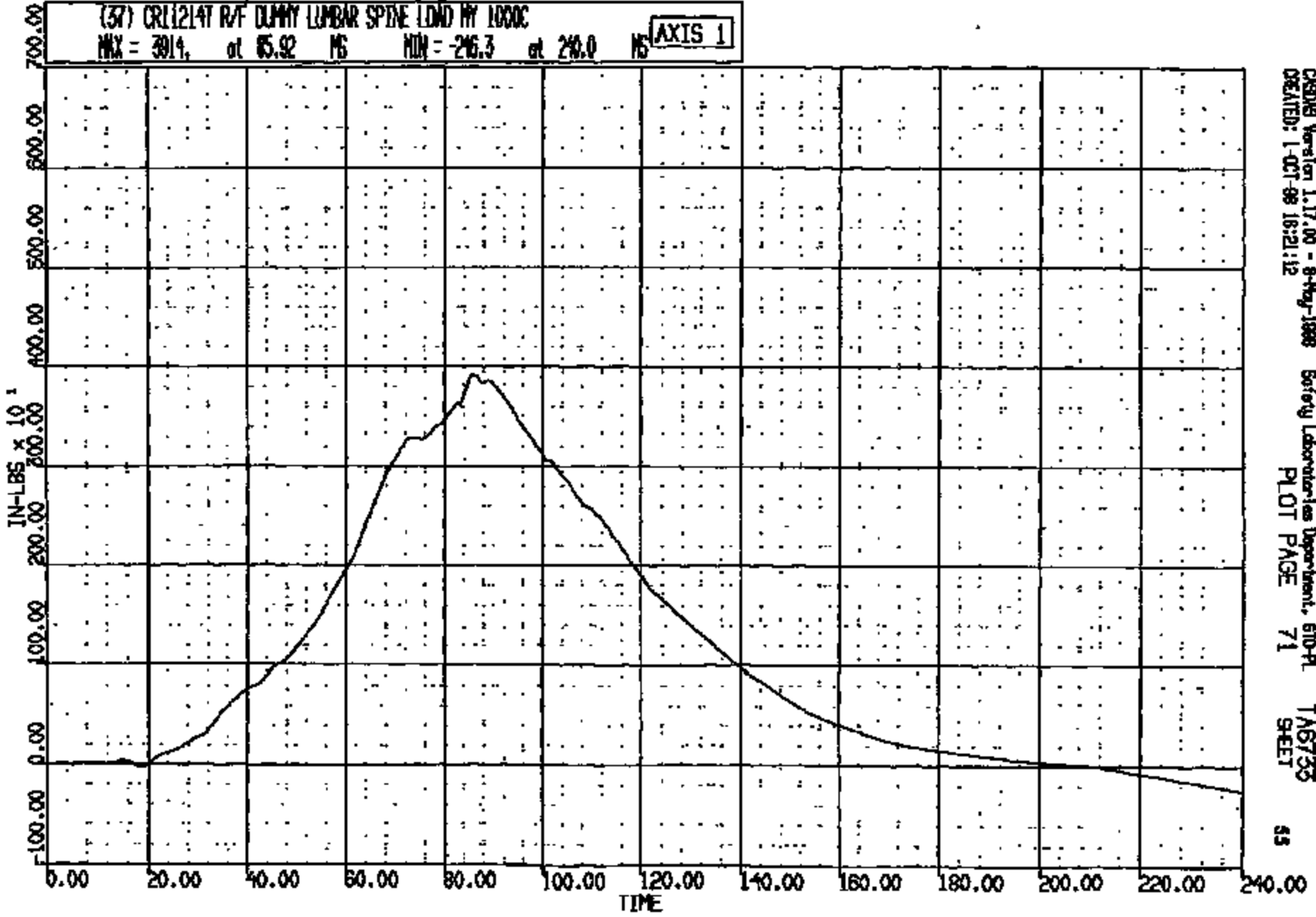


CRSNG Version 1.17.00 - 9-May-1999 Safety Laboratories Department, 610-91
CREATED: 1-07-98 16:21:11 PLOT PAGE 70 SHEET 54

CRIS 0011214

CRK R: 11214 TO: T6735 DATE: 981001 15:28:51
2000 D-188

(37) CR1214T R/F DUMMY LUMBAR SPINE LOAD BY 1000C
MAX = 391.4 at 85.92 MS MIN = -216.3 at 240.0 MS **AXIS 1**



CRKMS Version 1.17.00 - 8-May-1999 Safety Laboratories Department, 610-PL T A6735
CREATED: 1-OCT-98 16:21:12 PLOT PAGE 71 SHEET 55

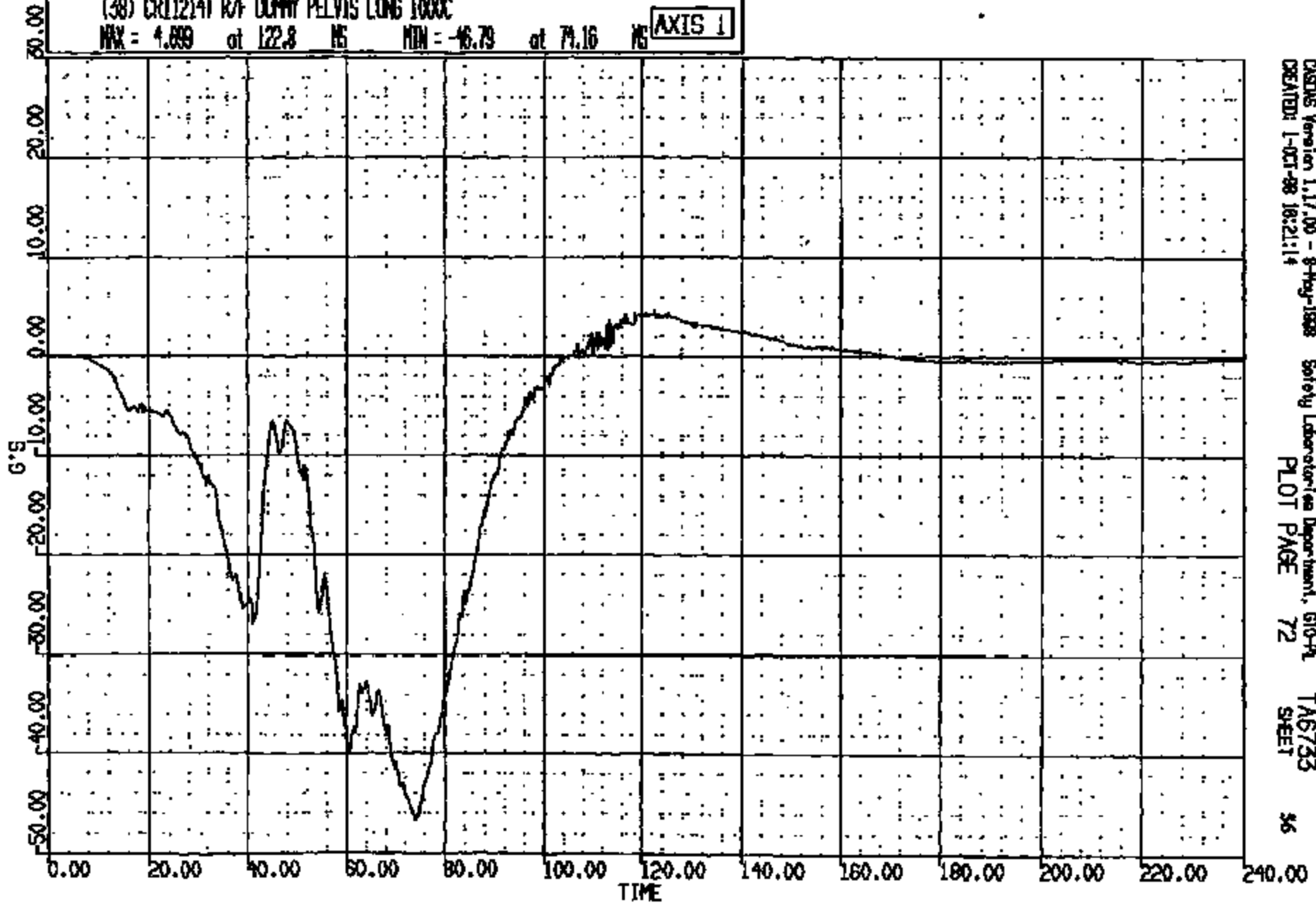
CR1214

CR #: 11214 TO: T6733 DATE: 081001 13:28:31
2000 D-188

(38) CR11214T R/F DUMMY PELVIS LONG 1000C

MAX = 4.889 at 122.8 MS MIN = -46.79 at 79.16 MS

AXIS 1

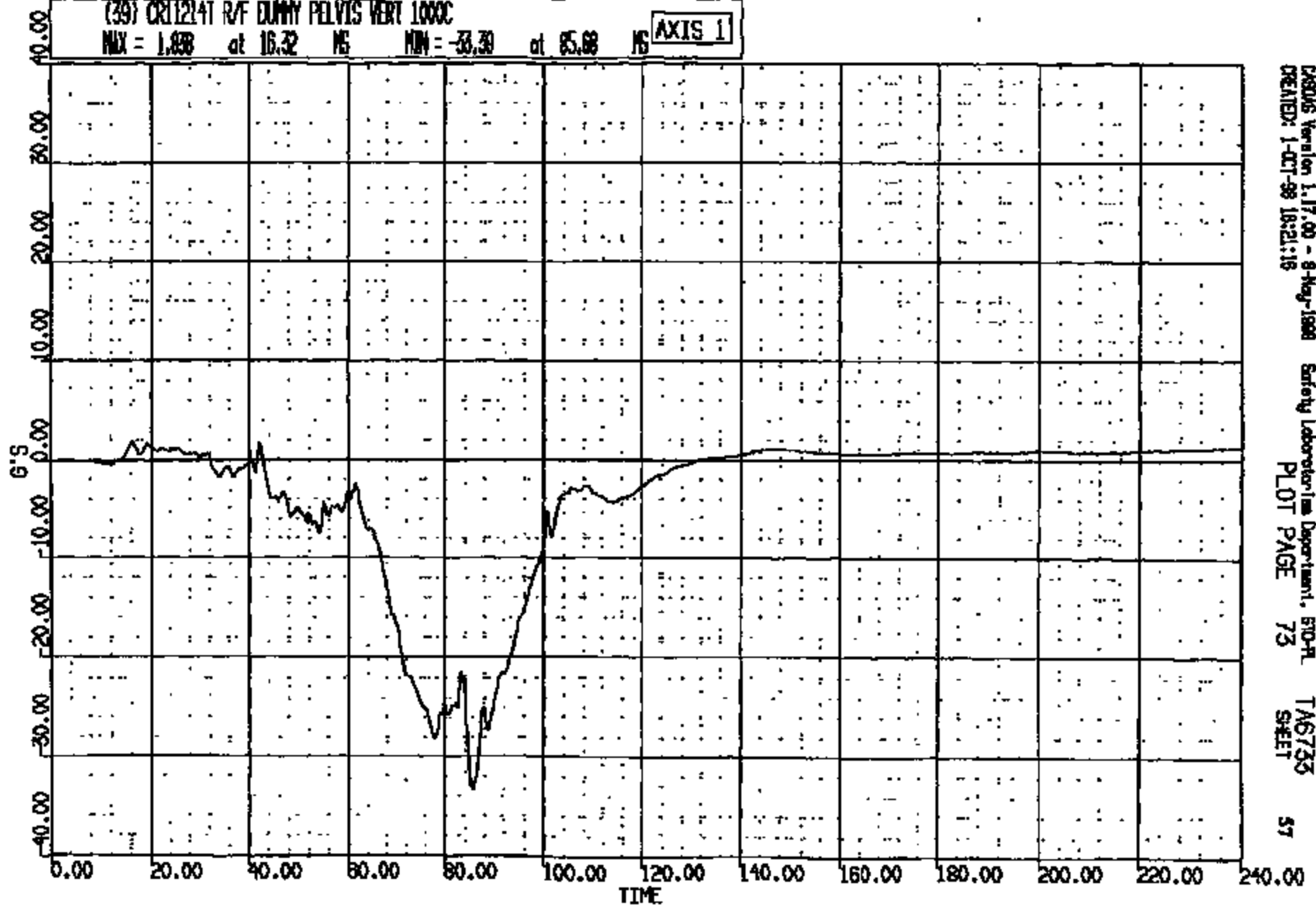


CASIS Version 1.17.00 - 8-May-1998 Safety Laboratory Department, G10-PL
CREATED: 1-01-98 16:21:14 PLOT PAGE 72 T6733 SHEET 56

CRTS 0011214

CR R: 1121* TO: TA6735 DATE: 981001 15:28:31
2000 D-188

(39) CRT1214T R/F DUMMY PELVIS VERT 1000C
MAX = 1.888 at 16.32 MS MIN = -33.30 at 85.68 MS **AXIS 1**

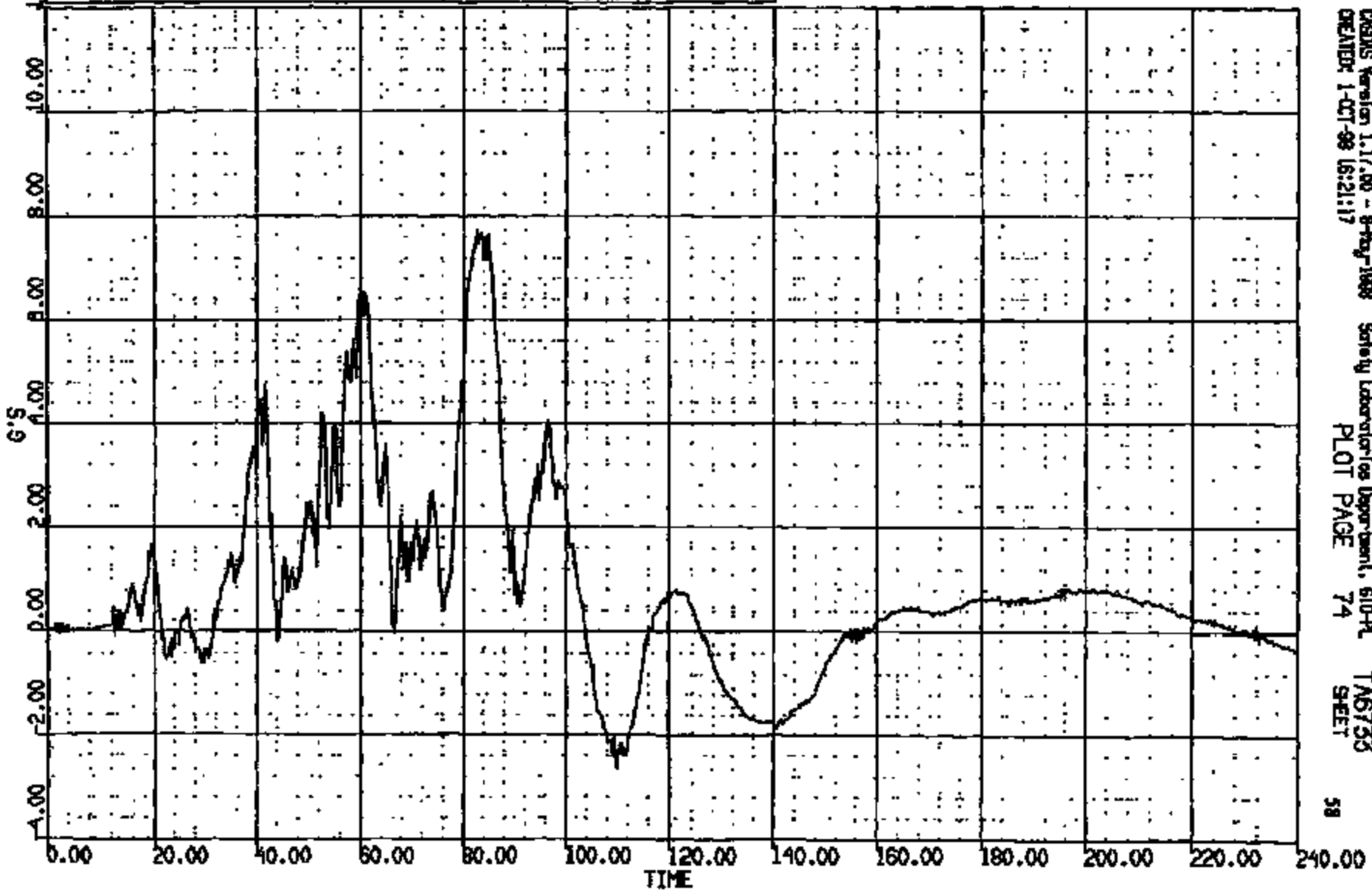


EXOS Version 1.17.00 - 9-May-1998 Safety Laboratories Department, STO-PL
CREATED: 1-OCT-98 18:21:18 PLOT PAGE 73 SHEET 57

CRTS 0011214

CR R: 11214 TD: TA6735 DATE: 981001 15:28:31
2000 0-188

(40) CR11214T R/F DUMMY PELVIS LAT 1000C
MAX = 7.75 at 82.64 MS MIN = -2.534 at 109.8 MS **AXIS 1**



CASHS Version 1.17.00 - 8-May-1999 Safety Laboratories Department, 610-P
CREATED: 1-OCT-98 16:21:17 PLOT PAGE 74 SHEET 58

CRTS 0011214

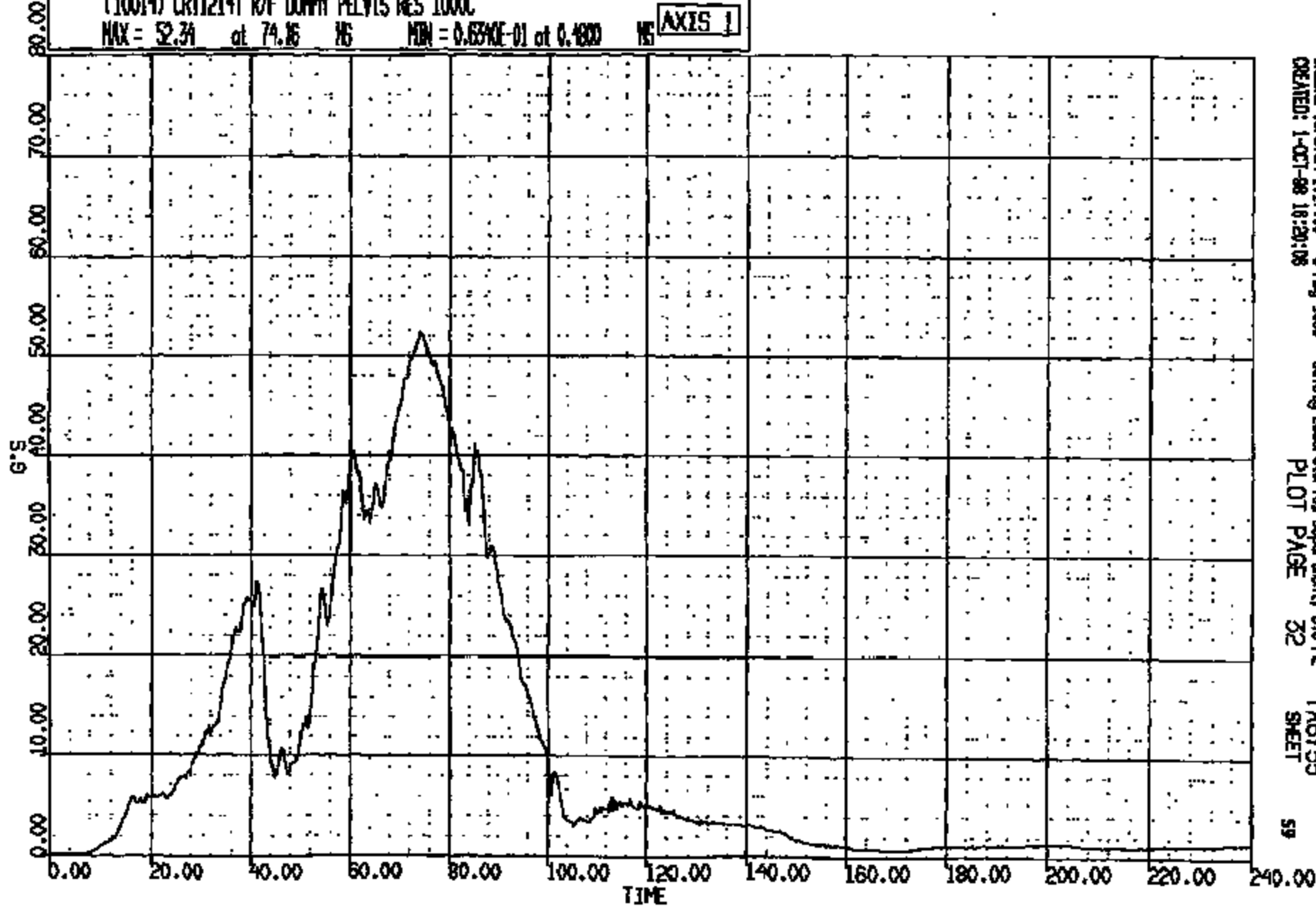
CR: 11214 TO: T6733 DATE: 881001 15:28:31

8000 D-186

(10014) CRT1214T R/F DUMMY PELVIS RES 1000C

MAX = 52.34 at 74.16 NS MIN = 0.639E-01 at 0.1800 NS

AXIS 1



CASMG Version 1.17.00 - 8-May-1988
CREATED: 1-OCT-88 18:20:08

Safety Laboratories Department, 810-PL
PLOT PAGE 32

T6733
SHEET

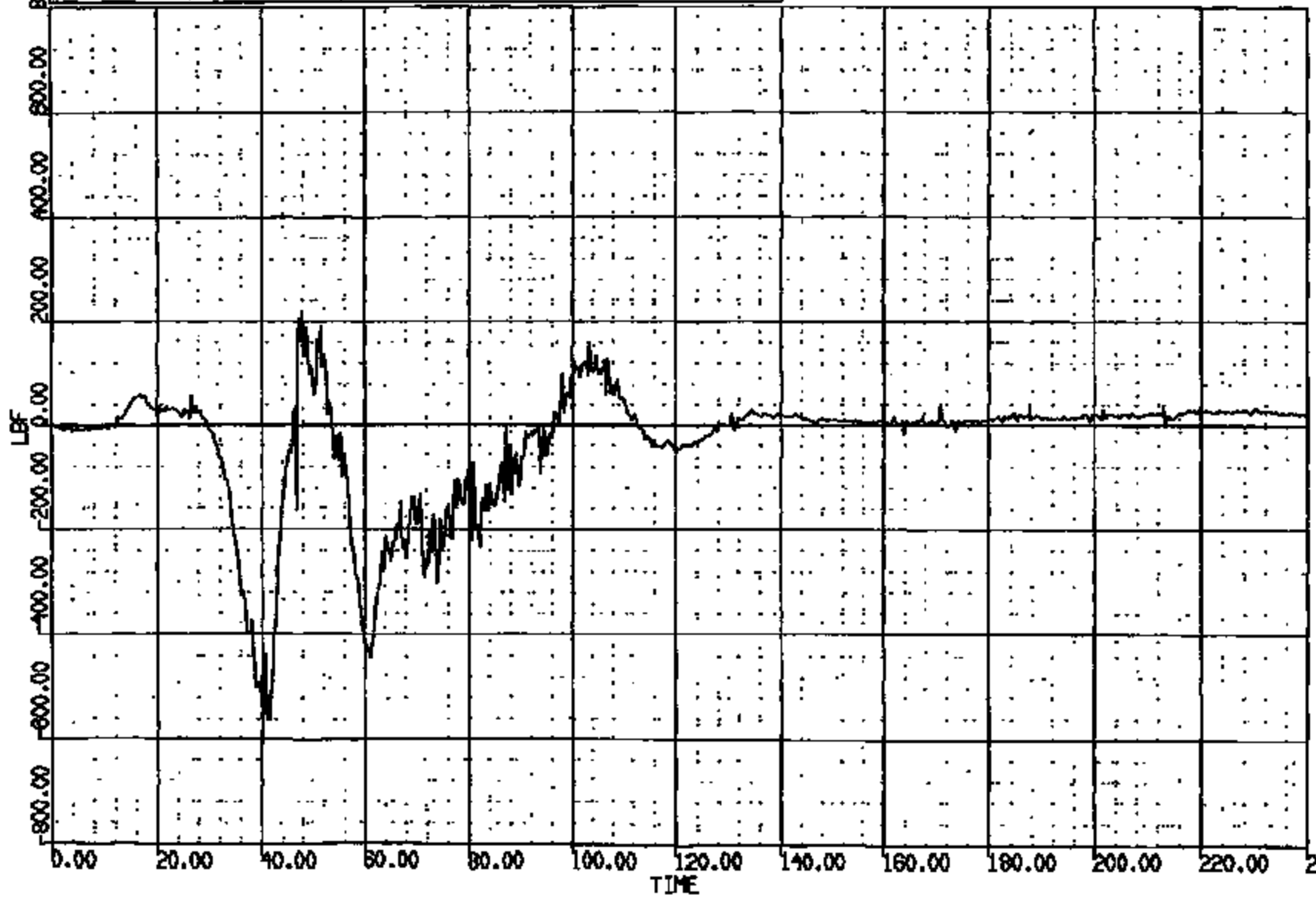
59

CRTS 0011214

NO R: 11214 TO: TA6733 DATE: 981001 15:28:31
NO00 D-198

(41) CR11214T R/F DUMMY L/FEHLR LOAD FZ 600C
MAX = 218.5 at 47.92 MS MIN = -608.7 at 49.16 MS

AXIS 1

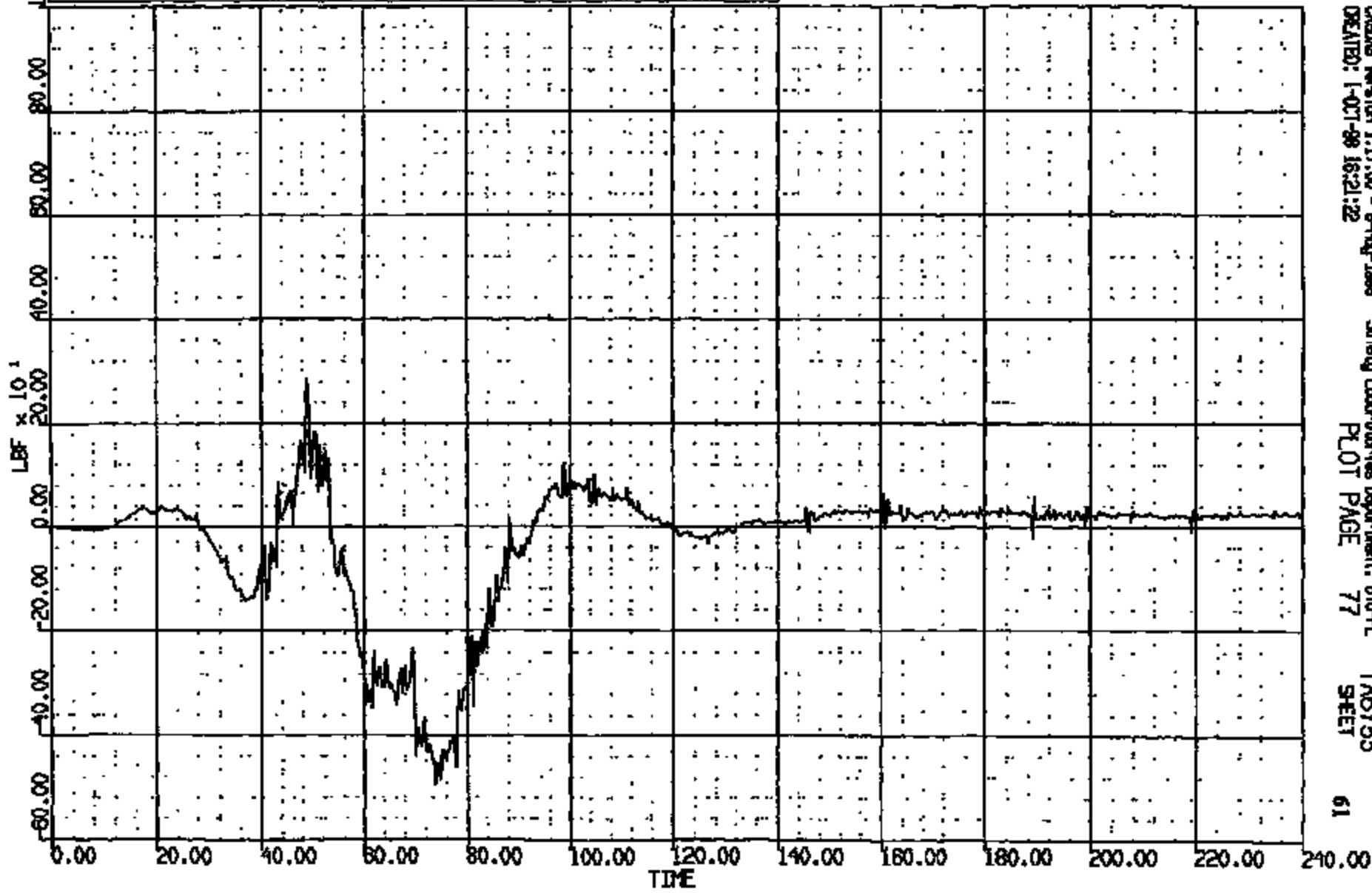


CRSIS Version 1.17.00 - 8-May-1998 Serialy Laboratories Department, GPO-PL
CREATED: 1-OCT-98 18:21:19 PLOT PAGE 75 TA6733 SHEET 60

CRIS 0011214

CR R: 11214 TO: TAG733 DATE: 981001 13:28:51
2000 D-188

(43) CRT1214T RVF DUMMY REFEROR LOAD FZ 600C
MAX = 285.8 at 48.72 MS MIN = -494.5 at 73.04 MS **AXIS 1**

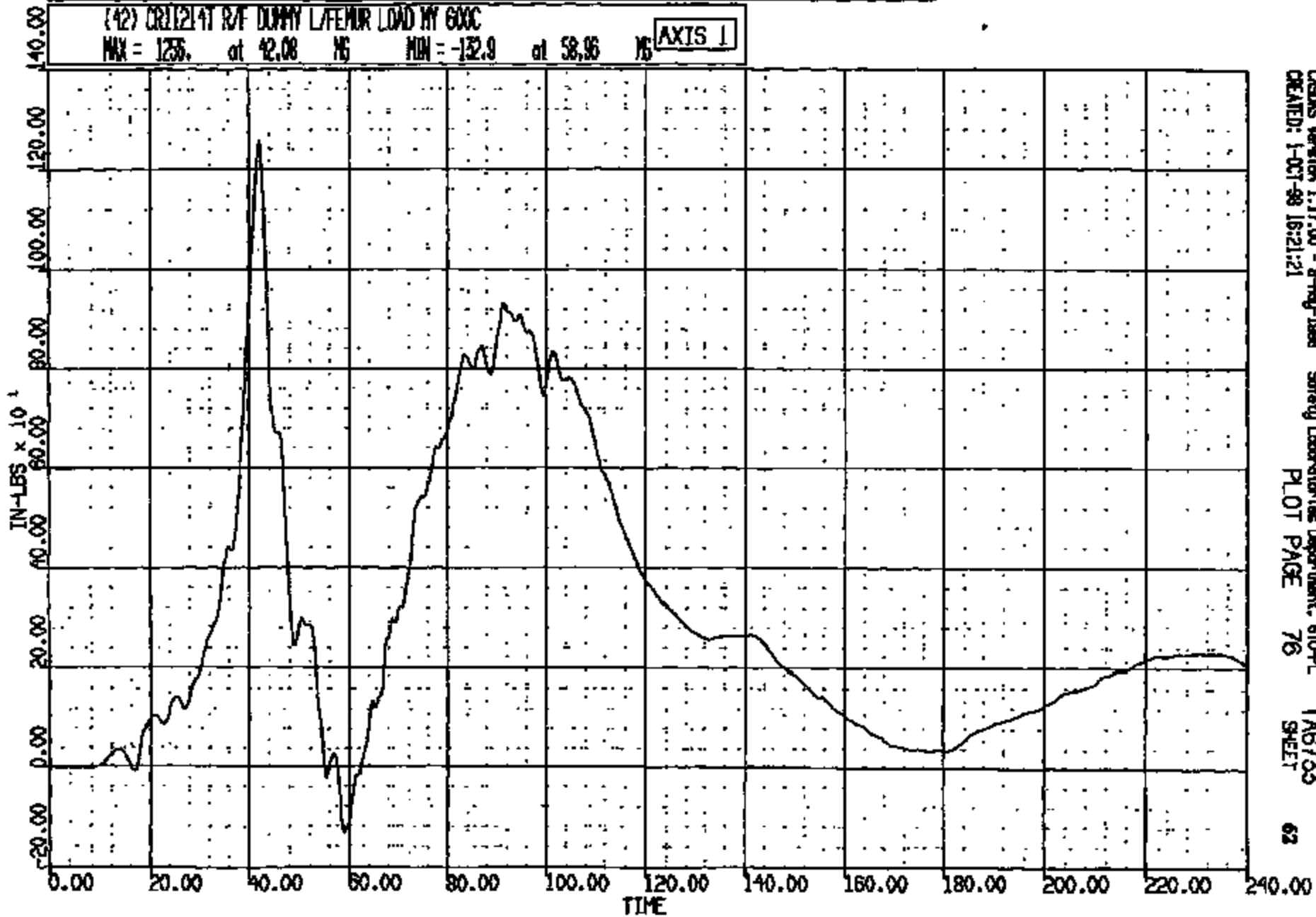


CRSIS Version 1.17.00 - 8-May-1999 Safety Laboratories Department, 610-PL TAG733
CREATED: 1-OCT-98 16:21:22 PLOT PAGE 77 SHEET 61

CRTS 0011214

CR R: 11214 TO: TAB733 DATE: 981001 15:28:31
2000 D-198

(42) CR11214T R/F DUMMY L/FEMUR LOAD BY 600C
MAX = 125.6 at 42.08 MS MIN = -132.9 at 58.96 MS AXIS 1

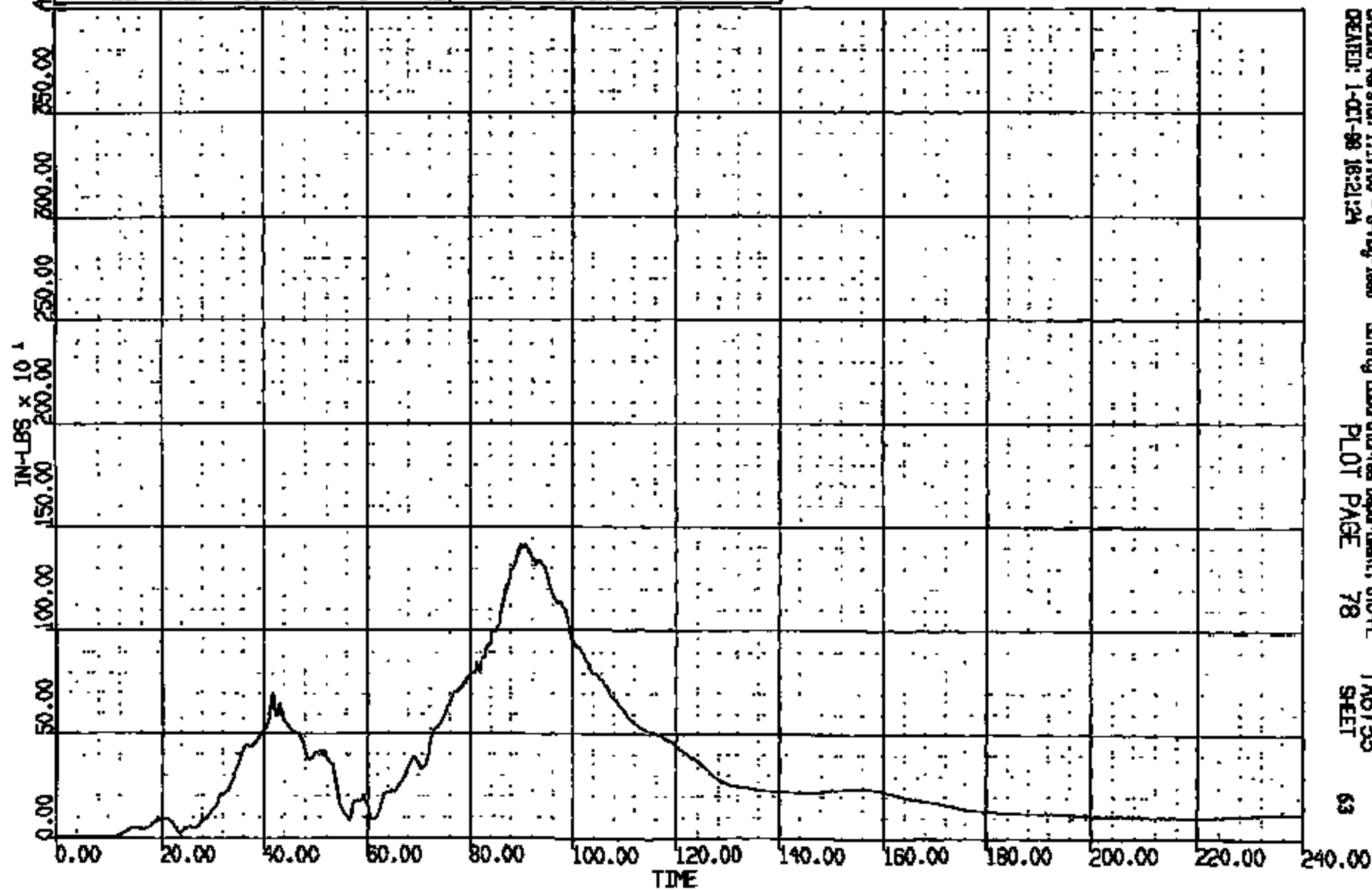


CRSIS Version 1.17.00 - 8-May-1989 Safety Laboratories Department, 610-PL
CREATED: 1-OCT-98 16:21:21 PLOT PAGE 76 SHEET 62

CRIS 0011214

CR R: 11214 TO: TAs733 DATE: 881001 15:28:31
2000 D-188

(44) CRTS1214T R/F DUMMY R/FEMUR LOAD BY 600C
MAX = 1413. at 89.92 MS MIN = 4.224 at 10.40 MS **AXIS 1**



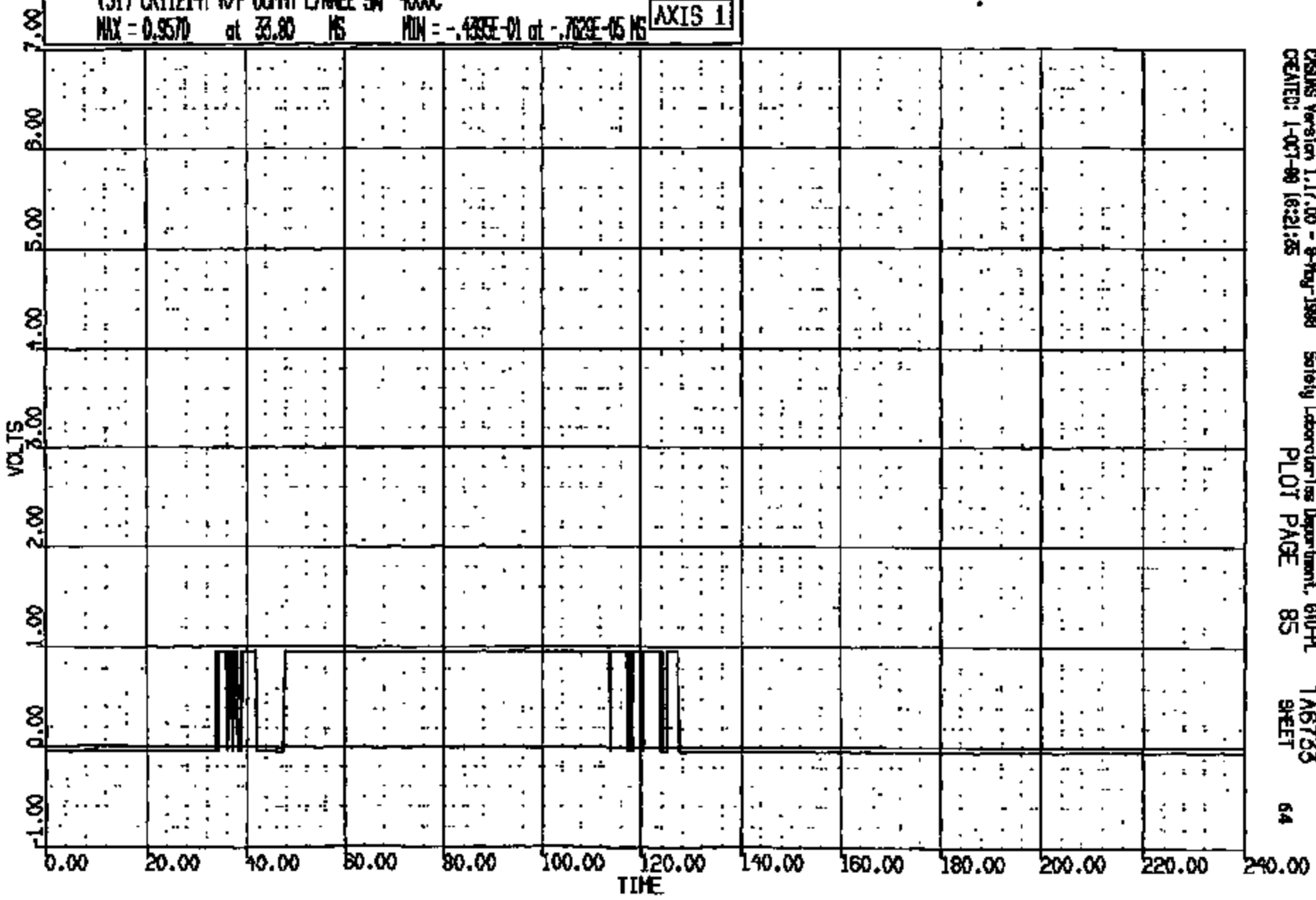
OSGMS Version 1.17.00 - 8-May-1988 Safety Laboratories Department, 610-PL TAs733
CREATED: 1-OCT-98 16:21:24 PLOT PAGE 78 SHEET 63

CRTS 0011214

CR RI 11214 TO: TAB733 DATE: 981001 15:28:31
2000 D-186

(51) CR11214T R/F DUMMY L/WEE SW 4000C
MAX = 0.9570 at 33.80 NS MIN = -.433E-01 at -.762E-05 NS

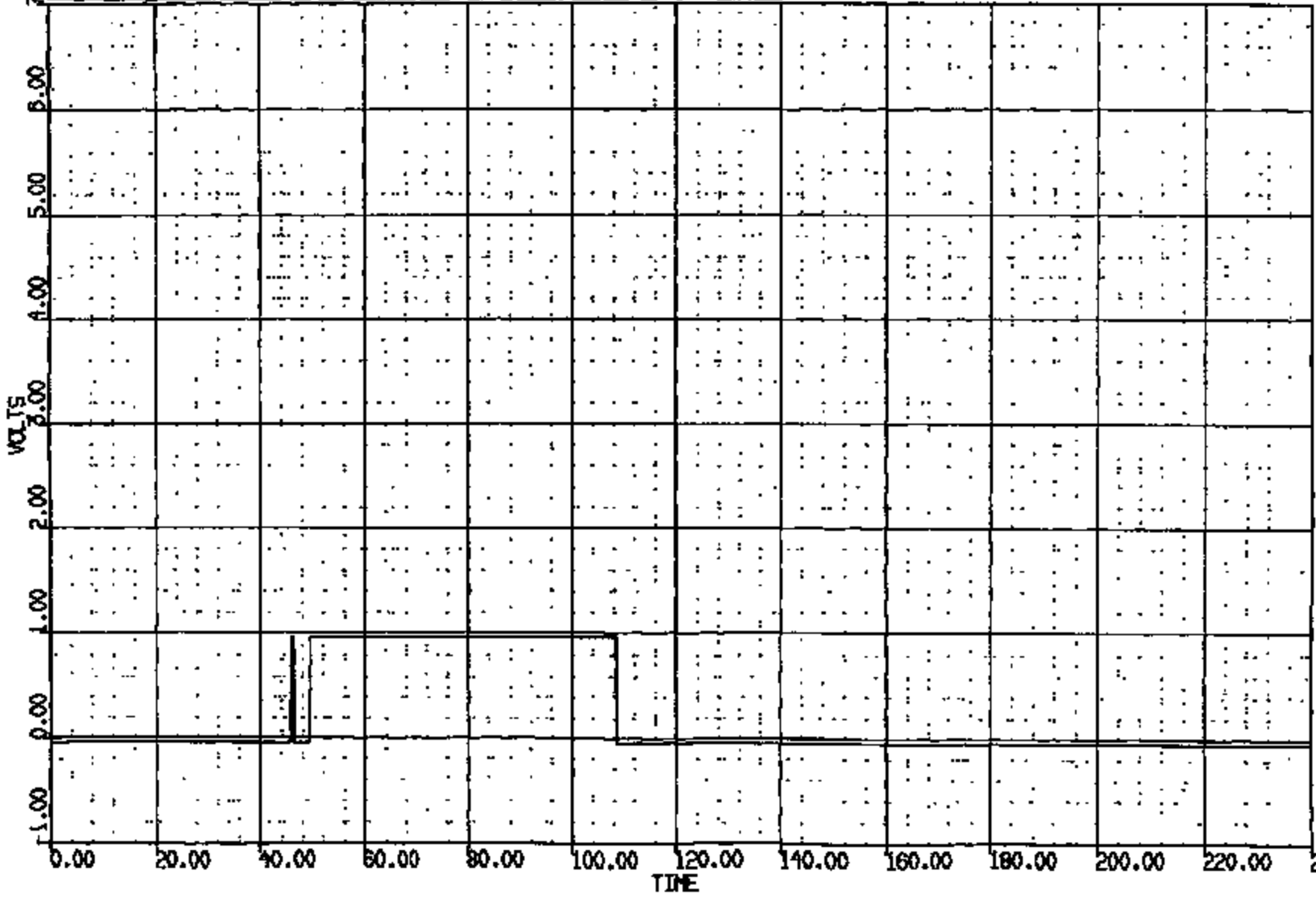
AXIS 1



CR R: 11214 TO: TA6733 DATE: 981001 15:29:51
2000 D-188

(S2) CR11214T R/F DUMMY R/KNEE SN 4000
MAX = 0.9570 at 45.80 MS MIN = -.4395E-01 at -.7829E-05 MS

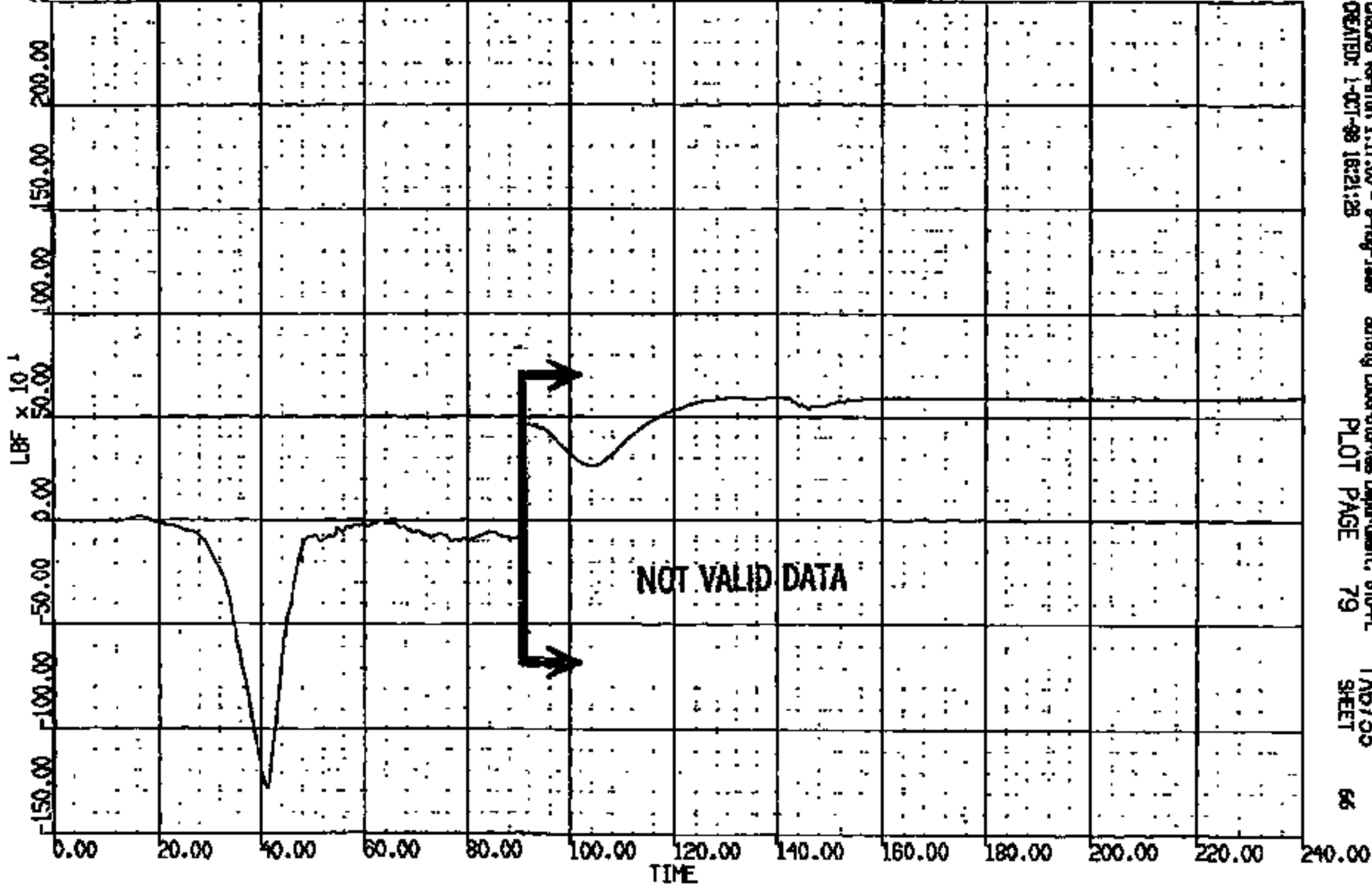
AXIS 1



CASMS Version 1.17.00 - 8-May-1998 Safety Laboratories Department, 810-PL
CREATED: 1-OCT-99 16:21:28 PLOT PAGE 86 TA6733 SHEET

CR R: 11214 TO: TAG758 DATE: 981001 15:28:31
2000 D-189

(45) CR112141 R/F CLIPPY LAP/TIBIA LOAD FZ 600C
MAX = 504.0 at 182.2 MS MIN = -1284. at 41.20 MS **AXIS 1**

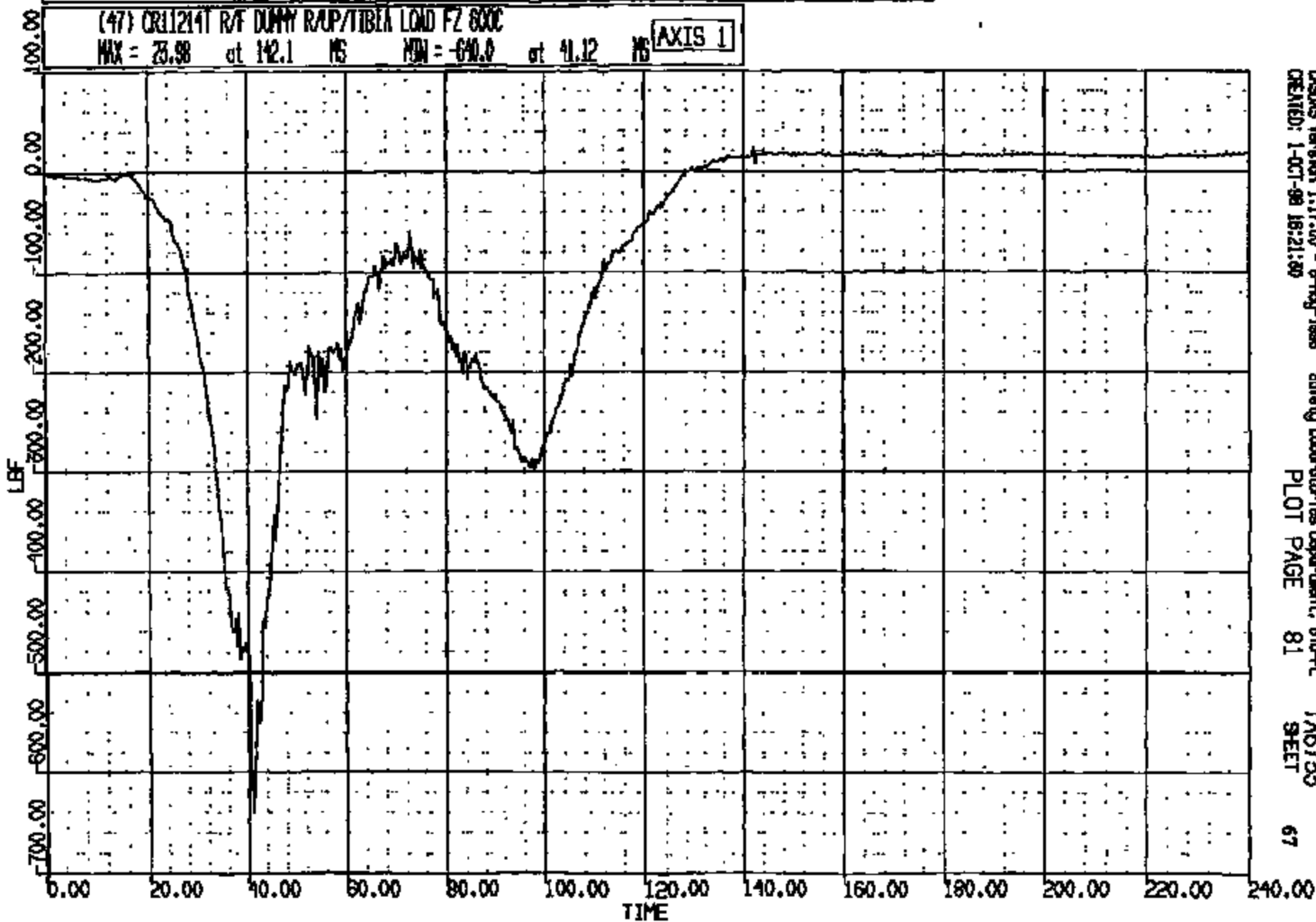


CR R: 11214 TO: TA6733 DATE: 081001 15:28:31
2000 D-198

(47) CR11214T R/F DUMMY R/UP/TIBIA LOAD FZ 600C

MAX = 23.98 at 142.1 MS MIN = -640.0 at 41.12 MS

AXIS 1



DSAS Version 1.17.00 - 8-Aug-1998
CREATED: 1-OCT-98 16:21:00

Safety Laboratories Department, B10-PL
PLOT PAGE 81

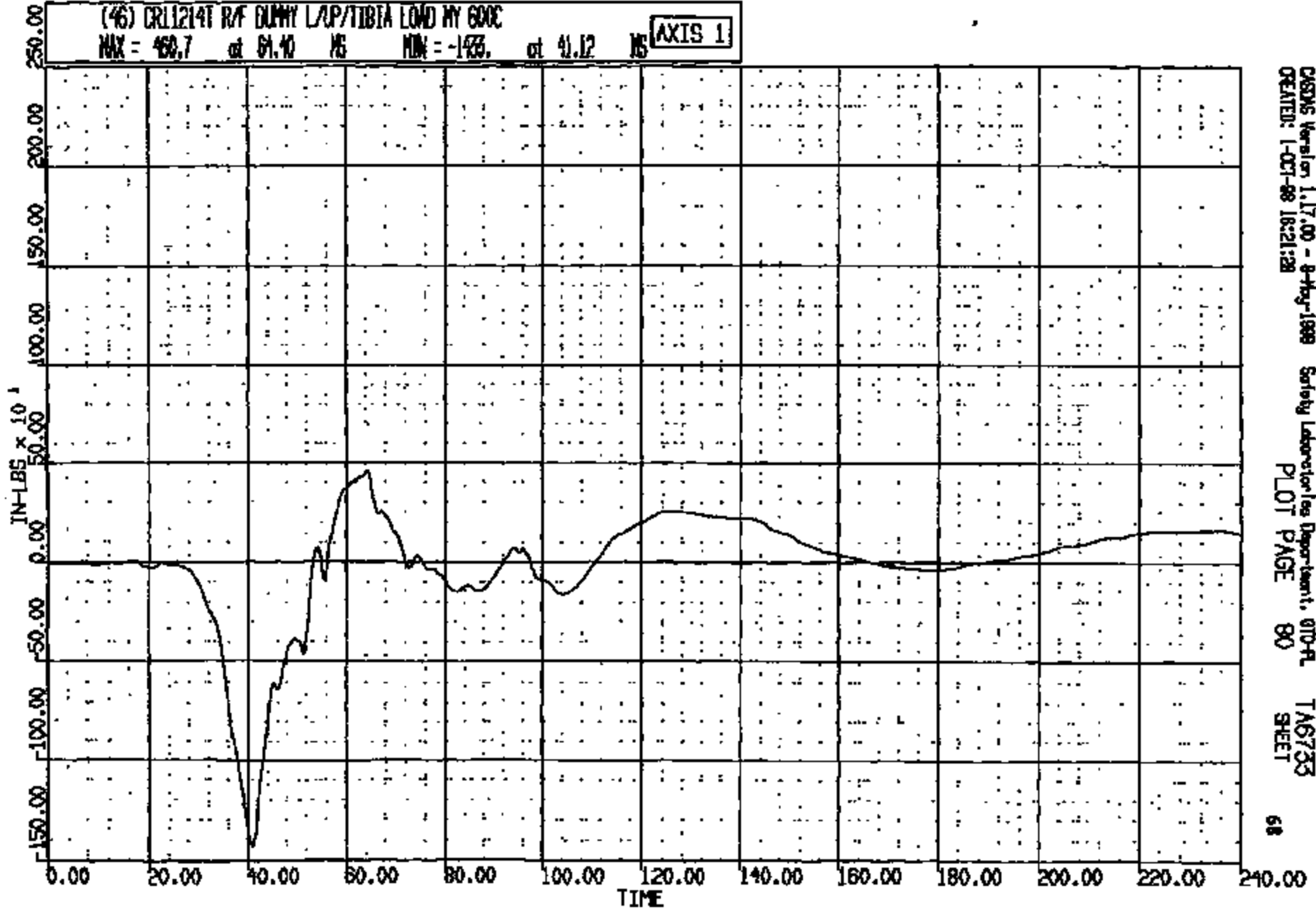
TA6733
SHEET

67

CRIS 0011214

CR R: 11214 TO: TA6733 DATE: 981001 15:28:31
2000 D-186

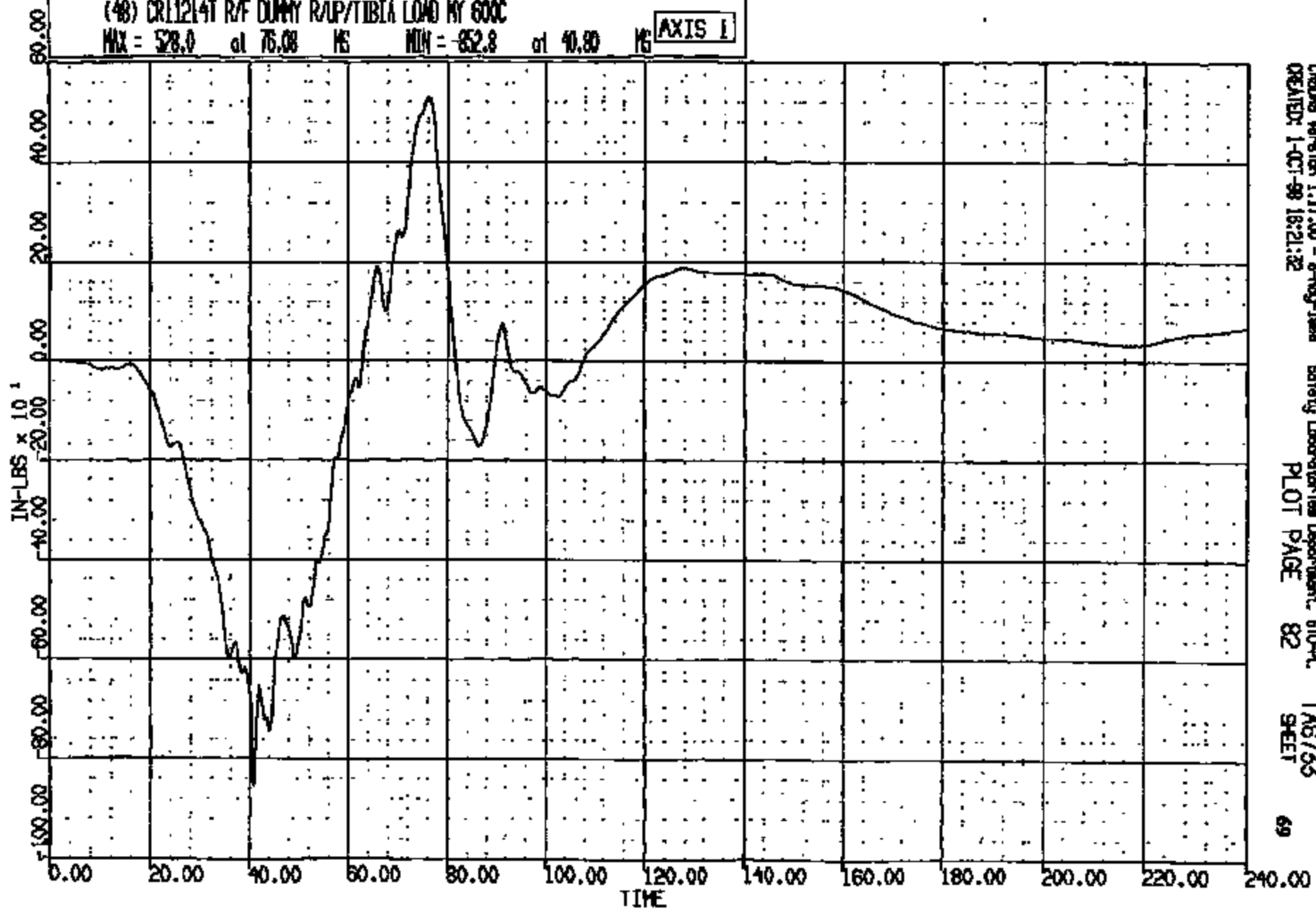
(46) CRL1214T R/F DUMMY L/P/TIBIA LOAD MY 600C
MAX = 480.7 at 61.40 MS MIN = -143. at 41.12 MS [AXIS 1]



CASIMS Version 1.17.00 - 8-Feb-1999 Safety Laboratories Department, 010-FL
CREATED: 1-OCT-98 16:21:28 PLOT PAGE 80 TA6733
SHEET

CR: 11214 TO: TAG755 DATE: 981001 15:28:31
2000 D-199

(48) CR11214T R/F DUMMY R/UP/TIBIA LOAD NY 600C
MAX = 528.0 at 75.08 MS MIN = -352.8 at 40.80 MS **AXIS 1**

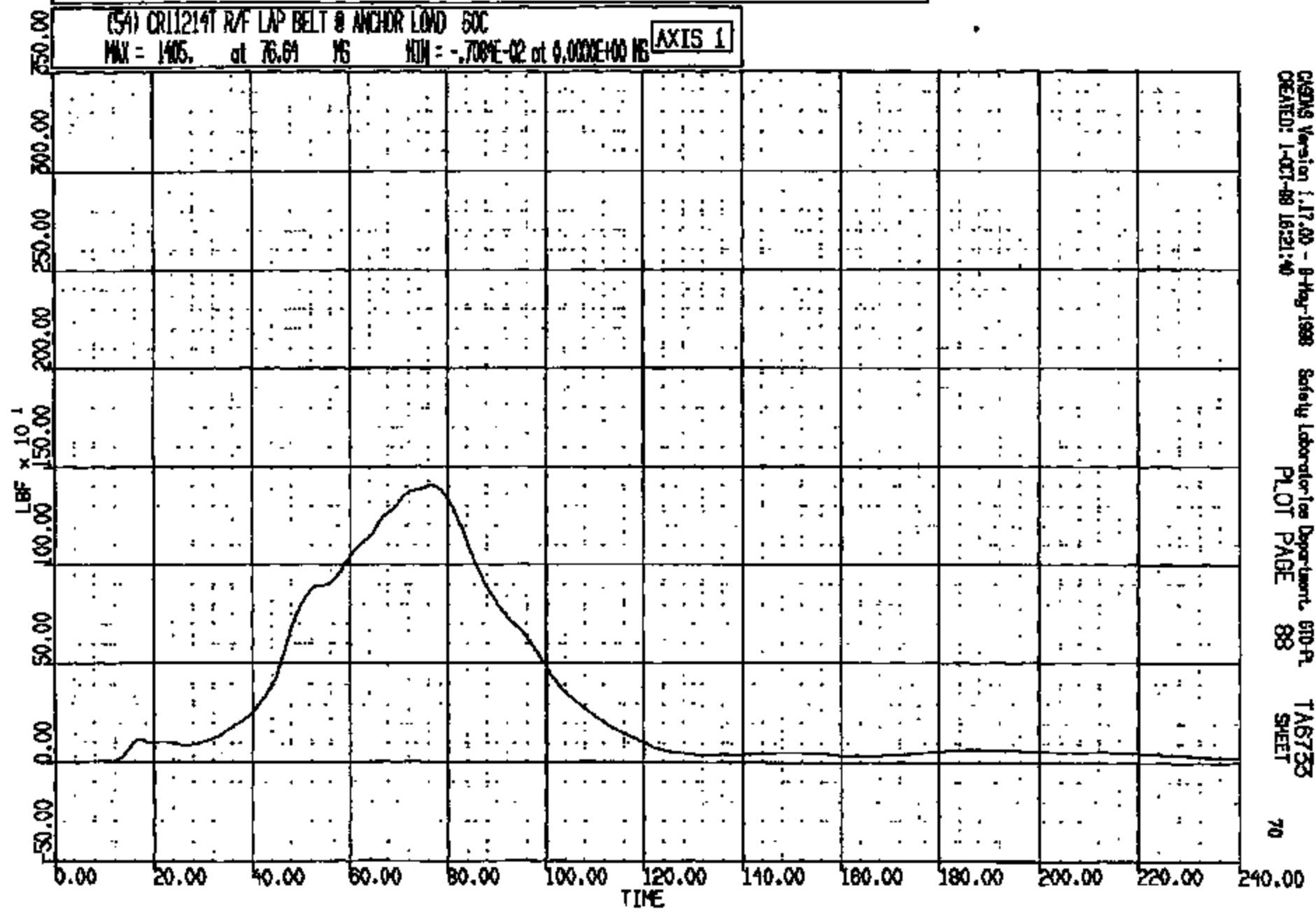


CRS05 Version 1.17.00 - 8-Feb-1998 Safety Laboratory Department, 510-PL TAG755
CREATED: 1-OCT-98 16:21:32 PLOT PAGE 82 SHEET 69

CRIS 0011214

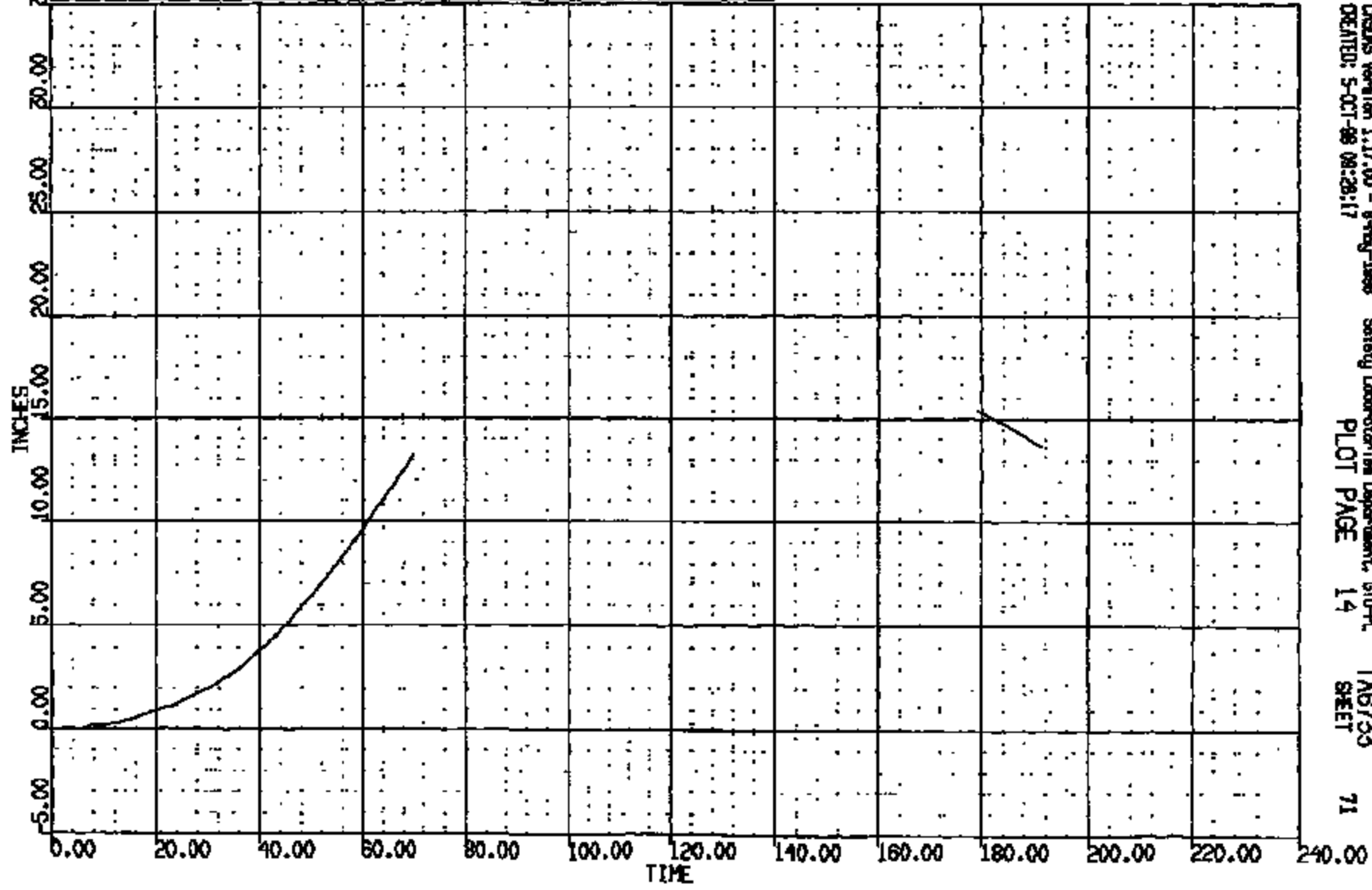
CR #: 11214 TO: TA6735 DATE: 981001 15:28:31
2000 D-188

(54) CR11214T R/F LAP BELT @ ANCHOR LOAD SOC
MAX = 1405. at 76.64 MS MIN = -.708E-02 at 0.000E+00 MS **AXIS 1**



CR R: 11214 TO: TA6733 DATE: 981001 15:28:31
2000 0-189

(0) CR11214 R S HEAD PASS WRT R INR AT B PL LONG DISP
MAX = 15.41 at 179.1 NS MIN = -.144E-01 at 0.950 NS **AXIS 1**

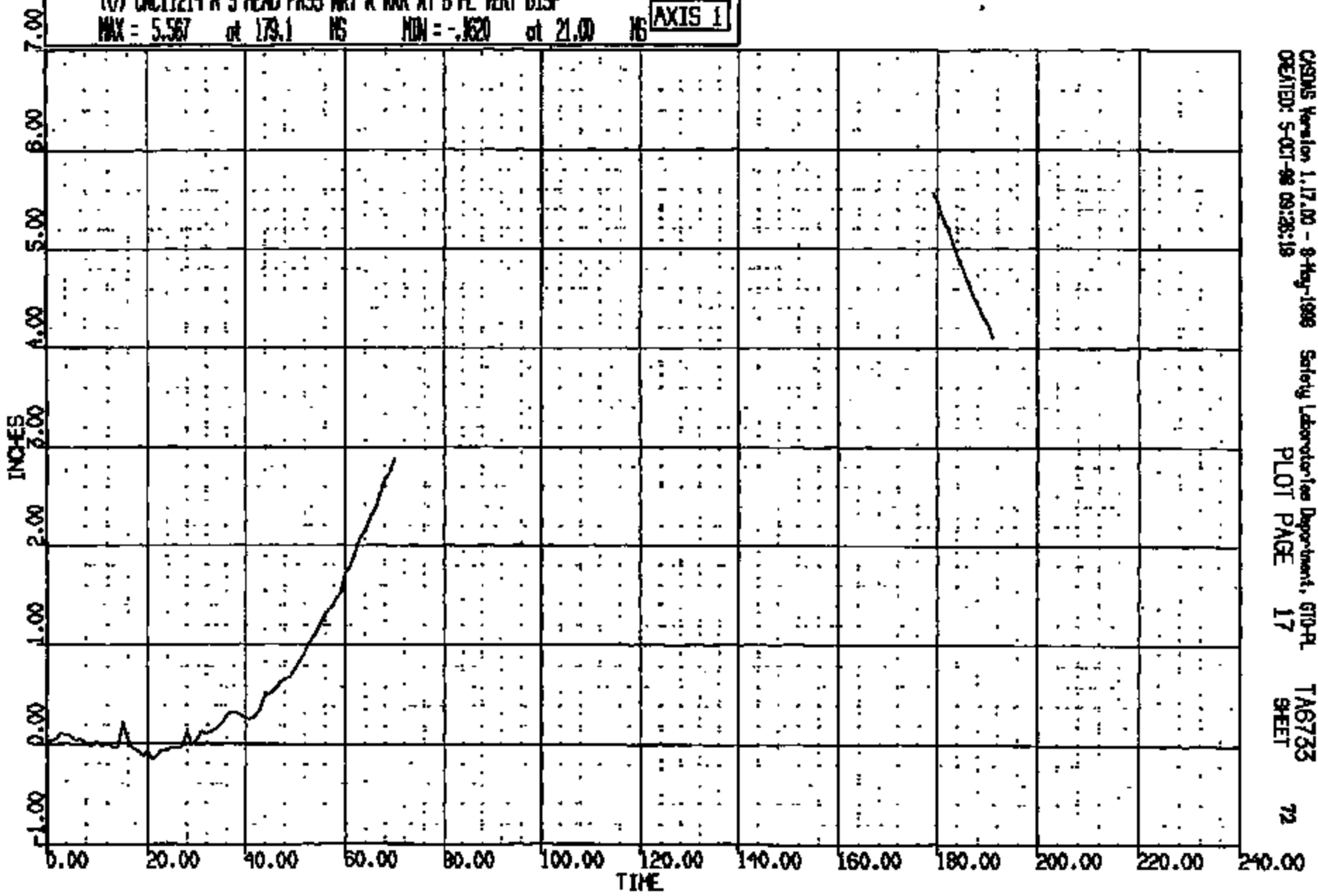


CRSIS Version 1.17.00 - 8-Aug-1998 Safety Laboratories Department, 310-PL
CREATED: 5-OCT-98 08:28:17 PLOT PAGE 14 TAG733
71 SHEET

CRTS 0011214

CR R: 11214 TO: TA6733 DATE: 991001 15:28:31
2000 D-185

(0) CR11214 R 5 HEAD PASS NRT R INR AT B FL VERT DISP
MAX = 5.567 at 179.1 NS MIN = -.8520 at 21.00 NS **AXIS 1**



CASIMS Version 1.17.00 - 8-May-1998 Safety Laboratories Department, G10-FL
CREATED: 5-OCT-98 09:28:19 PLOT PAGE 17 TA6733 SHEET 72

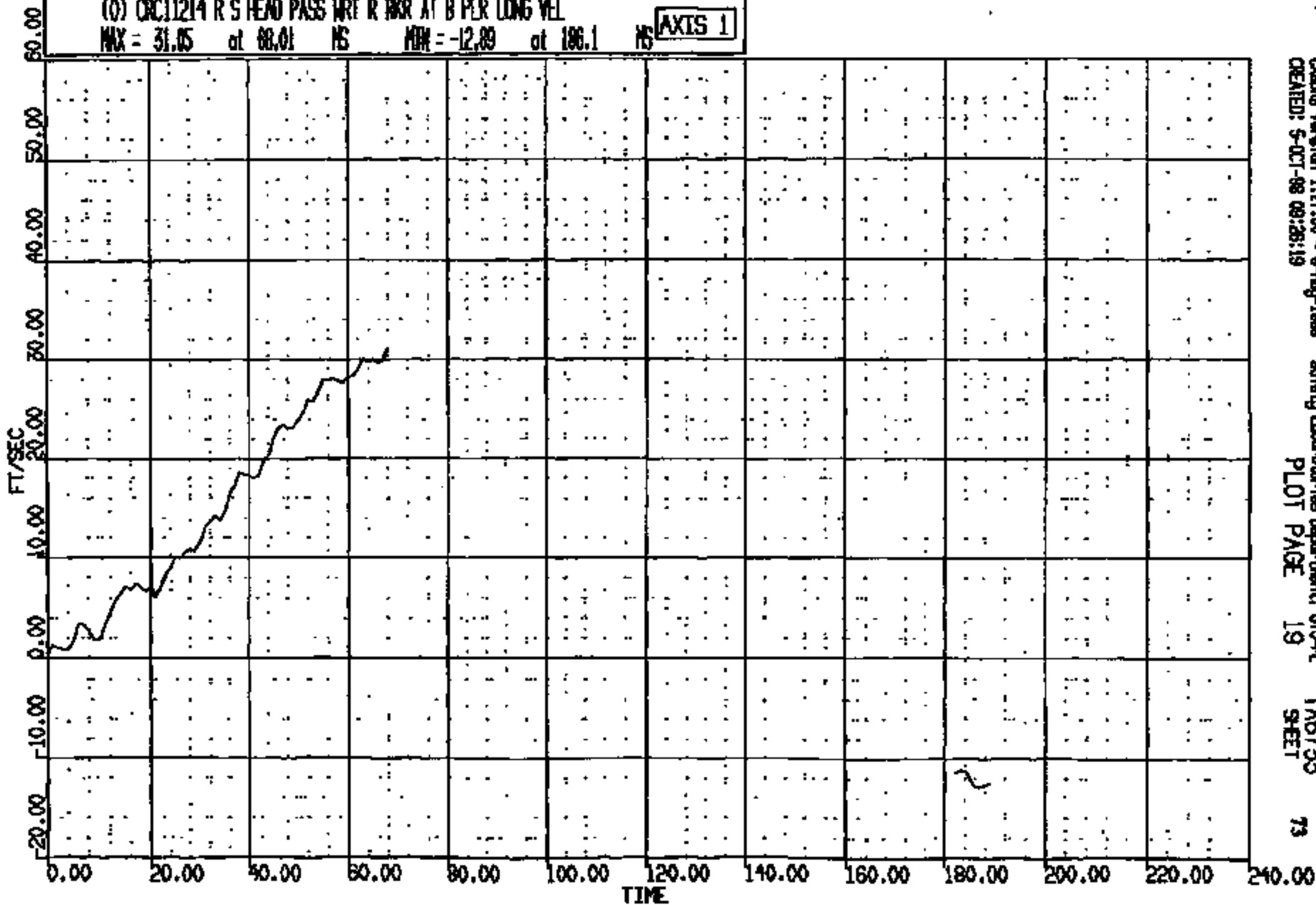
CRIS 0011214

CR R: 11214 TO: TAB733 DATE: 081001 15:28:31
2000 D-188

(0) CR01214 R S HEAD PASS WRT R TRK AT B PLR LONG VEL

MAX = 31.05 at 08.01 NS MIN = -12.89 at 186.1 NS

AXIS 1



CRAB Version 1.17.00 - 8-May-1998
CREATED: 5-OCT-98 09:26:19

Safety Laboratories Department, 610-PL
PLOT PAGE 19

TAB733
SHEET

73

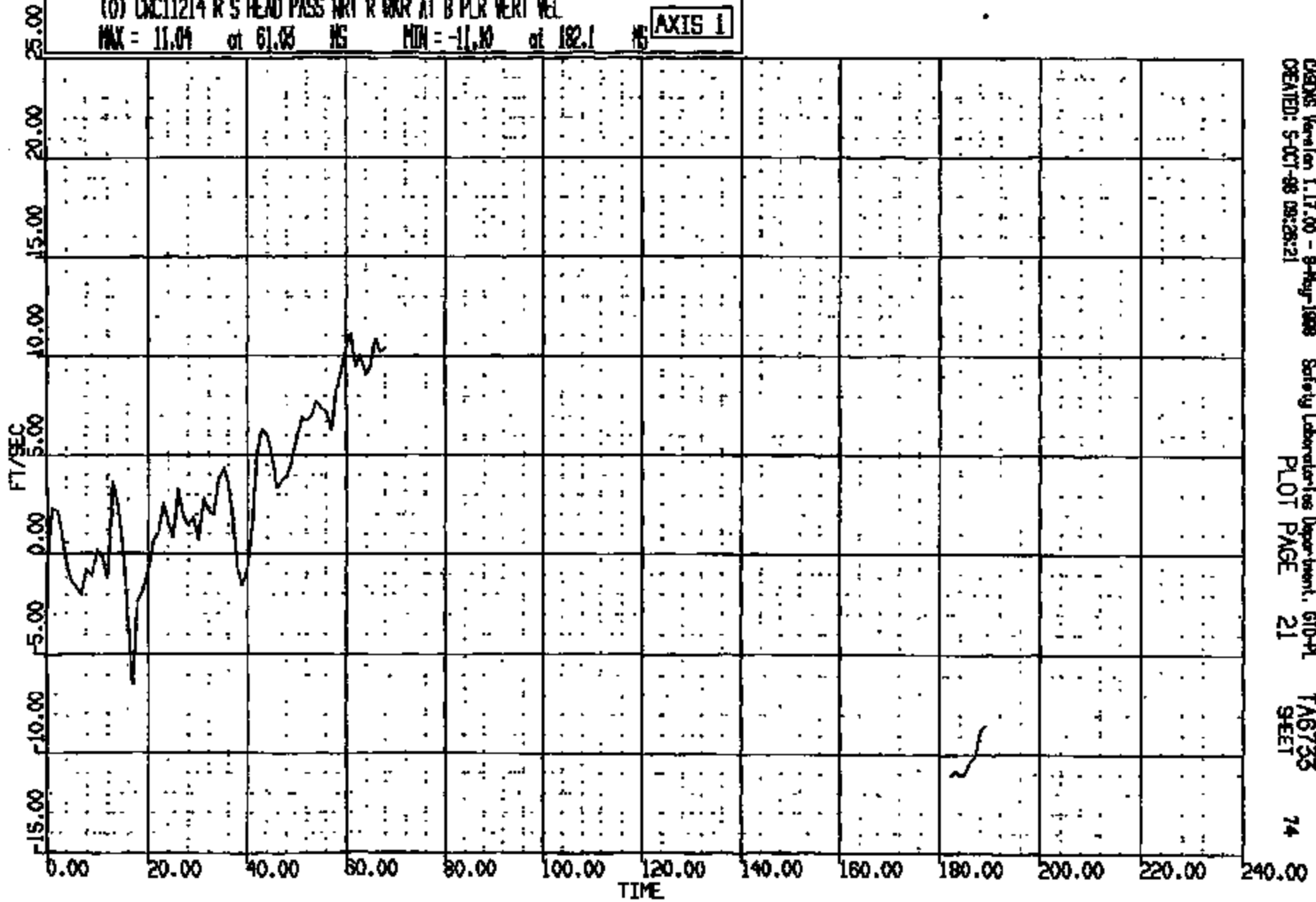
CRIS 0011214

CR R: 11214 TO: TA6733 DATE: 991001 15:28:31
2000 D-198

(0) CR:11214 R S HEAD PASS NRT R OKR AT B PLR VERT VEL

MAX = 11.04 at 61.03 MS MIN = -11.30 at 182.1 MS

AXIS 1



CRS05 Version 1.17.00 - 9-Aug-1998
CREATED: 5-OCT-98 09:28:21

Safety Laboratories Department, 610-PL
PLOT PAGE 21

TA6733
SHEET

74

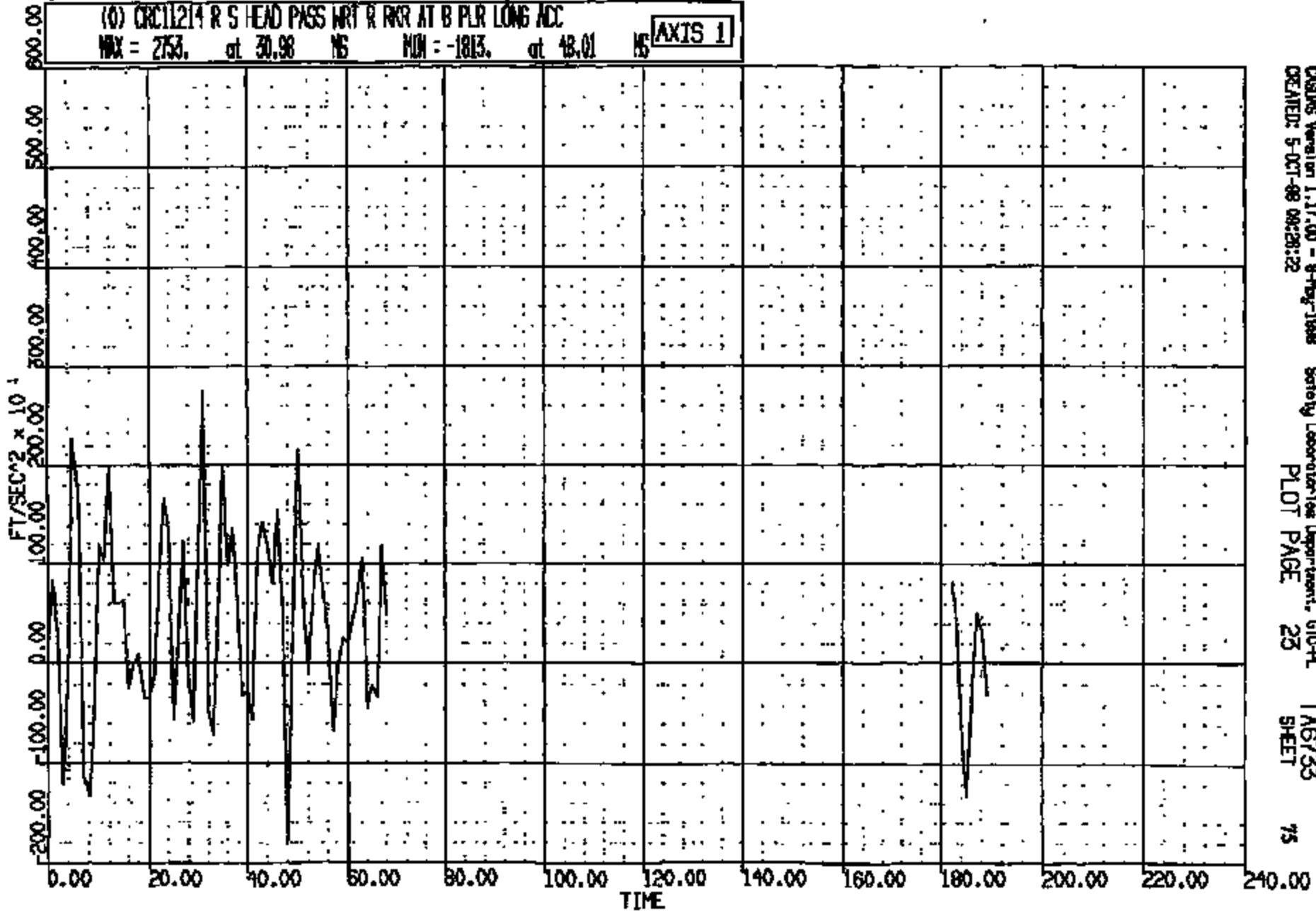
CRIS 0011214

CR R: 11214 TO: TAG733 DATE: 981001 15:26:31
8000 0-188

(0) CR11214 R S HEAD PASS WRT R RCR AT B PLR LONG ACC

MAX = 2753. at 30.98 NS MIN = -1813. at 48.01 NS

AXIS 1



CASDS Version 1.17.00 - 8-May-1998
CREATED: 5-OCT-98 08:28:22

Safety Laboratory Department, GTO-PL
PLOT PAGE 23

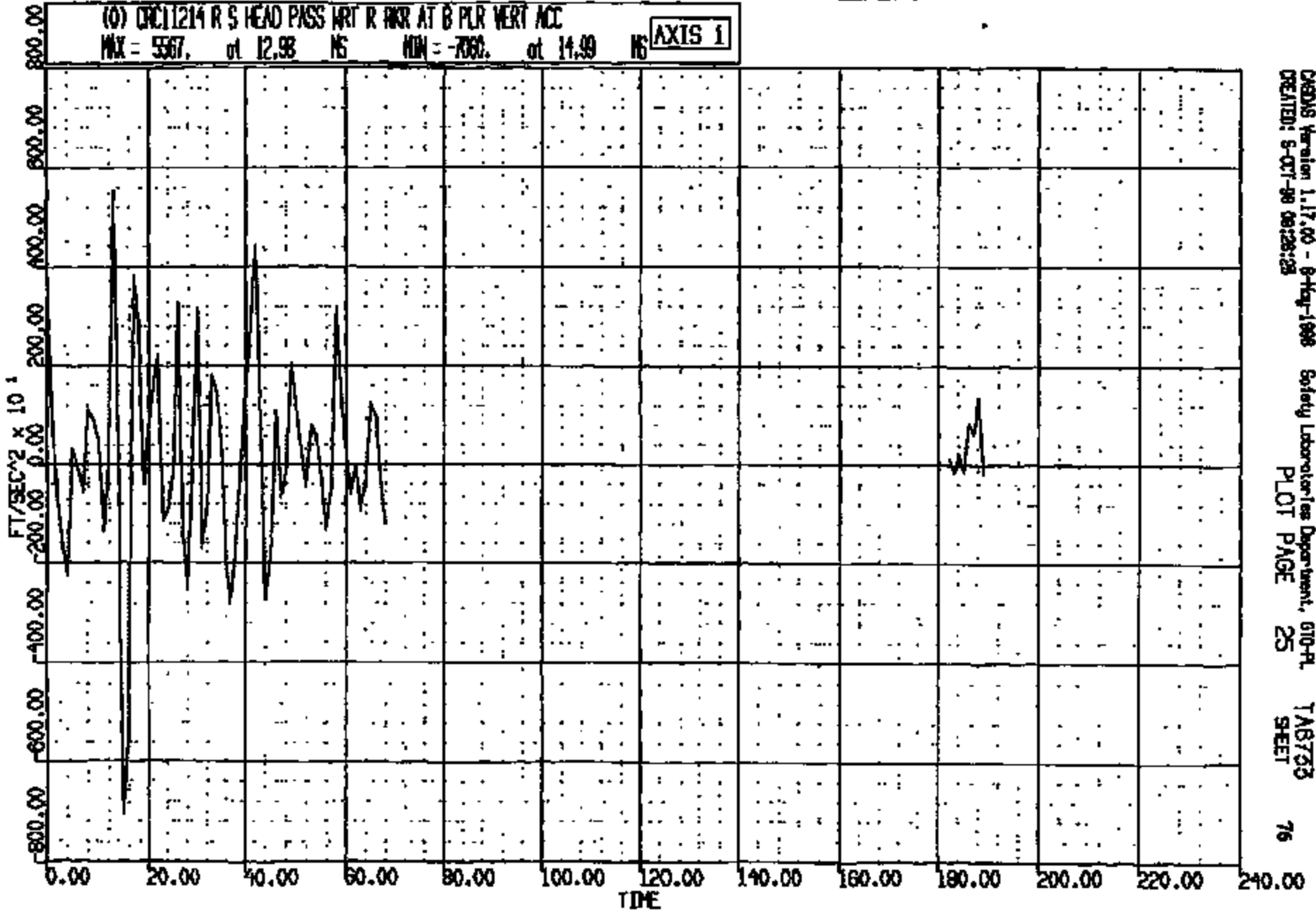
TAG733
SHEET

75

CRIS 0011214

CR R: 11214 TO: TAB733 DATE: 981001 15:28:51
8000 D-188

(0) CR11214 R S HEAD PASS WRT R RWR AT B PLR VERT ACC
MAX = 5567. at 12.98 MS MIN = -7060. at 14.99 MS **AXIS 1**

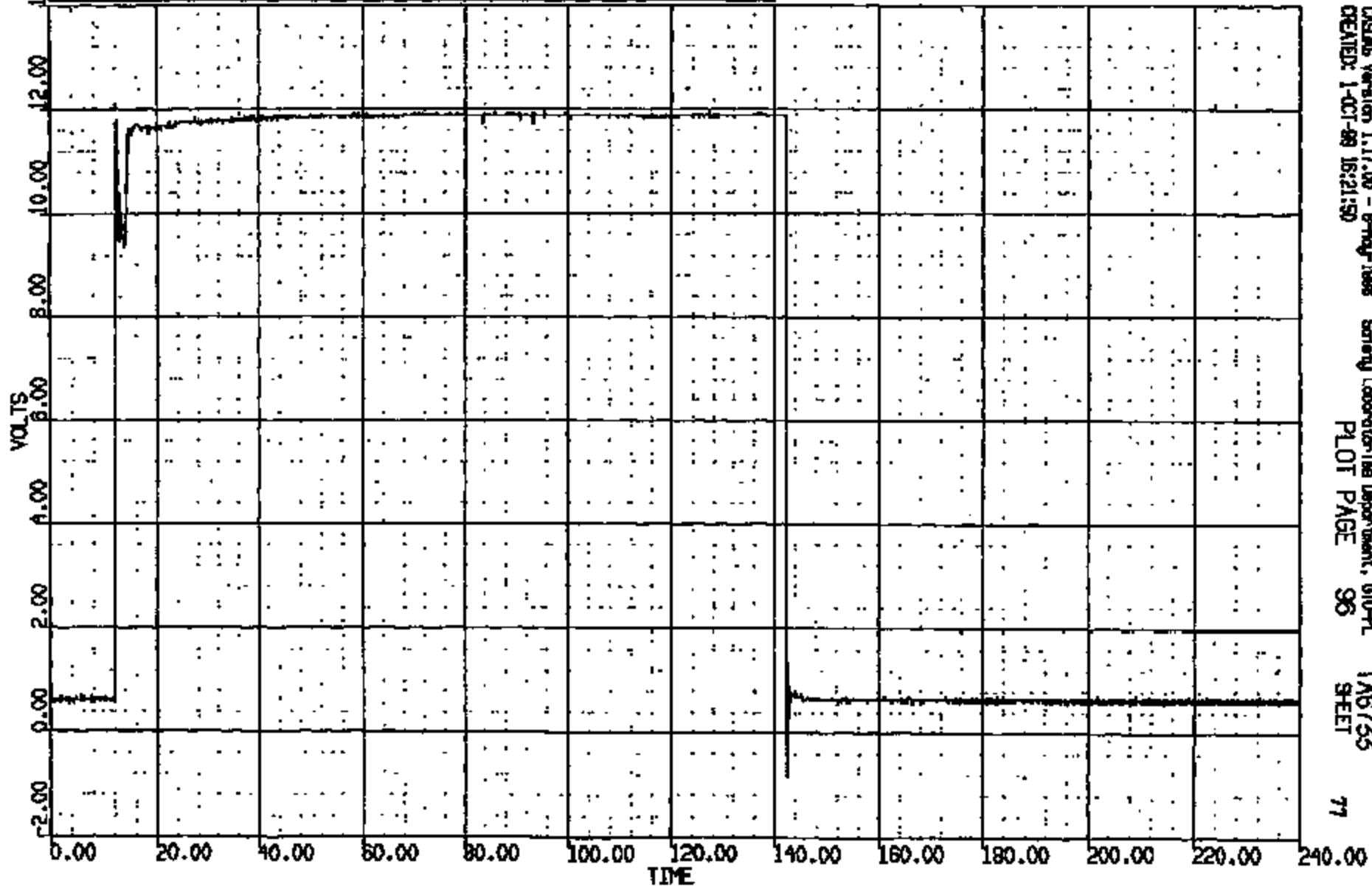


CRSAS Version 1.17.00 - 8-May-1998 Safety Laboratories Department, G10-PL
CREATED: 5-OCT-98 09:28:23 PLOT PAGE 25 SHEET 76

CRIS 0011214

CR R: 11214 TO: TA6735 DATE: 981001 15:28:31
2000 D-188

(62) CR11214T DRIVER SOURCE VOLTAGE PRI 4000C
MAX = 11.91 at 74.40 MS MIN = -.0545 at 142.6 MS **AXIS 1**

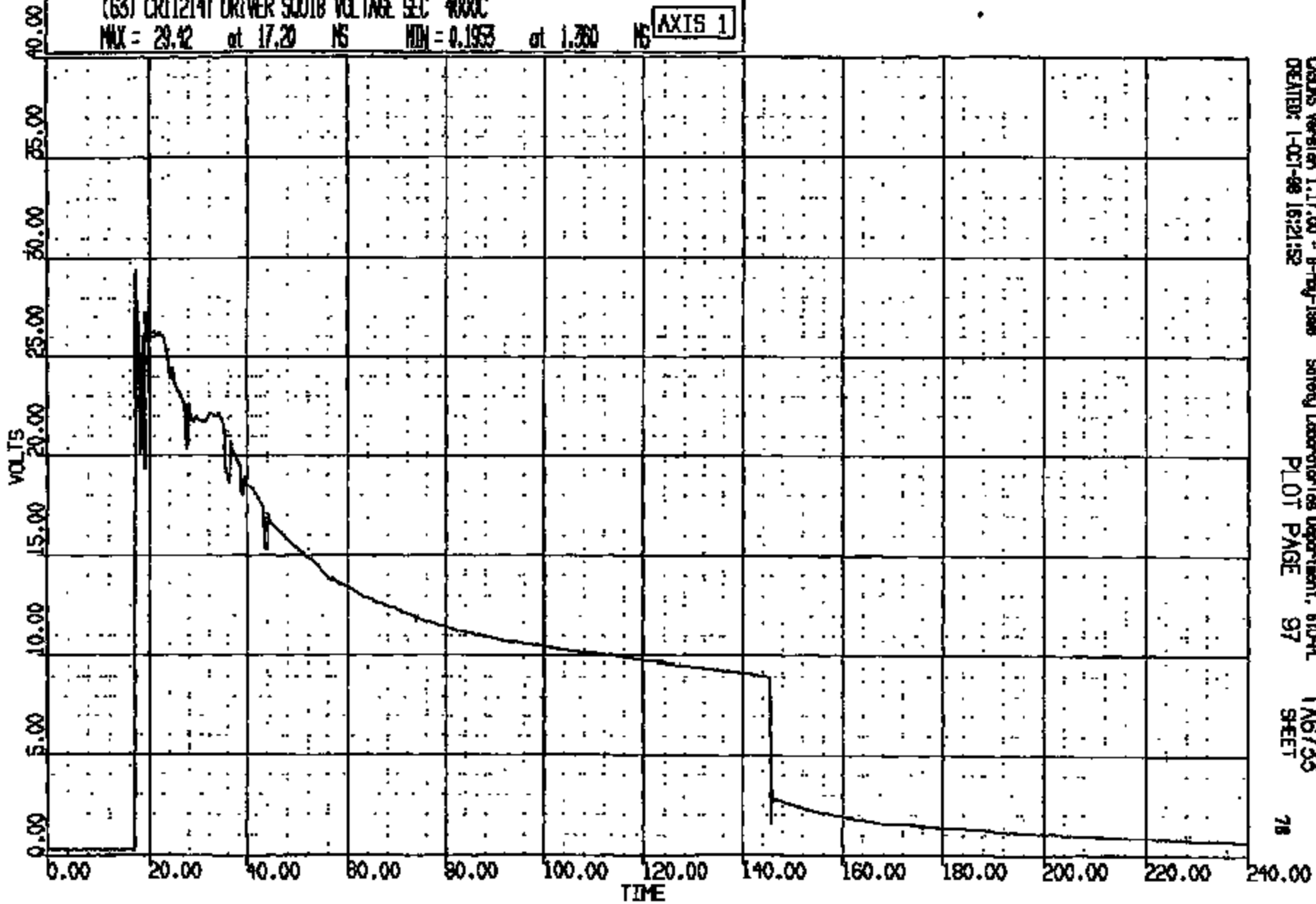


CASYS Version 1.17.00 - 8-May-1998 Safety Laboratories Department, 610-PL TA6735
CREATED: 1-OCT-98 15:21:50 PLOT PAGE 96 SHEET 77

CRTS 0011214

CR R: 11214 TO: TAB735 DATE: 881001 15:28:51
2000 0-168

(G3) CR11214T DRIVER SCOUTB VOLTAGE SEC 4000C
MAX = 29.42 at 17.20 NS MIN = 0.1953 at 1.260 NS **AXIS 1**



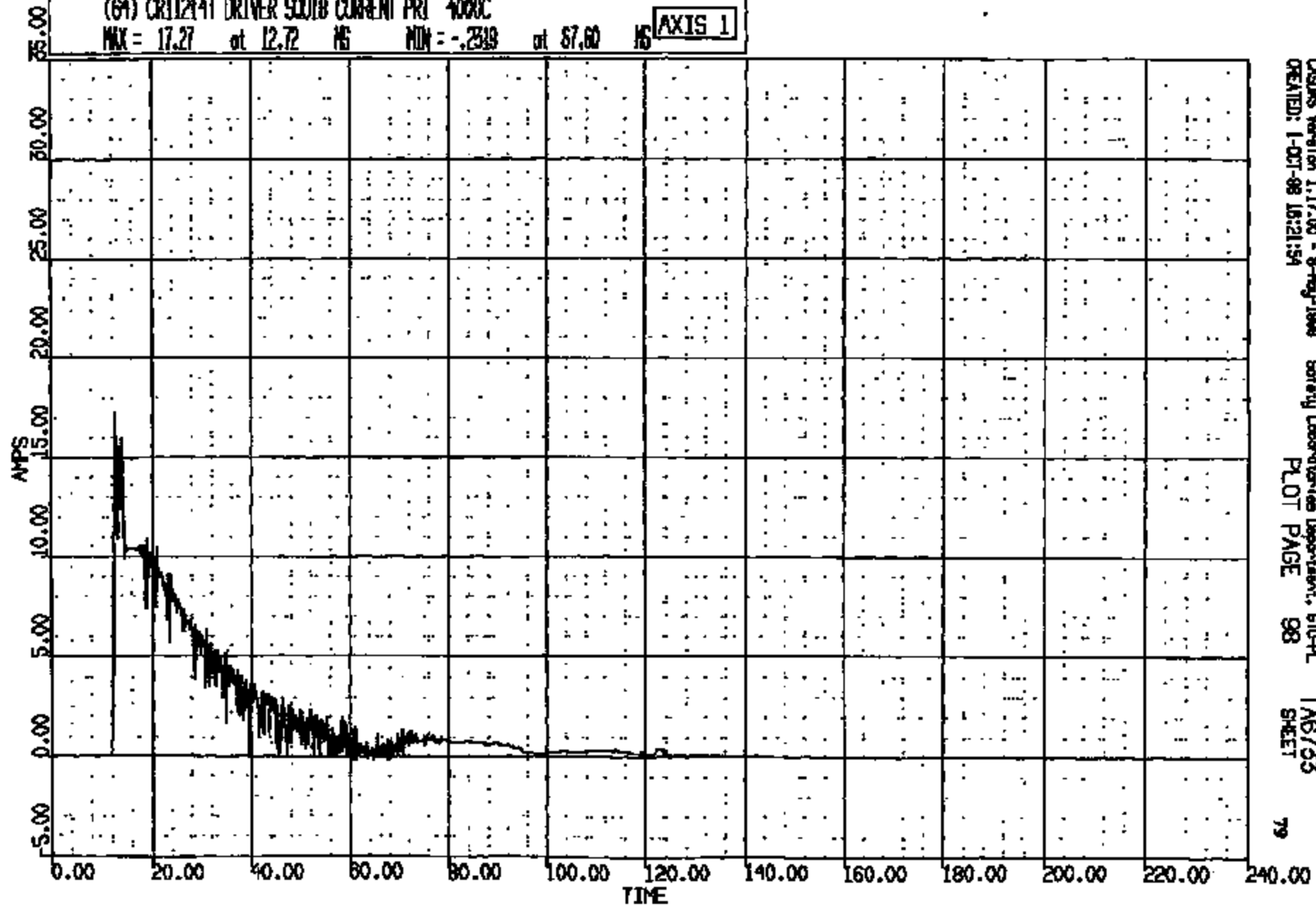
CRS Version 1.17.00 - B-Mag-1988
CREATED: 1-OCT-88 16:21:52

Safety Laboratories Department, BTD-PL
PLOT PAGE 97

TAG735
SHEET

DR R: 11214 TO: TA6733 DATE: 981001 15:28:31
2000 D-188

(64) CR11214T DRIVER SCUB CURRENT PRI 4000C
MAX = 17.27 at 12.72 MS MIN = -.2319 at 87.60 MS **AXIS 1**

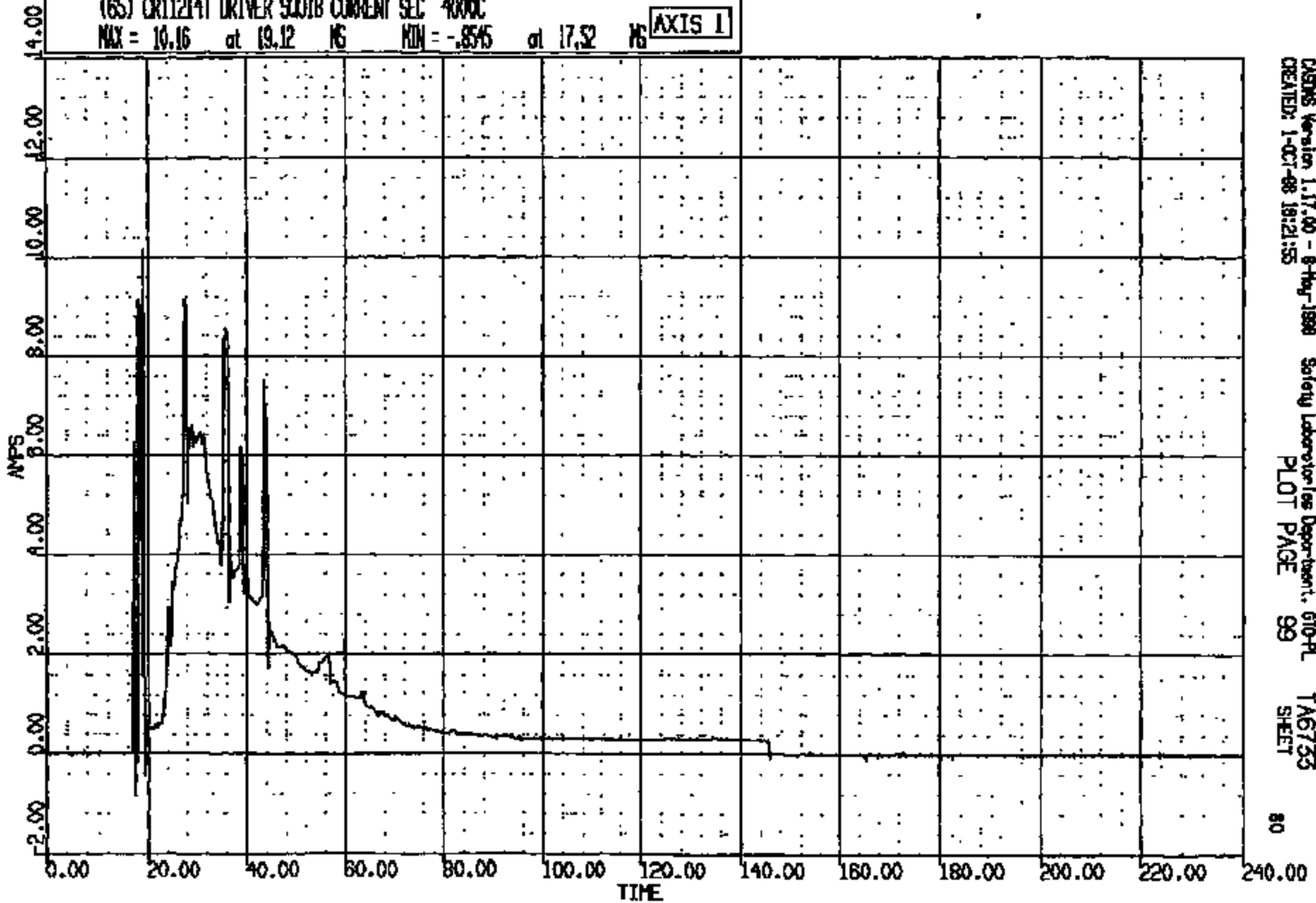


CRSMS Version 1.17.00 - 8-May-1999 Safety Laboratories Department, 610-PL
CREATED: 1-OCT-98 16:21:54
PLOT PAGE 98 SHEET 79

CRTS 0011214

CR R: 11214 TD: TAG735 DATE: 981001 15:28:31
2000 D-188

(65) CR11214T DRIVER SCUB CURRENT SEC 4000C
MAX = 10.16 at 19.12 MS MIN = -.8545 at 17.52 MS **AXIS 1**



CADDS Version 1.17.00 - 8-May-1998 Safety Laboratory Department, 610-PL TAG735
CREATED: 1-OCT-98 15:21:55 PLOT PAGE 99 SHEET

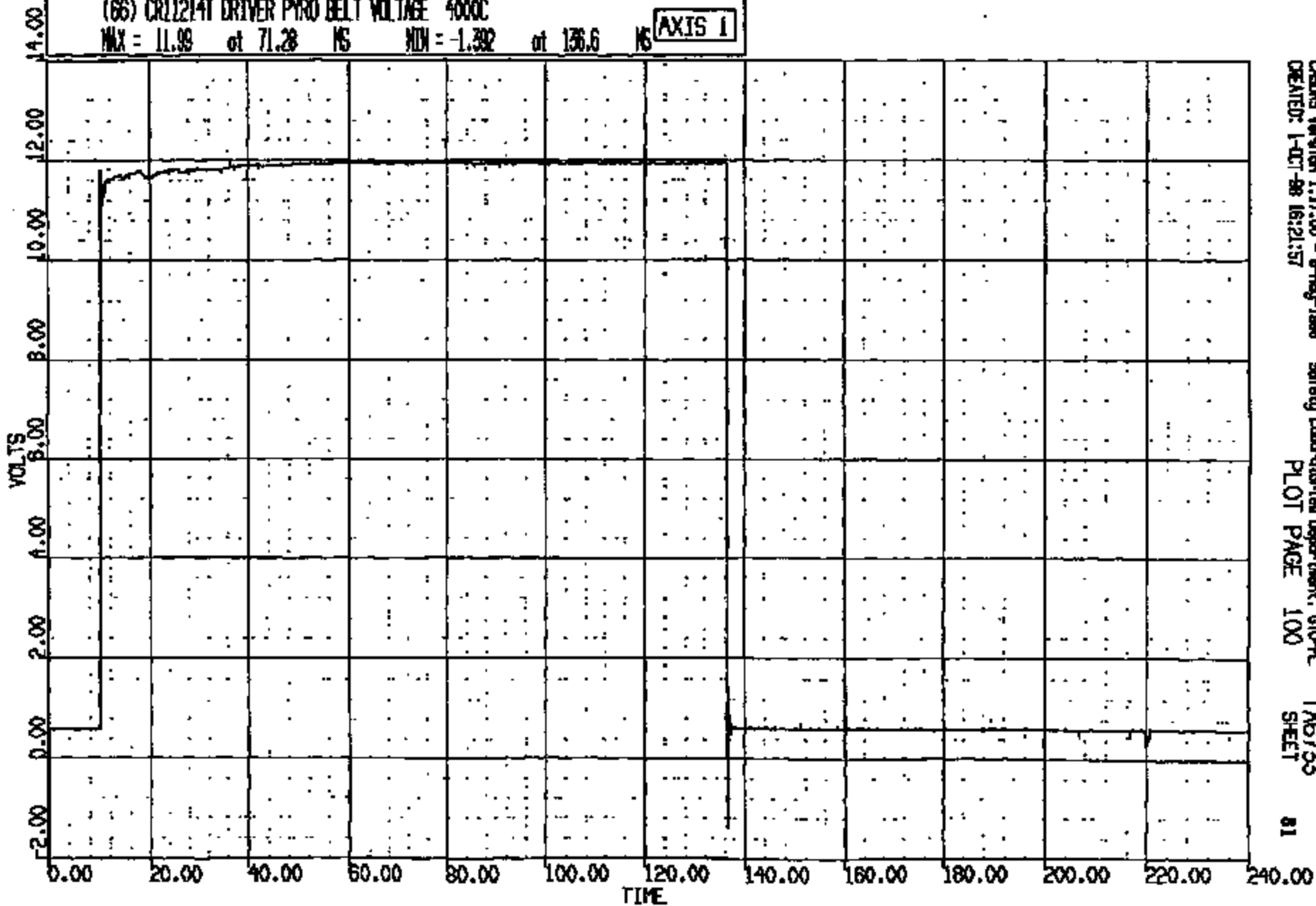
CR R: 1121 TO: TA6733 DATE: 981001 15:28:31

2000 D-188

(66) CR1214T DRIVER PYRO BELT VOLTAGE 4000C

MAX = 11.99 at 71.28 MS MIN = -1.392 at 136.6 MS

AXIS 1



CASMS Version 1.17.00 - 8-May-1998
CREATED: 1-OCT-98 16:21:57

Safety Laboratories Department, G10-PL
PLOT PAGE 100

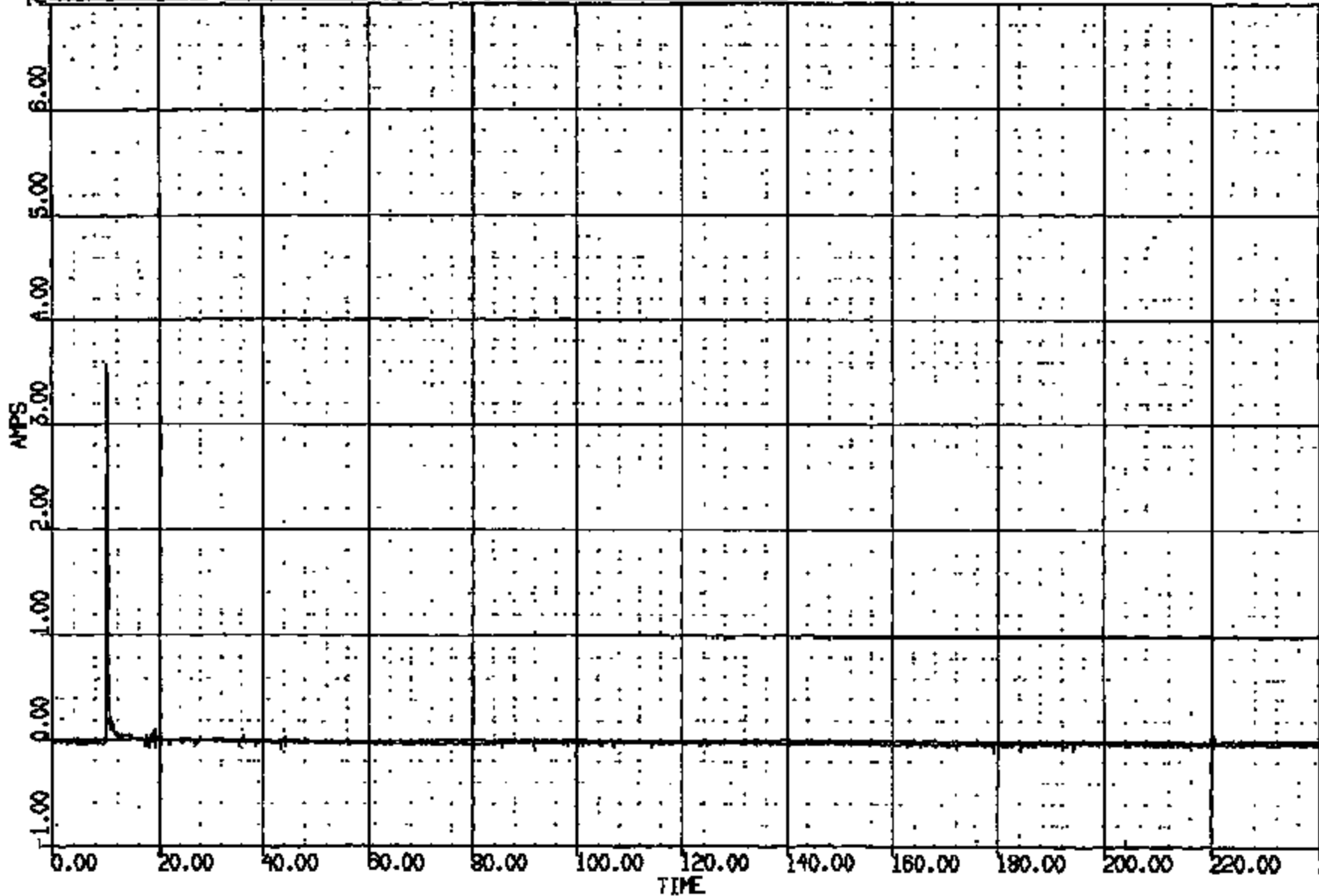
TA6733
SHEET

81

CRIS 0011214

CR R: 11214 TO: TA6733 DATE: 881001 15:28:31
8000 D-188

(67) CR112141 DRIVER PYRO BELT CURRENT 4000C
MAX = 3.564 at 10.16 MS MIN = -.9766E-01 at 91.92 MS **AXIS 1**



ORNL Version 1.17.00 - 8-Aug-1988 Safety Laboratories Department, 610-91
CREATED: 1-OCT-88 16:21:59 PLOT PAGE 101 TA6733 SHEET 82

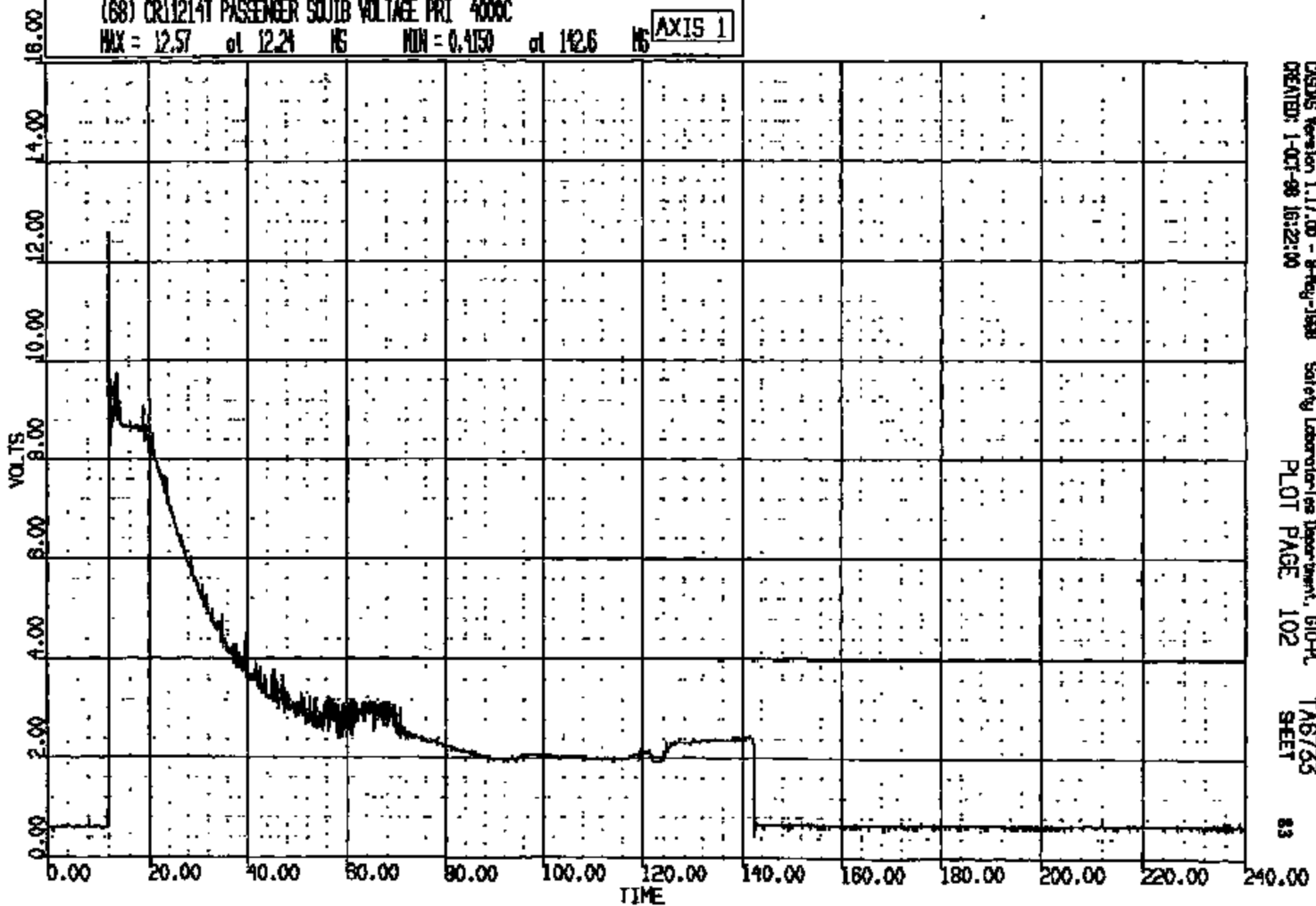
CRTS 0011214

CR R: 11214 TO: TA6733 DATE: 991001 16:28:31
2000 D-198

(68) CR11214T PASSENGER SQUIB VOLTAGE PRI 4000C

MAX = 12.57 at 12.24 NS MIN = 0.4150 at 142.6 NS

AXIS 1



CRSIS Version 1.17.00 - 8-May-1998
CREATED: 1-OCT-98 16:22:00

Safety Laboratory/tes Department, 610-PL
PLOT PAGE 102

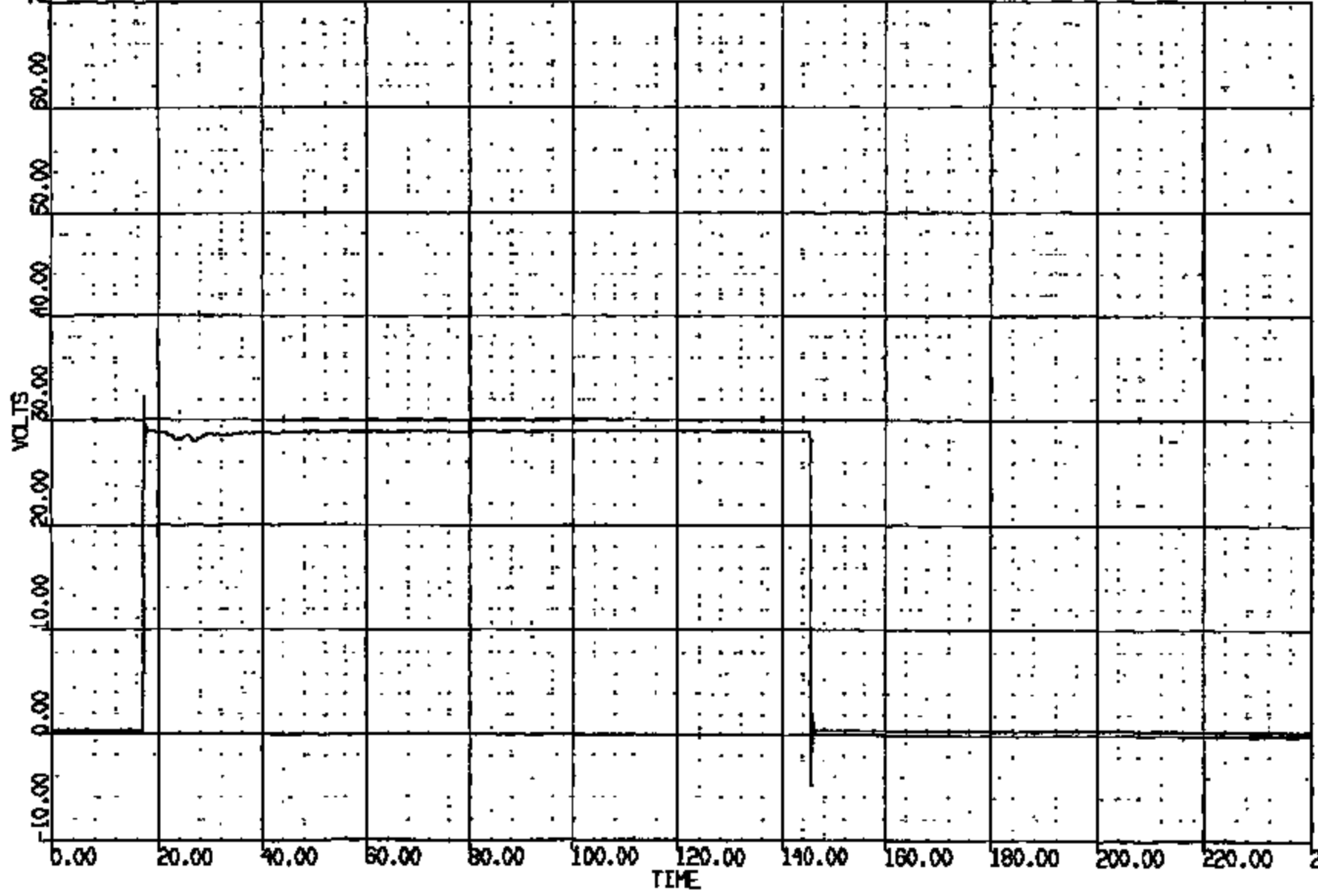
TA6733
SHEET

83

CRIS 0011214

CR R: 11214 TO: TAG733 DATE: 881001 18:28:31
2000 0-198

(69) CR112141 PASSENGER SOUTB VOLTAGE SEC 400AC
MAX = 32.30 at 17.20 MS MIN = -4.858 at 145.7 MS **AXIS 1**



CRSNG Version 1.17.00 - 8-May-1988 Safety Laboratories Department, 610-PL TAG733
CREATED: 1-01-88 18:28:32 PLOT PAGE 103 SHEET 84

CRTS 0011214

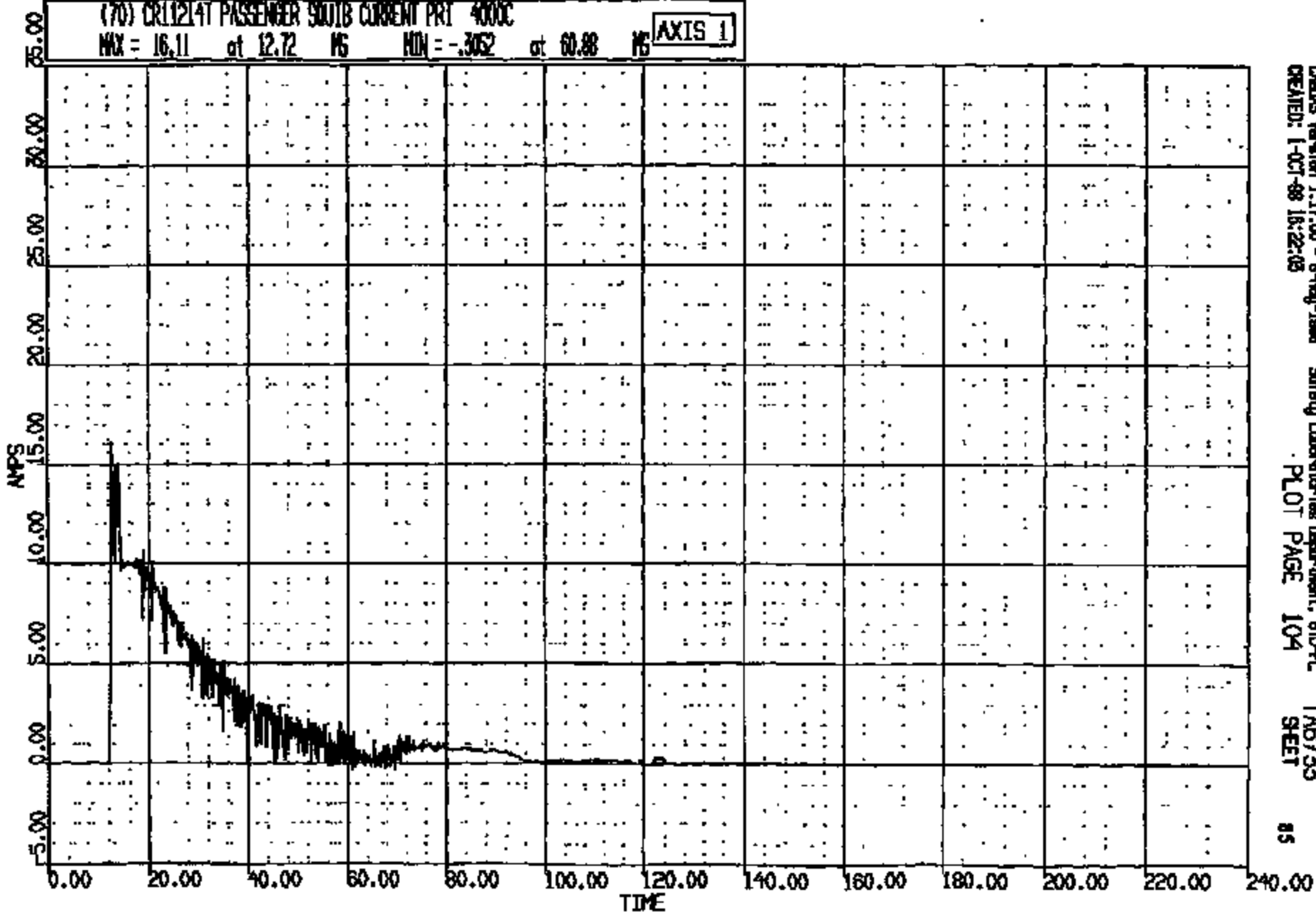
CR R: 11214 TO: TAB733 DATE: 981001 15:29:51

2000 D-188

(70) CR11214T PASSENGER SOUTH CURRENT PRI 4000C

MAX = 16.11 at 12.72 MS MIN = -.3052 at 60.88 MS

AXIS 1



DAQS Version 1.17.00 - 8-May-1998
CREATED: 1-OCT-98 16:22:03

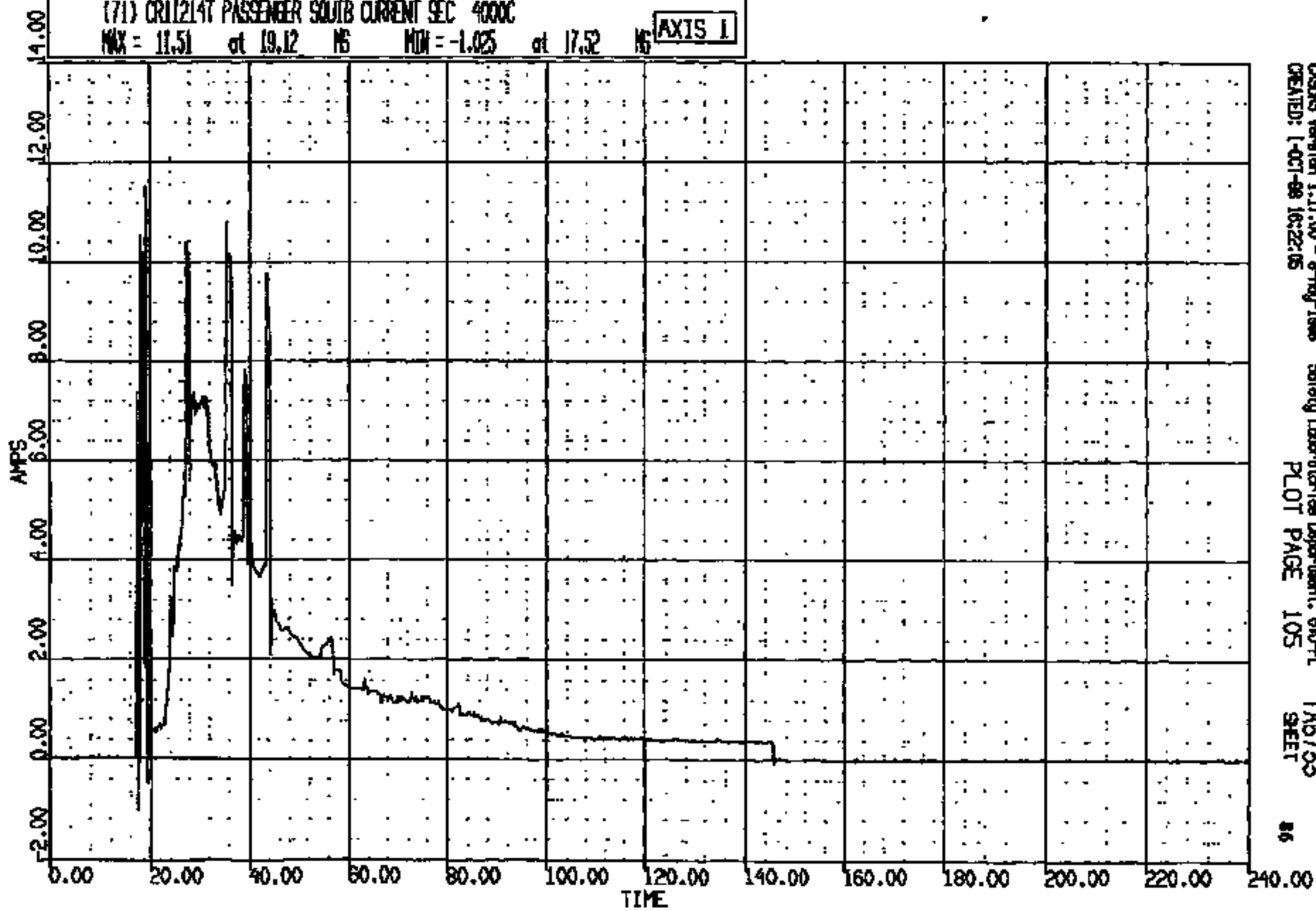
Safety Laboratories Department, STD-PL
PLOT PAGE 104 SHEET

85

CRTS 0011214

CR R: 11214 TO: TA6758 DATE: 881001 15:28:31
N000 D-188

(71) CR112147 PASSENGER SOUTH CURRENT SEC 4000C
MAX = 11.51 at 19.12 NS MIN = -1.025 at 17.52 NS **AXIS 1**

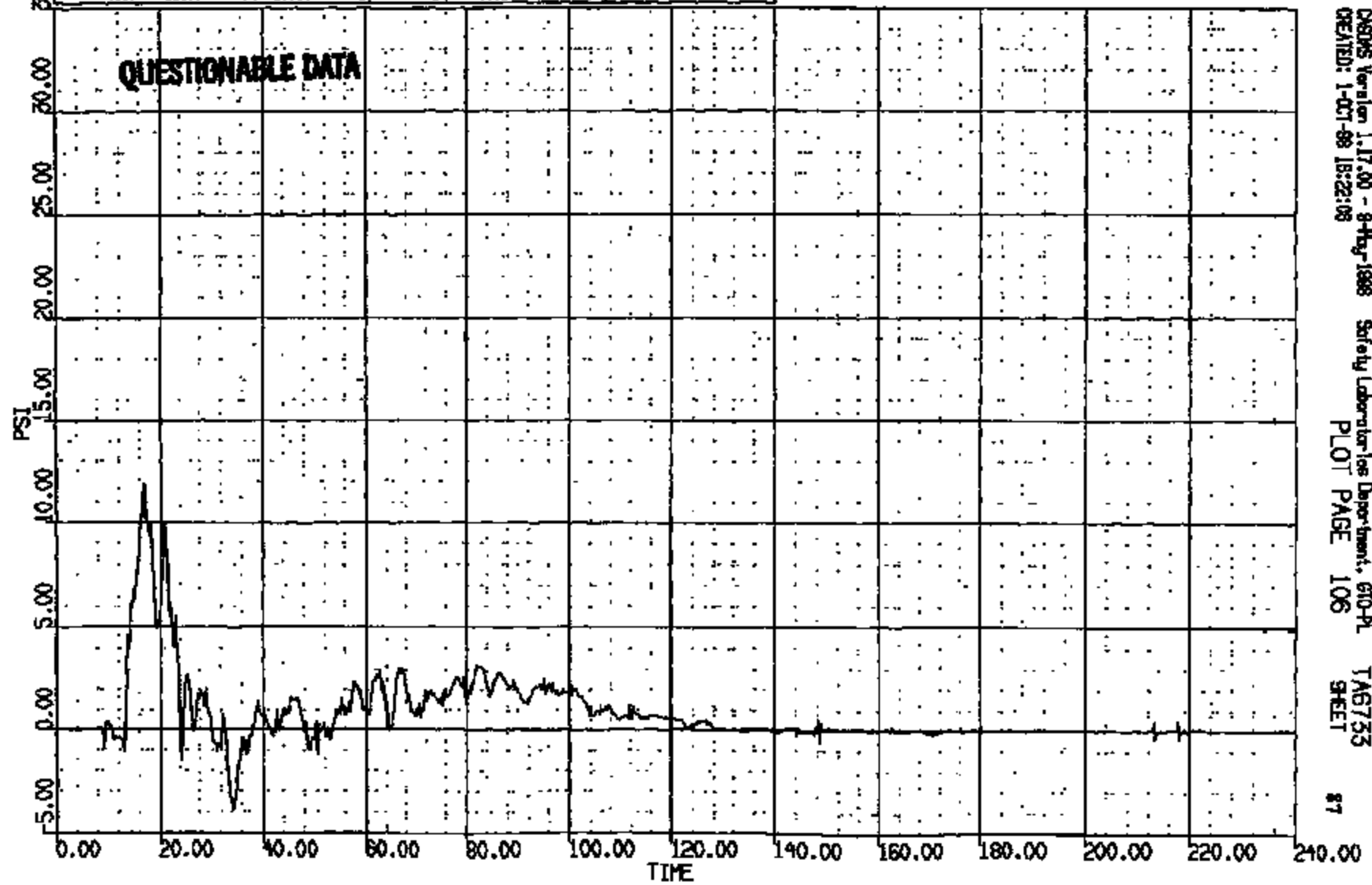


CRJMS Version 1.17.00 - 8-May-1988 Safety Laboratories Department, 610-PL TA6753
CREATED: 1-OCT-88 16:22:05 PLOT PAGE 105 SHEET 86

CRTS 0011214

CR R: 11214 TO: TA6735 DATE: 991001 15:28:31
2000 D-168

(72) CR11214T PASSENGER BAG PRESSURE 1000C
MAX = 11.86 at 16.96 MS MIN = -3.914 at 34.56 MS **AXIS 1**

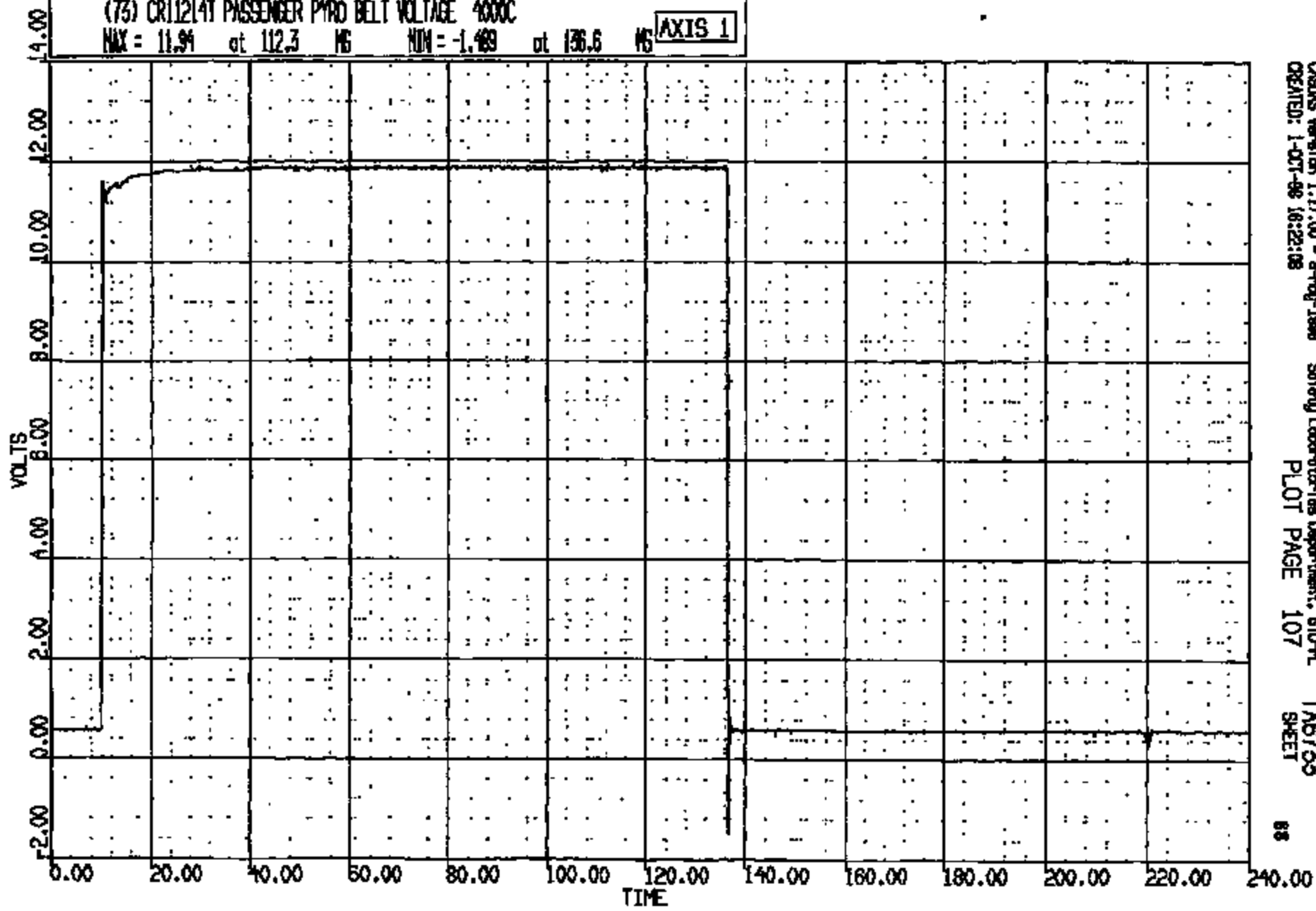


OSIMS Version 1.17.00 - 9-Feb-1998 Safety Laboratories Department, 610-PL TA6735
CREATED: 1-OCT-99 15:22:08 PLOT PAGE 106 SHEET 87

CRTS 0011214

CR R: 11214 TO: TAB755 DATE: 981001 15:28:31
2000 D-188

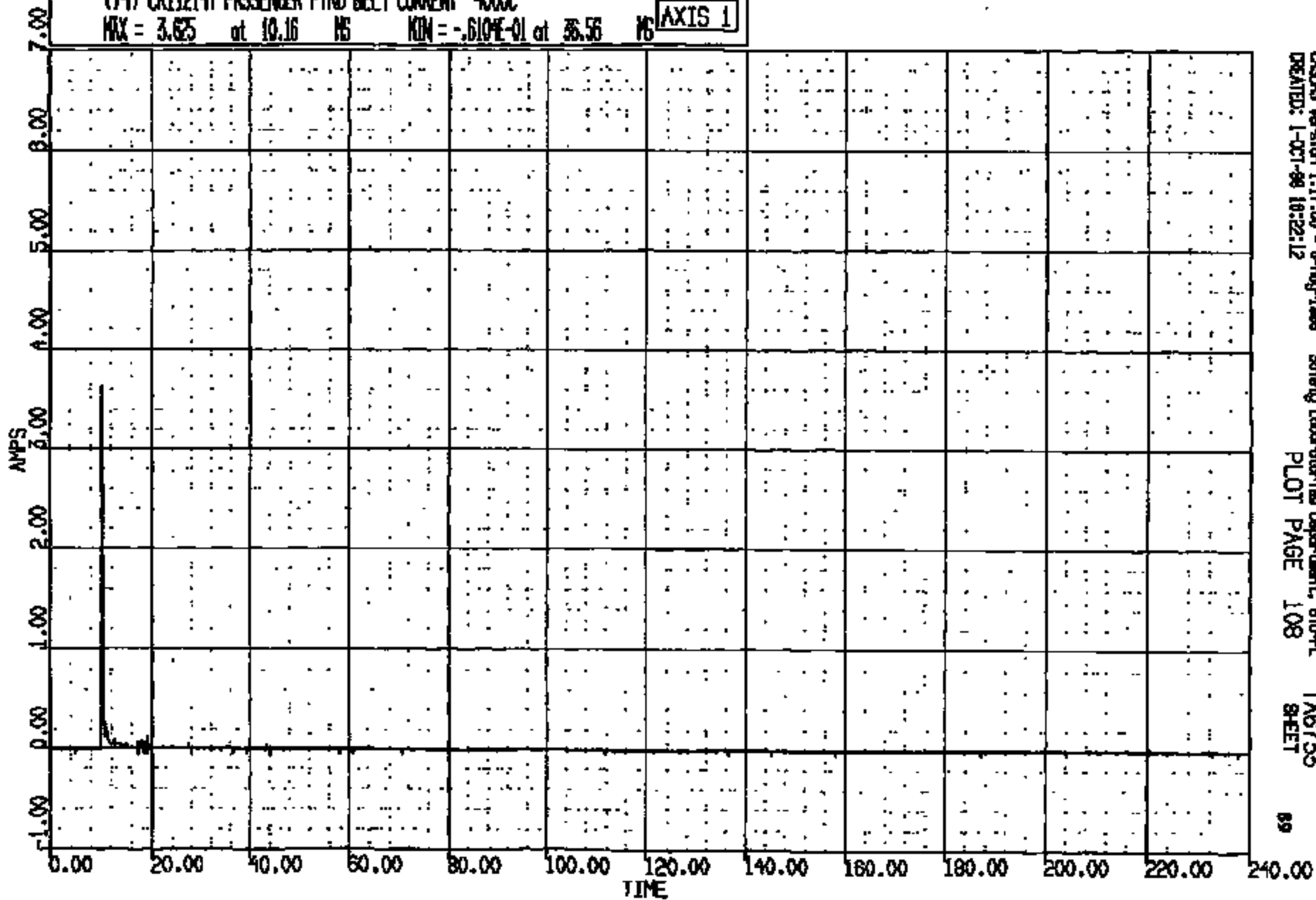
(75) CR11214T PASSENGER PYRO BELT VOLTAGE 4000C
MAX = 11.94 at 112.3 MS MIN = -1.489 at 136.6 MS **AXIS 1**



CRSINS Version 1.17.00 - 8-May-1998 Safety Laboratories Department, STD-PL
CREATED: 1-OCT-98 16:22:08 PLOT PAGE 107 TAB755 SHEET

CR R: 11214 TO: TA6735 DATE: 981001 18:28:31
2000 D-188

(74) CR11214T PASSENGER PYRO BELT CURRENT 400C
MAX = 3.625 at 10.16 MS MIN = -.610E-01 at 35.55 MS **AXIS 1**



CASDS Version 1.17.00 - 9-May-1999
CREATED: 1-OCT-98 18:22:12

Safety Laboratories Department, 610-PL
PLOT PAGE 108

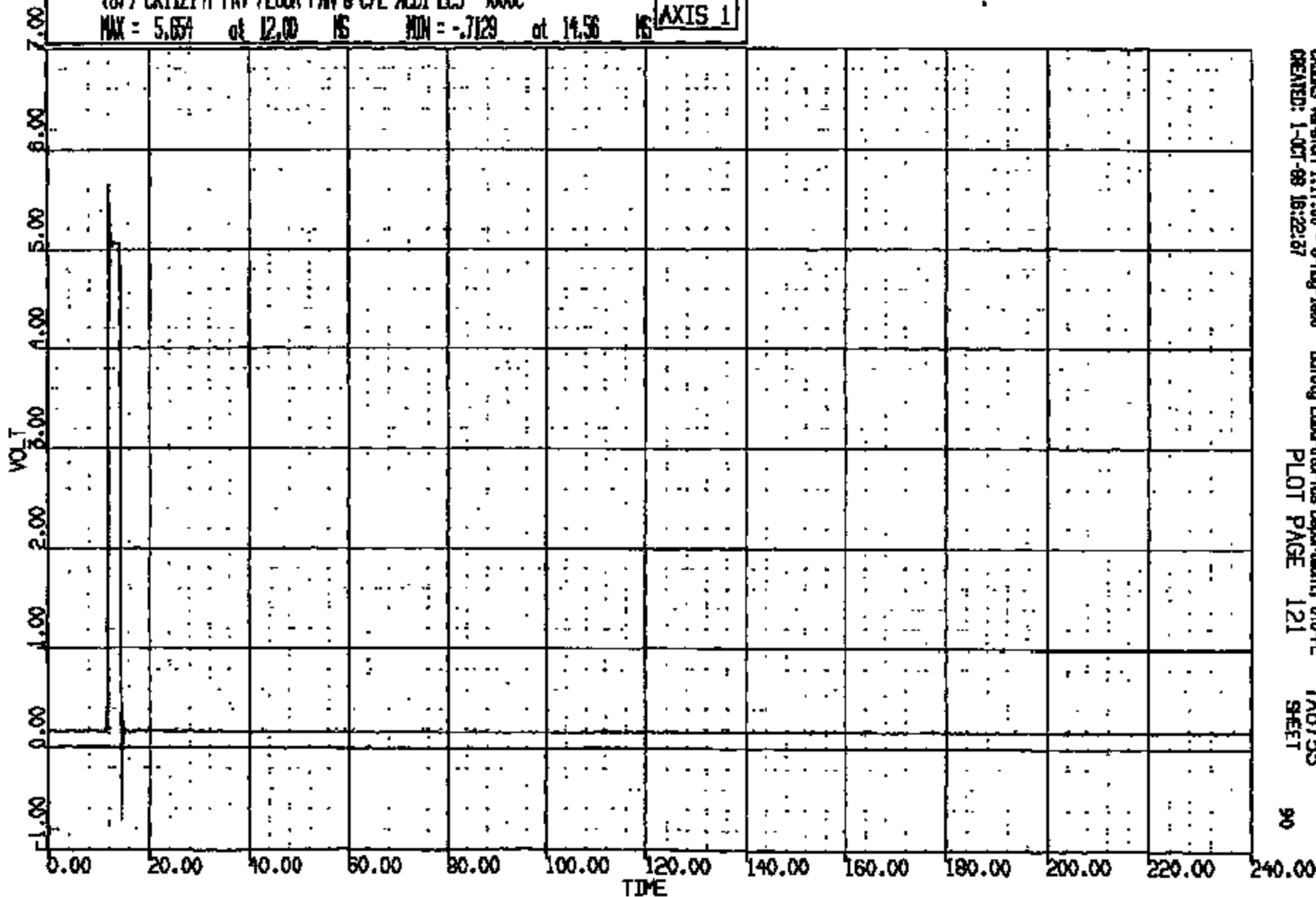
TA6735
SHEET

89

CR11214

CR R: 11214 TO: TAB733 DATE: 981001 15:28:31
2000 D-188

(87) CR11214T FRT FLOOR PAN @ C/L MOD1 ECS 4000C
MAX = 5.654 at 12.00 MS MIN = -.7129 at 14.56 MS **AXIS 1**

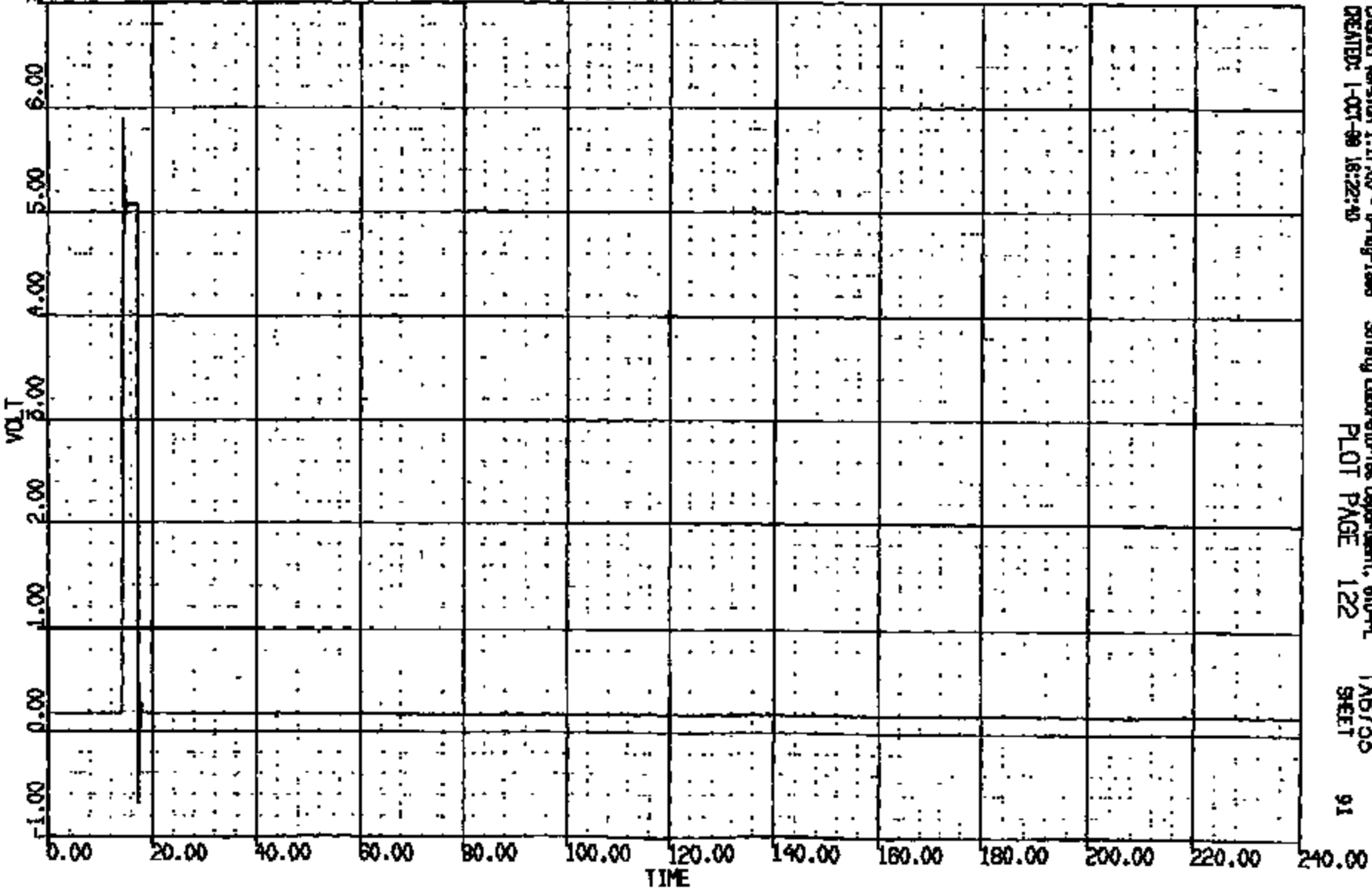


CRSIS Version 1.17.00 - 9-Aug-1998 Safety Laboratories Department, 610-P
CREATED: 1-OCT-98 16:22:37 PLOT PAGE 121 SHEET 90

CRTS 0011214

CR R: 11214 TO: TAB735 DATE: 991001 15:28:51
2000 D-195

(88) CR11214T FRT FLOOR P/W @ C/L ACOR ECS 4000C
MAX = 5.098 at 14.56 MS MIN = -.0836 at 17.52 MS **AXIS 1**

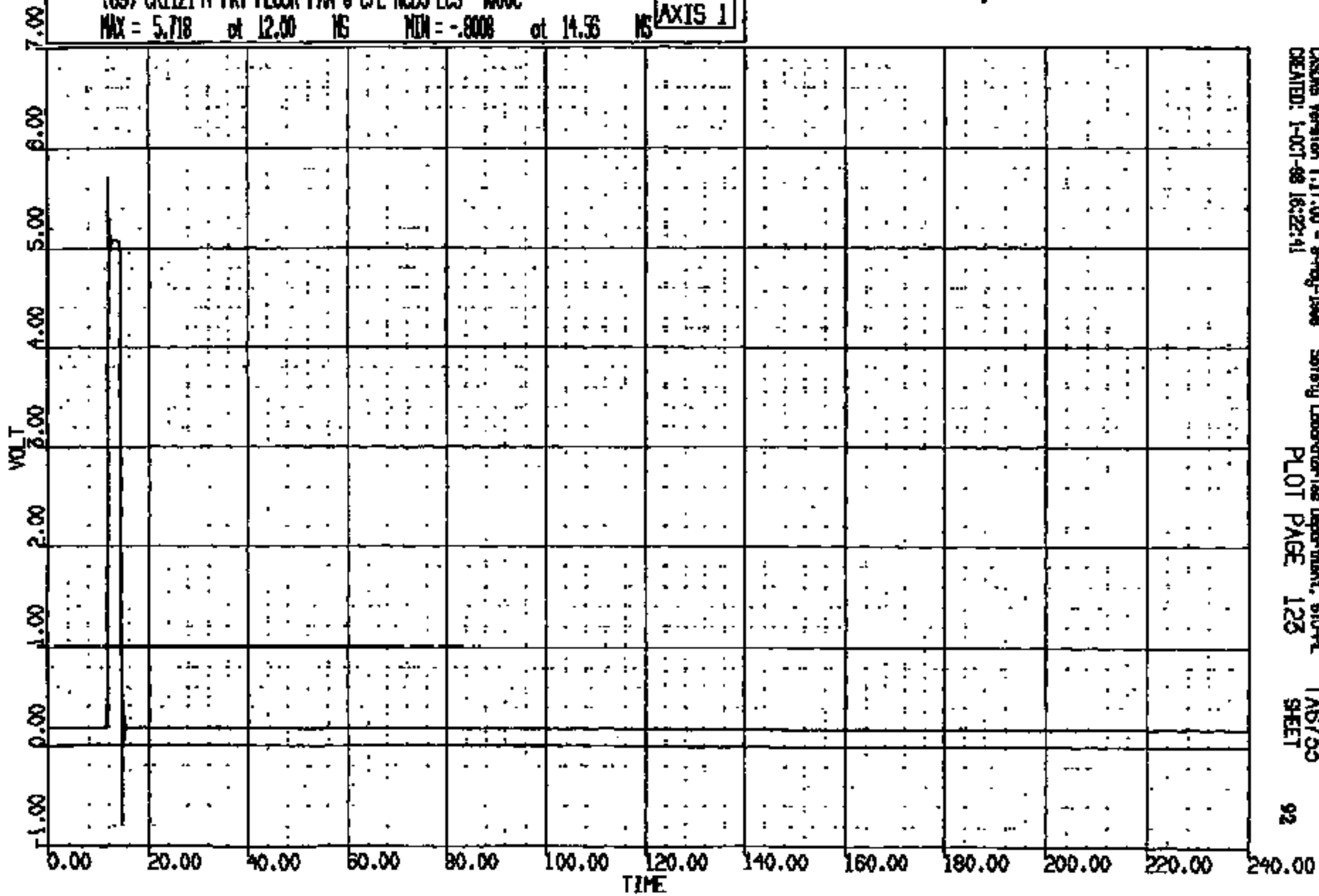


CRS008 Version 1.17.00 - 8-Aug-1999 Safety Laboratories Department, 610-91
CREATED: 1-OCT-99 16:22:40
PLOT PAGE 122 SHEET 91

CRTS 0011214

CR R: 11214 TO: TAB735 DATE: 881001 15:28:31
N000 D-188

(89) CR11214T FRT FLOOR P/W @ C/L AC03 ECS 4000
MAX = 5.718 at 12.00 NS MIN = -8.808 at 14.56 NS **AXIS 1**

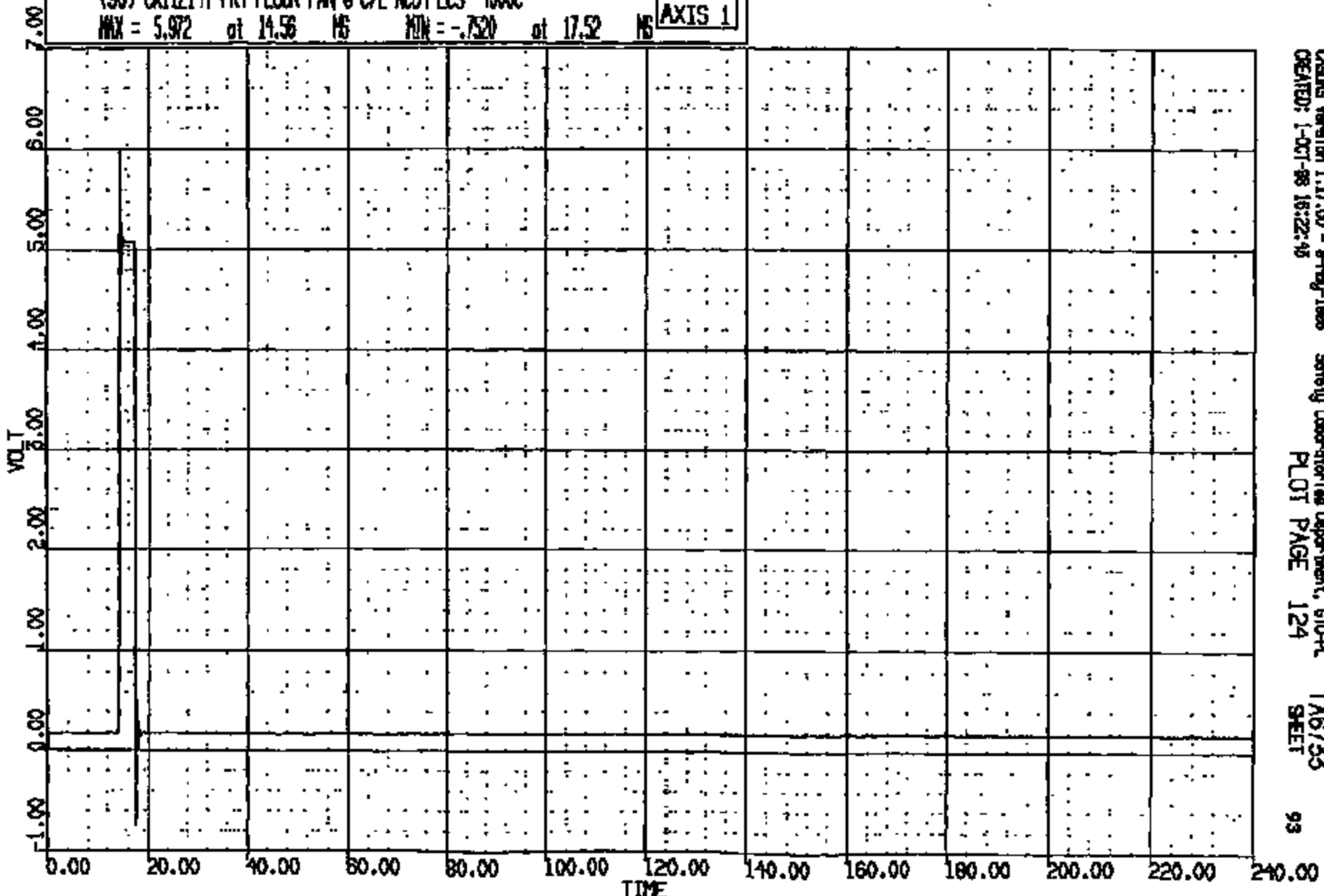


CRTS Version 1.17.00 - 8-Aug-1988 Safety Laboratories Department, SLD-PL
CREATED: 1-OCT-88 16:22:41 PLOT PAGE 123 SHEET 92

CRTS 0011214

CR R: 11214 TO: TA6733 DATE: 081001 15:26:31
2000 D-188

(90) CR11214T FRT FLOOR PAN @ C/L ACDA ECS 4000C
MAX = 5.972 at 14.56 MS MIN = -.7520 at 17.52 MS **AXIS 1**

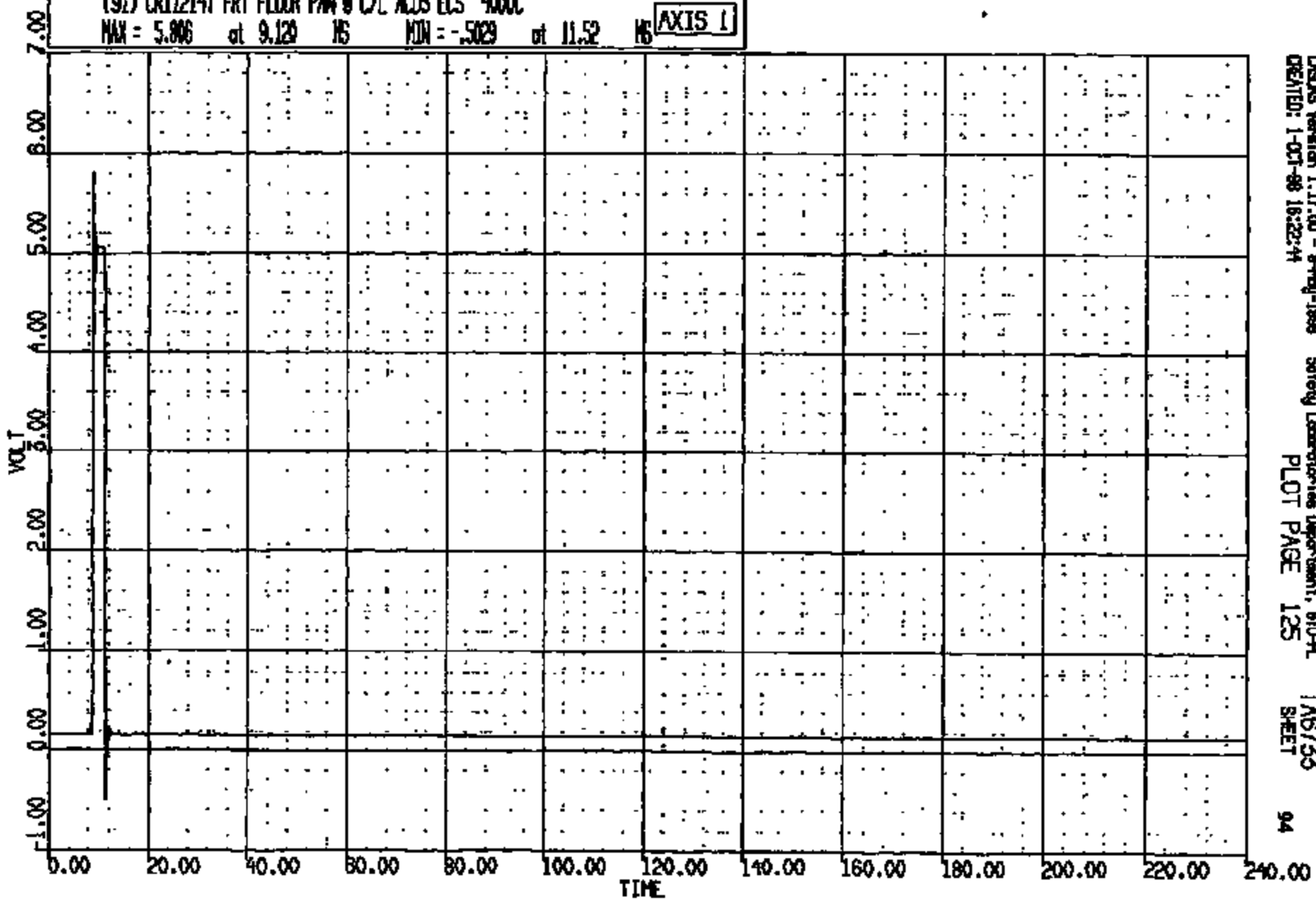


CRSIS Version 1.17.00 - 8-May-1988 Safety Laboratory Department, 610-R
CREATED: 1-OCT-88 16:22:45 PLOT PAGE 124 TA6733 SHEET 93

CRTS 0011214

CR: 11214 TO: T6733 DATE: 081001 15:28:31
BOOK 0-188

(9) CR1214T FRT FLOOR PAN @ C/L ACDS ECS 4000
MAX = 5.806 at 9.129 NS MIN = -.5029 at 11.52 NS **AXIS 1**

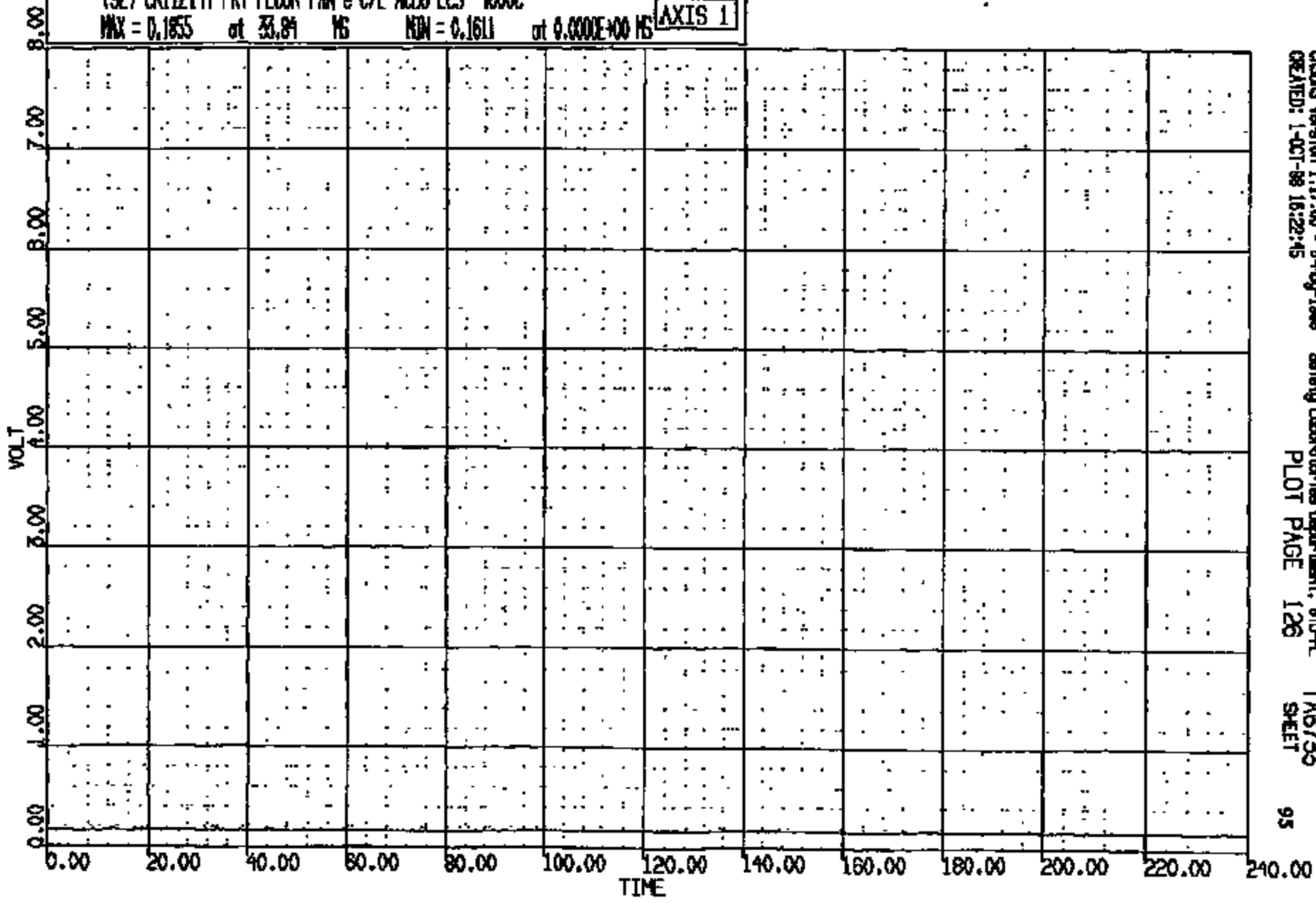


DESIGN Version 1.17.00 - 8-May-1998 Safety Laboratories Department, BRD-FL T/6733
CREATED: 1-OCT-98 16:22:44 PLOT PAGE 125 SHEET 94

CRIS 0011214

CR R: 11214 TO: TAB733 DATE: 891001 15:28:31
2000 0-188

(92) CR11214T FRT FLOOR PAN @ C/L ADDG ECS 4000C
MAX = 0.1855 at 33.81 MS MIN = 0.1611 at 0.000E+00 MS **AXIS 1**

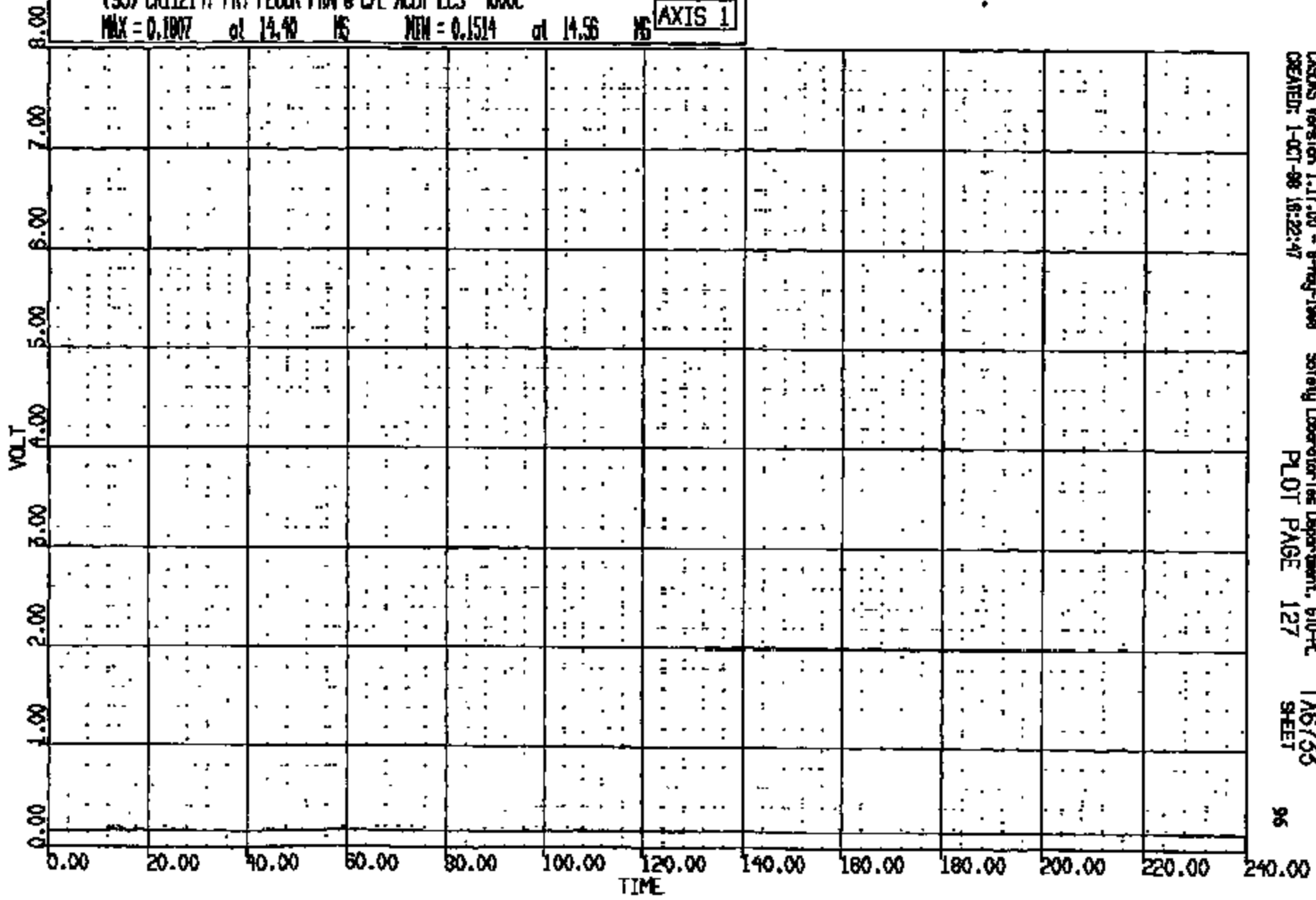


CRSIS Version 1.17.00 - 8-May-1988 Safety Laboratories Department, 610-FL
CREATED: 1-OCT-89 16:22:45 PLOT PAGE 126 TAB733 SHEET 95

CRIS 0011214

CR R: 11214 TO: TA6733 DATE: 081001 15:28:51
2000 0-188

(96) CR112141 FRT FLOOR PHN @ C/L ACCT ECS 4000C
MAX = 0.1807 at 14.40 NS MIN = 0.1514 at 14.56 NS **AXIS 1**



CASYS Version 1.17.00 - 8-May-1988 Safety Laboratories Department, 610-PL TA6733
CREATED: 1-OCT-88 16:22:47 PLOT PAGE 127 SHEET 96

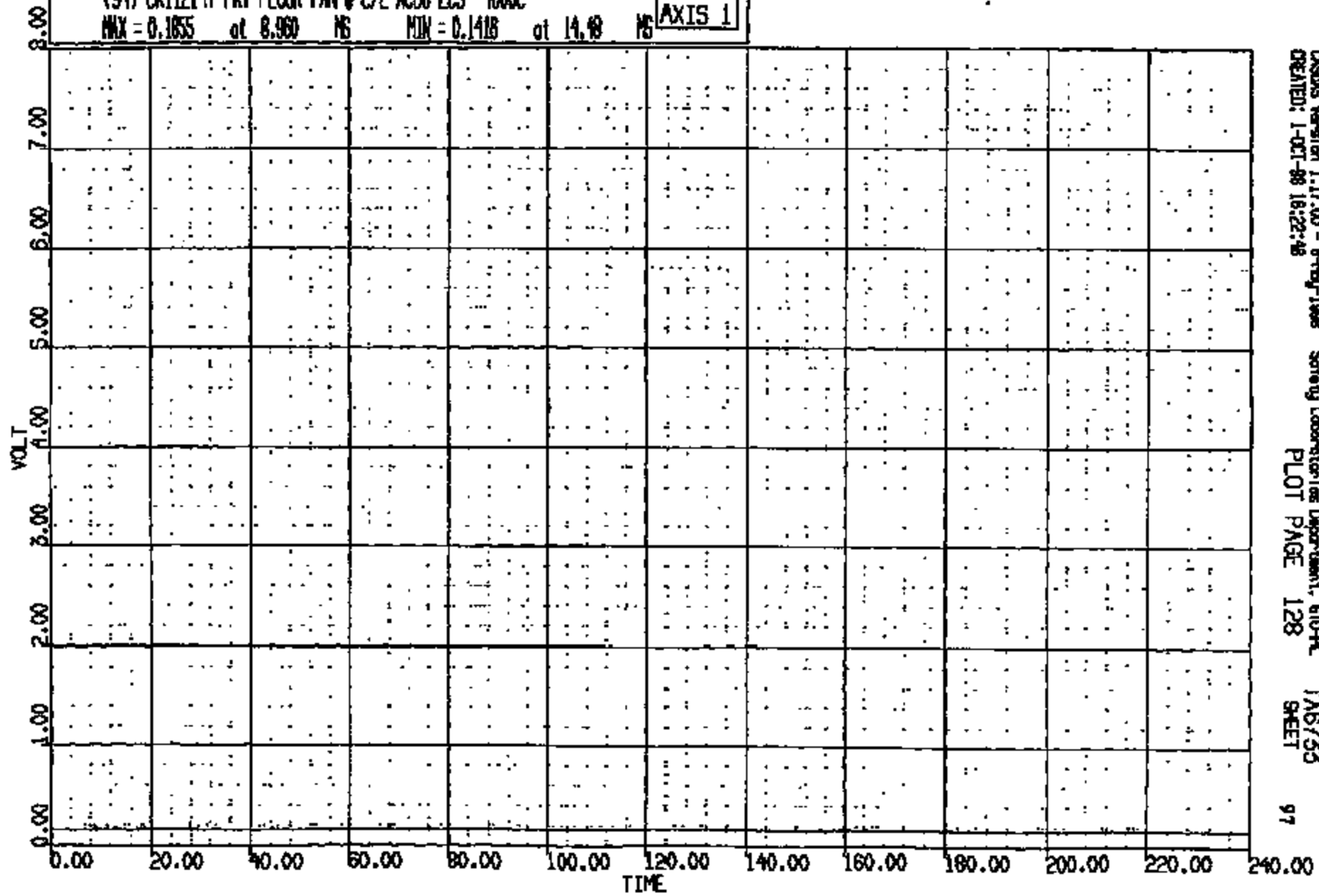
CR11214

CR N: 11214 TO: TA6733 DATE: 081001 15:28:31

2000 D-196

(94) CR11214T FRT FLOOR PAN @ C/L ACDB ECS 4000C

MAX = 0.1655 at 8.960 NS MIN = 0.1418 at 14.49 NS **AXIS 1**



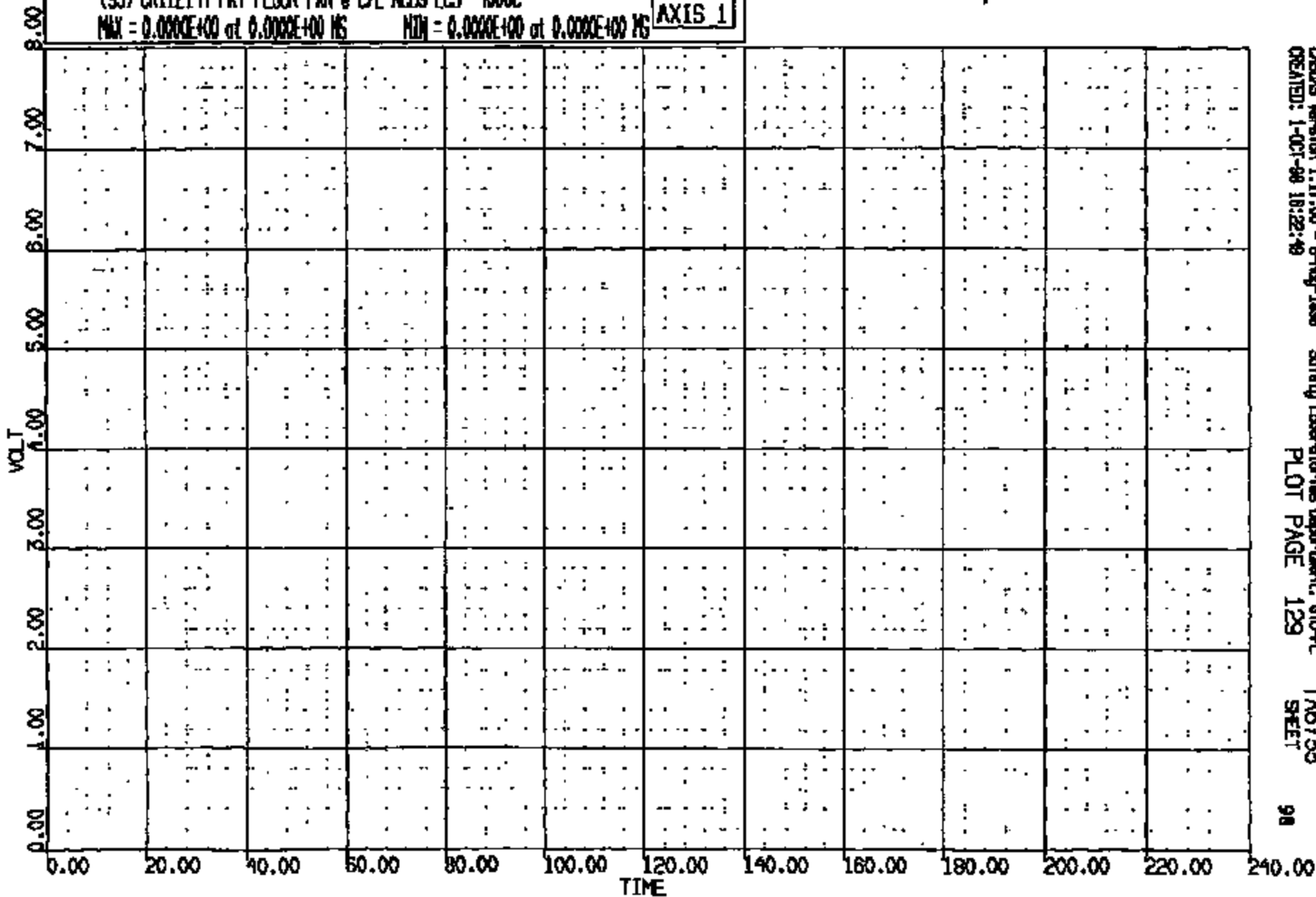
CASUS Version 1.17.00 - 8-May-1998 Safety Laboratories Department, 610-PL TA6733
CREATED: 1-OCT-98 16:22:48 PLOT PAGE 128 SHEET 97

CRTS 0011214

CR N: 11214 TO: TAB732 DATE: 991001 15:28:31
2000 D-188

(95) CR11214T FRT FLOOR PAN @ C/L AC189 ECS 4000C
MAX = 0.0000E+00 at 0.0000E+00 MS MIN = 0.0000E+00 at 0.0000E+00 MS

AXIS 1



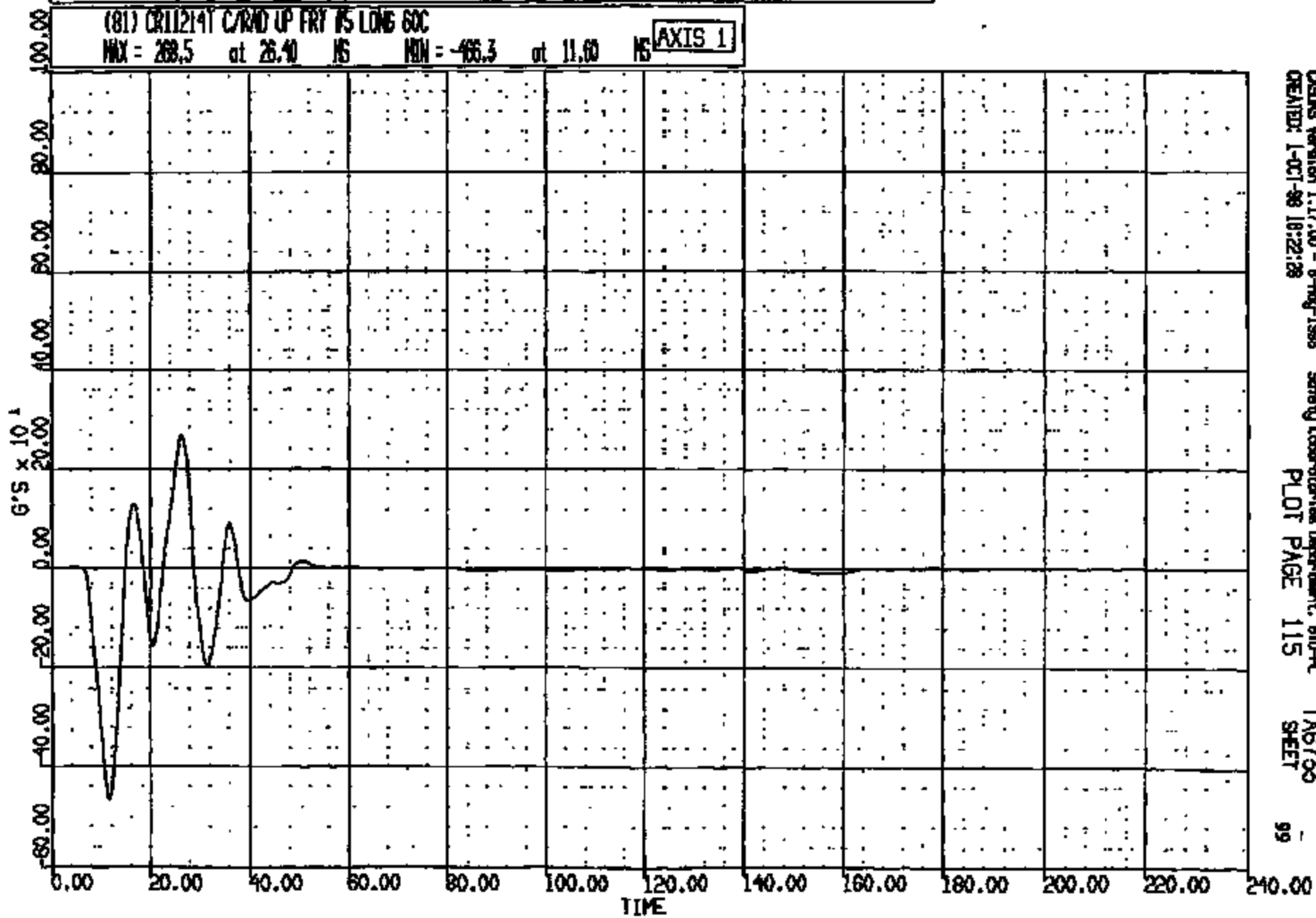
CRSUS Version 1.17.00 - 8-May-1999
CREATED: 1-OCT-99 18:22:49

Safety Laboratories Department, 910-PL
PLOT PAGE 129

TAB732
SHEET

CR R: 11214 TO: TAG733 DATE: 981001 15:28:31
2000 0-189

(81) CR11214T C/RAD UP FRY NS LONG 60C
MAX = 288.5 at 26.40 NS MIN = -466.3 at 11.60 NS **AXIS 1**



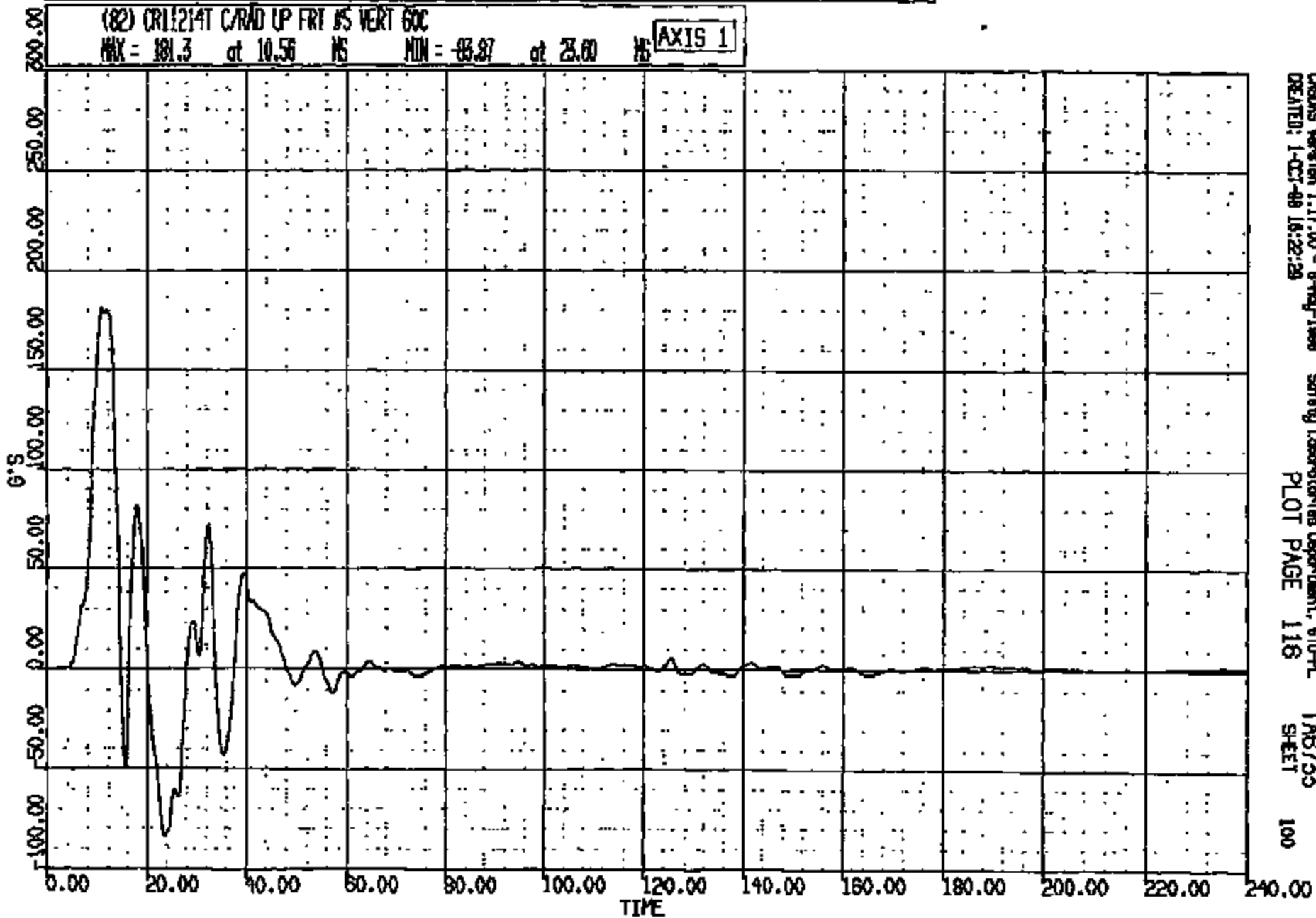
CRIMS Version 1.17.00 - 8-May-1998 Safety Laboratories Department, BPD-PL
CREATED: 1-OCT-98 18:22:28 PLOT PAGE 115 TAG733 SHEET 99

CRIS 0011214

CR R: 11214 TO: TAG733 DATE: 981001 15:28:51
2000 D-188

(82) CR11214T C/RAD UP FRI NS VERT 60C
MAX = 181.3 at 10.56 NS MIN = -85.87 at 23.60 NS

AXIS 1



CRS015 Version 1.17.00 - 8-May-1998
CREATED: 1-OCT-98 16:22:29

Safety Laboratories Department, 610-PL
PLOT PAGE 116

TAG733
SHEET

100

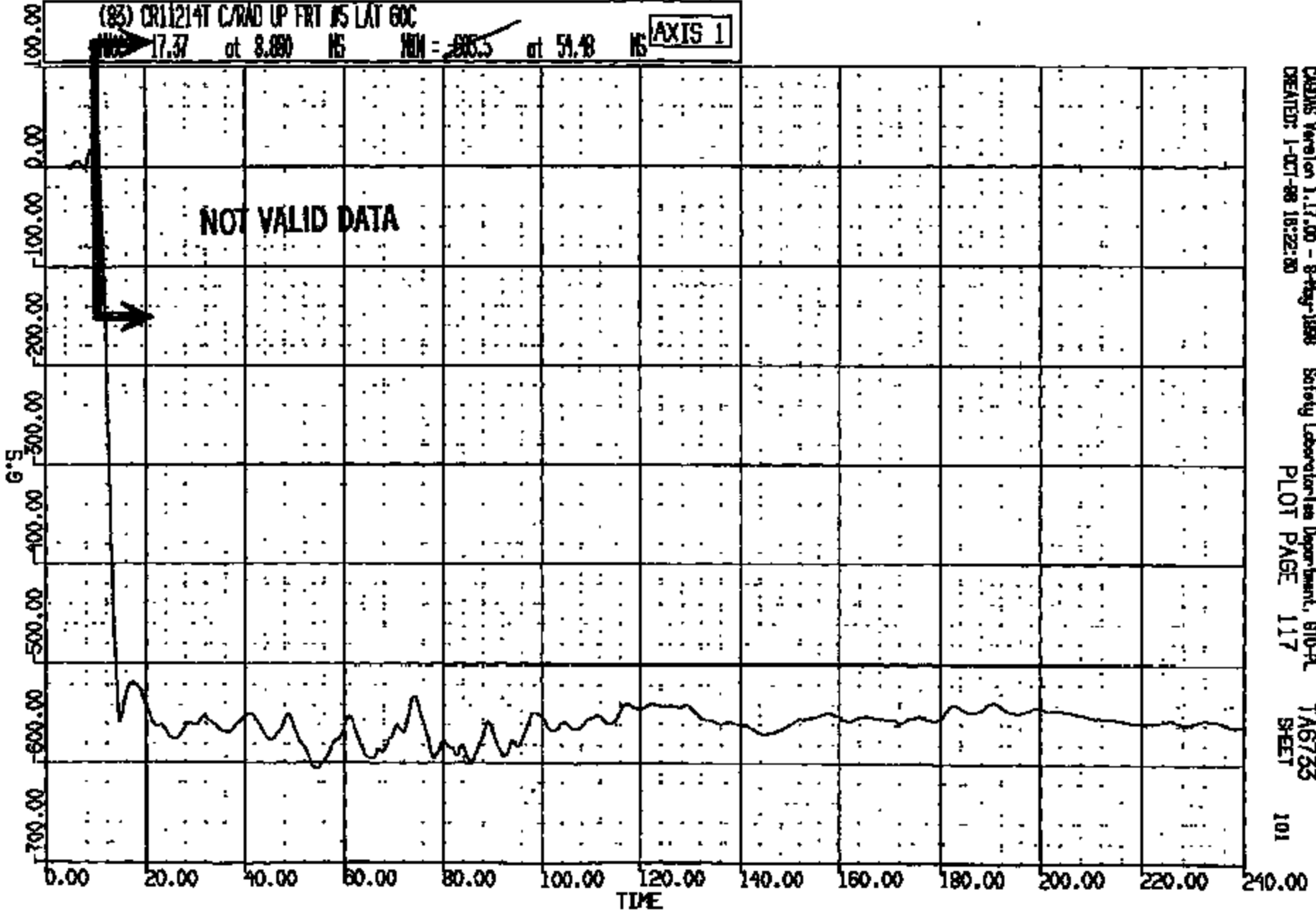
CR11214

CR R: 11214 TO: TA6735 DATE: 981001 16:28:31
2000 D-199

(83) CR11214T C/RAD UP FRT NS LAT 60C

MAX = 17.37 at 8.090 NS MIN = ~~806.5~~ at 59.48 NS

AXIS 1



CRJMS Version 1.17.00 - 8-Aug-1998
CREATED: 1-OCT-98 16:22:30

Safety Laboratories Department, 810-PL
PLOT PAGE 117

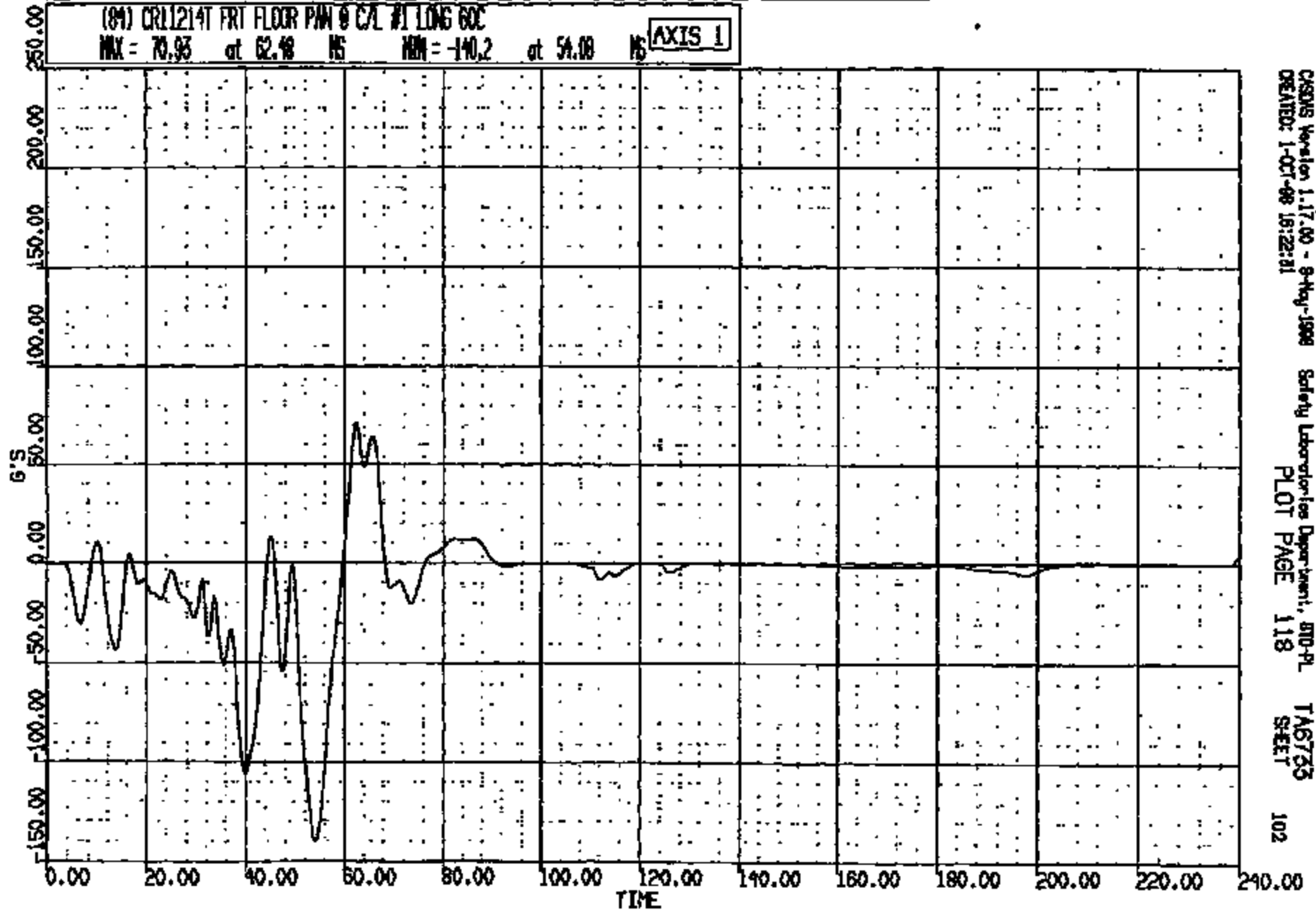
TA6735
SHEET

101

CRTS 0011214

CR R: 1121 TO: TA6733 DATE: 981001 15:28:31
2000 0-188

(89) CR11214T FRT FLOOR P/W @ C/L #1 LONG 60C
MAX = 70.93 at 62.48 NS MIN = -140.2 at 54.08 NS **AXIS 1**

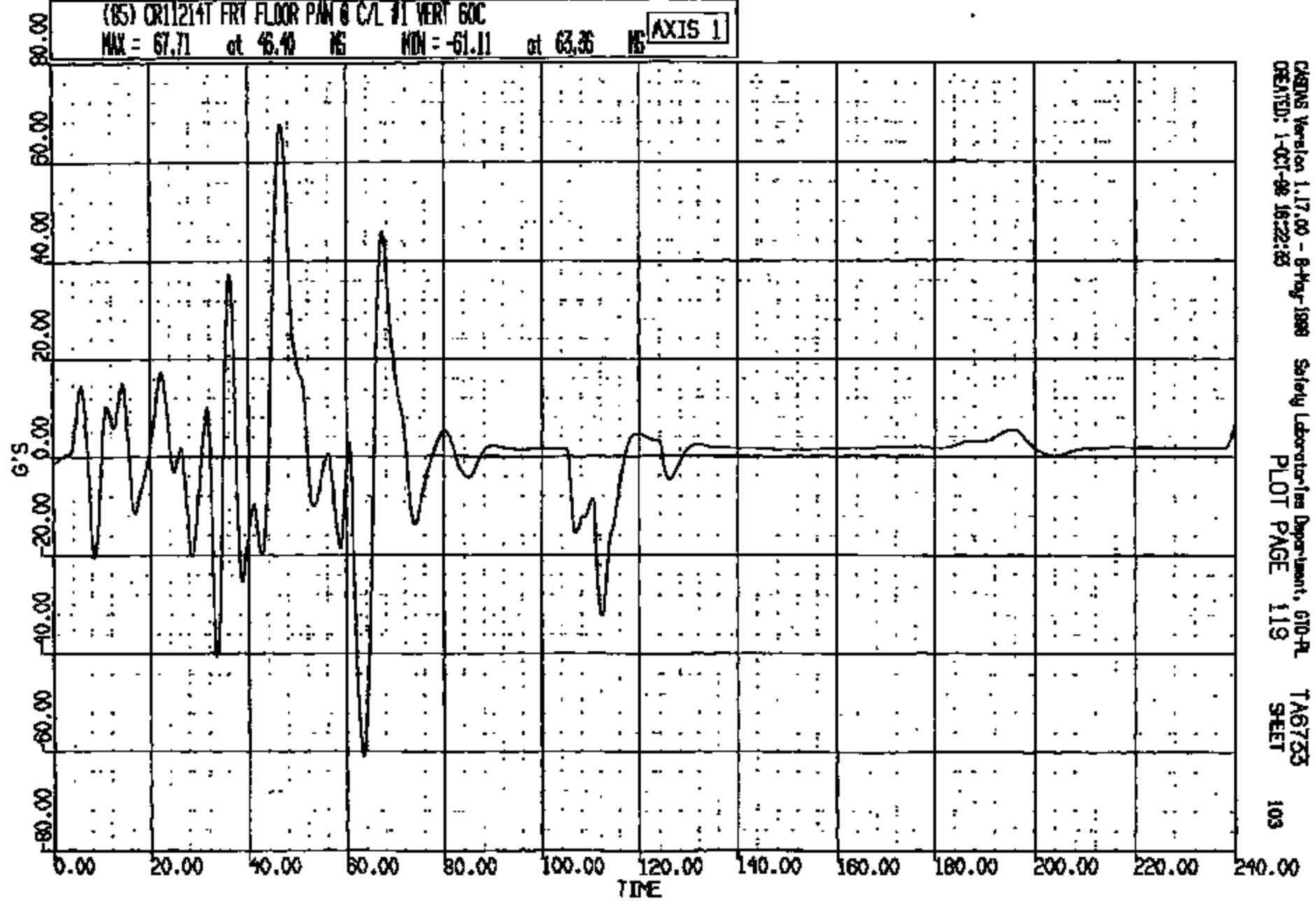


CASINS Version 1.17.00 - 8-May-1998 Safety Laboratories Department, STD-PL
CREATED: 1-OCT-98 16:22:31 PLOT PAGE 118 TA6733 SHEET 102

CRTS 0011214

CR R: 11214 TO: TAB733 DATE: 981001 16:28:31
2000 D-198

(85) CR11214T FRT FLOOR PAN @ C/L #1 VERT 60C
MAX = 67.71 at 46.40 MS MIN = -61.11 at 63.36 MS **AXIS 1**

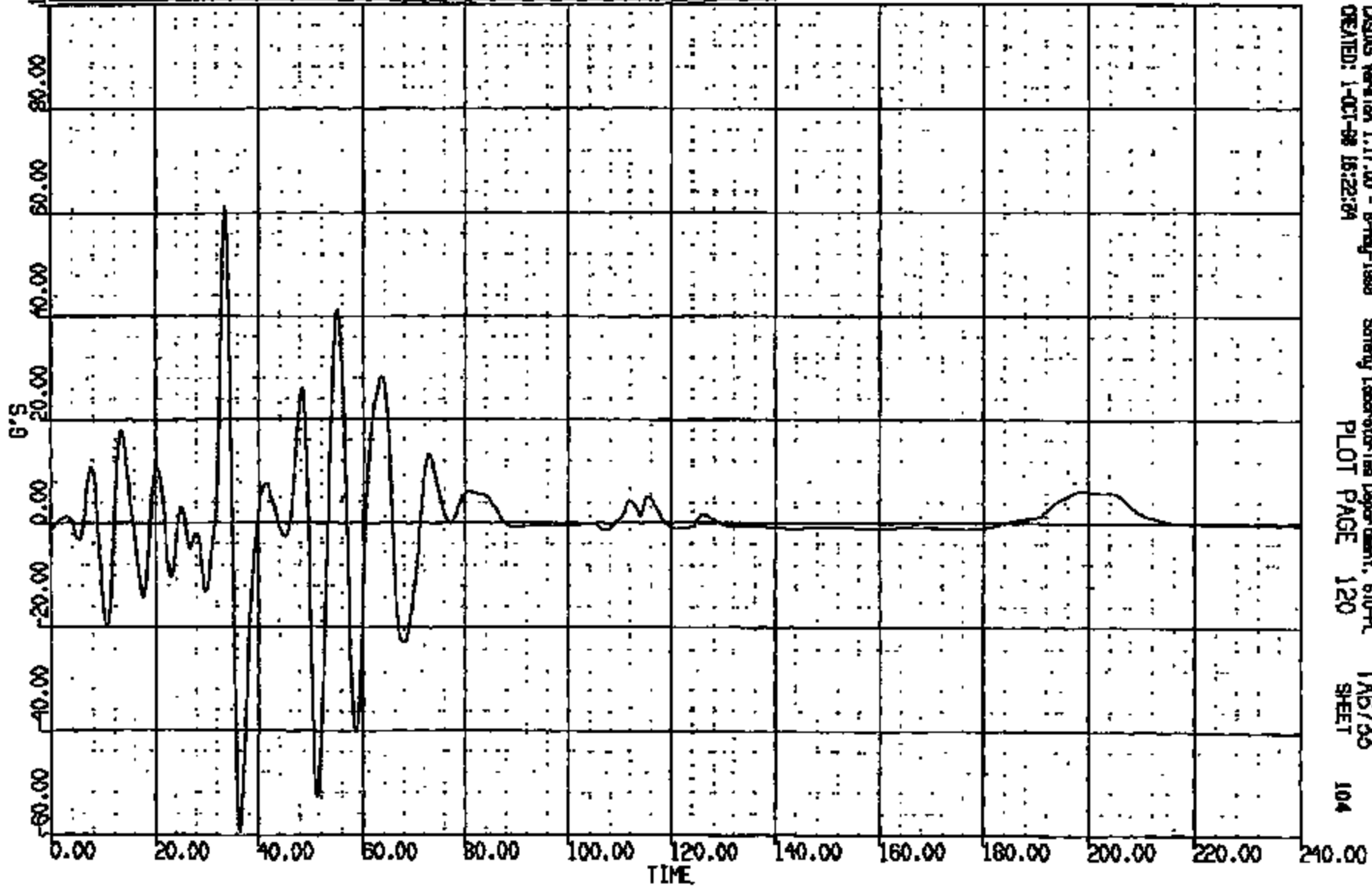


CADINS Version 1.17.00 - 8-May-1988 Safety Laboratories Department, 610-PL
CREATED: 1-OCT-98 16:22:33 PLOT PAGE 119 SHEET 103

CRTS 0011214

CR R: 11214 TO: TA6733 DATE: 981001 15:28:31
2000 D-188

(86) CR11214T FRT FLOOR PAN @ C/L #1 LAT 60C
MAX = 61.24 at 33.52 NS MIN = -59.44 at 36.64 NS **AXIS 1**

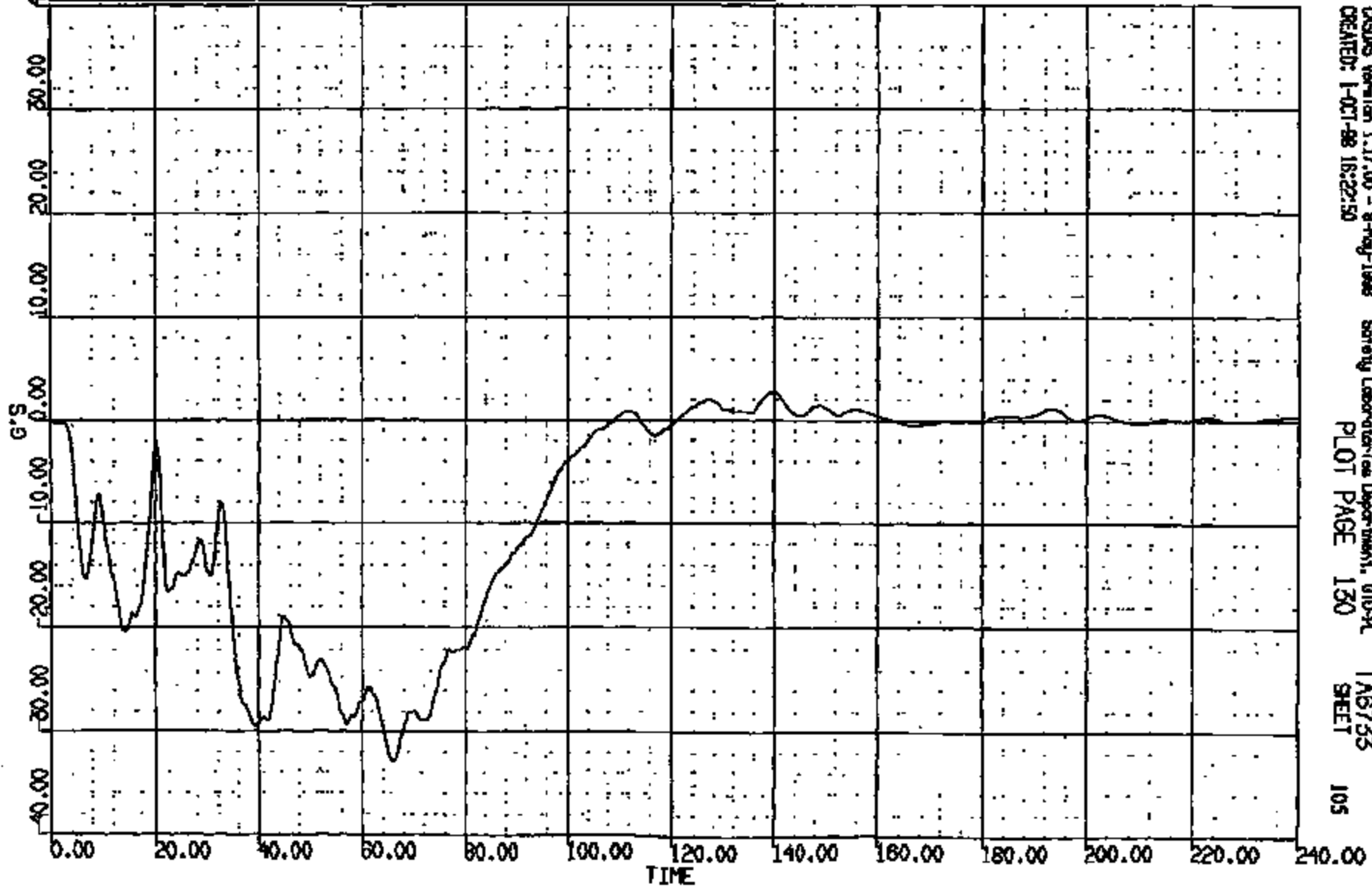


DISTUS Version 1.17.00 - 8-May-1988 Safety Laboratories Department, 610-PL
CREATED: 1-OCT-98 16:22:04 PLOT PAGE 120 TA6733 SHEET 104

CRTS 0011214

CR R: 11214 TO: TAG735 DATE: 981001 15:28:31
2000 D-188

(96) CR11214T L/ROCKER @ B-PILLAR LONG 60C
MAX = 2.688 at 139.8 MS MIN = -32.89 at 66.08 MS **AXIS 1**

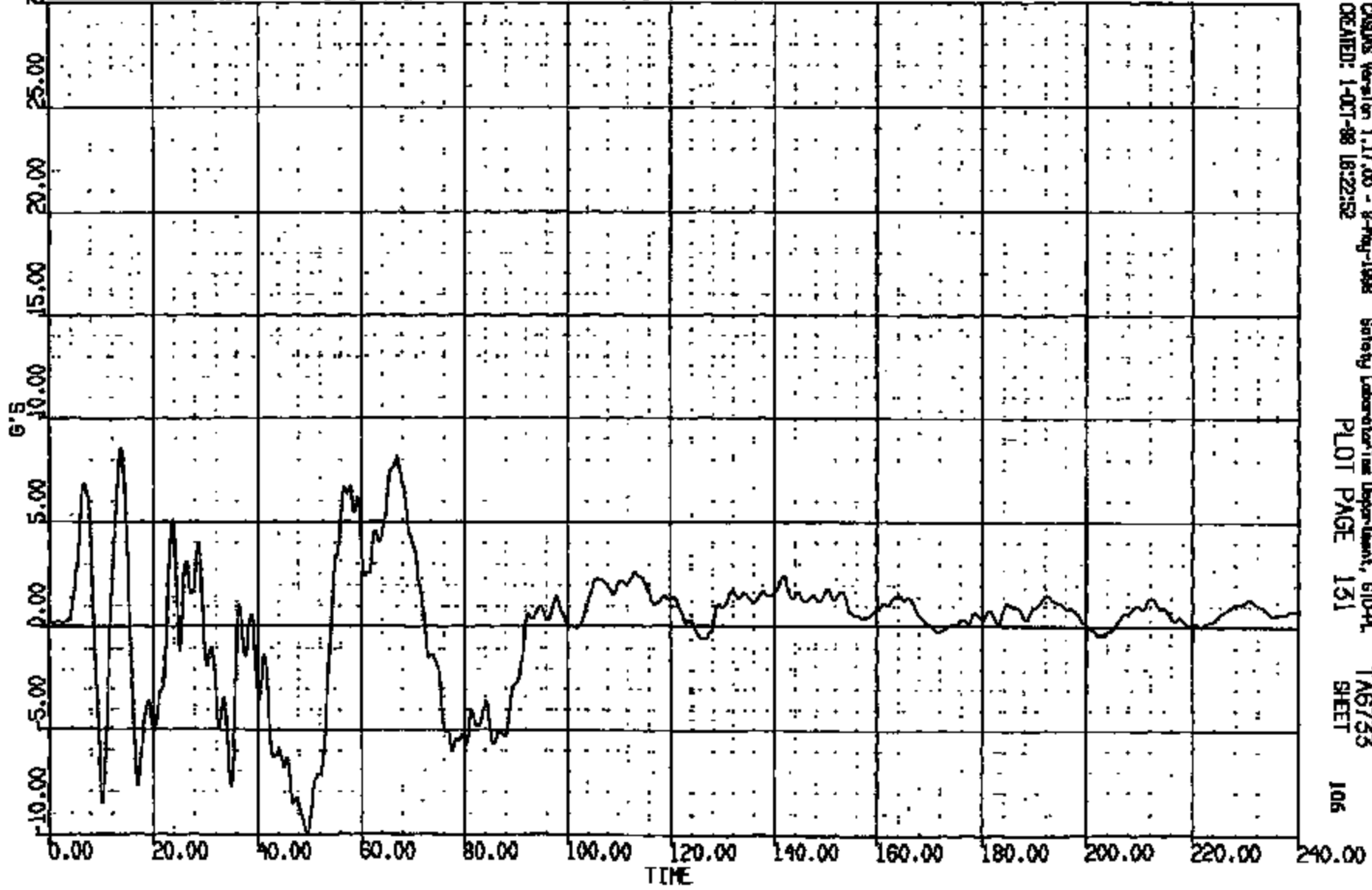


CASDS Version 1.17.00 - 8-May-1998 Safety Laboratories Department, DTI-PL
CREATED: 1-OCT-98 16:22:50 PLOT PAGE 130 TAG735 SHEET 105

CRIS 0011214

CR R: 11214 TO: TA6733 DATE: 881001 15:28:31
2000 D-188

(97) CR11214T L/ROCKER @ B-PILLAR VERT 60C
MAX = 8.565 at 13.76 NS MIN = -9.959 at 49.76 NS AXIS 1



CARDAS Version 1.17.00 - 8-May-1998 Safety Laboratory Department, 610-PL TA6733
CREATED: 1-OCT-88 18:22:52 PLOT PAGE 131 SHEET 106

CRIS 0011214

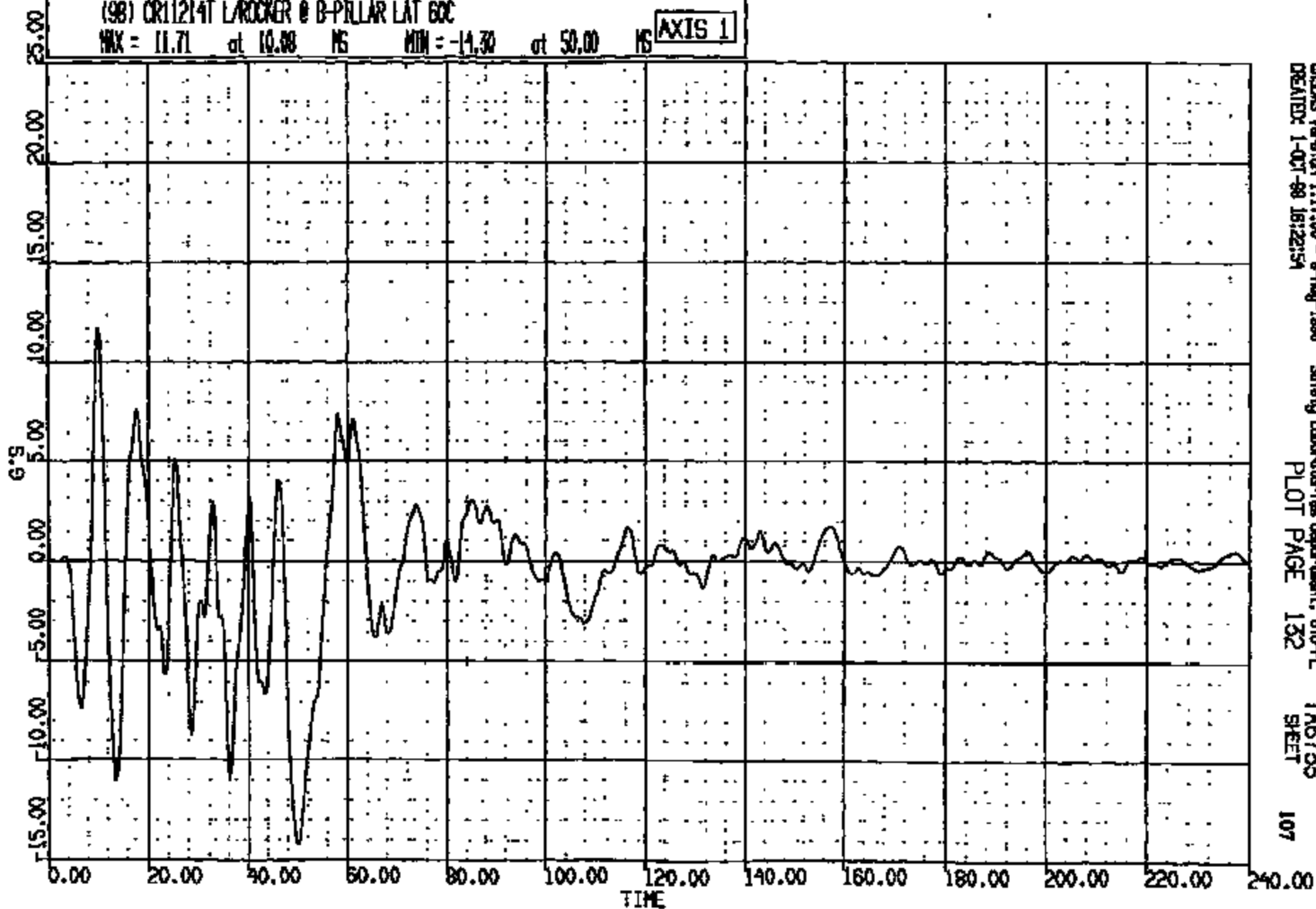
CR R: 11214 TO: TAG735 DATE: 981001 15:28:51

8000 D-198

(98) CR11214T L/ROCKER @ B-PILLAR LAT 60C

MAX = 11.71 at 10.08 MS MIN = -14.30 at 50.00 MS

AXIS 1



CASAS Version 1.17.00 - 8-May-1998
CREATED: 1-01-98 15:22:54

Safety Laboratory/Ins Department, 610-PL
PLOT PAGE 132

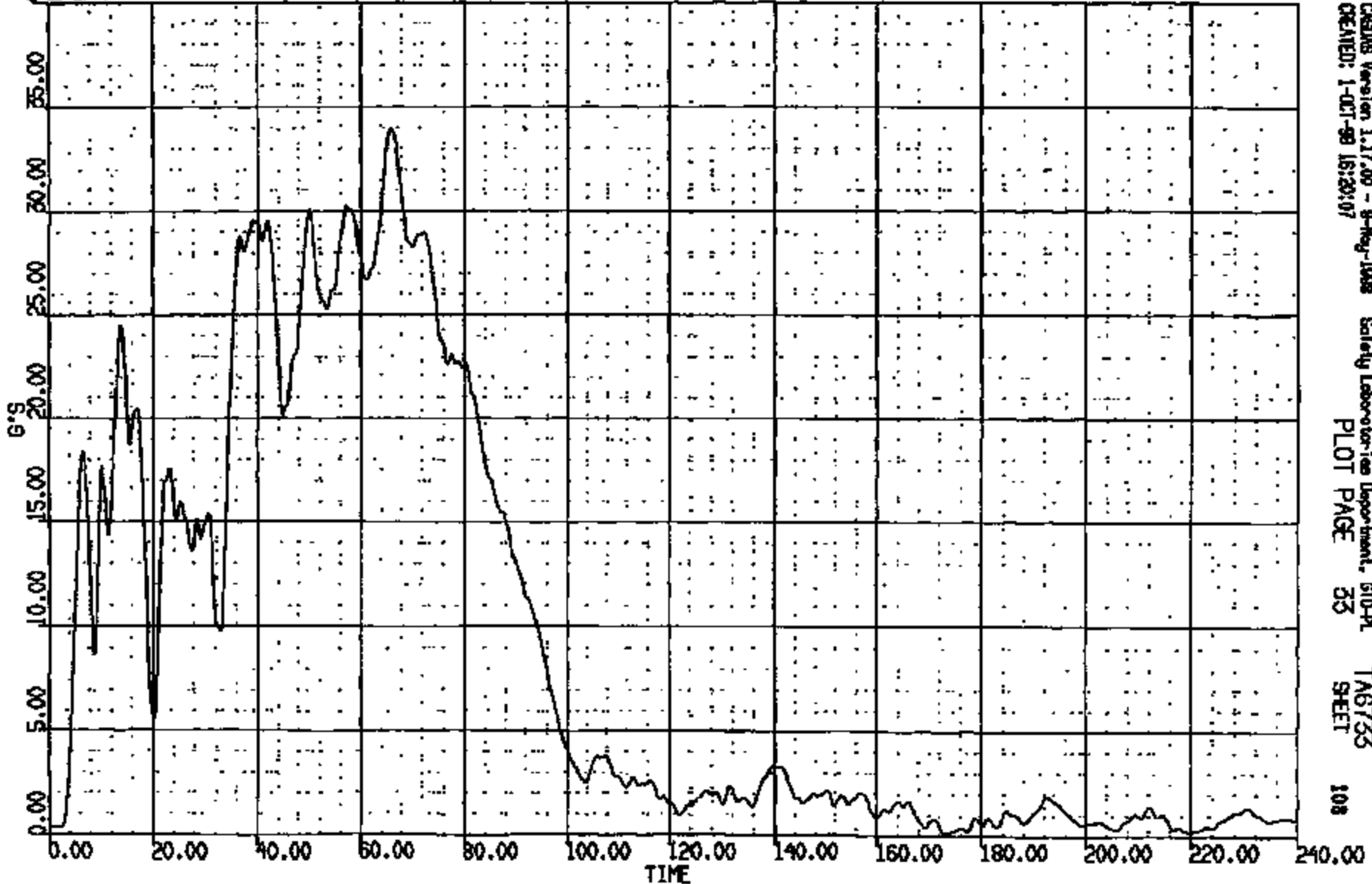
TAG735
SHEET

107

CRTS 0011214

CR R: 11214 TO: TA6733 DATE: 991001 15:28:51
2000 0-188

(10015) CRT11214 L/ROCKER @ B-PILLAR RES 60C
MAX = 33.94 at 65.00 MS MIN = 0.1228 at 219.8 MS **AXIS 1**

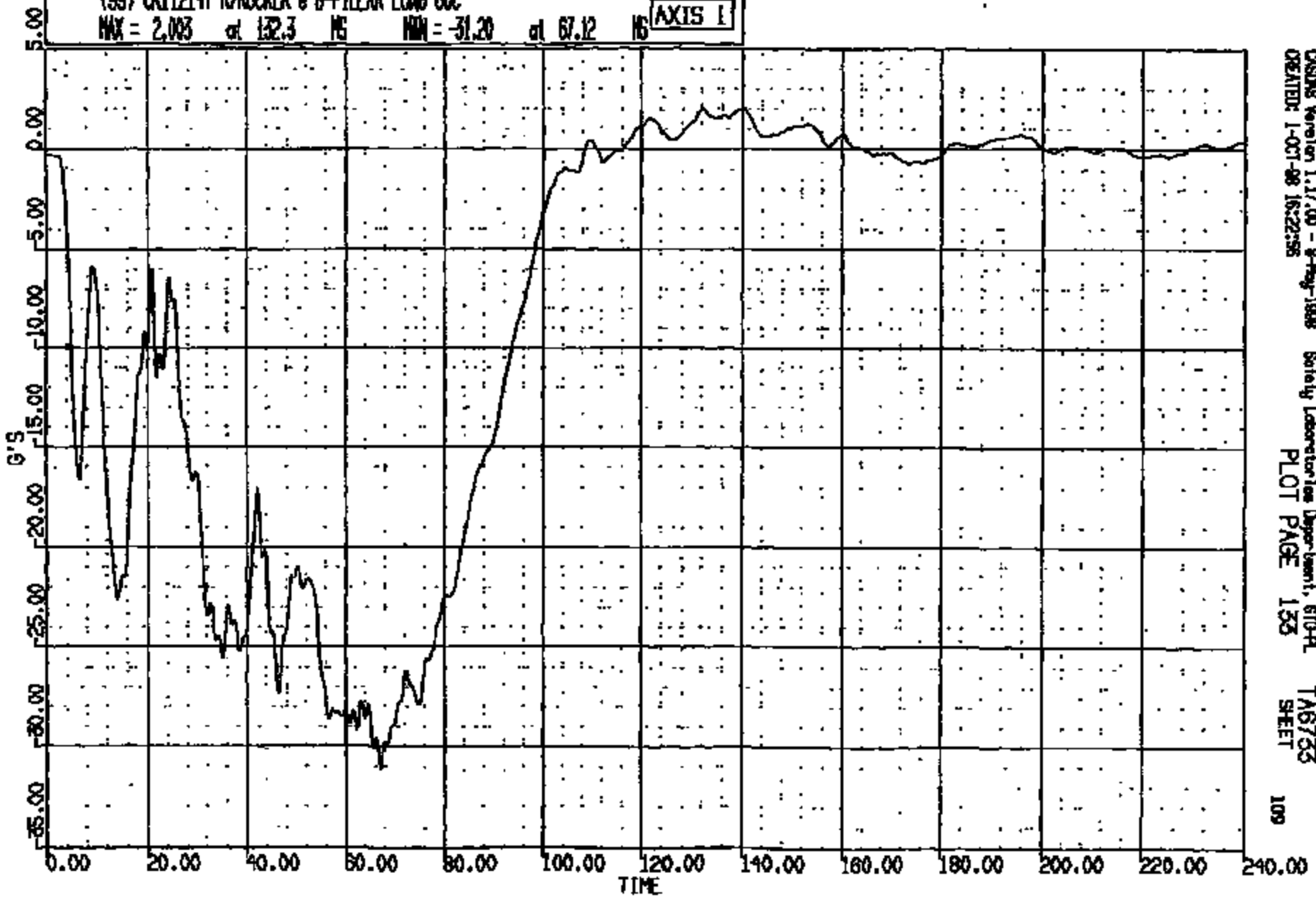


CASAS Version 1.17.00 - 9-May-1998 Safety Laboratory Department, SIO-PL
CREATED: 1-OCT-99 16:20:07 PLOT PAGE 33 TA6733 SHEET 108

CRTS 0011214

CR R: 11214 TO: TAB733 DATE: 981001 15:28:31
2000 D-186

(99) CR11214T R/ROCKER @ B-PILLAR LONG GOC
MAX = 2.083 at 132.3 MS MIN = -31.20 at 67.12 MS AXIS 1



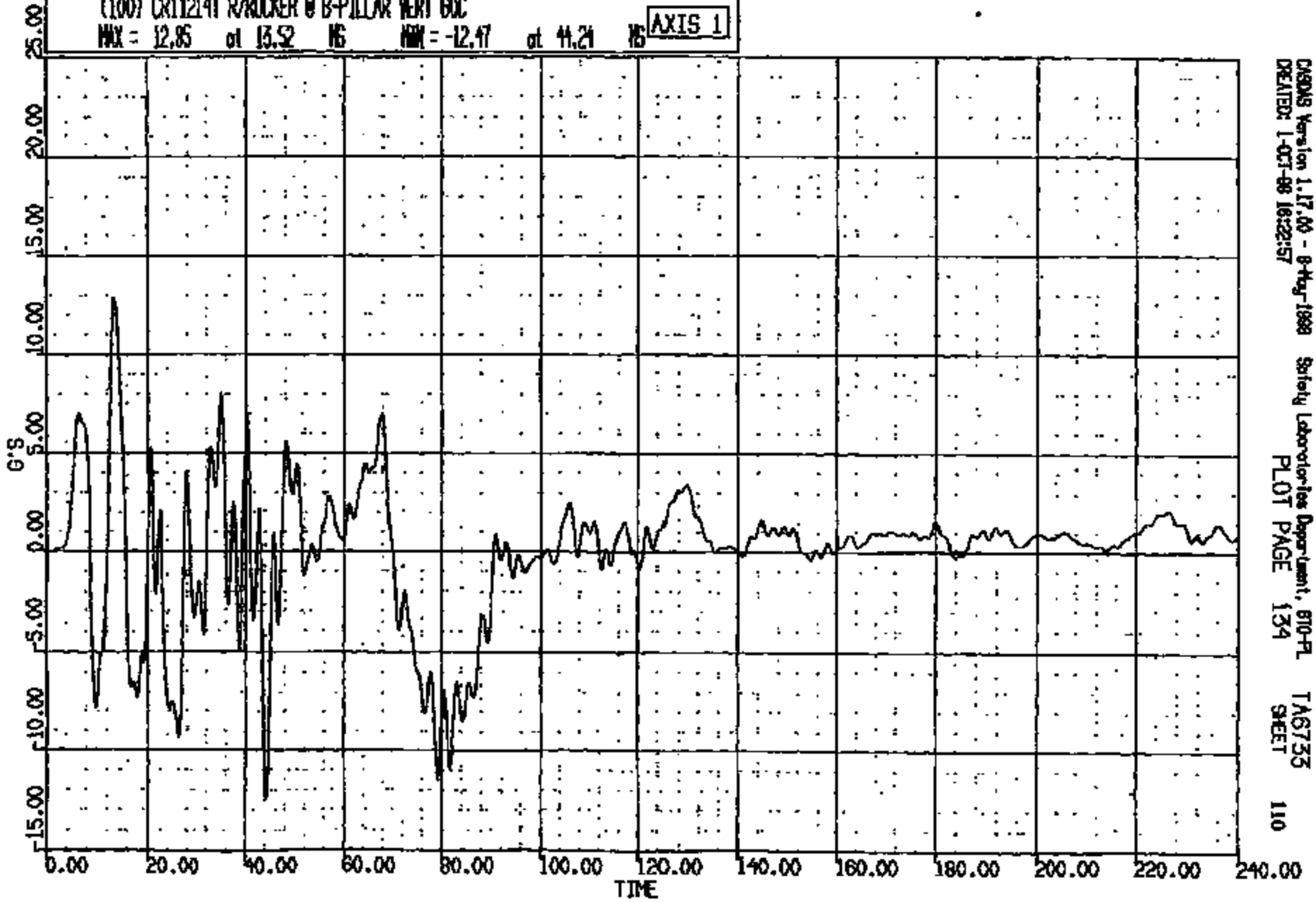
CASDAQ Version 1.17.00 - 8-May-1998
CREATED: 1-OCT-98 16:22:55

Safety Laboratories Department, 610-PL
PLOT PAGE 133

TAB733
SHEET

CR R: 11214 TO: TA6735 DATE: 881001 15:28:51
2000 D-188

(100) CR11214T R/ROCKER @ B-PILLAR VERT 60C
MAX = 12.85 at 13.52 MS MIN = -12.47 at 41.21 MS **AXIS 1**



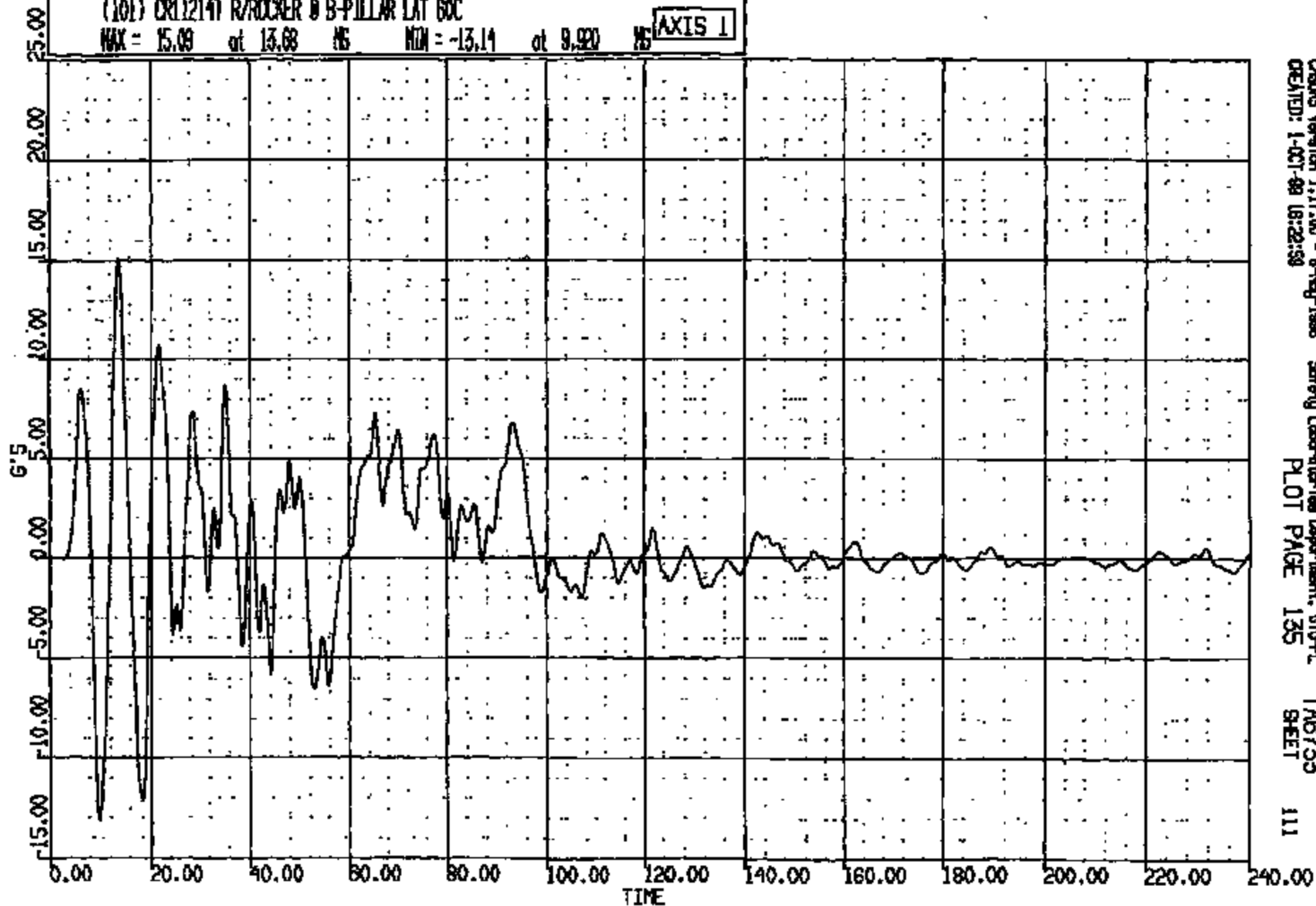
CASAS Version 1.17.00 - 8-Aug-1988 Safety Laboratories Department, 810-PL
CREATED: 1-03-88 16:22:57
TA6735
PLOT PAGE 134 SHEET 110

CRTS 0011214

CR R: 11214 TO: TA6733 DATE: 981001 15:28:51
2000 D-198

(101) CR11214T R/ROCKER @ S-PILLAR LAT 60C
MAX = 15.09 at 13.68 MS MIN = -13.14 at 9.920 MS

AXIS 1



CRS018 Version 1.17.00 - 8-May-1998
CREATED: 1-01-98 18:22:38

Safety Laboratory Department, 610-PL
PLOT PAGE 135

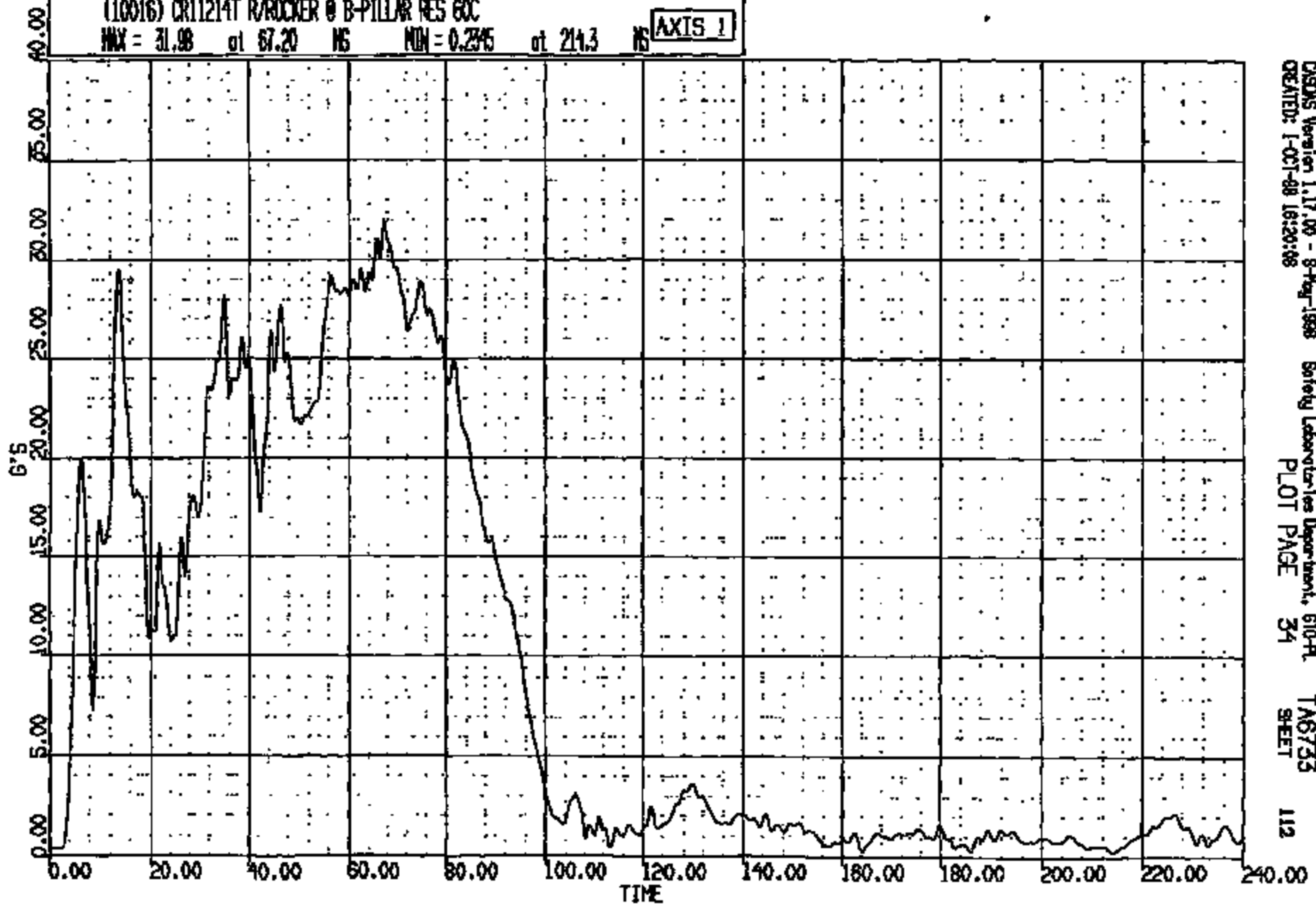
TA6733
SHEET

111

CRTS 0011214

CR R: 11214 TO: TAB735 DATE: 881001 15:28:31
2000 D-188

(10016) CR11214T R/ROCKER @ B-PILLAR RES 60C
MAX = 31.98 at 67.20 NS MIN = 0.2345 at 214.3 NS **AXIS 1**

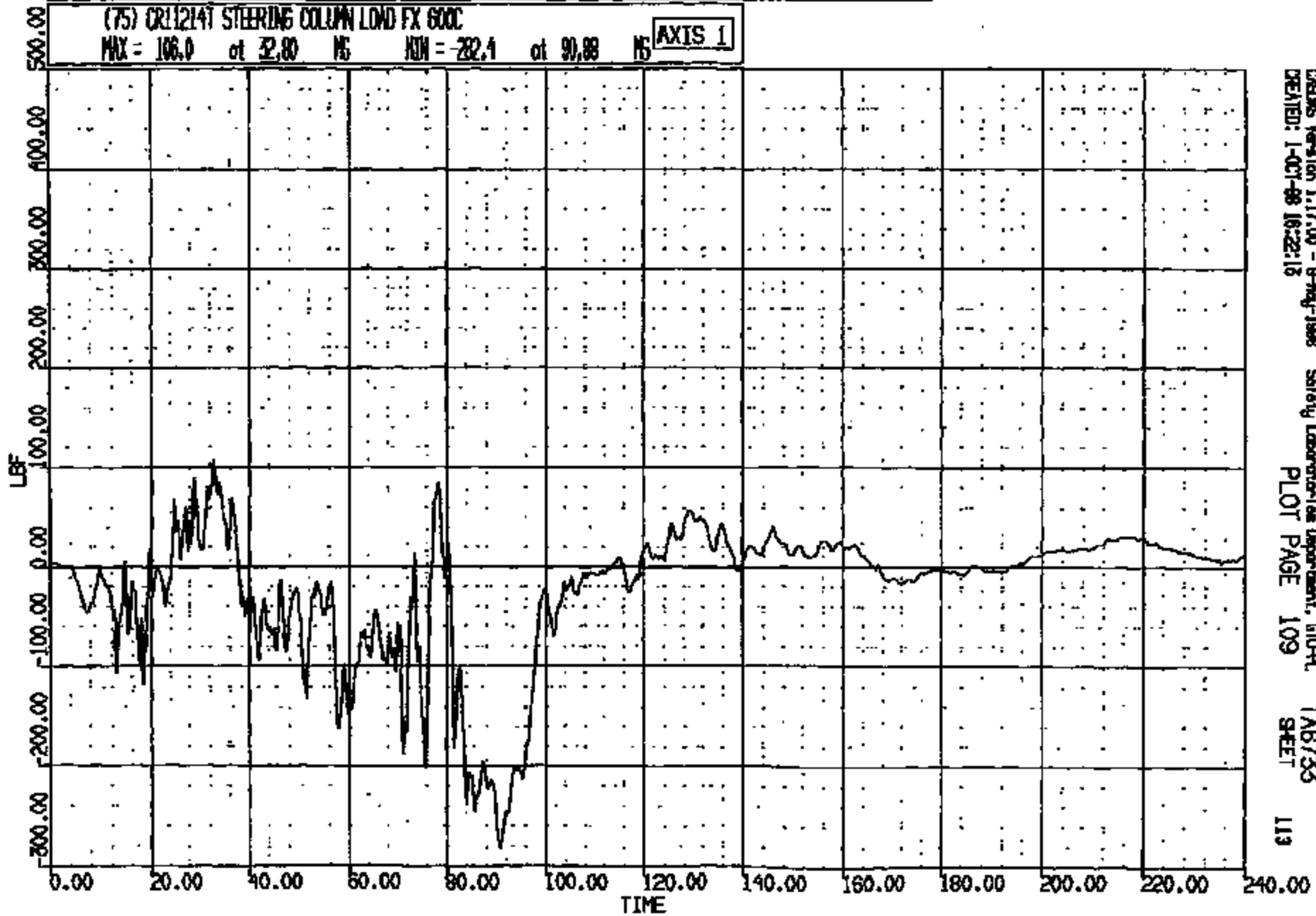


CADMS Version 1.17.00 - 8-May-1998 Safety Laboratories Department, 610-PL
CREATED: 1-OCT-88 16:20:08 PLOT PAGE 34 TAB735 SHEET 112

CRTS 0011214

CR R: 11214 TO: TA6733 DATE: 981001 15:28:31
2000 D-198

(75) CR112147 STEERING COLUMN LOAD FX 600C
MAX = 106.0 at 32.80 MS MIN = -232.4 at 90.88 MS **AXIS 1**



EVANS Version 1.17.00 - 9-Aug-1998
CREATED: 1-OCT-98 16:22:18

Safety Laboratory/see Department, 610-FL
PLOT PAGE 109

TA6733
SHEET

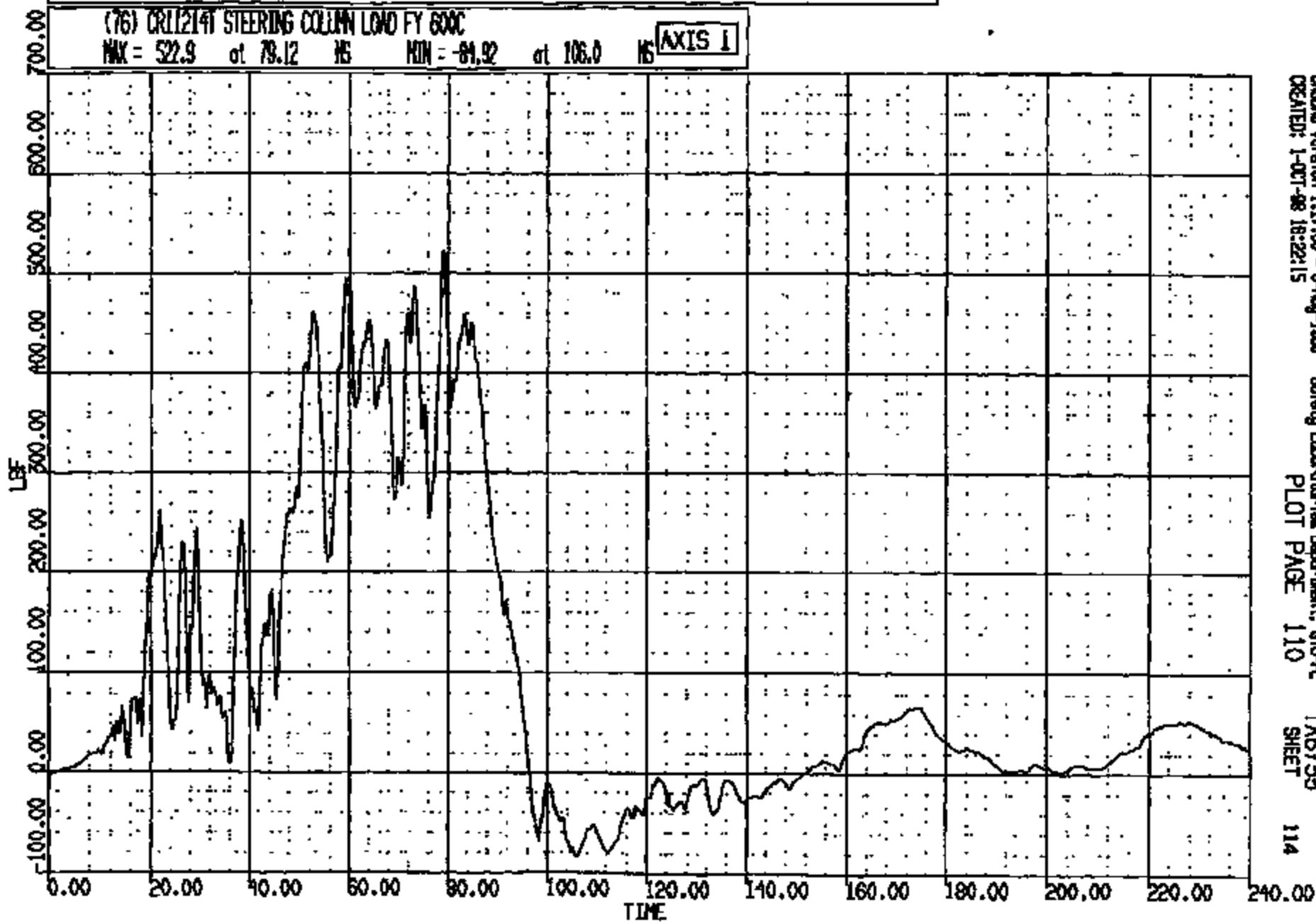
113

CRTS 0011214

CR R: 11214 TO: TA6733 DATE: 881001 15:28:31
2000 D-198

(76) CR11214 STEERING COLUMN LOAD FY 600C

MAX = 522.9 at 79.12 HS MIN = -84.92 at 106.0 HS AXIS 1



CRS08 Version 1.17.00 - 8-May-1988
CREATED: 1-0CT-88 18:22:15

Safety Laboratories Department, 070-FL
PLOT PAGE 110

TA6733
SHEET

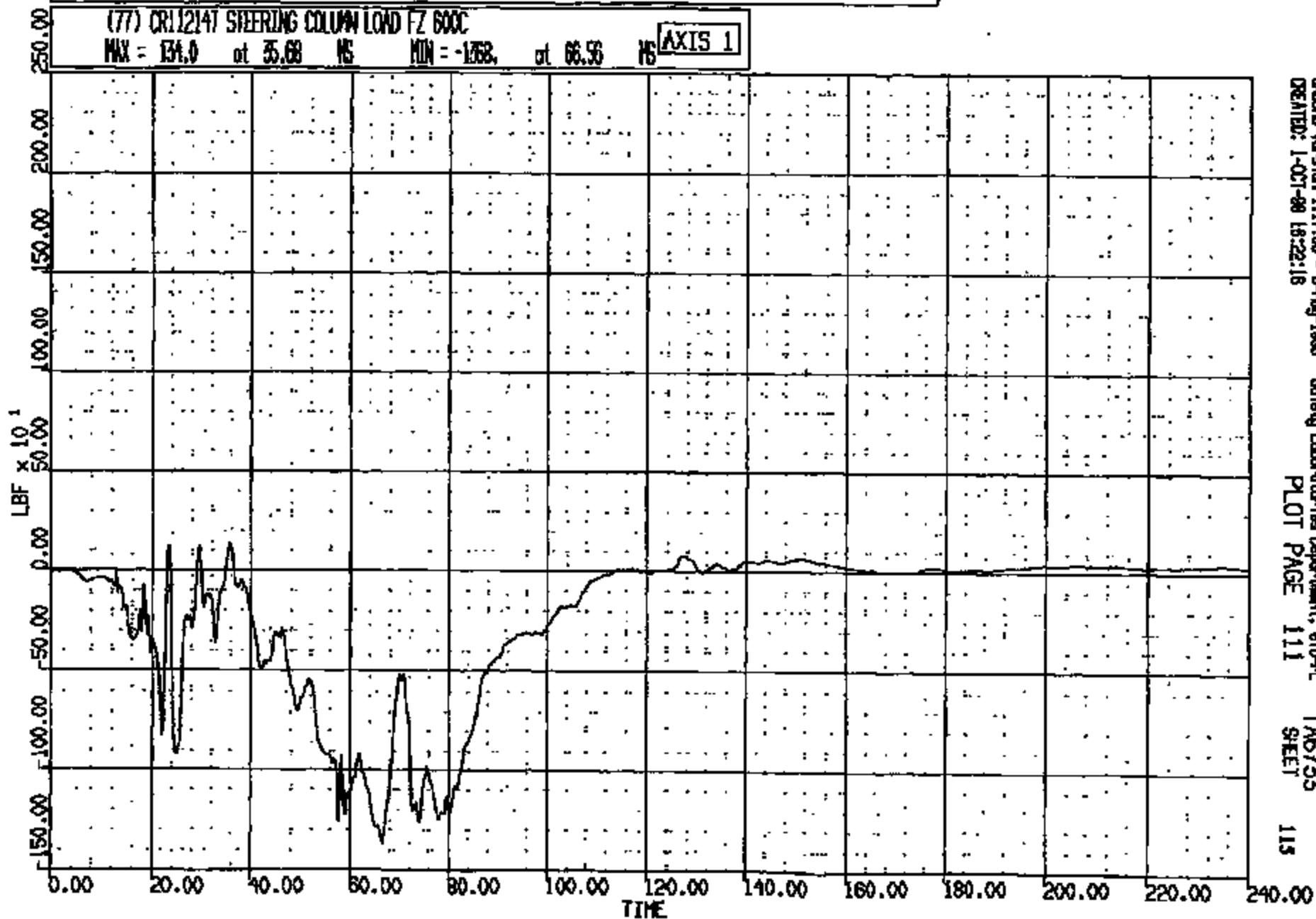
114

CRTS 0011214

CR R: 11214 TO: T6733 DATE: 081001 15:28:31
2000 D-188

(77) CR112147 STEERING COLUMN LOAD FZ 600C

MAX = 134.0 at 35.68 NS MIN = -176.8 at 66.56 NS **AXIS 1**



CADDS Version 1.17.00 - 8-May-1988
CREATED: 1-OCT-88 18:22:18

Safety Laboratories Department, STD-PL
PLOT PAGE 111

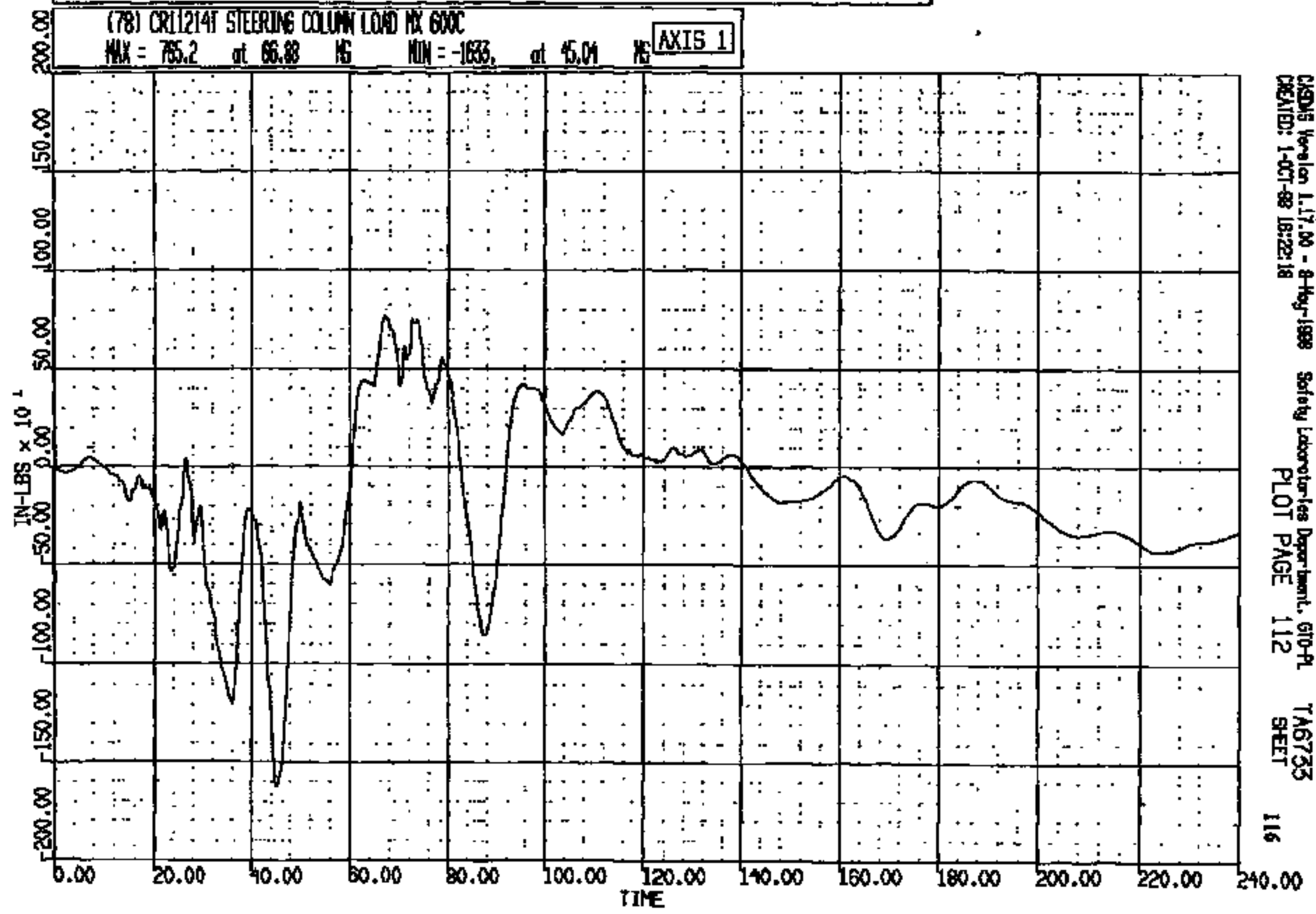
T6733
SHEET

115

CRTS 0011214

CR R: 11214 TO: TA6733 DATE: 981001 15:28:31
2000 D-198

(78) CR11214F STEERING COLUMN LOAD MX 600C
MAX = 755.2 at 66.88 MS MIN = -1633. at 45.04 MS **AXIS 1**



CASDIS Version 1.17.00 - 8-Aug-1998 Safety Laboratories Department, 610-PL
CREATED: 1-OCT-98 18:22:18 PLOT PAGE 112 SHEET 116

CRTS 0011214

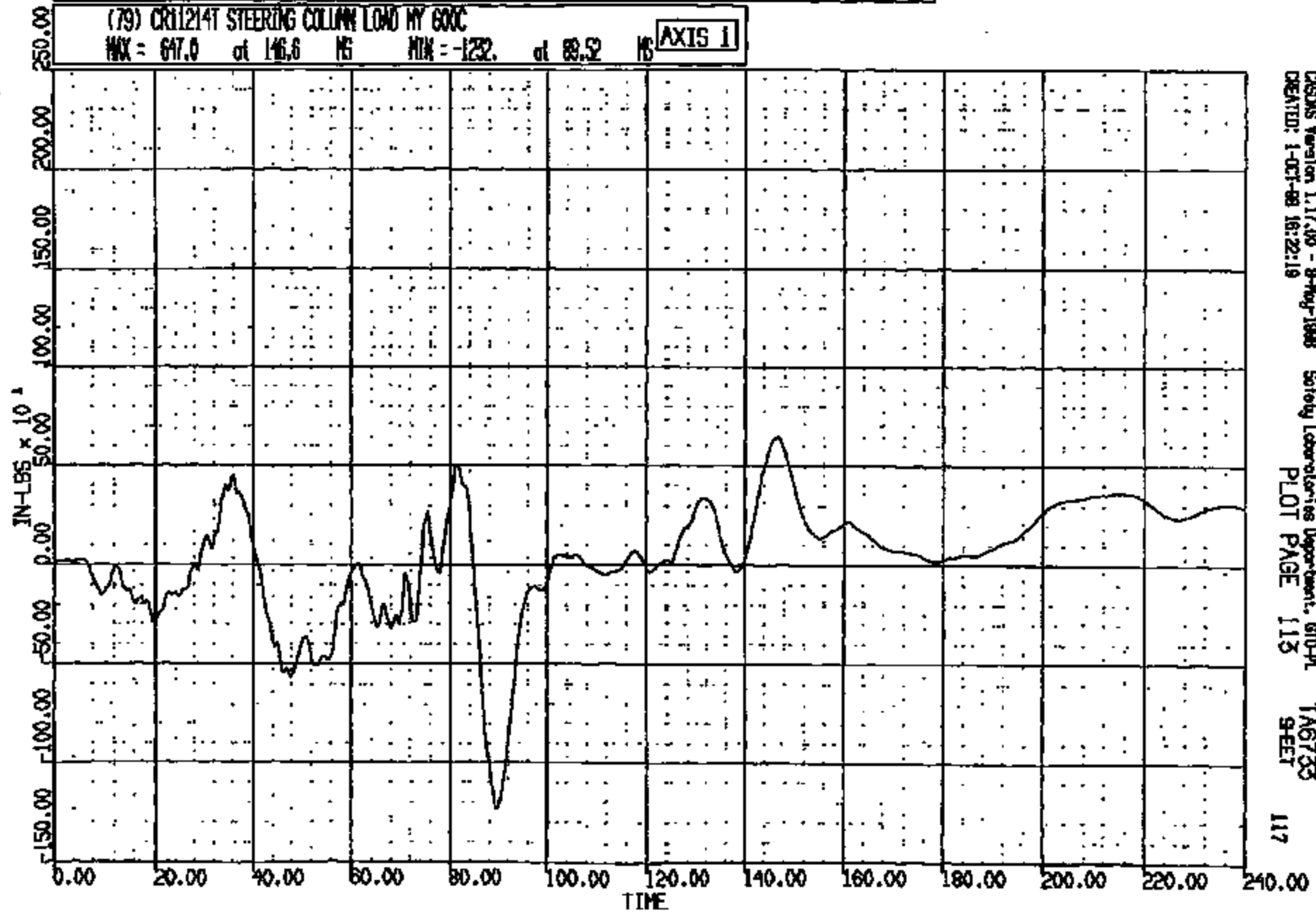
CR R: 11214 TO: TA6733 DATE: 881001 16:28:31

8000 D-188

(79) CR11214T STEERING COLUMN LOAD NY 600C

MAX = 647.0 at 146.6 MS MIN = -1232. at 88.52 MS

AXIS 1



CASMS Version 1.17.00 - 9-May-1988
CREATED: 1-OCT-88 16:22:19

Safety Laboratories Department, 670-PL
PLOT PAGE 113

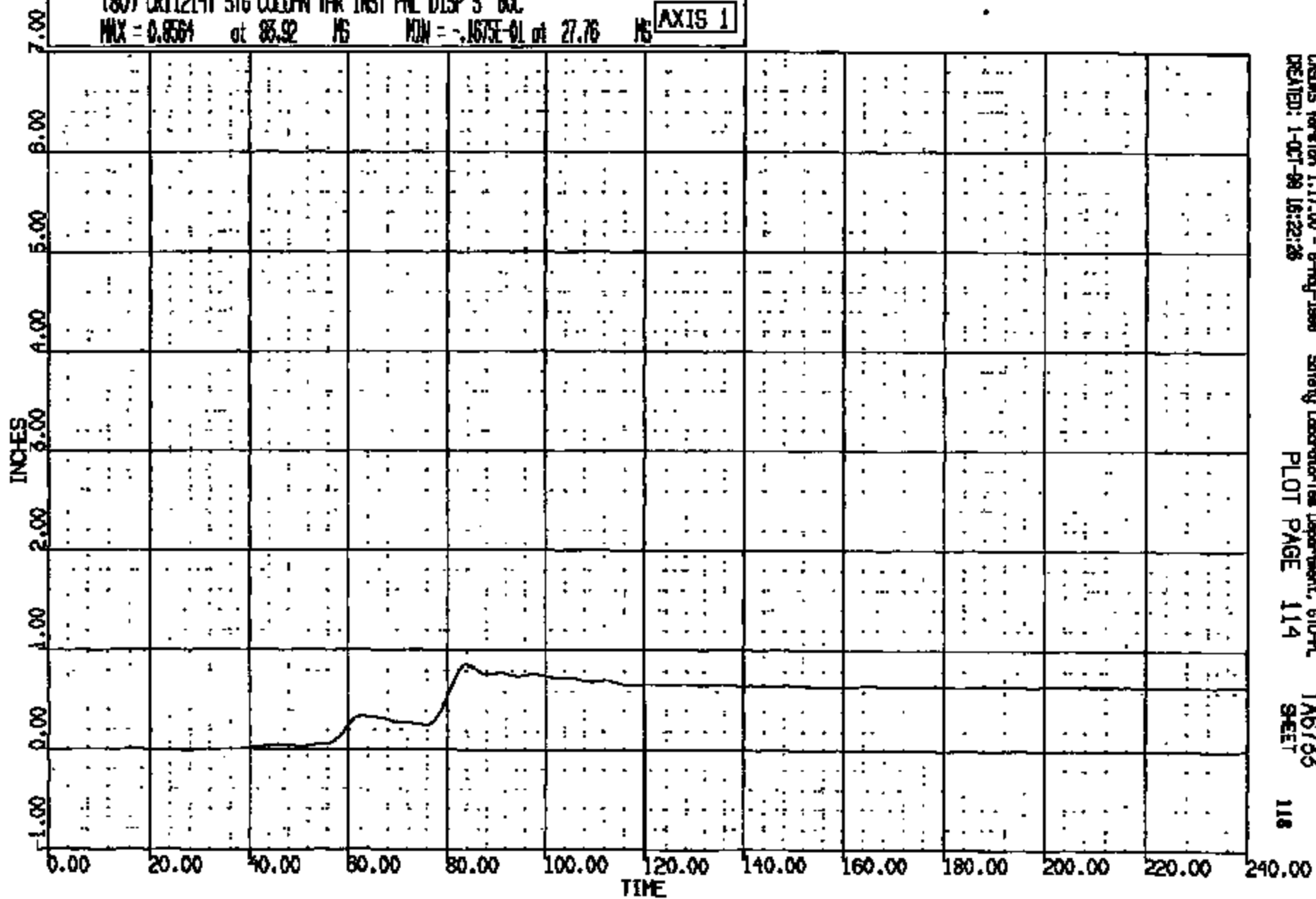
TA6733
9-EET

117

CR11214

CR R: 11214 TO: TA6733 DATE: 981001 15:28:31
2000 D-189

(80) CRT1214T STG COLUMN THR INST PNL DISP S SOC
MAX = 0.8564 at 85.92 MS MIN = -.1675E-01 at 27.76 MS **AXIS 1**

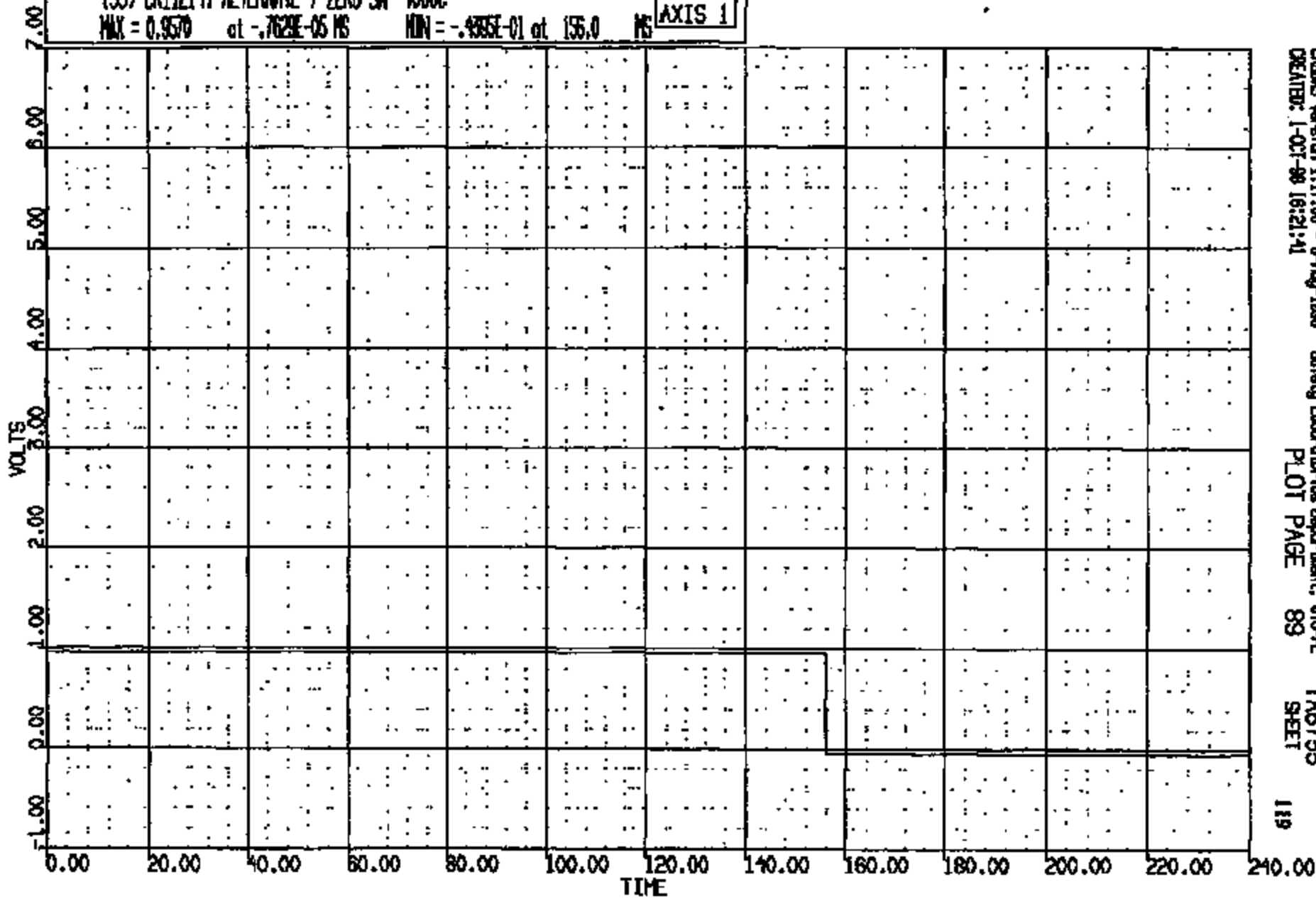


CADWIS Version 1.17.00 - 8-May-1998 Safety Laboratories Department, 610-PL
CREATED: 1-OCT-99 16:22:28 PLOT PAGE 114 SHEET 118

CRTS 0011214

CR R: 11214 TO: TAG735 DATE: 881001 15:28:31
2000 D-168

(55) CR11214T ALTERNATE T-ZERO SM 4000C
MAX = 0.9570 at -.7628E-05 MS MIN = -.935E-01 at 155.0 MS **AXIS 1**

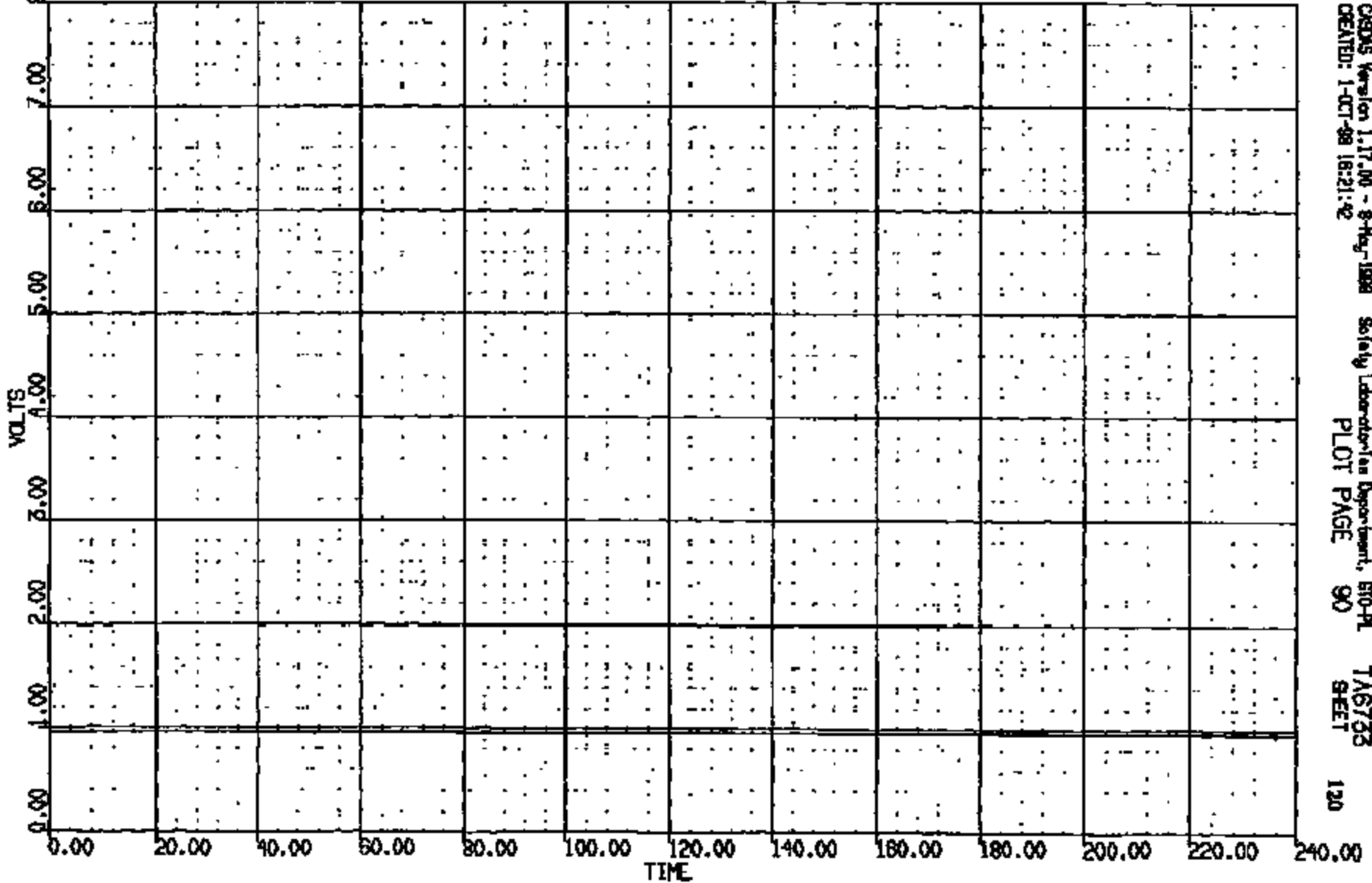


GENS Version 1.17.00 - 8-May-1988 Safety Laboratories Department, 610-71 TAG735
CREATED: 1-OCT-88 16:21:41 PLOT PAGE 89 SHEET

CR #: 11214 TO: TAG733 DATE: 981001 15:28:31
2000 0-188

(56) CR11214T TILT MECH. BREAKAWAY SN 4000C
MAX = 0.9570 at .7629E-05 MS MIN = 0.9570 at .7629E-05 MS

AXIS 1



CRS015 Version 1.17.00 - 8-May-1998
CREATED: 1-OCT-98 16:21:42

Safety Laboratory as Department, 510-PL
PLOT PAGE 90

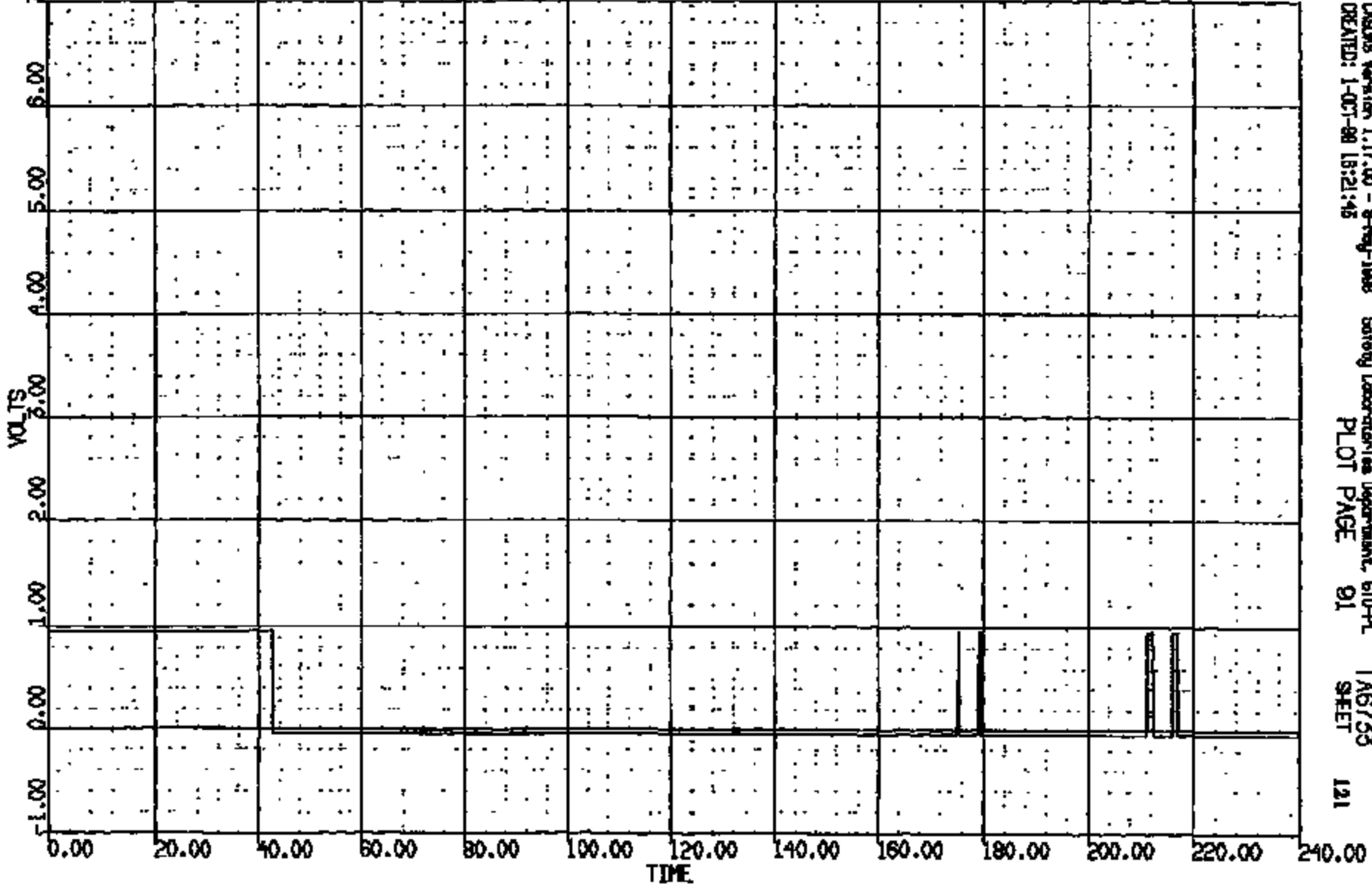
TAG733
SHEET

120

CRTS 0011214

CR R: 11214 TO: TA6733 DATE: 981001 15:28:51
2000 0-188

(57) CR11214T STR COL PNT BREAKAWAY LEFT SW 4000C
MAX = 0.9570 at -.7625E-05 MS MIN = -.4395E-01 at 12.80 MS **AXIS 1**



CRMS Version 1.17.00 - 8-May-1998 Safety Laboratories Department, 610-PL TA6733
CREATED: 1-OCT-98 15:21:45 PLOT PAGE 91 SHEET 121

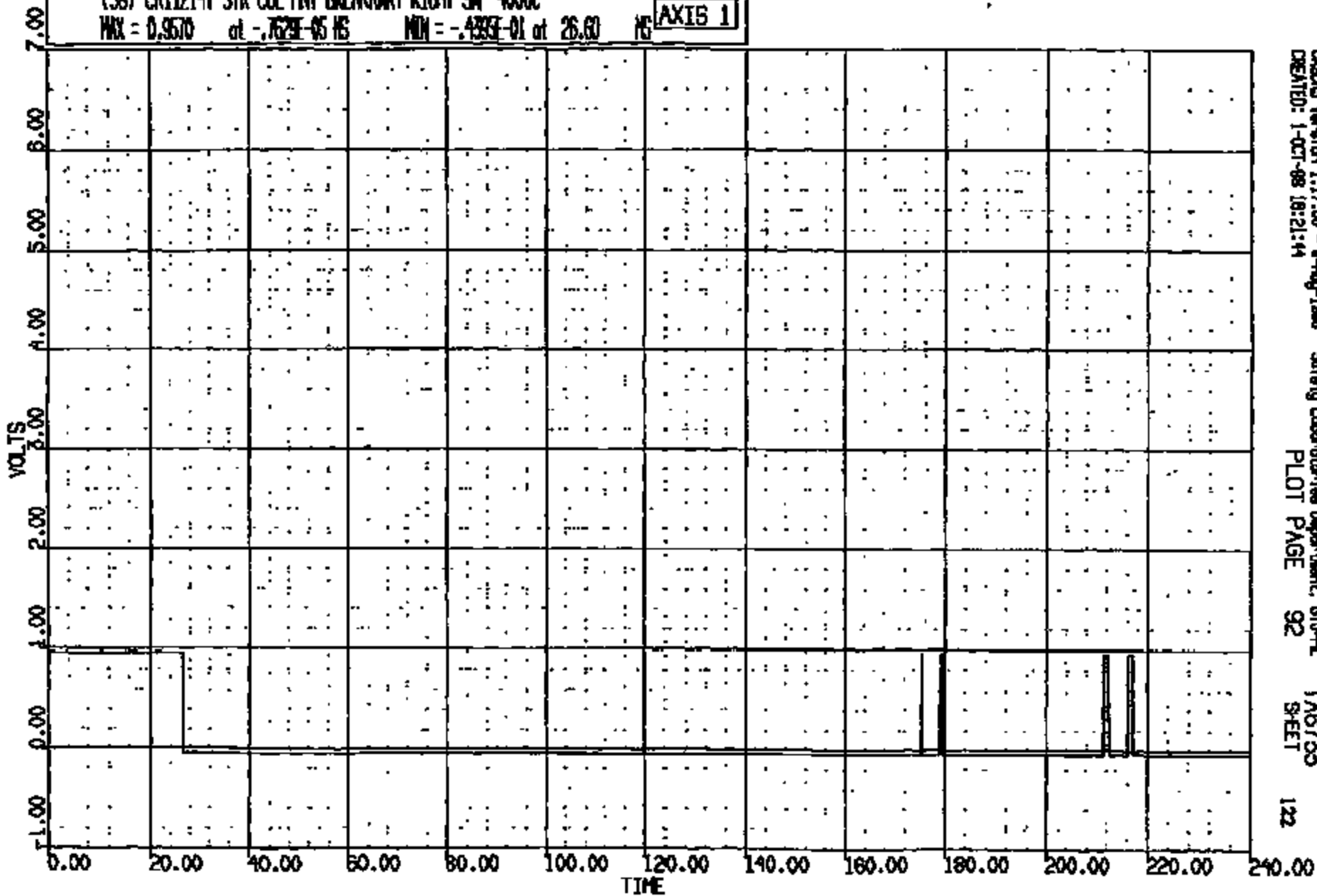
CRIS 0011214

CR R: 11214 TO: TA6733 DATE: 081001 15:28:31
2000 D-188

(58) CR11214T STR COL PNT BREAKAWY RIGHT SH 4000C

MAX = 0.9570 at -.7629E-05 NS MIN = -.4333E-01 at 26.60 NS

AXIS 1



CRS15 Version 1.17.00 - 8-May-1988
CREATED: 1-OCT-88 18:21:44

Safety Laboratories Department, 610-PL
PLOT PAGE 92

TA6733
SHEET

122

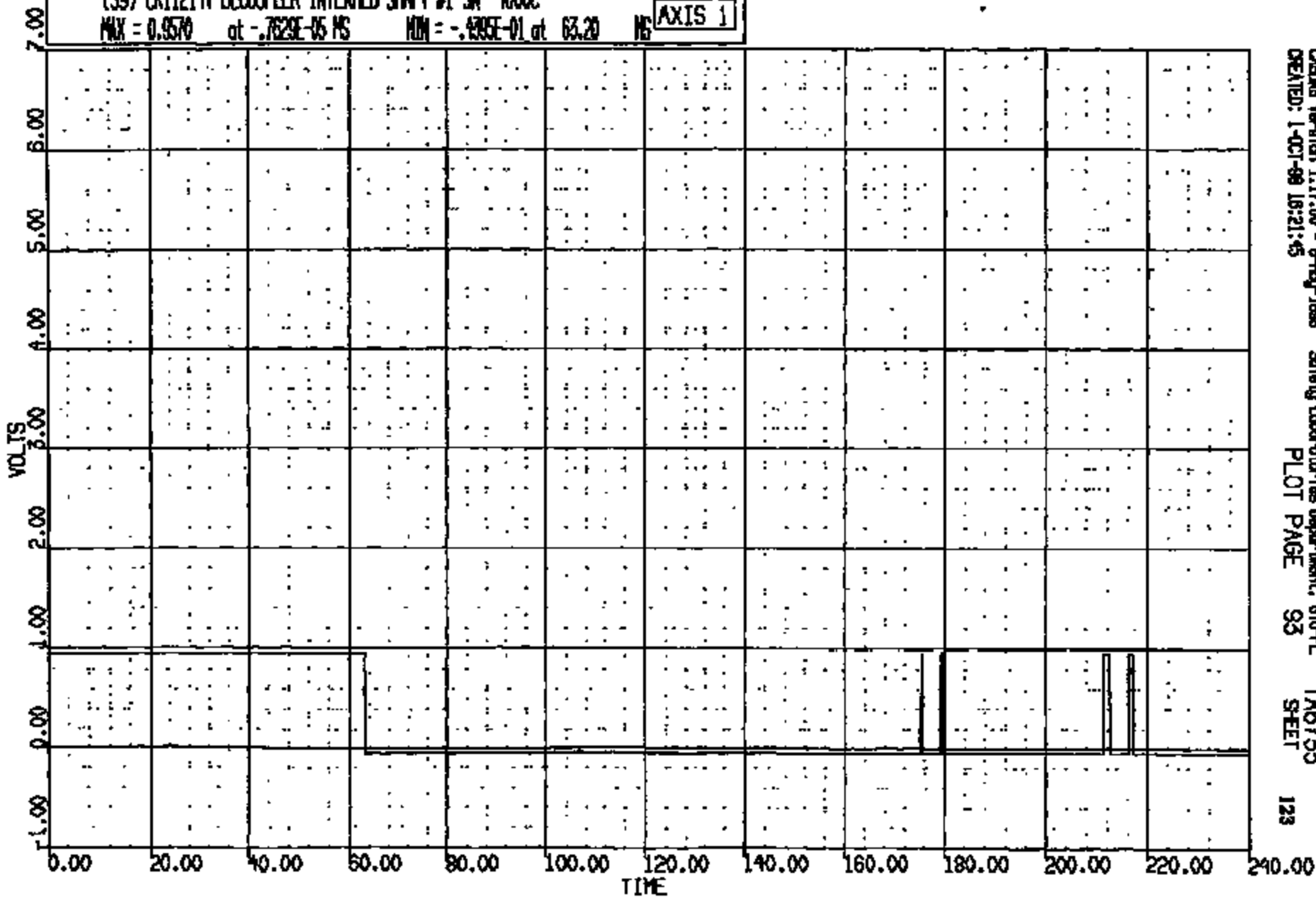
CRTS 0011214

CR R: 11214 TO: TAST55 DATE: 981001 15:28:31
2000 D-188

(59) CR11214T DECOUPLER INTERMED SWFT #1 SN 4000C

MAX = 0.9570 at -.7629E-05 MS MIN = -.4395E-01 at 63.20 MS

MS **AXIS 1**



OSINS Version 1.17.00 - 9-Aug-1988
CREATED: 1-OCT-98 16:21:45

Safety Laboratories Department, 610-PL
PLOT PAGE 93

TAG733
SHEET

123

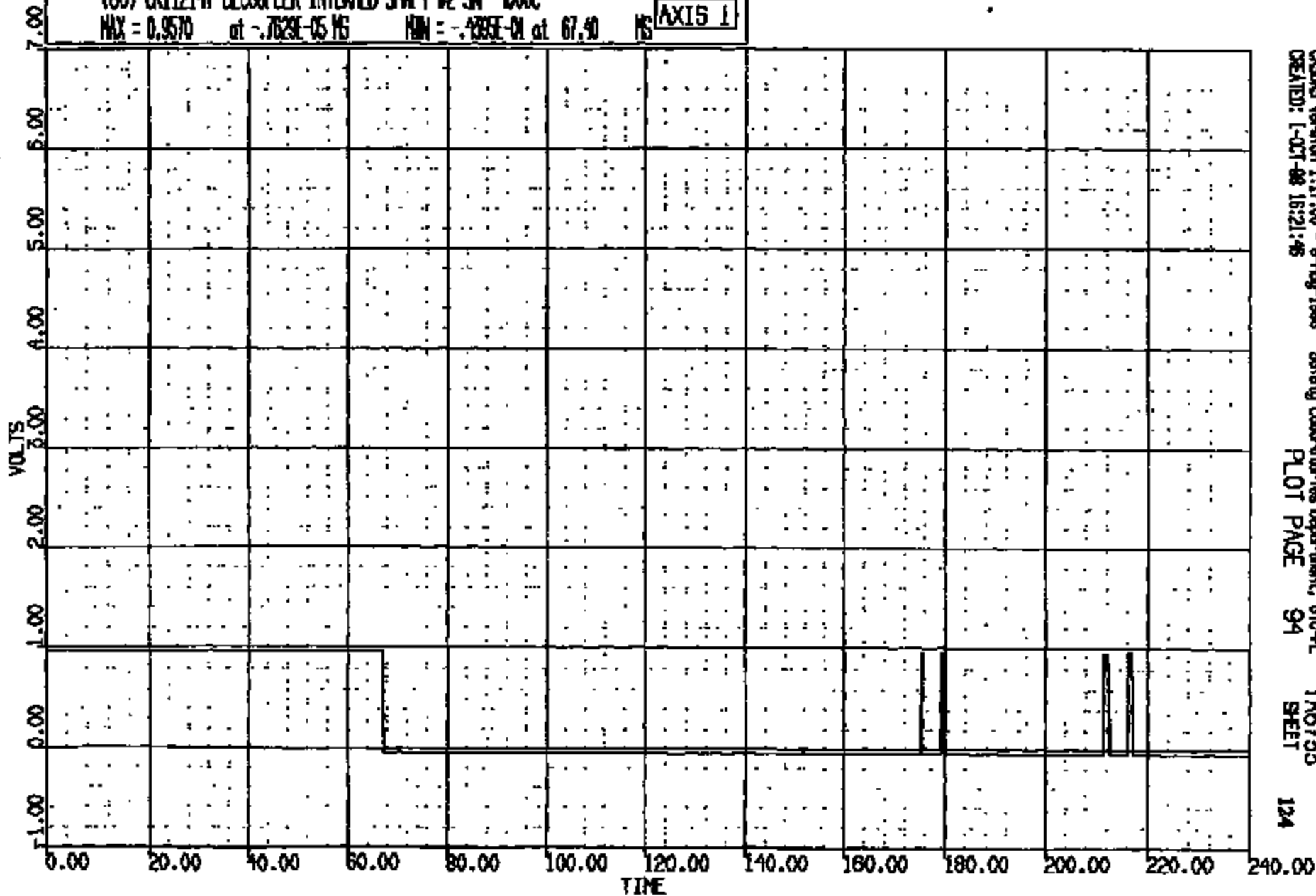
CRTS 0011214

CR R: 11214 TO: TA6733 DATE: 981001 15:29:31
2000 D-180

(60) CR11214 DECOUPLER INTERMED SWFT #2 SN 400C

MAX = 0.9570 at -.7629E-05 MS MIN = -.435E-01 at 67.50 MS

AXIS 1

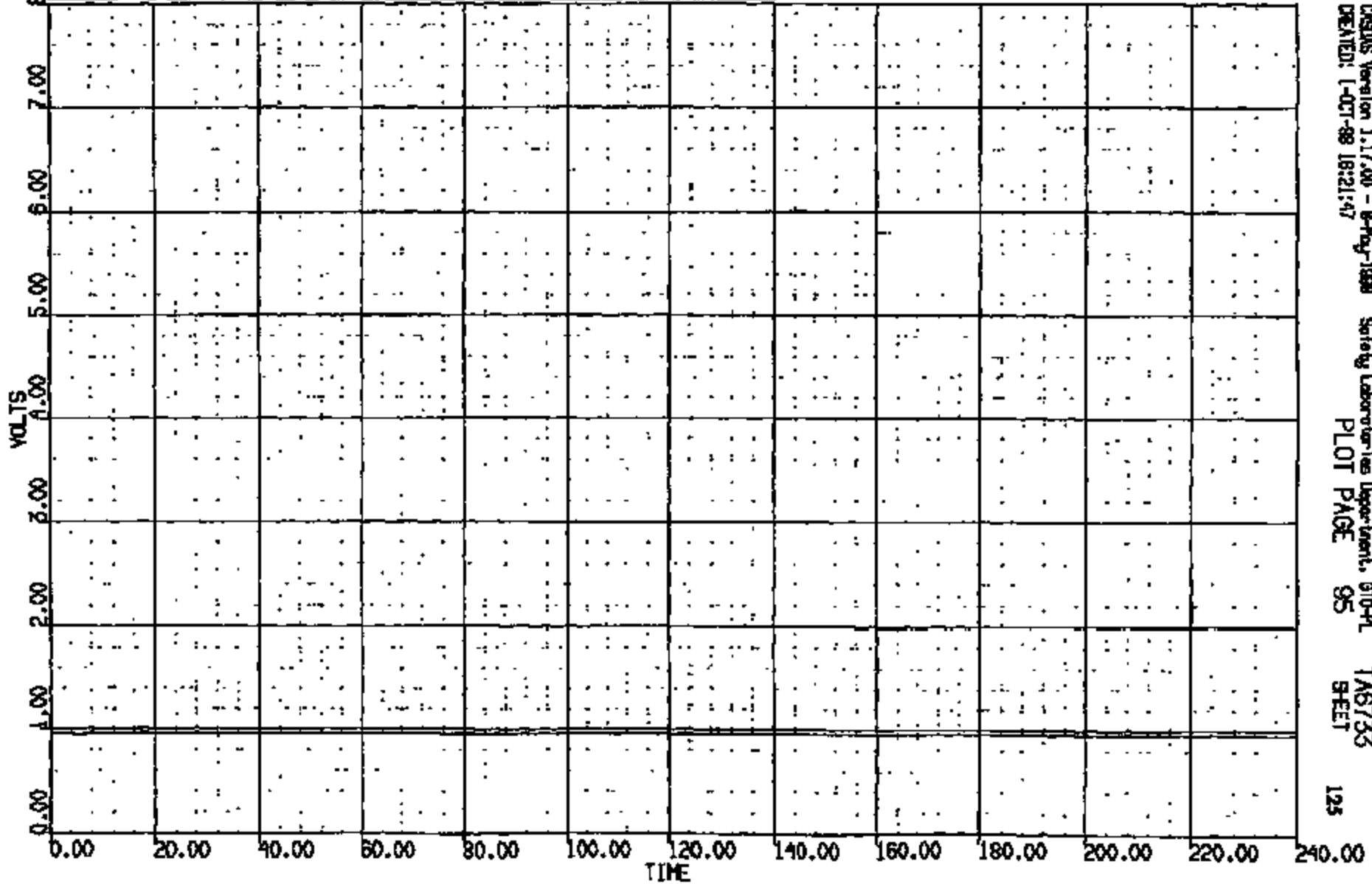


CASMS Version 1.17.00 - 8-May-1998 Safety Laboratories Department, GTO-4L TA6733
CREATED: 1-OCT-98 16:21:46 PLOT PAGE 94 SHEET 124

CRTS 0011214

CR R: 11214 TO: TA6733 DATE: 881001 15:28:31
2000 D-188

(61) CR11214T FUEL SHUT OFF (INERTIA) SN 4000C
MAX = 0.9570 at -.762E-05 MS MIN = 0.9570 at -.762E-05 MS **AXIS 1**

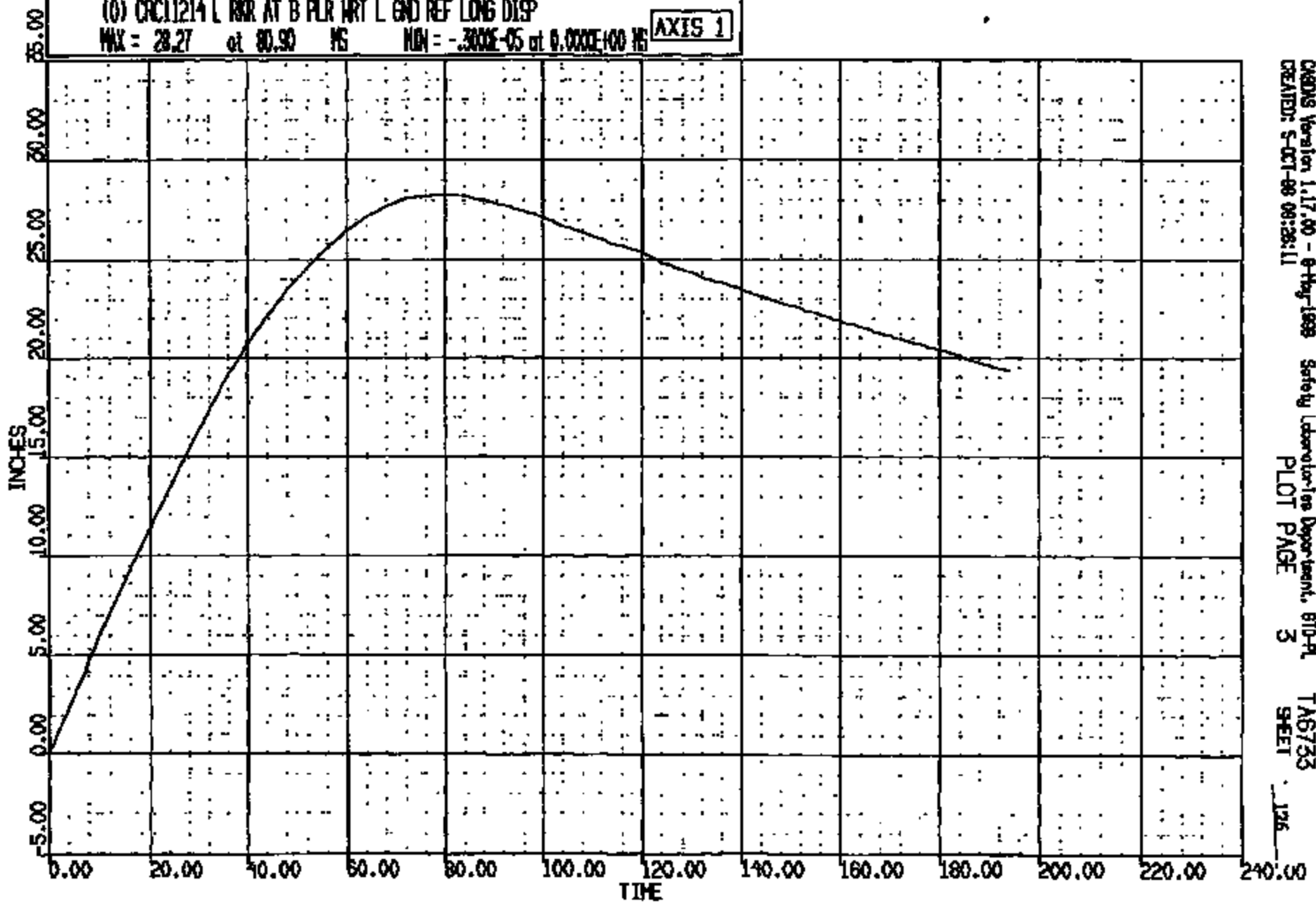


CASIMS Version 1.17.00 - 8-Aug-1988 Safety Laboratories Department, DTIC-PL
CREATED: 1-OCT-88 18:21:47 PLOT PAGE 95 SHEET 125

CRTS 0011214

CR R: 11214 TO: TAB733 DATE: 081001 15:29:51
2000 D-188

(0) CXC11214 L RNR AT B FLR WRT L END REF LONG DISP
MAX = 28.27 at 80.90 MS MIN = -.300E-05 at 0.000E+00 MS **AXIS 1**



CADDS Version 1.17.00 - 6-May-1998 Safety Laboratories Department, 810-PL
CREATED: 5-OCT-88 09:28:11 PLOT PAGE 3 SHEET 126

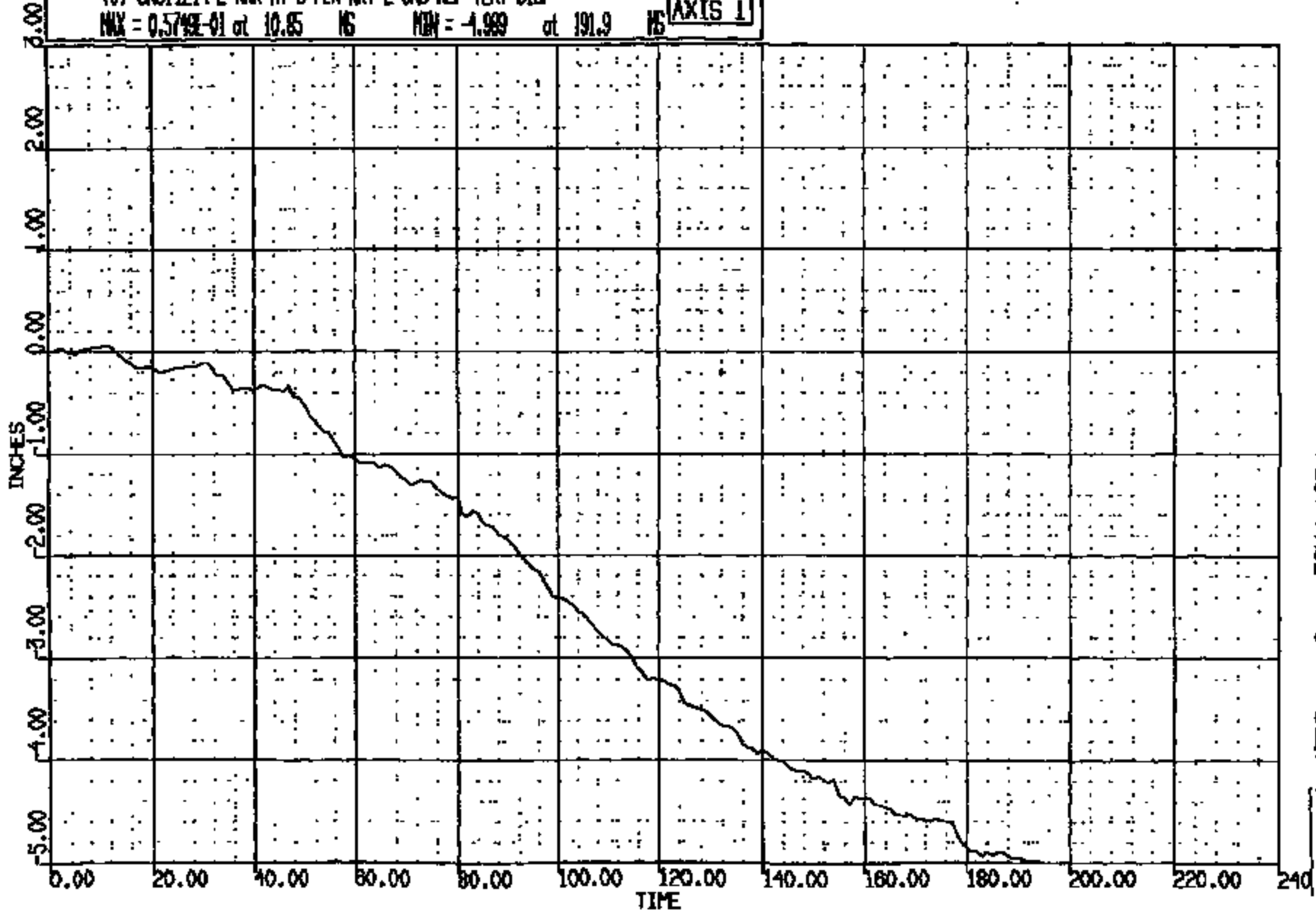
CRTS 0011214

CR R: 11214 TO: TAB733 DATE: 981001 15:28:31
2000 D-198

(0) CR011214 L RNR AT B PLR WRT L GND REF VERT DISP

MAX = 0.5793E-01 at 10.85 MS MIN = -4.989 at 191.9 MS

AXIS 1



CR011214 Version 1.17.00 - 8-May-1998
CREATED: 5-OCT-98 09:28:12

Safety Laboratory/tes Department, 510-PL
PLOT PAGE 5

TAB733
SHEET

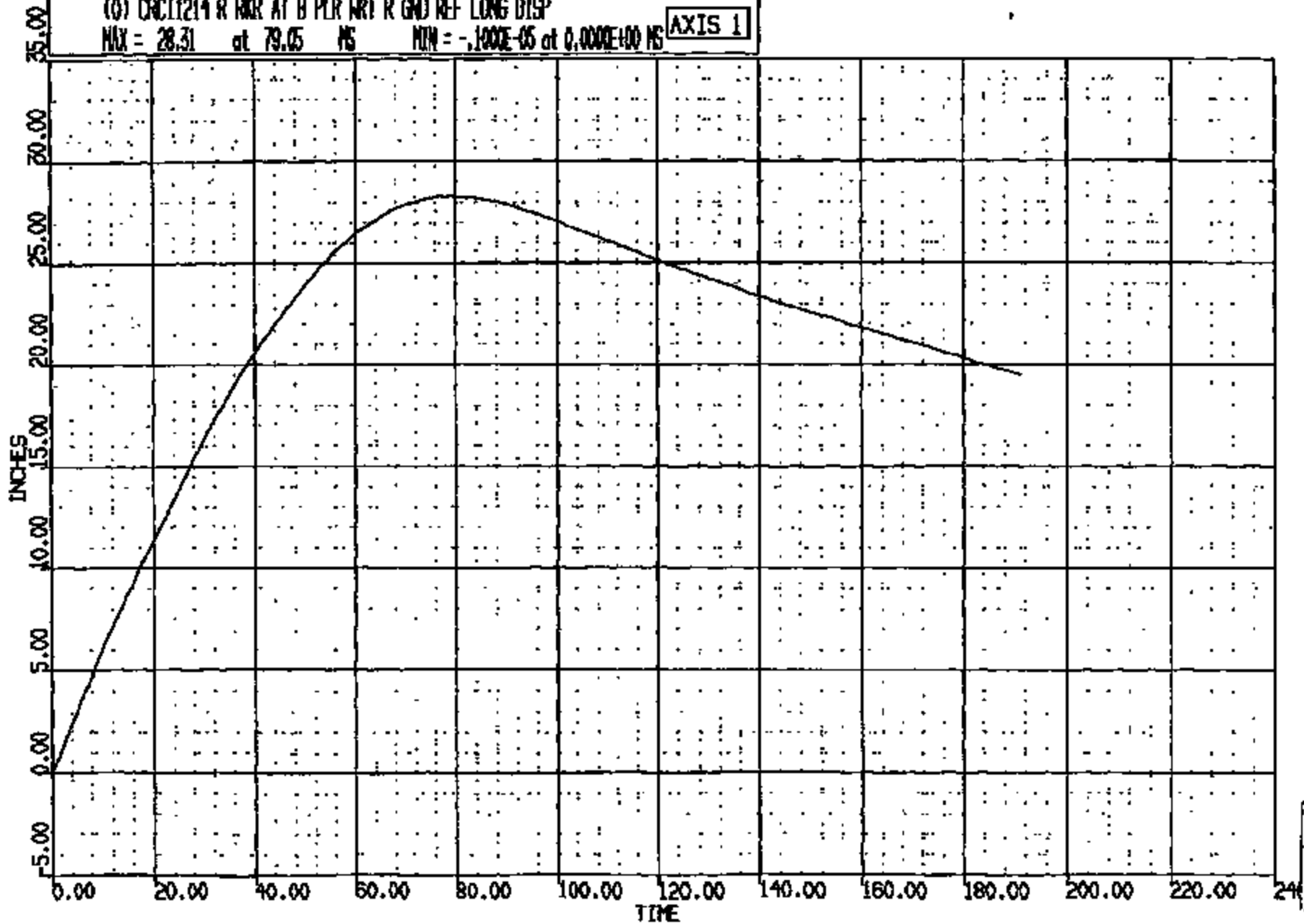
127

0

CR R: 11214 TO: TA6733 DATE: 981001 15:28:31
2000 D-188

(0) CRCL1214 R RKR AT B PLR WRT R GND REF LONG DISP
MAX = 28.31 at 79.05 MS MIN = -.1000E-05 at 0.0000E+00 MS

AXIS 1



CRAMS Version 1.17.00 - 8-May-1999 Safety Laboratories Department, 610-PL
CREATED: 5-OCT-98 08:28:18 PLOT PAGE 16 TA6733 SHEET 128

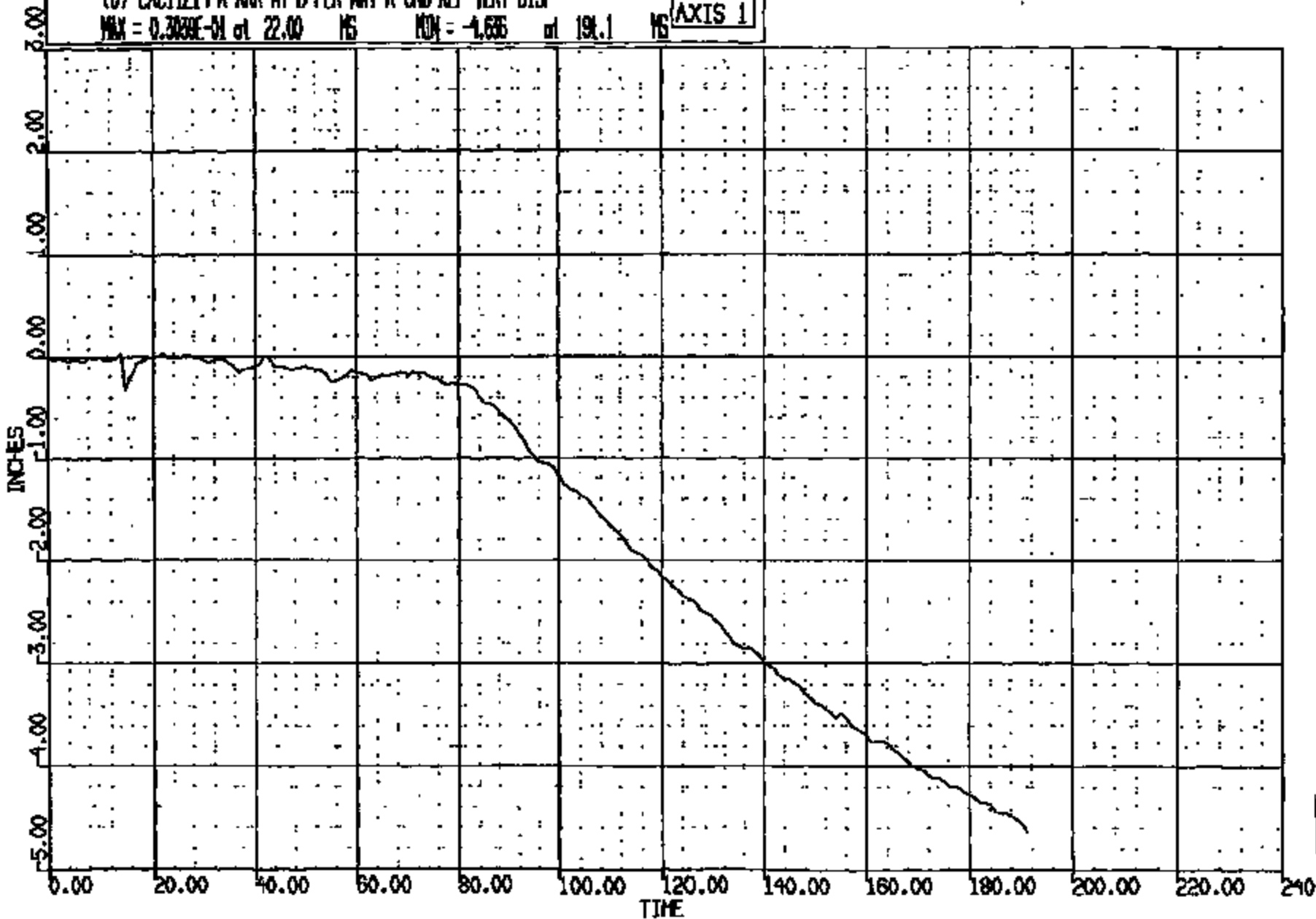
CRIS 0011214

COR R: 11214 TO: TAG733 DATE: 981001 15:28:31
3000 D-188

(0) CR011214 R RKR AT B PLR WRT R GND REF VERT DISP

MAX = 0.3039E-01 at 22.00 MS MIN = -4.635 at 194.1 MS

AXIS 1



CRSWS Version 1.17.00 - 8-May-1998
CREATED: 5-OCT-99 09:28:19

Safety Laboratory Department, GTO-PL
PLOT PAGE 18

TAG733
SHEET

129

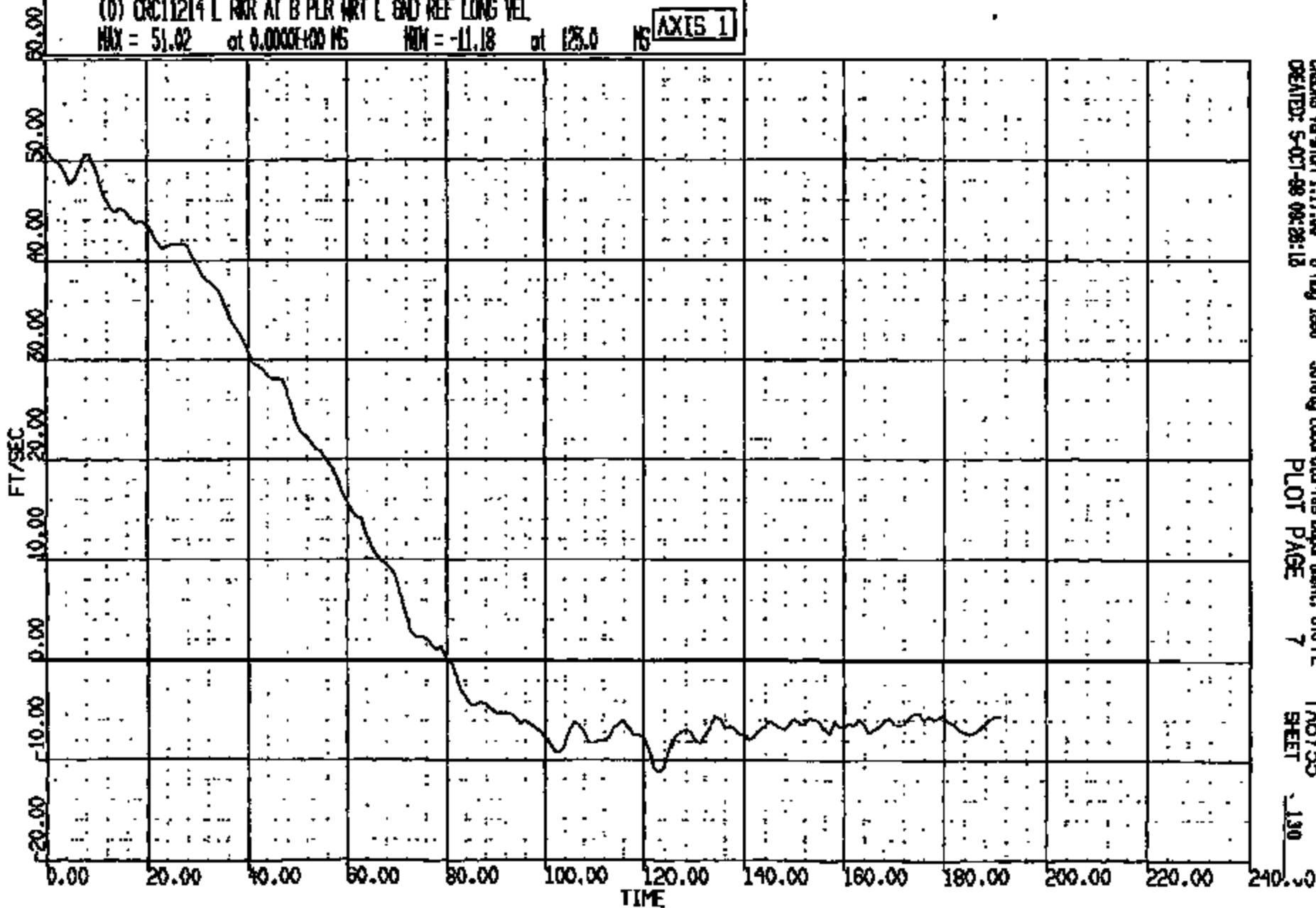
CRIS 0011214

CR R: 11214 TO: TA6733 DATE: 981001 15:26:31
2000 D-188

(0) CR011214 L RNR AT B PLR WRT L END REF LONG VEL

MAX = 51.02 at 0.0000E+00 MS MIN = -11.18 at 125.0 MS

AXIS 1



CR011214 Version 1.17.00 - 8-Aug-1998
CREATED: 5-OCT-98 09:29:12

Safety Laboratories Department, 610-PL
PLOT PAGE 7

TA6733
SHEET

130

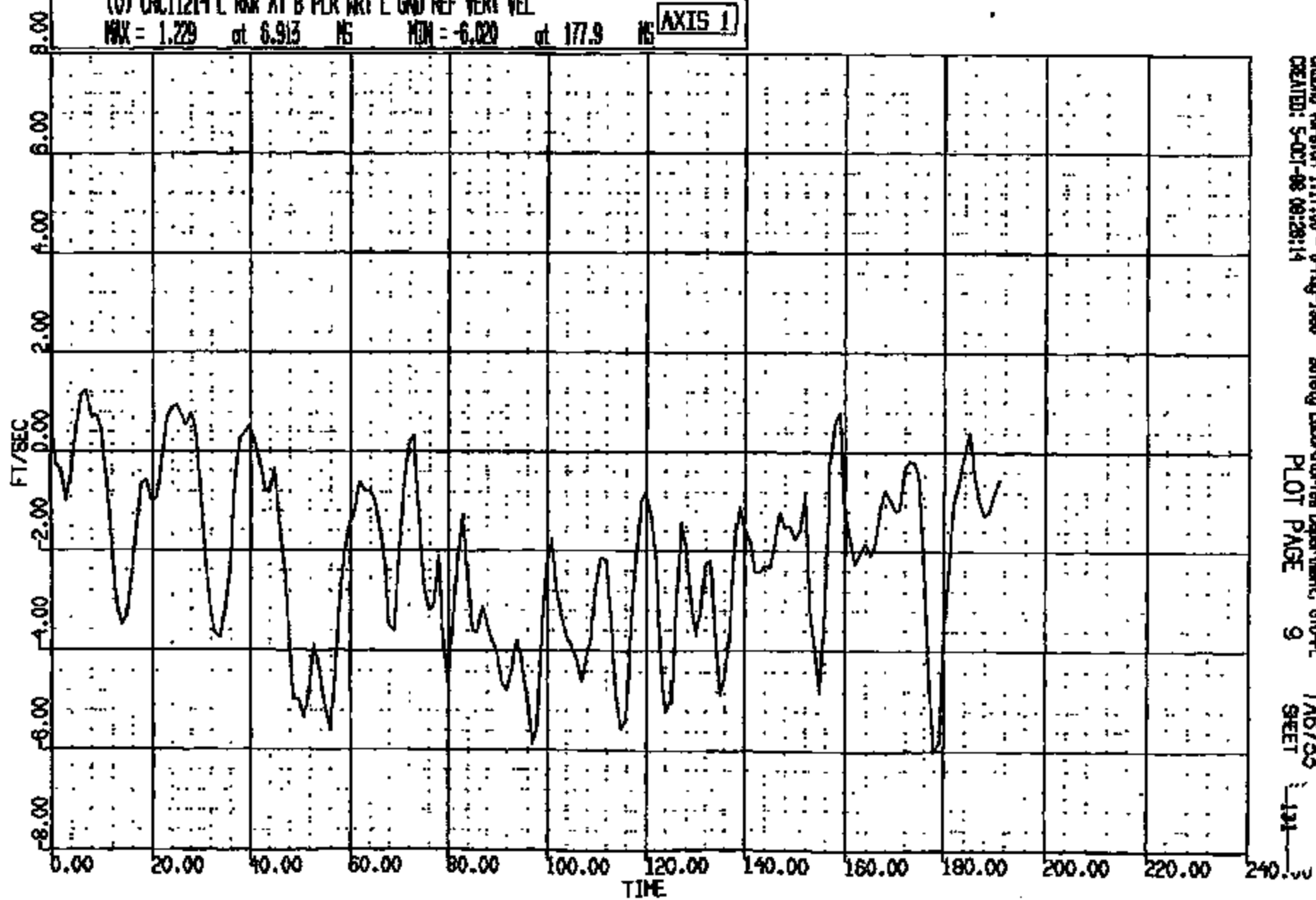
CR011214

CR R: 11214 TO: TA6735 DATE: 881001 15:28:31
2000 D-188

(0) CR11214 L RNR AT B PLR WRT L GND REF VERT VEL

MAX = 1.229 at 6.913 MS MIN = -6.020 at 177.9 MS

AXIS 1



CADMS Version 1.17.00 - 8-May-1988 Safety Laboratories Department, G10-PL
CREATED: 5-05-88 09:28:14 PLOT PAGE 9 SHEET 131

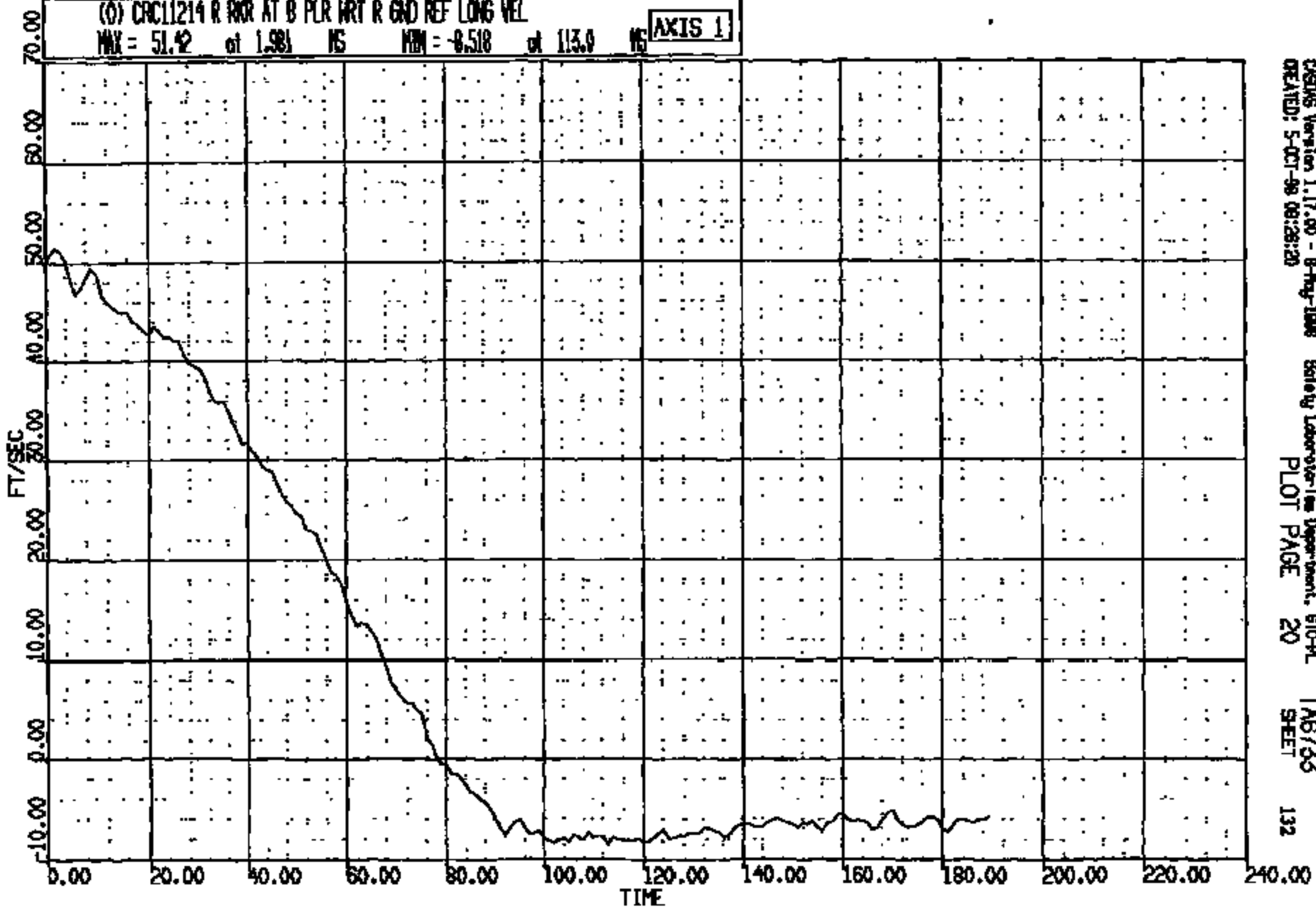
CRTS 0011214

CR R: 11214 TO: TA8733 DATE: 981001 15:28:31
8000 D-188

(0) CRCL1214 R WCR AT B PLR WRT R GND REF LONG VEL

MAX = 51.42 at 1.981 MS MIN = -8.518 at 113.0 MS

AXIS 1



CASUS Version 1.17.00 - 8-May-1998
CREATED: 5-OCT-98 08:28:20

Safety Laboratory/Ins Department, 610-PL
PLOT PAGE 20

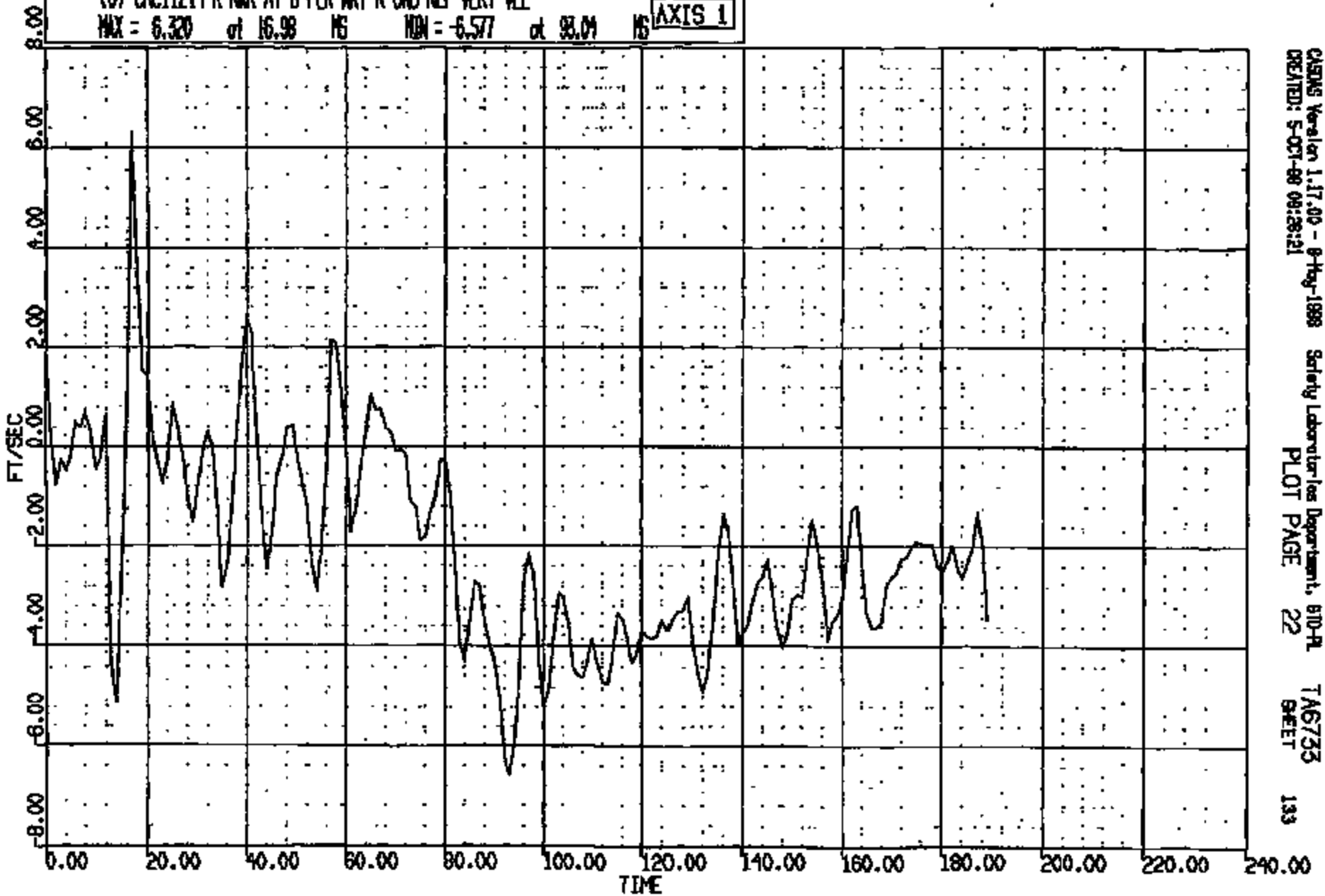
TA8733
SHEET

132

CRTS 0011214

CR R: 11214 TO: TAG733 DATE: 881001 15:28:31
2000 D-188

(0) CR11214 R RWR AT B PLR WRT R GND REF VERT VEL
MAX = 6.320 at 16.98 MS MIN = -6.577 at 93.04 MS **AXIS 1**



CASMS Version 1.17.00 - 8-May-1988 Safety Laboratories Department, BLD-4A TAG733
CREATED: 5-OCT-88 09:28:21 PLOT PAGE 22 SHEET 133

CRTS 0011214

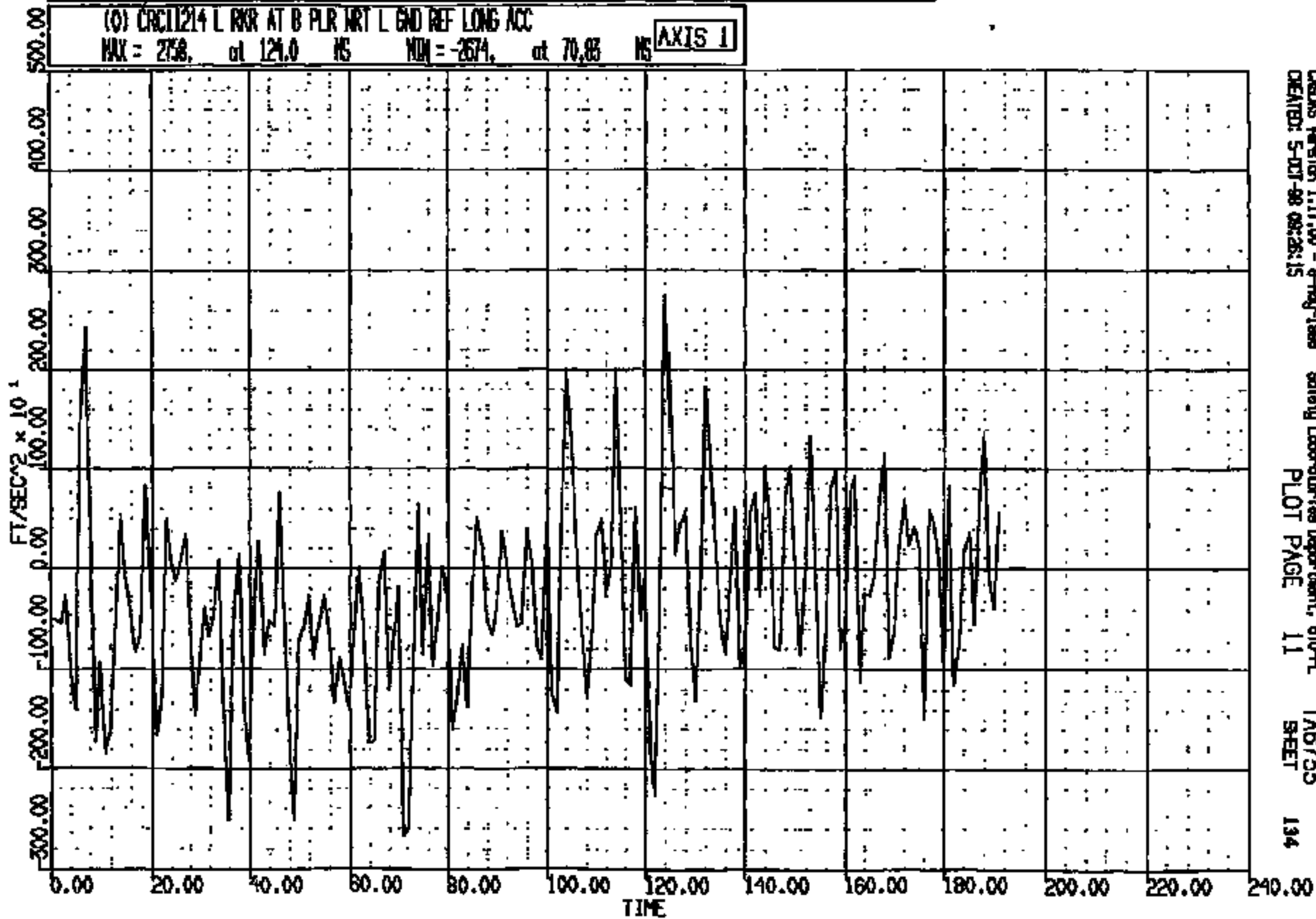
CR: R = 11214 TO: TA6733 DATE: 881001 15:28:21

8000 D-188

(0) CR011214 L RKR AT B PLR WRT L END REF LONG ACC

MAX = 2758. at 124.0 NS MIN = -2674. at 70.85 NS

AXIS 1



CARDAS Version 1.17.00 - 8-May-1988
CREATED: 5-OCT-88 08:26:15

Safety Laboratories Department, 610-PL
PLOT PAGE 11

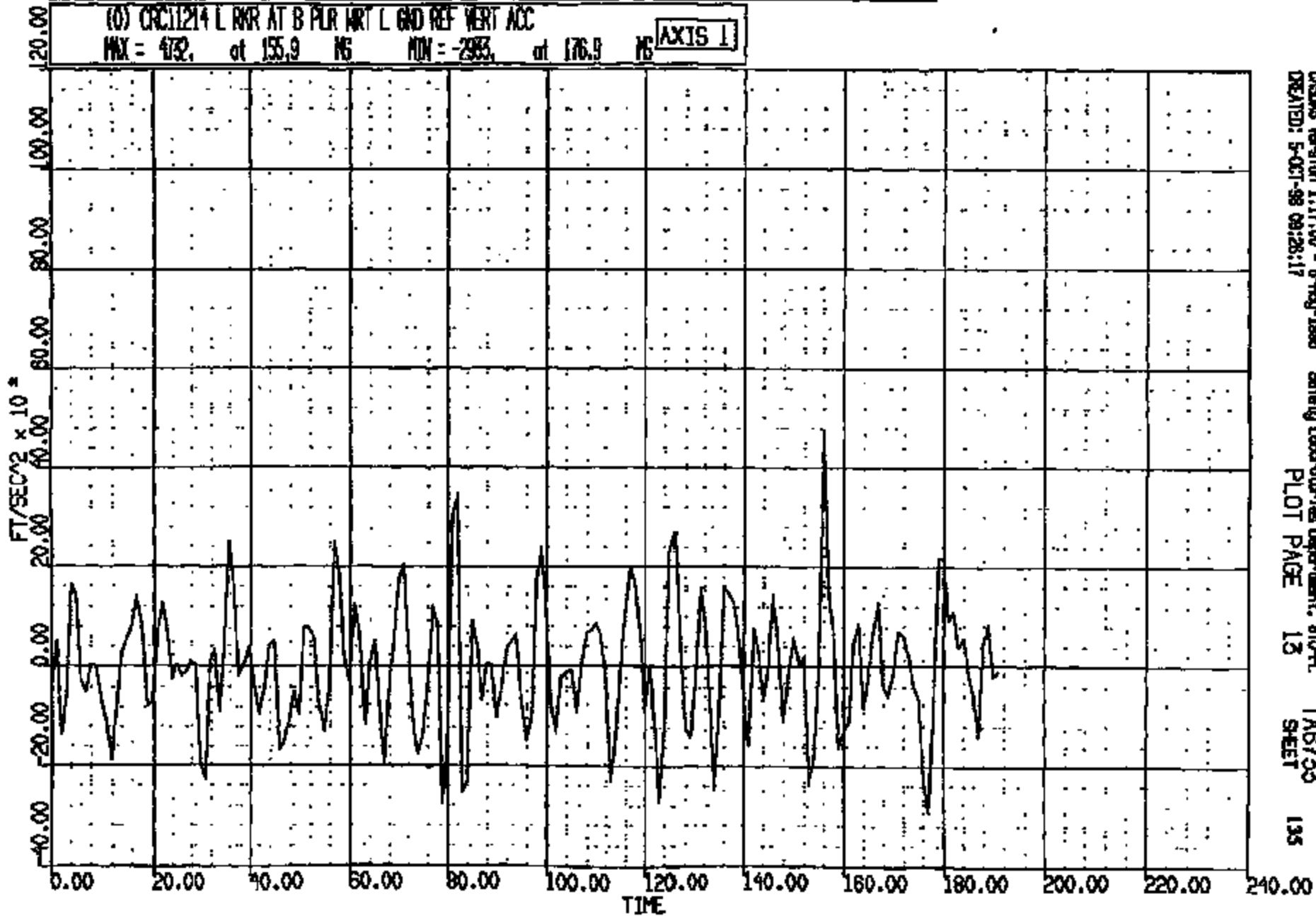
TA6733
SHEET

134

CR15 0011214

CR R: 11214 TO: TAB735 DATE: 981001 15:28:31
2000 D-188

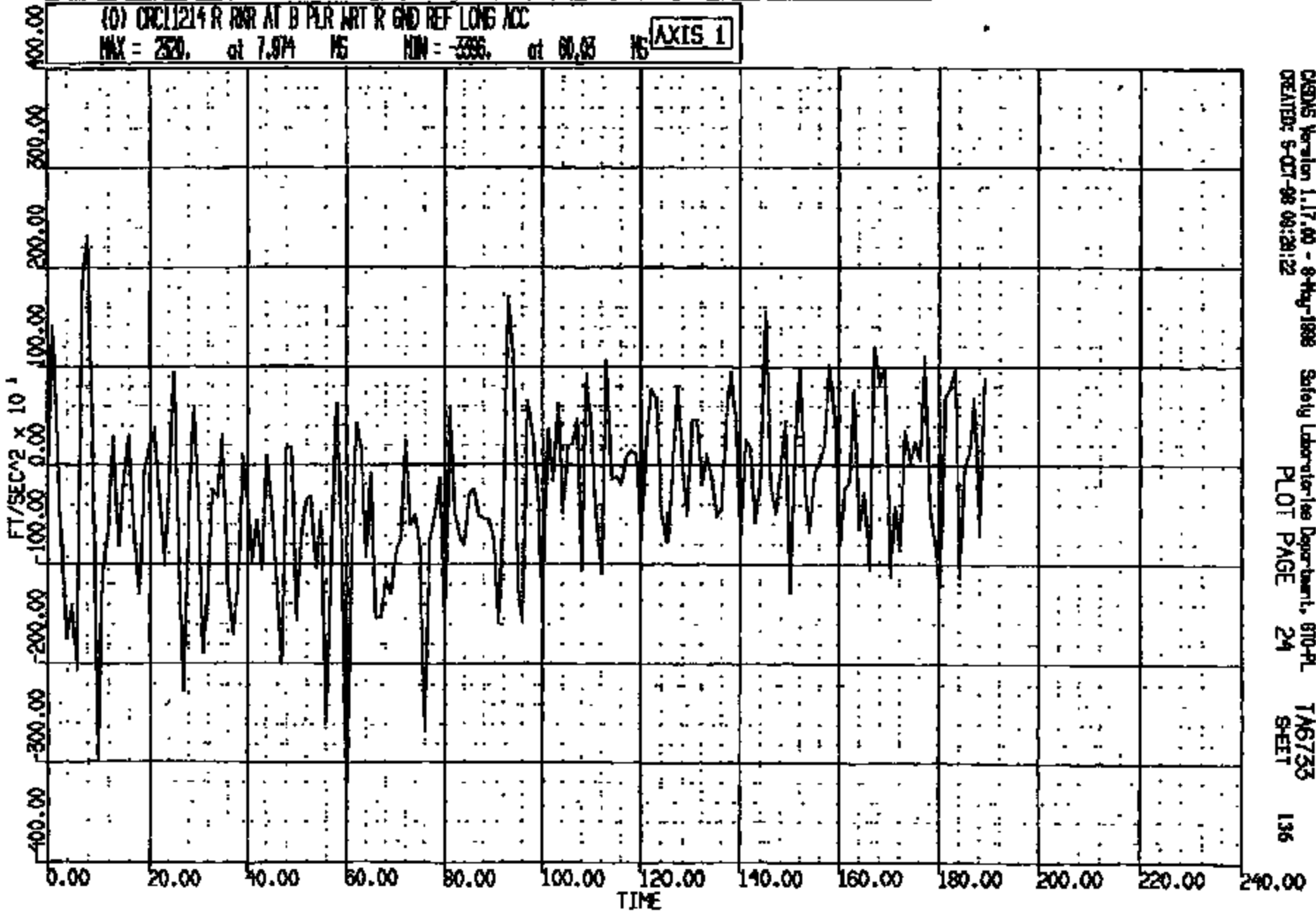
(0) CR011214 L RWR AT B PLR WRT L GND REF VERT ACC
MAX = 4732, at 155.9 MS MIN = -2933, at 176.9 MS **AXIS 1**



CASIMS Version 1.17.00 - 8-May-1998 Safety Laboratories Department, STD-FL
CREATED: 5-OCT-98 09:28:17 PLOT PAGE 13 SHEET 135

CR R: 11214 70: TAB735 DATE: 081001 15:28:51
2000 D-188

(0) CRCL1214 R RNR AT B PLR WRT R END REF LONG ACC
MAX = 250. at 7.94 MS MIN = -336. at 60.83 MS **AXIS 1**



CRS005 Version 1.17.00 - 8-May-1988 Safety Laboratories Department, 810-PL
CREATED: 5-OCT-98 09:29:12
PLOT PAGE 24 SHEET 136

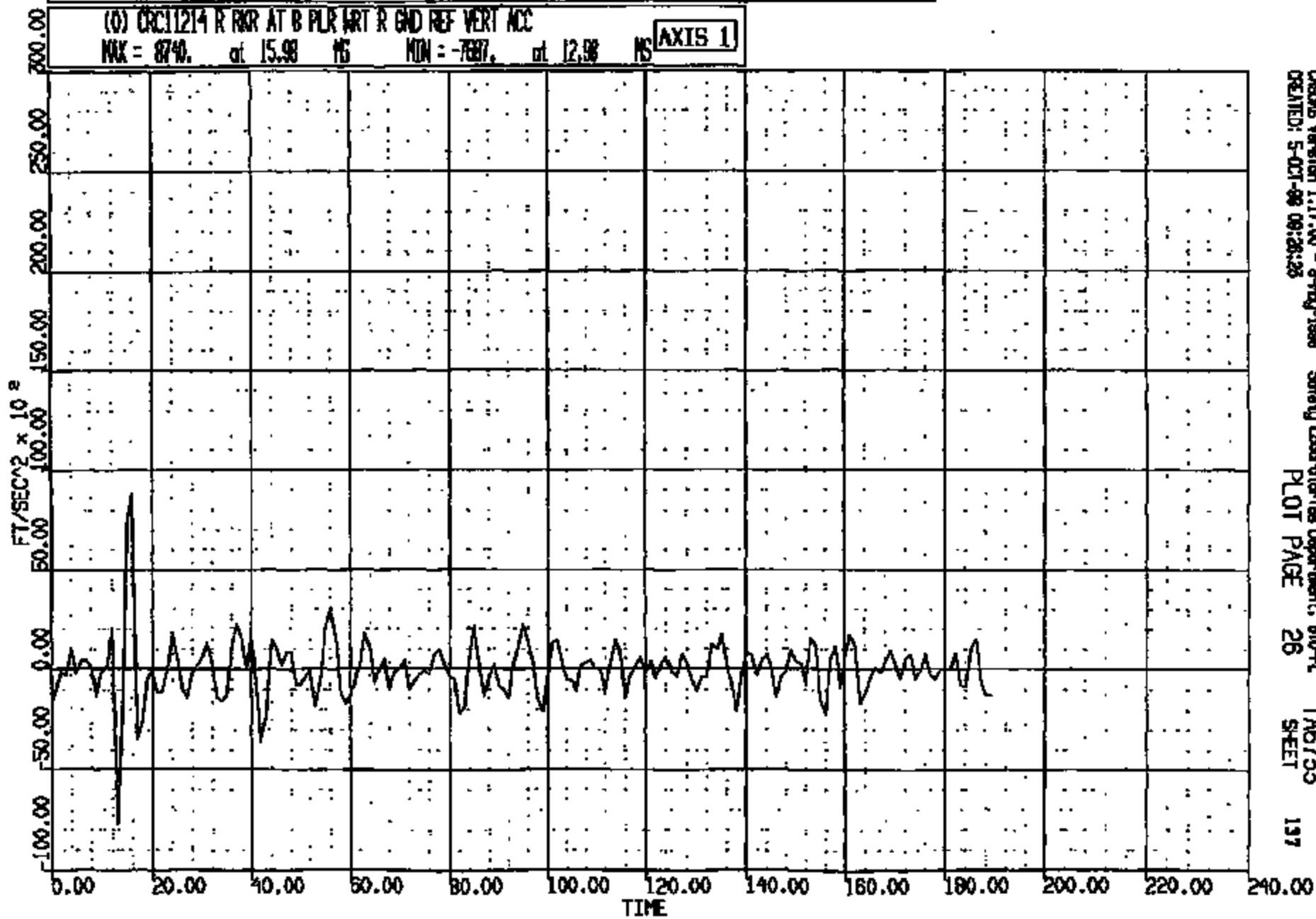
CRIS 0011214

CR R: 11214 TO: TAG733 DATE: 881001 15:28:51
2000 D-198

(0) CR011214 R RKR AT B PLR WRT R GND REF VERT ACC

MAX = 8740. at 15.98 MS MIN = -7587. at 12.98 MS

AXIS 1



CRS Version 1.17.00 - 8-May-1988
CREATED: 5-OCT-88 09:28:23

Safety Laboratories Department, 810-PL
PLOT PAGE 26

TAG733
SHEET 197

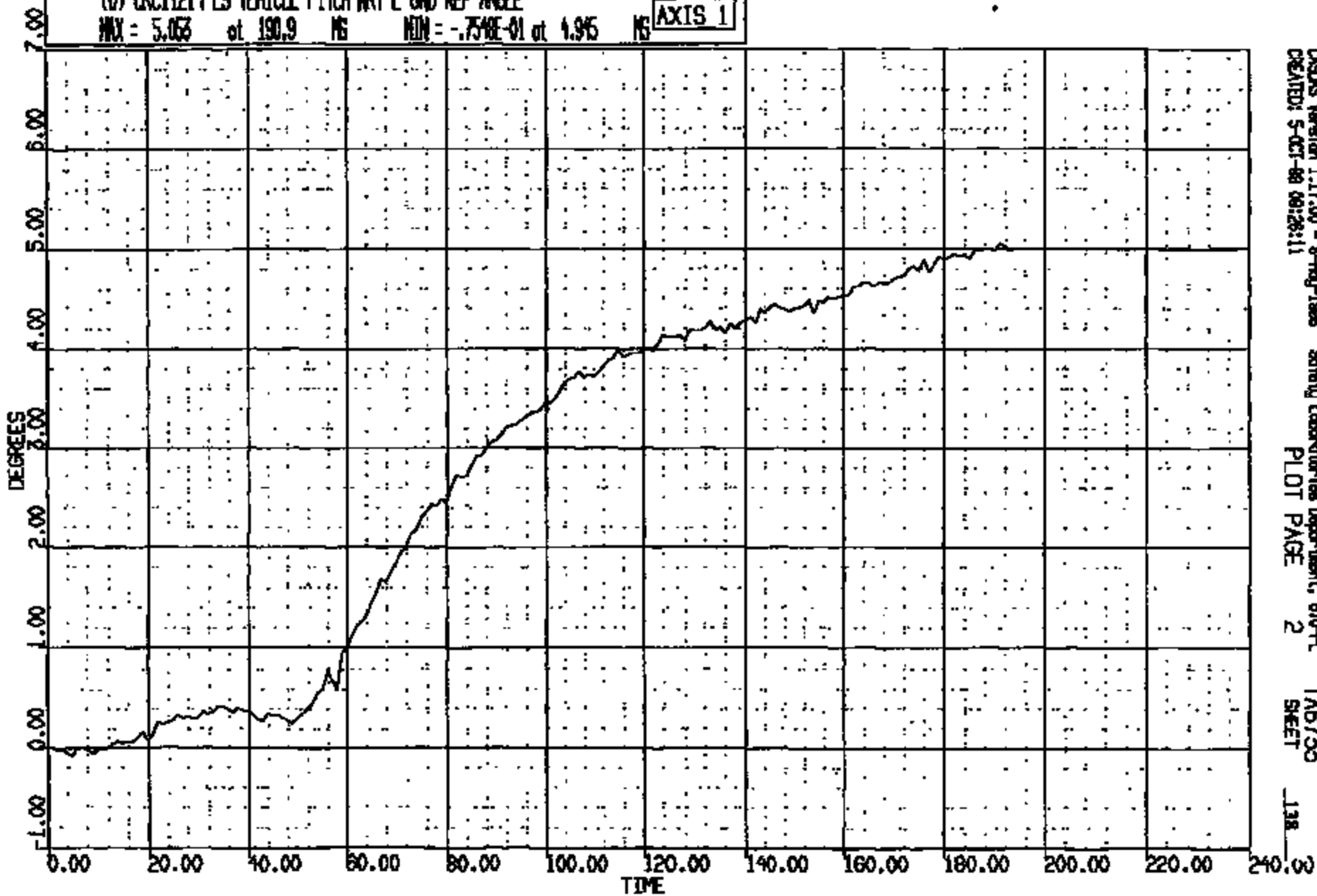
CRTS 0011214

OR R: 11214 TO: TA6733 DATE: 981001 15:28:51
2000 0-188

(0) ORC11214 LS VEHICLE PITCH WRT L GND REF ANGLE

MAX = 5.053 at 190.9 MS MIN = -.754E-01 at 4.95 MS

AXIS 1



CRAMS Version 1.17.00 - 8-May-1998
CREATED: 5-OCT-98 09:28:11

Safety Laboratories Department, 810 PL
PLOT PAGE 2

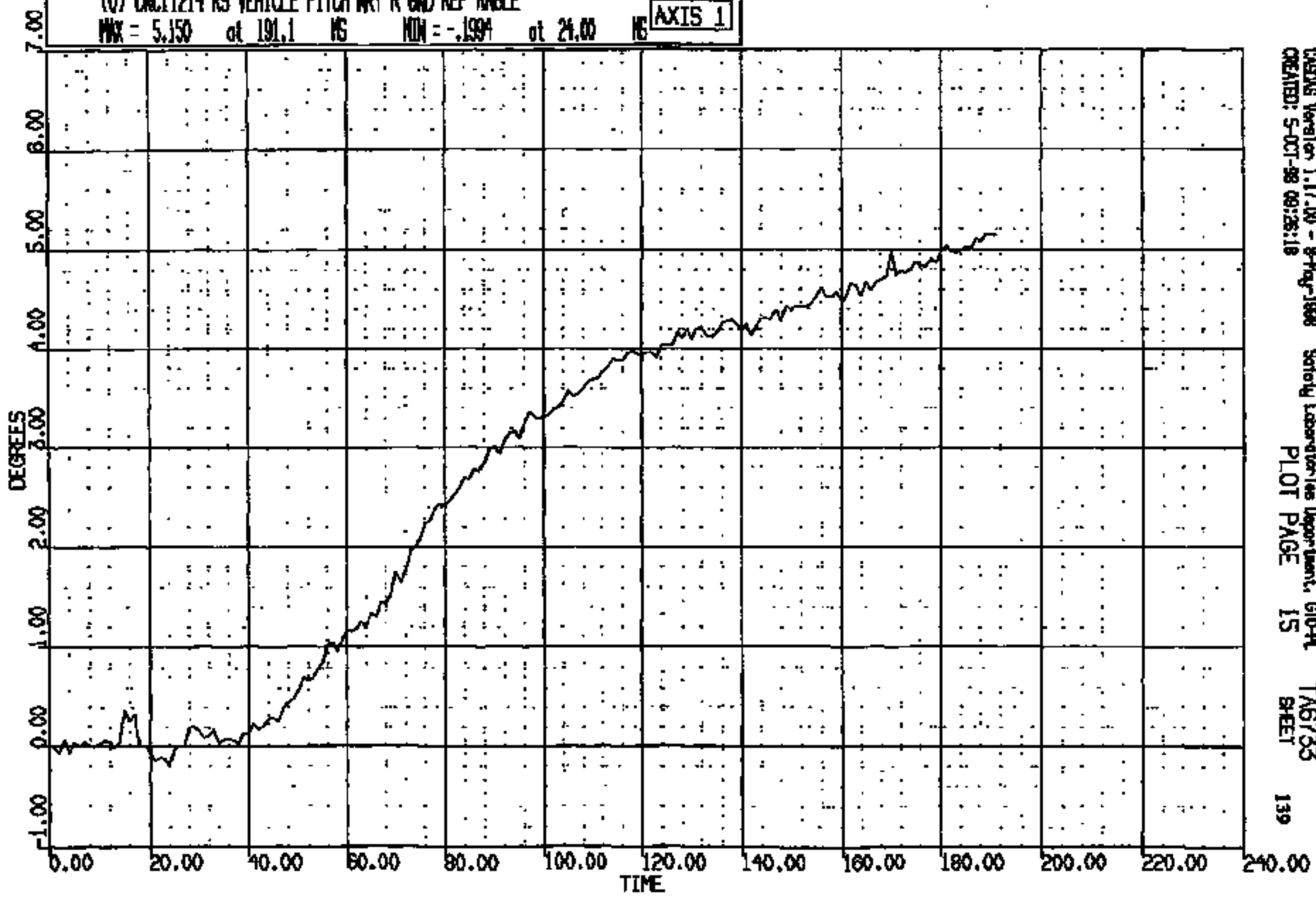
TA6733
SHEET

138

CRTS 0011214


NO: 11214 TO: TAG735 DATE: 961001 15:28:31
NO00 D-186

(0) CRCL1214 RS VEHICLE PITCH WRT R END REF ANGLE
MAX = 5.150 at 191.1 RS MIN = -.1994 at 24.00 RS AXIS 1



CASING Version 1.17.00 - 9-May-1998 Setfile Laboratory Department, G10-PL TAG735
CREATED: 5-OCT-98 09:28:18 PLOT PAGE 15 SHEET 139

CRTS 0011214



Name: 11214001.JPG

CRTS 0011214



Name:

11214002.JPG


CRTS 0011214



Name :

11214003.JPG

CRTS 0011214



Name:


11214004.JPG

CRTS 0011214



Name: 11214005.JPG

CRTS 0011214



Name :

11214006.JPG

CRIS 0011214





Image 1


11214007.JPG

CRIS 0011214



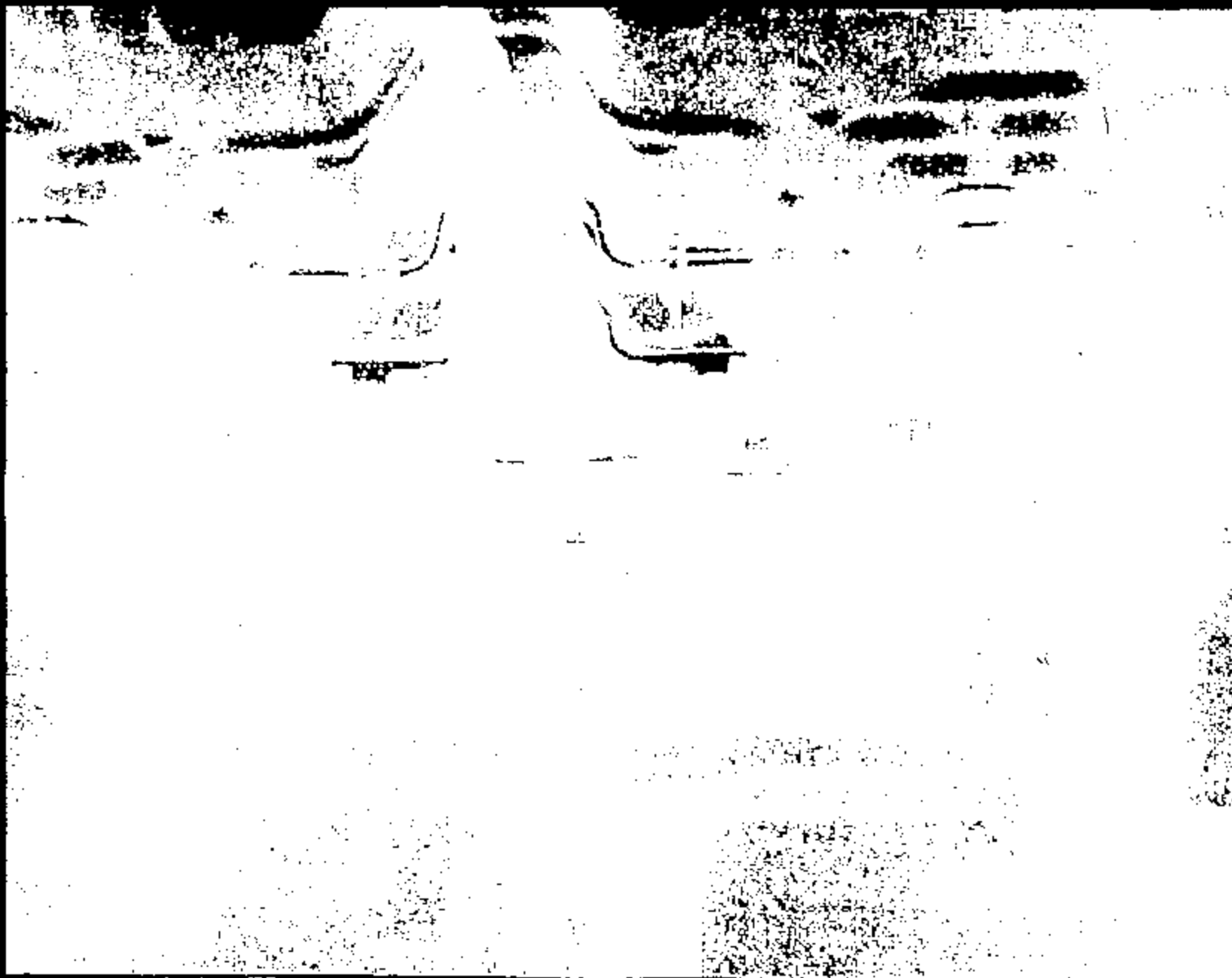
Page:

11214008.JPG




Name:

11214009.JPG




Name: 11214010.JPG

CRTS 0011214



Name: 11214011.JPG


CRTS 0011214



Name:


11214012.JPG

CRTS 0011214




Name:

11214013.JPG




Name: 11234014.JPG

CRTS 0011214



Name : 11214015.JPG

CRTS 0011214



Name:

11214016.JPG


CRTS 0011214



Name:

11214017.JPG

CRTS 0011214



Name :

11214018.JPG


CRTS 0011214



Name :

11214019.JPG

CRTS 0011214



Name : 11214020.JPG



6733

Name: 11214021.JPG

CRTS 0011214



Name :

11214022.JPG


CRJTS 0011214



Name:

11214029.JPG

CRTS 0011214



Name: 11214024.JPG

CRTS 0011214




Nome : 11214025.JPG

CRTS 0011214



Name : 11214026.JPG


CRTS 0011214



Name :

11214027.JPG

CRIS 0011214



Name :


11214028.JPG

CRTS 0011214



Name : 11214029.JPG


CRTS 0011214



Name :

11214030.JPG


CRTS 0011214



Name 1

11214031.JPG

CRTS 0011214



Name: 11214032.JPG


CRTS 0011214



Name:

11214033.JPG


CRTS 0011214



Name :

11214034.JPG

CRTS 0011214



1 of 1 11214035.JPG

CRIS 0011214



Name: 11214036.JPG

CRTS 0011214



Name:

11214037.JPG

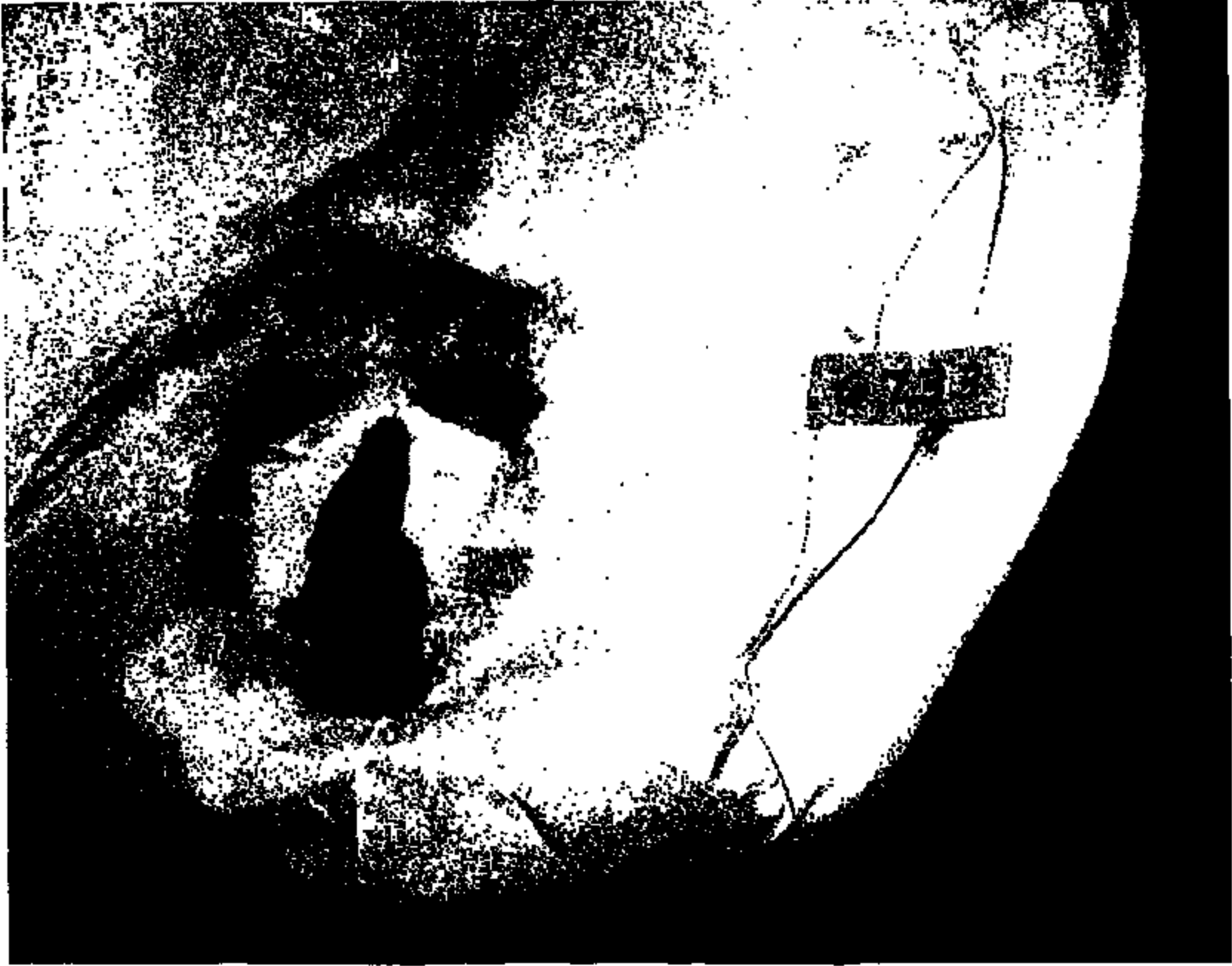
CRTS 0011214



Name:

11214038.JPG

CRTS 0011214




Name:

11214040.JPG

CRTS 0011214



Name : 21214041.JPG



6733

Name: 11234042.JPG

CRTS 0011214



Name:

11214043.JPG



Name :

11214044.JPG



Name: 11214045.JPG



Name: 11214046.JPG

CRTS 0011214



6733

Name:

11214047.JPG

CRTS 0011214



Page :

11214048.JPG

CRTS 0011214



Photo :

11214049.JPG


CRTS 0011214



4-6733

Name: 11214050.JPG


CRTS 0011214



Name:

11214051.JPG

CRTS 0011214



Name:

11214052.JPG



Name:

11214053.JPG

CRTS 0011214



Name: 11214054.JPG



Number

11214085.JPG

CRTS 0011214



Name:

11214096.JPG

CRTS 0011214



Name: 11214057.JPG

CRTS 0011214



Mapa : 11214058.JPG



Name : 11214059 .JPG



Name:

11214060.JPG

CRTS 0011214





Photos :

11214062.JPG

CRTS 0011214



Name :

11214063.JPG



Name: 11214064.JPG


CRTS 0011214



Name :

11214065.JPG

CRTS 0011214



Name:

11214066.JPG


CRTS 0011214



Name :

11214067.JPG

CRTS 0011214



Name: 11214068.JPG


CRTS 0011214



Image 1


11214069.JPG

CRTS 0011214



Name: 11214070.JPG

CRIS 0011214



Name: 11214071.JPG



Name: 11214072.JPG



Name :

11214073 .JPG

CRTS 0011214



Name :


11214074.JPG

CRTS 0011214



Name: 11214075.JPG

CRTS 0011214



6733

Name: 11214076.JPG



GTO Test Request

Requestor/Coordinator (PROPS ID):

KEWING

KURT EWING

Testing Activity: Crash Barrier Test Lab	Date Submitted: 22-SEP-08	Requested Completion Date: 20-SEP-08	Requestor Reference Number:
Test Procedure Number: ST-25	Test Title and / or Subject of Test: D100 65mph Frontal Barrier Impact		
Billable Requestor Dept No.: T661 AV2215A	Worktask/Work Order Number: F09	Test conducted to certify control item compliance with Government Regulations: Yes: <input type="checkbox"/> No: <input checked="" type="checkbox"/>	
Billable Requestor PROPS I.D.: KEWING	Billable Requestor Name: KURT EWING		

Complete the following two questions as indicated

1 - Rational for not replacing this test by CAE Analysis:

- No CAE Methodology or process available
 For CAE Correlation
 Insufficient confidence in CAE
 To obtain basic data for CAE
 Replacement or improvement of existing Test
 Testing is Quicker
 Mandatory or Regulatory
 Certification
 Development test for PBE
 Not applicable

Other:

(Check appropriate boxes)

2 - What is the expected Test Outcome:

- Results will meet DVP/WOR requirements
 System Component will not meet Test specification
 Unknown
 Above is Based on CAE?

Other:

(Check appropriate boxes)

Test Purpose/Test Procedure or Description of Test:

T667-ST-25 Front Barrier Collision Test - Occupant Crash Protect (Infadm Proc)

"RECORD COPY"

Schedule No. 7-7-12Retain Until 2018

Signature Approvals (As Required for Control Purposes)

Requesting Engineer KURT EWING

Testing Engineer _____

Requesting Supervisor/Manager: ALAN TAUB

Testing Supervisor _____

BARRIER TEST REQUEST

TA6733

TEST OBJECTIVE: DEVELOPMENT, OCCUPANT PERFORMANCE
 IMPACT SPEED (MPH) = 35
 TEST PROCEDURE: ST-25
 IMPACT TEST VEHICLE FRONTALLY INTO 90 DEGREE RIGID BARRIER.

TEST VEHICLE TAG: 679W245
 TEST VEHICLE VIN: 1FAPF68L6W6189101
 MODEL: D188
 MODEL YEAR: 2000
 TASK NO.: F08
 BILLABLE DEPT.: T661
 PDL: CDD-0030

FUEL: TYPE= NONE FILL LEVEL (GAL) = 0

TIRE PRESSURE (PSI): FRONT = 30 REAR = 30 SPARE = NA
 CURB WEIGHT (LBF.): FRONT = 2131 REAR = 1163 TOTAL = 3294
 TEST WEIGHT (LBF.): FRONT = 2289 REAR = 1586 TOTAL = 3875
 +/- = 28

RIDE HEIGHTS (IN.): FRONT = LEVEL RKR REAR = LEVEL RKR
 +/- = TO GROUN +/- = TO GROUND

WEIGH UP INSTRUCTIONS:

MAY REMOVE: EXHAUST, DECK LID, DOOR GLASS, INTERIOR TRIM, FUEL TANK.
 DO NOT PLACE WEIGHT: FRONT FOOTWELLS, OR UNDERHOOD LOCATIONS OTHER THAN IN ENGINE (SEE BELOW).
 MAX ADD TO ENGINE: 75 LBF.
 LOAD TO TEST WEIGHT & LEVEL ROCKERS WRT GROUND.
 SPRING INSERTS ACCEPTABLE.

OCCUPANT TYPE: LEFT FRONT = HYBRID 3 60TH %
 RIGHT FRONT = HYBRID 3 60TH %

DUMMY POSITIONING: ST-25 DRIVER FOOT-REST: YES

SEAT POSITIONING:

	LONG	VERT	BACK ANGLE (DEG.)	PKG CHK.
LEFT FRONT =	MID	FULL DOWN	27.2 (FRAME)	Y
RIGHT FRONT =	MID	FULL DOWN	27.2 (FRAME)	Y

NOTE TO PACKAGE LAB: PLEASE RECORD BODY COORDINATES OF ROCKER @ B-PILLAR TEST ALSO.

RESTRAINTS USAGE:

	BELT	PYRO BELT	FRY BAG	SIDE BAG
LEFT FRONT =	X	X	X	
RIGHT FRONT =	X	X	X	

NOTE: PRETENSIONERS ARE @
 BUCKLE

BARRIER TEST REQUEST

TA6733

SENSOR SYSTEM:	REMOTE DEPLOY			
	DRIVER PRIMARY =	12ms	PASS. PRIMARY =	12ms
	DRIVER SECONDARY =	17ms	PASS. SECONDARY =	17ms
	DRIVER BELT =	10ms	PASS. BELT =	10ms

DIMENSIONAL ANALYSIS: **CRITICAL POINTS FOR OCCUPANT POSITIONING.**
Debate JAE 10/1/98

STILL PHOTO: **STANDARD PRE & POST TEST**

OFFBOARD			ONBOARD			NOTES
1	RIGHT	OVERALL				
2	RIGHT	A-PILLAR FORWARD	1	RIGHT	RETRACTOR	
3	RIGHT	DUMMY KINEMATICS	2	RIGHT	D-RING	
4	LEFT	OVERALL	3	RIGHT	OVER SHOULDER	
5	LEFT	A-PILLAR FORWARD				
6	LEFT	DUMMY KINEMATICS				
7	OVERHEAD	OVERALL	5	LEFT	RETRACTOR	
8	OVERHEAD	A-PILLAR FORWARD	6	LEFT	D-RING	
9	PIT	A-PILLAR FORWARD	7	LEFT	OVER SHOULDER	
TOTAL OFFBOARD = 9			TOTAL ONBOARD = 8			

FILM ANALYSIS: LEFT ROCKER DISP. & VELOCITY @ B-PILLAR WRT GROUND
 RIGHT ROCKER DISP. & VELOCITY @ B-PILLAR WRT GROUND
 LEFT DUMMY HEAD DISP. & VELOCITY WRT LEFT ROCKER @ B-PILLAR
 RIGHT DUMMY HEAD DISP. & VELOCITY WRT RIGHT ROCKER @ B-PILLAR
 VEHICLE FITCH
 VEHICLE DROP

DIGITIZED FILM:	OFFBOARD	3	RIGHT	DUMMY KINEMATICS
	OFFBOARD	6	LEFT	DUMMY KINEMATICS

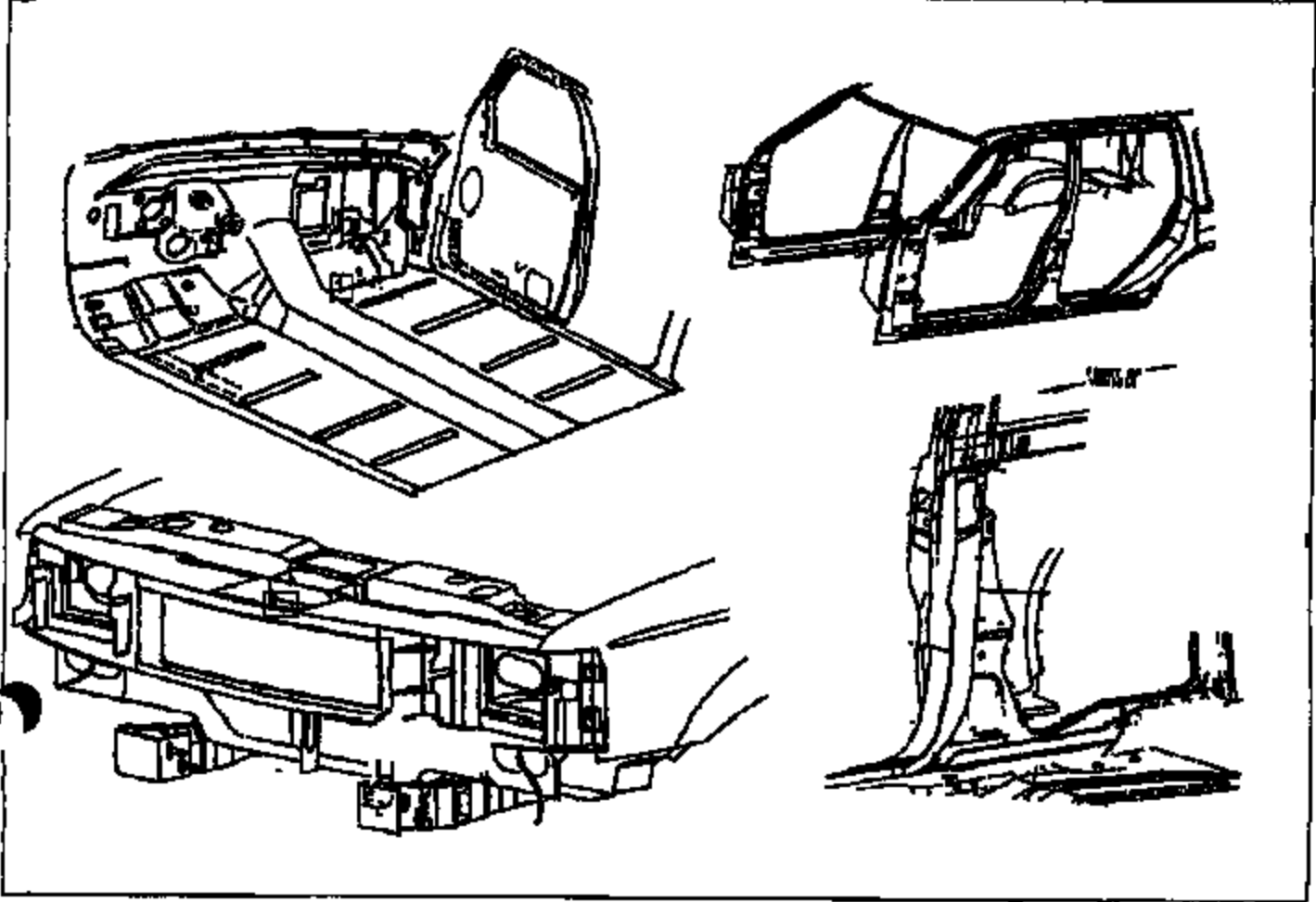
- SPECIAL BUILD INSTRUCTIONS:**
- 1 UPDATE DRIVER AIR BAG (24" dia. , 10" tether, 2x35 vents, F3 Initiator , FOM9064073-006)
 - 2 UPDATE PASSENGER AIR BAG (-22, no tether, 2x40 vent, F3 Initiator)
 - 3 UPDATE RIGHT & LEFT FRONT SEAT BELT ASSEMBLIES (9.8 mm dia CFR, pyro buckle)
 - 4 UPDATE MP
 - 6 REMOVE EXHAUST, DECKLID, SIDE WINDOW GLASS, FUEL TANK & STG COL YOKE
 - 8 USE LIGHTWEIGHT SEAT BELT LOAD TRANSDUCERS

CONTACTS:	NAME	PHONE	PAGER
	REQUESTOR:	K. EWING	24-66186 KEW1
	BLD. COORD:	B. PAGANO	32-80646 BPAG
	SUPERVISOR:	K. ARTHURS	69-08166 KART

Program: D186
 Vehicle ID: TA8733 (2nd TA)
 Build level: AP
 Test Mode: 35 90 barrier

SENSOR MAP

Engineer: Mike Amin
 Phone #: 33-78274
 Date: 7/24/88
 Time: 4:33 PM



Sensor Channels only

Location Name	Supplier	Output	Normal (+/-)	Max/Min	Serial #
1 FRT_FLOOR_PAN_B_C/L (LHD MBRCH Location)	ACC1	DAS1_OUT	0	0.25	29
	ACC2	DAS2_OUT	0	0.25	
	ACC3	PAS1_OUT	0	0.25	
	ACC4	PAS2_OUT	0	0.25	
	ACC5	D_PBP_OUT	0	0.25	
	ACC6	P_PBP_OUT	0	0.25	
	ACC7	D_SAB1_OUT	0	0.25	
	ACC8	P_SAB1_OUT	0	0.25	
	ACC9	STATUS	5	0.25	
1 FRT_FLOOR_PAN_B_C/L	_NGRCM	ACCEL			98615016
5 C/RAD UP FRT	FCS	ACCEL			
5 C/RAD UP FRT	_BN	ACCEL			

NO DAS OUTPUT
Next to FCS

T-ZERO input required

Note: All Visteon supplier parts require 12V supply Vbatt and ground

DUMMY POSITIONING MEASUREMENTS

Test Order No. TAB739
 Crash No. 11214
 Target/Bulst TARGET
 Dummy Type HII
 Foot Rest Feet

MEASUREMENT DESCRIPTIONS WRT FRONT ROCKER TARGET		DRIVER		PASSENGER	
		RANGE	Actual	RANGE	Actual
Head (Inches)	Long		13.0		13.3
	Vert		38.1		38.3
	Lat		14.5		14.6
Shoulder (Inches)	Long		/		/
	Vert		/		/
	Lat		/		/
H-Point (Inches)	Long		8.3		8.6
	Vert		12.8		12.9
	Lat		10.3		9.9
Outboard Knee Bolt (Inches)	Long		-6.5		-7.2
	Vert		17.1		15.3
	Lat		11.7		12.6

MEASUREMENT DESCRIPTIONS		DRIVER		PASSENGER	
		RANGE	Actual	RANGE	Actual
Leg to Instrument Panel - Left	(Inches)		3.8		4.5
Leg to Instrument Panel - Right	(Inches)		4.1		4.5
Rocker Target to Ground - Front	(Inches)		6.9		7.0
Rocker Target to Ground - Rear	(Inches)		6.9		7.0
Nose to Steering Wheel	(Inches)		15.2		
Nose to Instrument Panel	(Inches)				23
Torso to Instrument Panel	(Inches)				18.5
Torso to Steering Wheel	(Inches)		7.4		
Top of Legs to Steering Wheel	(Inches)		1.0		
Knee Spread	(Inches)		9.9		7.8
Bumper Target to Ground	(Inches)		/		/
Head Angle	(degree)		12		0
Pelvic Angle	(degree)		22		23.4
Neck Bracket Angle	(degree)		0		
Rocker Angle	(degree)		+7		+1.7
Seat Back Angle	(degree)		27.4		27.3

DUMMY MEASUREMENT REPORT
CRASH BARRIER

RUN NUMBER 11214
TEST ORDER NUMBER TA6733

DUMMY POSITION LEFT
DUMMY ABBREV 50H3

FRONT

ABSOLUTE MEASUREMENTS (INCH)	MEASUREMENT
LEG (HYB II)/KNEE (HYB III) TO INST PANEL LEFT	3.80
LEG (HYB II)/KNEE (HYB III) TO INST PANEL RIGHT	4.10
ROCKER TARGETS TO GROUND FRONT	6.90
ROCKER TARGETS TO GROUND REAR	6.90
NOSE TO STEERING WHEEL	15.20
NOSE TO INSTRUMENT PANEL	
INSTRUMENT PANEL TO TORSO	
STEERING WHEEL TO TORSO	7.40
STEERING WHEEL TOP LEGS	1.00
KNEE SPREAD OS-OS (HYB II)/CL-CL (HYB III)	9.90
SEAT BACK ANGLE	27.40
PELVIC ANGLE	22.00
HEAD ANGLE	0.20
ROCKER ANGLE	0.70
NECK BRACKET ANGLE	0.00
BUMPER TARGET TO GROUND	

RELATIVE MEASUREMENTS (INCH)	WRT FRT RKR TGT
------------------------------	--------------------

HEAD LAT	14.50
HEAD VERT	38.10
HEAD LONG	13.00

SHOULDER LAT	
SHOULDER VERT	
SHOULDER LONG	

H-POINT LAT	10.30
H-POINT VERT	12.80
H-POINT LONG	8.30

O/S KNEE BOLT LAT	11.70
O/S KNEE BOLT VERT	17.10
O/S KNEE BOLT LONG	-6.50

DUMMY MEASUREMENT REPORT
CRASH BARRIER

RUE NUMBER 11214
TEST ORDER NUMBER TA6733

DUMMY POSITION RIGHT
DUMMY ABBREV 50E3

FRONT

SOLUTE MEASUREMENTS (INCH)	MEASUREMENT
LEG (HYB II)/KNEE (HYB III) TO INST PANEL LEFT	4.50
LEG (HYB II)/KNEE (HYB III) TO INST PANEL RIGHT	4.50
ROCKER TARGETS TO GROUND FRONT	7.00
ROCKER TARGETS TO GROUND REAR	7.00
NOSE TO STEERING WHEEL	
NOSE TO INSTRUMENT PANEL	23.00
INSTRUMENT PANEL TO TORSO	18.50
STEERING WHEEL TO TORSO	
STEERING WHEEL TOP LEGS	
KNEE SPREAD OS-OS (HYB II)/CL-CL (HYB III)	7.80
SEAT BACK ANGLE	27.30
PELVIC ANGLE	23.40
HEAD ANGLE	0.00
ROCKER ANGLE	1.70
NECK BRACKET ANGLE	0.00
BUMPER TARGET TO GROUND	

RELATIVE MEASUREMENTS (INCH)	WRT FRT RKR TGT
HEAD LAT	14.40
HEAD VERT	38.30
HEAD LONG	13.30

SHOULDER LAT
SHOULDER VERT
SHOULDER LONG

H-POINT LAT	9.90
H-POINT VERT	12.90
H-POINT LONG	8.60

O/S KNEE BOLT LAT	12.60
O/S KNEE BOLT VERT	15.30
O/S KNEE BOLT LONG	-7.20