

EA03-010

Ford

10/22/03

Attachment F

Book 7 of 24

"RECORD COPY"

Schedule No. 7-2-12
Retain Until 2018

CONFIDENTIAL

FINAL TEST REPORT

**Global Test Operations
Advanced Vehicle Technology**

TO:	J. Boland	Test Order No.	T-A7702
		Work Task W. O. No.	P09
		Test Date	5/15/98
		Date Reported	8/5/98
		Sheet	1 of 159

SUBJECT: Crash Test 11103 (90° Front Fixed Barrier Impact at 35.3 ± 0.4 mph, 56.6 ± 0.6 km/h) - 2000 Taurus (D186) 4-Door Sedan

REQUESTED BY: Vehicle Safety and CAE Department, Advanced Vehicle Technology -
K. Ewing

OBJECT: To obtain development data relative to FMVSS 208.

SUMMARY OF TEST RESULTS: See Section 1.0 for injury criteria data.


Conc'd: R. Burns
Section Supervisor
Operations Engineering Section


R. Roosa
Test Development Engineer

VEHICLE DATA:

Make and Model 2000 Taurus (D186) 4-Door Sedan

ID Numbers 1FAFP62UXWG189197, 57B-W-251, DC9905

Power Train 3.0L, EFI, Automatic Transaxle

Fuel Tank(s) Test Condition: Empty

Front Seat(s) Type: Bucket
Cover: Cloth
Tracks/Position: Manual/Mechanical Mid
Seat Backs/Position: Adjustable/LF: 28.5° Rear of Vertical,
RF: 27.9° Rear of Vertical
Head Restraints/Position: Adjustable/Up

Restraint System LF: 3-Point Continuous Loop Active Belt and
Steering Wheel Air Bag
RF: 3-Point Continuous Loop Active Belt and
Instrument Panel Air Bag

Occupants LF & RF: 50th Percentile Male, Hybrid III,
Instrumented

Test Weight Front: 2239 lb (1016 kg)
Rear: 1690 lb (768 kg)
Total: 3929 lb (1789 kg)

Tires Front: P205/65R15 30 psi (207 kPa)
Rear: P205/65R15 30 psi (207 kPa)
Spare: Removed

**Significant Content or
Accessories:** Air Conditioning, Power Steering, Power Brakes, Tilt Steering
Wheel

GENERAL TEST COMMENTS:

1. Test Procedure

The test was performed according to the following Corporate test procedure(s):

Occupant Crash Protection, T657-ST-25 dated July 17, 1996.

2. Remarks

Crash movies, pre- and post- crash still images of the test vehicle and copies of this report are available through the Operations Engineering Section, Safety Laboratories Department, GTO. The crash still images are stored and archived on CD ROMs. The file names of the still images are listed under crash number and a three digit sequence number which are 11103001 through 11103007.

TEST RESULTS:**1.0 Occupant Injury Data (FMVSS 208)**

	L.F. Dummy	R.F. Dummy
Head Injury Criteria (HIC)	498	478
Interval		
t1	58 ms	71 ms
t2	80 ms	106 ms
Chest resultant acceleration level at 8 ms cumulative duration	28 g	58 g
Chest Deflection (Hybrid III)	1.4 in	1.6 in
Peak axial compression load:		
Left femur	199 lb	748 lb
Right femur	234 lb	896 lb
Peak axial tension load:		
Left femur	275 lb	67 lb
Right femur	386 lb	140 lb
Dummy contained within the vehicle during the crash	Yes	Yes

Time histories of the dummy instrumentation are included in this report.

Time histories of the dummy dynamic displacements obtained from Film Analysis are included in this report.

Time histories of the air bag sensor(s) are included in this report.

Time histories of any requested derived data (i.e. integrations, etc.) were given to the requesting activity and are not included in this report.

2.0 Vehicle Crash, Film Analysis and/or Instrumentation Data

	Maximum Dynamic Longitudinal Crush	
	in.	(mm)
Left Side	29.9	(759)
Right Side	29.9	(759)

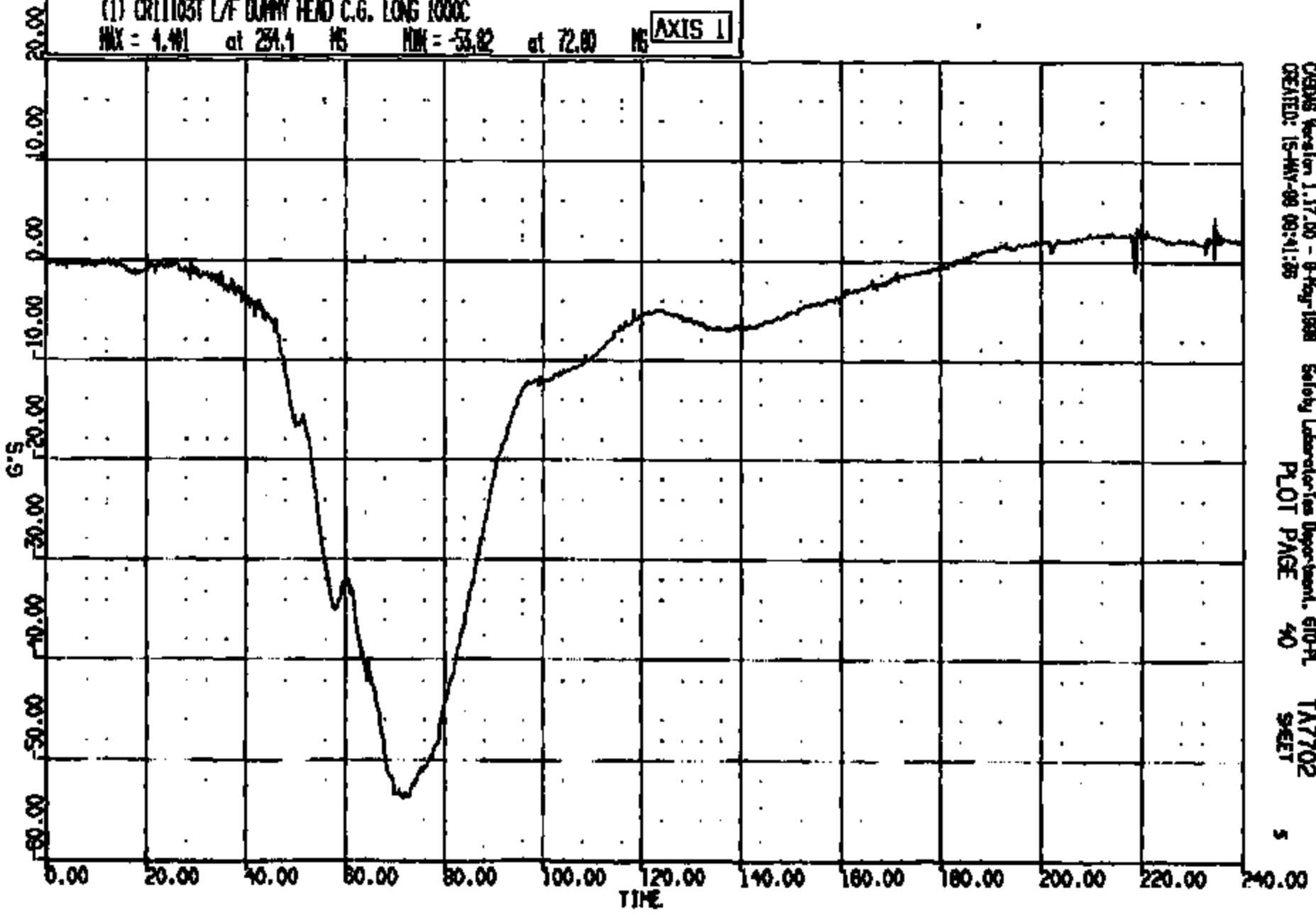
Time histories of the vehicle accelerations and other instrumentation are included in this report.

Time histories of vehicle dynamic displacements obtained from Film Analysis are included in this report.

Time histories of any requested derived data (i.e. integrations, etc.) were given to the requesting activity and are not included in this report.

CR R: 11103 TD: TAY702 DATE: 980515 08:57:16
2000 DN-101

(1) CR11103T L/F DUMMY HEAD C.G. LONG 1000C
MAX = 4.461 at 291.1 MS MIN = -53.82 at 72.00 MS **AXIS 1**

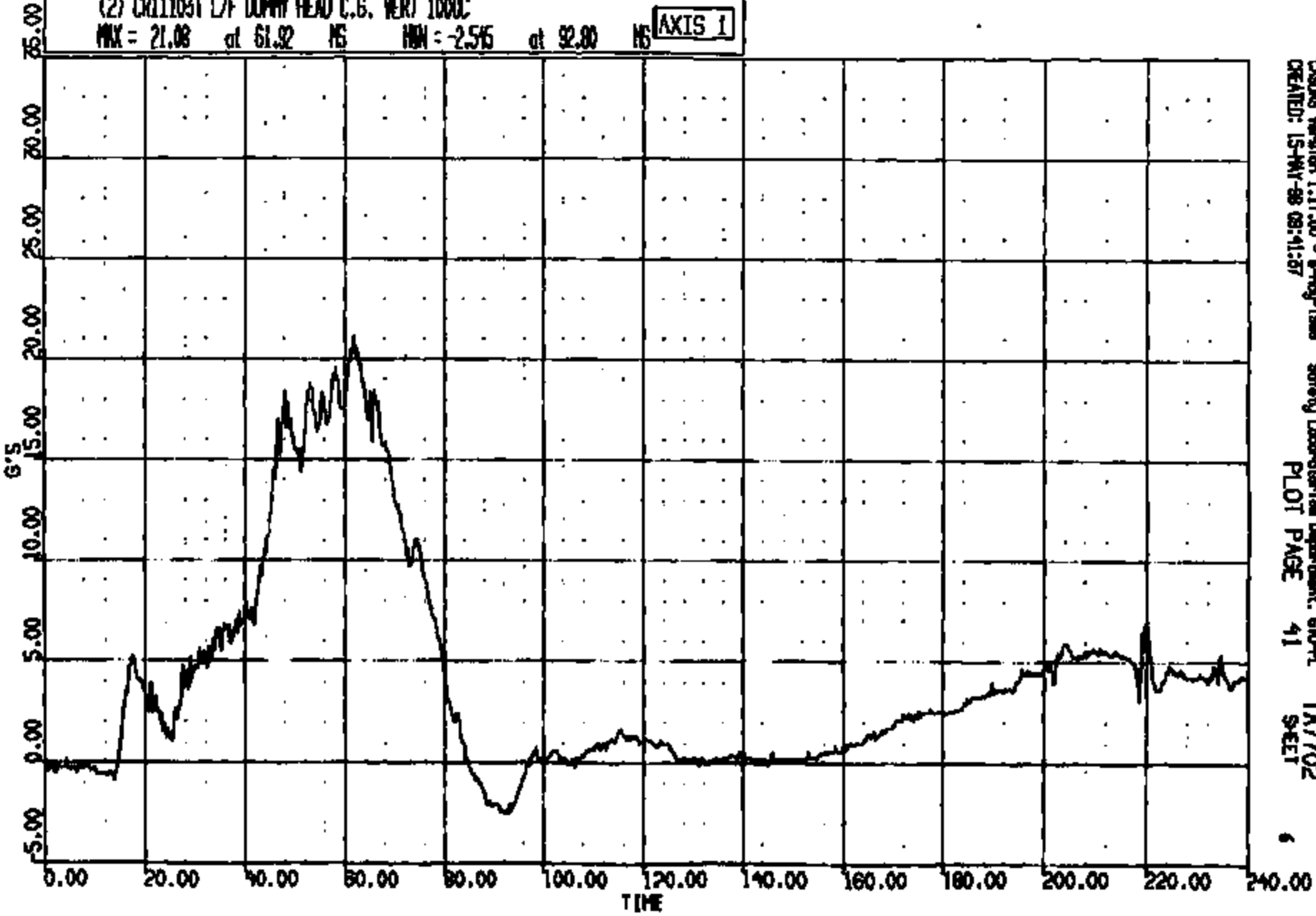


CGMS Version 1.17.00 - 8-May-1998 Safety Laboratories Department, 610-PL TAY702
CREATED: 15-MAY-98 09:41:05 PLOT PAGE 40 SHEET 5

CRIS 0011103

CR R: 11103 TO: TA7702 DATE: 960515 08:37:18
2000 DN-101

(2) CR11103T L/F DUMP HEAD C.G. VERT 1000C
MAX = 21.08 at 61.92 MS MIN = -2.516 at 92.00 MS **AXIS 1**



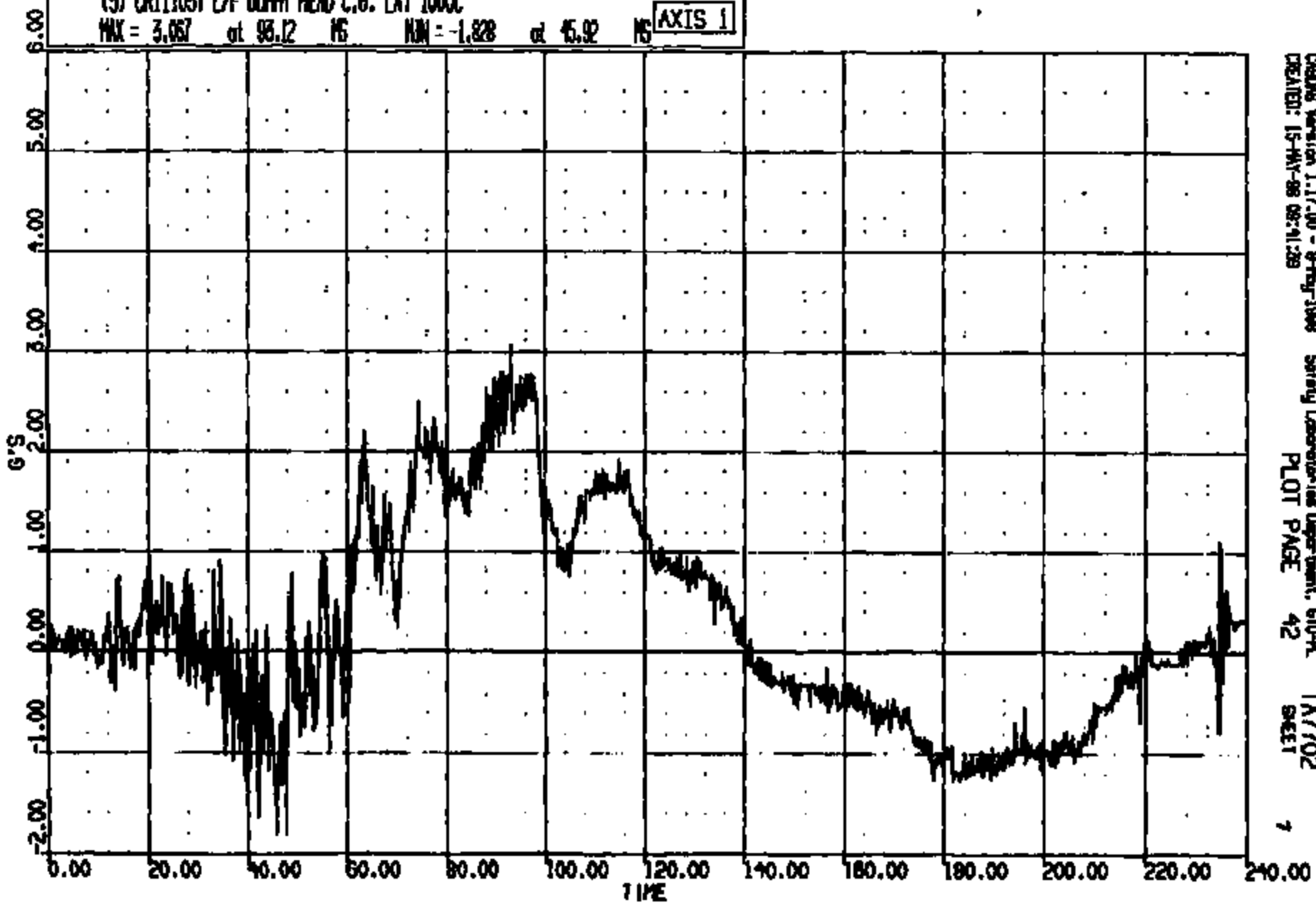
CRS06 Version 1.17.00 - 8-May-1999 Safety Laboratories Department, 610-PL
CREATED: 15-MAY-98 08:41:37 PLOT PAGE 41 TA7702
SHEET

CRTS 0011103

CR R: 11103 TO: TA7702 DATE: 980515 08:37:16
2000 DN-101

(3) CR11103T LAF DUMMY HEAD C.G. LAT 1000C

MAX = 3.057 at 98.12 MS MIN = -1.828 at 15.92 MS **AXIS 1**

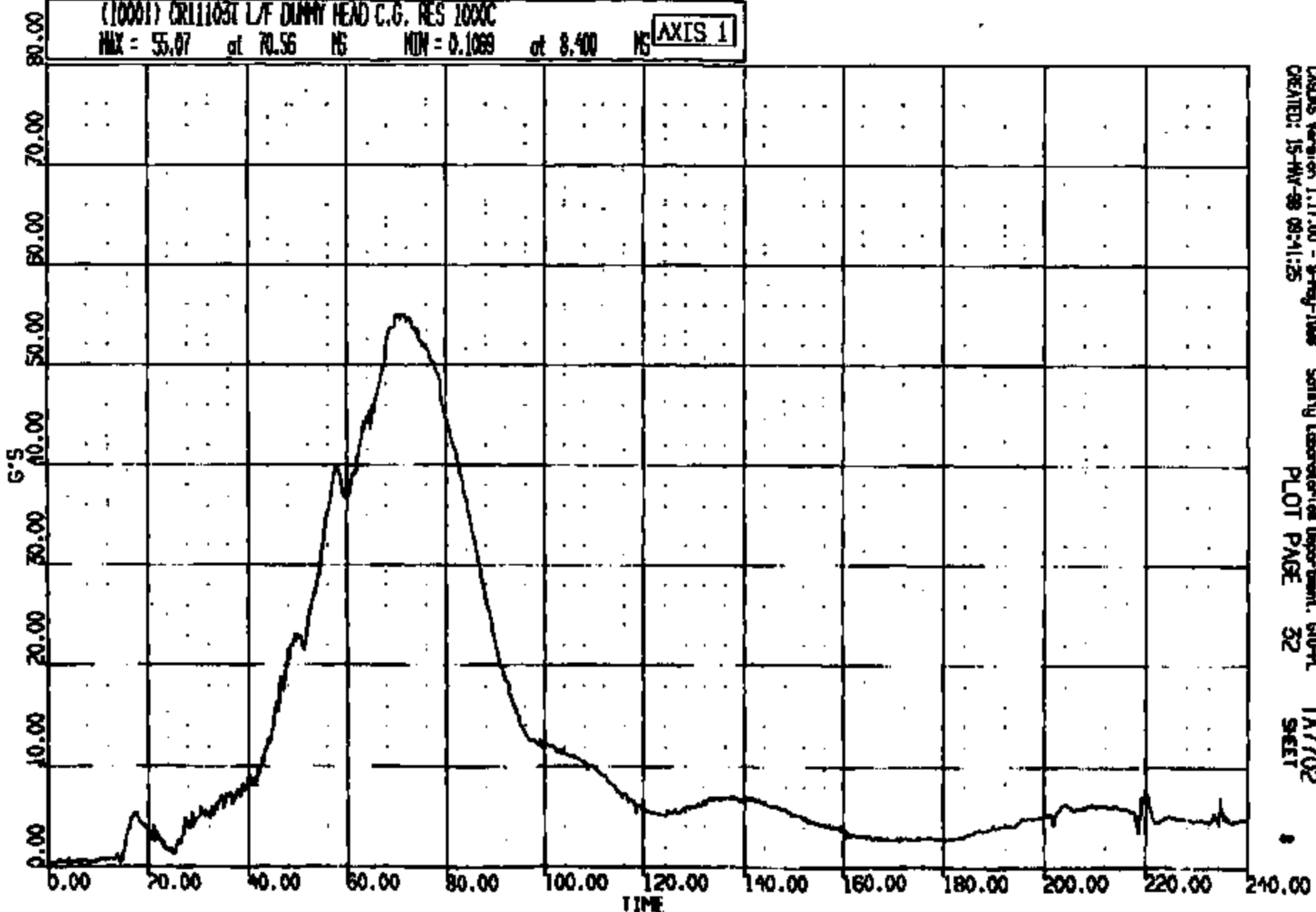


CASING Version 1.17.00 - 8-May-1998 Safety Laboratories Department, 610-R
CREATED: 15-MAY-98 08:41:28 PLOT PAGE 42 TA7702
SHEET 7

CRTS 0011103

CR: 11103 TO: TA7702 DATE: 980515 08:37:18
 IN: 00000000
 IN: 428.0 DUR: 240.0 T1/T2: 002.0 // 00.00
 IN: 428.0 DUR: 36.0 T1/T2: 002.00 // 00.00
 IN: 428.0 DUR: 16.0 T1/T2: 002.00 // 70.00

(10001) CR111031 L/F DUMMY HEAD C.G. RES 1000C
 MAX = 55.07 at 70.56 MS MIN = 0.1089 at 8.400 MS **AXIS 1**

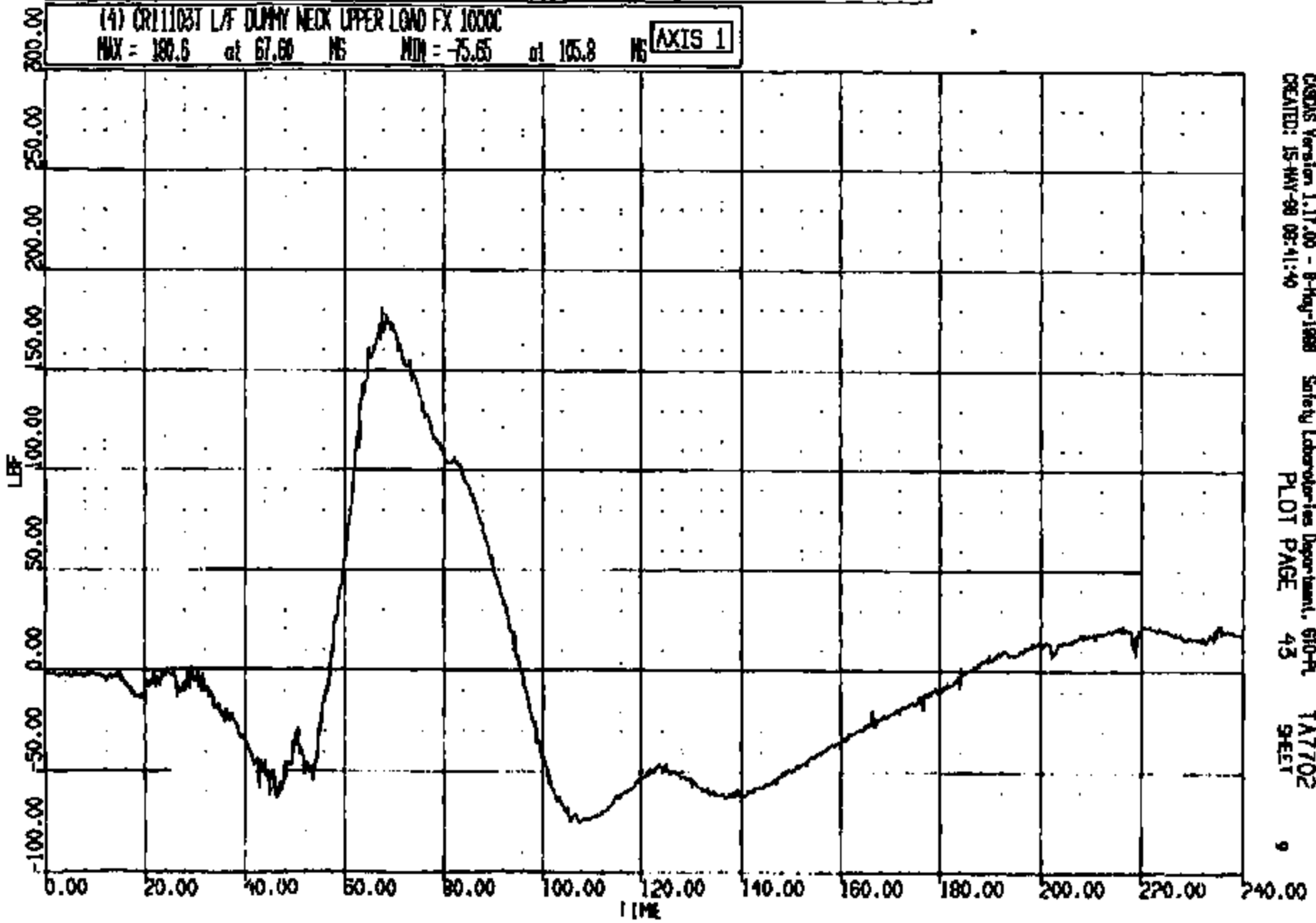


CASAS Version 1.17.00 - 9-May-1998 Safety Laboratory Department, 610-PL TA7702
 CREATED: 15-MAY-98 08:41:25 PLOT PAGE 32 SHEET

CRIS 0011103

CR R: 11103 TD: TA7702 DATE: 980515 08:37:18
2000 DN-101

(4) CR11103T L/F DUMMY NECK UPPER LOAD FX 1000C
MAX = 180.6 at 67.60 MS MIN = -75.65 at 105.8 MS **AXIS 1**

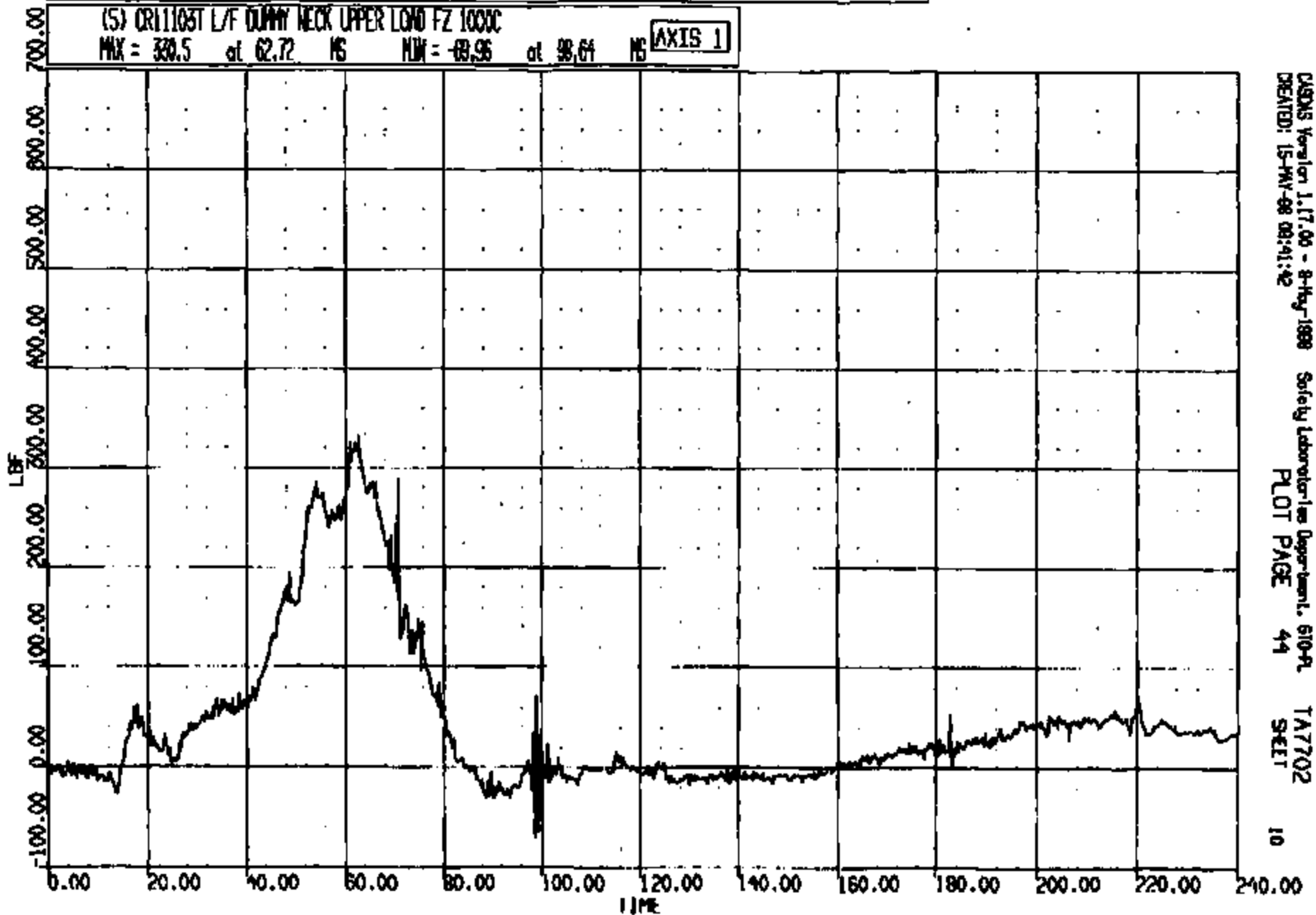


CASDS Version 1.17.00 - 8-May-1998 Safety Laboratories Department, 610-PL
CREATED: 15-MAY-98 08:41:40 PLOT PAGE 43 TA7702
SHEET 9

CRTS 0011103

CR R: 11105 TO: TA7702 DATE: 880516 08:37:18
2000 DN-101

(5) CR11103T L/F DUMMY NECK UPPER LOAD FZ 1000C
MAX = 330.5 at 62.72 MS MIN = -69.96 at 98.64 MS **AXIS 1**



CASDS Version 1.17.00 - 8-May-1988 Safety Laboratories Department, 610-A
CREATED: 15-MAY-88 08:41:42
PLOT PAGE 44
TA7702
SEIT

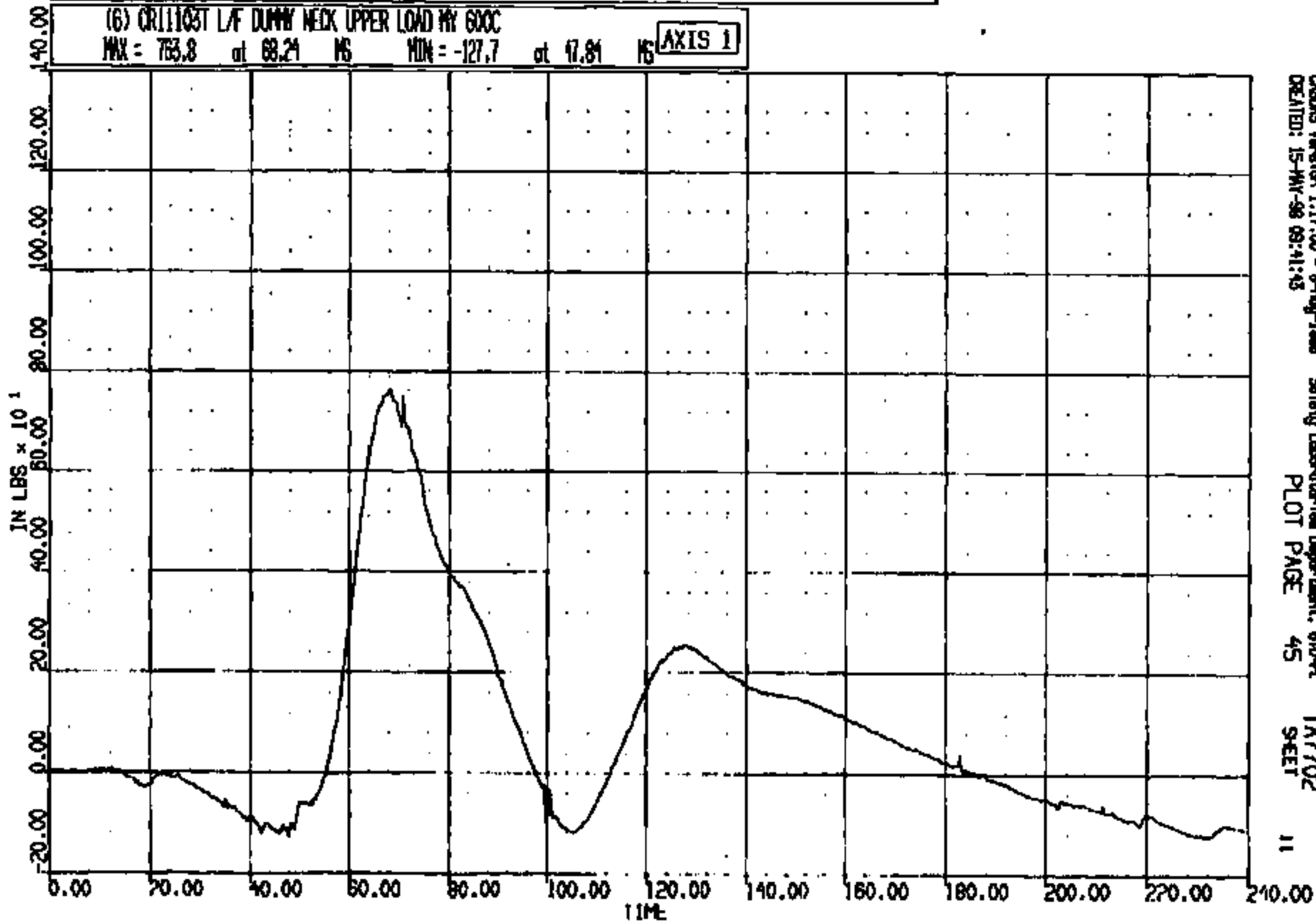
CRTS 0011103

CR R: 11103 TO: TA7702 DATE: 980518 08:57:16
R000 DN-101

(6) CR11103T L/F DUMMY NECK UPPER LOAD NY 600C

MAX = 753.8 at 68.24 MS MIN = -127.7 at 97.84 MS

AXIS 1



CASIMS Version 1.17.00 - 9-May-1998
CREATED: IS-MW-98 09:41:43

Safety Laboratory Department, 610-P1
PLOT PAGE 45

TA7702
SHEET

11

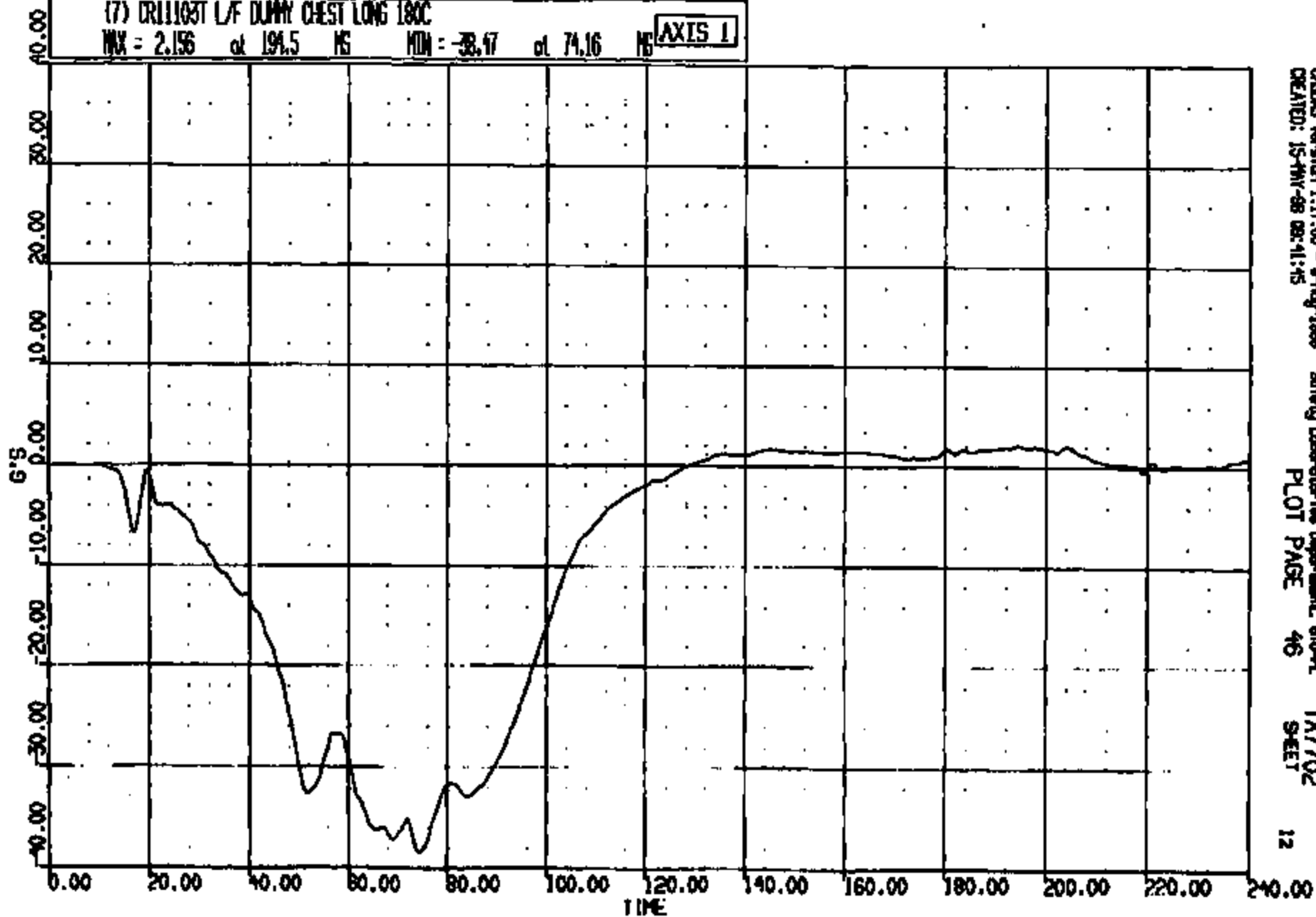
CRTS 0011103

CR R: 11103 TO: TA7702 DATE: 880515 08:37:18
2000 DN-101

(7) CR11103T L/F DUMMY CHEST LONG 180C

MAX = 2.156 at 194.5 MS MIN = -38.47 at 74.16 MS

AXIS 1



CRSIS Version 1.17.00 - 8-May-1988
CREATED: 15-MAY-88 08:41:45

Safety Laboratory Department, 610-PL
PLOT PAGE 46

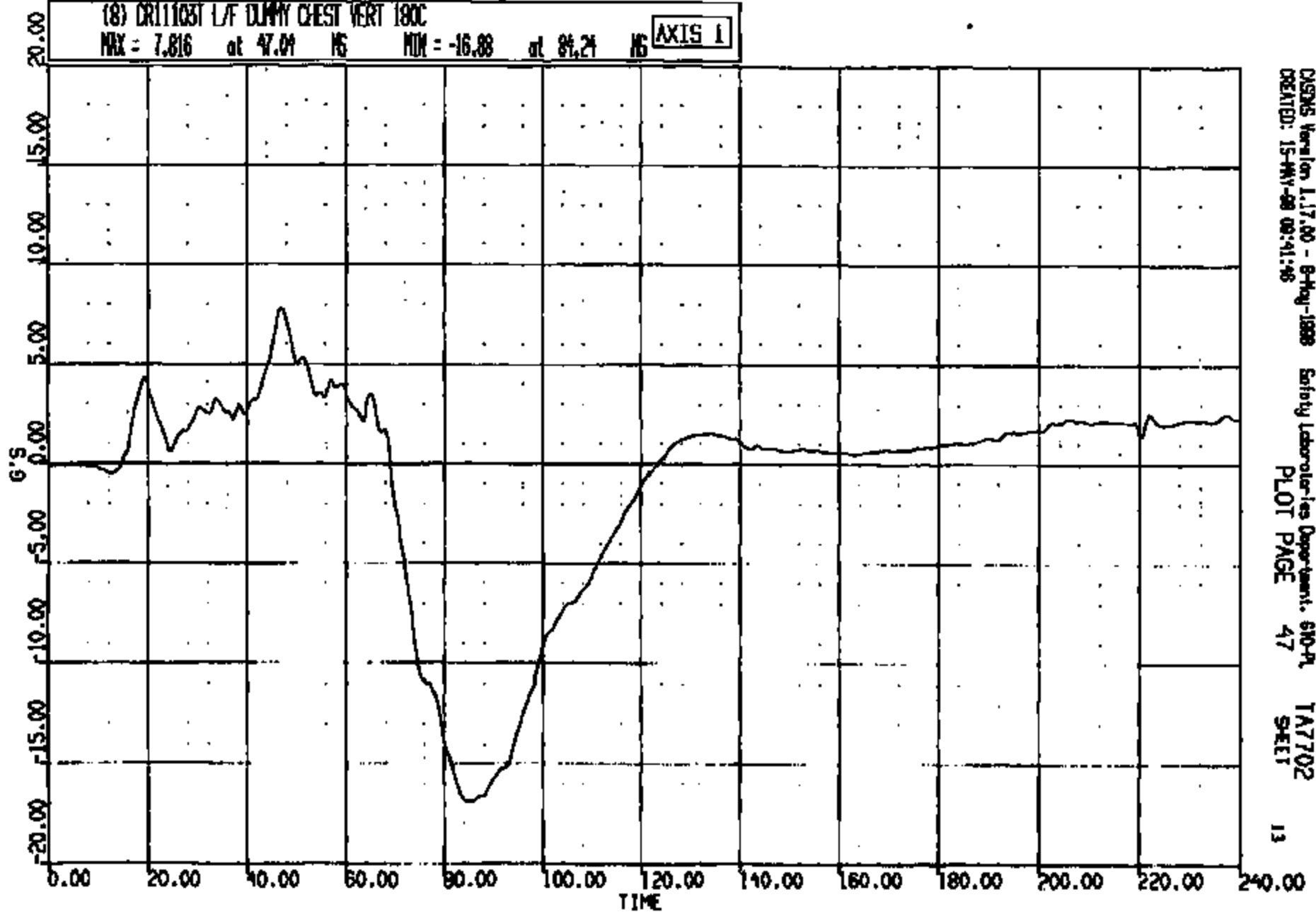
TA7702
SHEET

12

CRIS 0011103

CR R: 11103 TO: TA7702 DATE: 980515 08:37:16
2000 DN-101

(8) CR111031 L/F DUMMY CHEST VERT 180C
MAX = 7.816 at 47.04 MS MIN = -16.88 at 84.24 MS **AXIS 1**

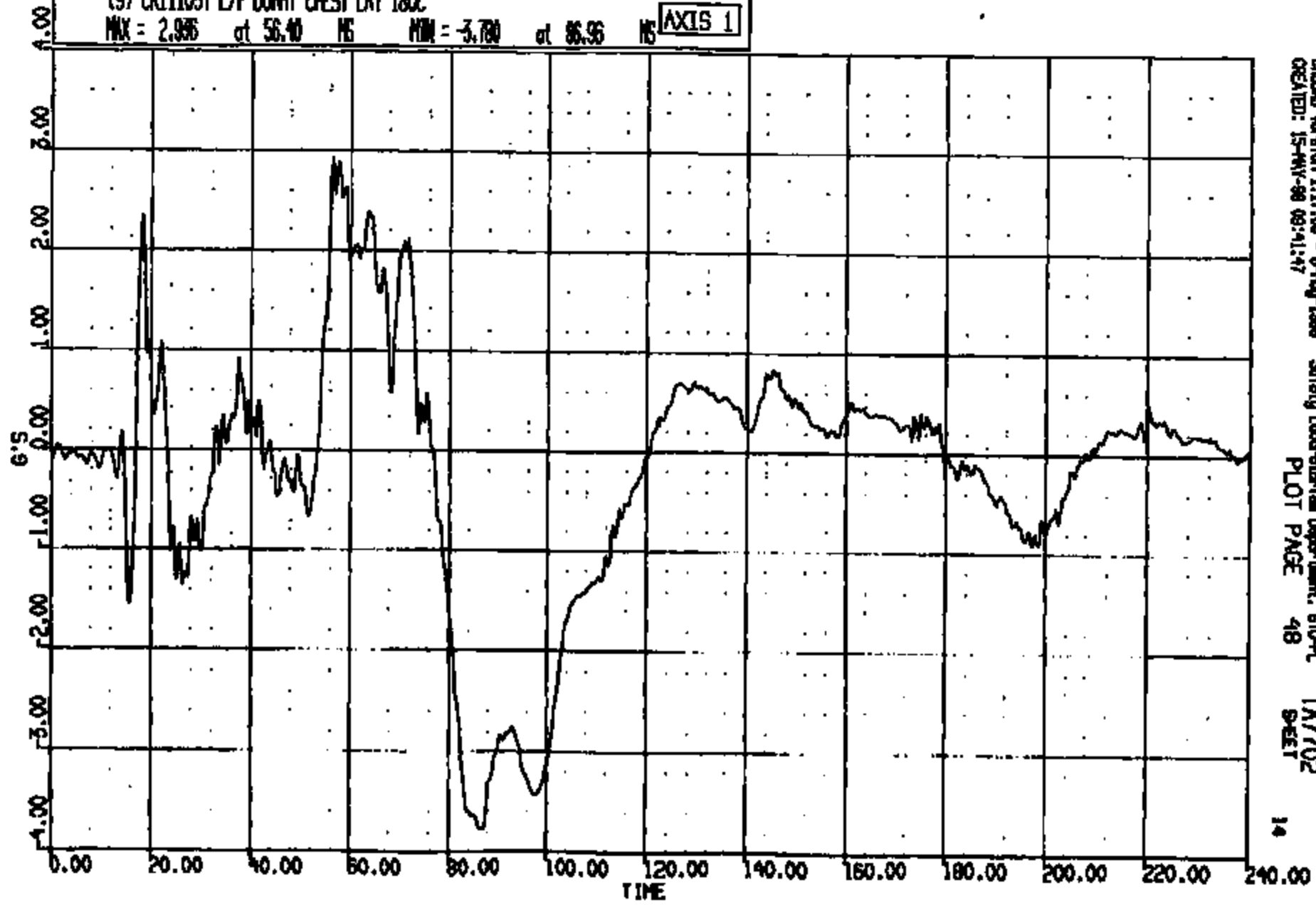


CRS Version 1.17.00 - 8-May-1998 Safety Laboratories Department: 610-PL TA7702
CREATED: 15-MAY-98 08:41:46 PLOT PAGE 47 SELL 13

CRTS 0011103

CR R: 11103 TO: TA7702 DATE: 990515 08:57:18
2000 DN-101

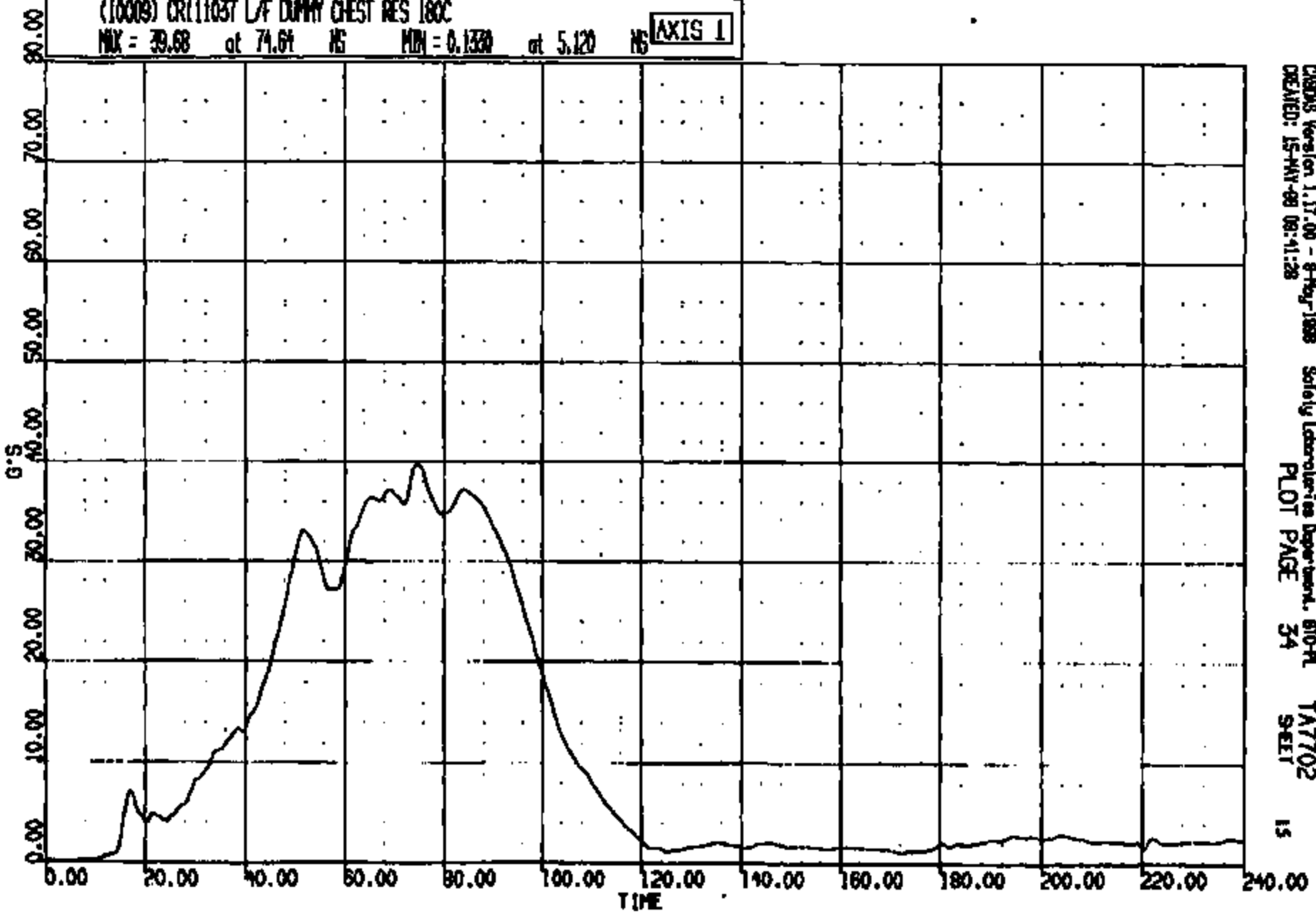
(9) CR21103T L/F DUMMY CHEST LAT 180C
MAX = 2.995 at 56.40 NS MIN = -3.780 at 86.95 NS **AXIS 1**



CRS05 Version 1.17.00 - 8-May-1999 Safety Laboratories Department, STD-PL TA7702
CREATED: 15-MAY-99 08:41:47 PLOT PAGE 4/8 SHEET

CR R: 11103 TO: TAY702 DATE: 880515 08:27:18
2000 DN-101
CUMDUR = 38.248 Duration time = 2.9987

(10009) CR(11037) L/F DUMMY CHEST RES 180C
MAX = 39.68 at 74.64 NS MIN = 0.1330 at 5.120 NS **AXIS 1**

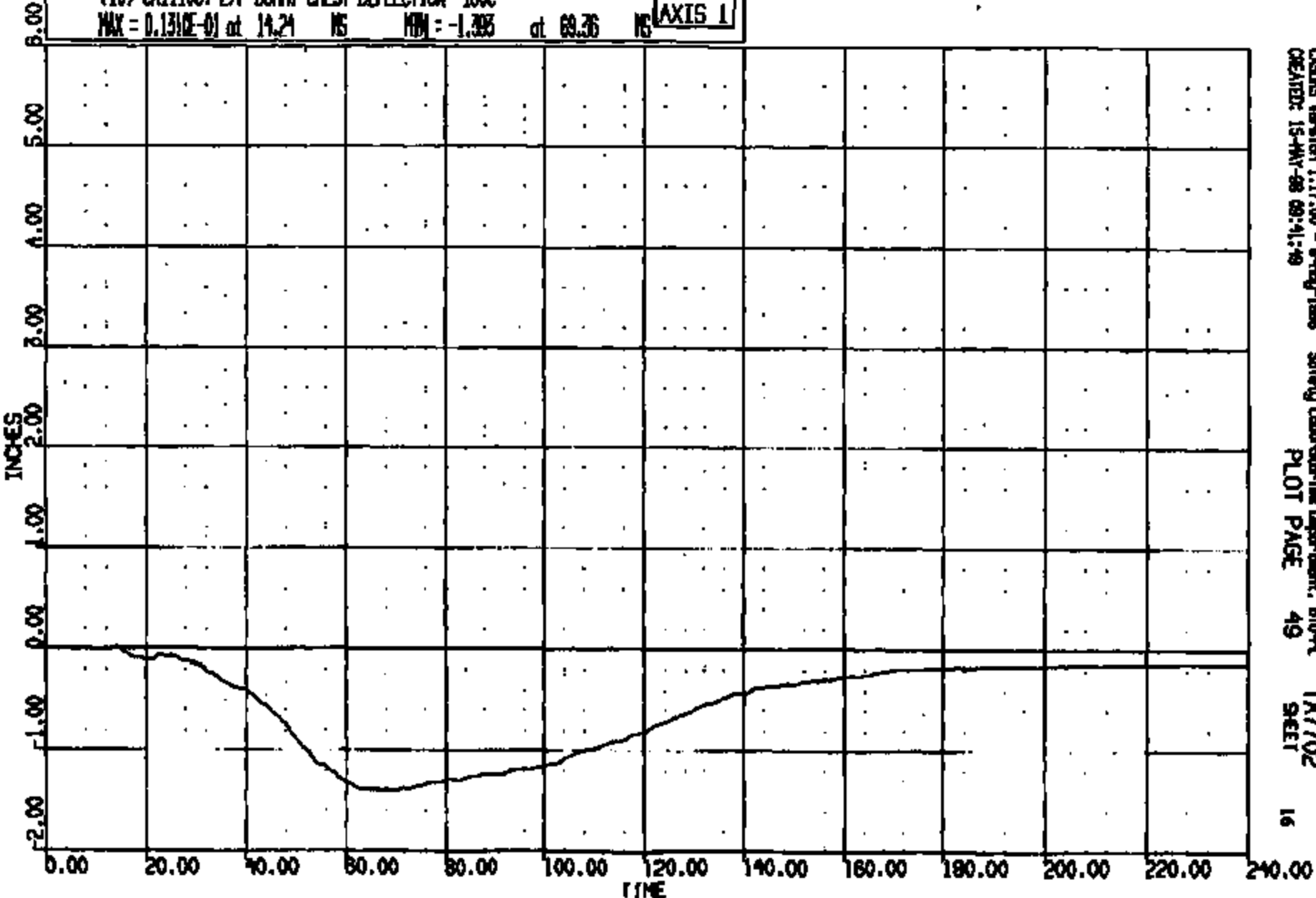


CRS018 Version 1.17.00 - 8-May-1988 Safety Laboratories Department, 810-PL TAY702
CREATED: 15-MAY-88 08:41:28 PLOT PAGE 34 SHEET 15

CRIS 0011103

CR #: 11103 TO: TA7702 DATE: 880515 08:37:18
2000 DN-101

(10) CR11103T L/F DUMMY CHEST DEFLECTION 180C
MAX = 0.1310E-01 at 14.24 MS MIN = -1.395 at 69.36 MS **AXIS 1**



CRS Version 1.17.00 - 8-May-1988 Safety Laboratories Department, 610-PL TA7702
CREATED: 15-MAY-88 09:41:29 PLOT PAGE 49 SHEET 16

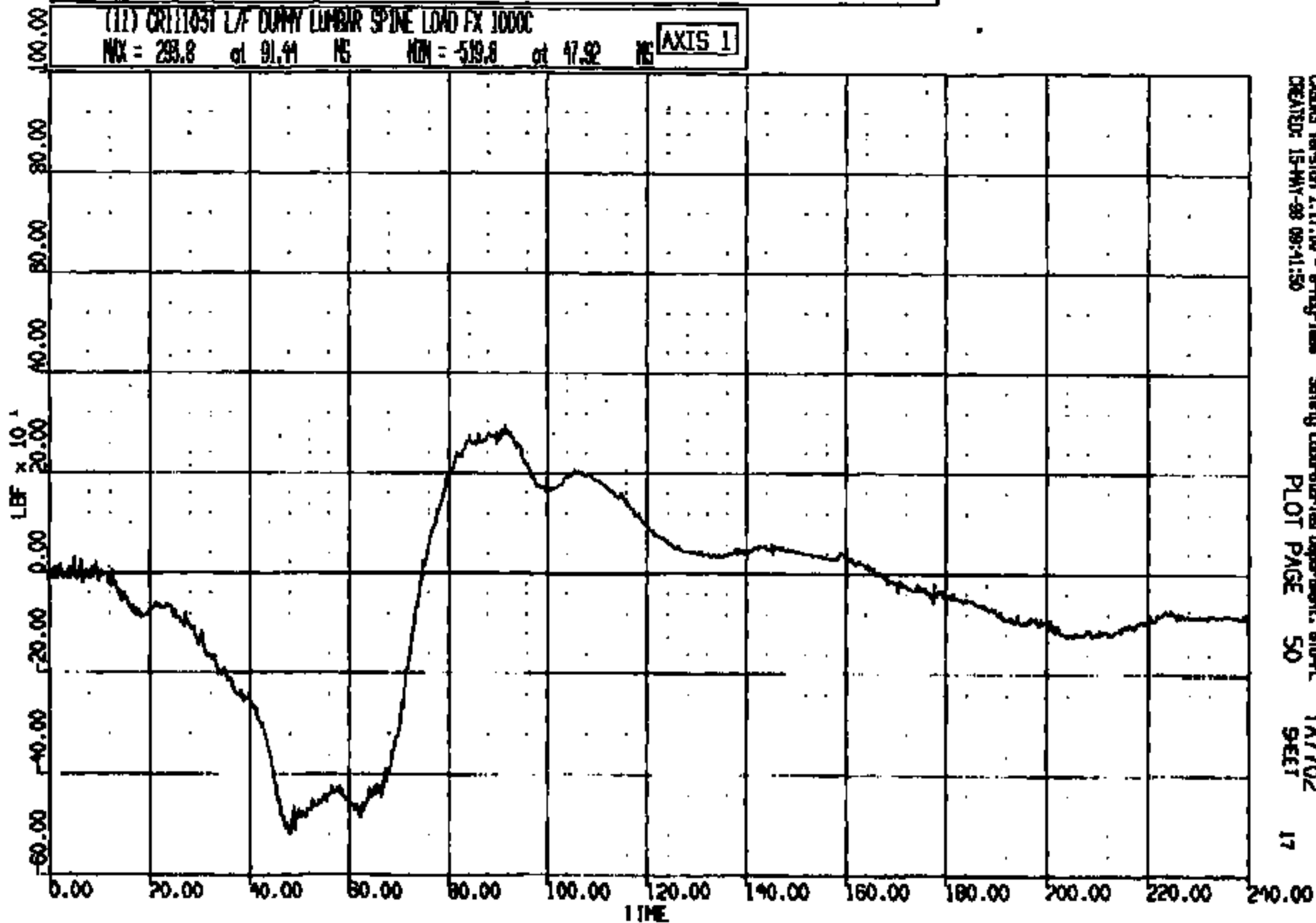
CRIS 0011103

CR R: 11103 TO: TA7702 DATE: 980518 08:57:18
2000 DN-101

(11) CR11103T L/F DUMMY LUMBAR SPINE LOAD FX 1000C

MAX = 298.8 at 91.44 MS MIN = -519.8 at 47.92 MS

AXIS 1



CRS Version 1.17.00 - 8-May-1998
CREATED: 15-MAY-98 09:41:50

Safety Laboratories Department, 6104L
PLOT PAGE 50

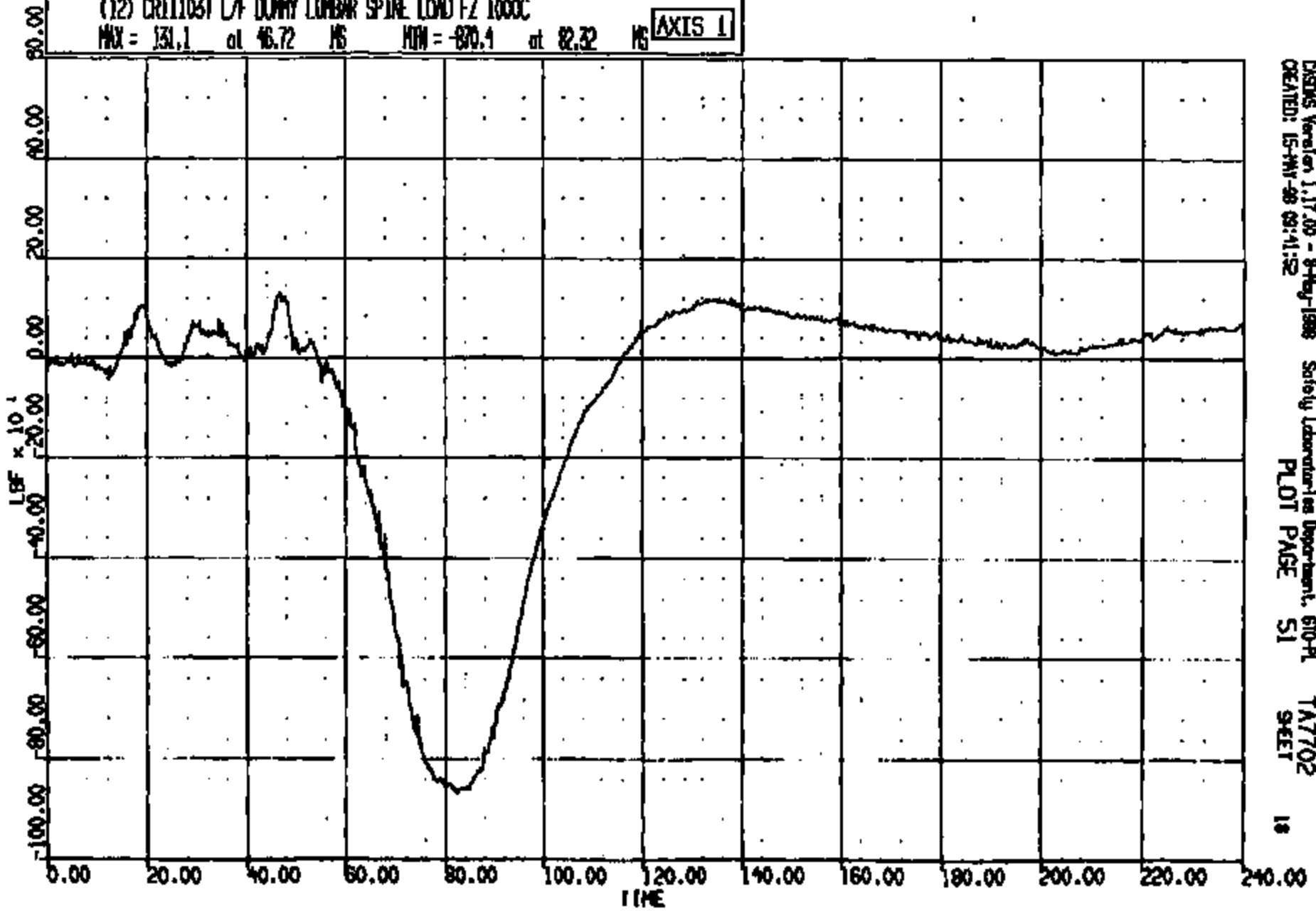
TA7702
SHEET

17

CRTS 0011103

CR R: 11103 TO: TA7702 DATE: 980515 08:57:18
2000 DN-101

(12) CR11103T L/F DUMMY LUMBAR SPINE LOAD FZ 1000C
MAX = 131.1 at 46.72 MS MIN = -870.1 at 82.32 MS **AXIS 1**



DISKS Version 1.17.00 - 8-May-1988 Safety Laboratories Department, 610-PL TA7702
CREATED: 15-MAY-98 09:41:52 PLOT PAGE 51 SHEET 18

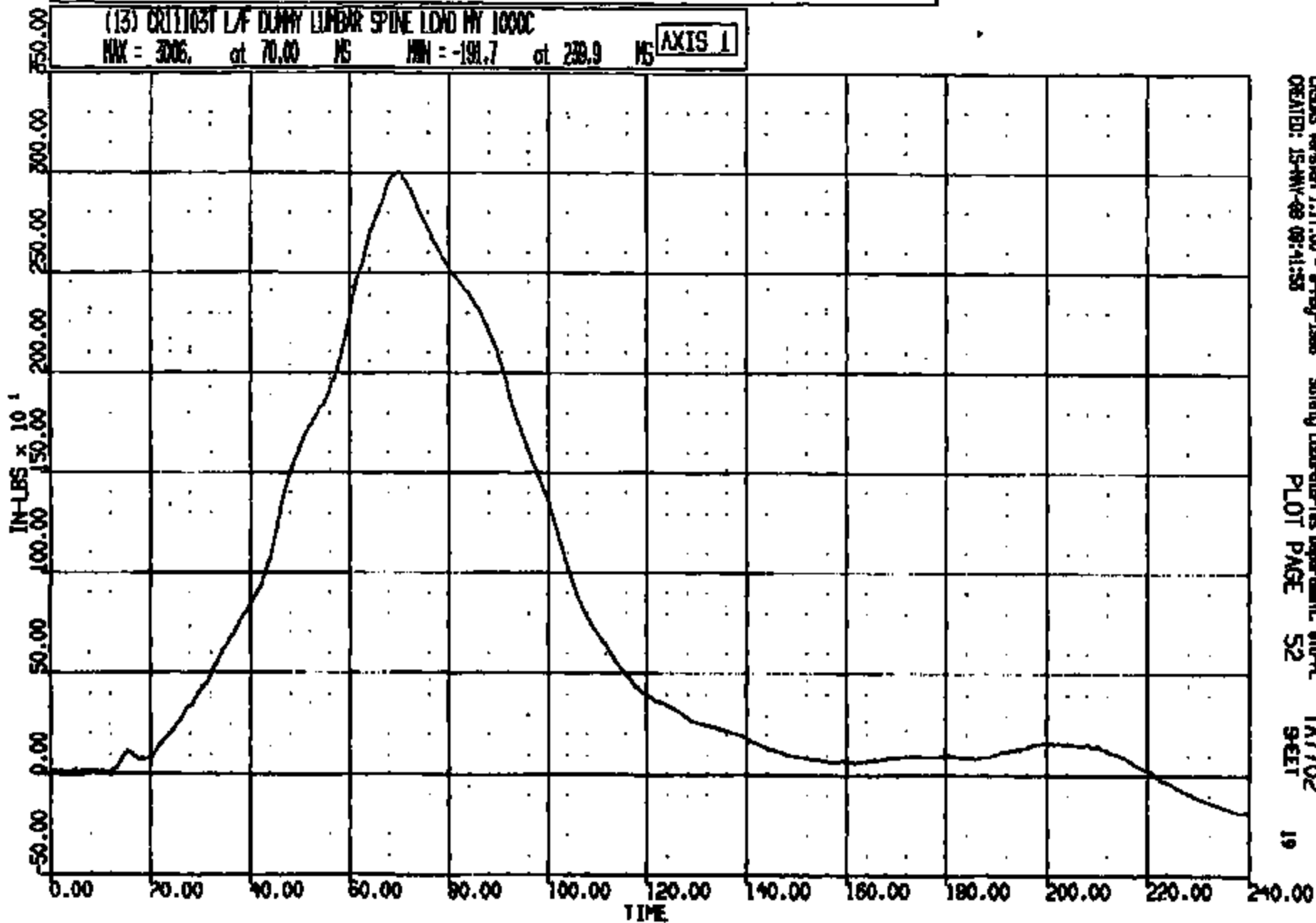
CRIS 0011103

CR R: 11103 TO: TA7702 DATE: 980515 08:37:18
R000 DN-101

(13) CR11103T LAF DUMMY LUMBAR SPINE LOAD BY 1000C

MAX = 3006. at 70.00 MS MIN = -199.7 at 239.9 MS

AXIS 1

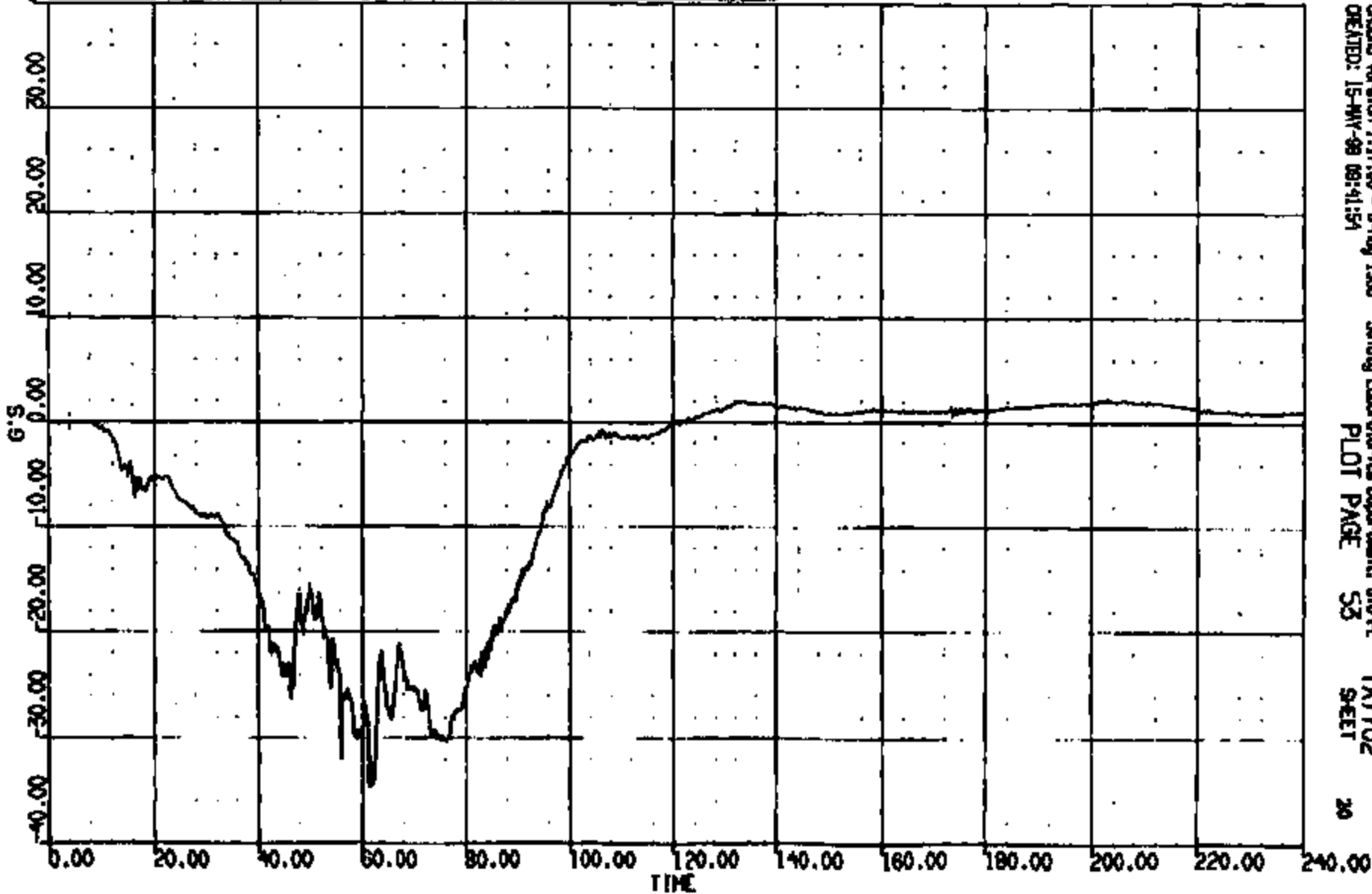


CRS Version 1.17.00 - 8-May-1998 Safety Laboratories Department 610-PL TA7702
CREATED: 15-MAY-98 09:41:53 PLOT PAGE 52 9-SET 19

CRIS 0011103

CR R: 11103 TO: TA7702 DATE: 990515 09:37:18
2000 DN-101

(14) CR1103T L/F DUMMY PELVIS LONG 1000C
MAX = 2.217 at 202.9 MS MIN = -34.83 at 61.28 MS **AXIS 1**



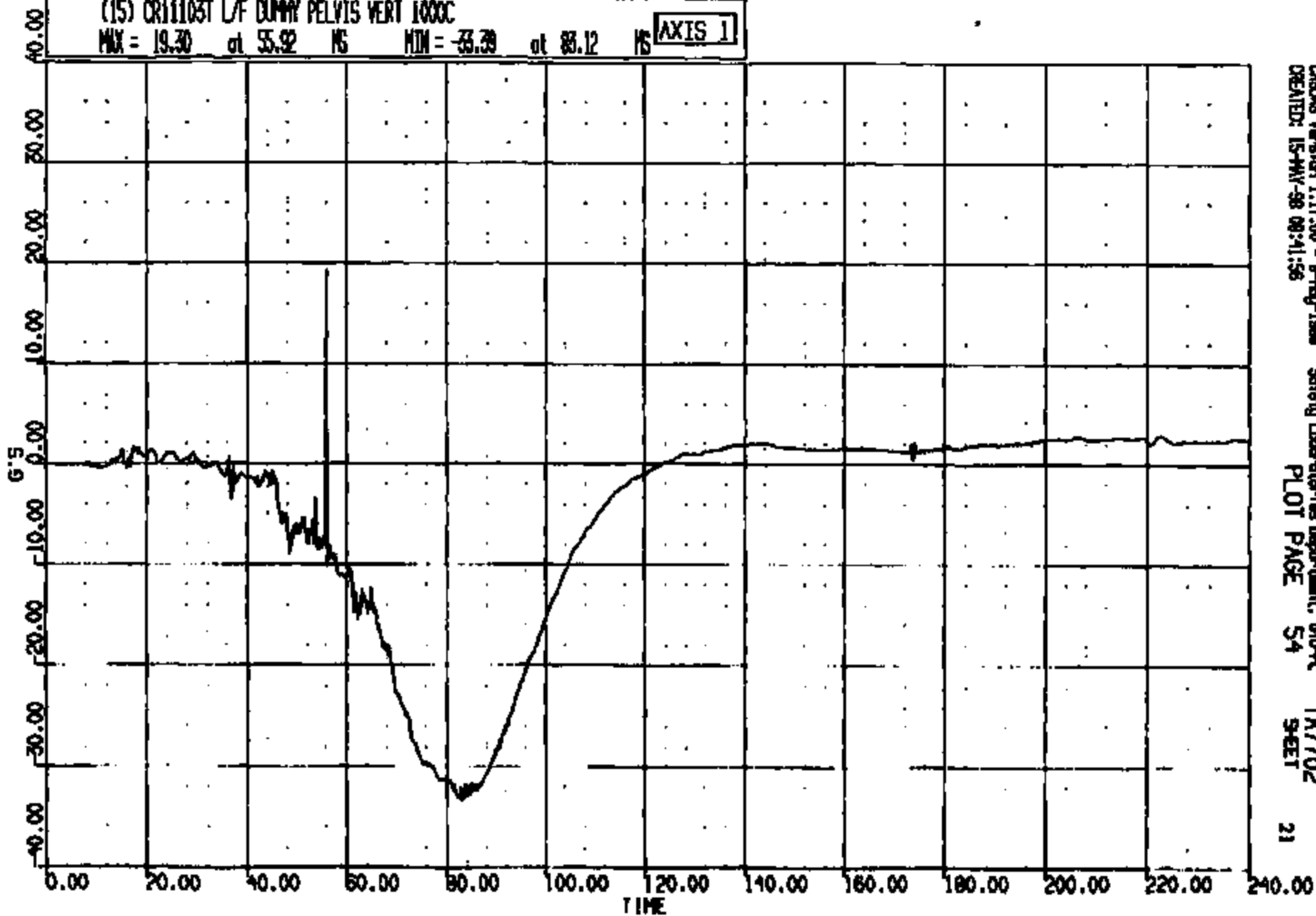
CRSIS Version 1.17.00 - 8-May-1998 Safety Laboratories Department, BDFL TA7702
CREATED: 15-MAY-99 09:41:54 PLOT PAGE 53 SHEET 20

CRTS 0011103

CR R: 11103 TO: TA7702 DATE: 980615 08:57:16
2000 DN-101

(15) CR11103T L/F DUMMY PELVIS VERT 1000C

MAX = 19.30 at 55.92 MS MIN = -33.39 at 83.12 MS AXIS 1



CARDAS Version 1.17.00 - B-Hug-1988
CREATED: IS-MW-98 08:41:56

Safety Laboratories Department, 610-A
PLOT PAGE 54

TA7702
SHEET

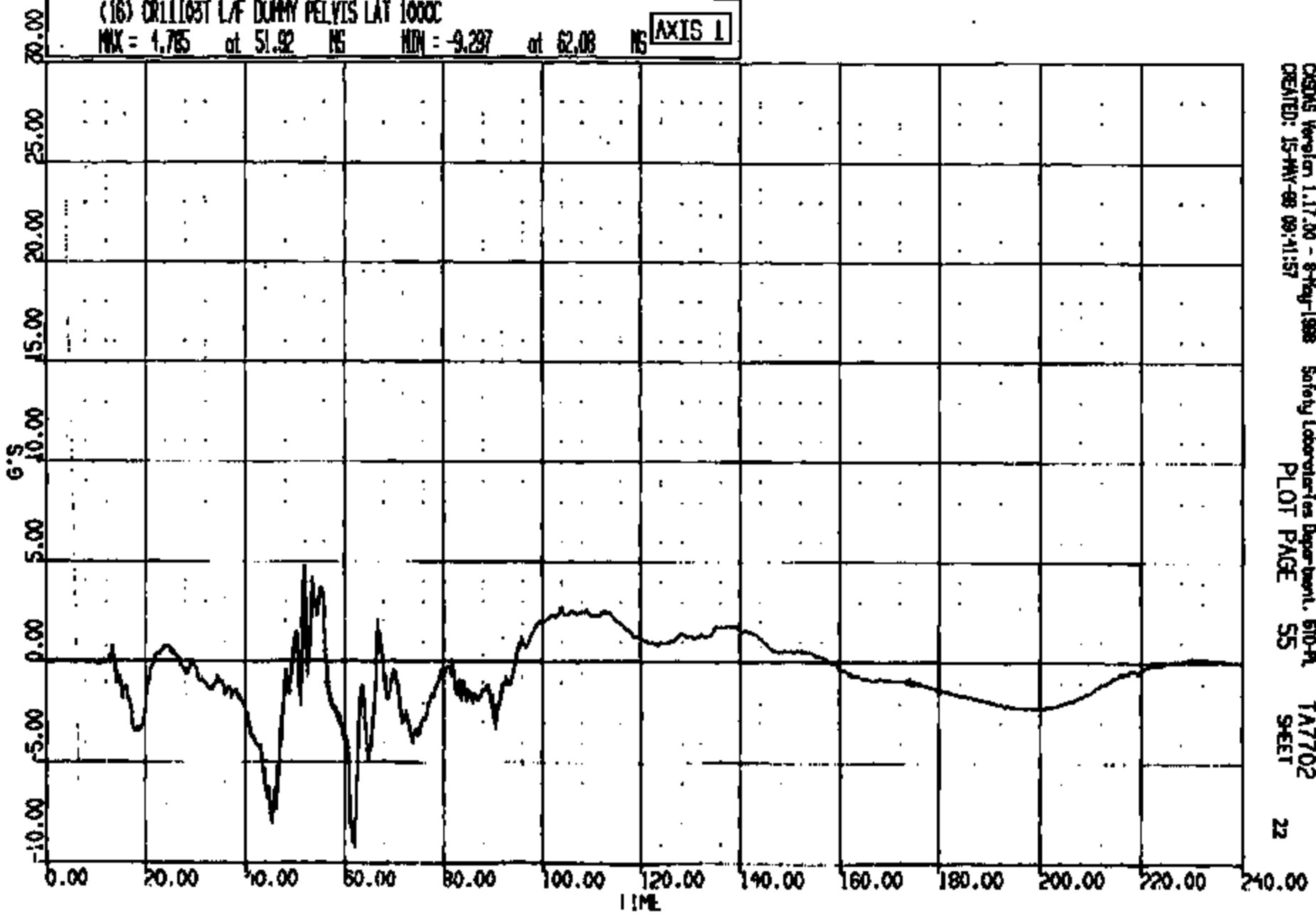
21

CR15 0011103

CR R: 11103 TO: TA7702 DATE: 980615 08:37:16
2000 DN-101

(16) CR11103T L/F DUMMY PELVIS LAT 1000C
MAX = 4.785 at 51.92 NS MIN = -9.297 at 62.08 NS

AXIS 1

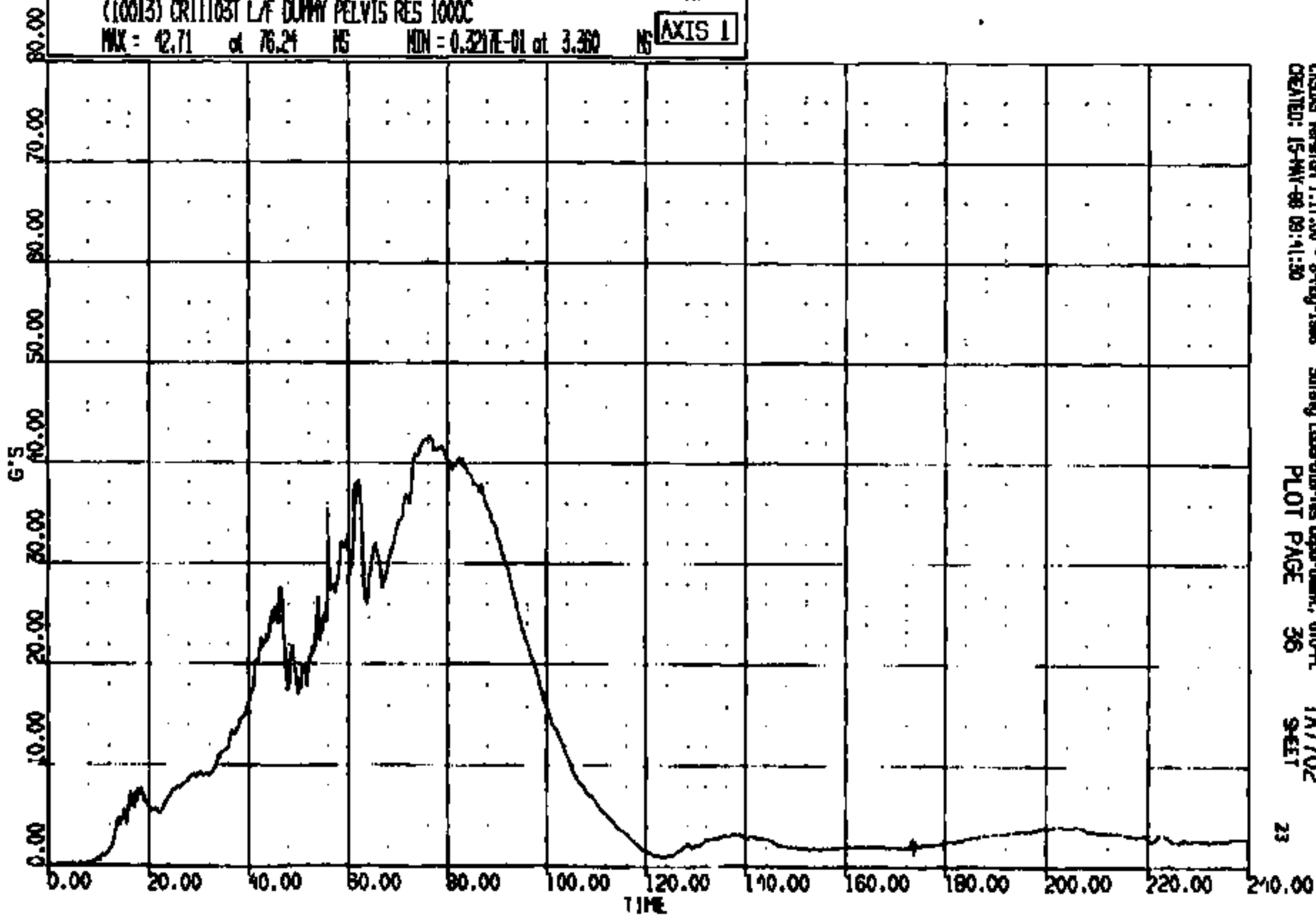


OSDMS Version 1.17.00 - 8-Feb-1998 Safety Laboratories Department, 610-A, TA7702
CREATED: 15-MAY-98 09:41:57 PLOT PAGE 55 SHEET 22

CRTS 0011103

CR R: 11105 TO: TA7702 DATE: 990515 08:37:18
2000 DN-101

(10013) CR11105T L/F DUMMY PELVIS RES 1000C
MAX = 42.71 at 76.24 NS NON = 0.3217E-01 at 3.360 NS **AXIS 1**

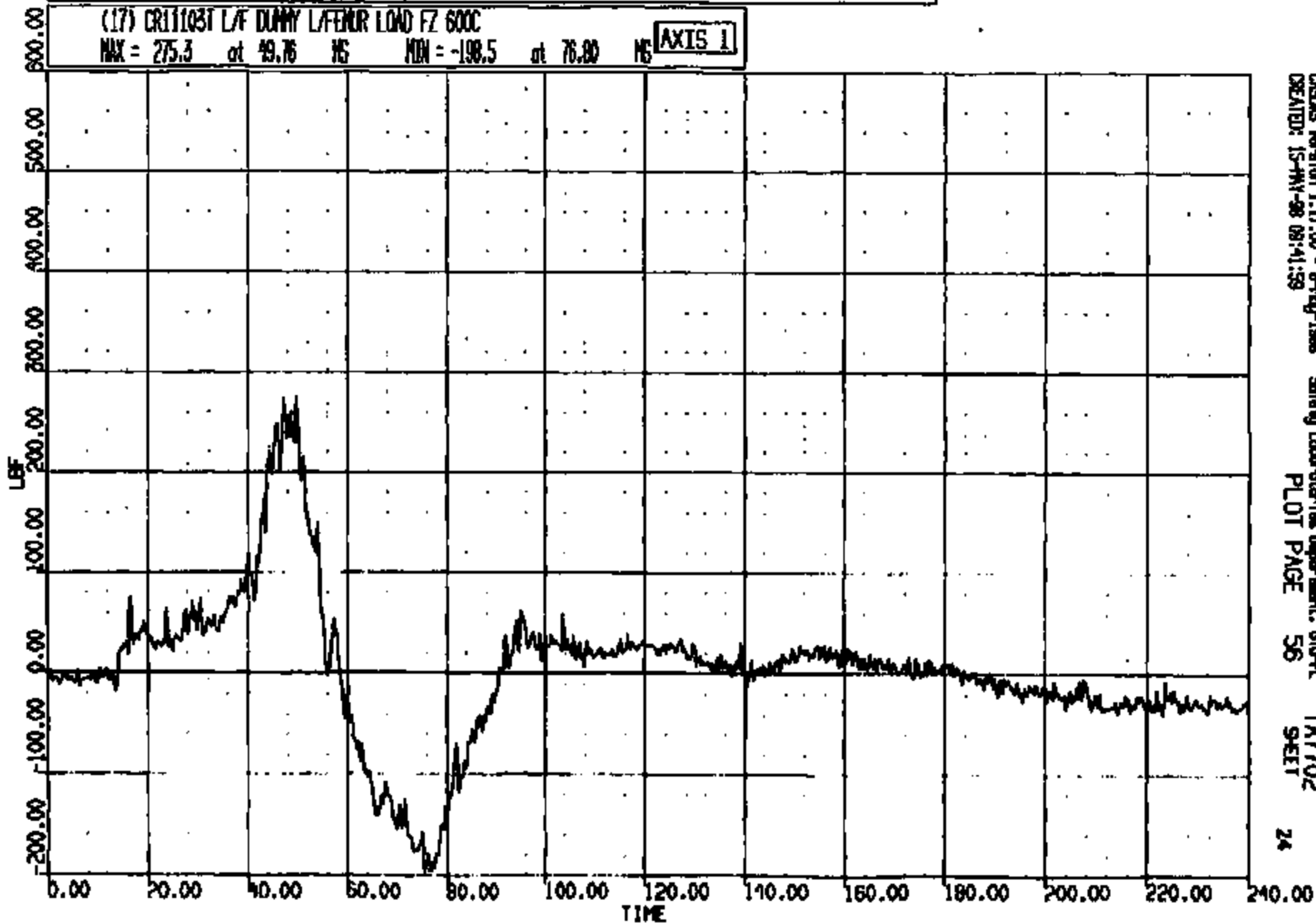


CIGRAE Version 1.17.00 - 8-Aug-1998 Safety Laboratories Department, 610-PL
CREATED: 15-MAY-98 09:41:30 PLOT PAGE 36 TA7702 SHEET 23

CRTS 0011103

CR R: 11103 TO: TA7702 DATE: 980515 08:27:18
2000 DN-101

(17) CR11103T L/F DUMMY L/FEMUR LOAD FZ 600C
MAX = 275.3 at 49.76 MS MIN = -198.5 at 76.00 MS **AXIS 1**



CASAS Version 1.17.00 - 8-Aug-1988
CREATED: 15-NOV-98 08:41:59

Safety Laboratories Department, 610-PL
PLOT PAGE 56

TA7702
SECT

24

CRIS 0011103

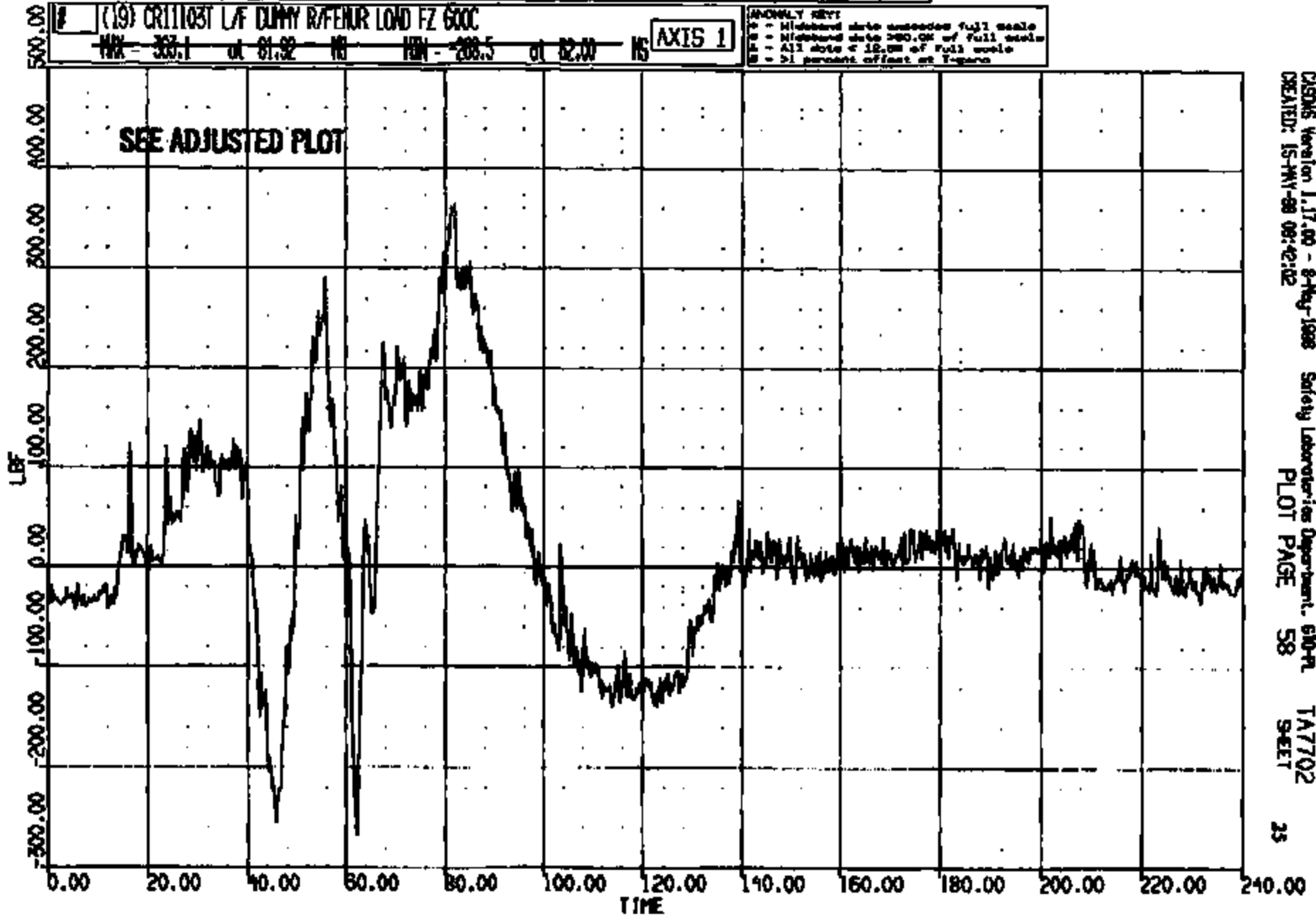
CR R: 11103 TO: TA7702 DATE: 980515 08:37:18
2000 DN-101

(19) CR11103T L/F DUMMY R/FENUR LOAD FZ 600C

MIN - 363.1 at 81.92 MS MAX - 208.5 at 82.00 MS

AXIS 1

ABNOYLY KEY:
* - Midboard data exceeds full scale
- Midboard data 250.0% of full scale
^ - All data < 10.0% of full scale
@ - 51 percent offset at T-zero



CRS08 Version 1.17.00 - 8-May-1998
CREATED: 15-MAY-98 08:42:02

Safety Laboratories Department, 610-PL
PLOT PAGE 58

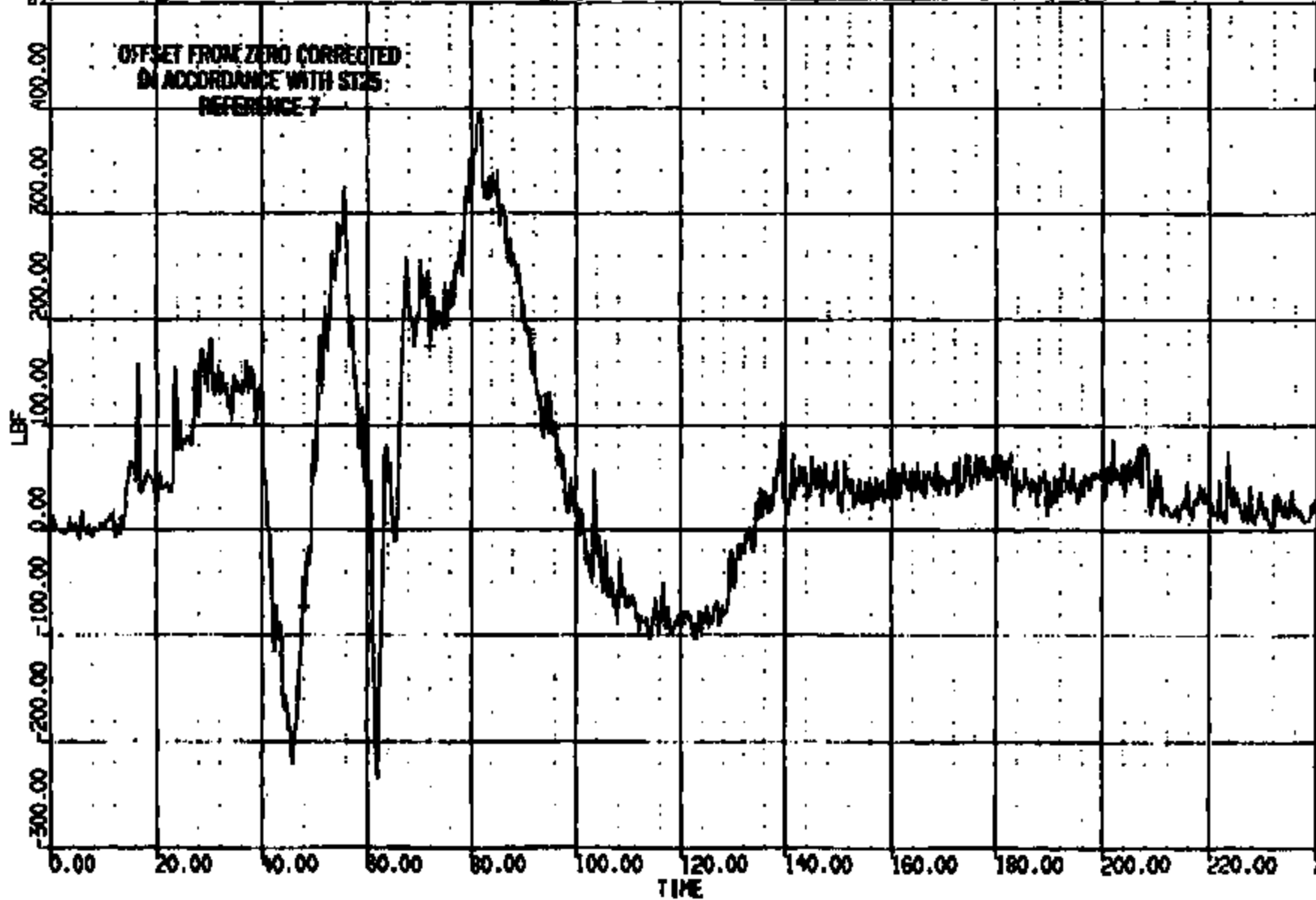
TA7702
SHEET

25

CRIS 0011103

R: 11103 TO: TA7702 DATE: 9801 08:37:16
 8000 DN-101
 SHIFTED ALL DATA BY 34,347 POUNDS

(10003) CR11103 L/F DUMMY REFER LOAD FZ 600C ADJ
 MAX = 397.5 at 81.92 NS MIN = -234.1 at 62.00 NS **AXIS 1**
 ANOMALY REVI
 * - Missed data suppressed full scale
 * - Missed data 250.0% of full scale
 * - All data < 12.5% of full scale
 * - > 1 percent effect on T-zero

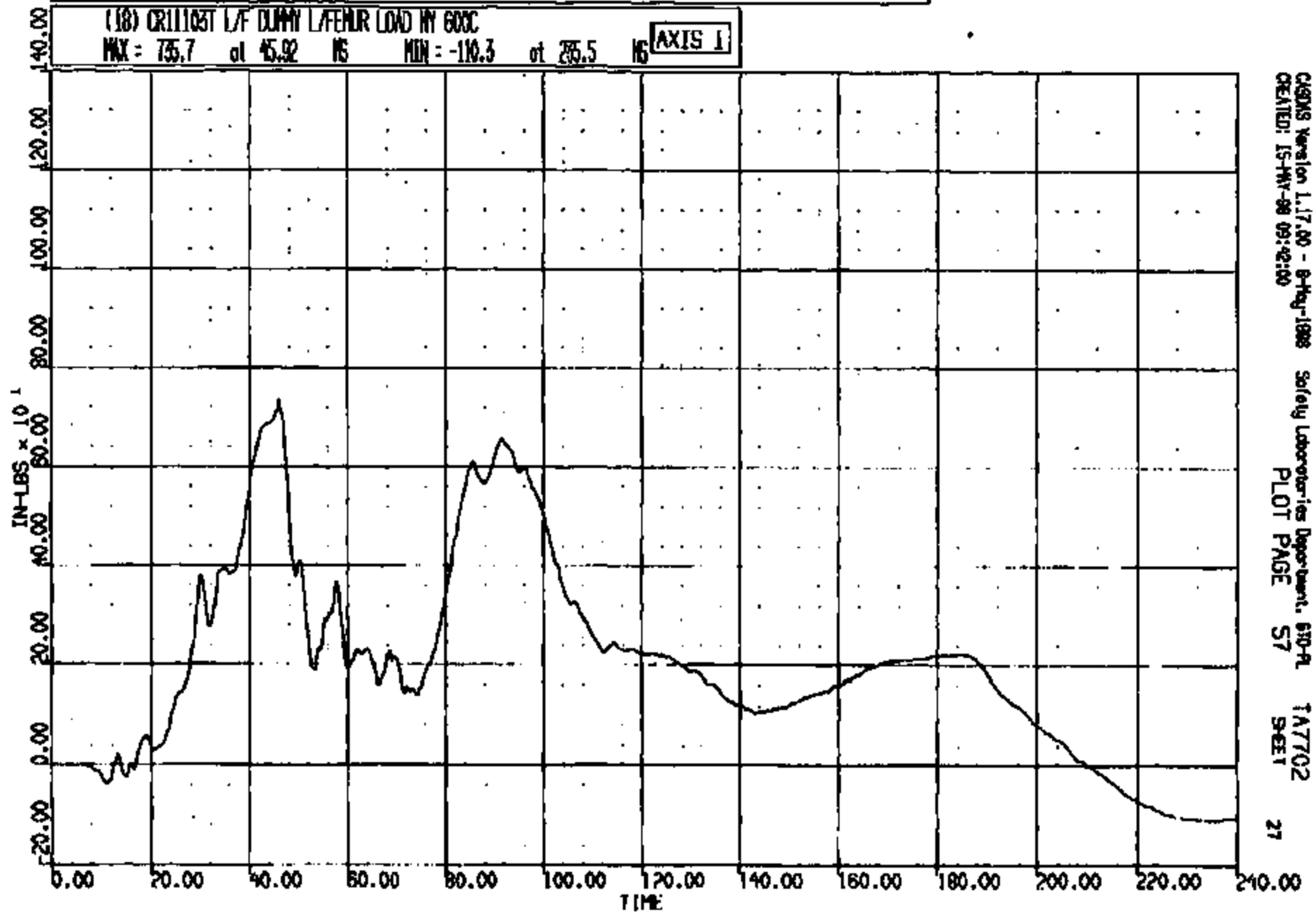


CENAS Version 1.17.00 - 9-May-1998 Safety Laboratories Department, STD-PL
 CENAS: 27-JUL-98 08:22:52 PLOT PAGE 2 TA7702 SHEET 26

CRIS 0011103

CR R: 11103 TO: TA7702 DATE: 980515 09:37:18
2000 CN-101

(18) CR11103T L/F DUMMY L/FEHR LOAD IN 600C
MAX = 75.7 at 45.92 MS MIN = -110.3 at 235.5 MS **AXIS 1**



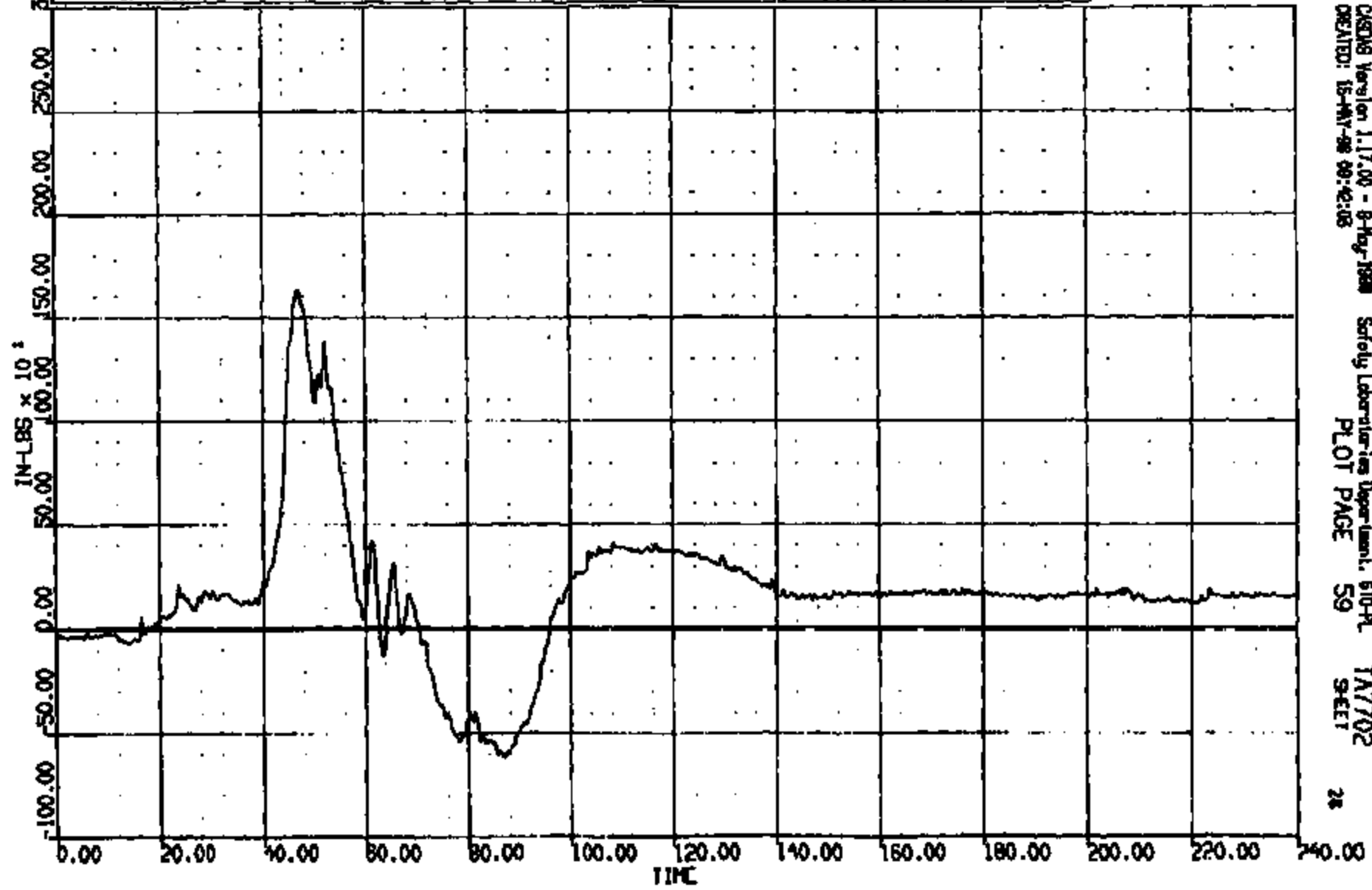
CRS Version 1.17.00 - 8-Aug-1998 Safety Laboratories Department, 670-A TA7702
CREATED: 15-MAY-98 09:42:00 PLOT PAGE 57 SHEET 27

CRIS 0011103

OR R: 11103 TO: TA7702 DATE: 980815 08:57:16
2000 DN-101

(20) CR11103T L/F DUMMY REFEROR LOAD NY 600C
MAX = 1637. at 46.88 MS MIN = -617.5 at 86.88 MS **AXIS 1**

ANALYSIS KEYS
a - Highboard data exceeded full scale
b - Highboard data 75.0% of full scale
c - All data < 15.0% of full scale
d - 21 percent offset on Y-axis



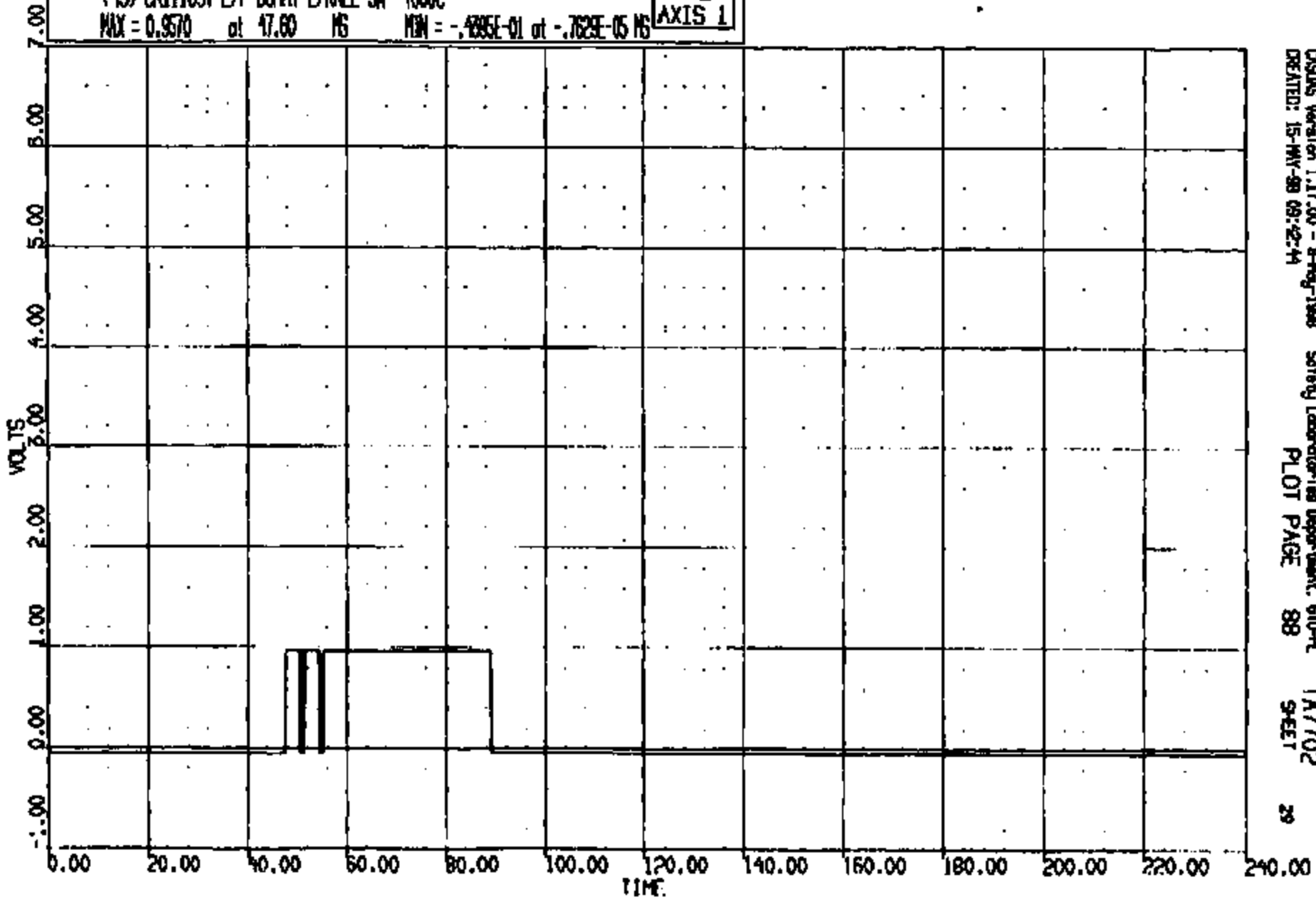
CASMS Version 1.17.00 - 8-Aug-1998 Safety Laboratories Department, 610-PL TA7702
CREATED: 15-NOV-98 09:42:08 PLOT PAGE 59 9-ELE 28

CRTS 0011103

CR R: 11103 TO: TA7702 DATE: 980516 08:37:16
2000 DN-101

(49) CR11103T L/F DUMMY L/KNEE SW 4000C
MAX = 0.9570 at 47.60 MS MIN = -.4895E-01 at -.7629E-05 MS

AXIS 1



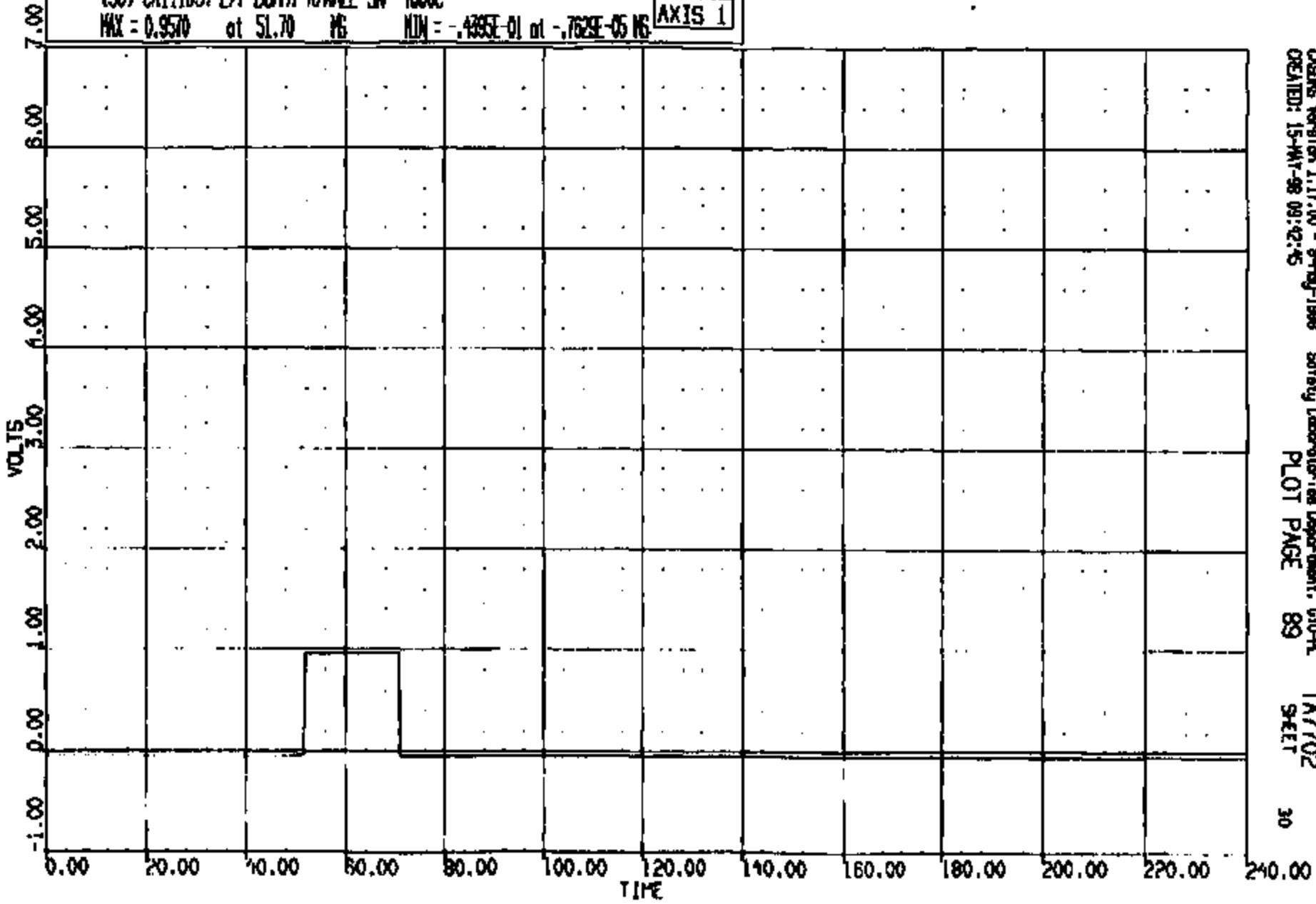
DISDIS Version 1.17.00 - 8-May-1998 Safety Laboratories Department, 610-PL TA7702
CREATED: 15-MAY-98 09:42:44 PLOT PAGE 88 SHEET 29

CR1S 0011103

CR R: 11103 TO: TA7702 DATE: 980515 08:57:18
2000 DN-101

(50) CR11103T L/F DUMMY RANGE SN 4000C
MAX = 0.9570 at 51.70 MS MIN = -.4395E-01 at -.7629E-05 MS

AXIS 1

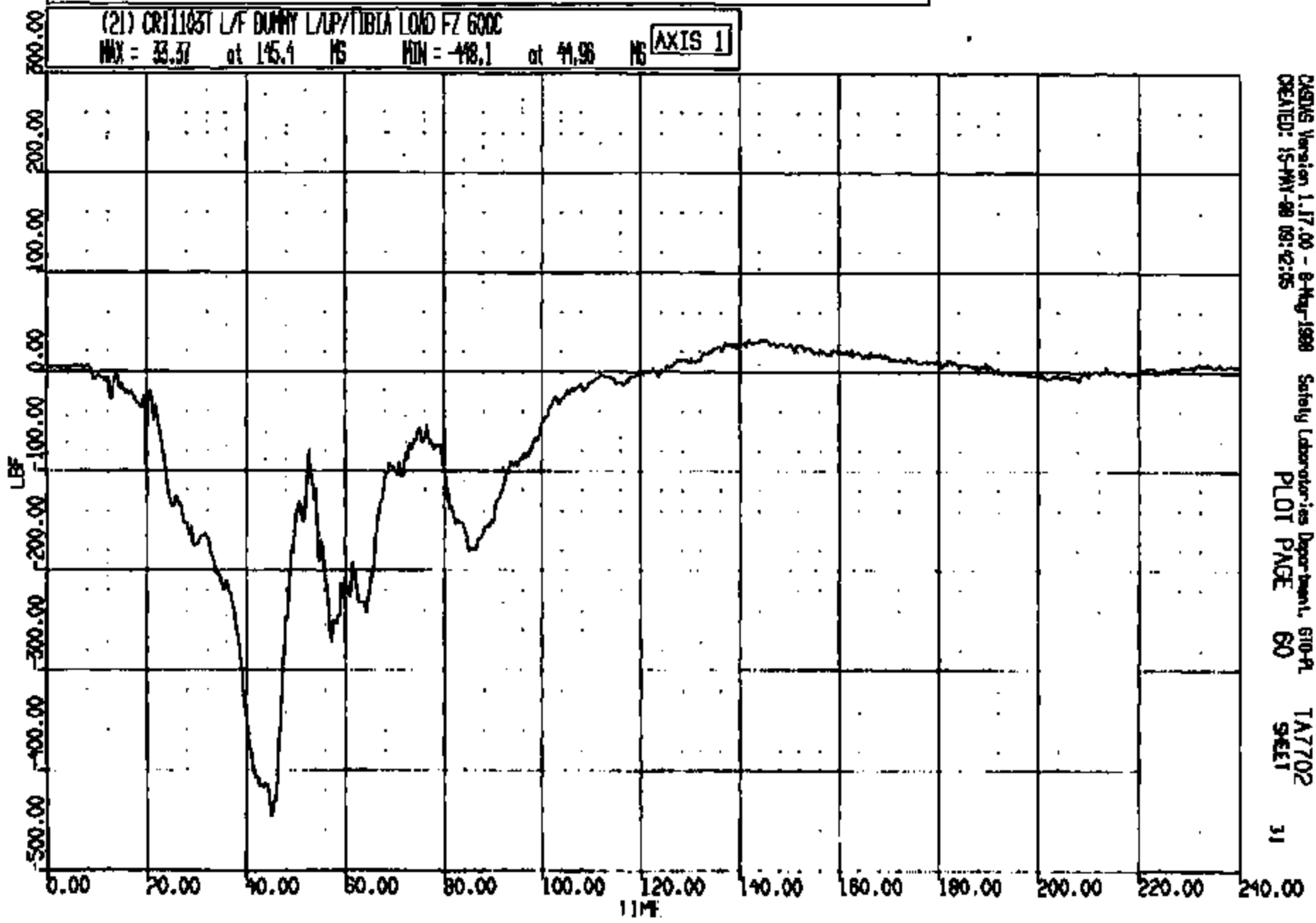


CRS Version 1.17.00 - 9-May-1998 Safety Laboratory Department, G10-R
CREATED: 15-MAY-98 09:42:45 PLOT PAGE 89 TA7702
SECT 30

CRIS 0011103

DR R: 11105 TO: TA7702 DATE: 980513 08:57:18
2000 DN-101

(21) CR11103T L/F DUMMY L/P/TIBIA LOAD FZ 600C
MAX = 33.37 at 145.4 MS MIN = -418.1 at 41.96 MS [AXIS 1]

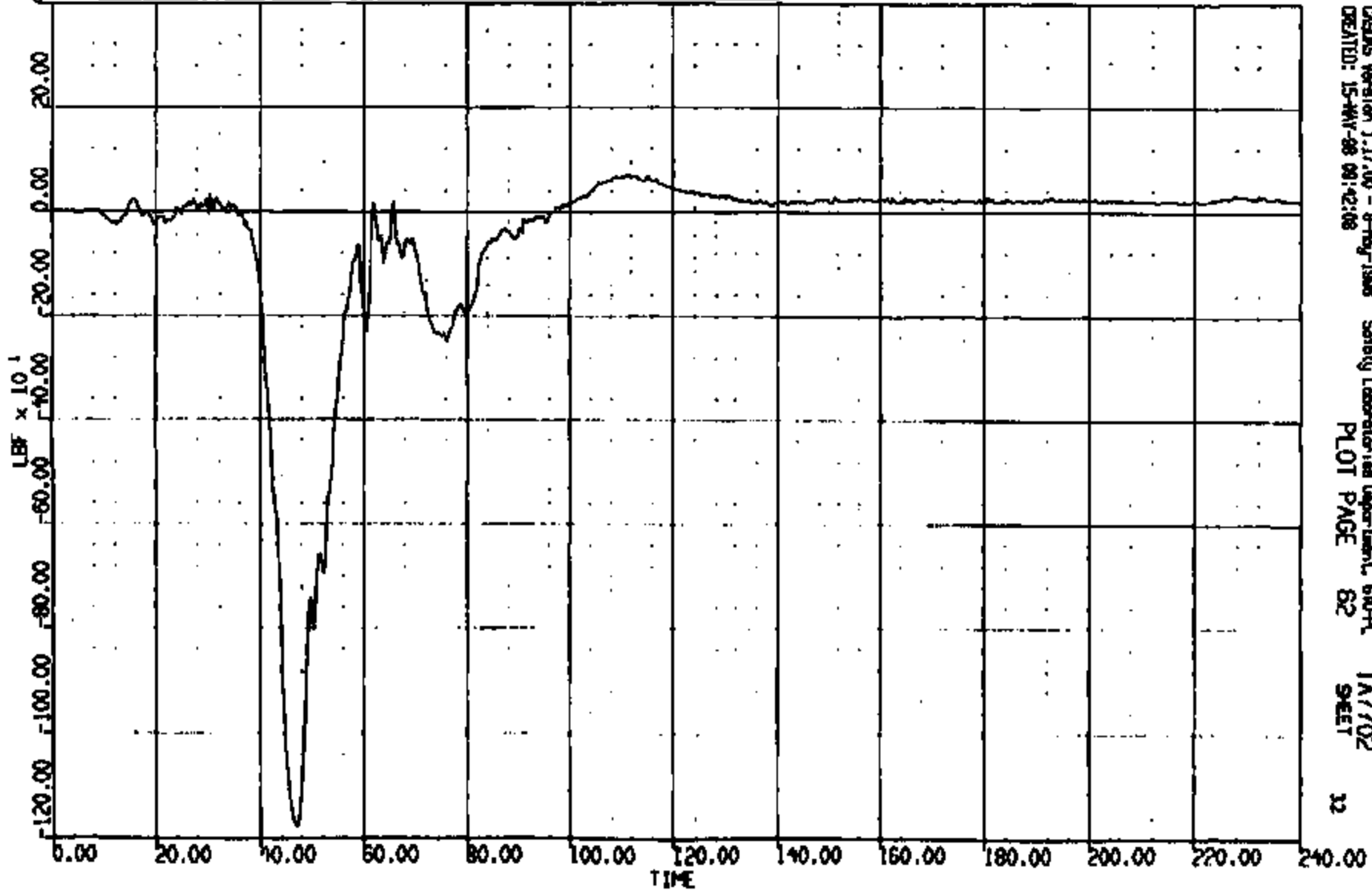


CRSNG Version 1.17.00 - 8-May-1998 Safety Laboratories Department, 610-A TA7702
CREATED: 15-MAY-98 09:42:05 PLOT PAGE 60 SHEET 31

CRIS 0011103

CR #: 11108 TO: TA7702 DATE: 880315 08:37:16
2000 DN-101

(23) CR11108T L/F DUMMY R/UP/TIBIA LOAD FZ 600C
MAX = 70.41 at 111.6 MS MIN = -1180. at 47.04 MS **AXIS 1**

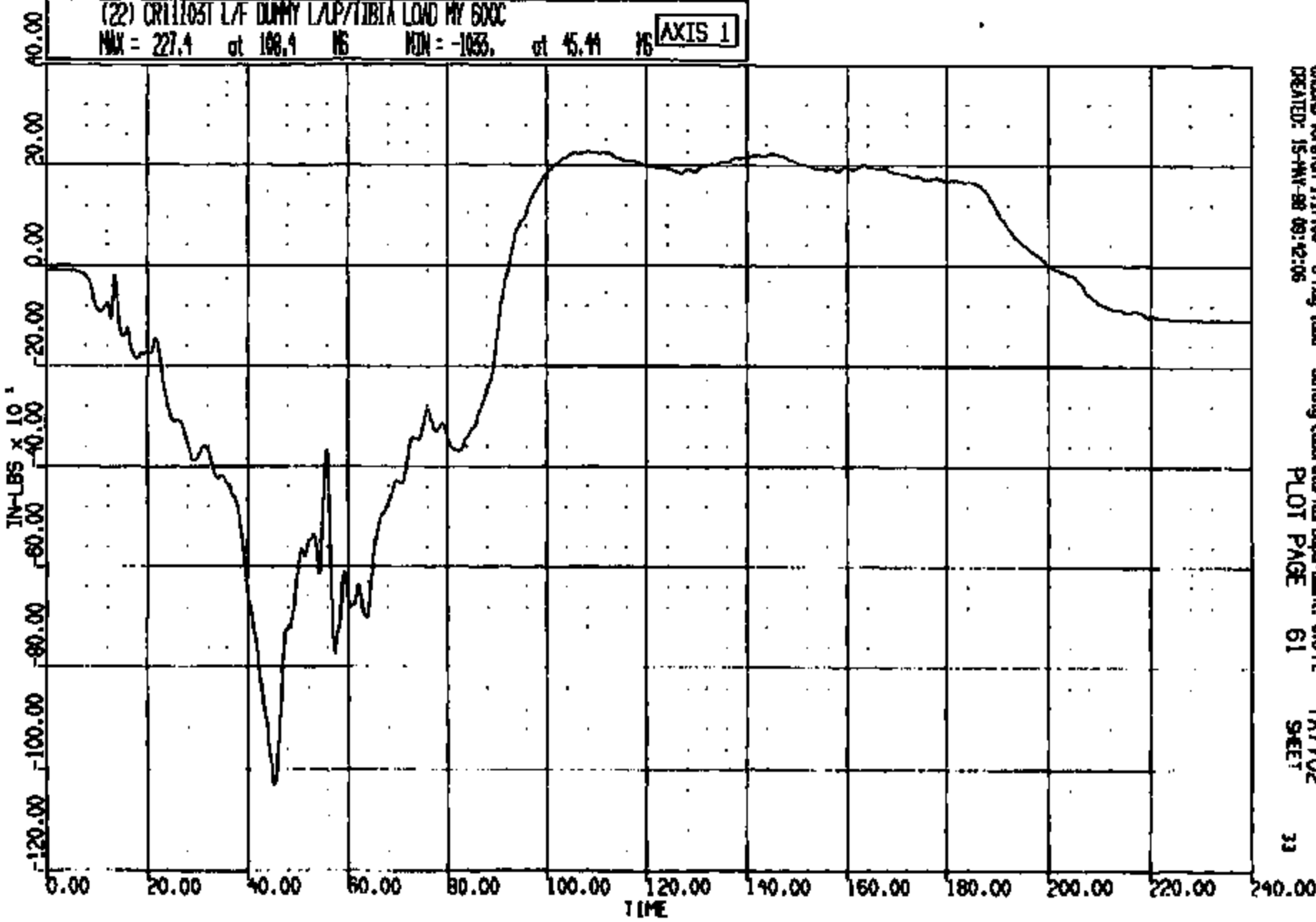


CRS Version 1.17.00 - 8-May-1988 Serials Laboratory Department, 610-R
CREATED: 15-MAY-88 09:42:08 PLOT PAGE 62 TA7702
SHEET

CRIS 0011103

CR R: 11105 TO: TA7702 DATE: 980515 08:37:18
2000 DN-101

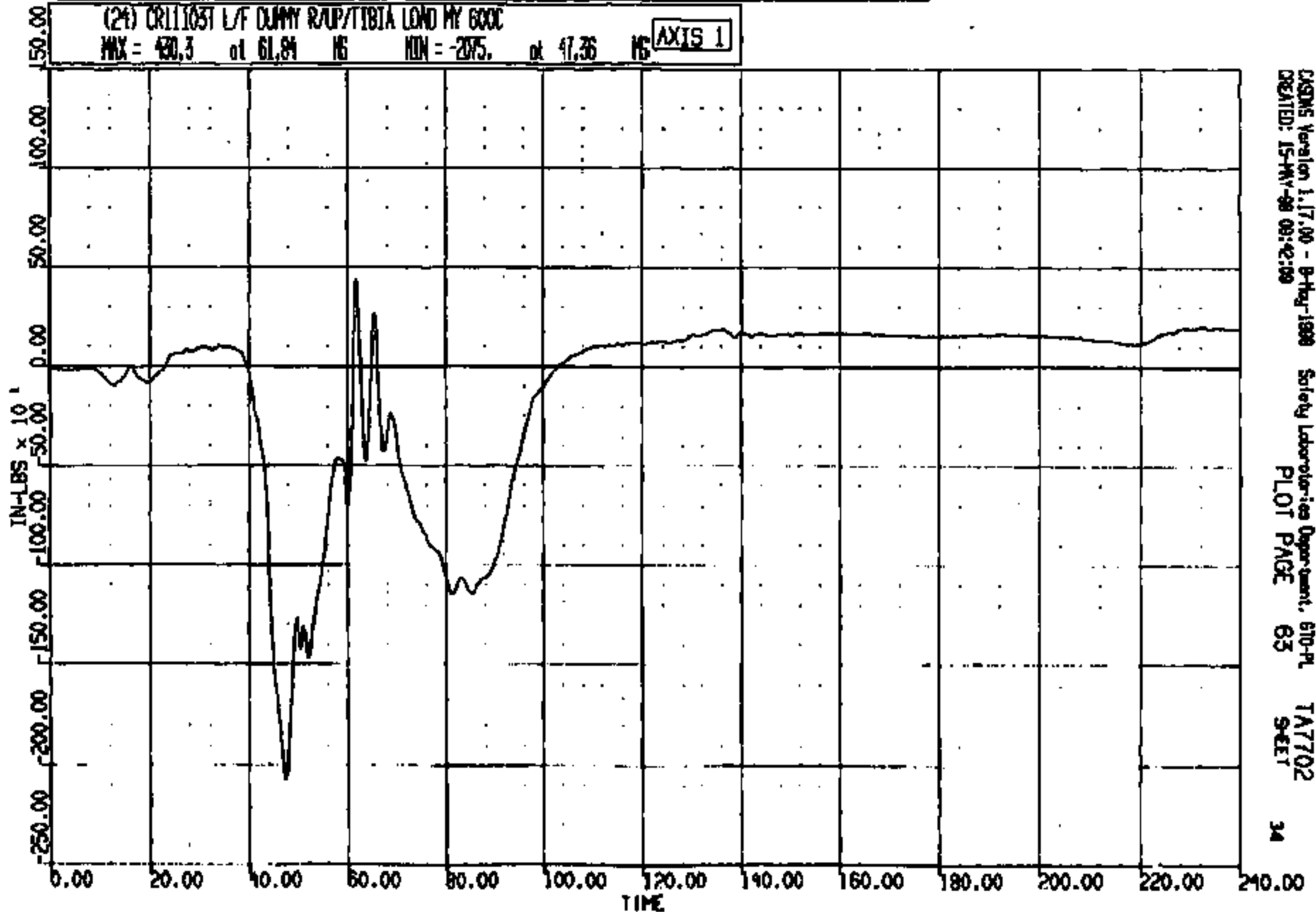
(22) CRT11051 L/F DUMMY L/UP/TIBIA LOAD MY 600C
MAX = 227.4 at 108.4 MS MIN = -1033. at 45.44 MS **AXIS 1**



CASAS Version 1.17.00 - 8-May-1998 Safety Laboratories Department, 610-PL TA7702
CREATED: 15-MAY-98 09:42:05 PLOT PAGE 61 SHEET

CR R: 11105 TO: TA7702 DATE: 080515 08:57:16
2000 DN-101

(24) CR11105T L/F DUMMY R/UP/TIBIA LOAD HY 600C
MAX = 480.3 at 61.84 16 MIN = -2075. at 47.36 16 **AXIS 1**

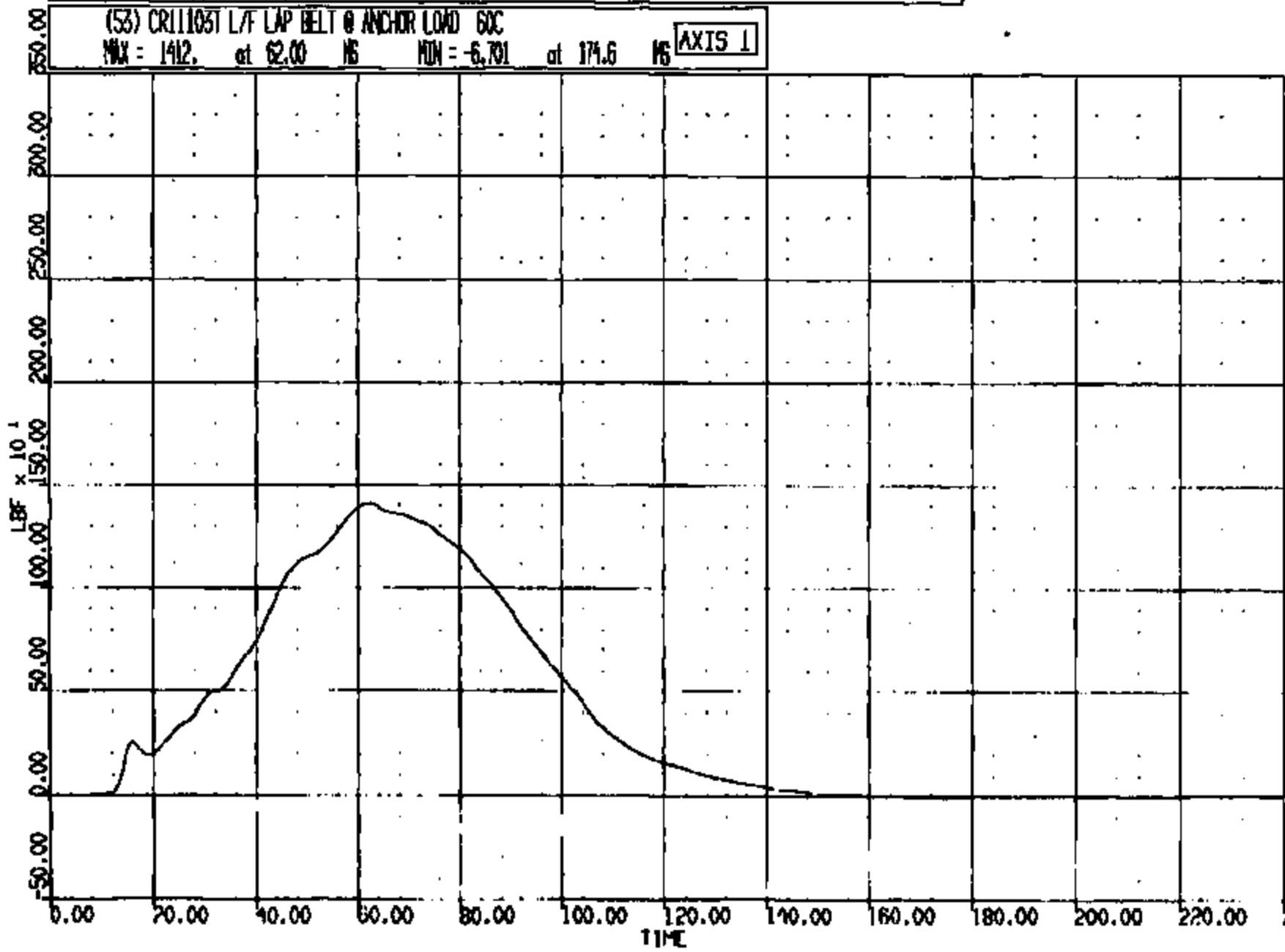


CASMS Version 1.17.00 - 8-Feb-1998 Safety Laboratories Department, 610-PL TA7702
CREATED: 15-MAY-98 09:42:09 PLOT PAGE 63 SET 34

CRTS 0011103

CR R: 11105 TO: TA7702 DATE: 980515 08:37:16
2000 DN-101

(53) CR11105T L/F LAP BELT @ ANCHOR LOAD 60C
MAX = 1412. at 62.00 MS MIN = -6.701 at 174.6 MS **AXIS 1**

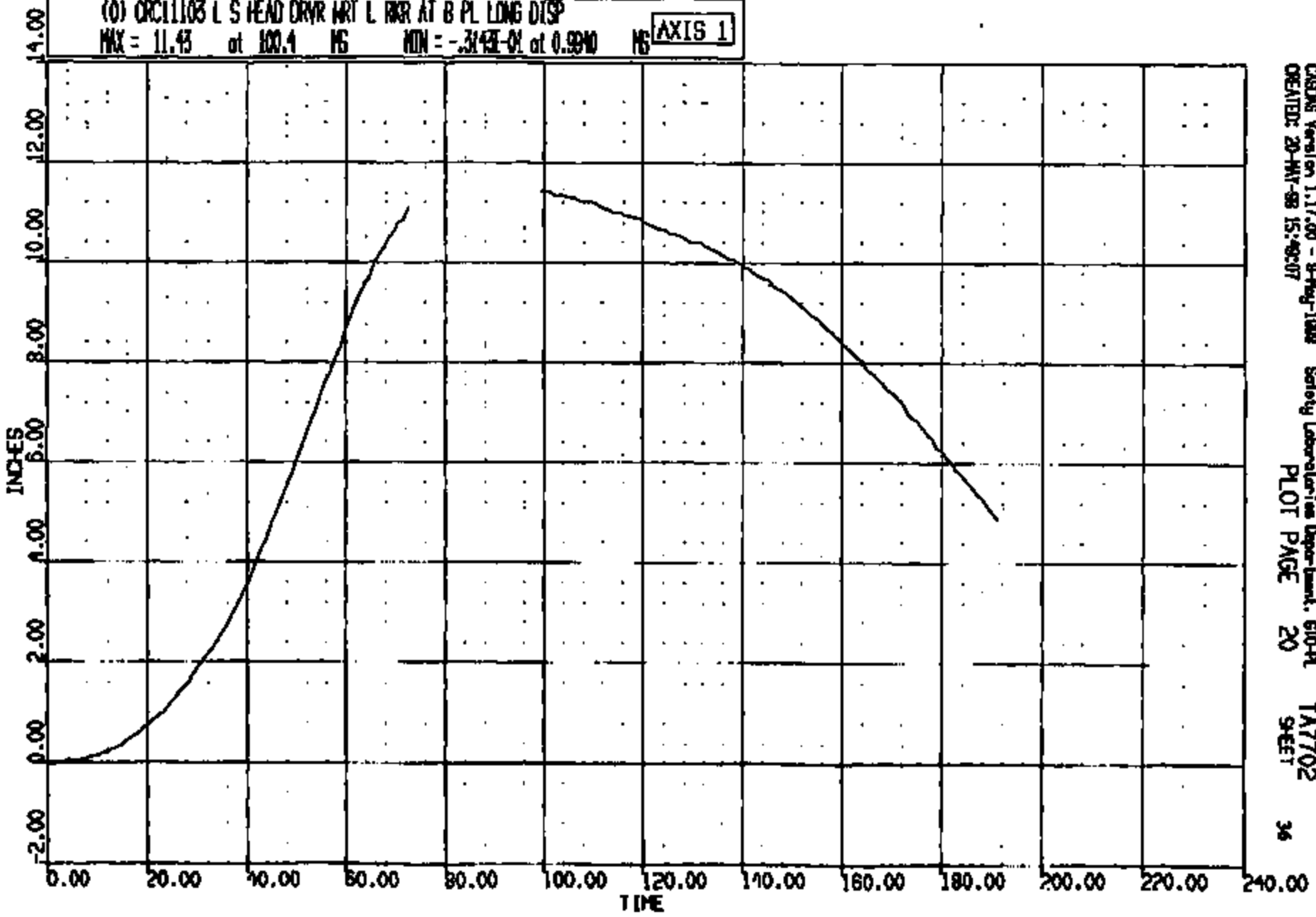


CRS Version 1.17.00 - 8-May-1998 Safety Laboratories Department, 610-PL TA7702
CREATED: 15-MAY-98 09:42:48 PLOT PAGE 92 SHEET 35

CRIS 0011103

CR R: 11103 TO: TA7702 DATE: 880516 08:57:18
2000 DN-101

(0) CR11103 L S HEAD DRVY WRT L RWR AT B PL LONG DISP
MAX = 11.43 at 100.4 MS MIN = -.3143E-01 at 0.9940 MS **AXIS 1**

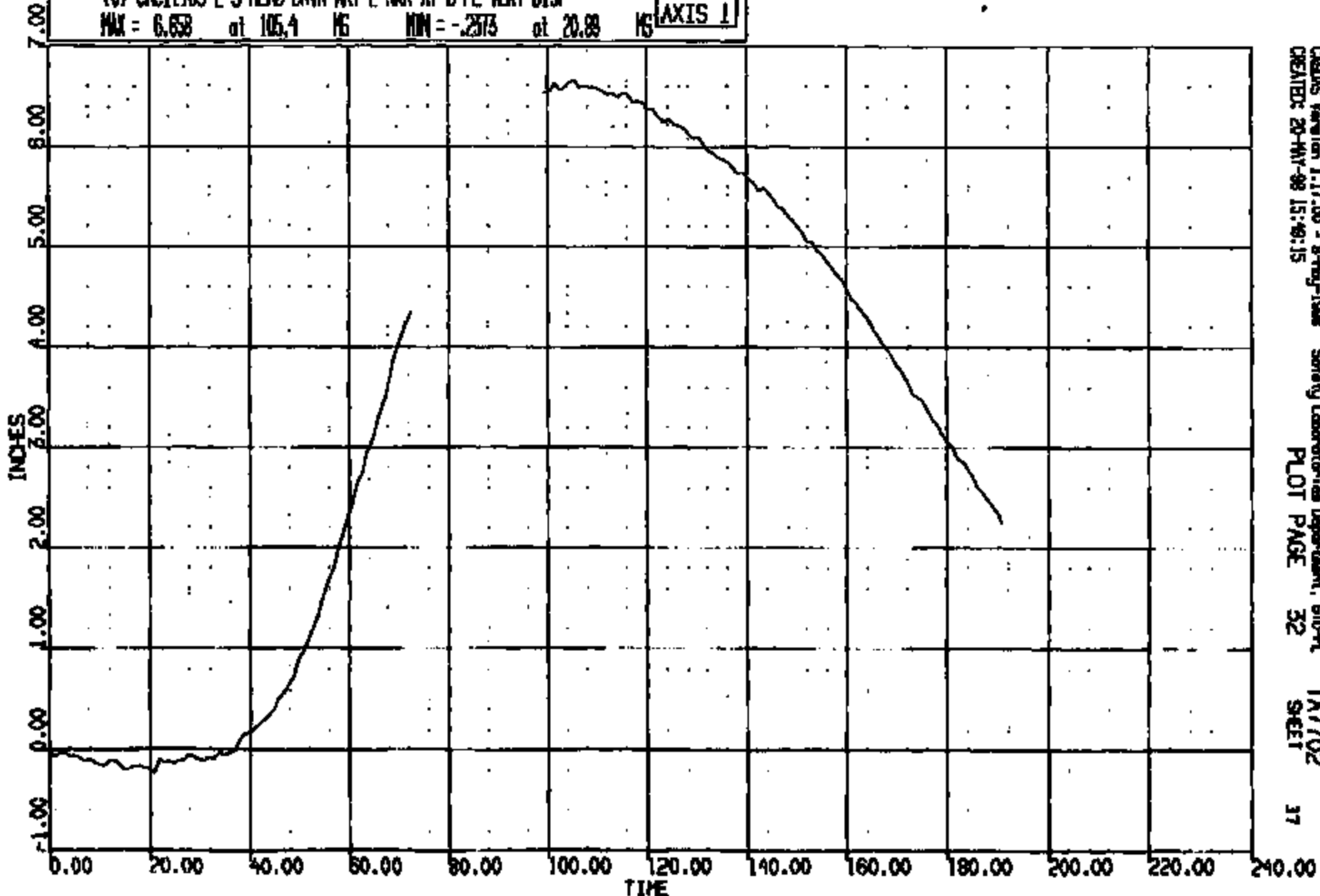


CASDS Version 1.17.00 - 8-May-1988 Safety Laboratories Department, 610-PL
CREATED: 20-MAY-88 15:49:07 PLOT PAGE 20 SHEET 36

CRIS 0011103

CR R: 11103 TO: TA7702 DATE: 980515 08:37:16
8000 DN-101

(0) CRCL1103 L S HEAD DRVR WRT L RKR AT B PL VERT DISP
MAX = 6.638 at 105.4 MS MIN = -.2373 at 20.88 MS **AXIS 1**

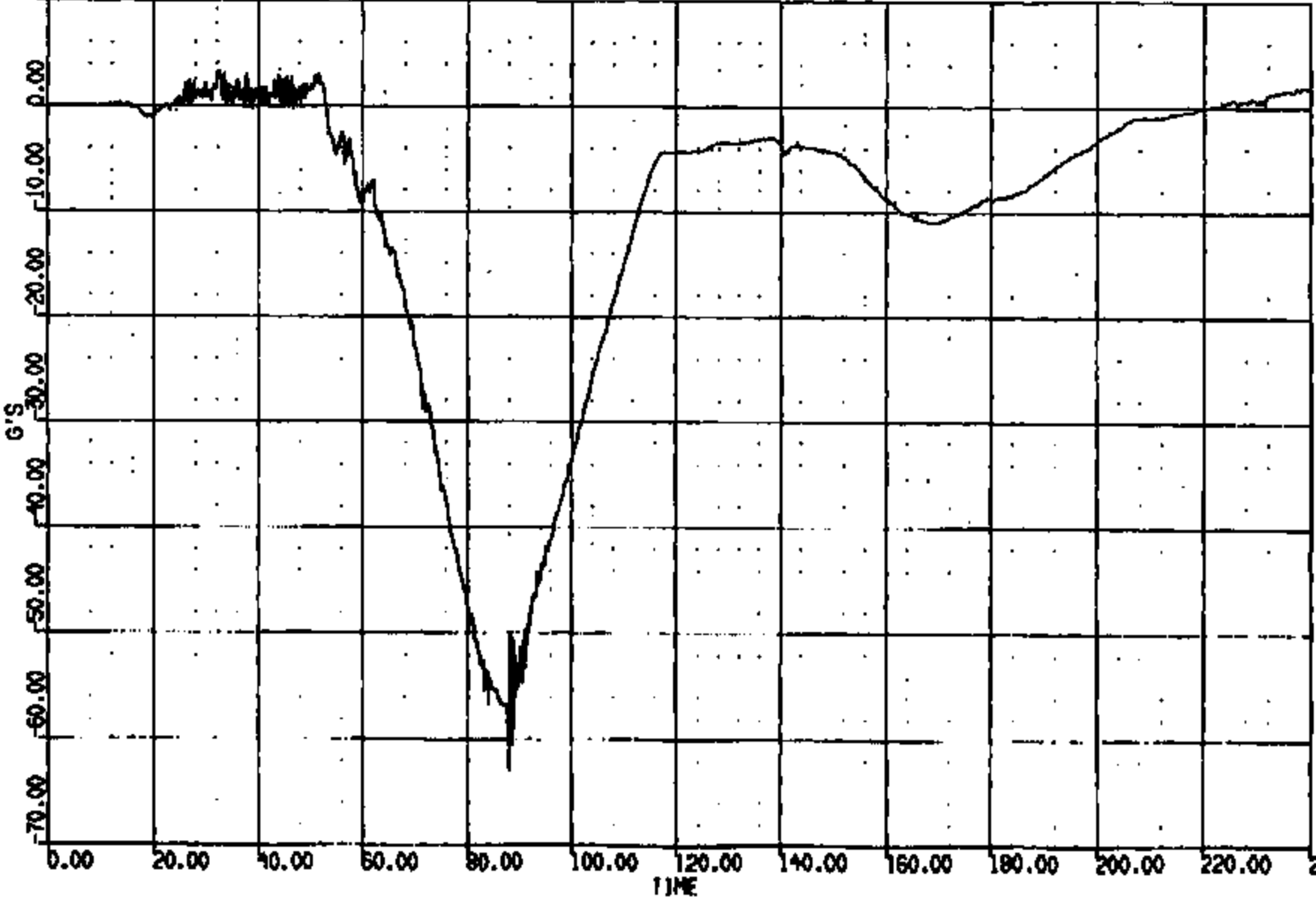


CRSIS Version 1.17.00 - 8-Aug-1998 Safety Laboratories Department, 610-PL TA7702
CREATED: 20-MAY-98 15:49:15 PLOT PAGE 32 SHEET 17

CRIS 0011103

CR R: 11105 TO: TA7702 DATE: 980515 08:57:18
2000 DN-101

(25) CR11103T R/F DUMMY HEAD C.G. LONG 1000C
MAX = 3.222 at 32.56 MS MIN = -63.00 at 87.92 MS **AXIS 1**

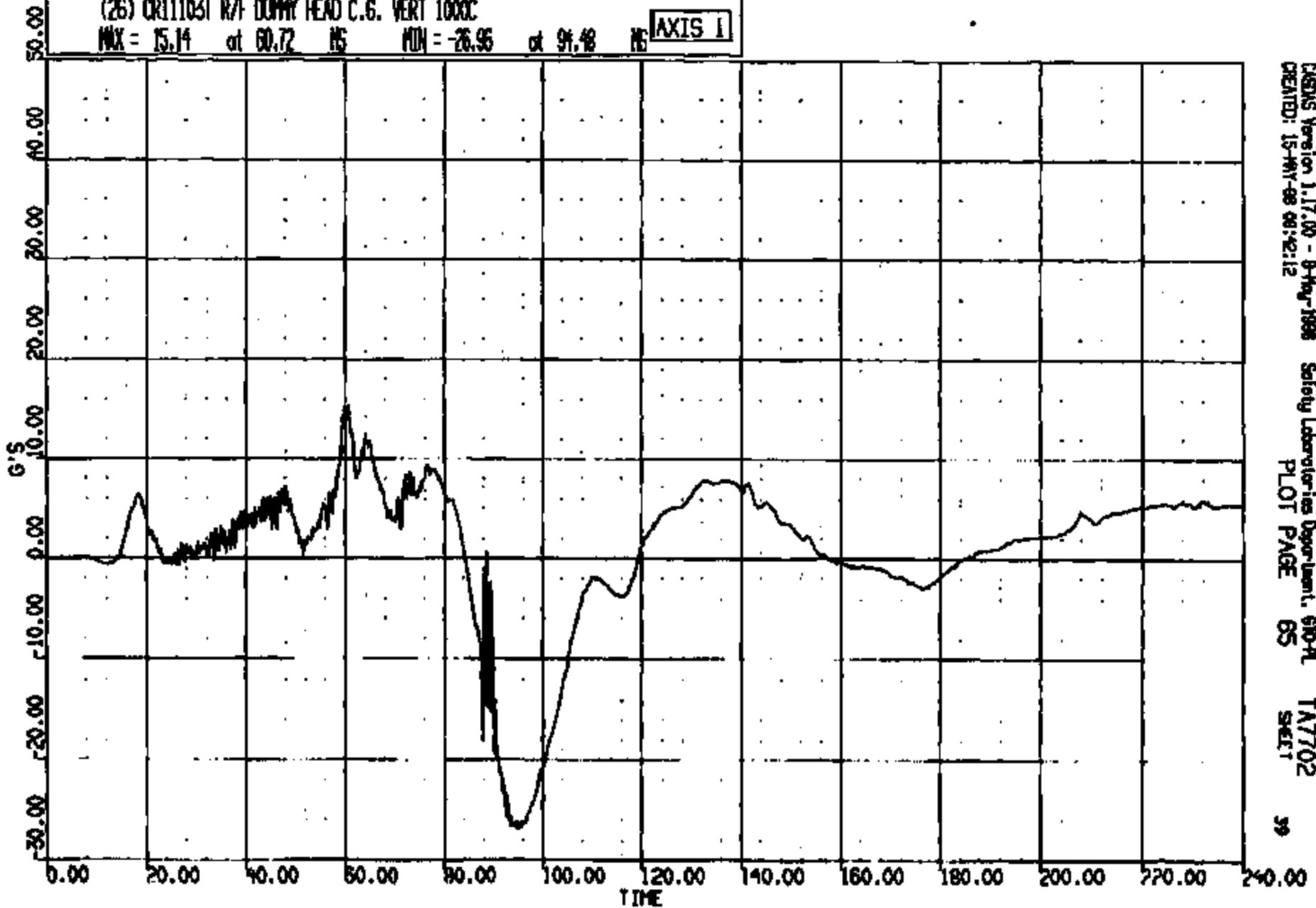


CASUS Version 1.17.00 - 8-May-1998 Safety Laboratories Department, 800-PL TA7702
CREATED: 15-MAY-98 09:42:10 PLOT PAGE 64 SHEET 38

CRTS 0011103

CR R: 11103 TO: TA7702 DATE: 980515 08:37:18
2000 DN-101

(26) CR1103T R/F DUMMY HEAD C.G. VERT 1000C
MAX = 15.14 at 60.72 MS MIN = -26.95 at 91.48 MS **AXIS 1**

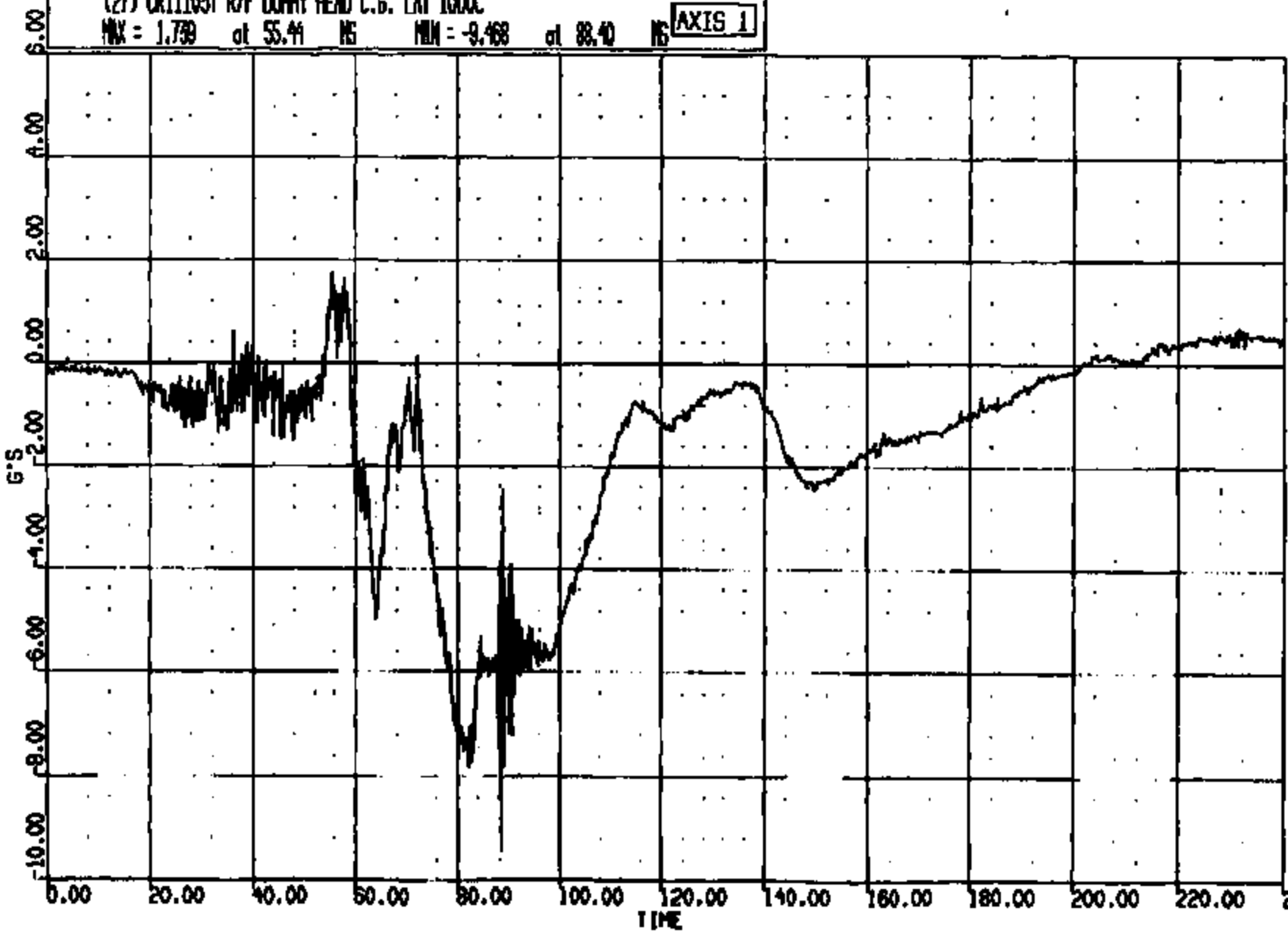


CRS Version 1.17.00 - 9-May-1998 Safety Laboratories Department, 610-91 TA7702
CREATED: 15-MAY-98 08:42:12 PLOT PAGE 65 SHEET 39

CRIS 0011103

CR R: 11103 TO: TA7702 DATE: 880515 08:27:18
2000 DN-101

(27) CR11103T R/F DUMMY HEAD C.G. LAT 1000C
MAX = 1.739 at 55.44 NS MIN = -9.468 at 88.40 NS **AXIS 1**

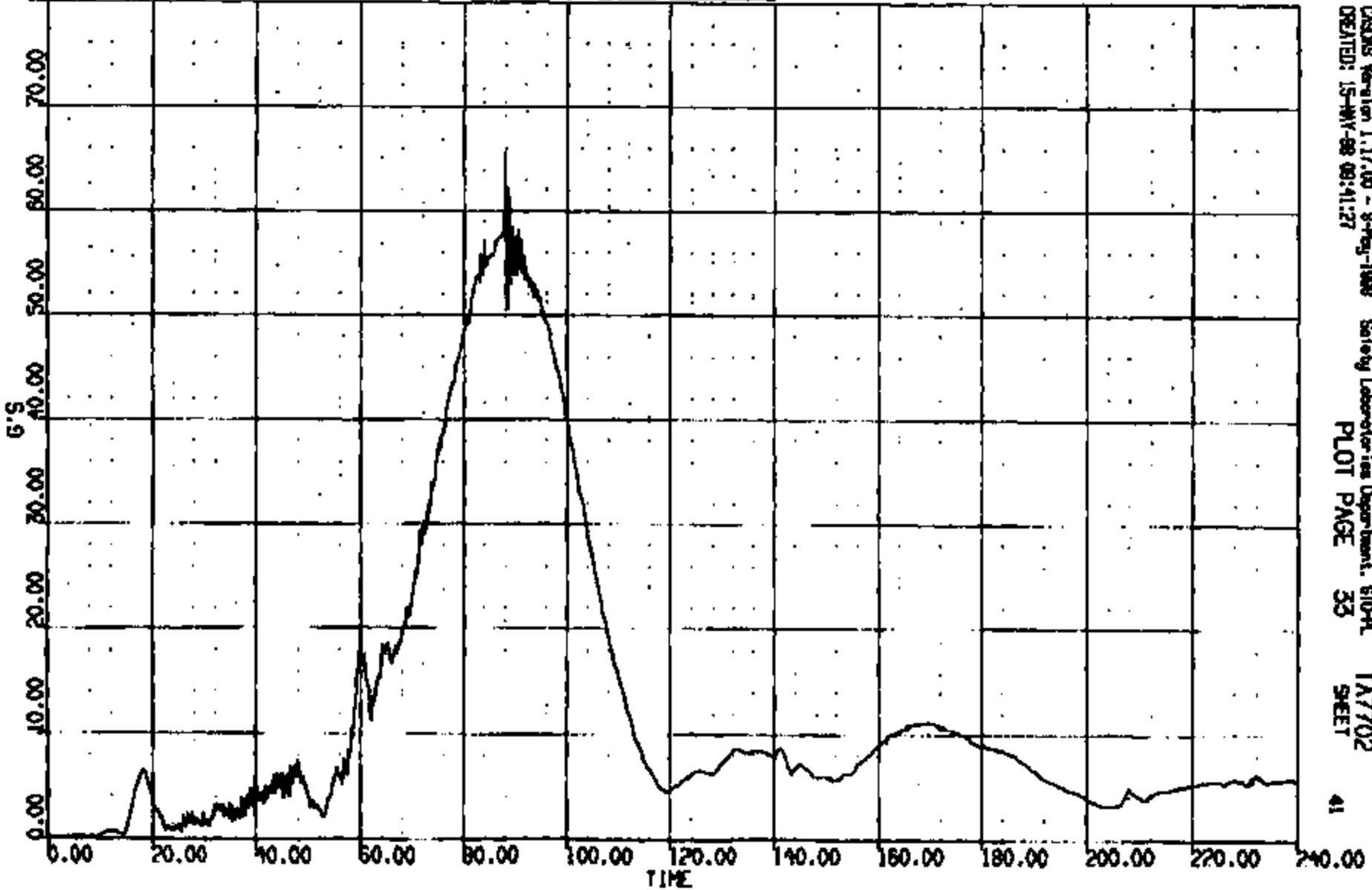


CASUAL Version 1.17.00 - 8-Feb-1988 Safety Laboratories Department, 670-A
CREATED: 15-MAY-88 08:42:15 PLOT PAGE 68 SHEET 40

CRTS 0011103

FROM: 11103 TO: TA7702 DATE: 880518 08:57:18
 FROM: 07-101
 FROM: 478. DUR: 240.0 T1/T2: 71.2 // 105.
 FROM: 478. DUR: 88.0 T1/T2: 71.2 // 105.
 FROM: 828. DUR: 16.0 T1/T2: 81.0 // 99.0

(1005) CR111031 R/F DUMMY HEAD C.G. RES 1000C
 MAX = 65.87 at 87.81 MS MIN = 0.4478E-01 at 2.040 MS **AXIS 1**

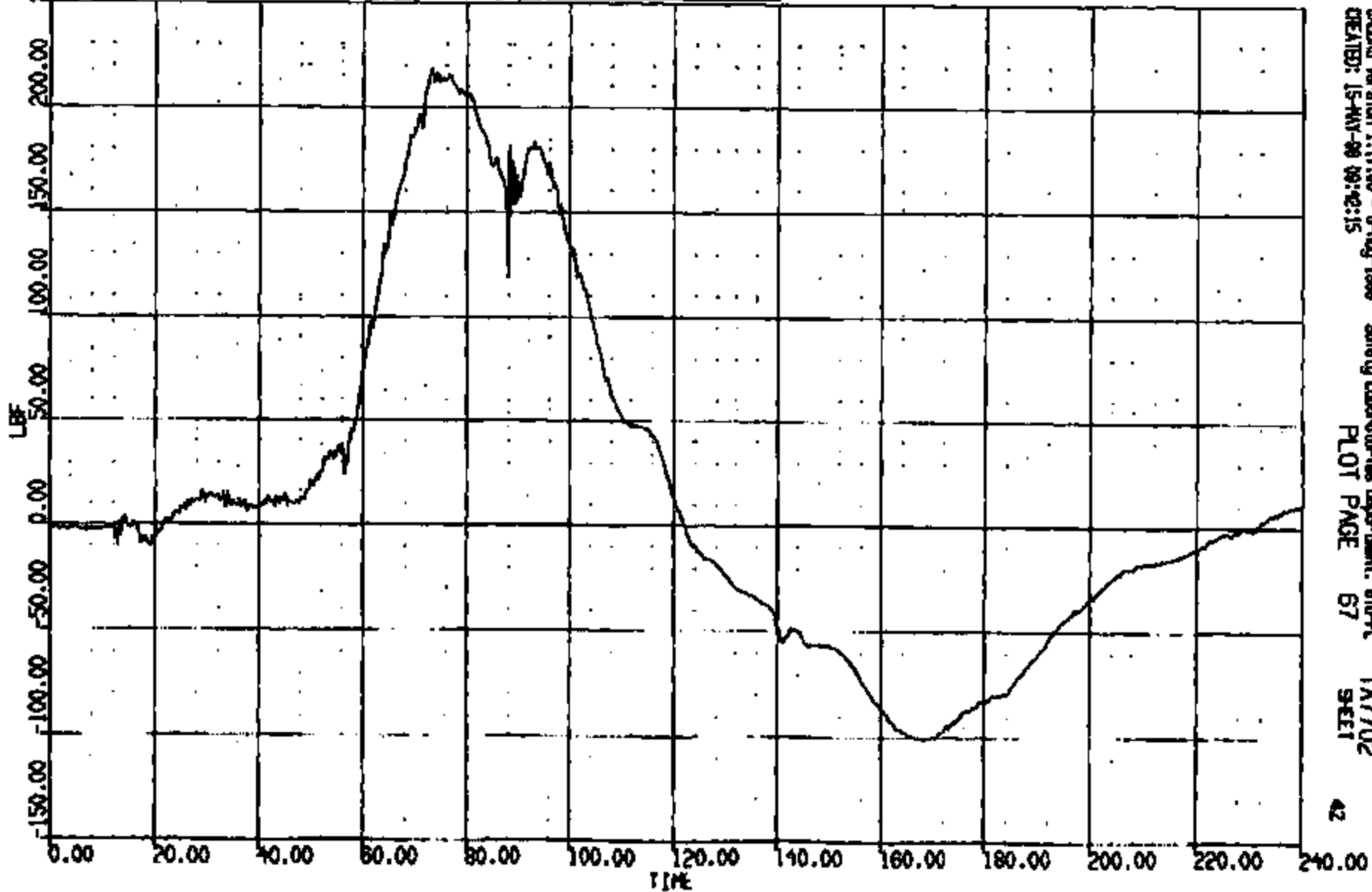


CASCOM Version 1.17.00 - 8-14-88 Safety Laboratories Department, 510-PL TA7702
 CREATED: 15-MAY-88 08:41:27 PLOT PAGE 33 SHEET 41

CRTS 0011103

CR R: 11103 TO: TA7702 DATE: 980515 08:37:18
2000 DN-101

(28) CR11103T R/F DUMMY NECK UPPER LOAD FX 1000C
MAX = 218.0 at 73.12 MS MIN = -101.2 at 168.0 MS **AXIS 1**



CAEIS Version 1.17.00 - 8-May-1998 Safety Laboratories Department, 610-A
CREATED: 15-MAY-98 09:42:15
PLOT PAGE 67 SHEET TA7702

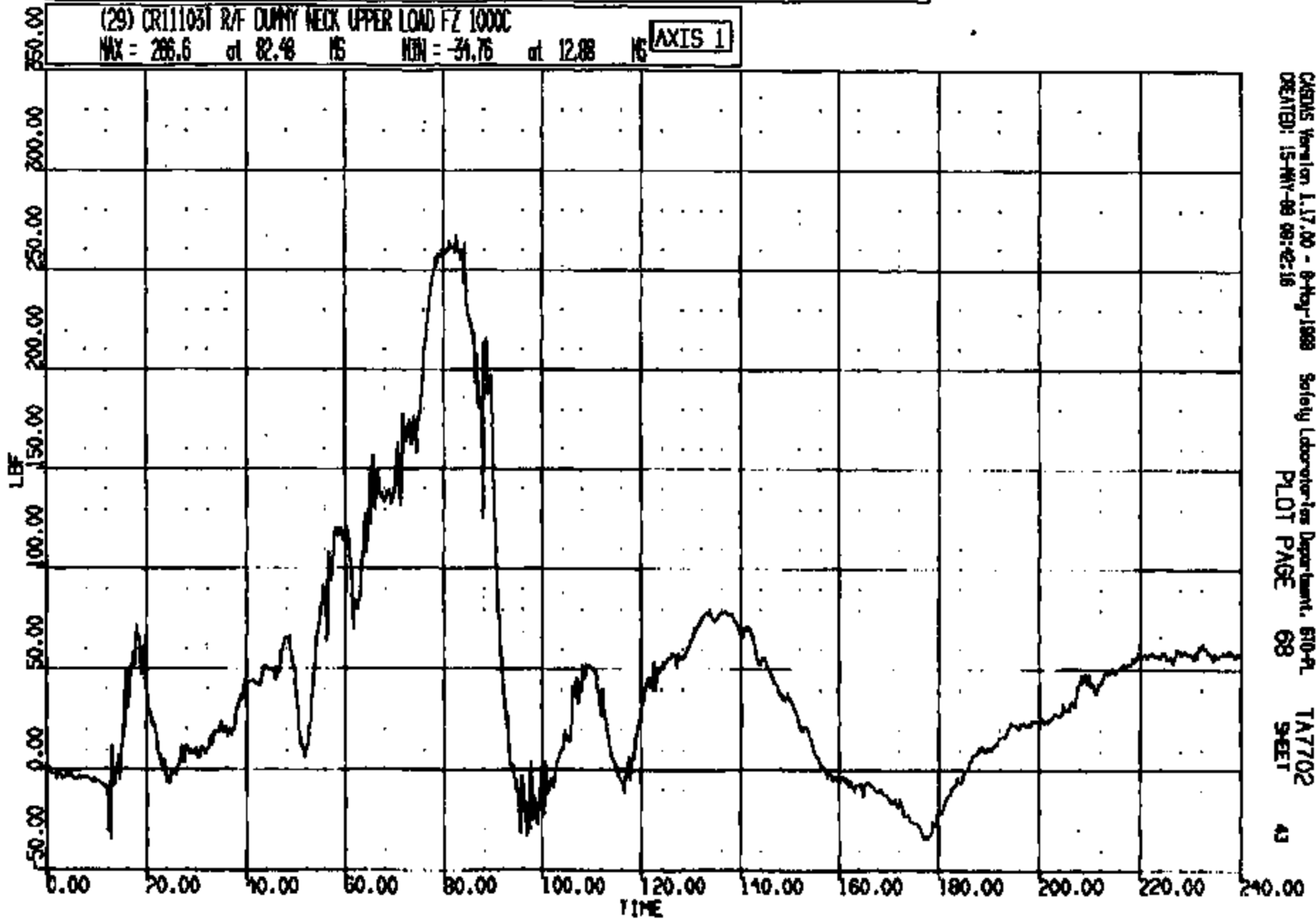
CRTS 0011103

CR R: 11103 TO: TAT702 DATE: 860515 08:37:16
2000 DN-101

(29) CR111031 R/F DUMMY NECK UPPER LOAD FZ 1000C

MAX = 266.6 at 82.48 MS MIN = -34.76 at 12.08 MS

AXIS 1

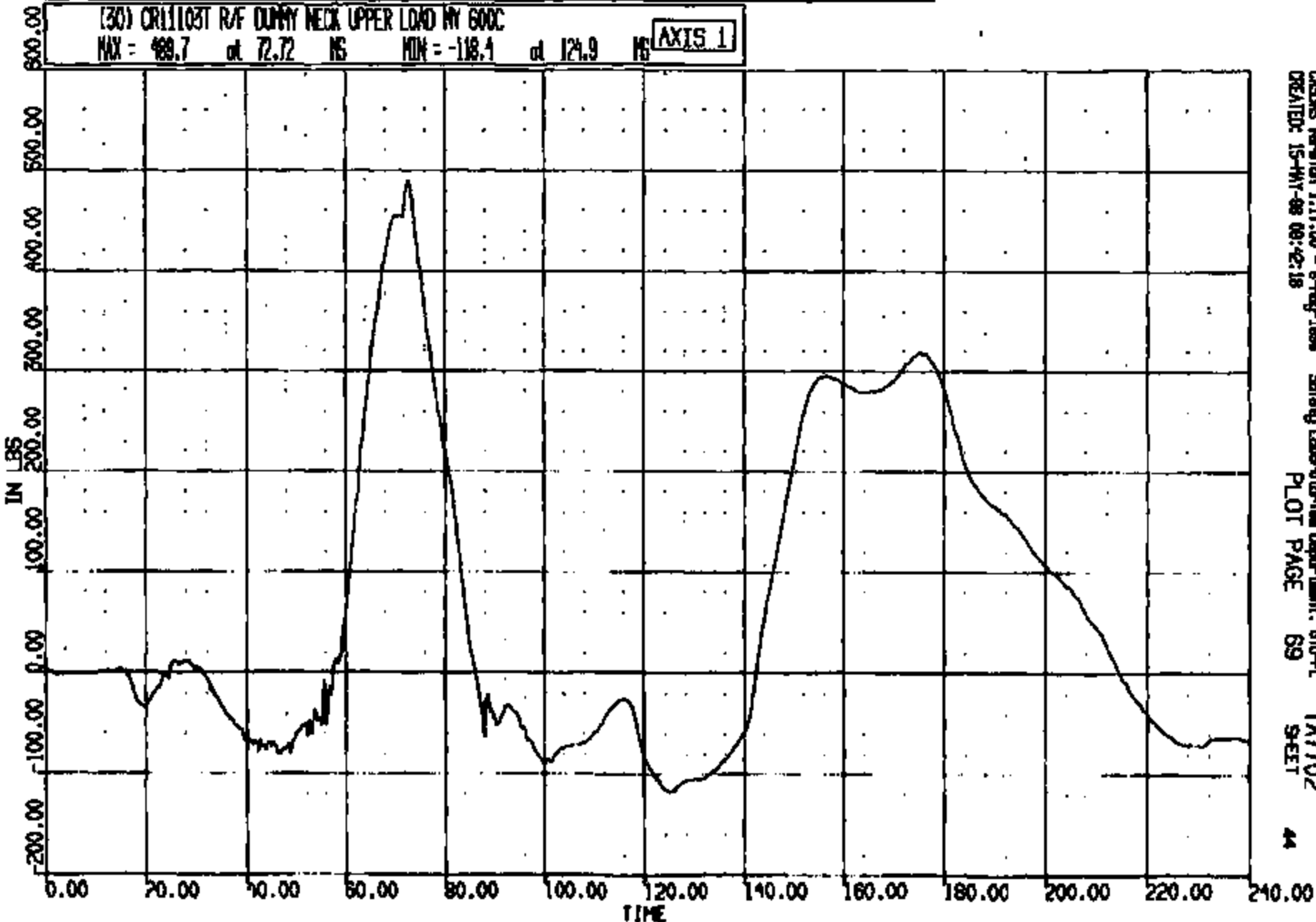


CRSIS Hamilton 1.17.00 - 8-May-1988 Safety Laboratories Department, 610-PL TAT702
CREATED: 15-MAY-88 08:42:16 PLOT PAGE 68 SHEET 43

CRIS 0011103

DR R: 11103 TO: TA7702 DATE: 980515 08:37:18
2000 DN-101

(30) CR11103T R/F DUMMY NECK UPPER LOAD IN 600C
MAX = 489.7 at 72.72 MS MIN = -118.1 at 124.9 MS **AXIS 1**

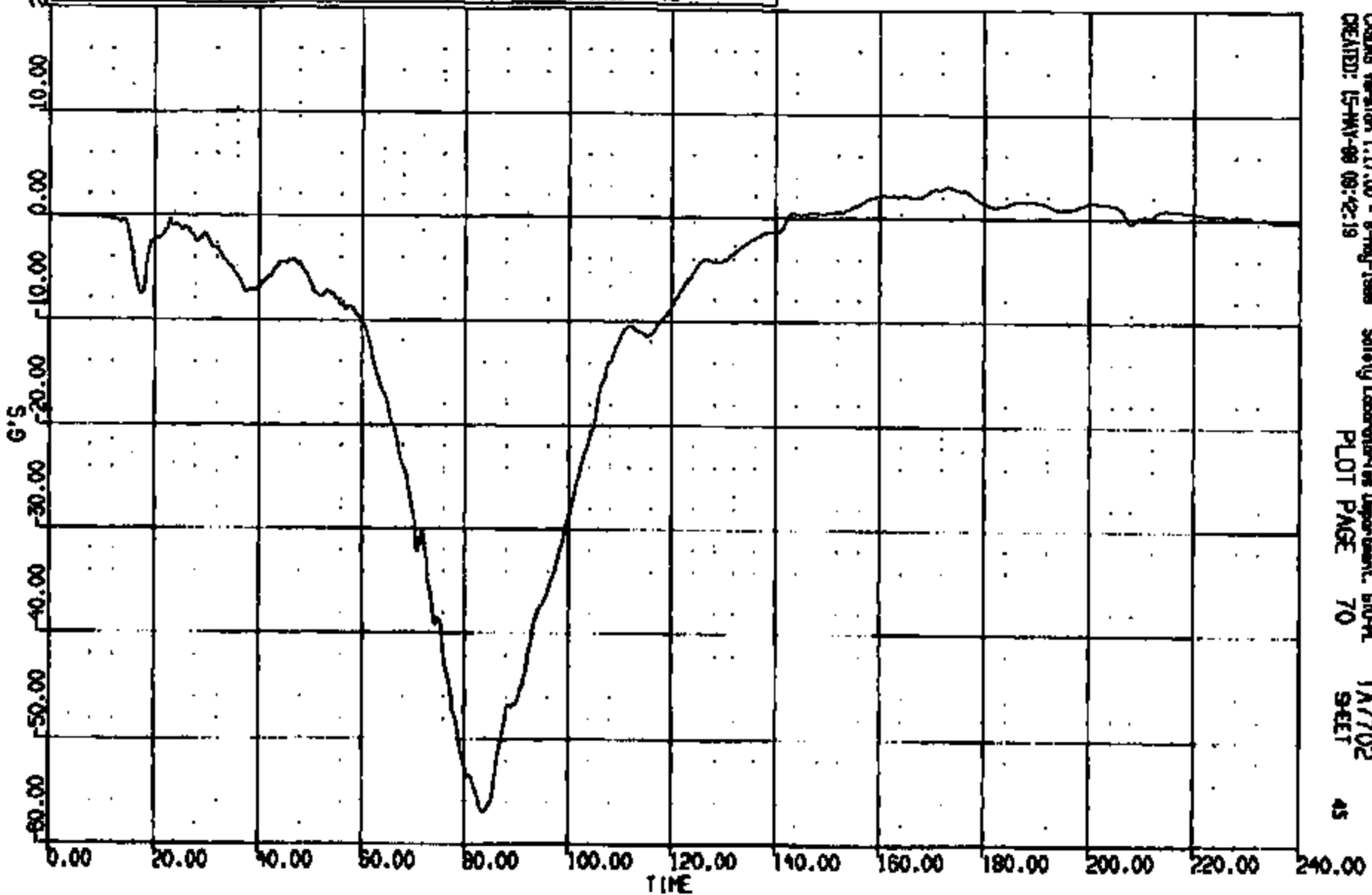


CRS Version 1.17.00 - 8-Aug-1998 Safety Laboratories Department, 610-PL TA7702
CREATED: 15-MY-98 08:42:18 PLOT PAGE 69 SHEET 44

CRIS 0011103

CR R: 1110Z TO: TA7702 DATE: 980515 08:37:18
2000 DN-101

(31) CR111031 R/F DUMMY CHEST LONG 180C
MAX = 3.100 at 173.0 MS MIN = -56.93 at 83.08 MS **AXIS 1**

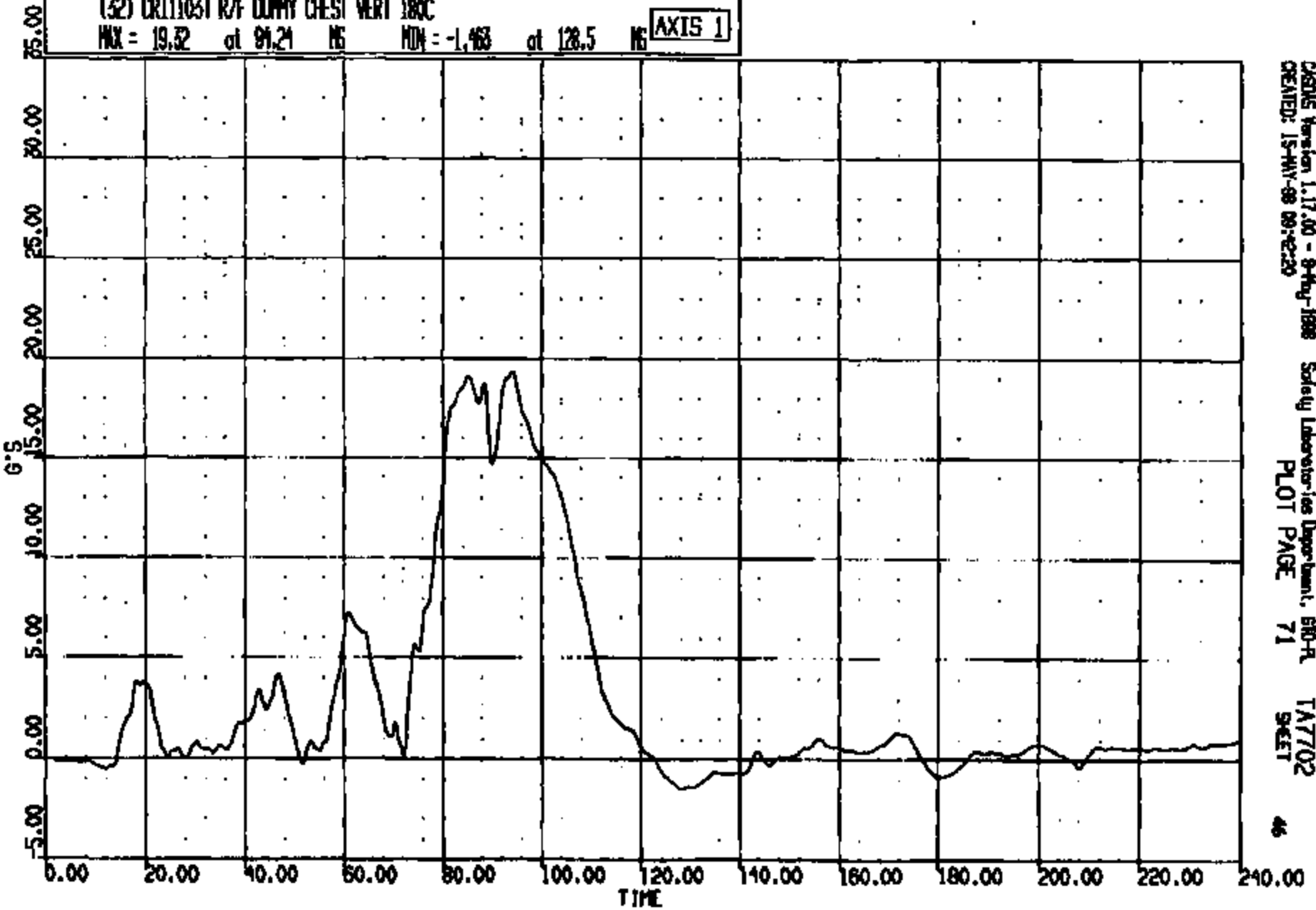


CRAMS Version 1.17.00 - 8-May-1998 Safety Laboratories Department, ETO-RL
CREATED: 15-MAY-98 09:42:19 PLOT PAGE 70 TA7702 SHEET 45

CRIS 0011103

CR R: 11103 TO: TA7702 DATE: 990516 08:37:10
2000 DN-101

(32) CR11103T R/F DUMMY CHEST VERT 180C
MAX = 19.32 at 91.21 MS MIN = -1.468 at 128.5 MS **AXIS 1**

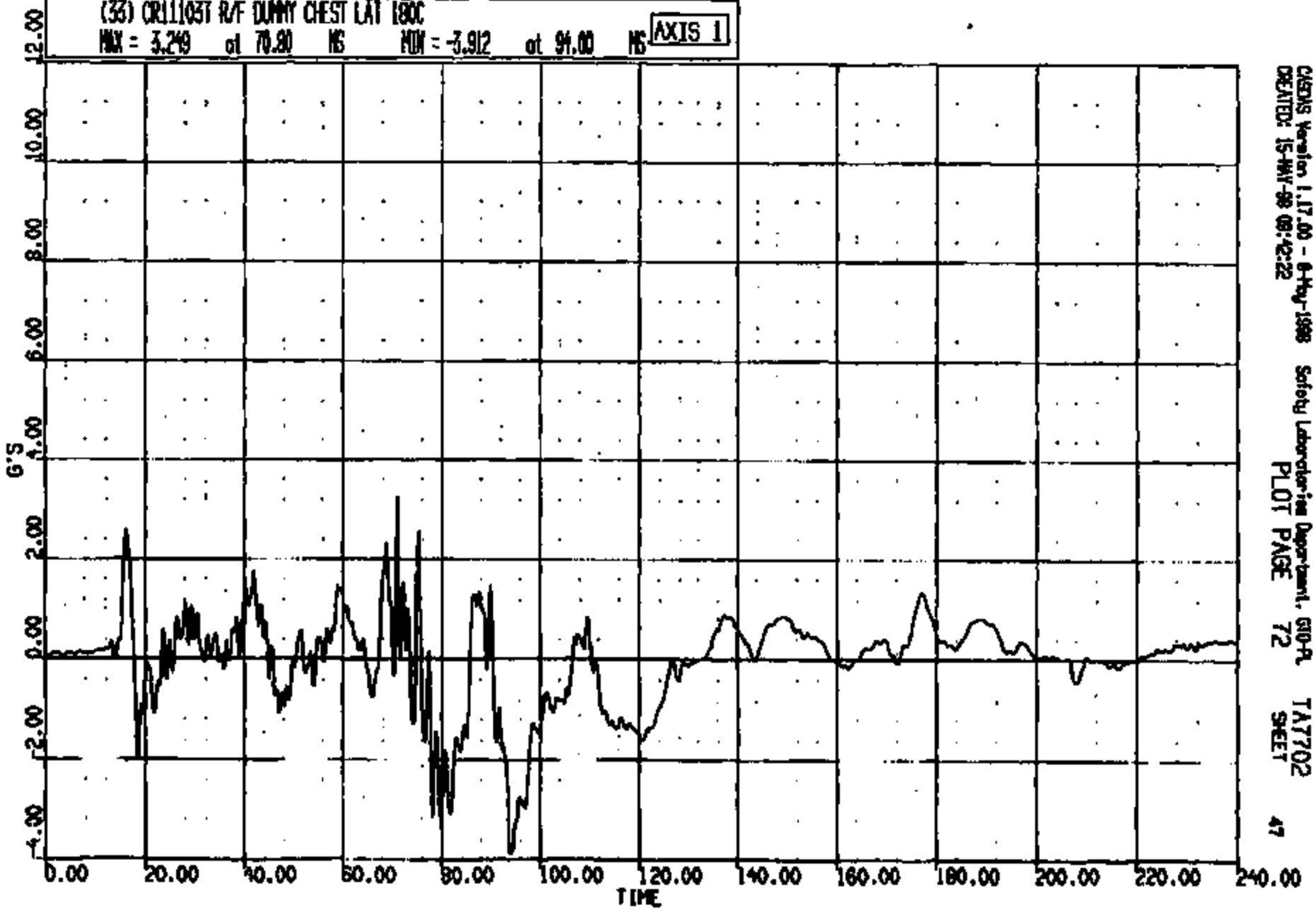


CRSIS Version 1.17.00 - 9-May-1998 Safety Laboratories Department, SRO-R
CREATED: 15-MAY-99 09:42:20 PLOT PAGE 71 TA7702
SHEET

CRIS 0011103

CR R: 11103 TO: TA7702 DATE: 980518 08:57:18
2000 DN-101

(33) CR11103T R/F DUMMY CHEST LAT 180C
MAX = 3.249 at 70.80 MS MIN = -3.912 at 94.00 MS **AXIS 1**



CRSIS Version 1.17.00 - 8-May-1988
CREATED: 15-MAY-98 08:42:32

Safety Laboratory Department, 610-A
PLOT PAGE 72

TA7702
SHEET

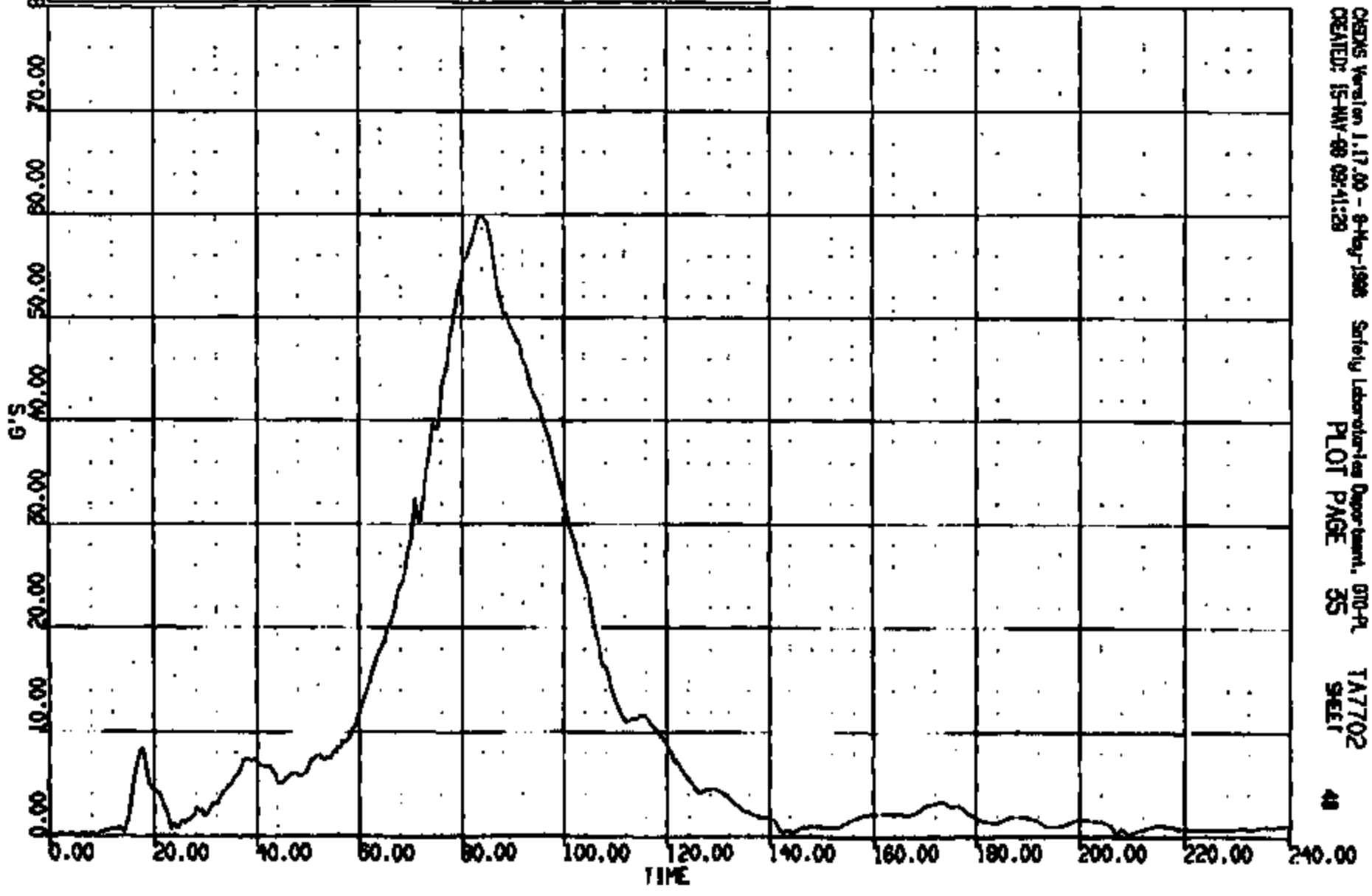
47

CRTS 0011103

CR R: 11103 TO: TA7702 DATE: 880515 08:57:18
2000 DN-101
CUMDUR = 58.118 Duration time = 2.0000

(1001) CR11103T R/F DUMMY CHEST RES 180C
MAX = 59.87 at 83.76 NS MIN = 0.443E-01 at 0.000E+00 NS

AXIS 1



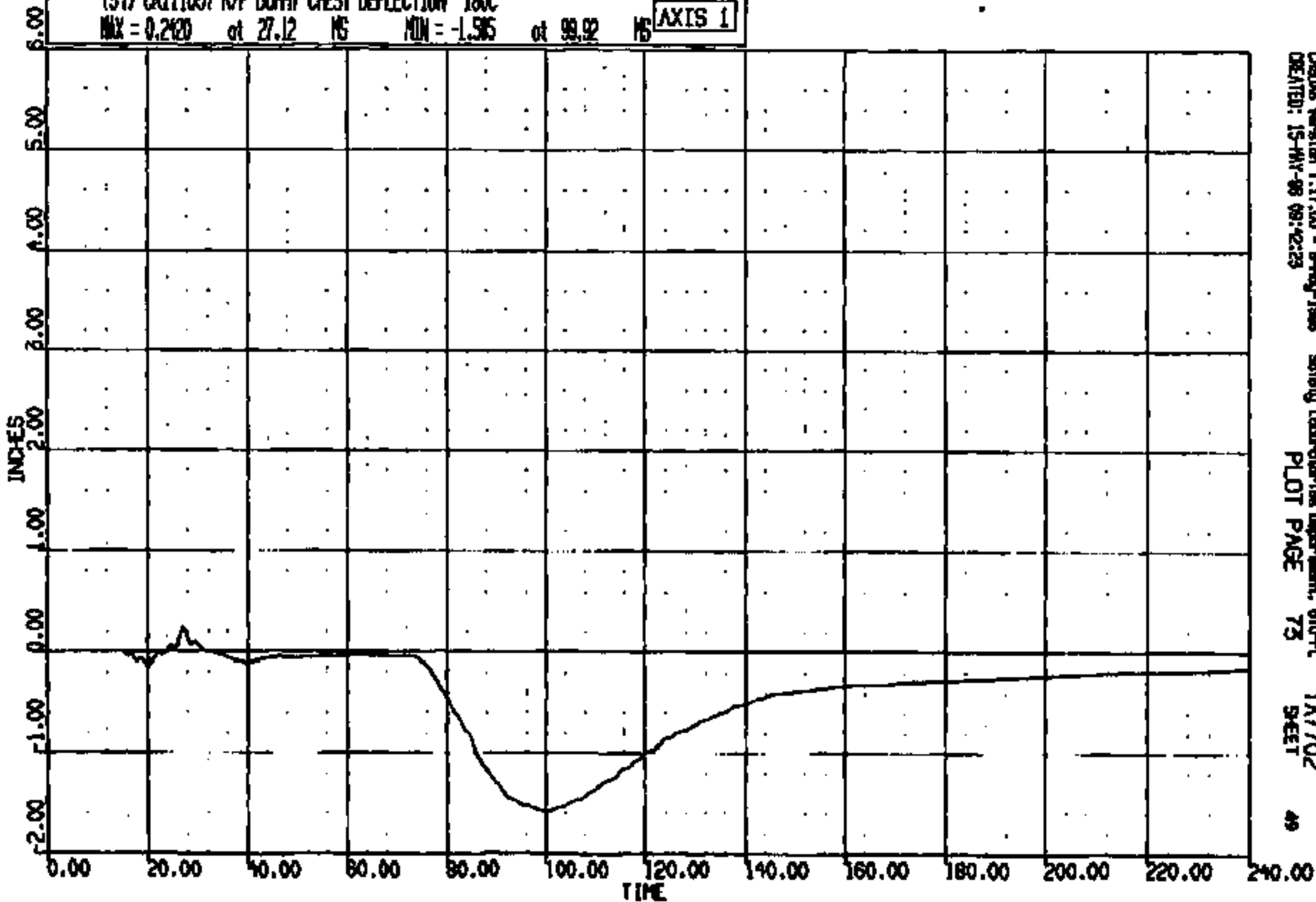
CHDS Version 1.17.00 - 8-May-1988 Safety Laboratories Department, DTIC
CREATED: 15-MAY-88 08:41:28 PLOT PAGE 35 SHEET 41

CR11103

CR R: 11103 TO: TA7702 DATE: 980515 09:27:18
2000 DN-101

(34) CR11103T R/F DUMMY CHEST DEFLECTION 180C
MAX = 0.2420 at 27.12 MS MIN = -1.585 at 99.92 MS

AXIS 1

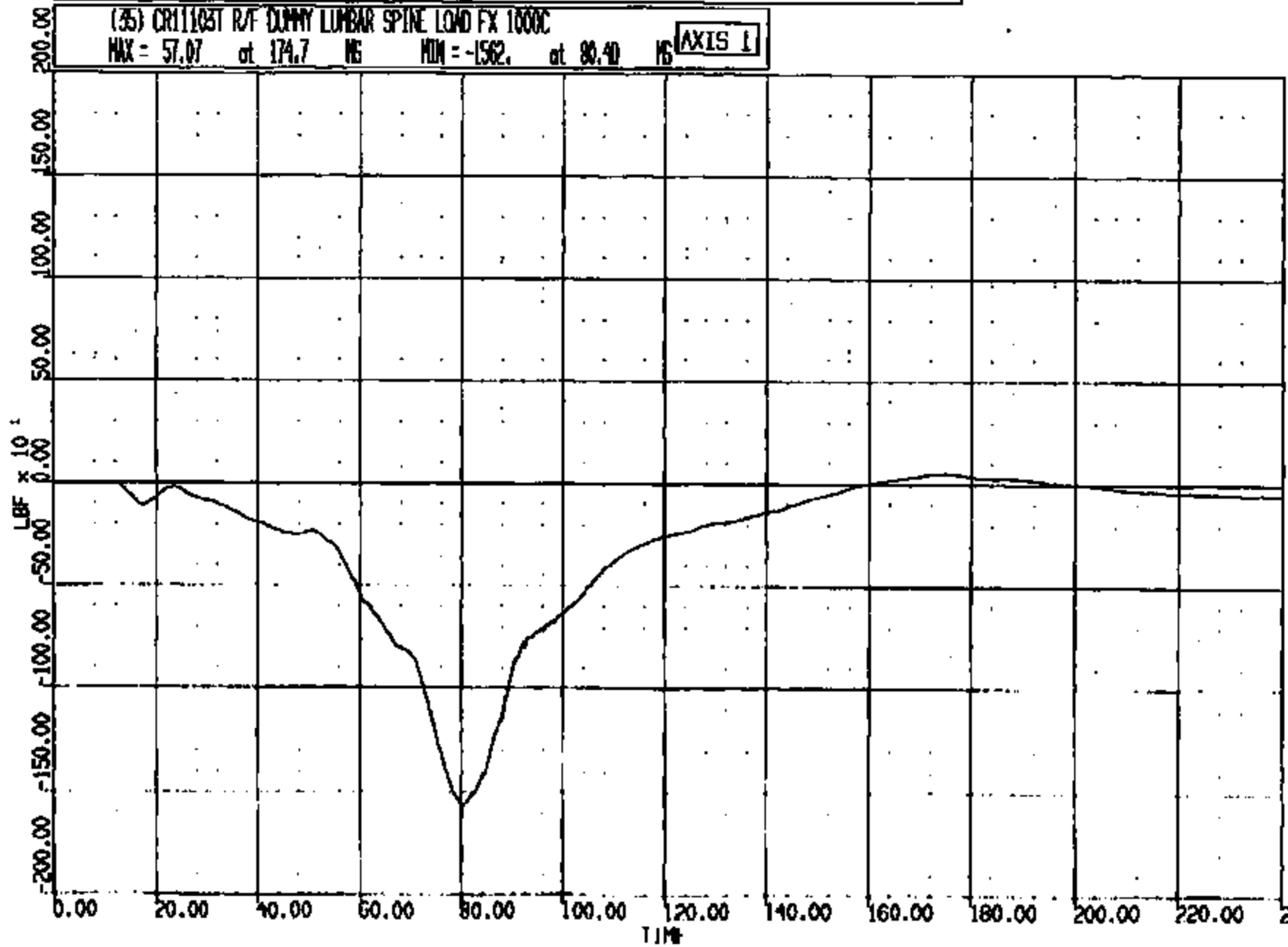


CRSUS Version 1.17.00 - 8-May-1998 Safety Laboratories Department, 610-PL TA7702
CREATED: 15-MAY-98 09:42:23 PLOT PAGE 73 SHEET 49

CRTS 0011103

CR R: 11103 TO: TA7702 DATE: 980515 08:57:18
2000 DN-101

(35) CR11103T R/F DUMMY LUMBAR SPINE LOAD FX 1000C
MAX = 57.07 at 174.7 MS MIN = -156.2 at 80.40 MS **AXIS 1**

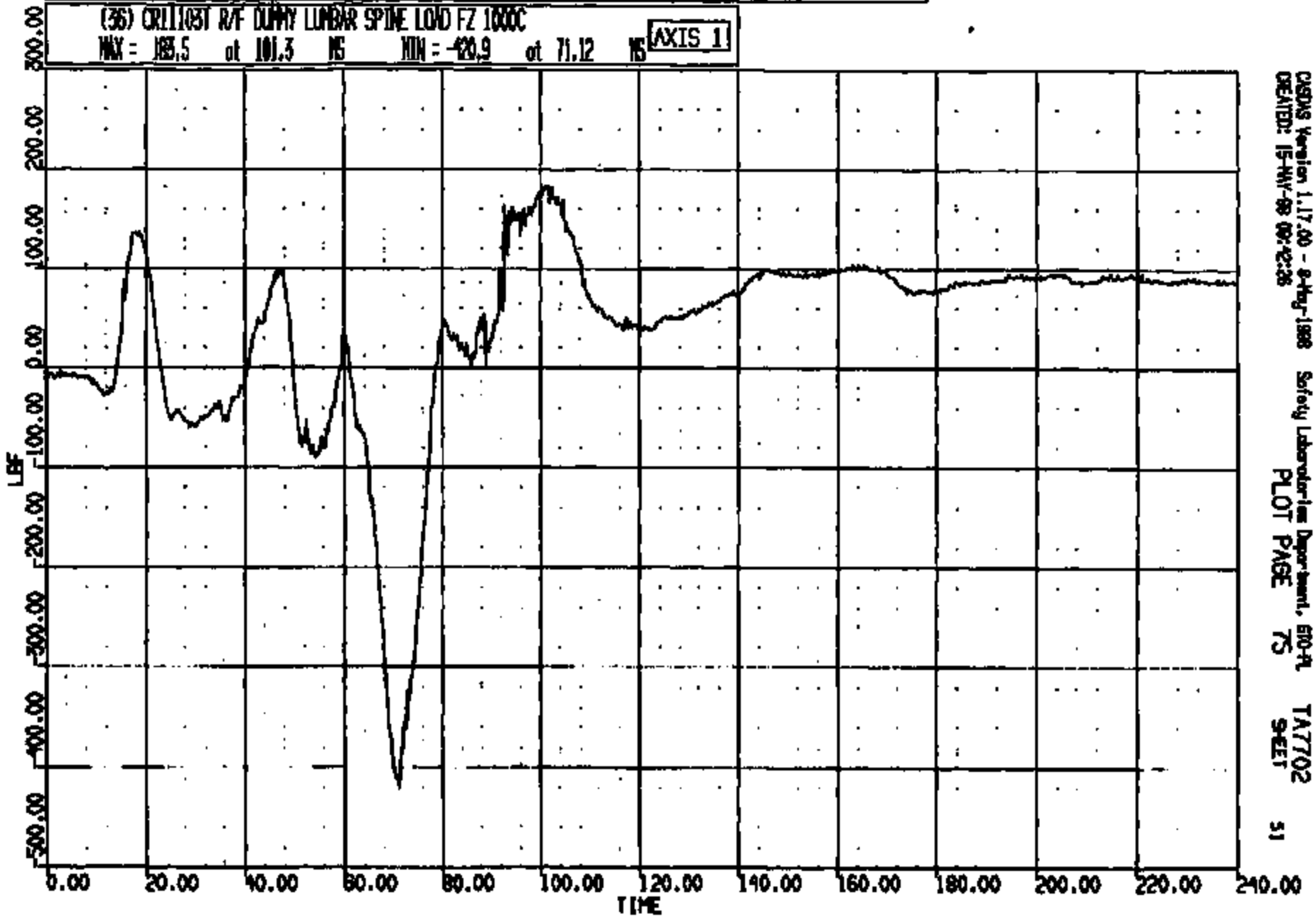


CRS Version 1.17.00 - 8-Aug-1998 Safety Laboratories Department, 650-PL TA7702
CREATED: 15-MAY-98 09:42:25 PLOT PAGE 74 SHEET 50

CRIS 0011103

CR R: 11103 TO: TA7702 DATE: 880515 08:27:18
8000 DN-101

(36) CR111031 R/F DUMMY LUMBAR SPINE LOAD FZ 1000C
MAX = 188.5 at 101.3 NS MIN = -420.9 at 71.12 NS **AXIS 1**



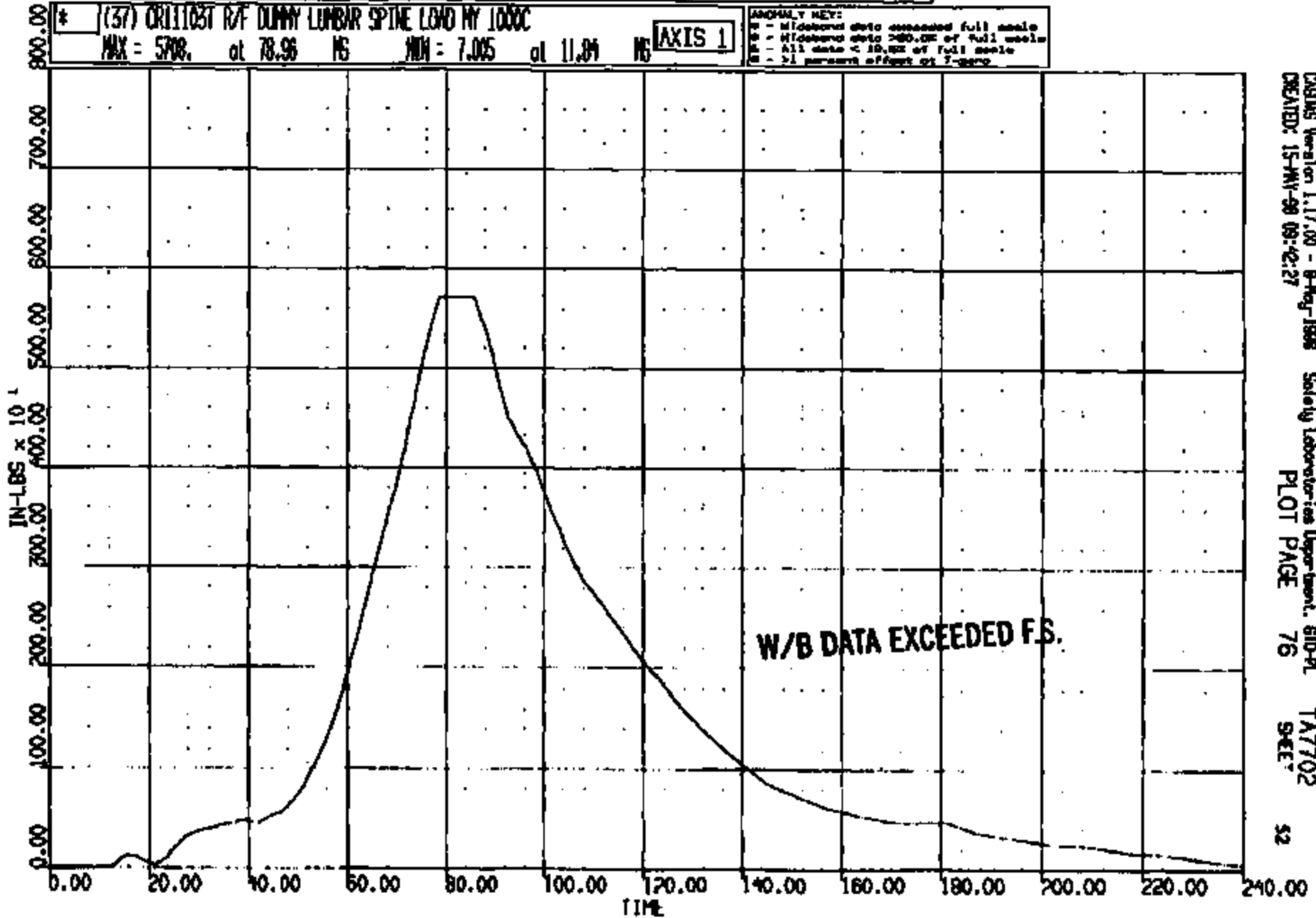
CADDS Version 1.17.00 - 8-Aug-1988 Safety Laboratories Department, 610-A TA7702
CREATED: 15-MAY-88 08:42:36 PLOT PAGE 75 9-SET 51

CR11103

CR R: 11103 TO: TA7702 DATE: 980515 08:57:16
2000 DN-101

* (37) CR11103T R/F DUMMY LUMBAR SPINE LOAD BY 1000C
MAX = 5708. at 78.96 MS MIN = 7.025 at 11.84 MS **AXIS 1**

ANOMALY KEY:
* - Midboard data exceeded full scale
@ - Midboard data >80.0% of full scale
- All data < 10.0% of full scale
- - bi-phased effect of 7-gere



CRONUS Version 1.17.00 - 8-Aug-1998
CREATED: 15-MAY-98 09:42:27

Safety Laboratories Department, 610-PL
PLOT PAGE 76

TA7702
SEE?

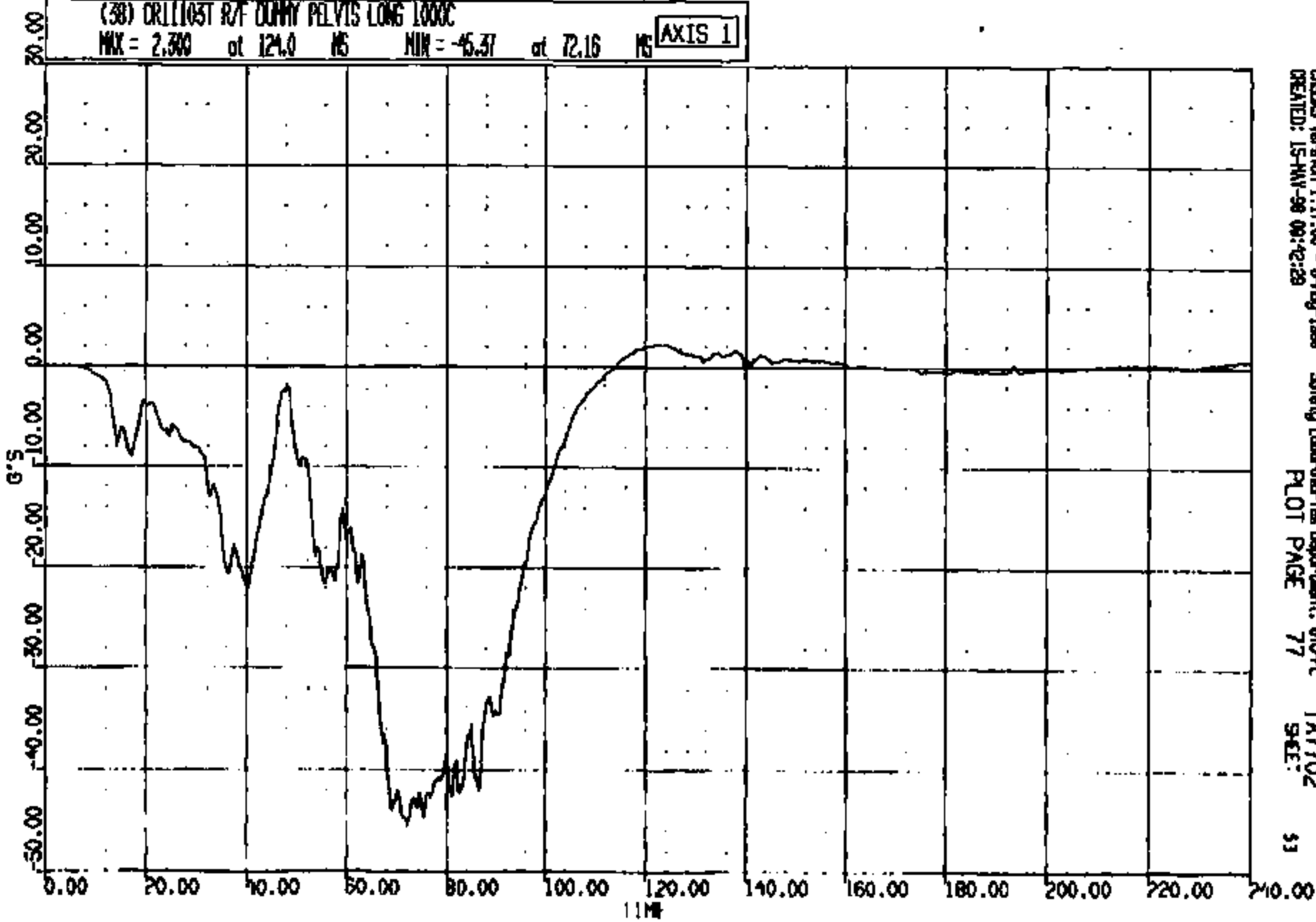
52

CRIS 0011103

CR R: 11105 TD: TA7702 DATE: 980515 08:37:18
2000 DN-101

(38) CR11105T R/F DUMMY PELVIS LONG LOGOC
MAX = 2.300 at 124.0 MS MIN = -45.37 at 72.16 MS

AXIS 1



CRSIS Version 1.17.00 - 9-May-1998
CREATED: 15-MAY-98 09:42:28

Safety Laboratories Department, 610-PL
PLOT PAGE 77

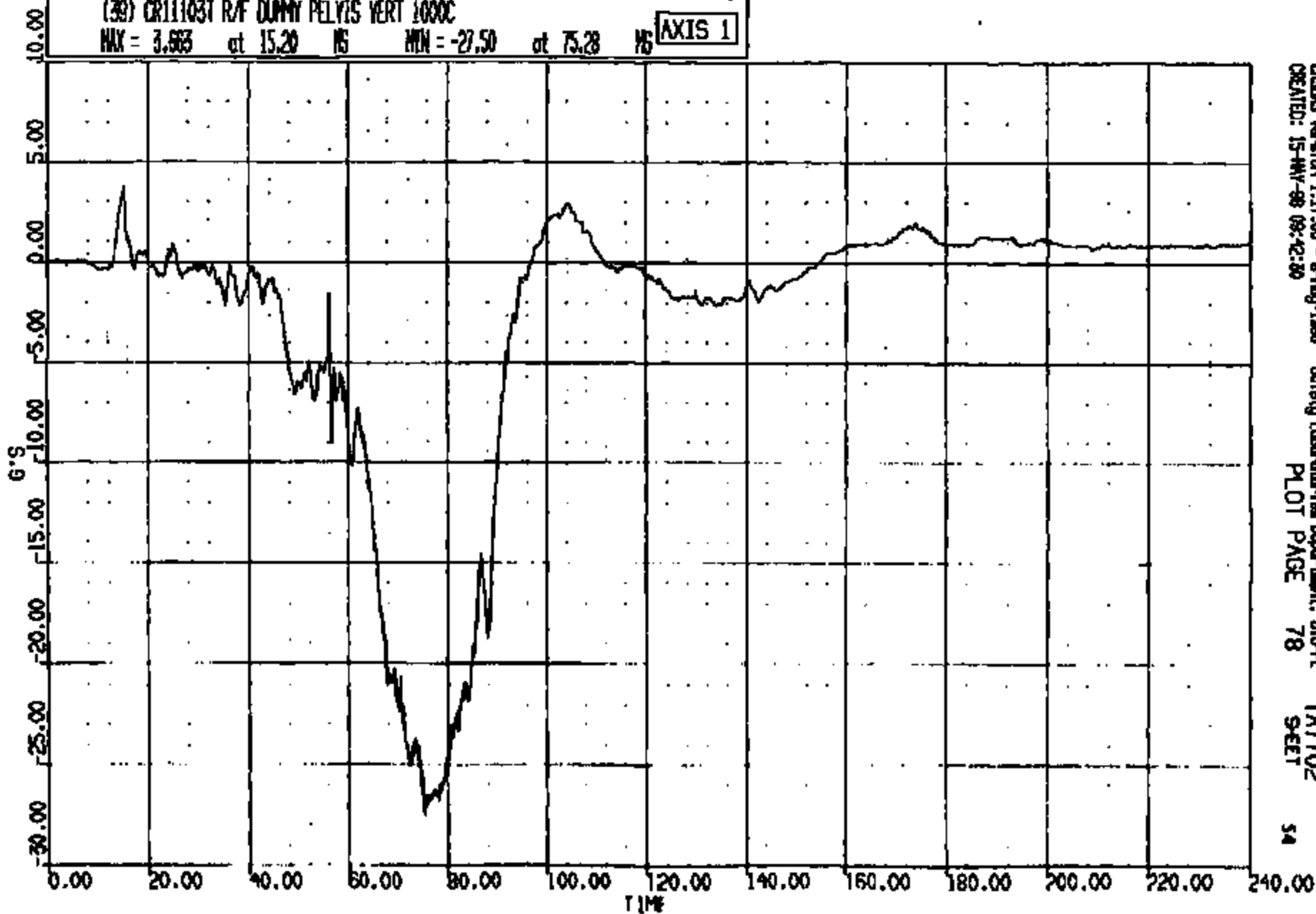
TA7702
SKE:

CR R: 11103 TO: TA7702 DATE: 980515 08:37:18
2000 DN-101

(39) CR11103T R/F DUMMY PELVIS VERT 1000C

MAX = 3.663 at 15.20 MS MIN = -27.50 at 75.28 MS

AXIS 1



CRSIS Version 1.17.00 - 8-May-1998
CREATED: 15-MAY-98 08:42:30

Safety Laboratories Department, SIO-PL
PLOT PAGE 78

TA7702
S-E-T

54

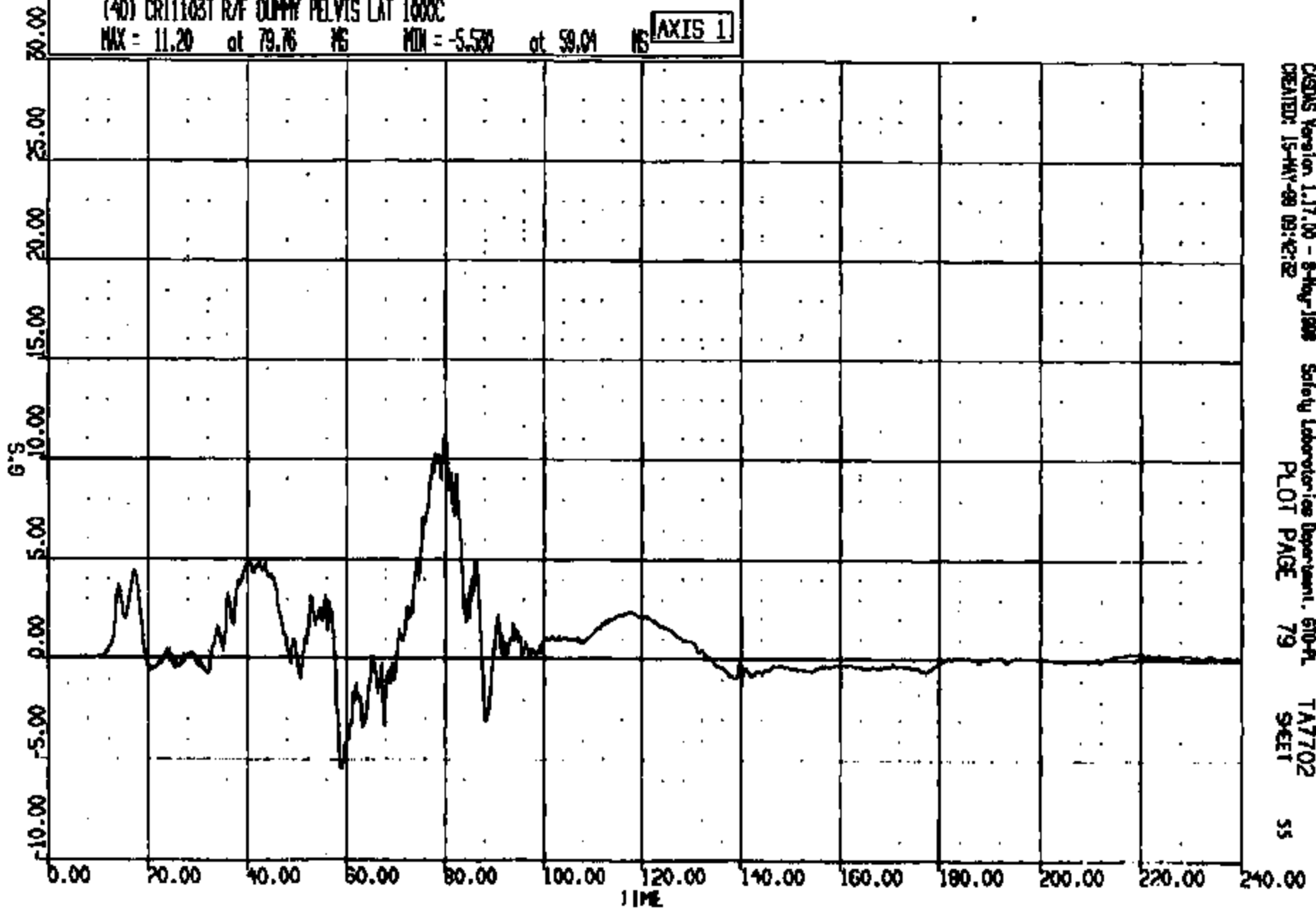
CRIS 0011103

CR R: 11103 TO: TA7702 DATE: 980513 08:57:18
2000 DN-101

(40) CR11103T R/F DUMMY PELVIS LAT 1000C

MAX = 11.20 at 79.76 NS MIN = -5.500 at 59.04 NS

AXIS 1



CRS Version 1.17.00 - 8-Aug-1998
CREATED: 15-MAY-98 09:42:32

Safety Laboratories Department, 610-PL
PLOT PAGE 79

TA7702
SHEET

55

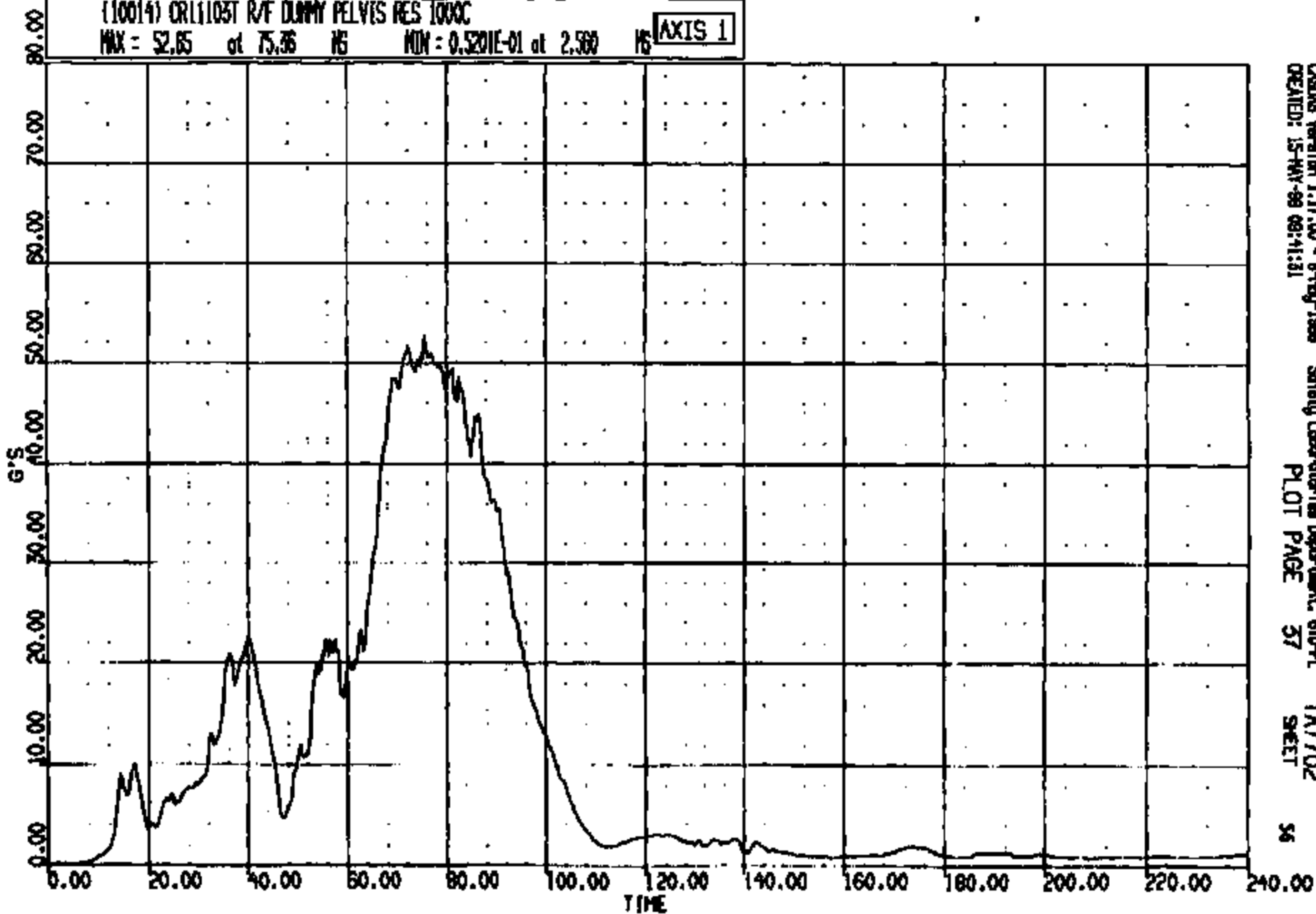
CRTS 0011103

CR R: 11103 TO: TA7702 DATE: 880315 08:37:16
2000 DN-101

(10014) CR11103T R/F DUMMY PELVIS RES 1000C

MAX = 52.65 at 75.36 NS MIN = 0.5201E-01 at 2.500 NS

AXIS 1



CRSIS Version 1.17.00 - 8-May-1988
CREATED: 15-MAY-88 08:41:31

Safety Laboratories Department, 610-91
PLOT PAGE 57

TA7702
SHEET

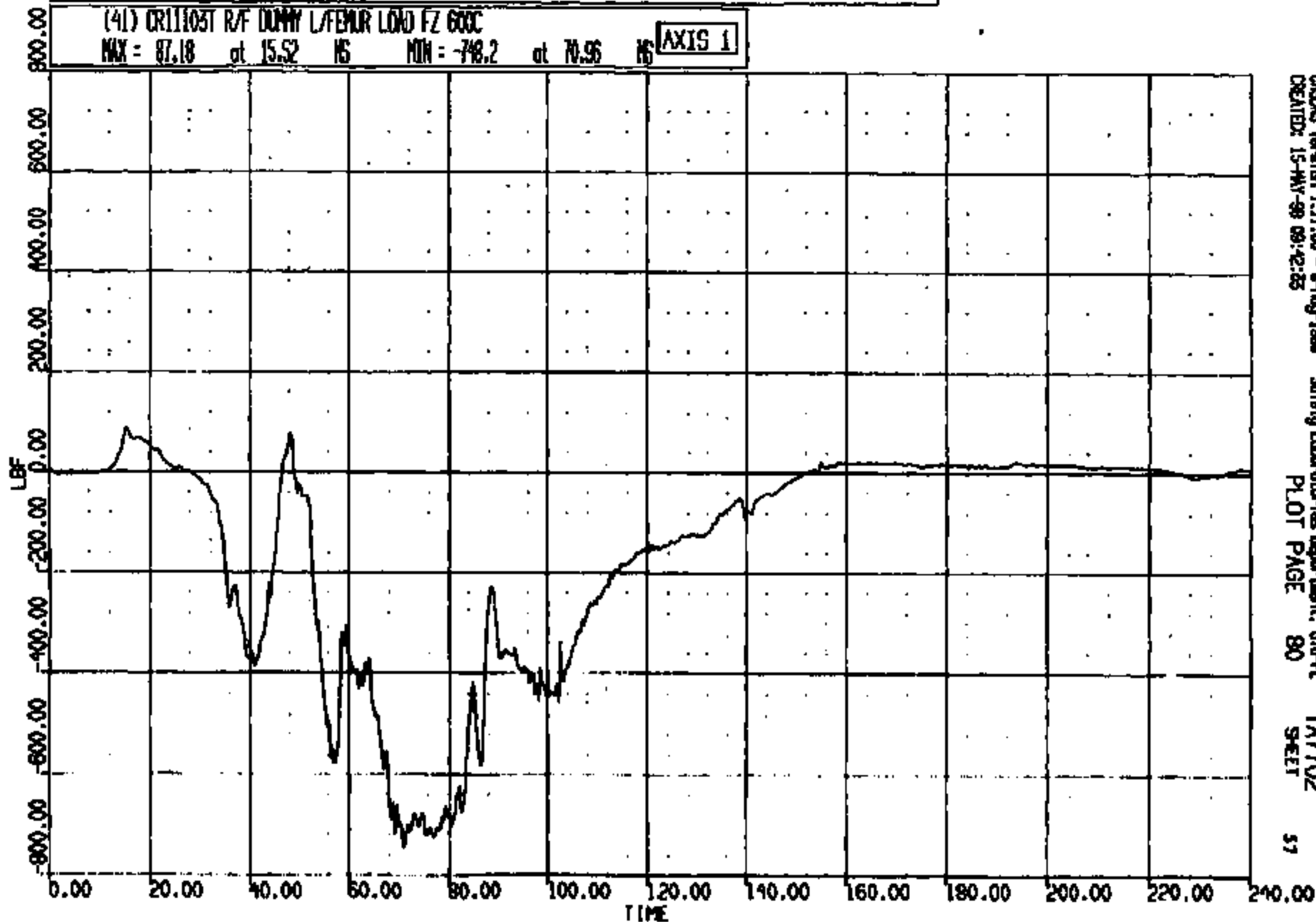
56

CRTS 0011103

DR R: 11103 TO: TA7702 DATE: 880615 08:37:18
2000 DN-101

(41) CR11103T R/F DUMMY L/FEMUR LOAD FZ 600C
MAX = 87.18 at 15.52 MS MIN = -748.2 at 70.95 MS

AXIS 1



DISOS Version 1.17.00 - 8-Aug-1988
CREATED: 15-MAY-88 09:42:35

Safety Laboratories Department, 610-A
PLOT PAGE 80

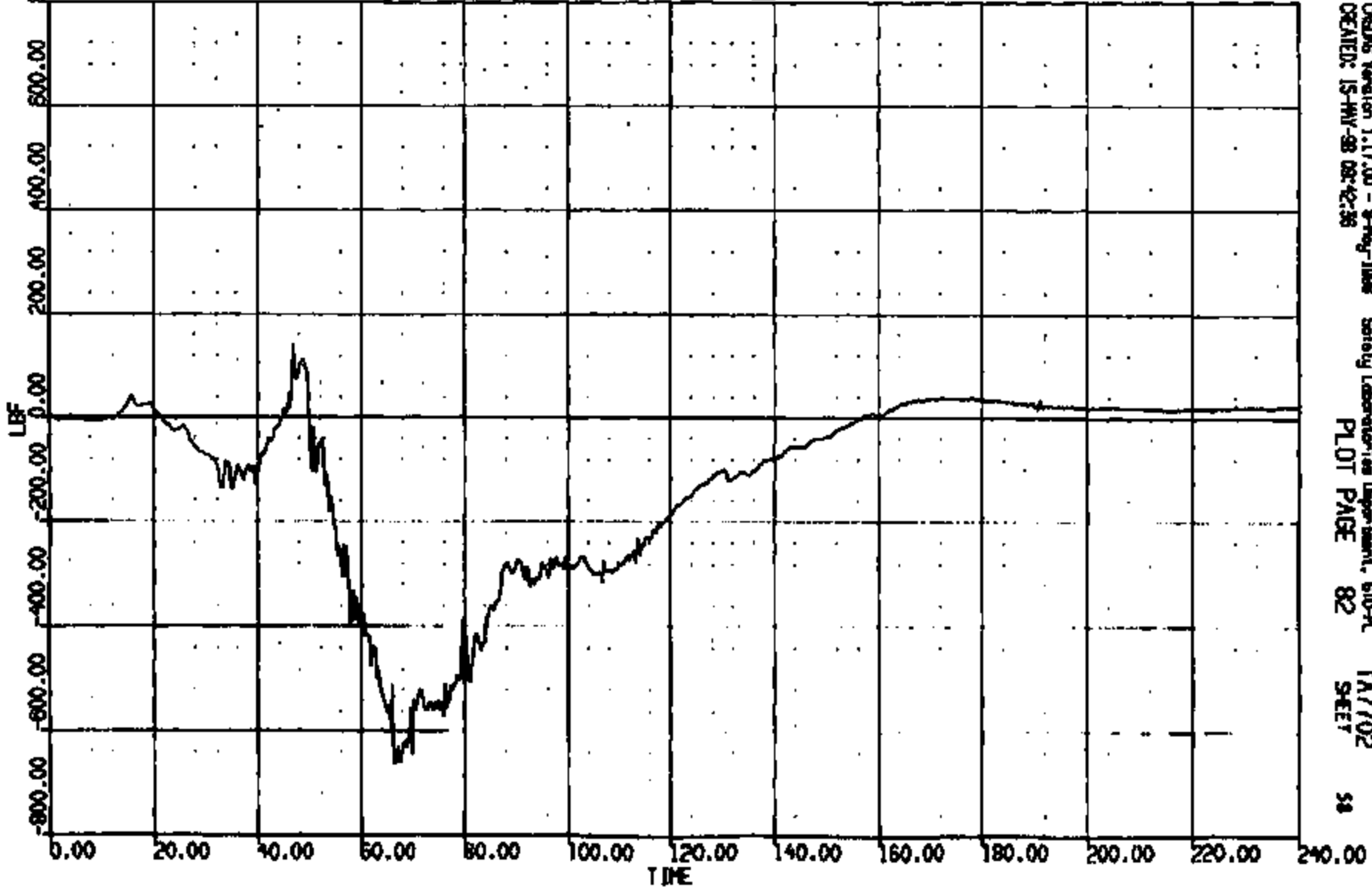
TA7702
SHEET

57

CRTS 0011103

CR R: 11103 TD: TA7702 DATE: 980515 08:57:10
8000 DN-101

(45) DRILLHST R/F DUMMY R/FEHR LOAD FZ 600C
MAX = 139.6 at 46.80 MS MIN = -694.5 at 66.40 MS **AXIS 1**

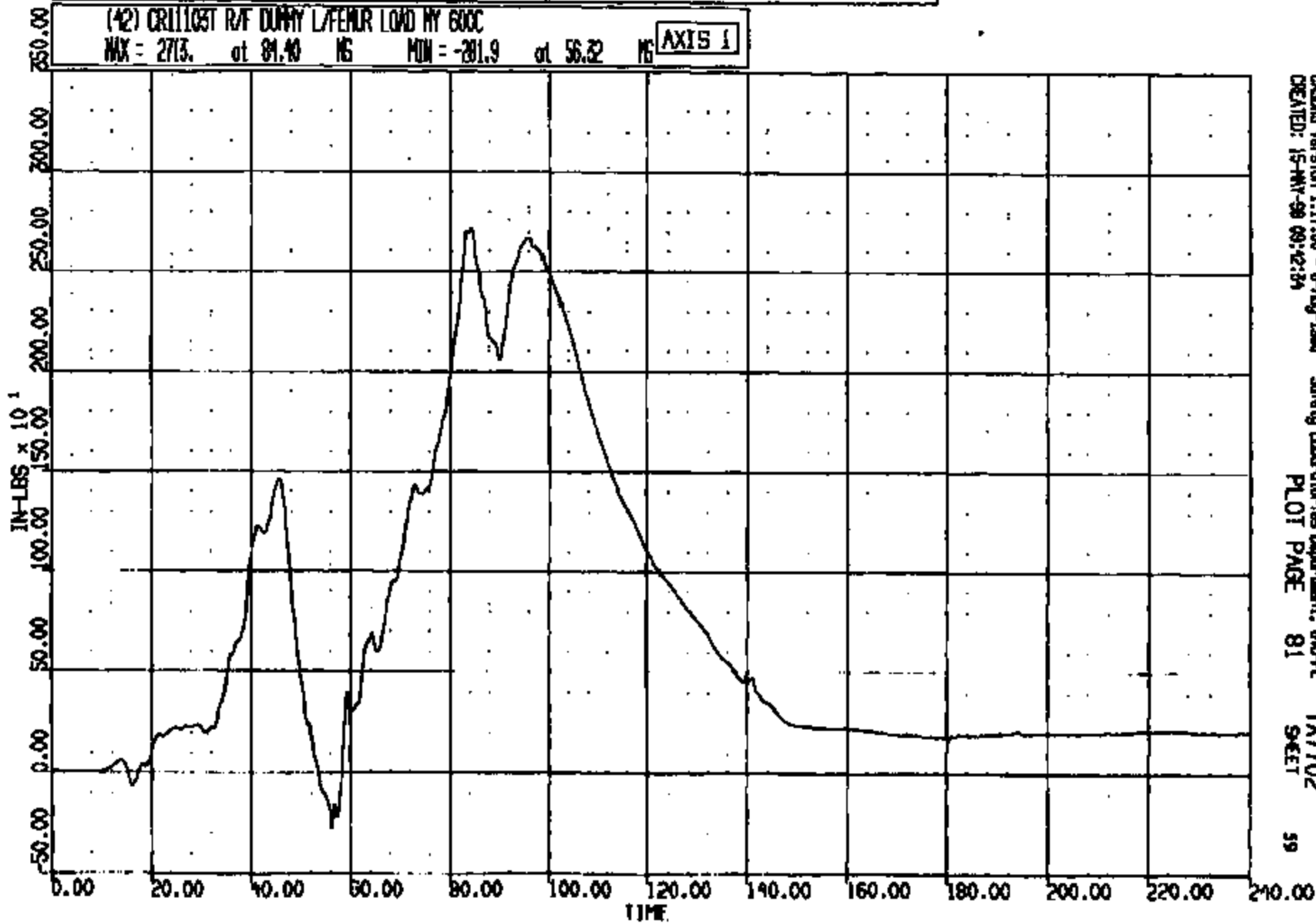


OSDMS Version 1.17.00 - 8-May-1998 Safety Laboratories Department, 610-PL TA7702
CREATED: 15-MAY-98 08:42:38 PLOT PAGE 82 SHEET 54

CRTS 0011103

CR R: 11103 TO: TA7702 DATE: 980515 08:37:18
2000 ON-101

(42) CR11103T R/F DUMMY L/FEMUR LOAD BY 600C
MAX = 2713. at 81.40 MS MIN = -281.9 at 56.32 MS **AXIS 1**

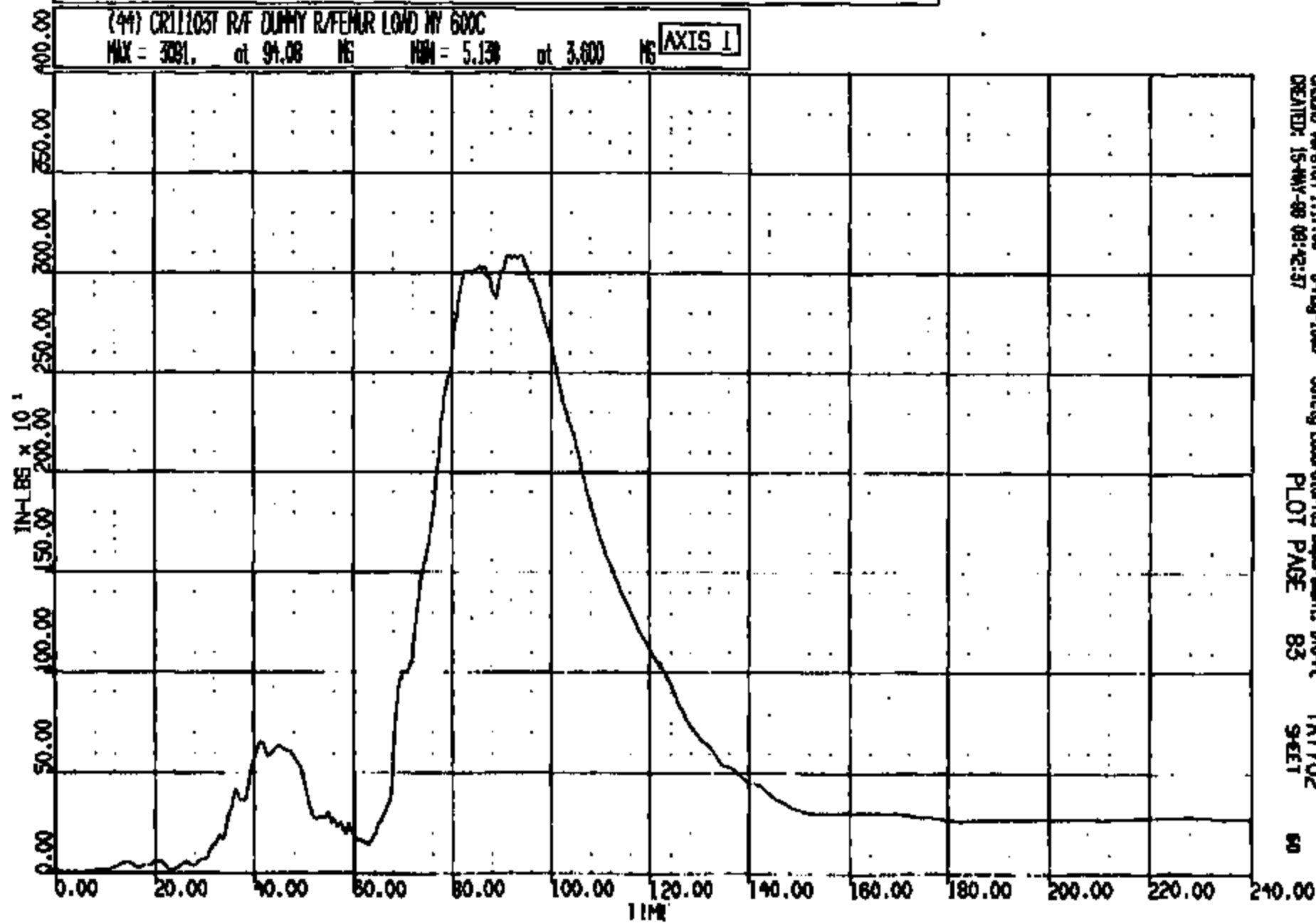


CASIRE Version 1.17.00 - 8-Feb-1998 Safety Laboratories Department, STD-PL TA7702
CREATED: 15-MAY-98 09:42:34 PLOT PAGE 81 SHEET 59

CRIS 0011103

CR R: 11103 TO: TA7702 DATE: 880515 08:57:18
2000 DN-101

(44) CR111037 R/F DUMMY R/FEMUR LOAD NY 600C
MAX = 3031. at 91.08 MS MIN = 5.138 at 3.000 MS **AXIS 1**



CADDS Version 1.17.00 - 8-May-1988 Safety Laboratories Department, 510-PL TA7702
CREATED: 15-MAY-88 08:42:57 PLOT PAGE 83 SHEET 80

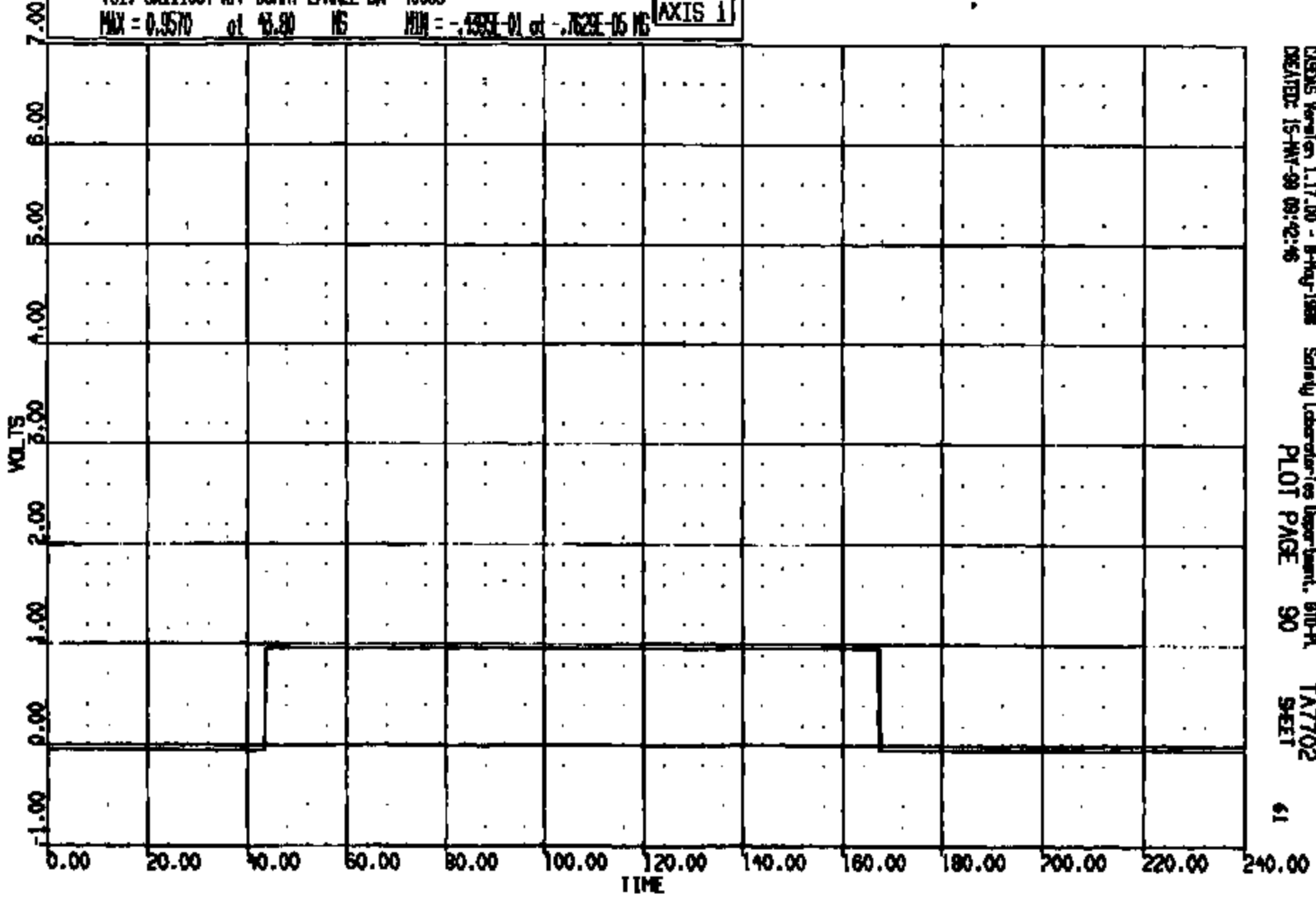
CRTS 0011103

CR R: 11103 TO: TA7702 DATE: 980513 09:57:18
2000 DN-101

(51) CR11103T R/F DUMMY LOAD SN 4000

MAX = 0.9570 at 45.80 MS MIN = -.455E-01 at -.762E-05 MS

AXIS 1



CASMS Version 1.17.00 - 8-May-1998
CREATED: 15-MAY-98 09:42:46

Safety Laboratories Department, 810-A,
PLOT PAGE 90

TA7702
SHEET

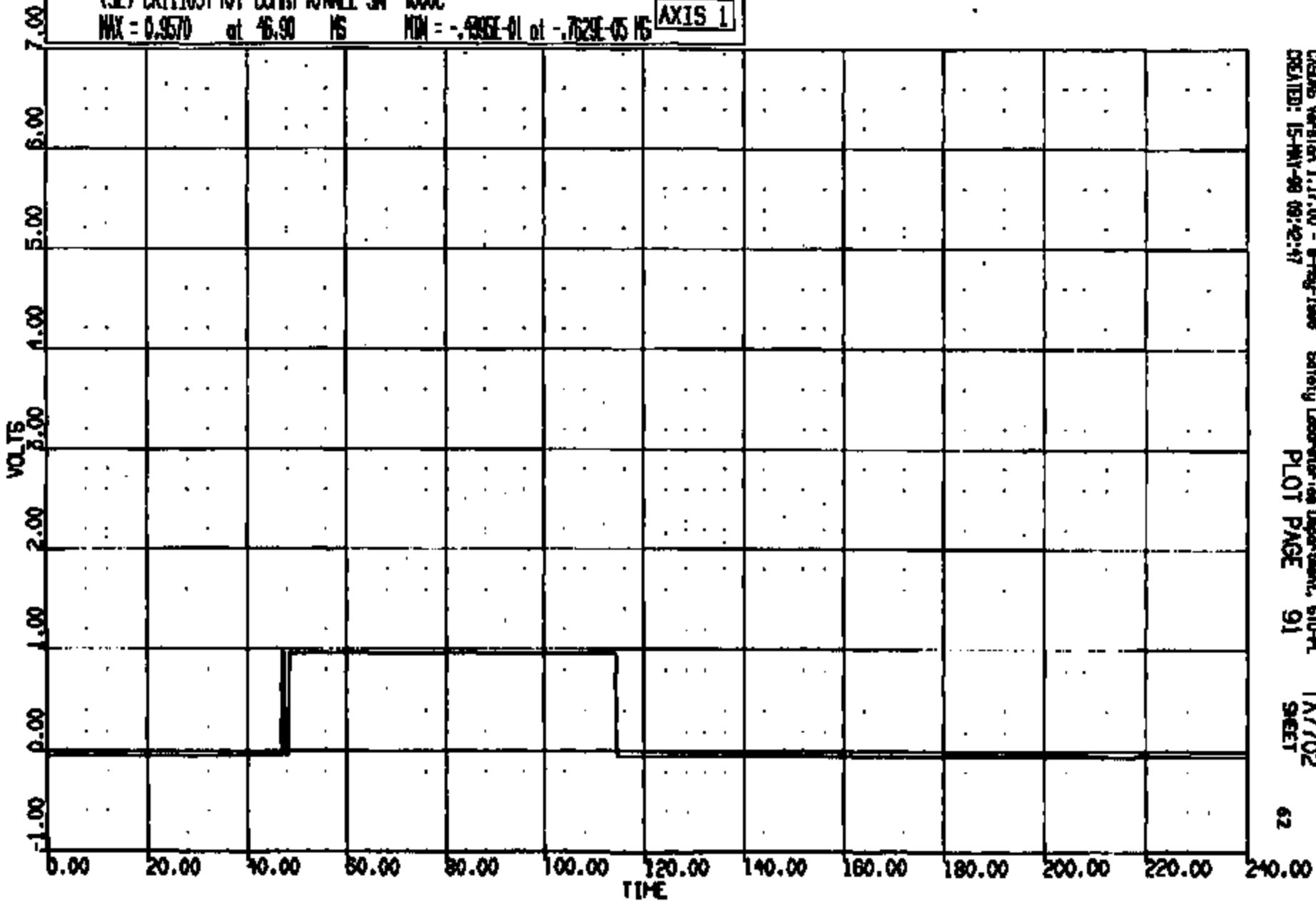
61

CR11103

CR R: 11103 TD: TA7702 DATE: 980515 08:57:16
2000 DN-101

(52) CR11103T RVF CUMBY RANGE SM 4000C
MAX = 0.9570 at 46.90 MS MIN = -.9395E-01 at -.7623E-05 MS

AXIS 1

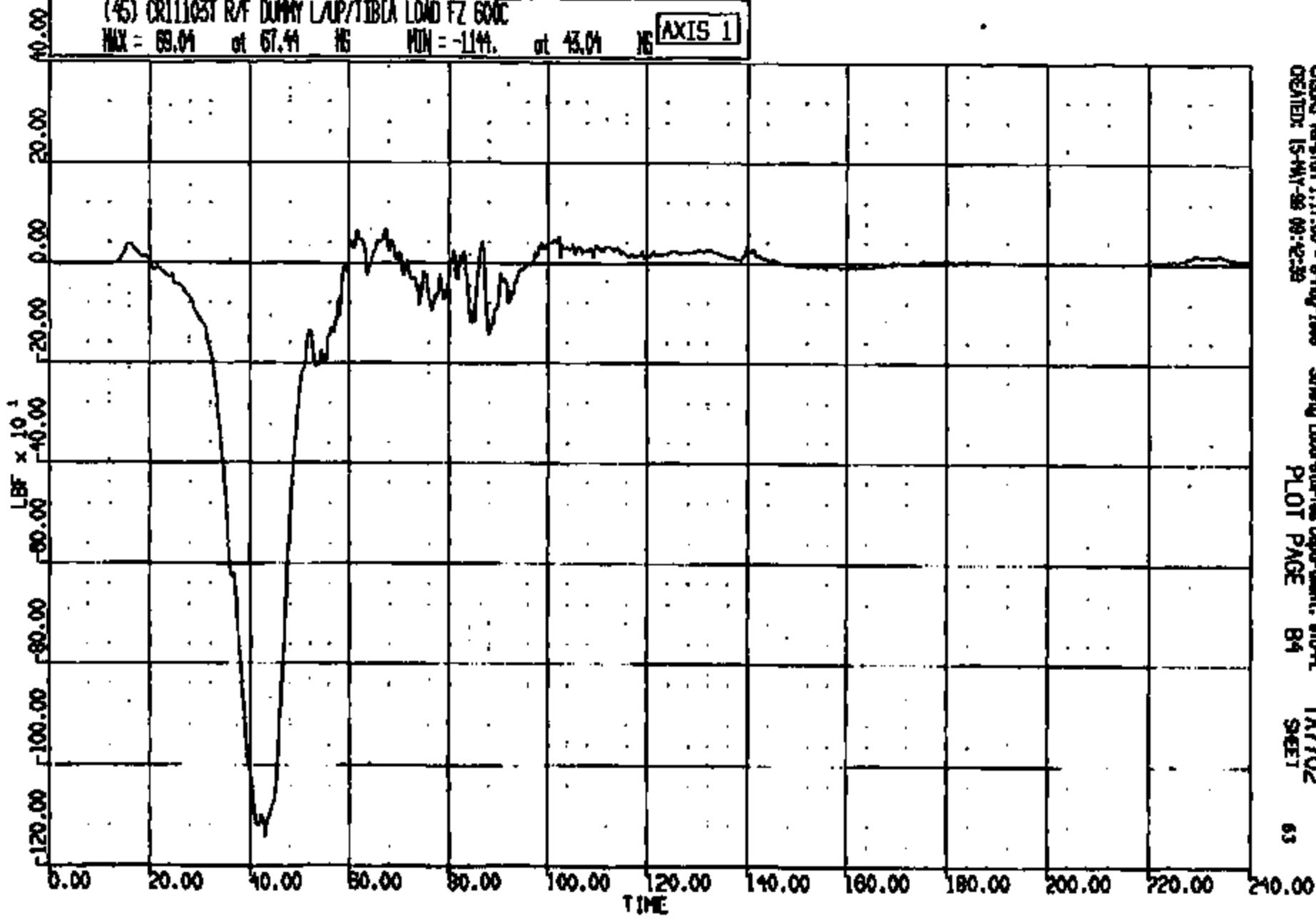


CASYS Version 1.17.00 - 8-May-1998 Safety Laboratories Department, 610-PL TA7702
CREATED: 15-MAY-98 09:42:47 PLOT PAGE 91 SHEET 62

CRTS 0011103

CR R: 11103 TO: TA7702 DATE: 980315 08:27:16
2000 DN-101

(45) CR11103T R/F DUMMY LAP/TIBIA LOAD FZ 600C
MAX = 69.04 at 67.44 NS MIN = -114.1 at 43.04 NS [AXIS 1]

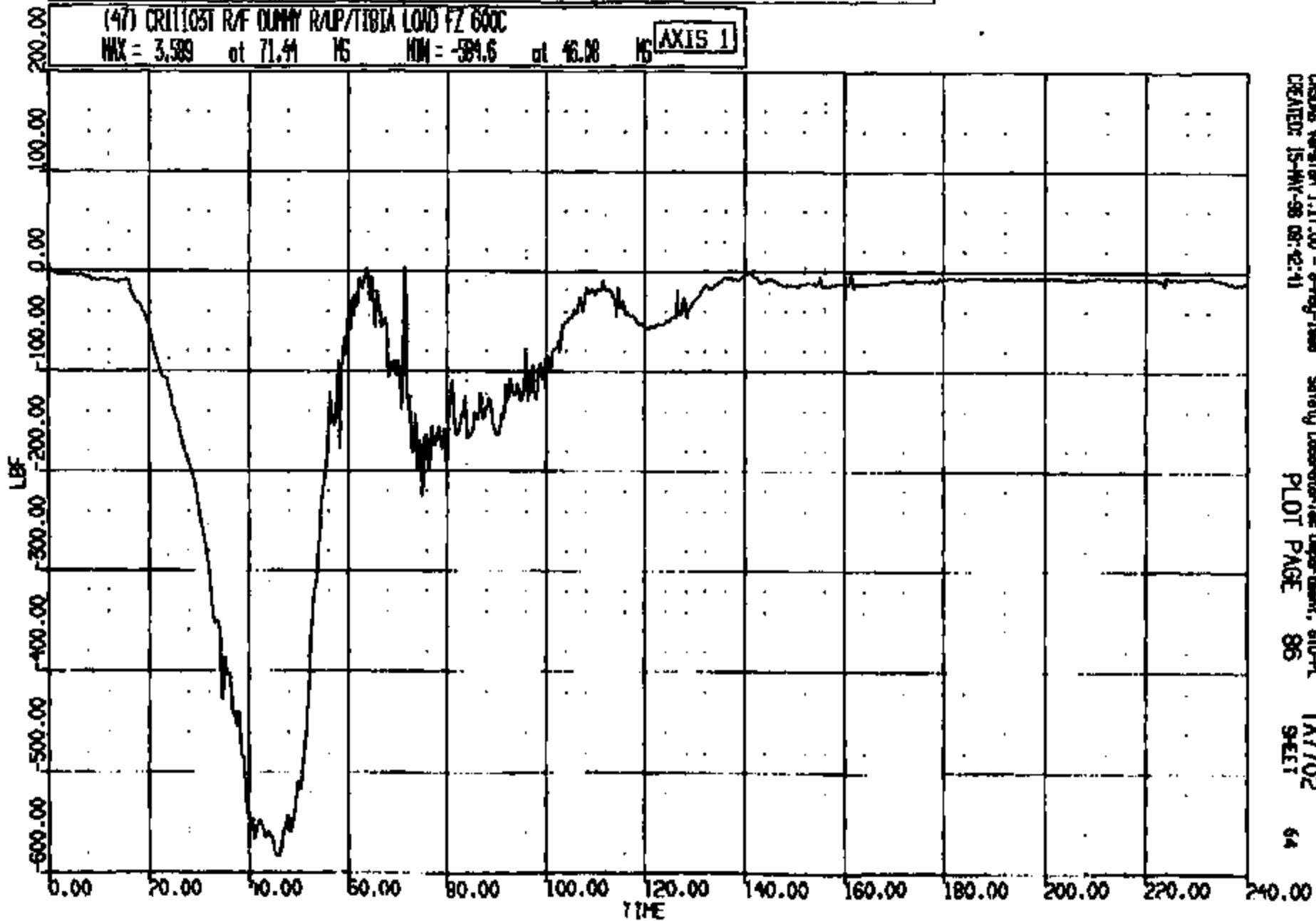


CIGS Version 1.17.00 - 8-May-1999 Safety Laboratories Department, SMD-PL TA7702
CREATED: 15-MAY-98 09:42:39 PLOT PAGE 84 SHEET 63

CRTS 0011103

CR R: 11108 TO: TA7702 DATE: 880815 08:37:18
2000 DN-101

(47) CR11031 R/F DUMMY R/UP/TIBIA LOAD FZ 600C
MAX = 3.589 at 71.44 MS MIN = -584.6 at 46.08 MS **AXIS 1**



CRSIS Version 1.17.00 - 8-May-1988
CREATED: 15-MAY-88 08:42:41

Safety Laboratories Department, 610-P
PLOT PAGE 86

TA7702
SHEET

64

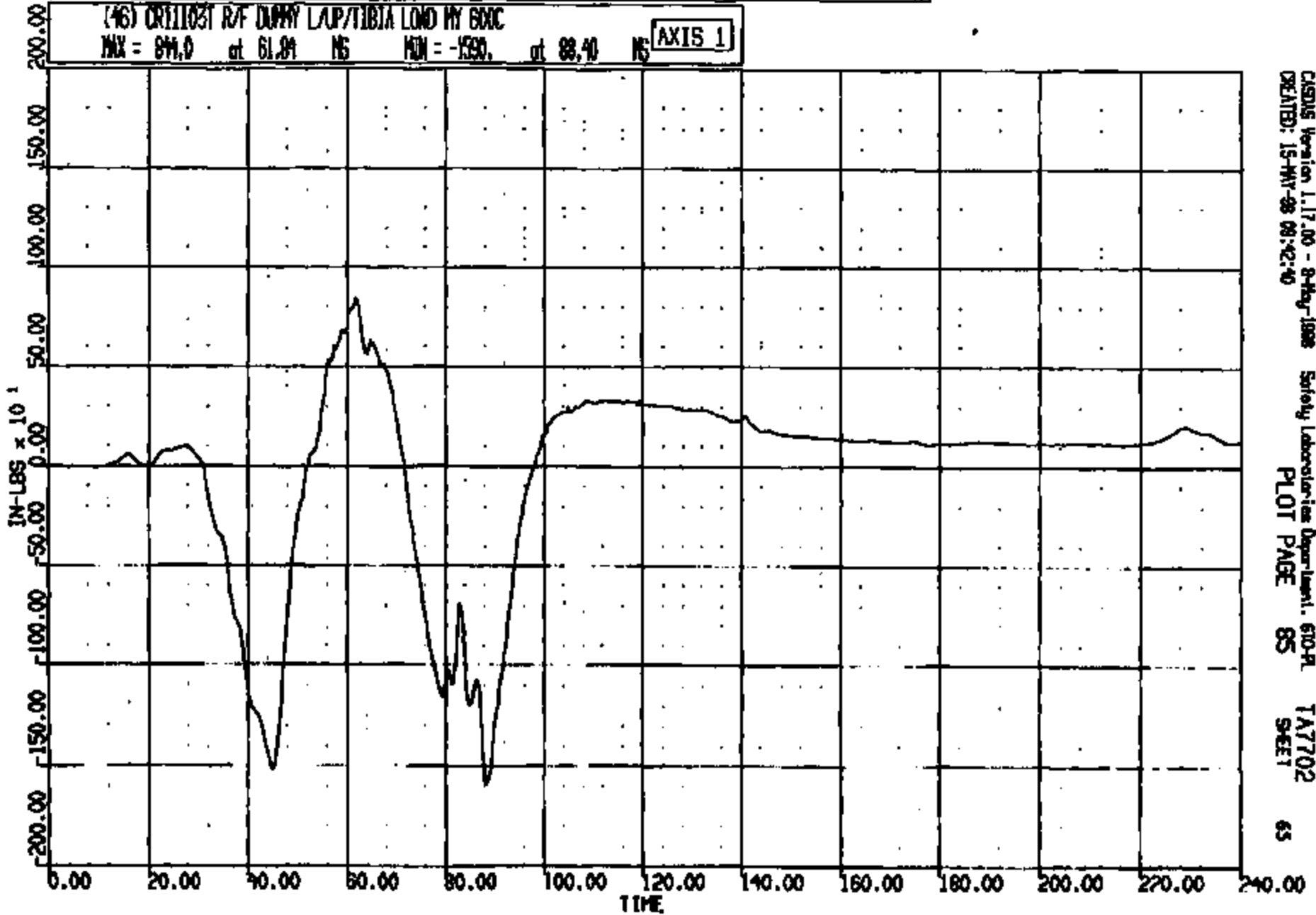
CRIS 0011103

CR R: 11103 TO: TA7702 DATE: 980515 08:37:15
2000 DN-101

(46) CR1103T R/F DUMMY LAP/TIBIA LOAD BY 600C

MAX = 844.0 at 61.84 MS MIN = -1530. at 88.40 MS

AXIS 1



CASUS Version 1.17.00 - 8-Aug-1998
CREATED: 15-MAY-98 08:42:40

Safety Laboratories Department, 610-PL
PLOT PAGE 85

TA7702
SHEET

65

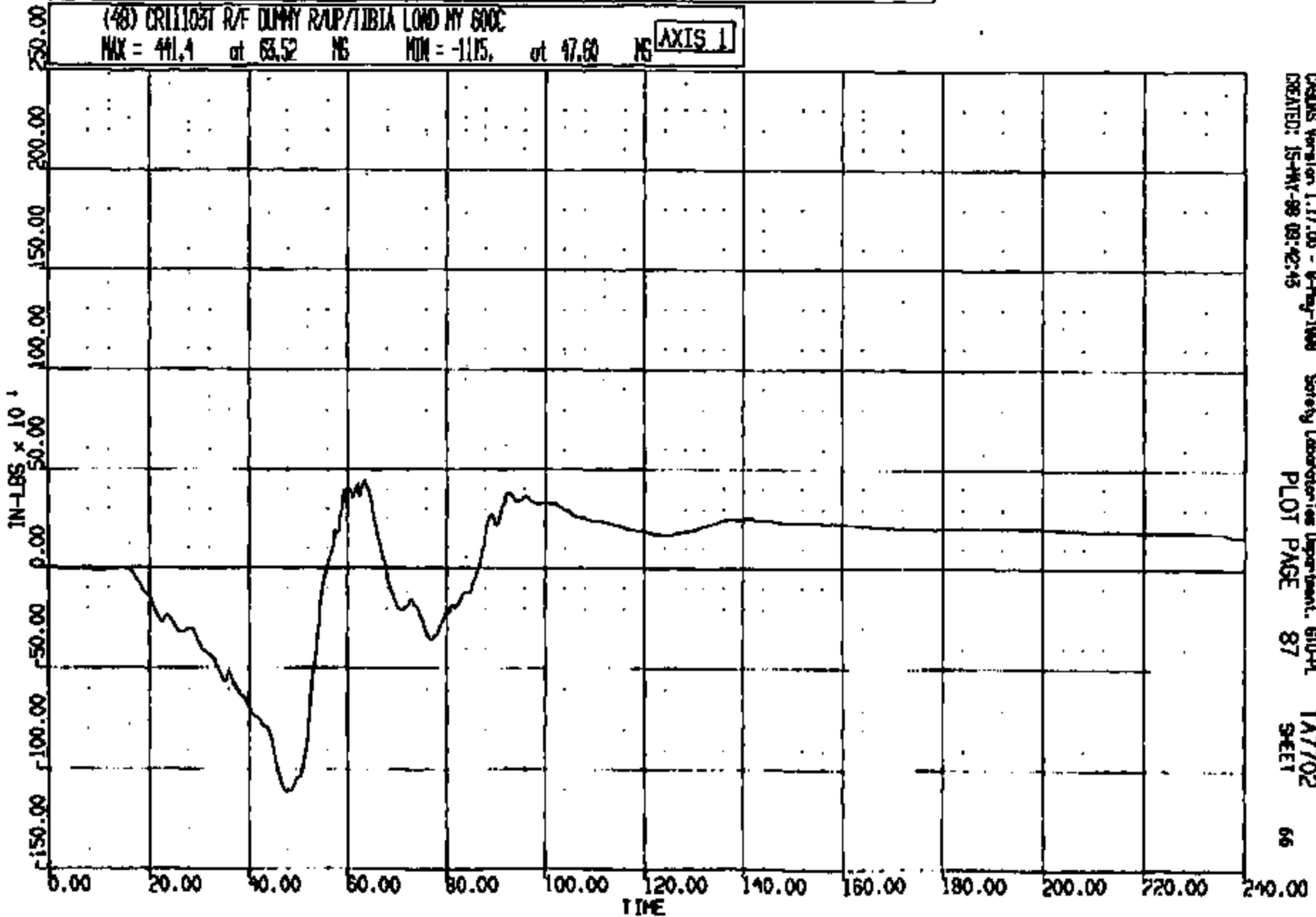
CRIS 0011103

NO R: 11103 TO: TA7702 DATE: 980515 08:37:16
NO00 DN-101

(48) CR1103T R/F DUMMY R/UP/TIBIA LOAD NY 600C

MAX = 441.4 at 63.52 NS MIN = -1115. at 47.60 NS

AXIS 1

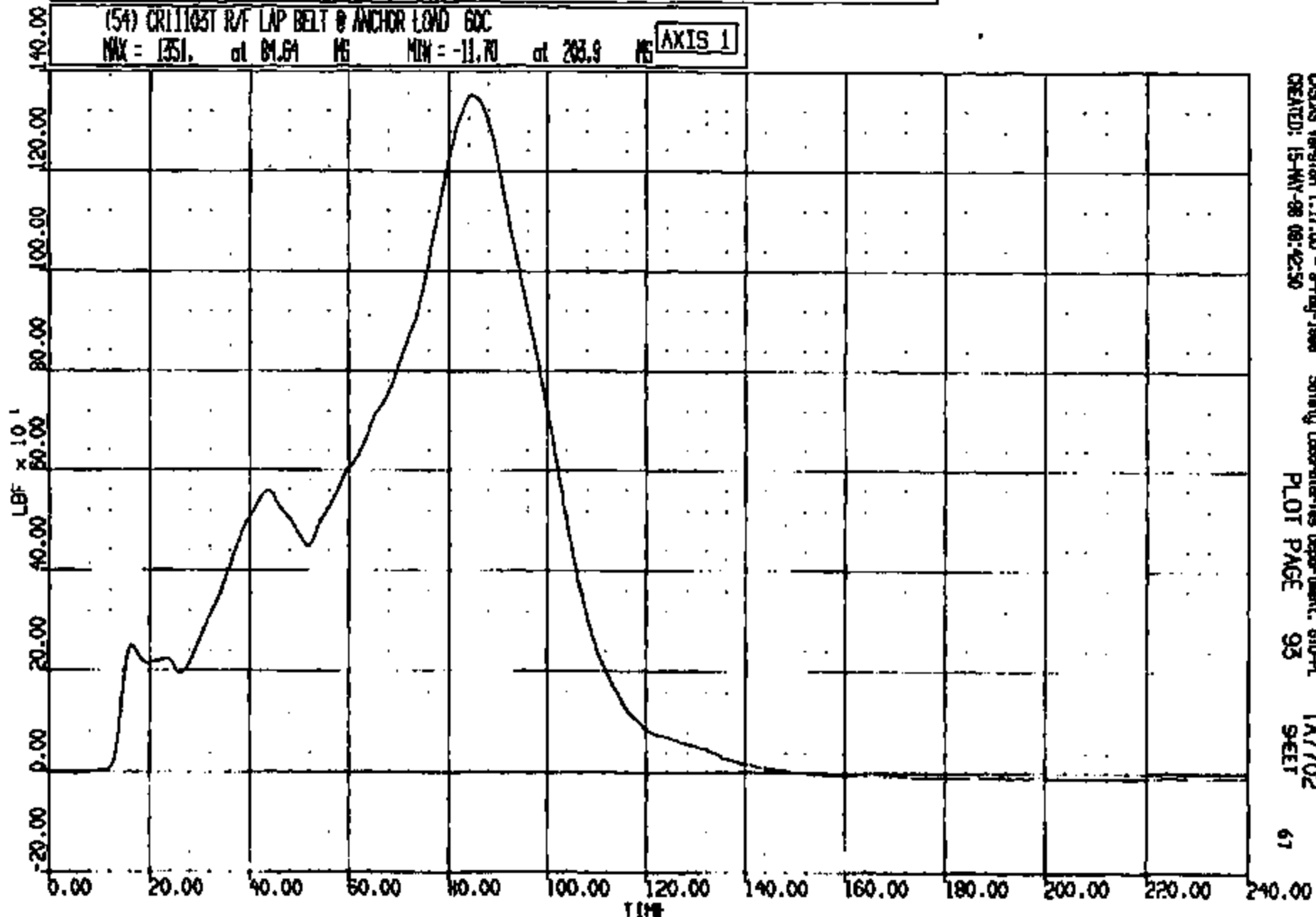


CRS Version 1.17.00 - 9-May-1998 Safety Laboratories Department, 610-PL
CREATED: 15-MAY-98 09:42:43
PLOT PAGE 87
TA7702
SHEET 66

CRIS 0011103

CR R: 11103 TO: TA7702 DATE: 980515 08:37:16
R000 DN-101

(54) CR11103T R/F LAP BELT @ ANCHOR LOAD GDC
MAX = 135.1 at 81.64 MS MIN = -11.70 at 203.9 MS AXIS 1

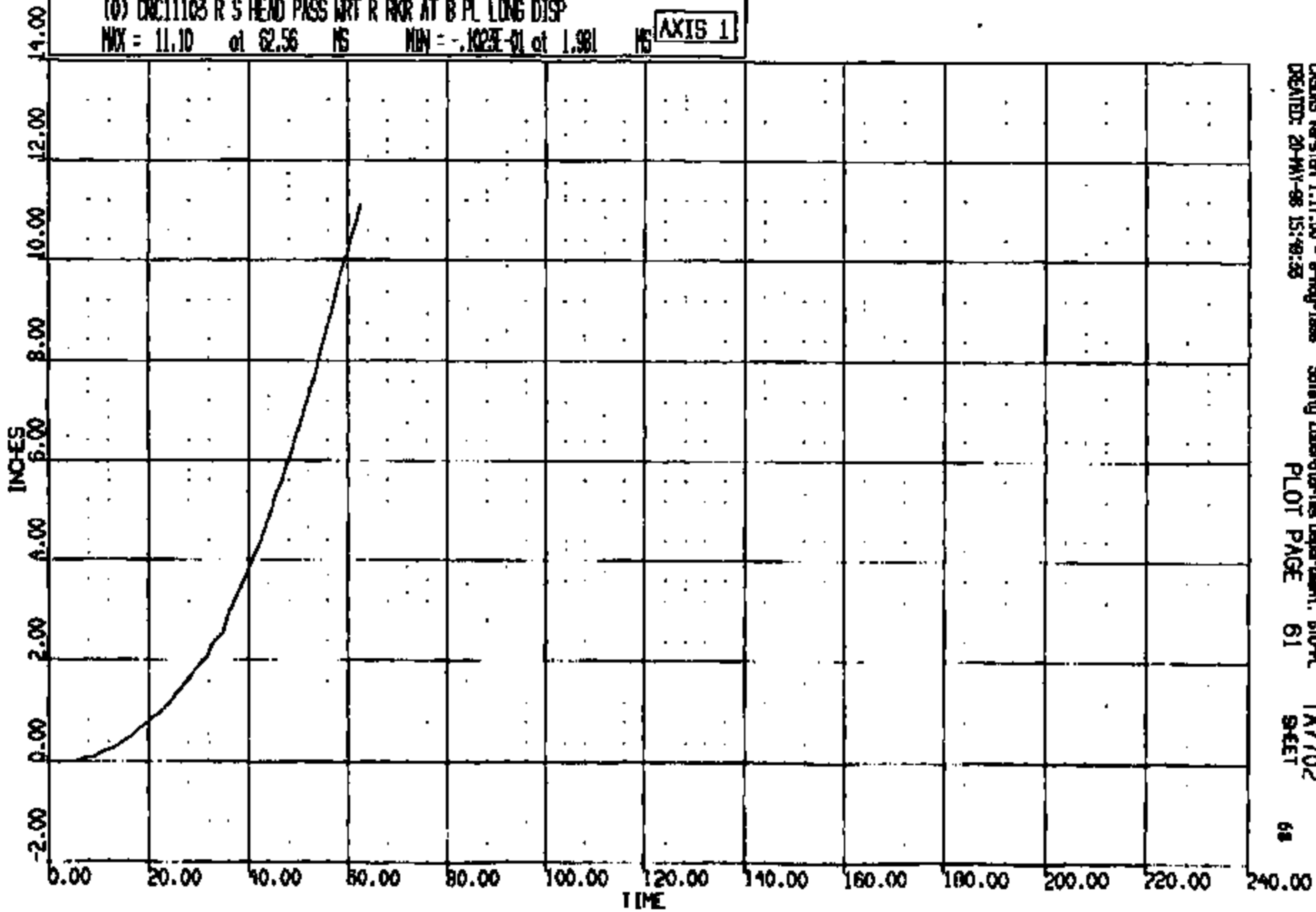


CASYS Version 1.17.00 - 8-May-1998 Safety Laboratories Department, 610-PL TA7702
CREATED: 15-MAY-98 08:42:50 PLOT PAGE 93 SHEET 61

CRTS 0011103

CR R: 11103 TO: TA7702 DATE: 080515 08:37:10
2000 DN-101

(0) CR11103 R S HEND PASS WRT R ROR AT B PL LONG DISP
MAX = 11.10 at 62.56 MS MIN = -.102E-01 at 1.981 MS **AXIS 1**

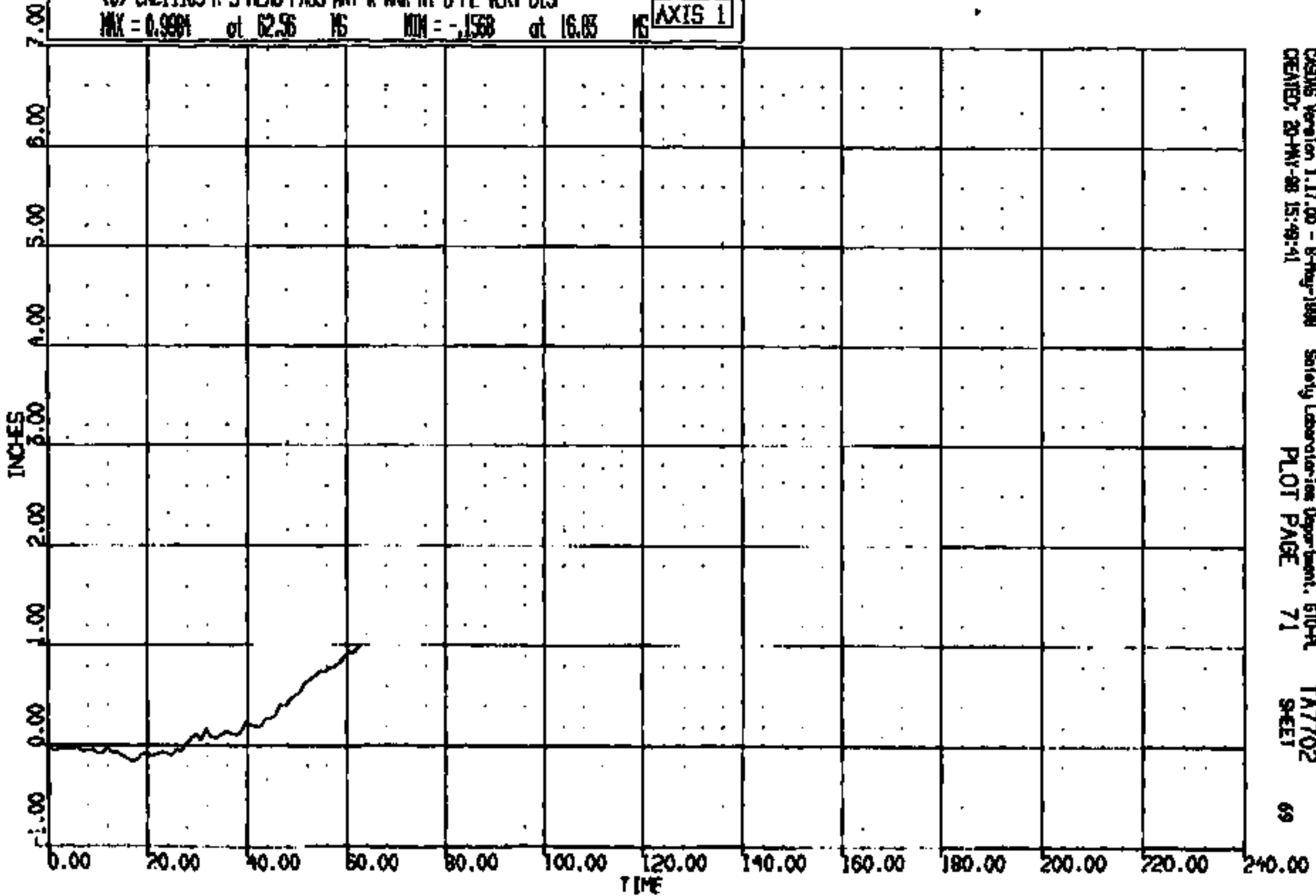


CRSIS Version 1.17.00 - 8-May-1998 Safety Laboratories Department, ETO-PL
CREATED: 20-MAY-98 15:49:38 PLOT PAGE 61 TA7702 SHEET 68

CRIS 0011103

CR R: 11103 TO: TA7702 DATE: 980518 08:57:18
2000 DN-101

(0) CR11103 R S HEAD PASS WRT R ROR AT B PL VERT DISP
MAX = 0.9904 at 62.56 MS MIN = -.1568 at 16.05 MS **AXIS 1**

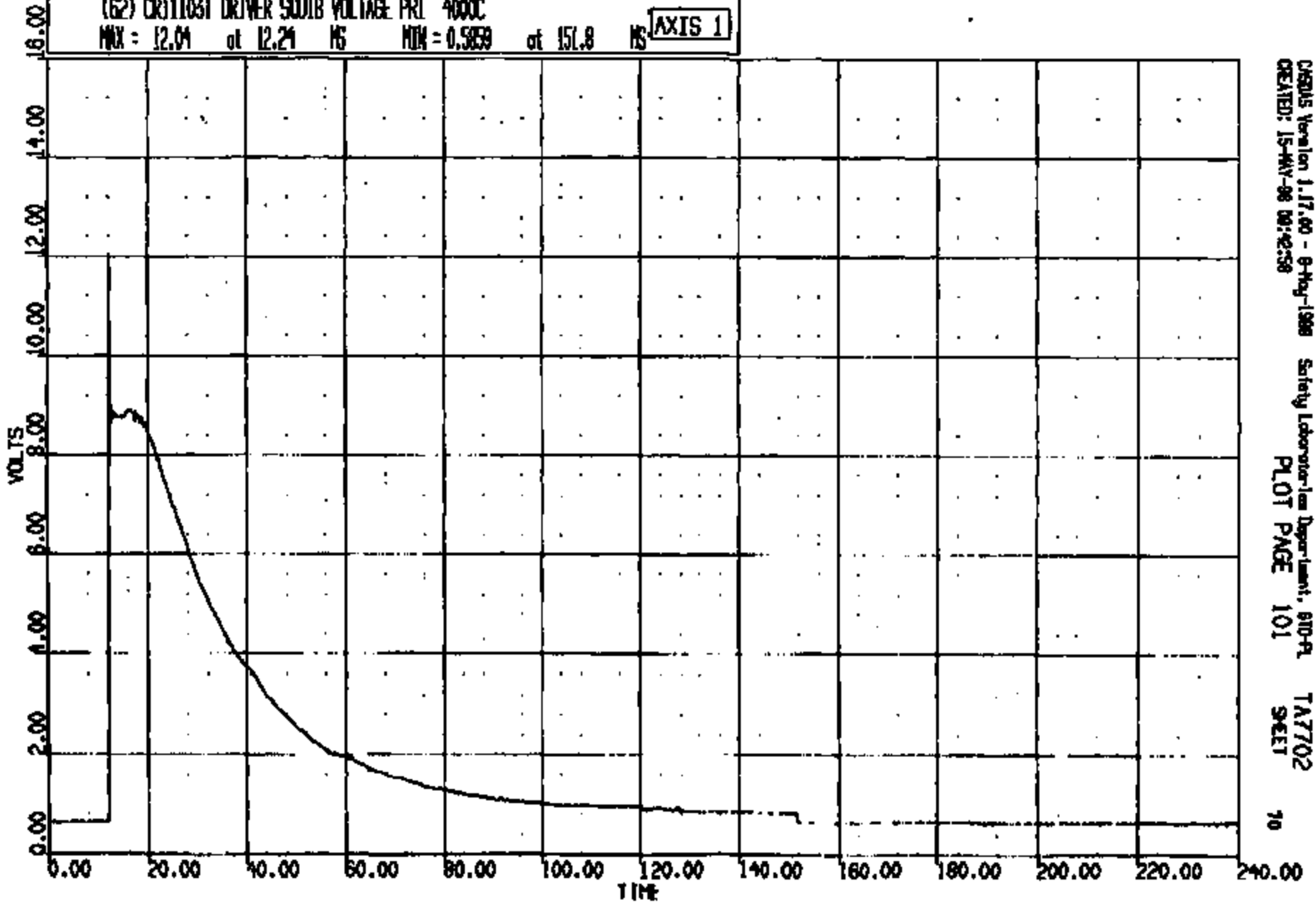


CRIS Version 1.17.00 - 8-May-1998 Safety Laboratories Department, 610-PL TA7702
CREATED: 20-MAY-98 15:49:41 PLOT PAGE 71 SHEET 69

CRIS 0011103

CR R: 11103 TO: TA7702 DATE: 990515 08:57:10
2000 DN-101

(62) CR11103T DRIVER SCUBA VOLTAGE PRI 4000C
MAX = 12.04 at 12.24 NS MIN = 0.5859 at 151.8 NS **AXIS 1**

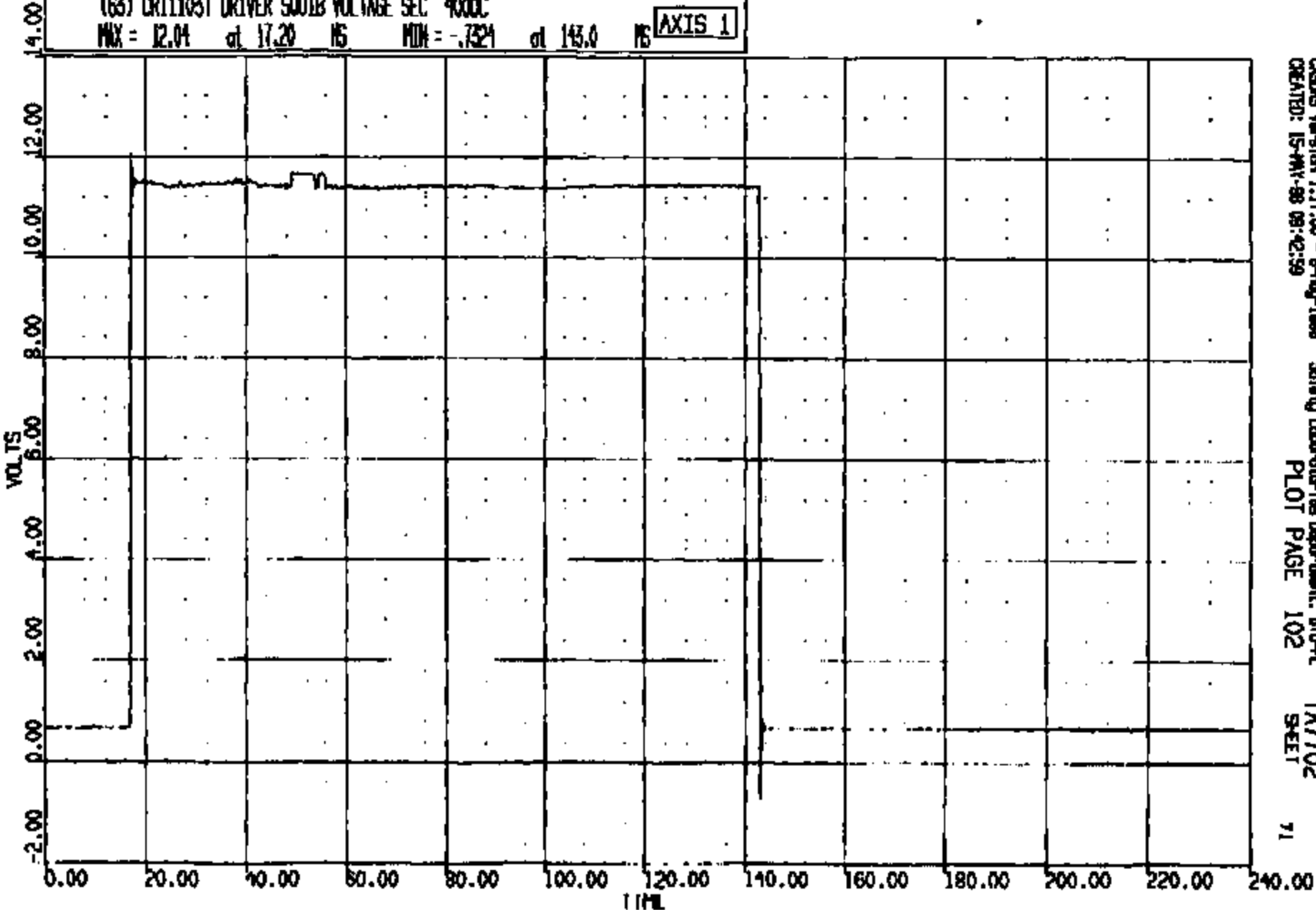


CRS015 Version 1.17.00 - 9-May-1999 Safety Laboratories Department, 810-PA
CREATED: 15-MAY-99 09:42:58
PLOT PAGE 101 SHEET 70

CRIS 0011103

CUR R: 11103 TO: TAT702 DATE: 880518 08:37:18
2000 DN-101

(63) CR11103T DRIVER SOUTH VOLTAGE SEC 4000C
MAX = 12.04 at 17.20 NS MIN = -.7524 at 143.0 NS **AXIS 1**



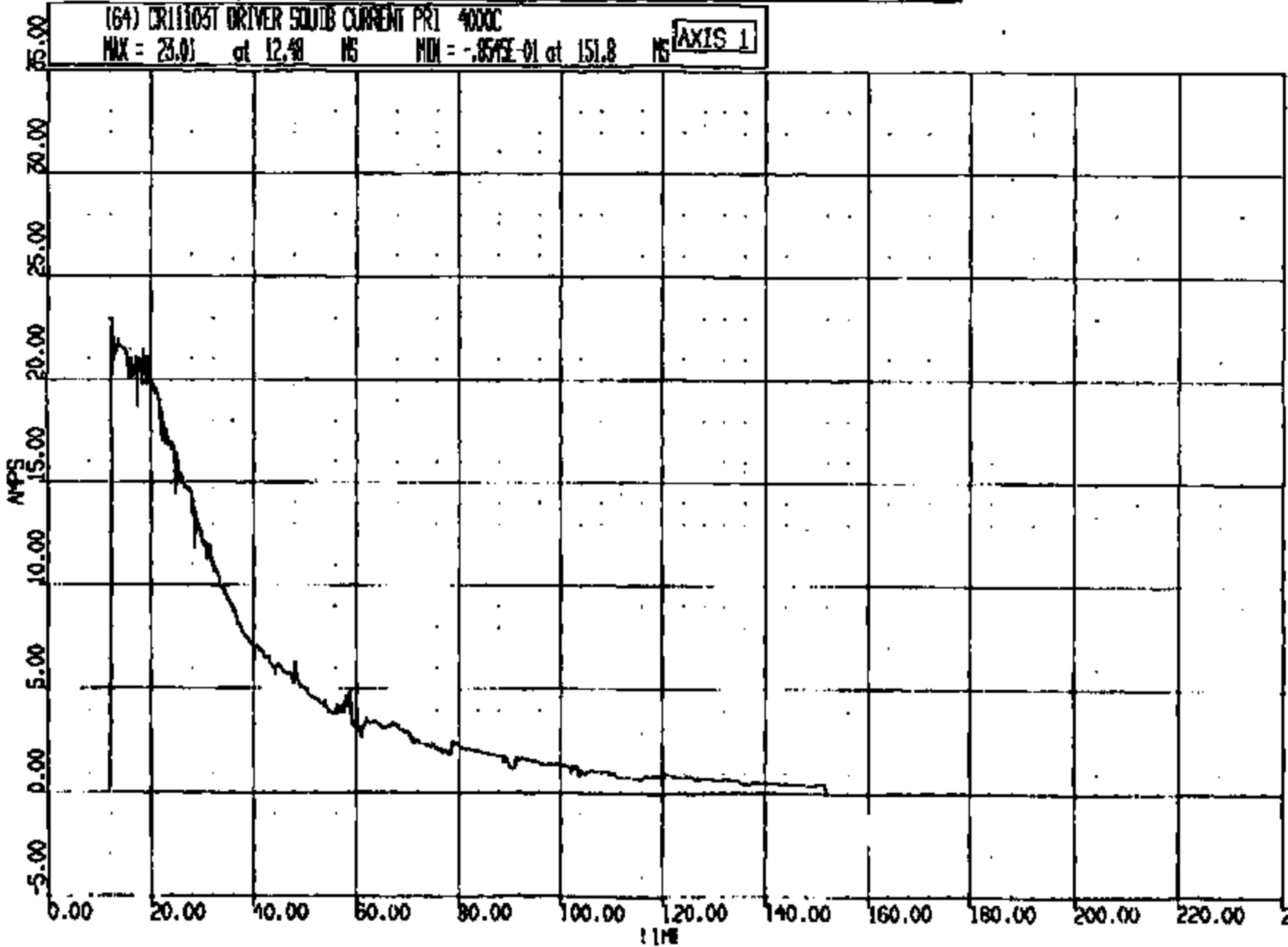
CRS06 Version 1.17.00 - 8-Aug-1988
CREATED: 15-MAY-88 08:42:59

Safety Laboratories Department, 610-PL
PLOT PAGE 102

TAT702
SHEET

CR R: 11102 TO: TA7702 DATE: 980515 08:57:18
2000 DN-101

(64) CR11105T DRIVER SOUTH CURRENT PRI 4000C
MAX = 23.01 at 12.48 NS MIN = -.857E-01 at 151.8 NS **AXIS 1**

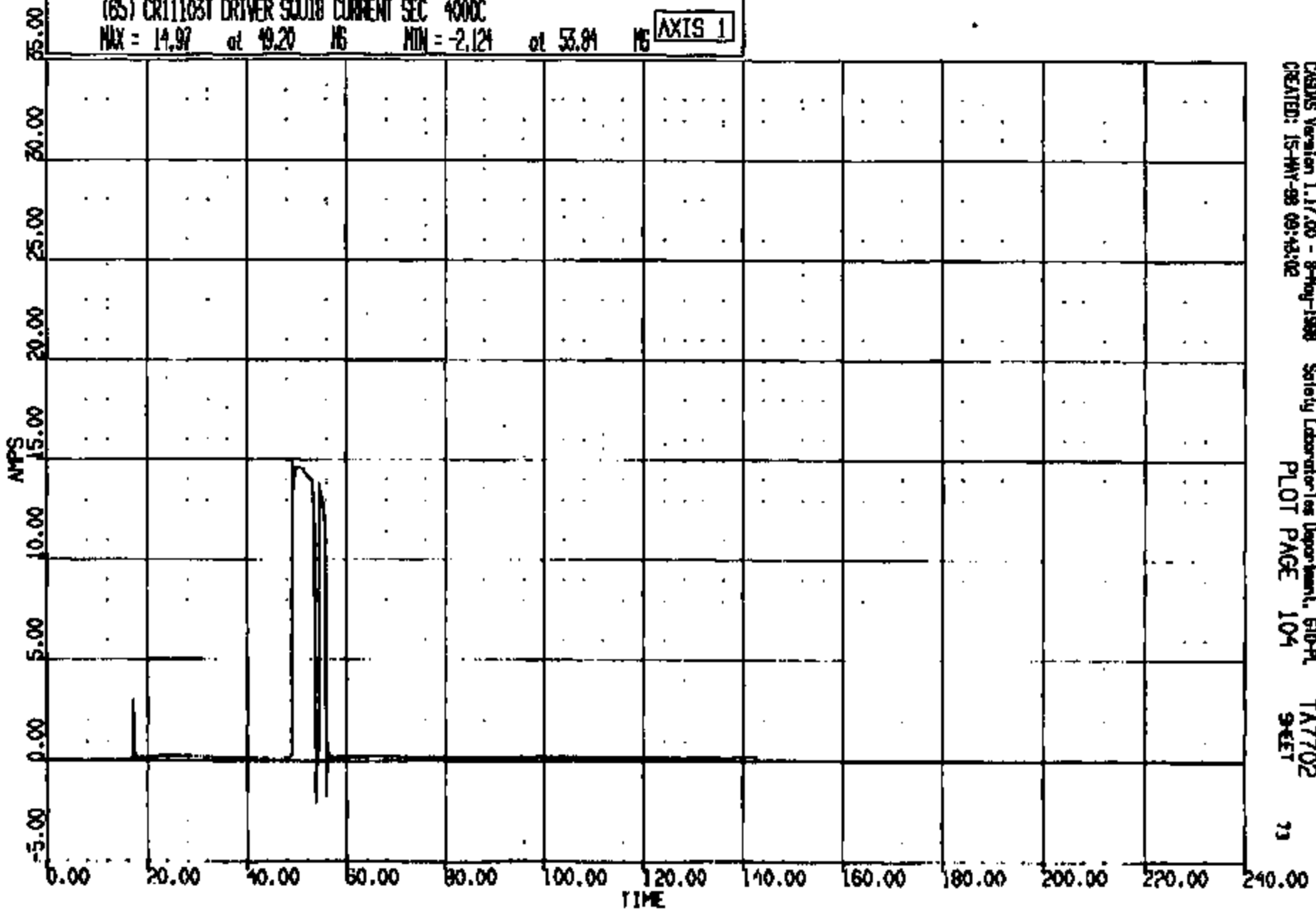


CRIMS Version 1.17.00 - 8-Aug-1998 Safety Laboratories Department, 610-PL TA7702
CREATED: 15-MAY-98 09:45:00 PLOT PAGE 105 SHEET 72

CRTS 0011103

CR R: 11103 TO: TA7702 DATE: 980315 08:57:18
2000 DN-101

(65) CR11103T DRIVER SOLID CURRENT SEC 4000
MAX = 14.97 at 49.20 MS MIN = -2.124 at 53.84 MS **AXIS 1**



CRSIS Version 1.17.00 - 8-May-1998 Safety Laboratories Department, 610-PL TA7702
CREATED: 15-MAY-98 09:43:02 PLOT PAGE 104 SHEET 73

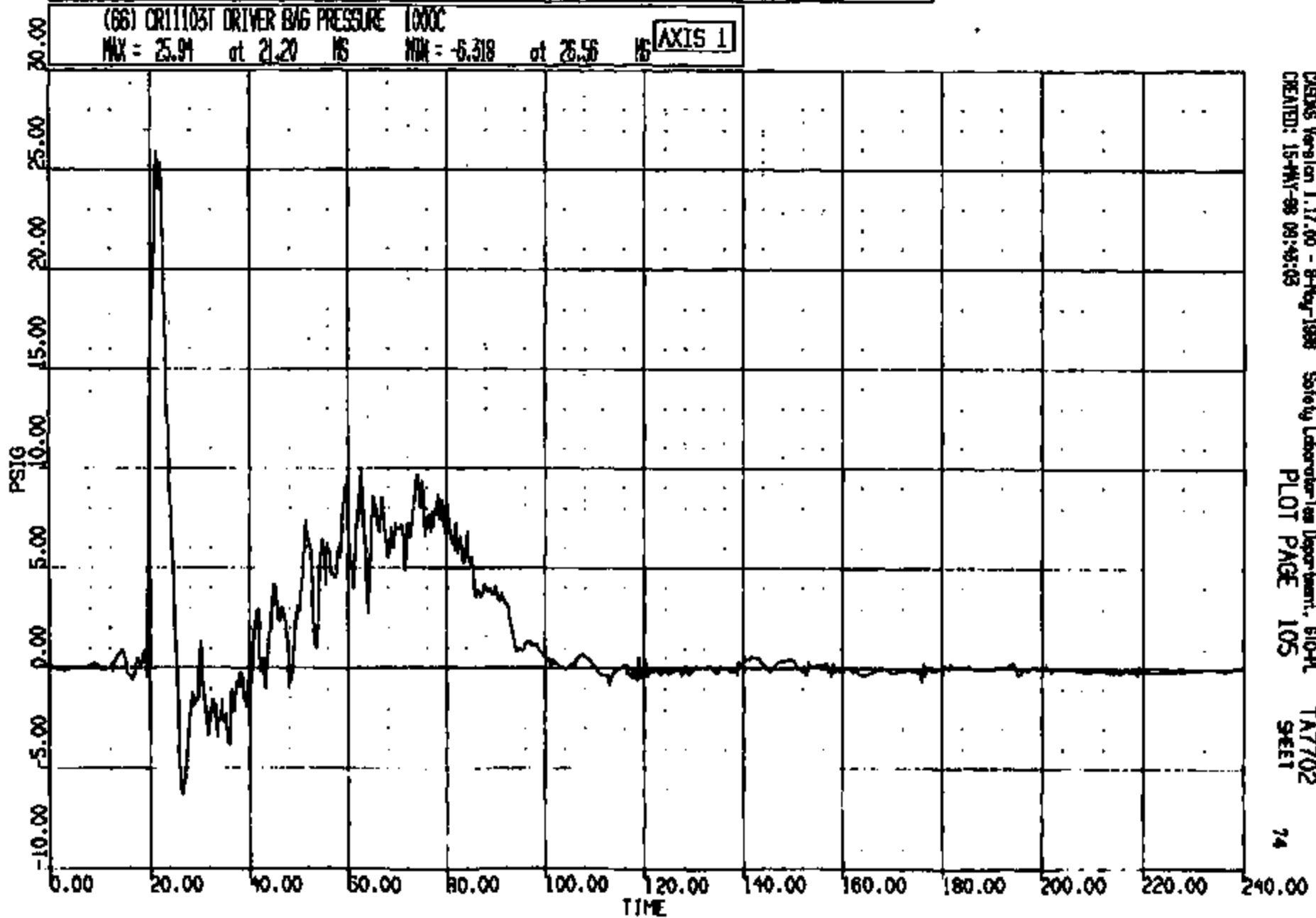
CRIS 0011103

CR R: 11103 TO: TA7702 DATE: 880515 08:57:18
2000 DN-101

(66) CR11103T DRIVER BAG PRESSURE (000C)

MAX = 25.91 at 21.20 MS MIN = -6.318 at 26.56 MS

AXIS 1



CRS Version 1.17.00 - 8-May-1988
CREATED: 15-MAY-88 08:45:03

Safety Laboratories Department, SIOPL
PLOT PAGE 105

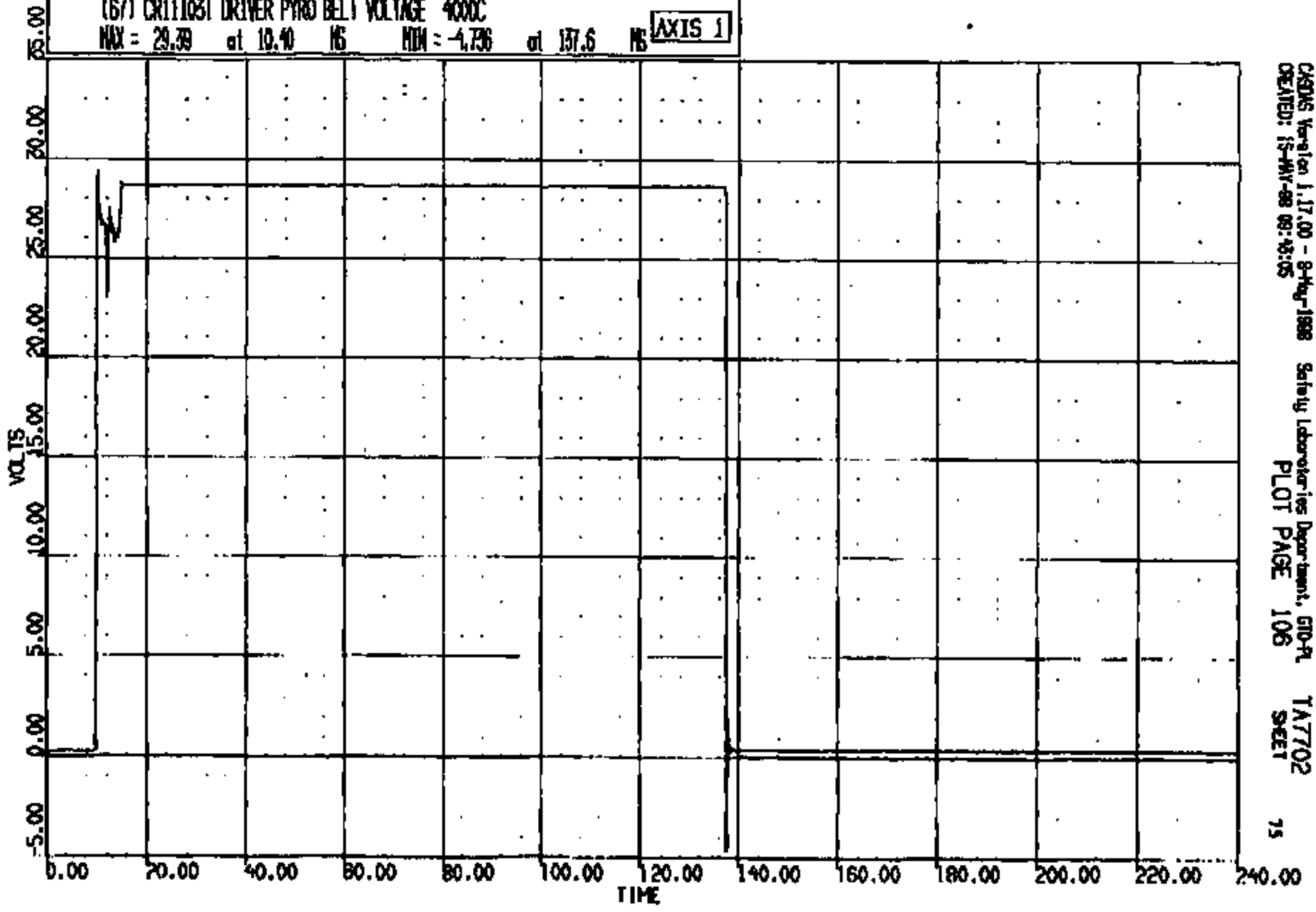
TA7702
SHEET

74

CRIS 0011103

CR R: 11105 TO: TA7702 DATE: 980515 08:37:16
R000 DN-101

(67) CR11105T DRIVER PYRO BELT VOLTAGE 4000C
MAX = 29.39 at 10.40 NS MIN = -4.736 at 137.6 NS [AXIS 1]

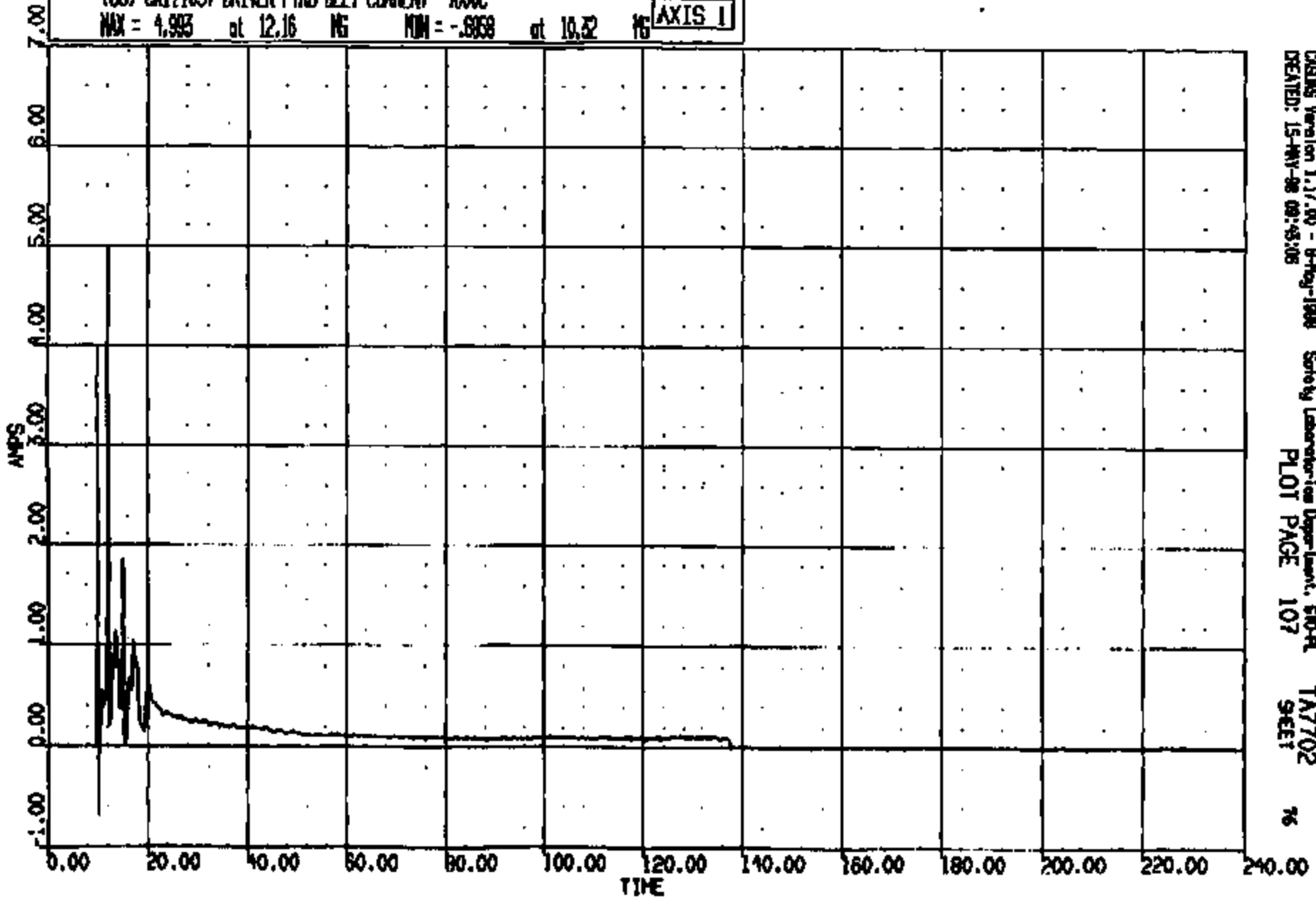


CRONUS Version 1.17.00 - 8-May-1998 Safety Laboratories Department, GPO-PL TA7702
CREATED: 15-MAY-98 09:46:05 PLOT PAGE 106 SHEET 75

CRTS 0011103

CR R: 11103 TO: TA7702 DATE: 980515 08:57:18
2000 DN-101

(58) CR111031 DRIVER PYRO BELT CURRENT 4000C
MAX = 4.993 at 12.16 MS MIN = -.8958 at 10.32 MS **AXIS 1**

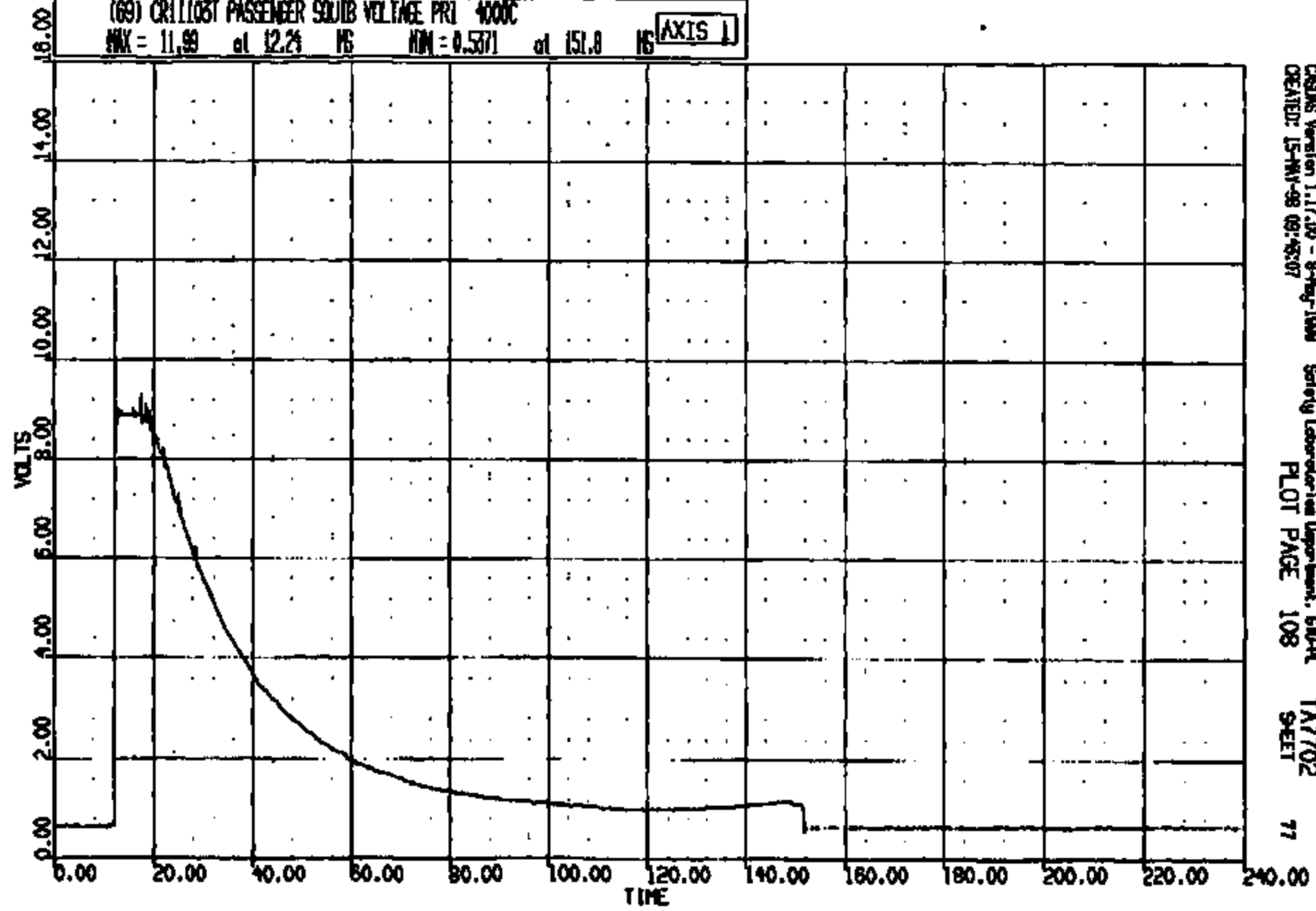


CRSNG Version 1.17.00 - 8-Aug-1998 Safety Laboratory Department, 510-94
CREATED: 15-MAY-98 08:43:08 PLOT PAGE 107 9667 TA7702
%

CRIS 0011103

CR R: 11103 TO: TA7702 DATE: 980515 09:37:18
R000 DN-101

(69) CR11103T PASSENGER SQUIB VOLTAGE PRI 400C
MAX = 11.99 at 12.24 MS MIN = 0.5371 at 151.8 MS [AXIS 1]



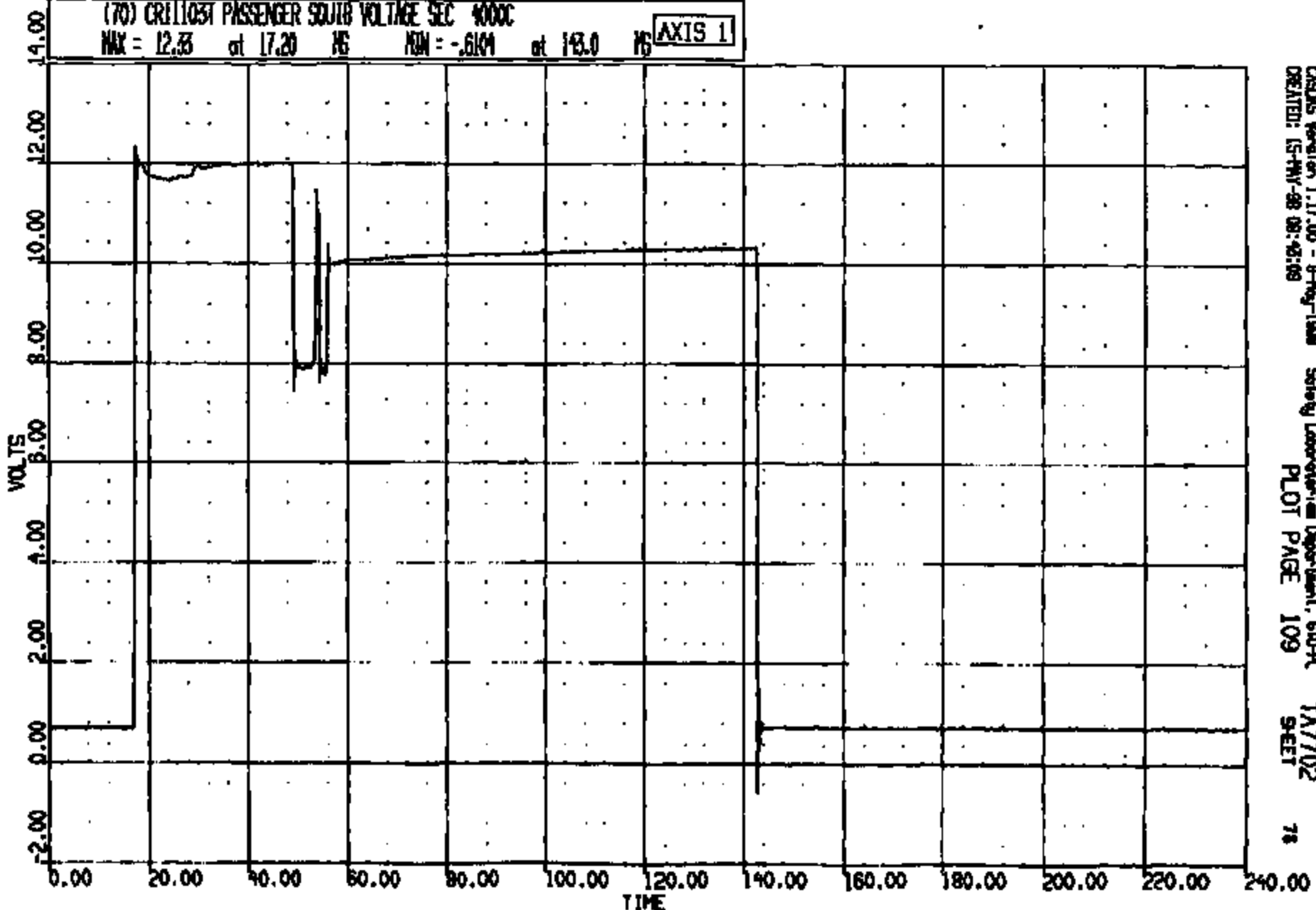
CRDS Version 1.17.00 - 8-May-1999 Safety Laboratory Department, GPO-OL
CREATED: 15-MAY-98 09:48:07 PLOT PAGE 108 TA7702 SHEET 71

CRIS 0011103

CR R: 11103 TO: TA7702 DATE: 980515 09:37:10
2000 ON-101

(70) CREW1031 PASSENGER SOUTH VOLTAGE SEC 4000C
MAX = 12.33 at 17.20 MS MIN = -.6104 at 143.0 MS

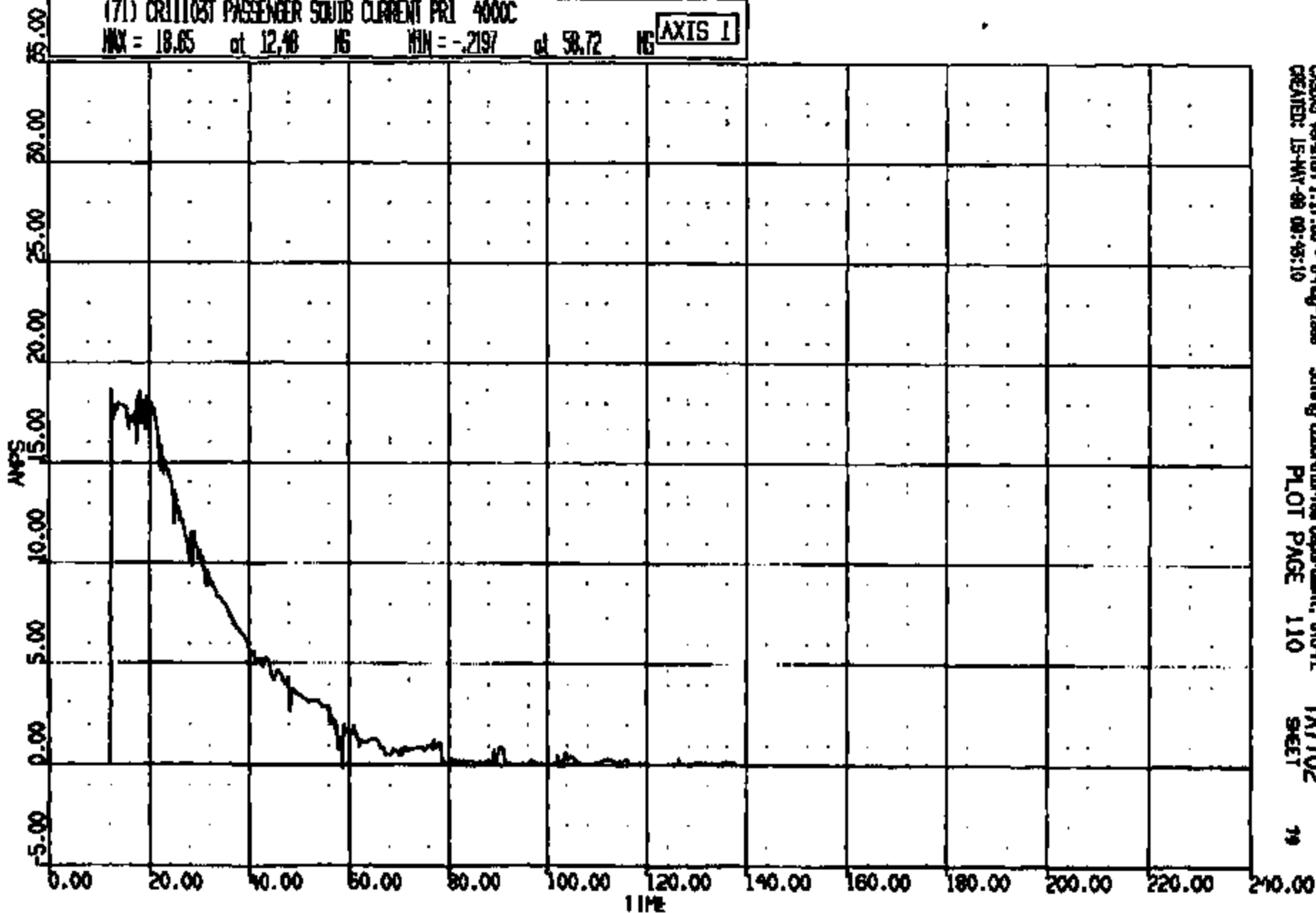
AXIS 1



CASDS Version 1.17.00 - 9-May-1998 Safety Laboratory Department, 610-P
CREATED: 15-MAY-98 08:43:08 PLOT PAGE 109 TA7702
SHEET

CR R: 11103 TO: TA7702 DATE: 990515 08:57:16
2000 DN-101

(71) CR111031 PASSENGER SOUTH CURRENT PRL 4000C
MAX = 18.65 at 12.46 NS MIN = -.2197 at 58.72 NS **AXIS 1**



CRSUS Version 1.17.00 - 8-May-1998
CREATED: 15-MAY-98 08:45:10

Safety Laboratories Department, 610-PL
PLOT PAGE 110

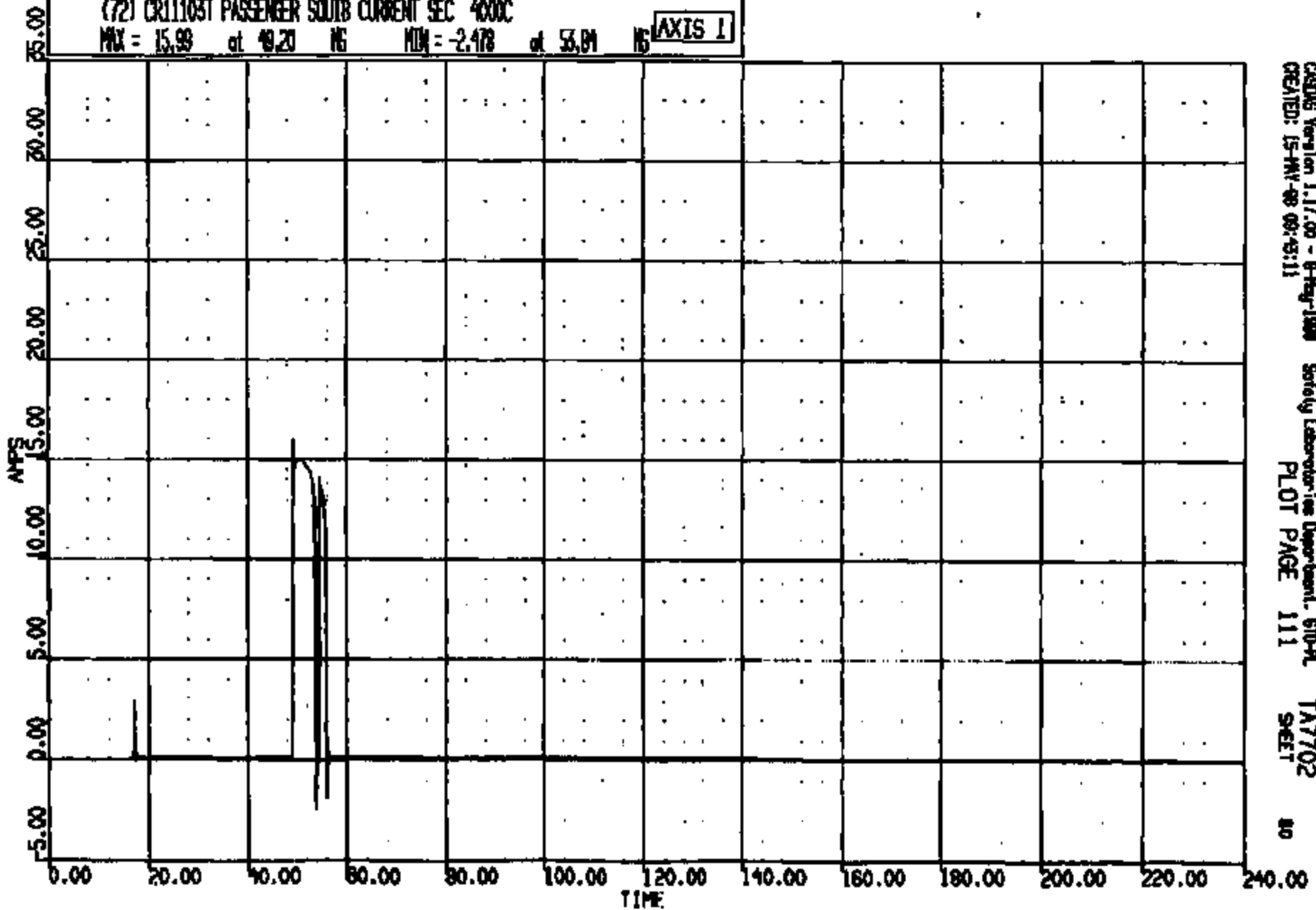
TA7702
SHEET

79

CRTS 0011103

CR #: 11103 TO: TAY702 DATE: 980515 09:27:18
2000 DN-101

(72) CR11103T PASSENGER SOUTH CURRENT SEC 400C
MAX = 15.99 at 49.20 NG MIN = -2.478 at 53.84 NG **AXIS 1**

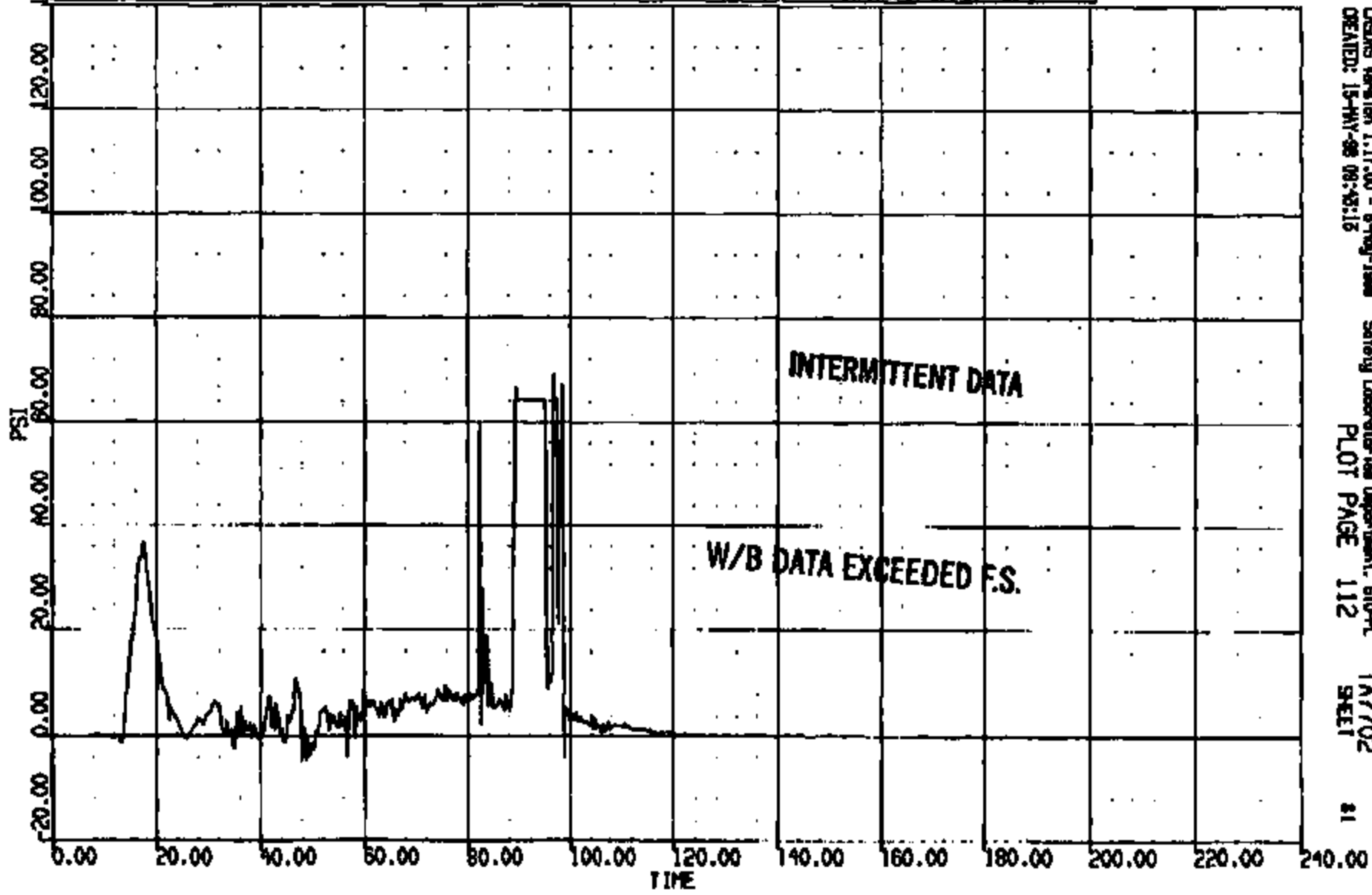


CAQMS Version 1.17.00 - 6-Feb-1999 Safety Laboratories Department, 610-PL TAY702
CREATED: 15-MAY-98 09:43:11 PLOT PAGE 111 SHEET 80

CRTS 0011103

CR R: 1105 TO: TA7702 DATE: 880515 08:27:18
2000 DN-101

(73) CR11031 PASSENGER BAG PRESSURE 1000C
MAX = 69.12 at 95.80 MS MIN = -4.796 at 98.80 MS **AXIS 1**
APPLY KEY:
W - Wideband data exceeded full scale
B - Wideband data 250.0% of full scale
A - All data < 12.0% of full scale
S - > 1 percent effect of T-zero



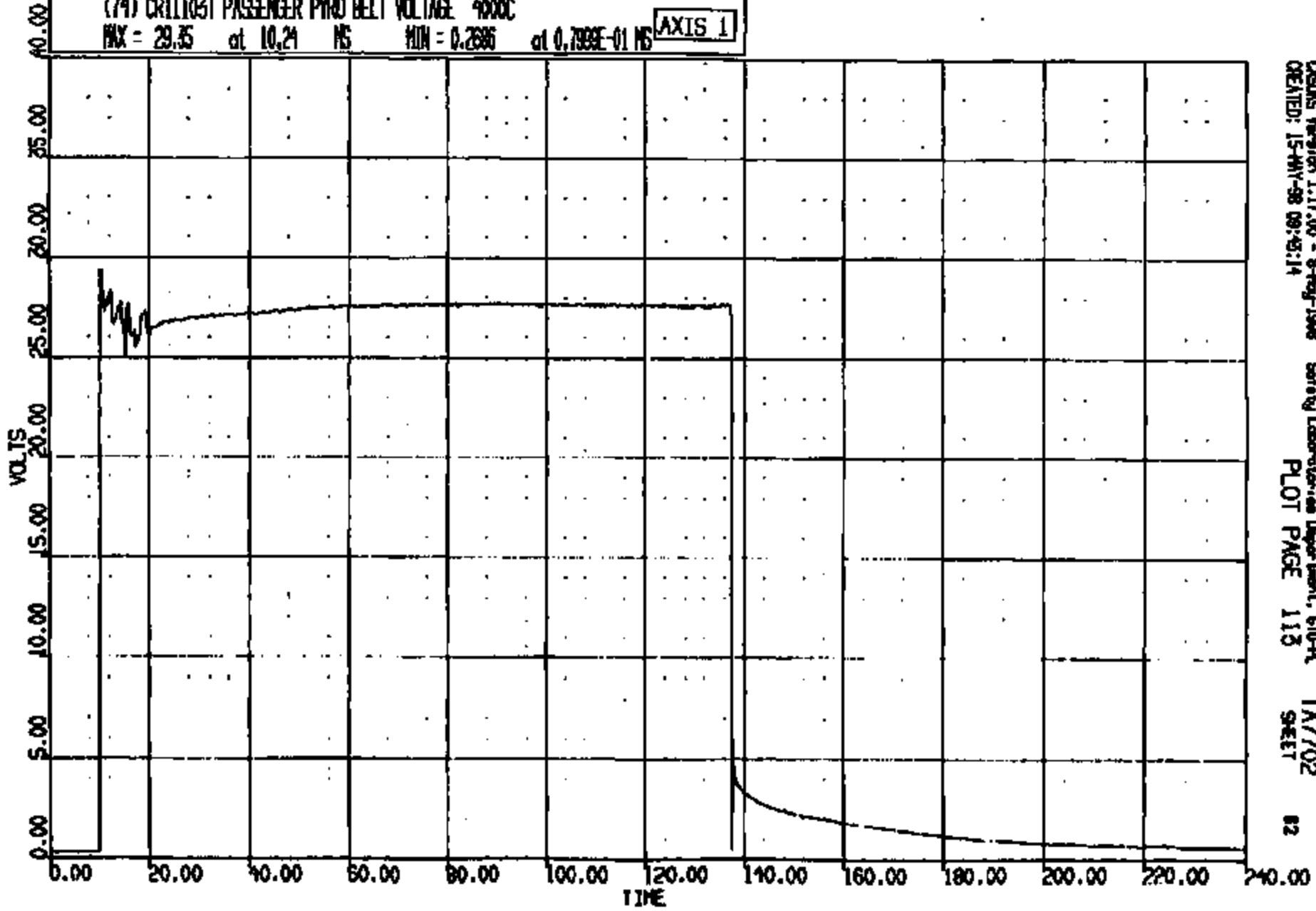
CSDMS Version 1.17.00 - 8-May-1988 Safety Laboratories Department, SIO-PL TA7702
CREATED: 15-MAY-88 08:43:15 PLOT PAGE 112 SHEET 81

CRTS 0011103

CR R: 11105 TO: TA7702 DATE: 980515 08:27:18
2000 DN-101

(74) CR11103T PASSENGER PYRO BELT VOLTAGE 4000C
MAX = 29.35 at 10.24 MS MIN = 0.2686 at 0.799E-01 MS

AXIS 1

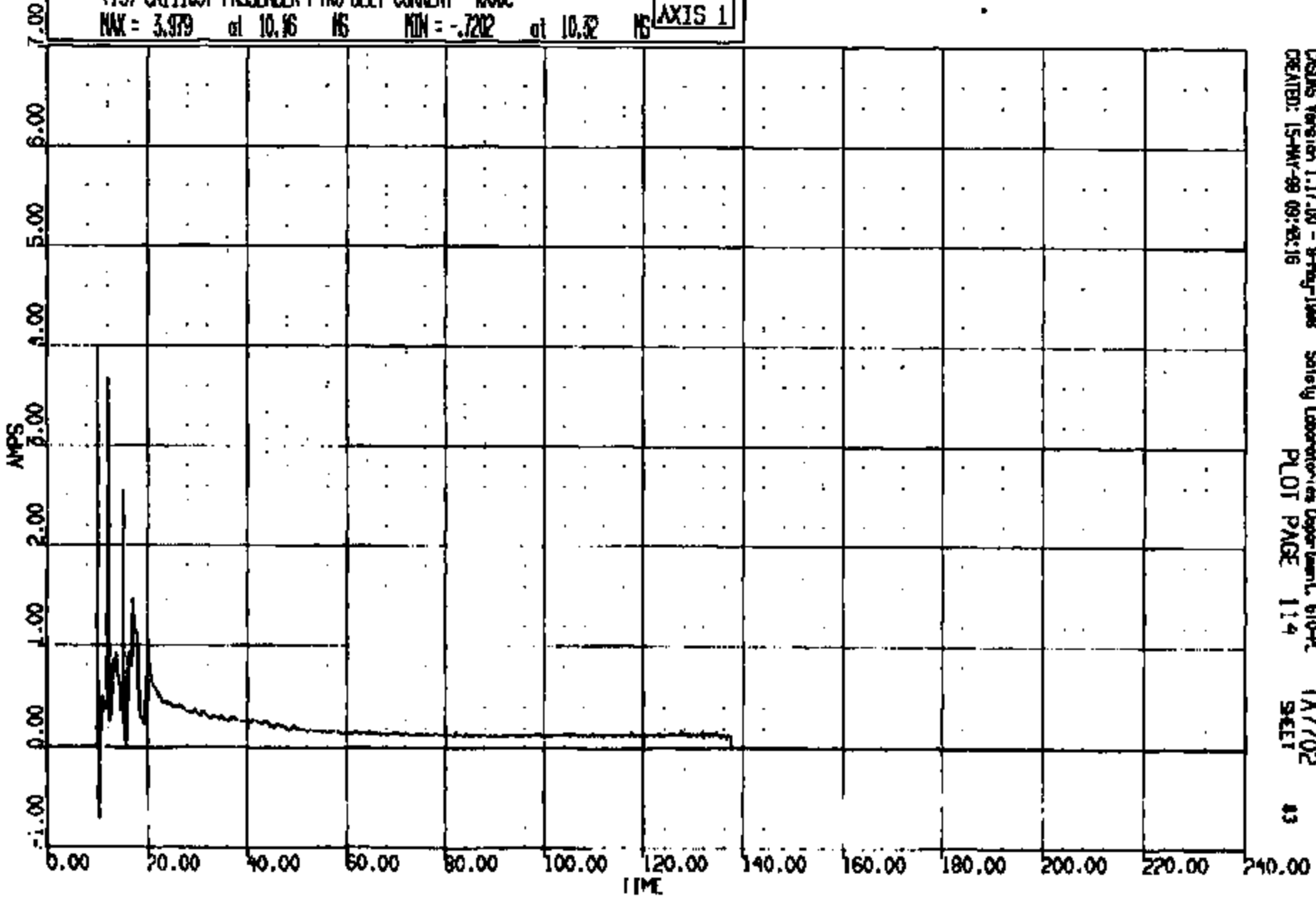


CRS015 Version 1.17.00 - 8-Aug-1998 Safety Laboratory Department, 610-A
CREATED: 15-MAY-98 09:43:14 PLOT PAGE 113 TA7702
SHEET 82

CRIS 0011103

RCR R: 11103 TO: TA7702 DATE: 980515 08:37:18
8000 DN-101

(75) CR1103T PASSENGER PYRO BELT CURRENT 4000C
MAX = 3.979 at 10.16 MS MIN = -.7202 at 10.32 MS AXIS 1

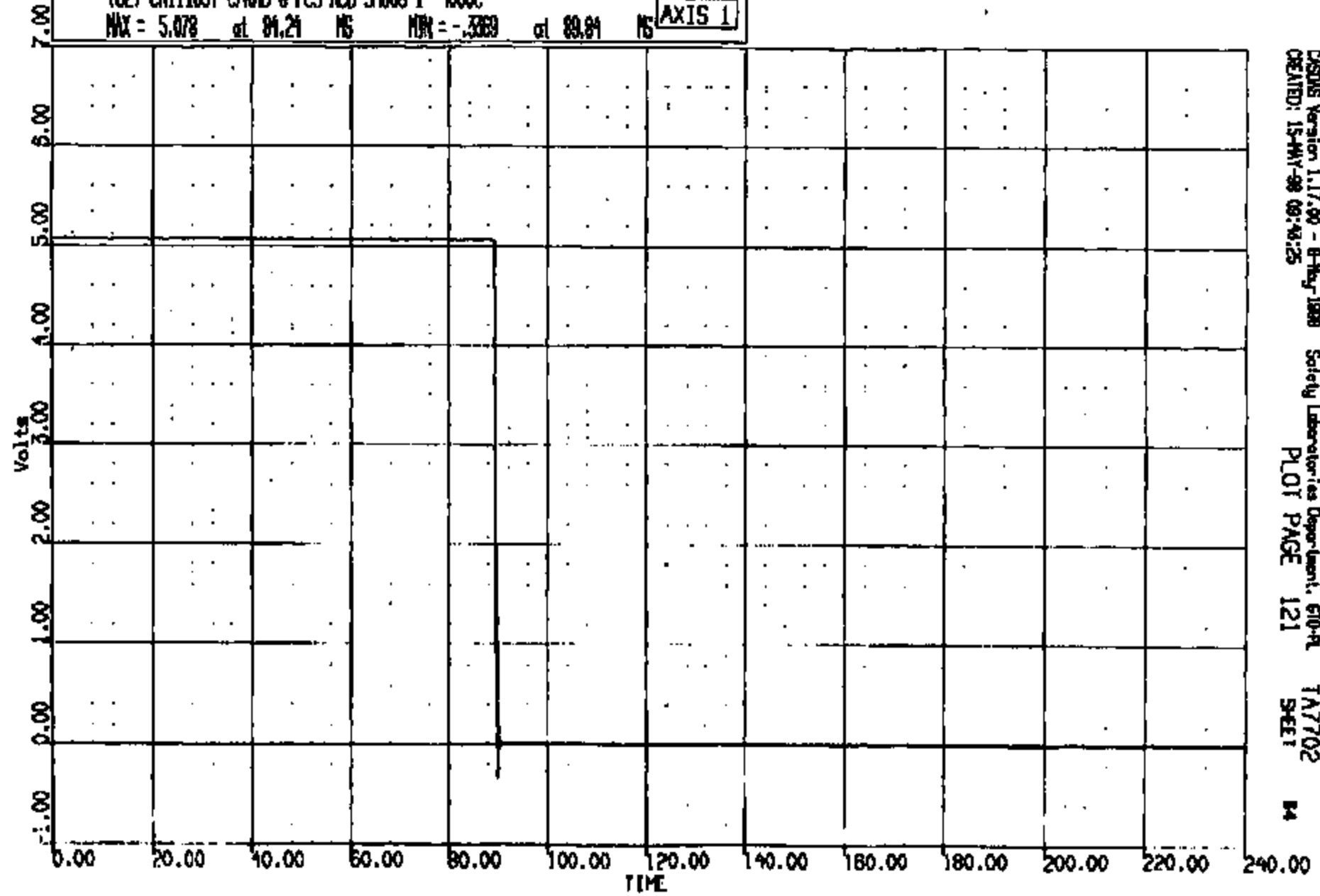


CASDS Version 1.17.00 - 8-May-1998 Safety Laboratory Department, 610-PC TA7702
CREATED: 15-MAY-98 09:45:18 PLOT PAGE 114 SHEET 43

CRTS 0011103

CR R: 11103 TO: TA7702 DATE: 980516 08:57:16
2000 DN-101

(82) CR11103T C/RAD @ FCS ACD S4008-1 4000C
MAX = 5.078 at 81.24 MS MIN = -.3889 at 89.84 MS **AXIS 1**



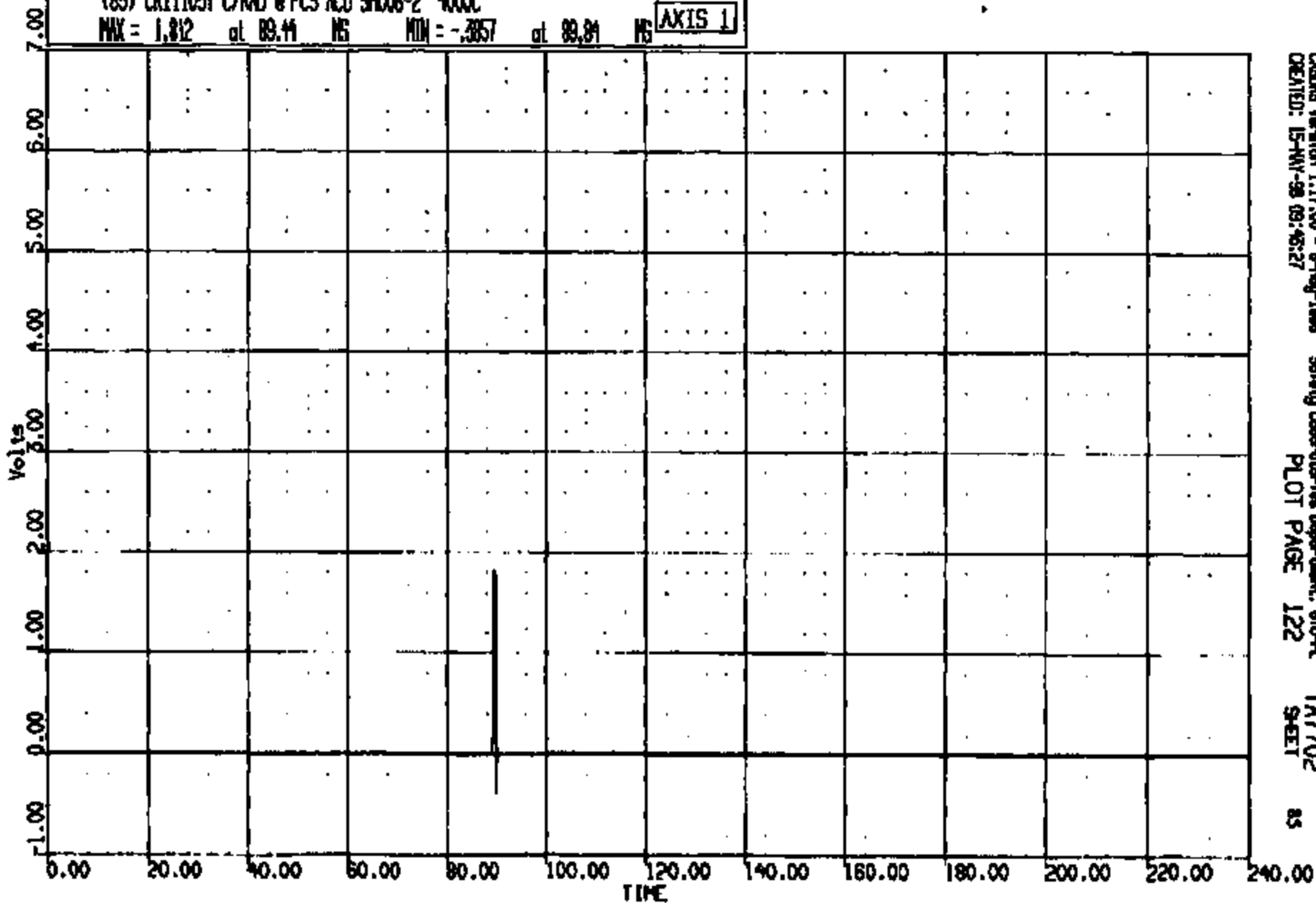
CASIMS Version 1.17.00 - 8-May-1998 Safety Laboratories Department, 610-A
CREATED: 15-MAY-98 09:46:25 PLOT PAGE 121 SHEET 14

CRIS 0011103

CR R: 11108 TO: TA7702 DATE: 880518 08:37:18
R000 DN-101

(85) CR11103T C/RAD @ FCS AGO 9M008-2 4000
MAX = 1.812 at 89.44 NS MIN = -.3857 at 89.84 NS

AXIS 1



CRSNG Version 1.17.00 - 8-May-1988
CREATED: 15-MAY-98 09:45:27

Safety Laboratories Department, 610-PL
PLOT PAGE 122

TA7702
SHEET

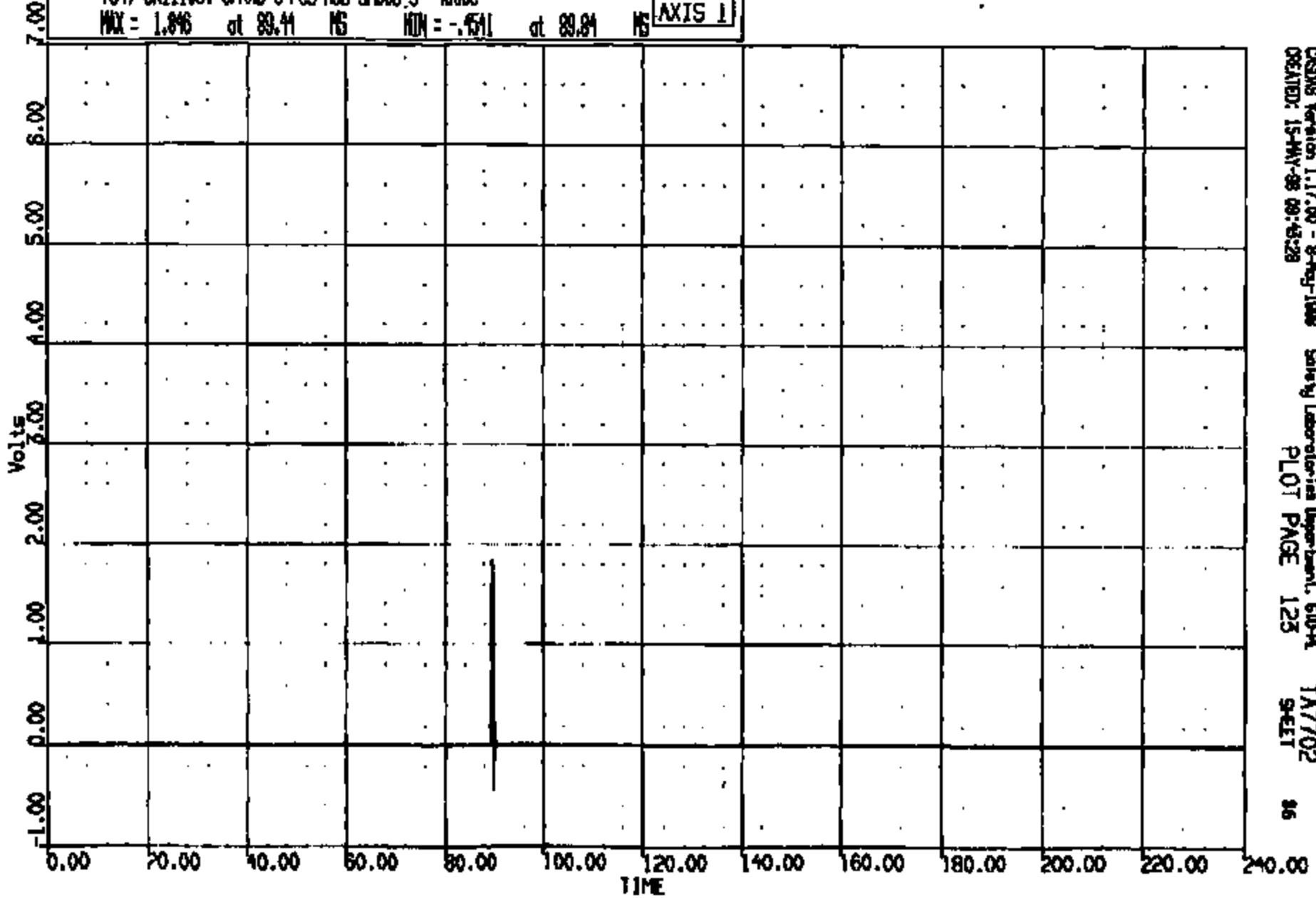
85

CR11103

CR R: 11103 TD: TA7702 DATE: 980515 08:37:18
2000 DN-101

(89) CR11103T C/RND @ FCS ACC 97008-3 4000C
MAX = 1.846 at 89.41 NS MIN = -.4511 at 89.84 NS

AXIS 1



OSDS Version 1.17.00 - 8-May-1998
CREATED: 15-MAY-98 08:43:28

Safety Laboratories Department, 610-A
PLOT PAGE 123

TA7702
SHEET

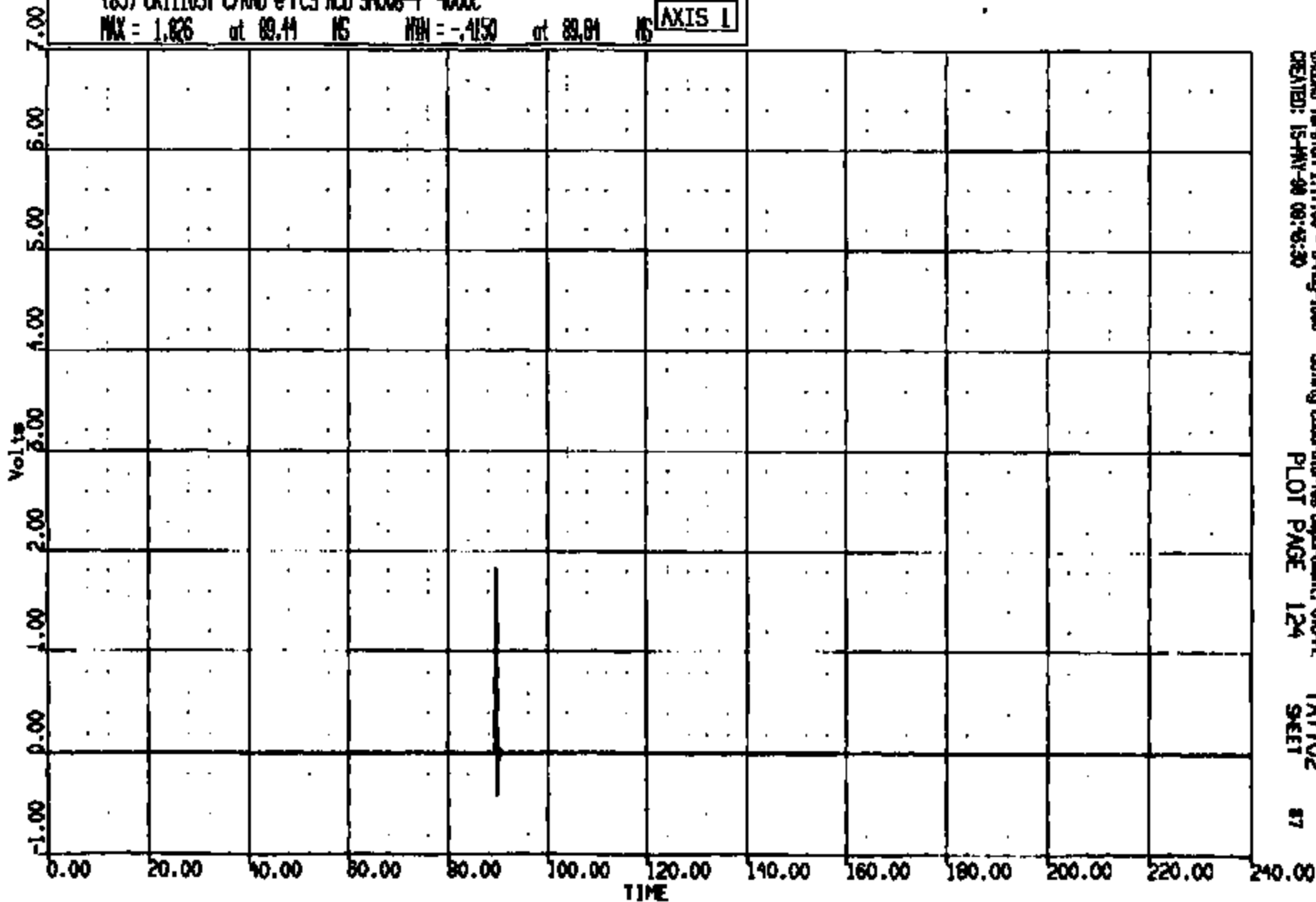
86

CRTS 0011103

CR R: 11105 TO: TA7702 DATE: 980515 08:37:16
2000 ON-101

(85) CRIT103T C/RAD @ FCS ACD SMO08-4 4000C
MAX = 1.026 at 89.44 NS MIN = -.4150 at 89.84 NS

AXIS 1



CRMS Version 1.17.00 - 9-Aug-1998
CREATED: 15-MAY-98 08:45:30

Safety Laboratories Department, 610-91
PLOT PAGE 124

TA7702
SHEET

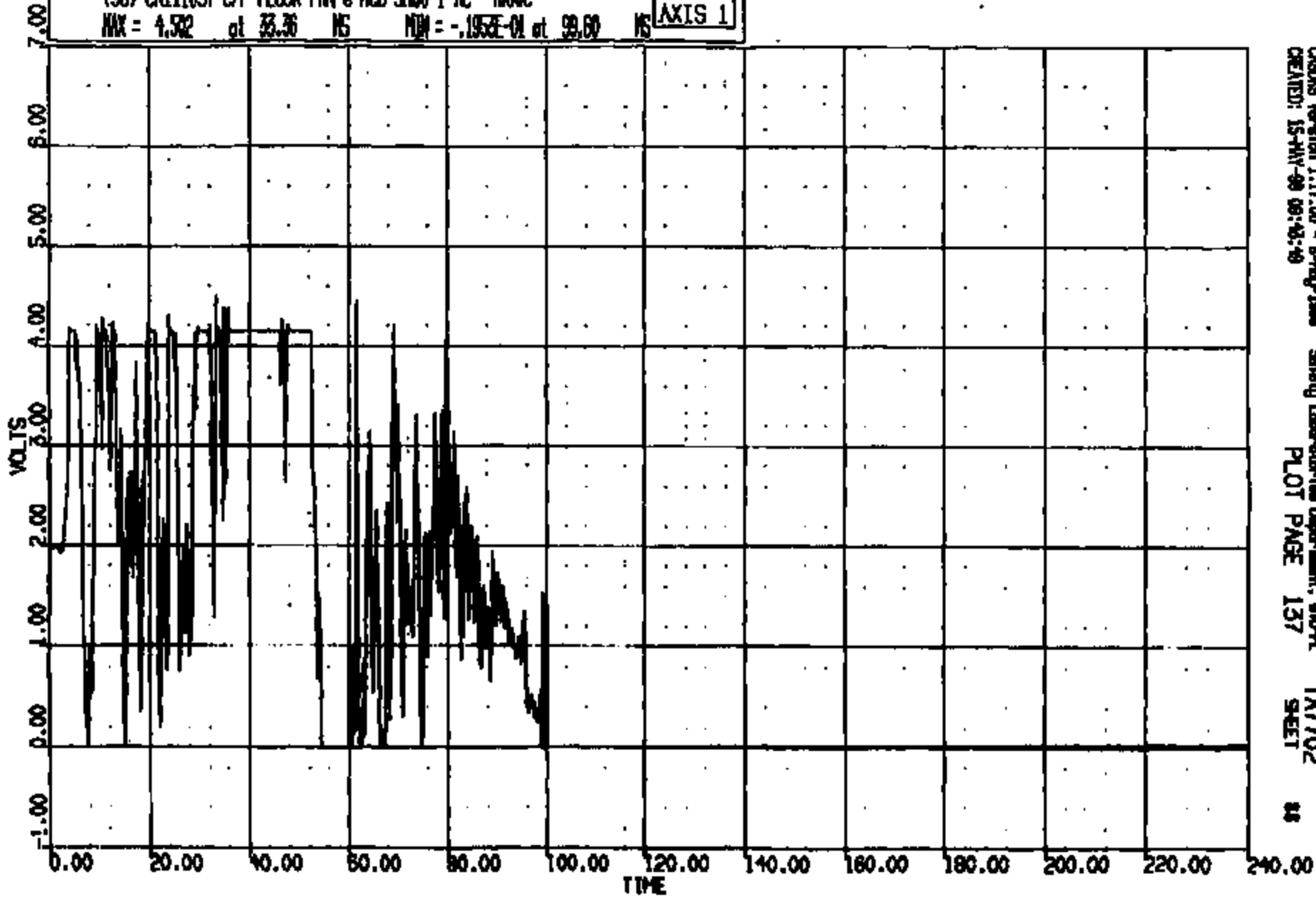
87

CRIS 0011103

CR R: 11105 TD: TA7702 DATE: 980515 08:57:18
2000 DN-101

(98) CR11031 C/F FLOOR PAN @ ACD SMO-1 AC 4000C
MAX = 4.532 at 33.36 MS MIN = -.1952E-01 at 99.60 MS

AXIS 1



CRSIS Version 1.17.00 - 8-May-1998
CREATED: 15-MAY-98 08:43:49

Safety Laboratory Department, SDO-PL
PLOT PAGE 137

TA7702
SHEET

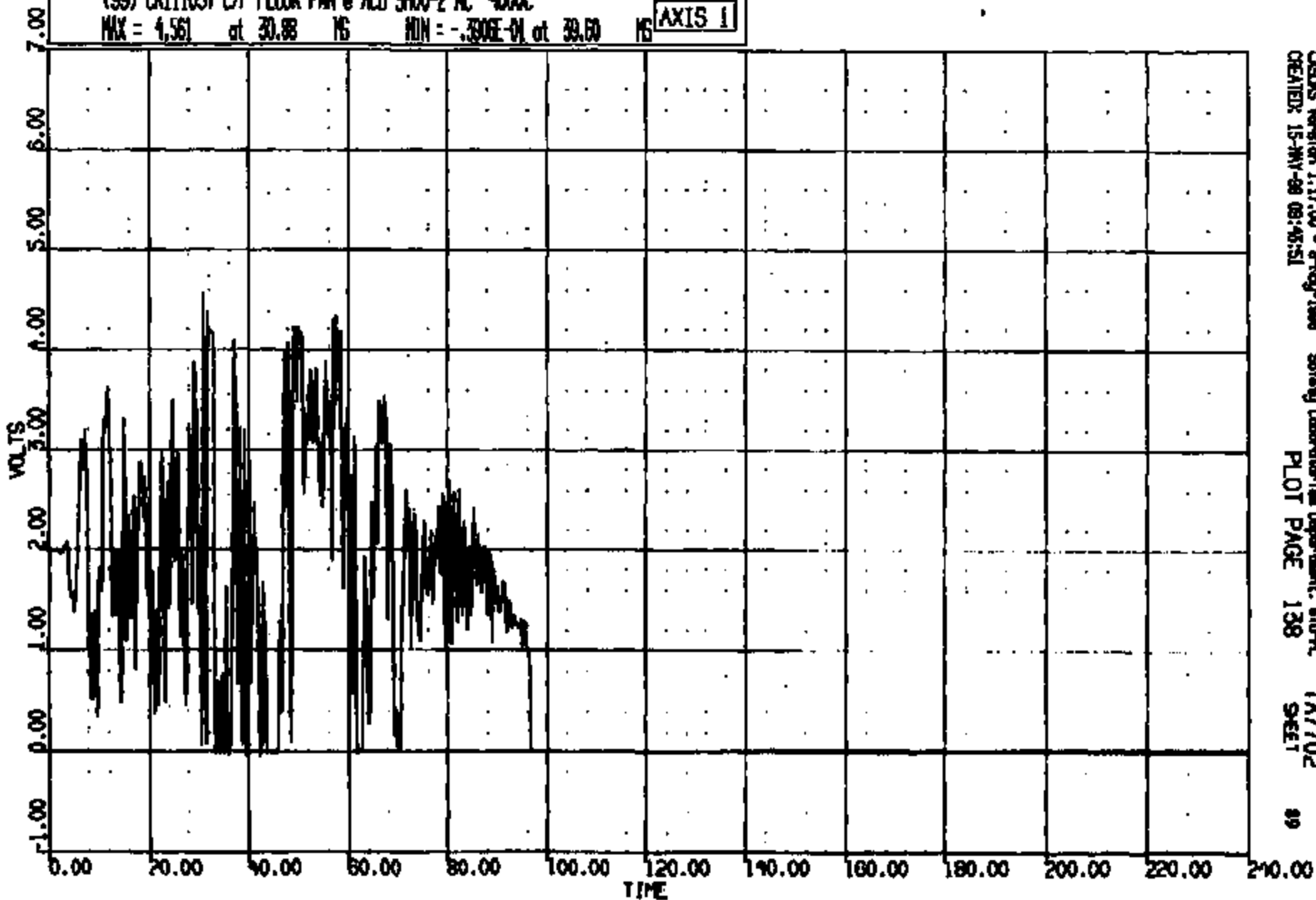
18

CRIS 0011103

CR # 11103 TO: TA7702 DATE: 980515 08:57:16
2000 DN-101

(99) CR111031 C/F FLOOR PAN @ ACO SMO-2 AC 4000C
MAX = 4.561 at 30.98 MS MIN = -.330E-04 at 39.60 MS

AXIS 1



CRS Version 1.17.00 - 8-Aug-1998
CREATED: 15-MAY-98 08:45:51

Safety Laboratories Department, STD-PL
PLOT PAGE 139

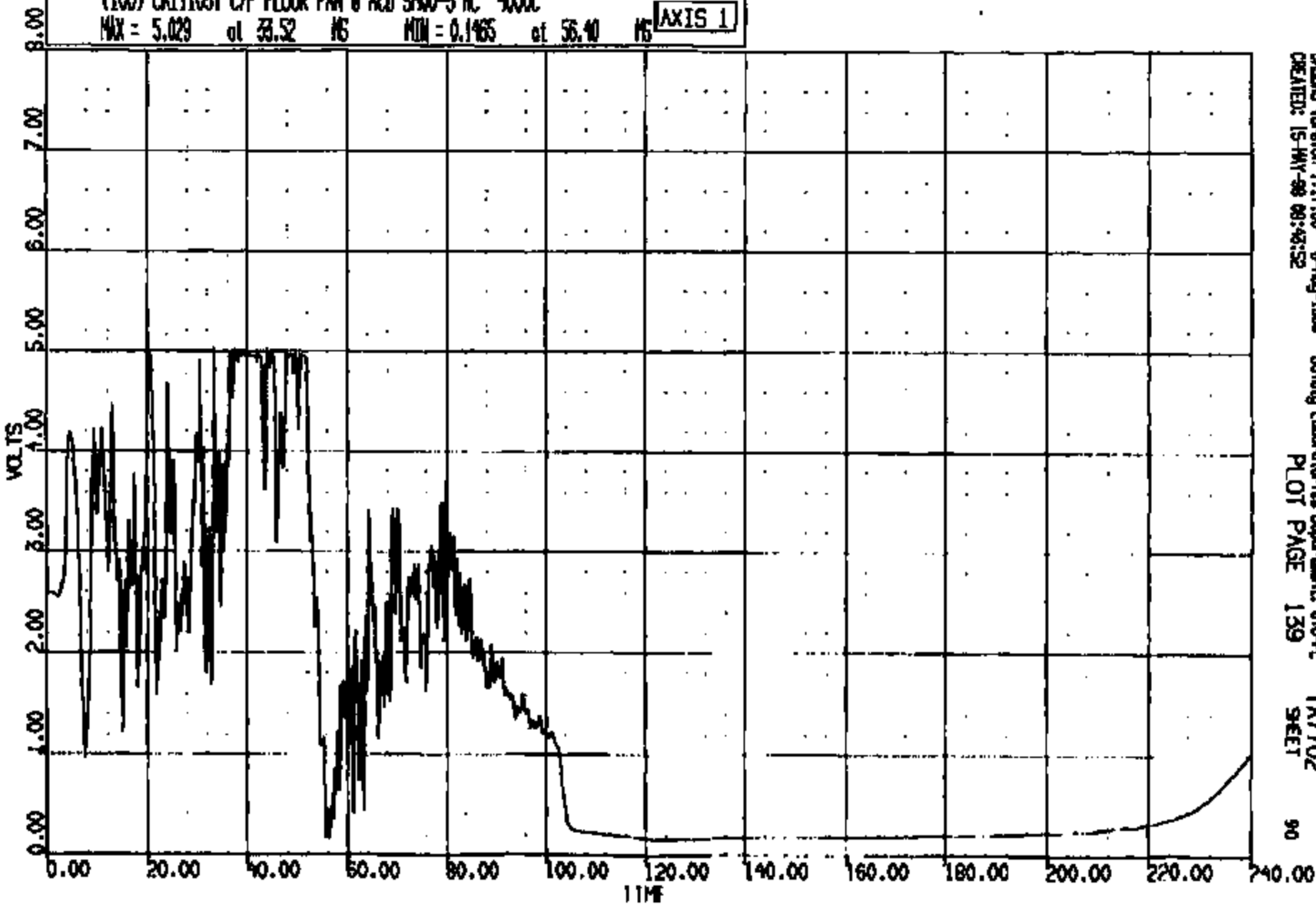
TA7702
SHEET

89

CRIS 0011103

CR R: 11103 TO: TA7702 DATE: 980615 08:27:16
2000 DN-101

(100) CR111031 C/F FLOOR PAN @ ACQ SMO-3 AC 4000C
MAX = 5.029 at 33.52 MS MIN = 0.1465 at 56.40 MS **AXIS 1**



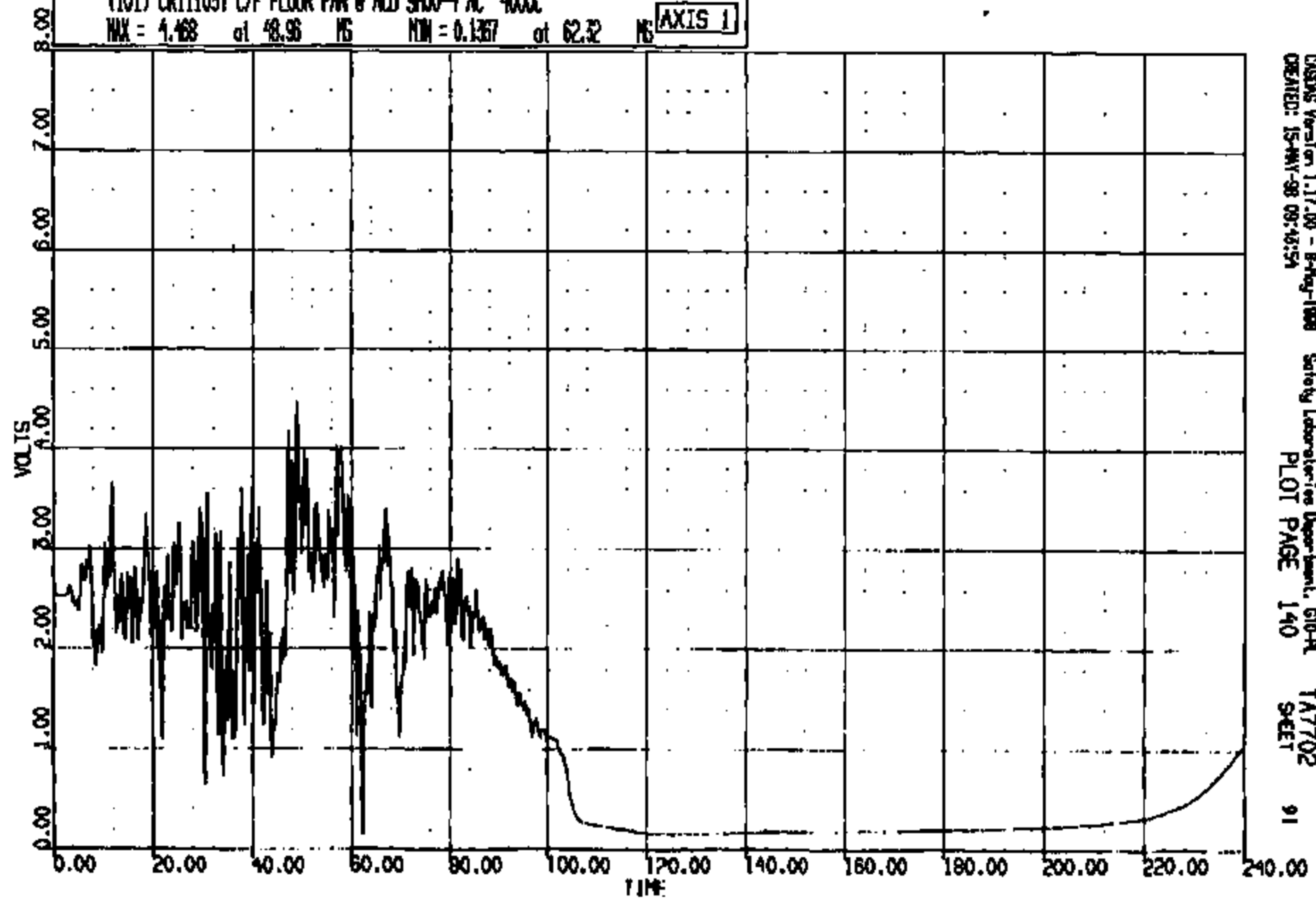
CRTS 0011103

STATUS Version 1.17.00 - 8-May-1998 Safety Laboratory/Res Department, 610-PL TA7702
CREATED: 15-MAY-98 08:42:52 PLOT PAGE 139 SHEET 90

CR R: 11103 TO: TA7702 DATE: 090515 09:37:10
2000 DN-101

(101) CR11103T C/F FLOOR PAN @ ACD 9400-4 AC 4000C
MAX = 4.468 at 48.96 MS MIN = 0.1367 at 62.32 MS

AXIS 1

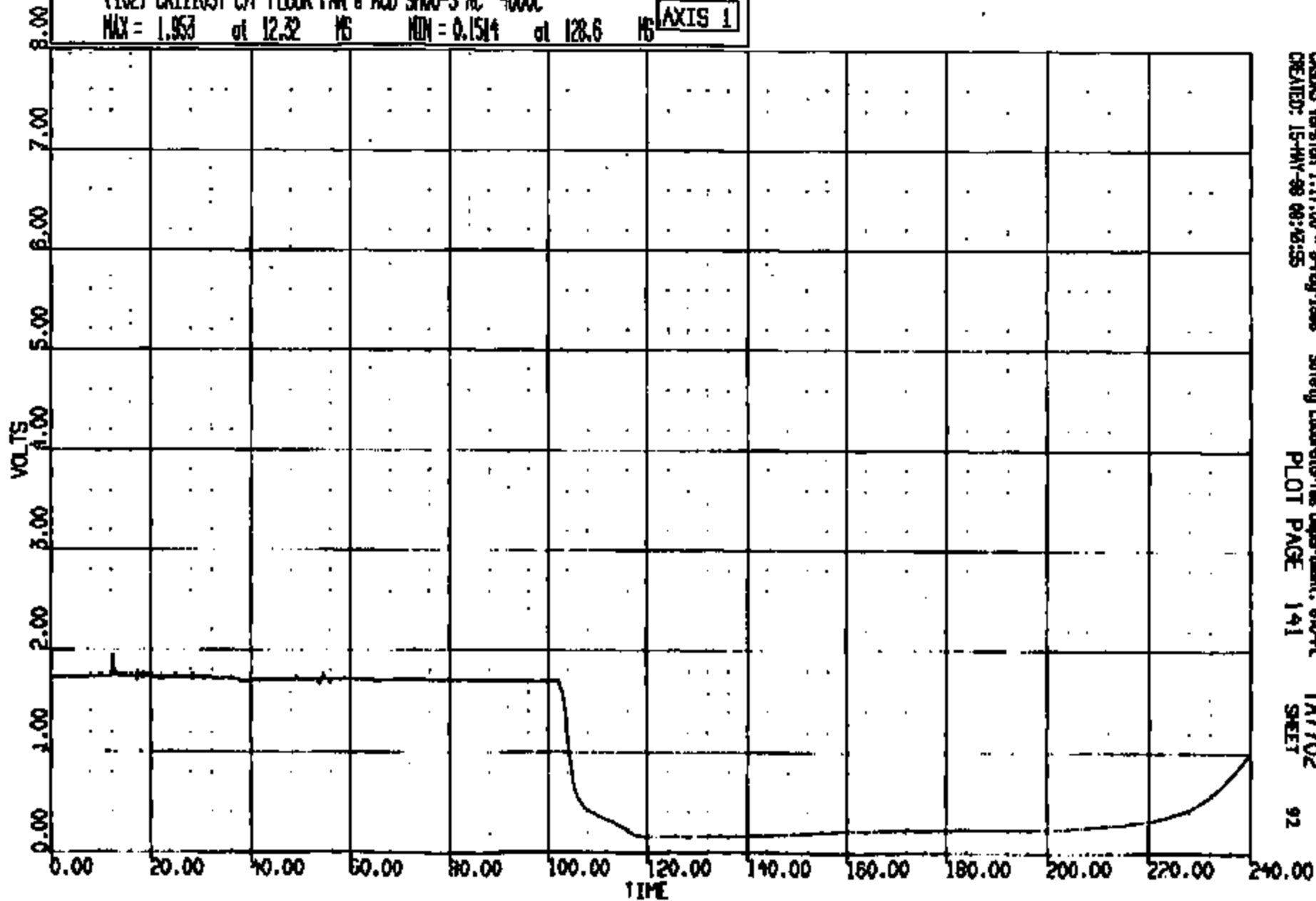


CASAS Version 1.17.00 - 8-May-1998 Safety Laboratories Department, GPO-PL TA7702
CREATED: 15-MAY-98 09:46:54 PLOT PAGE 140 SHEET 91

CRIS 0011103

OR R: 1105 TO: TAT702 DATE: 220515 08:37:16
2000 DN-101

(102) CR11037 C/F FLOOR PAN @ ACID SMO-5 AC 4000C
MAX = 1.953 at 12.32 MS MIN = 0.1514 at 128.6 MS **AXIS 1**

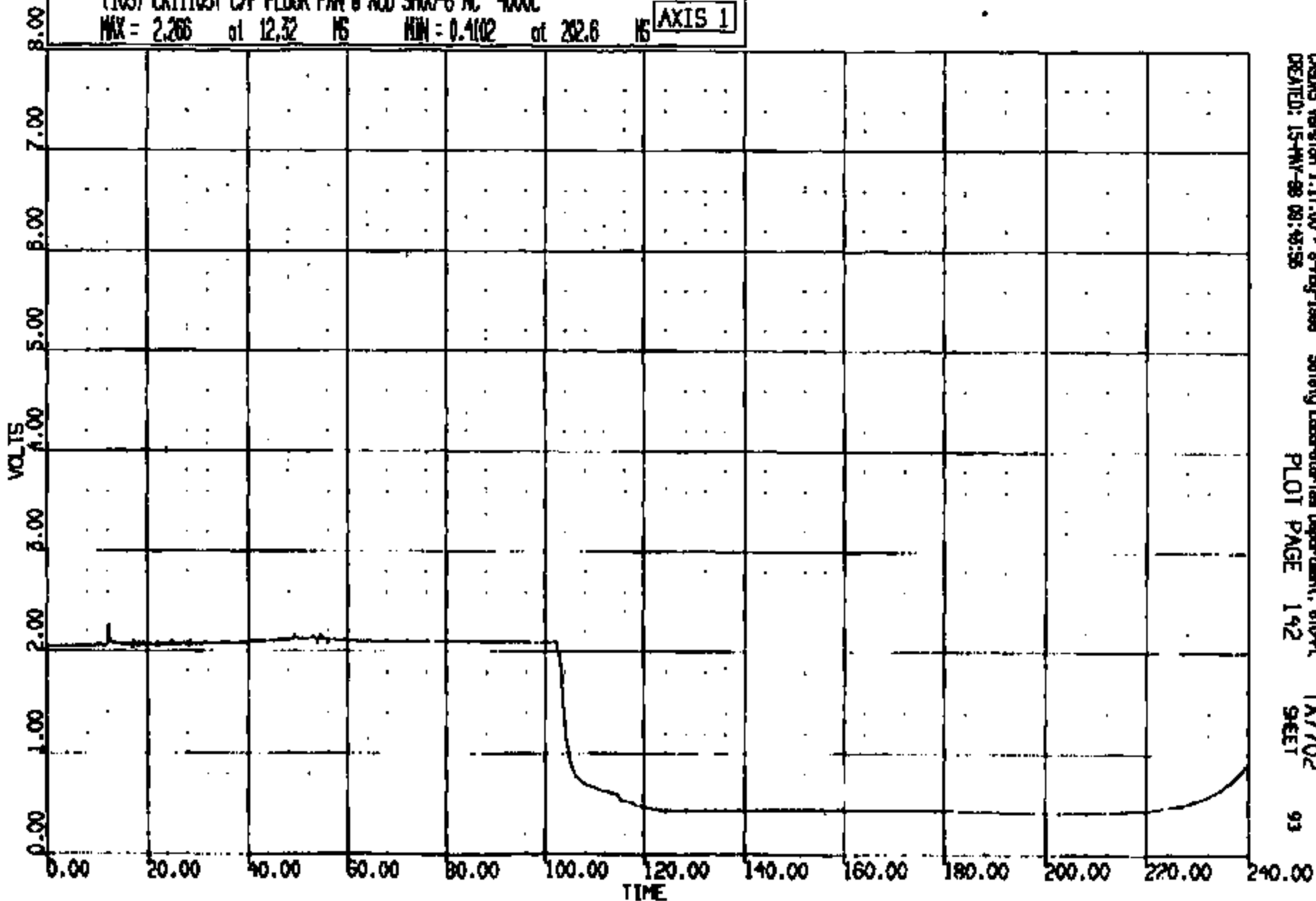


CASUS Version 1.17.00 - 9th of 1998 Safety Laboratories Department, 610-R TAT702
CREATED: 15-MAY-98 08:42:55 PLOT PAGE 141 SHEET 92

CRTS 001103

CR R: 11103 TO: TAT702 DATE: 990515 08:27:18
2000 DN-101

(103) CR11103T C/F FLOOR PAN @ AOD 5M00-6 AC 4000C
MAX = 2.266 at 12.32 MS MIN = 0.4102 at 202.6 MS **AXIS 1**



CASINS Version 1.17.00 - 8-May-1999
CREATED: 15-MAY-99 08:49:56

Safety Laboratories Department, 610-PL
PLOT PAGE 142

TAT702
SHEET

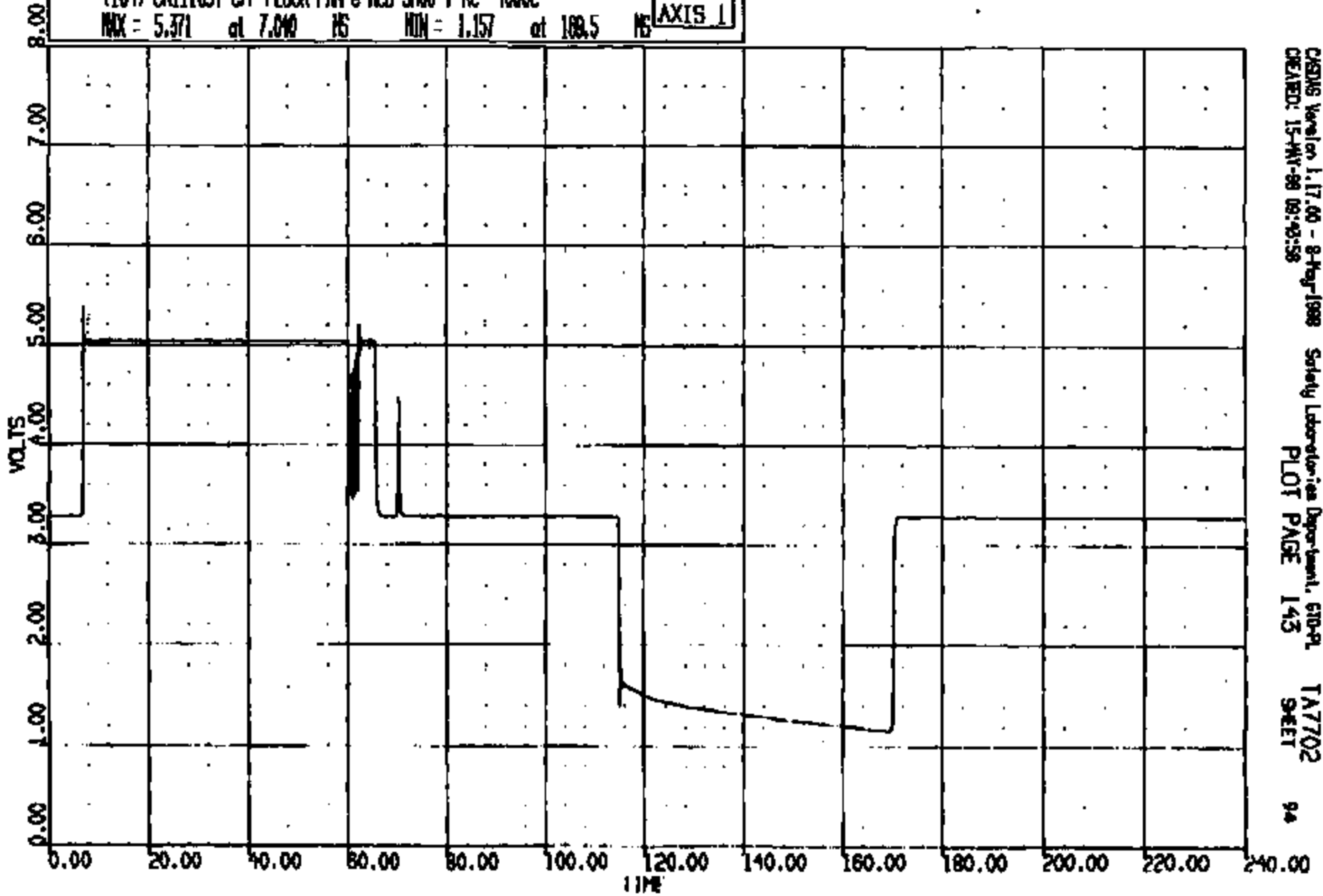
93

CRTS 0011103

CR R: 11103 TO: TA7702 DATE: 980515 08:37:18
2000 DN-101

(104) CR11103T C/F FLOOR PAN @ ACD SH00-7 AC 4000C
MAX = 5.371 at 7.040 MS MIN = 1.157 at 108.5 MS

AXIS 1



CASING Version 1.17.00 - 8-May-1998
CREATED: 15-MAY-98 08:42:58

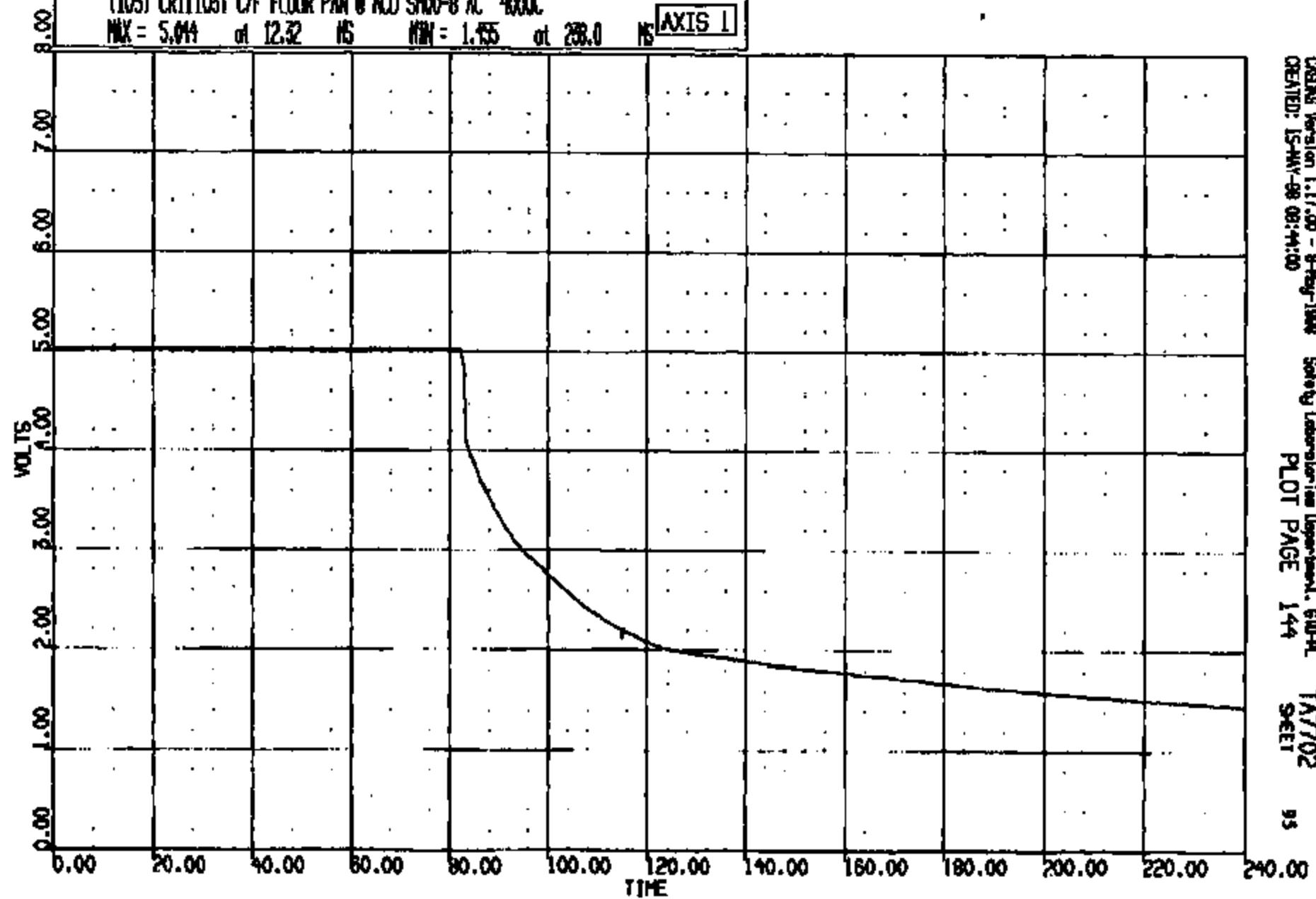
Safety Laboratories Department, 610-PL
PLOT PAGE 143

TA7702
SHEET

CR R: 11105 TO: TA7702 DATE: 880515 08:37:18
2000 DN-101

(105) CR11105T C/F FLOOR PAN @ AC0 SMO-0 AC 4000C
MAX = 5.044 at 12.32 NS MIN = 1.555 at 238.0 NS

AXIS 1



CRIMS Version 1.17.00 - 8-Aug-1998 Safety Laboratory Department, 610-A
CREATED: 15-MAY-98 08:44:00 PLOT PAGE 144 TA7702
95

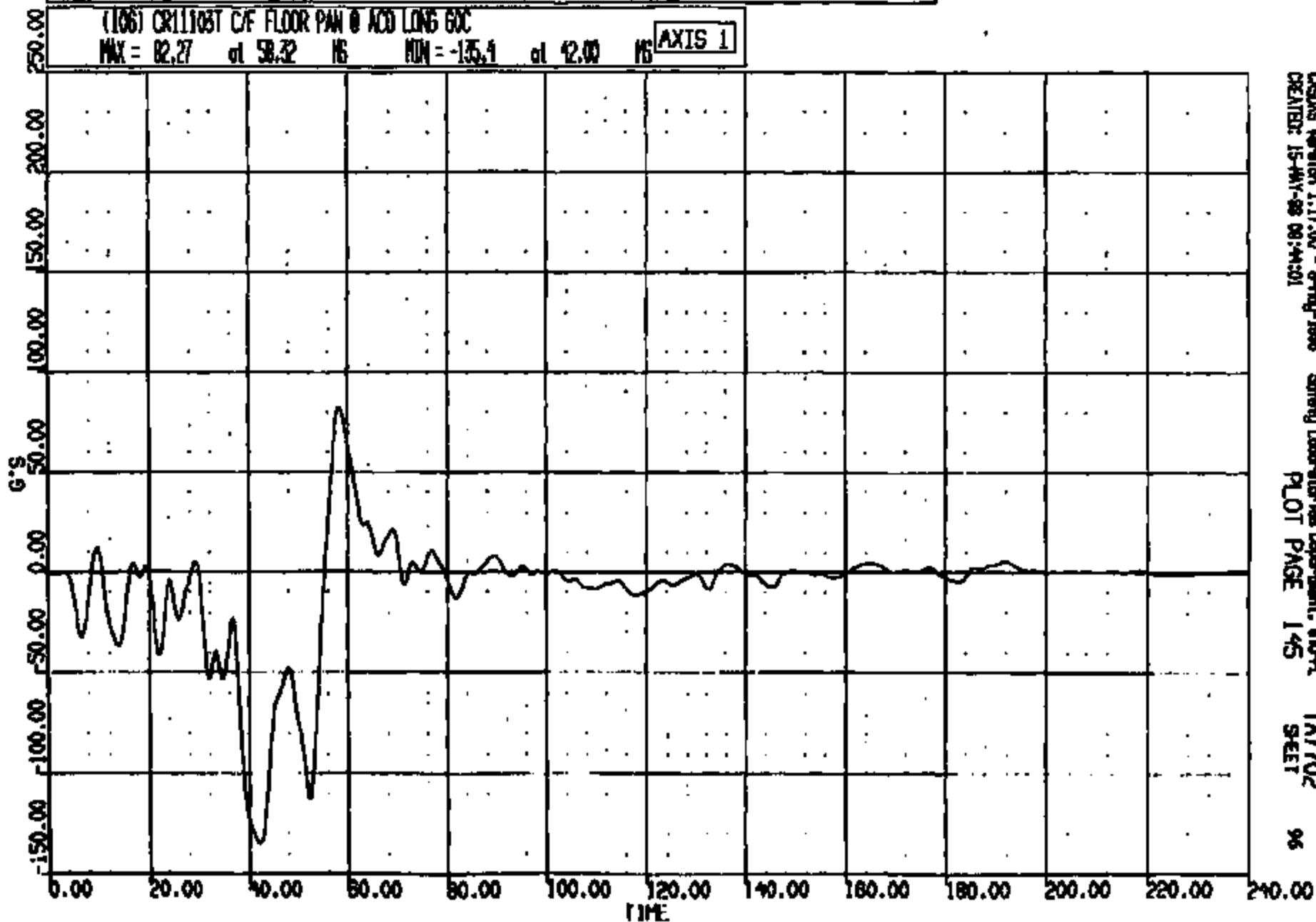
CRIS 0011103

CR R: 11105 TO: TAT702 DATE: 080515 08:37:16
2000 DN-101

(106) CR11105T C/F FLOOR PAN @ ACD LONG GDC

MAX = 82.27 at 58.32 MS MIN = -135.4 at 42.00 MS

AXIS 1



CASDS Version 1.17.00 - 9-May-1988
CREATED: 15-MAY-88 08:44:01

Safety Laboratories Department, 610-A
PLOT PAGE 145

TAT702
SECT

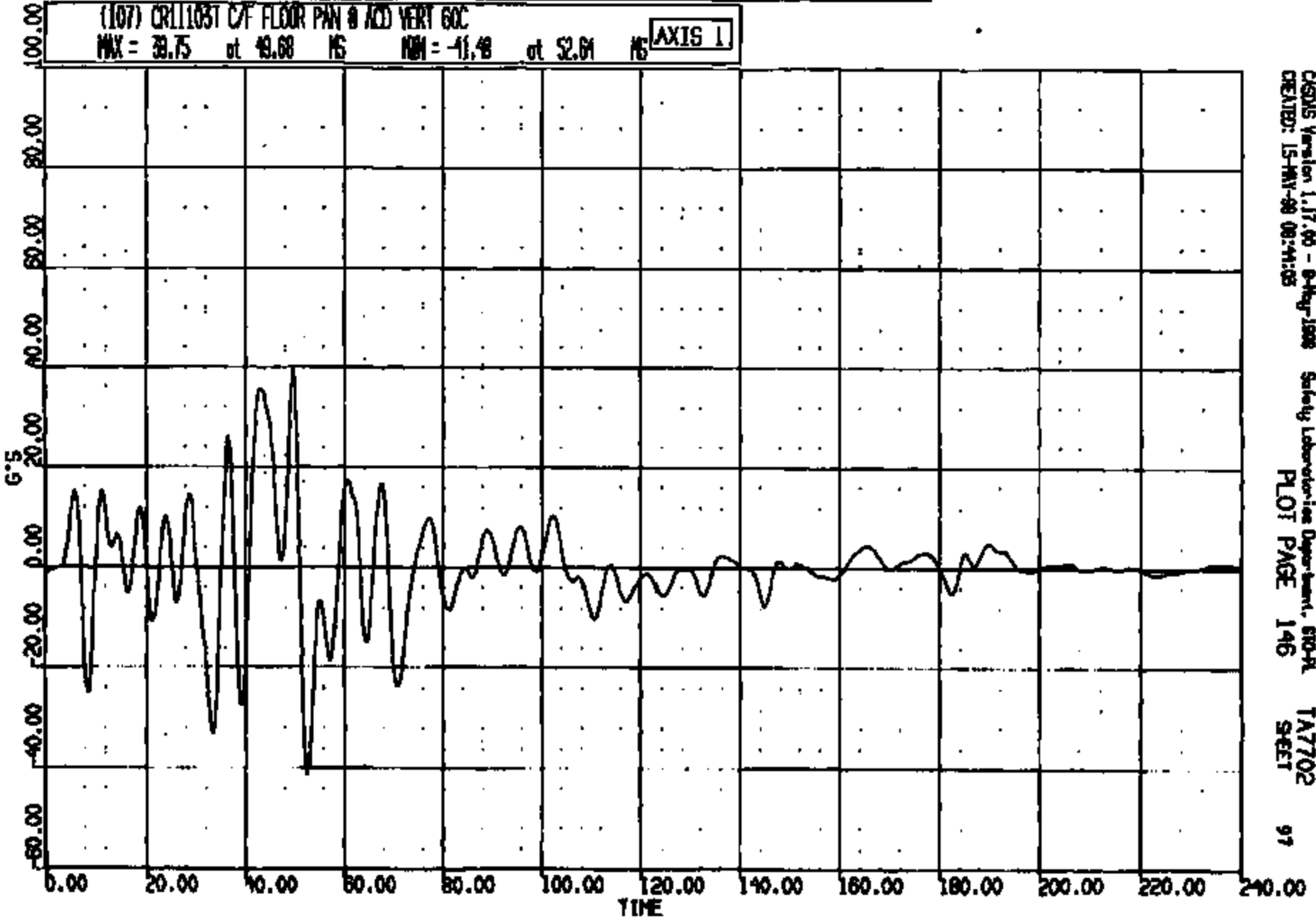
96

CRTS 0011103

CR R: 11103 TO: TA7702 DATE: 980515 08:57:16
2000 DN-101

(107) CR11103T C/F FLOOR PAN @ ACID VERT 60C
MAX = 38.75 at 49.68 MS MIN = -41.48 at 52.61 MS

AXIS 1



CASYS Version 1.17.00 - 8-Aug-1998
CREATED: 15-MAY-98 08:41:05

Safety Laboratory Department, STORL
PLOT PAGE 146

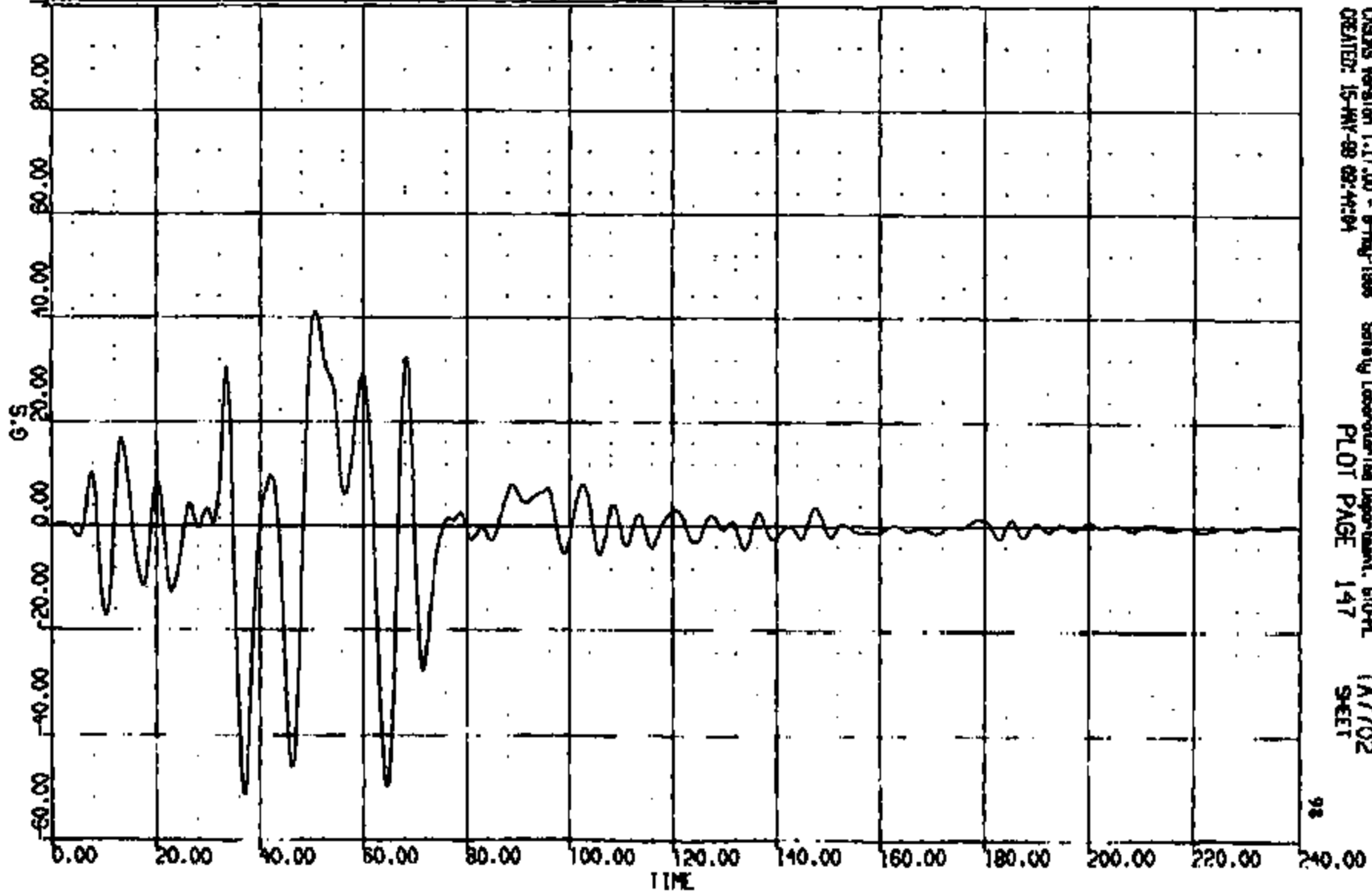
TA7702
SHEET

97

CRTS 0011103

CR R: 11103 TO: TA7702 DATE: 980516 08:37:15
2000 DN-101

(108) CR11103T C/F FLOOR PAN @ ACD LAT 60C
MAX = 41.16 at 50.80 MS MIN = -51.34 at 36.96 MS **AXIS 1**



CRS05 Version 1.17.00 - 8-May-1998 Safety Laboratories Department, 670-PL TA7702
CREATED: 15-MAY-98 08:44:24 PLOT PAGE 147 SHEET

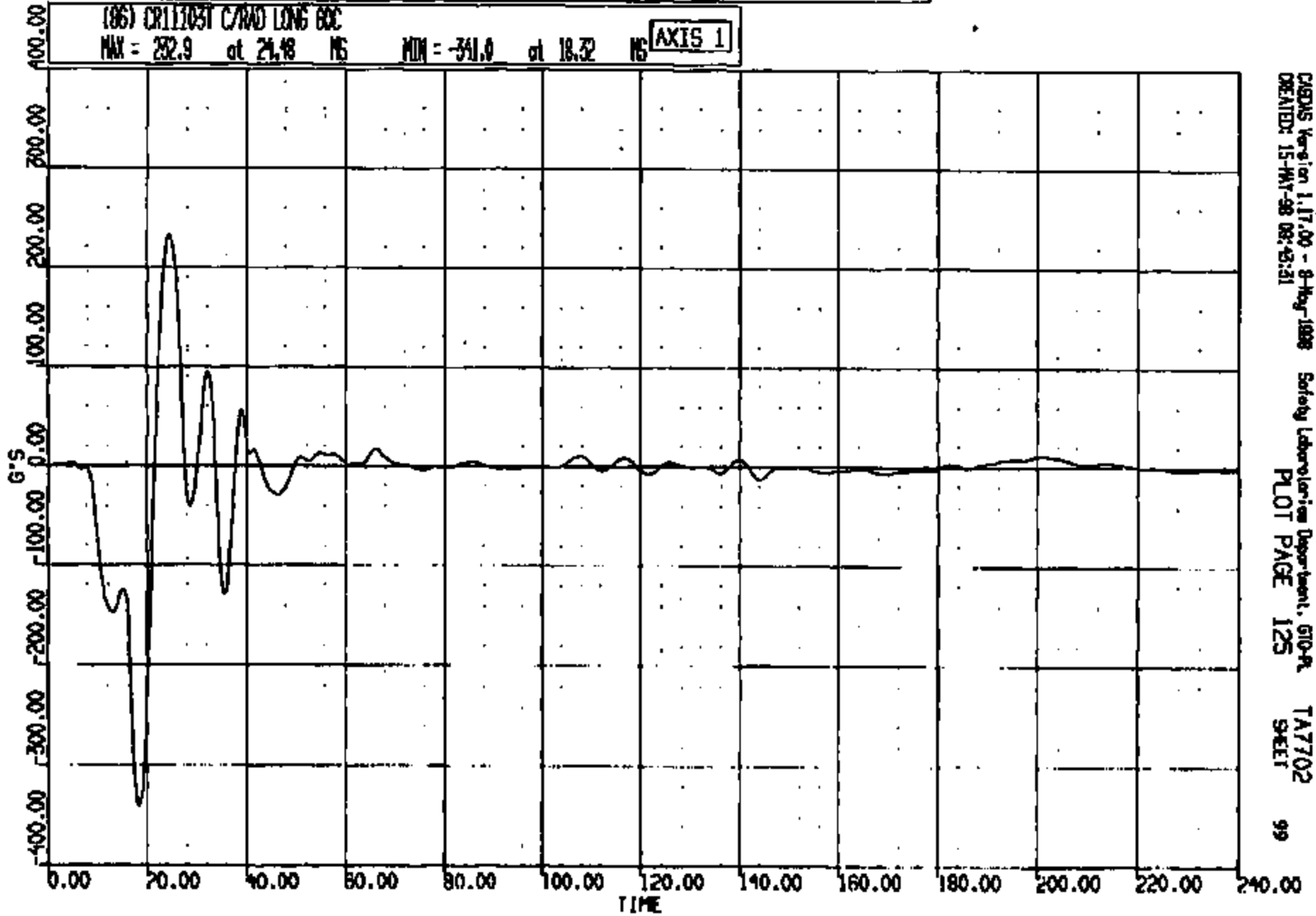
CRIS 0011103

CR R: 11103 TO: TA7702 DATE: 990815 08:37:18
2000 CN-101

(86) CR11103T C/RAD LONG 60C

MAX = 232.9 at 21.48 MS MIN = -341.0 at 18.32 MS

AXIS 1



CASDS Version 1.17.00 - 8-Aug-1998
CREATED: 15-MAY-98 08:43:31

Safety Laboratory Department, G10-9A
PLOT PAGE 125

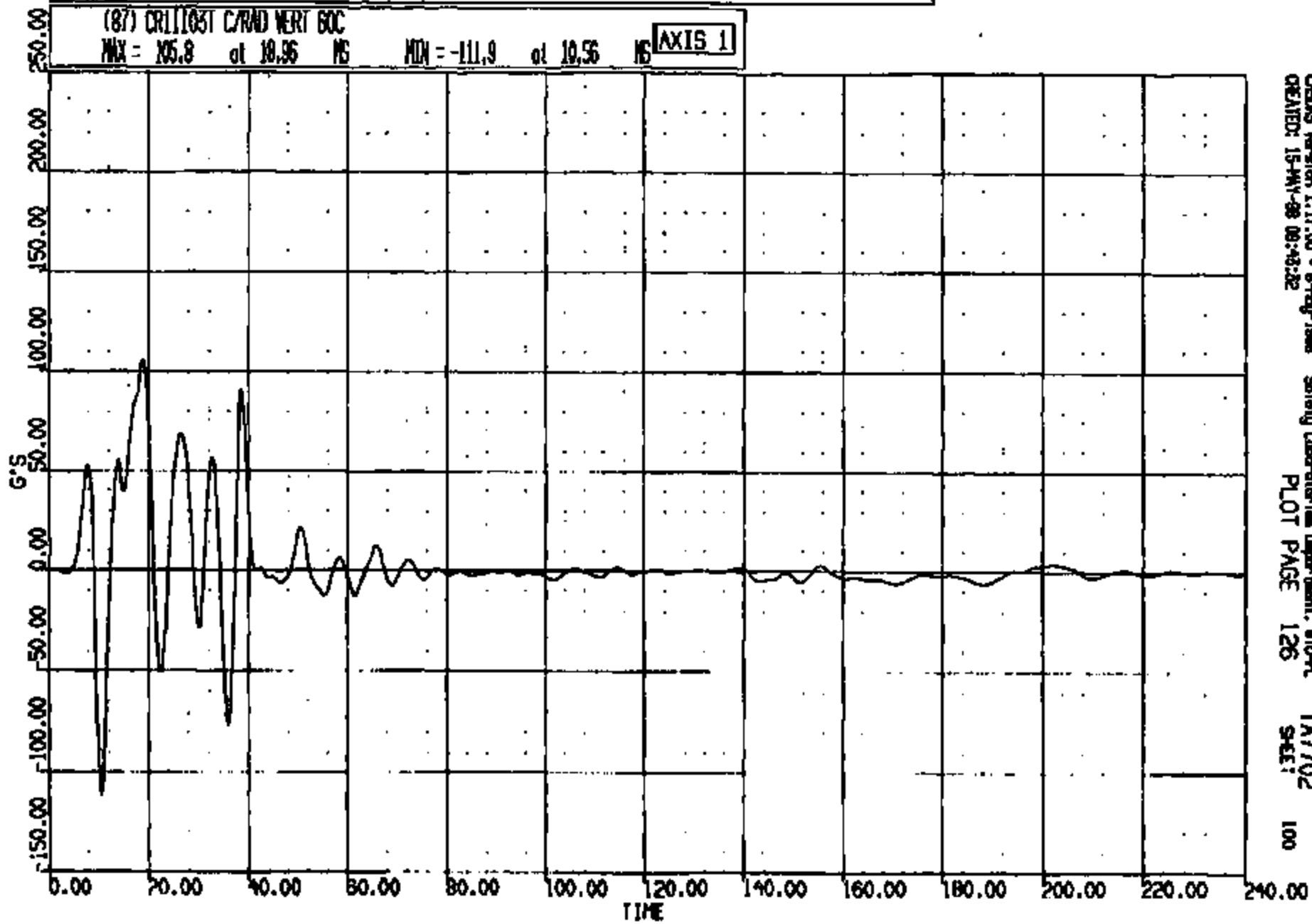
TA7702
SHEET

99

CRTS 0011103

CR R: 11103 TO: TA7702 DATE: 980515 08:27:10
2000 DN-101

(87) CR11103T C/RND VERT 60C
MAX = 105.8 at 10.56 MS MIN = -111.9 at 10.56 MS **AXIS 1**

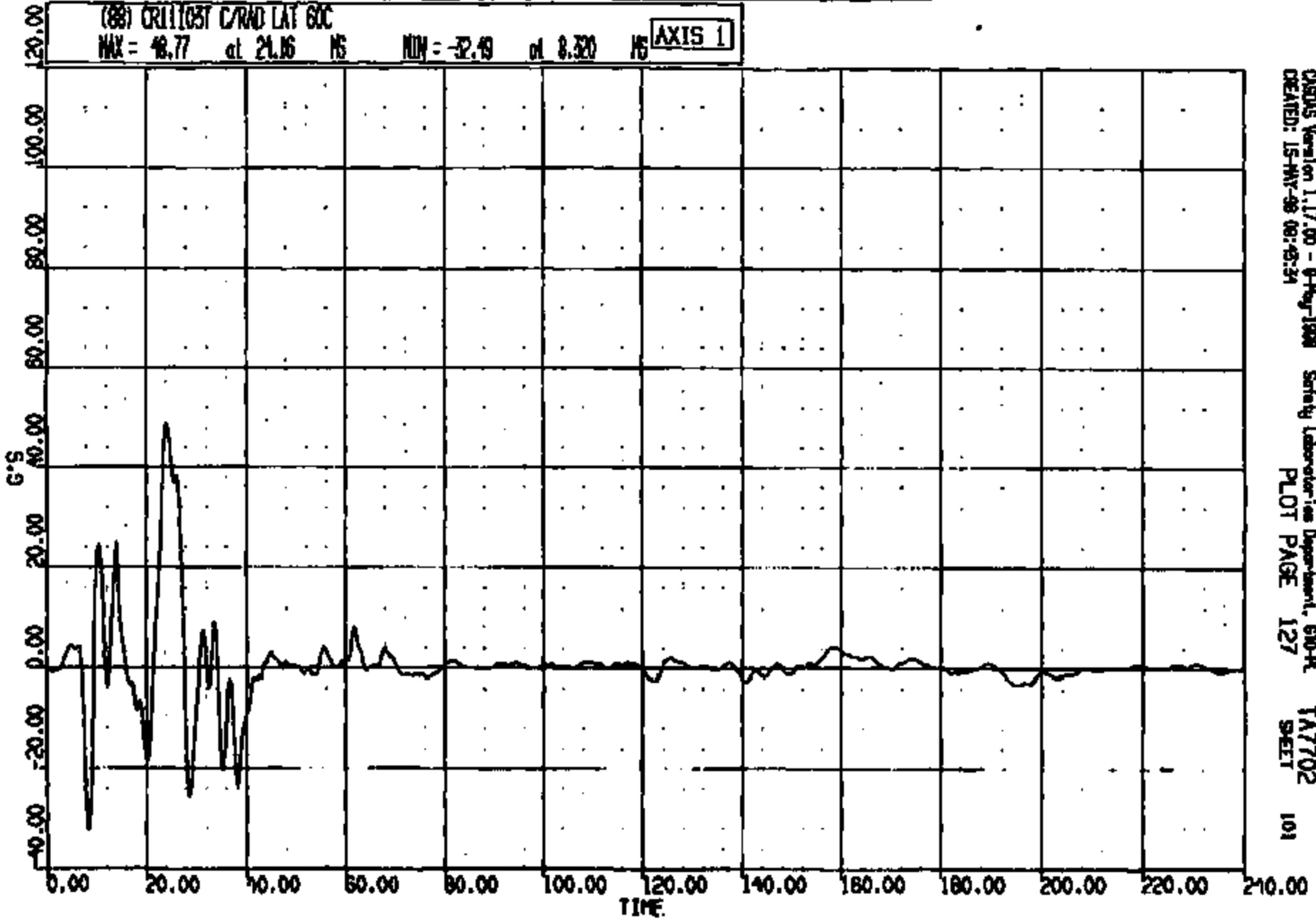


CRSIS Version 1.17.00 - 8-May-1988 Safety Laboratories Department, STORL TA7702
CREATED: 15-MAY-98 08:43:22 PLOT PAGE 126 SHEET 100

CRIS 0011103

CR #: 11103 TO: TA7702 DATE: 980515 08:37:16
2000 DN-101

(88) CR11103T C/RAD LAT 60C
MAX = 48.77 at 24.16 MS MIN = -32.49 at 8.320 MS **AXIS 1**

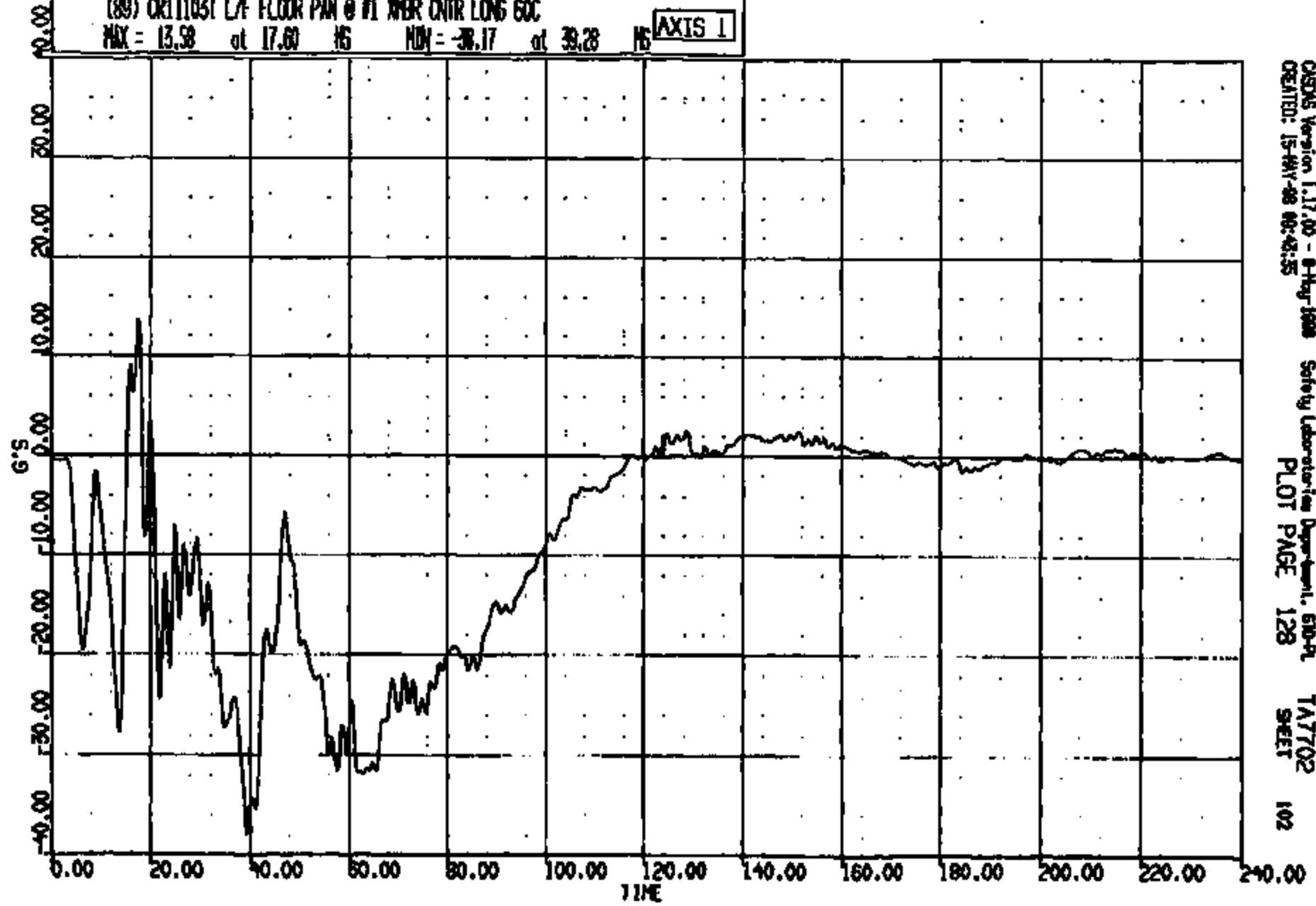


CASDAS Version 1.17.00 - 9-May-1998 Safety Laboratory Department, 600-R
CREATED: 15-MAY-98 08:43:31 PLOT PAGE 127 TA7702 SHEET 101

CRTS 0011103

CR R: 1105 TO: TA7702 DATE: 880515 08:57:10
2000 DN-101

(89) CR111031 L/F FLOOR PAN @ #1 NBR CNTR LONG 60C
MAX = 13.98 at 17.00 MS MIN = -38.17 at 39.28 MS **AXIS 1**



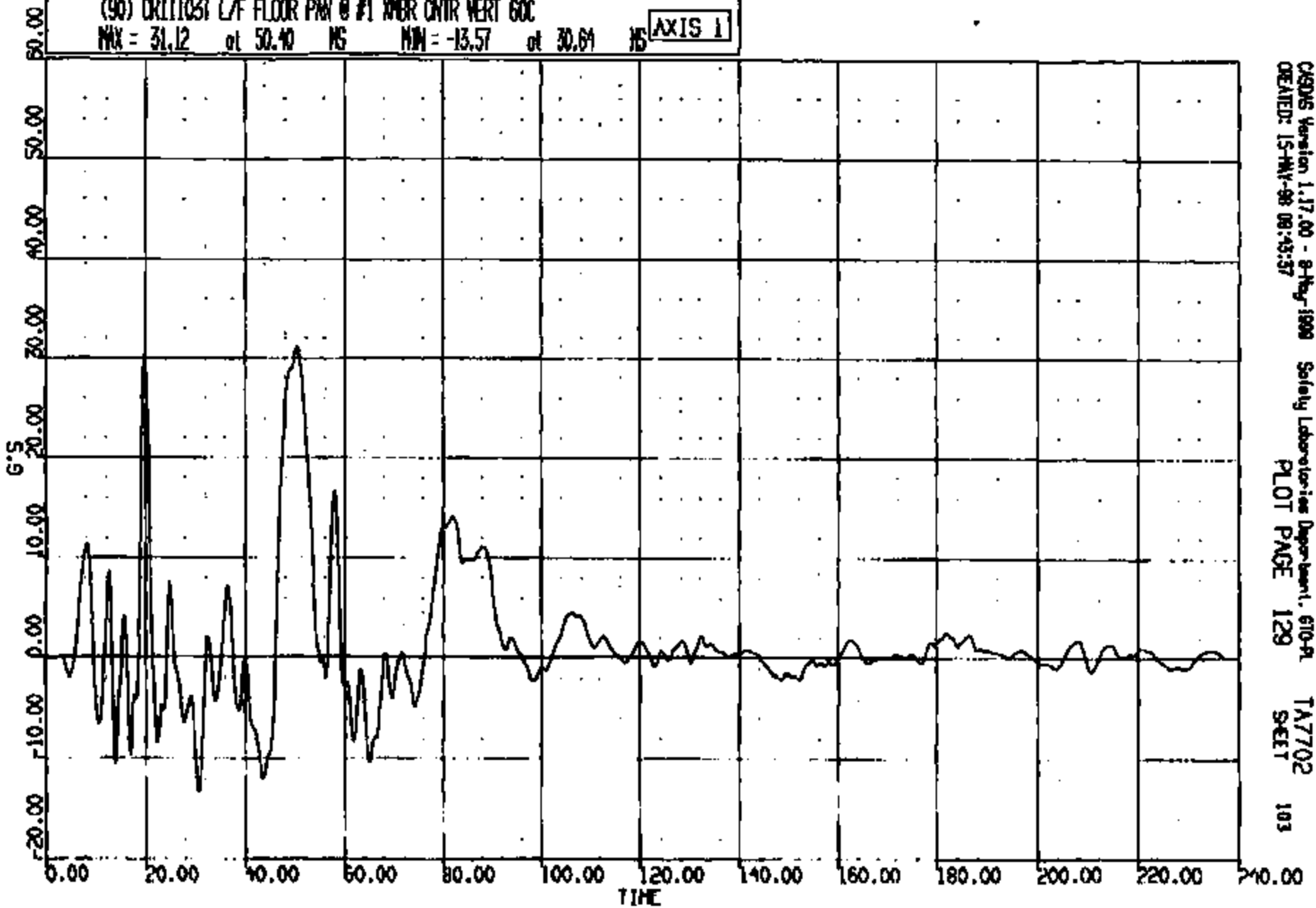
CASAS Version 1.17.00 - 8-May-1988 Safety Laboratory Department, 610-PL
CREATED: 15-MAY-88 08:42:35
PLOT PAGE 128
TA7702
SHEET 102

CRTS 0011103

CR R: 11108 TO: TA7702 DATE: 880515 08:37:18
3000 DN-101

(90) DRILLHST L/F FLOOR PW @ #1 WBR CNTR VERT 60C
MAX = 31.12 at 50.40 NS MIN = -13.57 at 30.64 NS

AXIS 1



CRS Version 1.17.00 - 8-May-1988
CREATED: 15-MAY-88 08:43:37

Safety Laboratories Department, 610-PL
PLOT PAGE 129

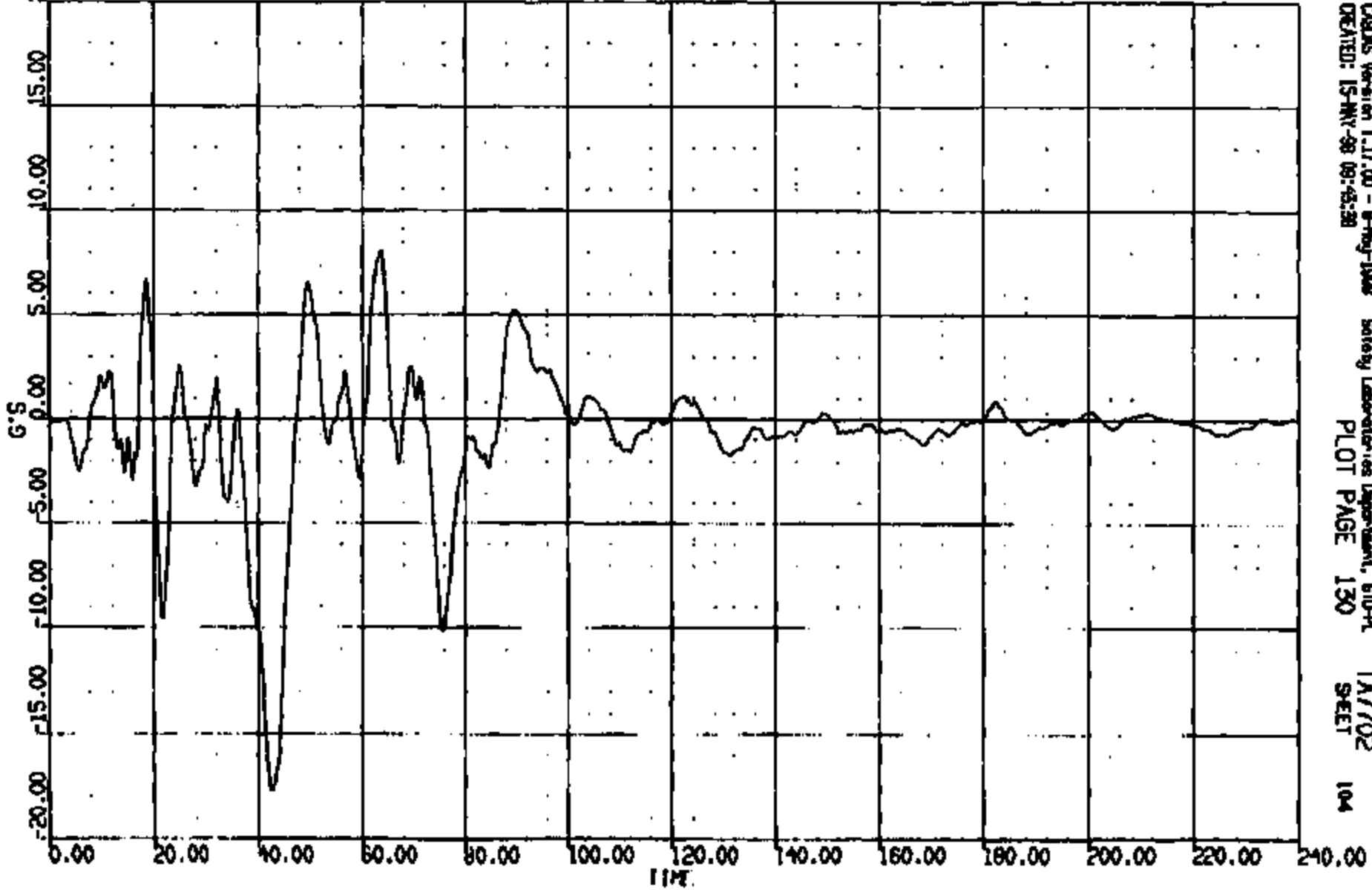
TA7702
SHEET

103

CRIS 0011103

CR R: 11103 TO: TA7702 DATE: 980515 08:37:10
R000 DN-101

(91) CRTS 1103T L/F FLOOR PAN @ #1 XMR CNTR LAT 60C
MAX = 7.991 at 63.84 MS MIN = -17.74 at 42.58 MS **AXIS 1**



CARDAS Version 1.17.00 - 8-May-1998 Safety Laboratories Department, 610-PL
CREATED: IS-MNT-98 09:45:30 PLOT PAGE 130 TA7702 SHEET 104

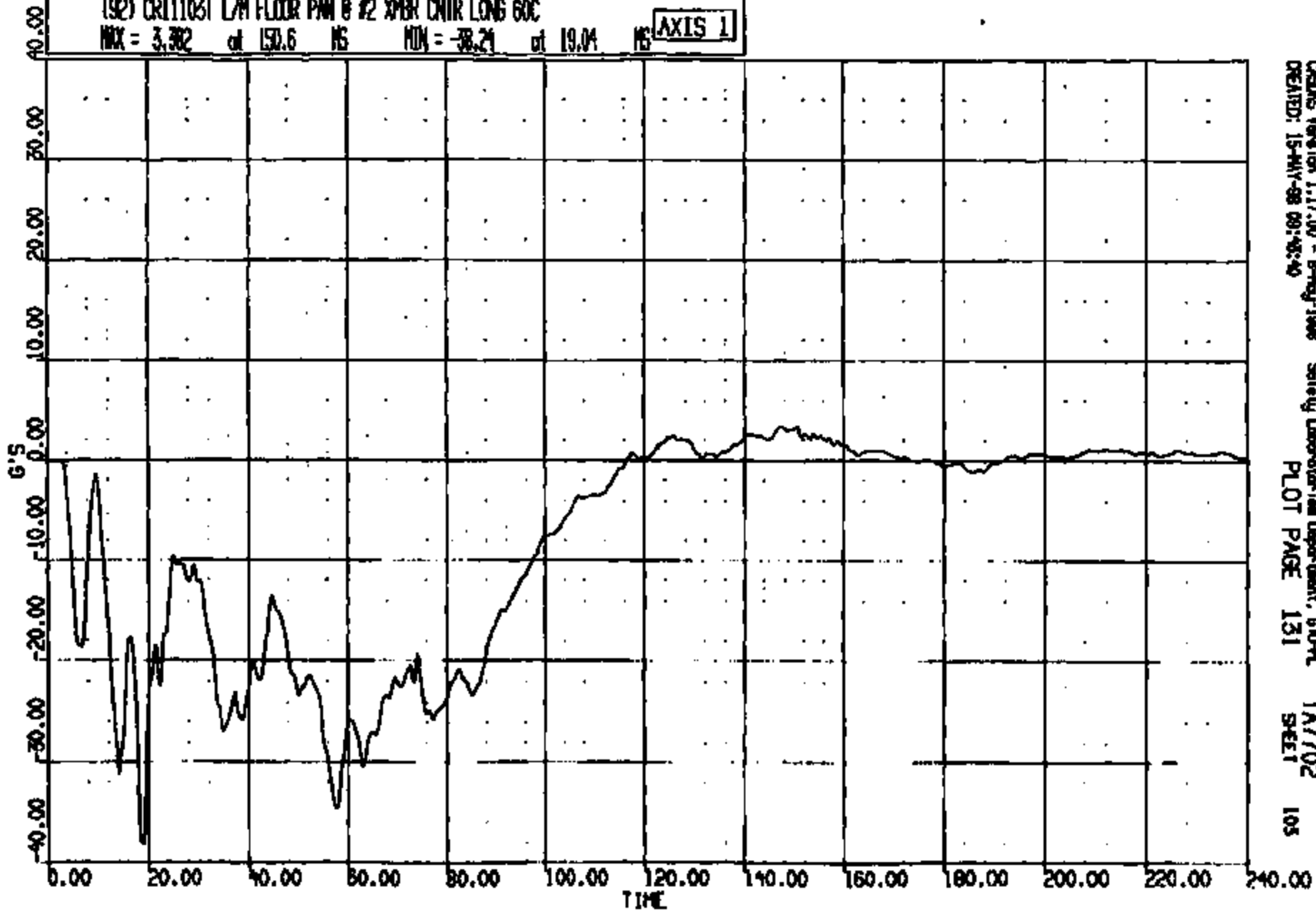
CRTS 0011103

CR: R: 11105 TO: TA7702 DATE: 880515 08:37:18
2000 DN-101

(92) CRIT103T L4M FLOOR PAV @ #2 XPER CNTR LONG 60C

MAX = 3.302 at 150.6 MS MIN = -38.21 at 19.04 MS

AXIS 1

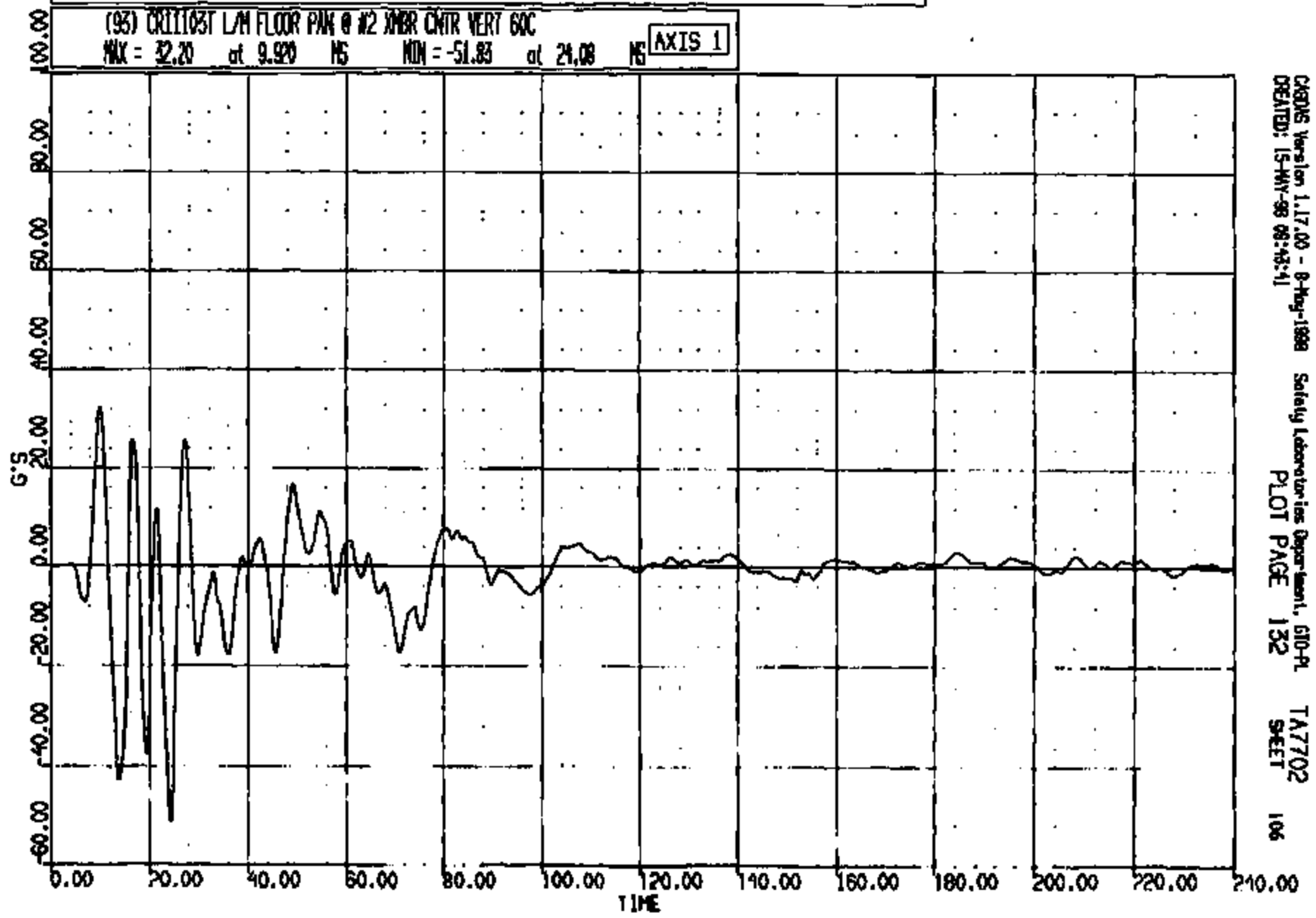


CREMS Version 1.17.00 - B-Hug-1988 Safety Laboratory Department, STD-PL
CREATED: 15-MAY-88 09:43:40 PLOT PAGE 131 TA7702 SHEET 103

CRIS 0011103

CR R: 11103 TO: TA7702 DATE: 980515 08:37:15
2000 DN-101

(93) CR1103T L/H FLOOR PAN @ #2 XMR CNTR VERT 60C
MAX = 32.20 at 9.920 MS MIN = -51.83 at 24.08 MS **AXIS 1**

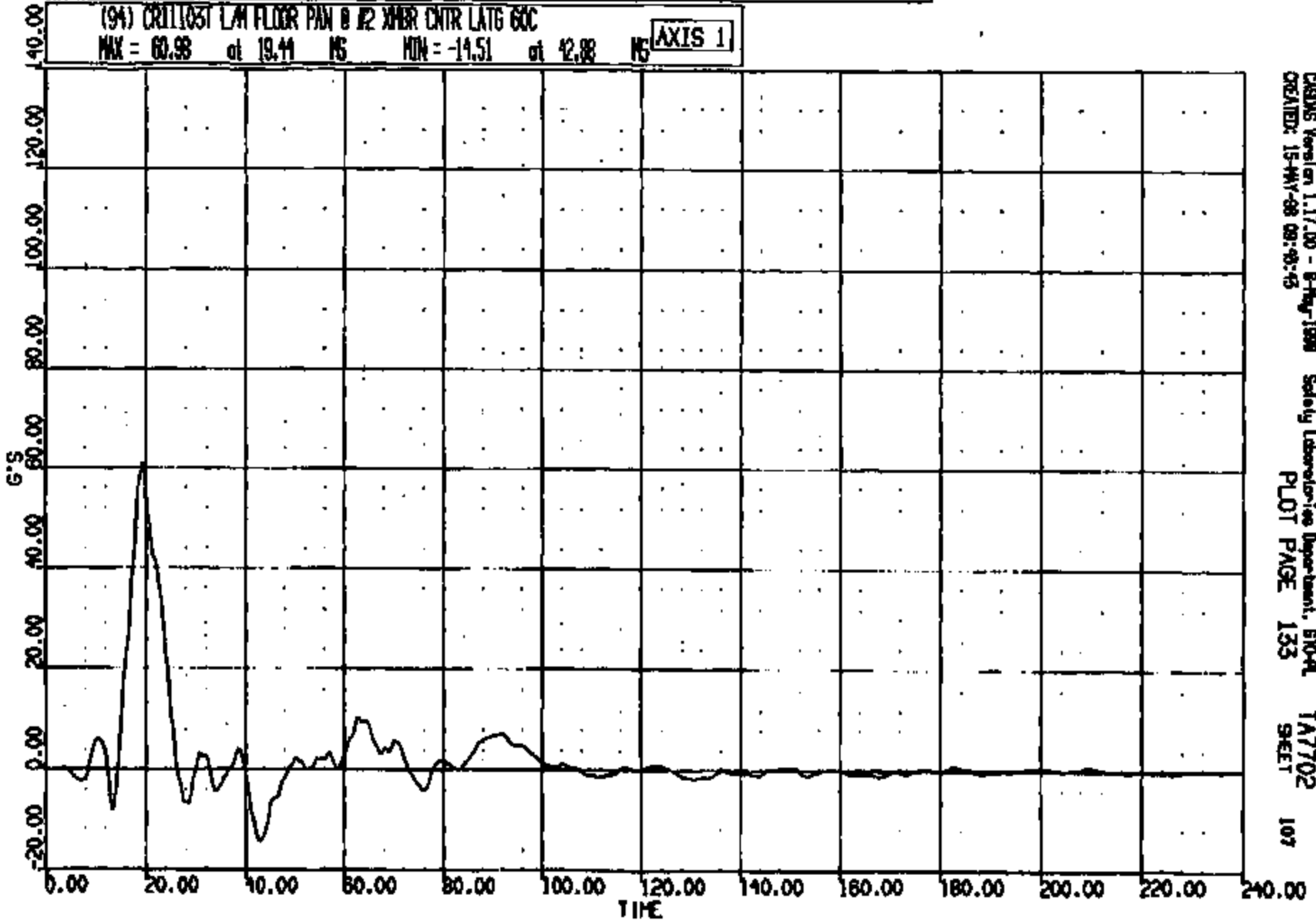


CRSIS Version 1.17.00 - 8-May-1998 Safety Laboratories Department, 610-PL TA7702
CREATED: 15-MAY-98 08:43:41 PLOT PAGE 132 SHEET 106

CRIS 0011103

CR R: 11103 TO: TA7702 DATE: 980515 08:37:18
2000 ON-101

(94) CR11103T LAM FLOOR PAN @ #2 XMR CNTR LATG 60C
MAX = 60.98 at 19.44 MS MIN = -14.51 at 42.88 MS **AXIS 1**



CRS Version 1.17.00 - 8-May-1998
CREATED: 15-MAY-98 09:55:45

Safety Laboratory Department, 610-4
PLOT PAGE 133

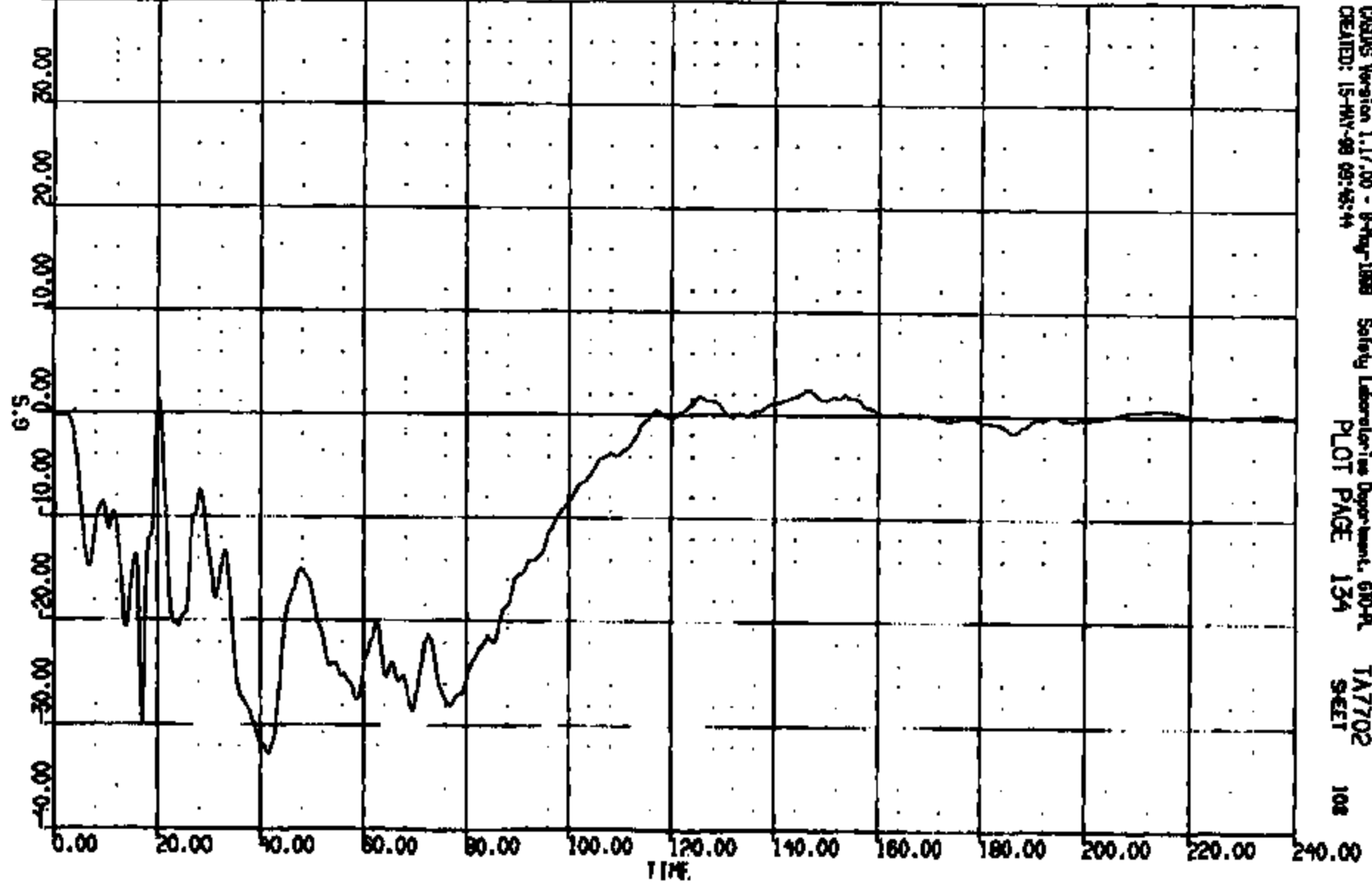
TA7702
SHEET

107

CRIS 0011103

OP R: 11108 TO: TA7702 DATE: 890515 08:37:18
2000 DN-101

(95) CR11103T L/B-PLR INSIDE @ RKR LONG 60C
MAX = 2.479 at 146.4 MS MIN = -32.75 at 41.32 MS **AXIS 1**



CASMS Version 1.17.00 - 8-May-1989 Safety Laboratories Department, 610-A
CREATED: 15-MAY-89 09:48:44
PLOT PAGE 134
TA7702
S-SET
108

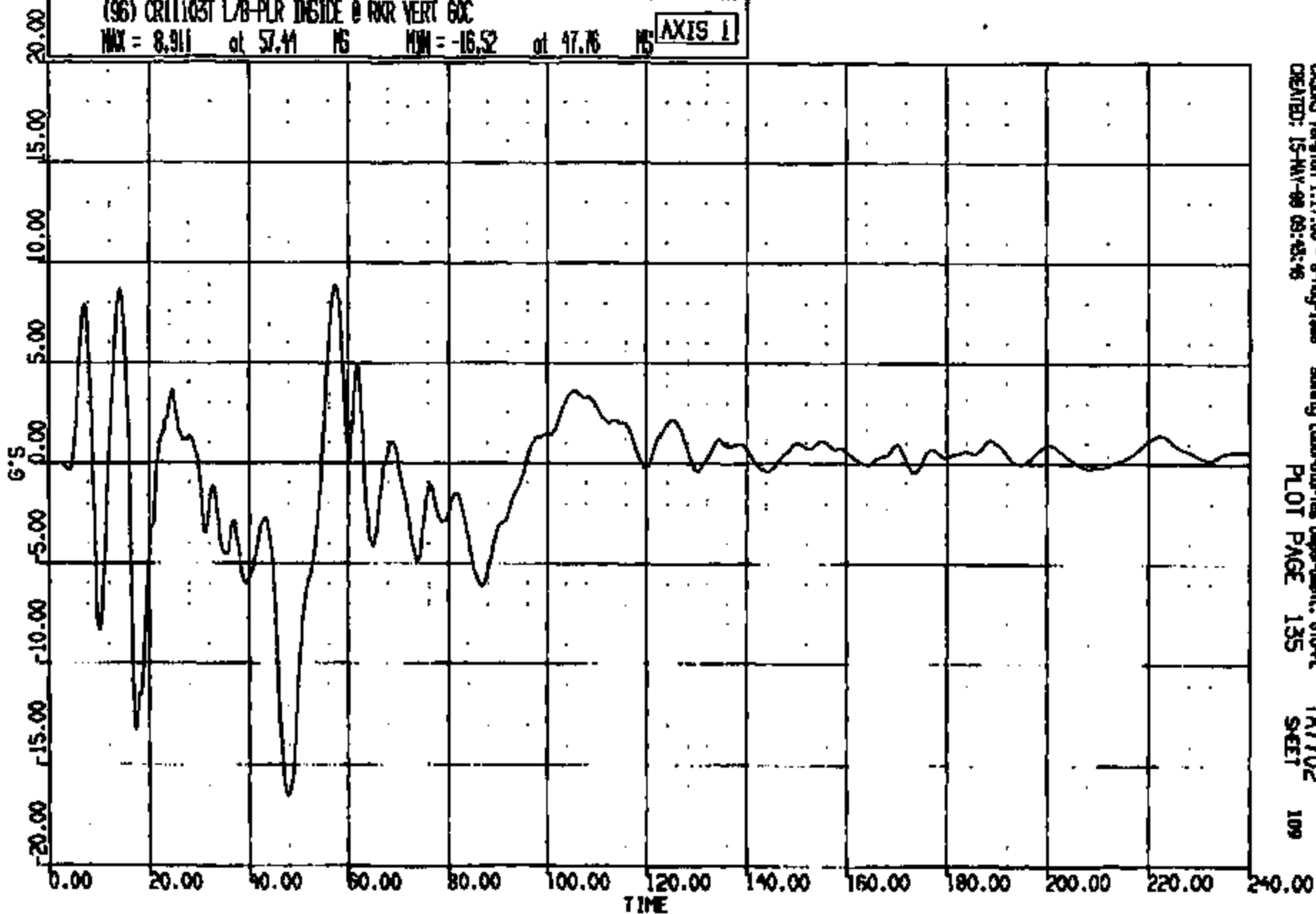
CRTS 0011103

CR R: 11103 TD: TA7702 DATE: 280515 08:37:18
2000 DN-101

(96) CR11103T L/B-PLR INSIDE @ RVR VERT 60C

MAX = 8.911 at 57.41 MS MIN = -16.52 at 47.76 MS

AXIS 1



CASINS Version 1.17.00 - 8-Aug-1998
CREATED: 15-MAY-99 09:43:46

Safety Laboratories Department, 610-A

PLOT PAGE 135

TA7702
SHEET

109

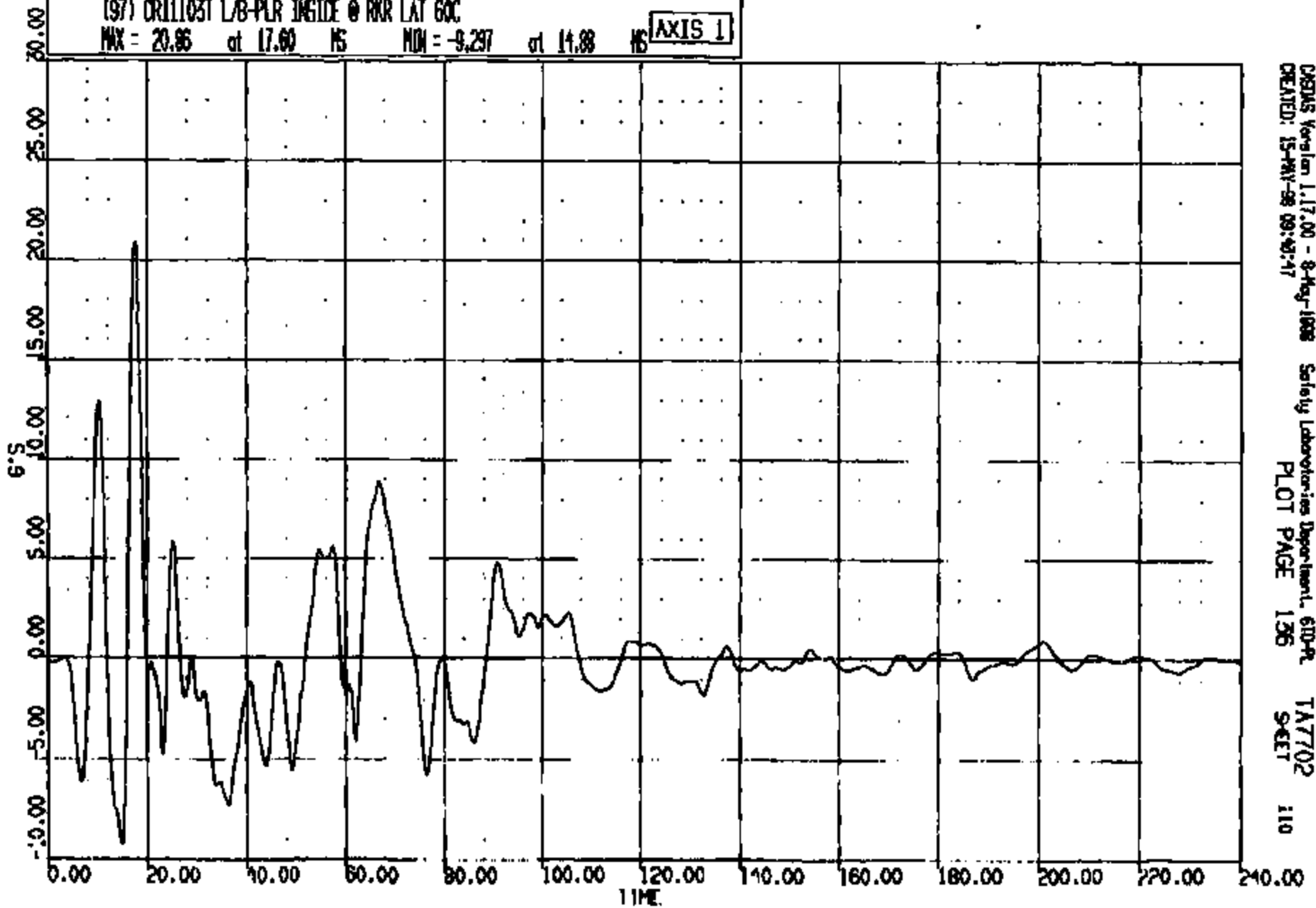
CRTS 0011103

CR R: 11103 TO: TA7702 DATE: 980515 08:37:18
2000 DN-101

(97) CR11103T L/S-PLR INSIDE @ RNR LAT 60C

MAX = 20.85 at 17.00 MS MIN = -9.297 at 14.88 MS

AXIS 1



CRSAS Version 1.17.00 - 8-Aug-1998
CREATED: 15-MAY-98 09:43:47

Safety Laboratories Department, 6104R
PLOT PAGE 136

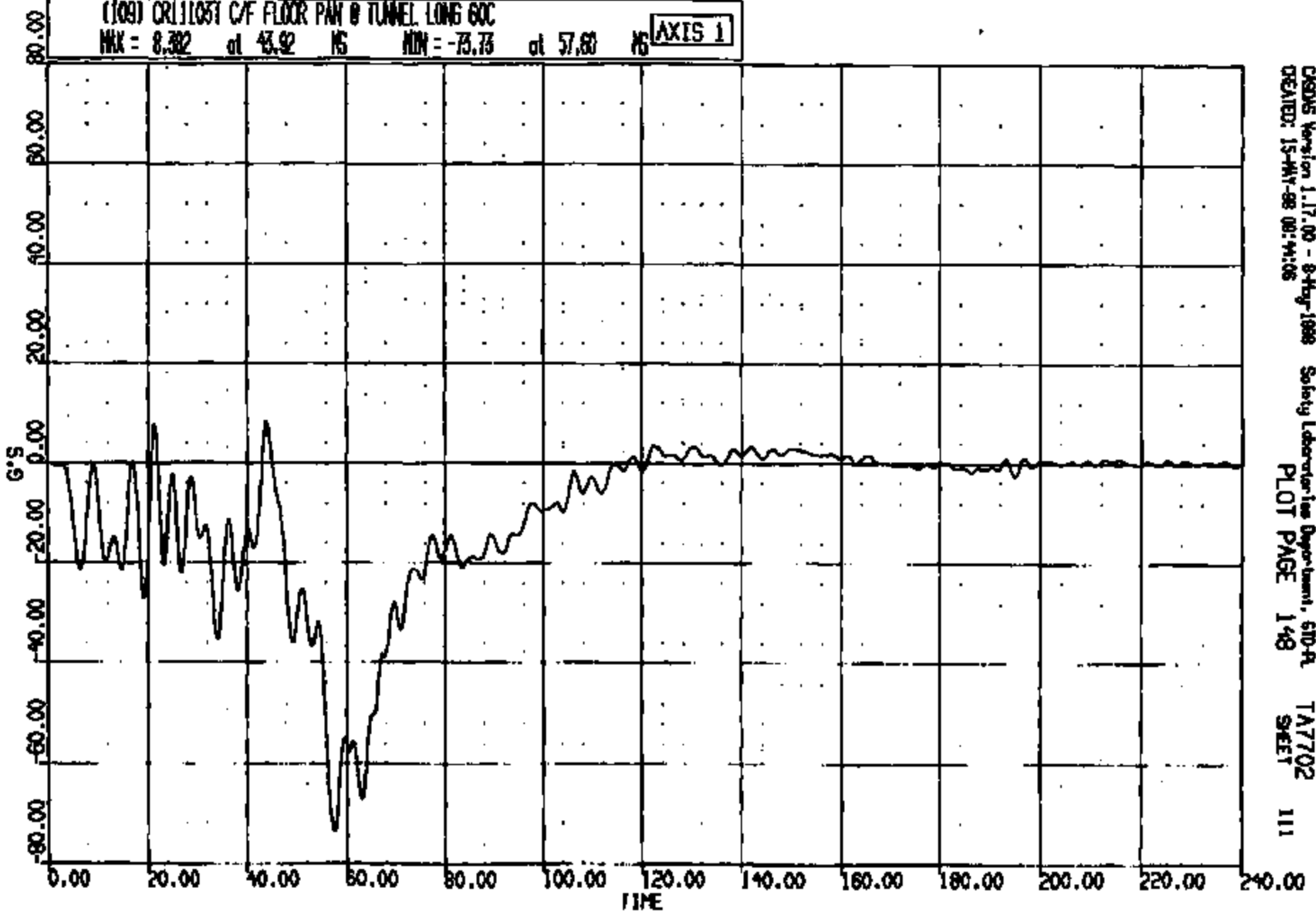
TA7702
9-SET

110

CRTS 0011103

CR R: 11103 TO: TAT702 DATE: 980515 08:37:15
2000 DN-101

(109) CR111031 C/F FLOOR PAN @ TUNNEL LONG 60C
MAX = 8.382 at 43.92 MS MIN = -73.73 at 57.80 MS **AXIS 1**



CASDS Version 1.17.00 - 8-May-1998
CREATED: 15-MAY-98 08:44:06

Safety Laboratories Department, 610-A
PLOT PAGE 148

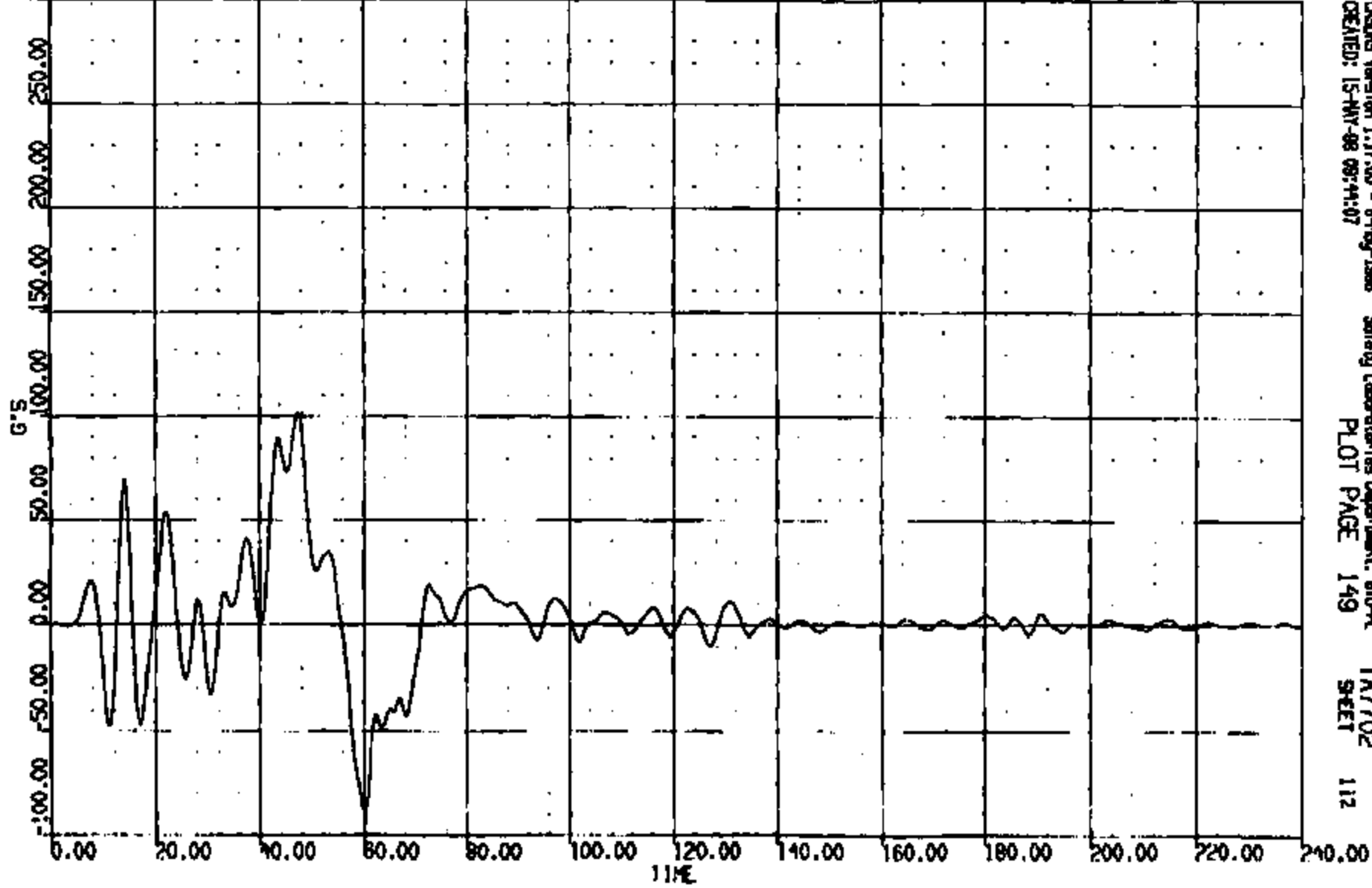
TAT702
SHEET

111

CRIS 0011103

CR R: 11103 TO: TA7702 DATE: 980515 08:37:18
2000 DN-101

(110) CR11103T C/F FLOOR PAN @ TUNNEL VERT 60C
MAX = 101.1 at 47.44 NS MIN = -88.10 at 60.16 NS **AXIS 1**

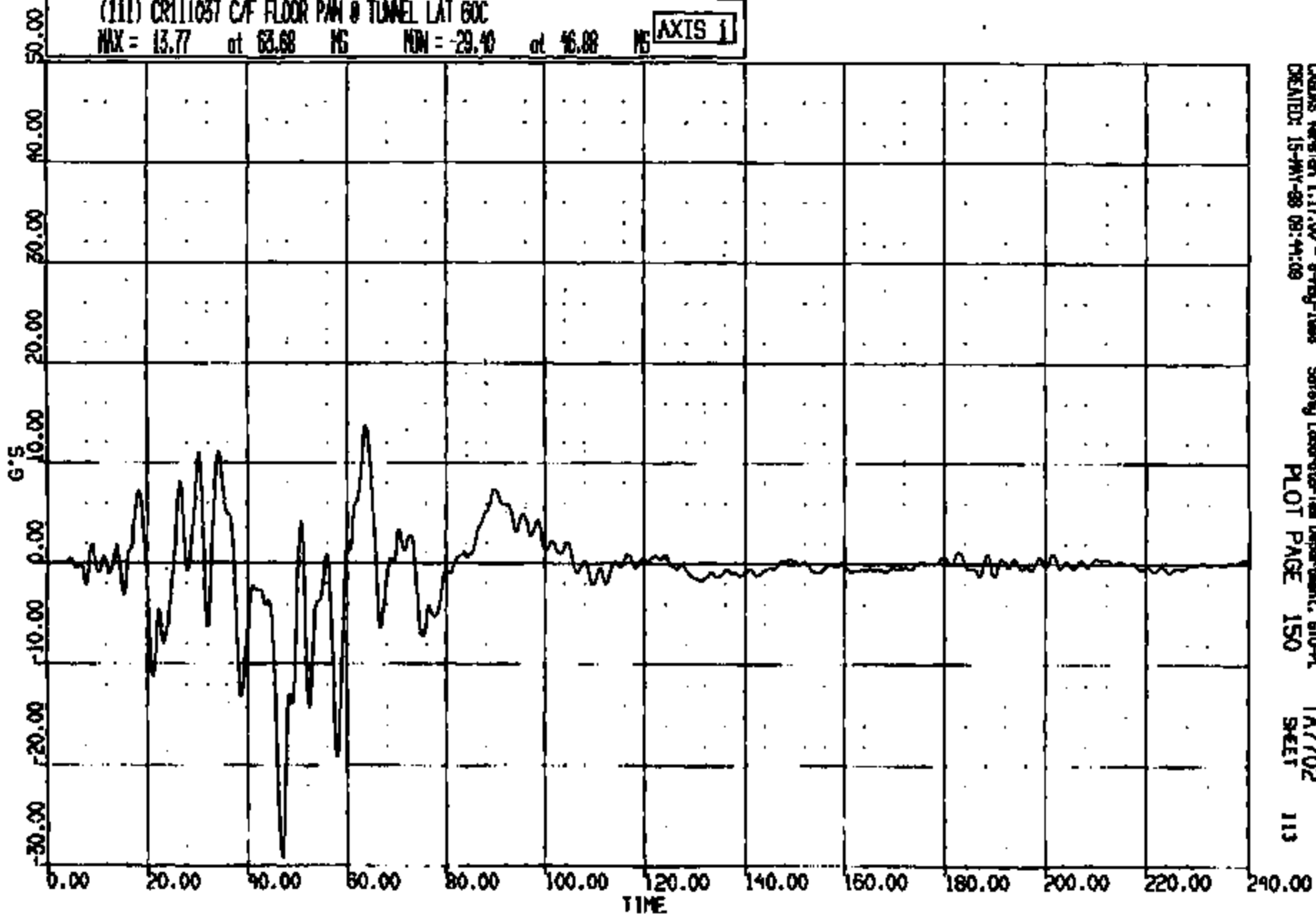


CRSNG Version 1.17.00 - 6-May-1998 Safety Laboratories Department, 610-A
CREATED: 15-MAY-98 08:44:07
PLOT PAGE 149
TA7702
SHEET 112

CRIS 0011103

CR R: 11108 TO: TA7702 DATE: 080515 08:57:18
2000 DN-101

(11) CR111087 C/F FLOOR PAN @ TUNNEL LAT 60C
MAX = 13.77 at 63.68 MS MIN = -29.40 at 46.08 MS **AXIS 1**



CARDAS Version 1.17.00 - 8-Aug-1988
CREATED: 15-JAN-88 08:41:09

Safety Laboratory Department, 610-PL
PLOT PAGE 150

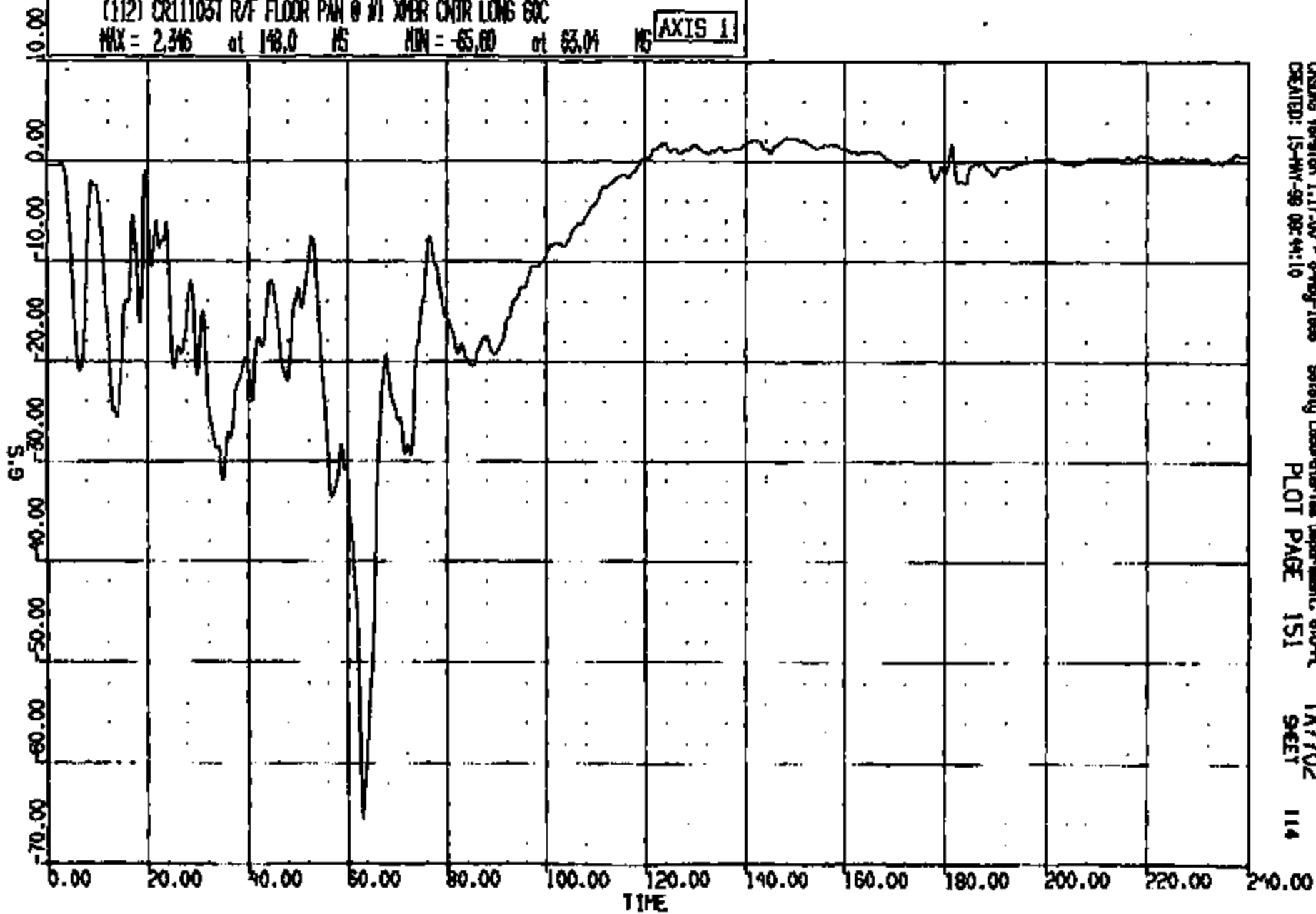
TA7702
SHEET

113

CRIS 0011103

CR R: 11105 TO: TA7702 DATE: 980515 08:37:18
2000 DN-101

(112) CR11105T R/F FLOOR PAN @ #1 XMR CNTR LONG SEC
MAX = 2.346 at 148.0 MS MIN = -65.00 at 63.04 MS **AXIS 1**



CASING Version 1.17.00 - 9-May-1998
CREATED: 15-MAY-98 08:44:10

Safety Laboratories Department, 610-PL
PLOT PAGE 151

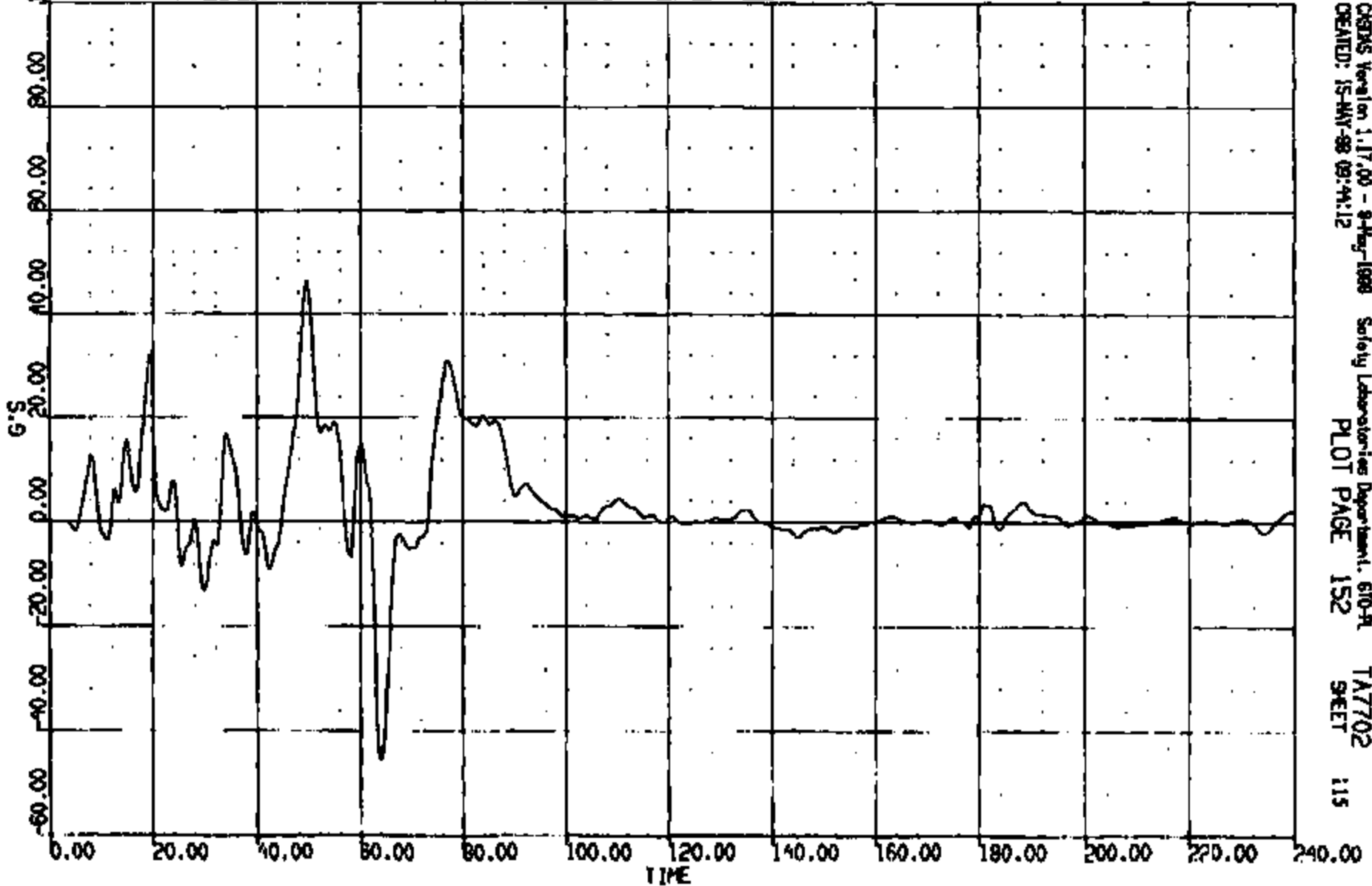
TA7702
SHEET

114

CRTS 0011103

CR R: 11103 TO: TA7702 DATE: 980515 08:57:16
2000 DN-101

(113) CR11103T R/F FLOOR PAN @ #1 XBR CNTR VERT 60C
MAX = 46.37 at 49.52 MS MIN = -45.65 at 61.08 MS **AXIS 1**

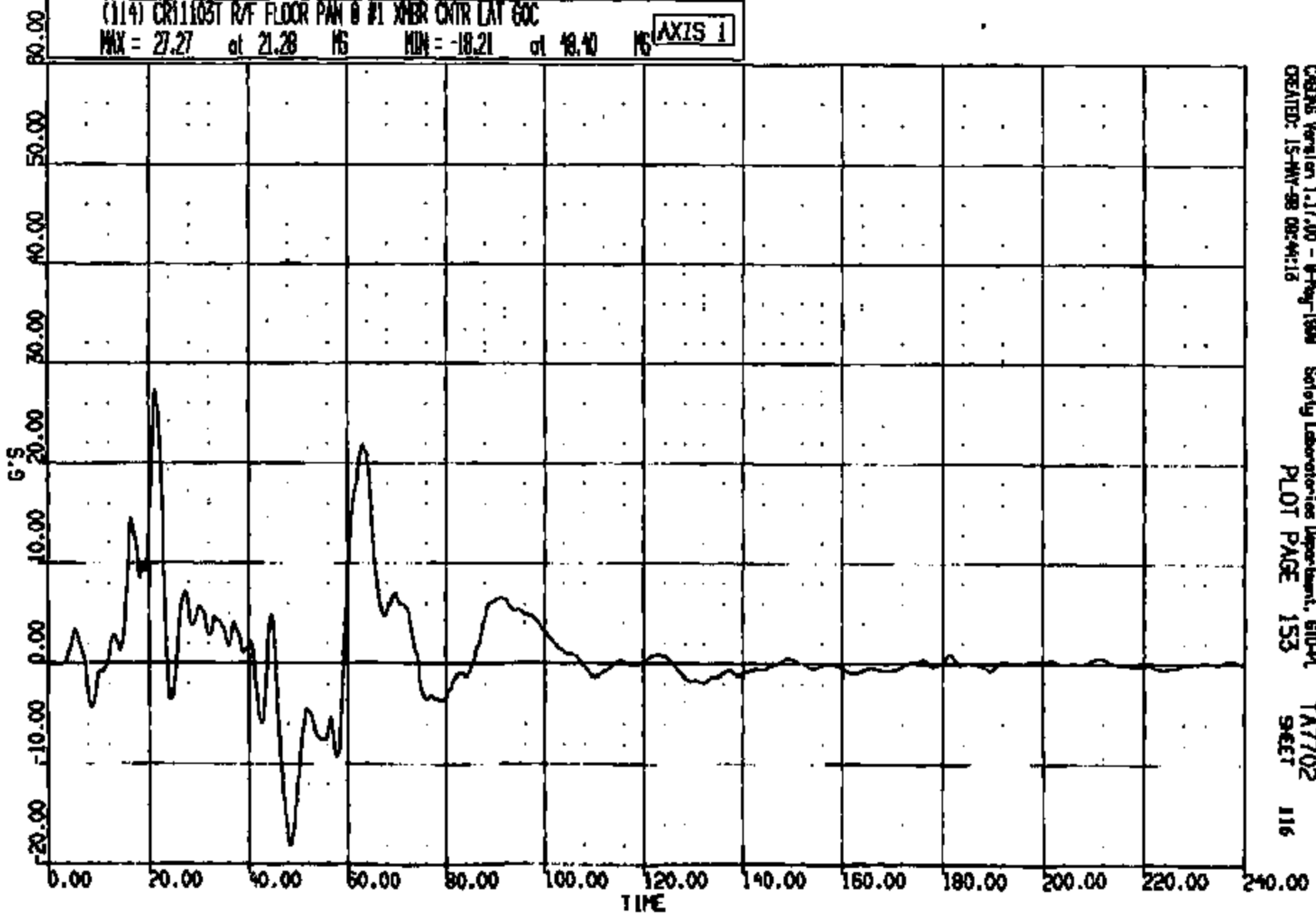


CRSAS Version 1.17.00 - 9-May-1998 Safety Laboratories Department, 610-PL
CREATED: 15-MAY-98 09:41:12 PLOT PAGE 152 TA7702 SHEET 115

CRTS 0011103

CR R: 11105 TO: TA7702 DATE: 990515 08:37:16
8000 DN-101

(114) CR11103T R/F FLOOR PAN @ #1 XNER CNTR LAT 60C
MAX = 27.27 at 21.28 MS MIN = -18.21 at 48.40 MS **AXIS 1**



CRSNG Version 1.17.00 - 8-May-1999 Safety Laboratories Department, 610-PL
CREATED: 15-MAY-99 08:24:12 PLOT PAGE 153 TA7702
116 SHEET

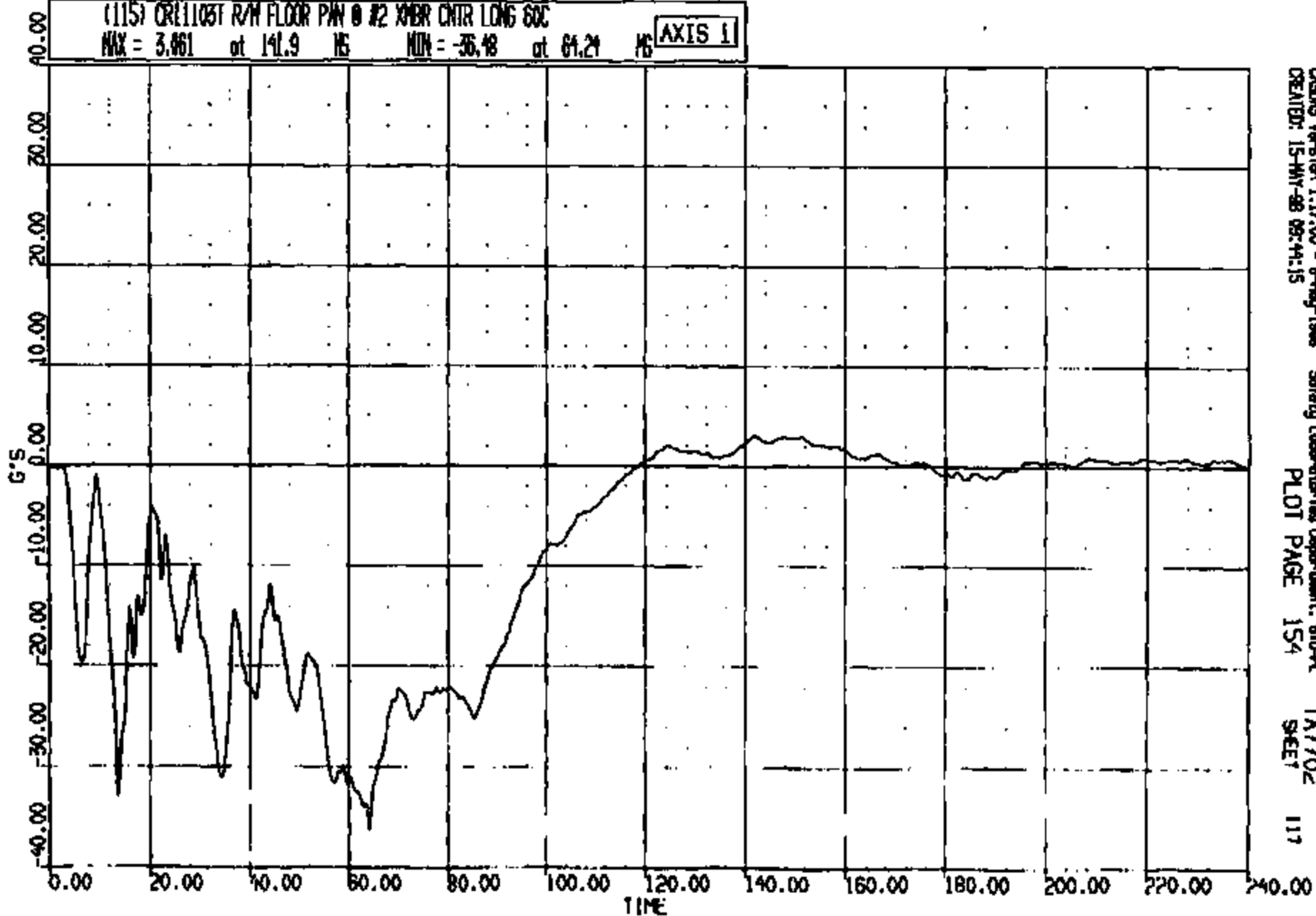
CRTS 0011103

CR R: 11103 TO: TA7702 DATE: 980515 08:57:16
2000 DN-101

(115) CR1103T R/W FLOOR PAN @ #2 XMR CNTR LONG 60C

MAX = 3.961 at 141.9 MS MIN = -36.48 at 61.24 MS

AXIS 1



OSGINS Version 1.17.00 - 8-May-1998
CREATED: 15-MAY-98 09:44:15

Safety Laboratories Department, 610-PL
PLOT PAGE 154

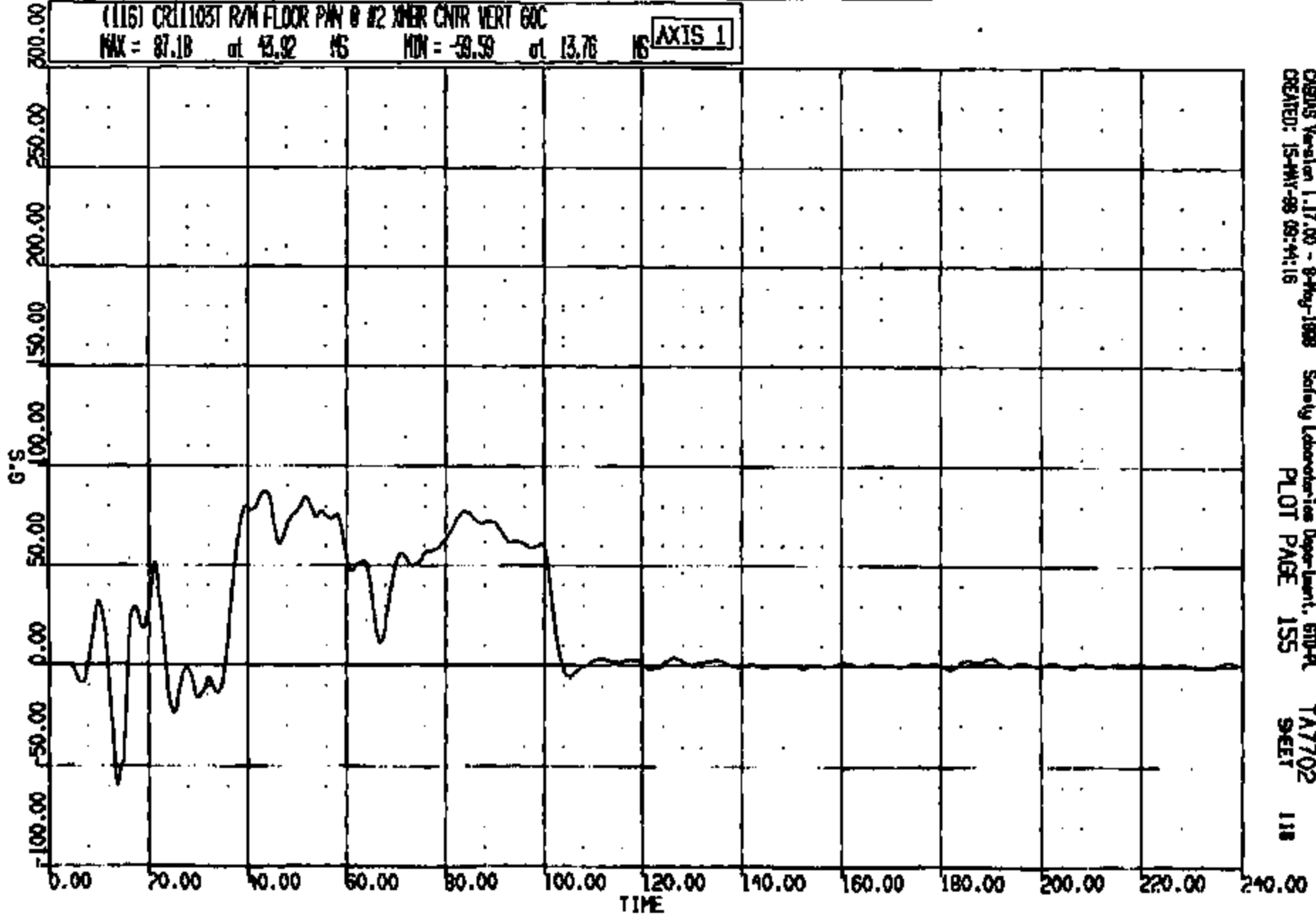
TA7702
SHEET

117

CRIS 0011103

CR R: 11103 TO: TA7702 DATE: 890515 08:37:18
2000 DN-101

(116) CRT1103T R/W FLOOR PAN @ #2 XNER CNTR VERT GOC
MAX = 87.18 at 43.92 MS MIN = -59.59 at 13.76 MS **AXIS 1**



CRSUS Version 1.17.00 - 9-May-1998
CREATED: 15-MAY-98 09:44:18

Safety Laboratories Department, 6100 PL
PLOT PAGE 155

TA7702
SHEET

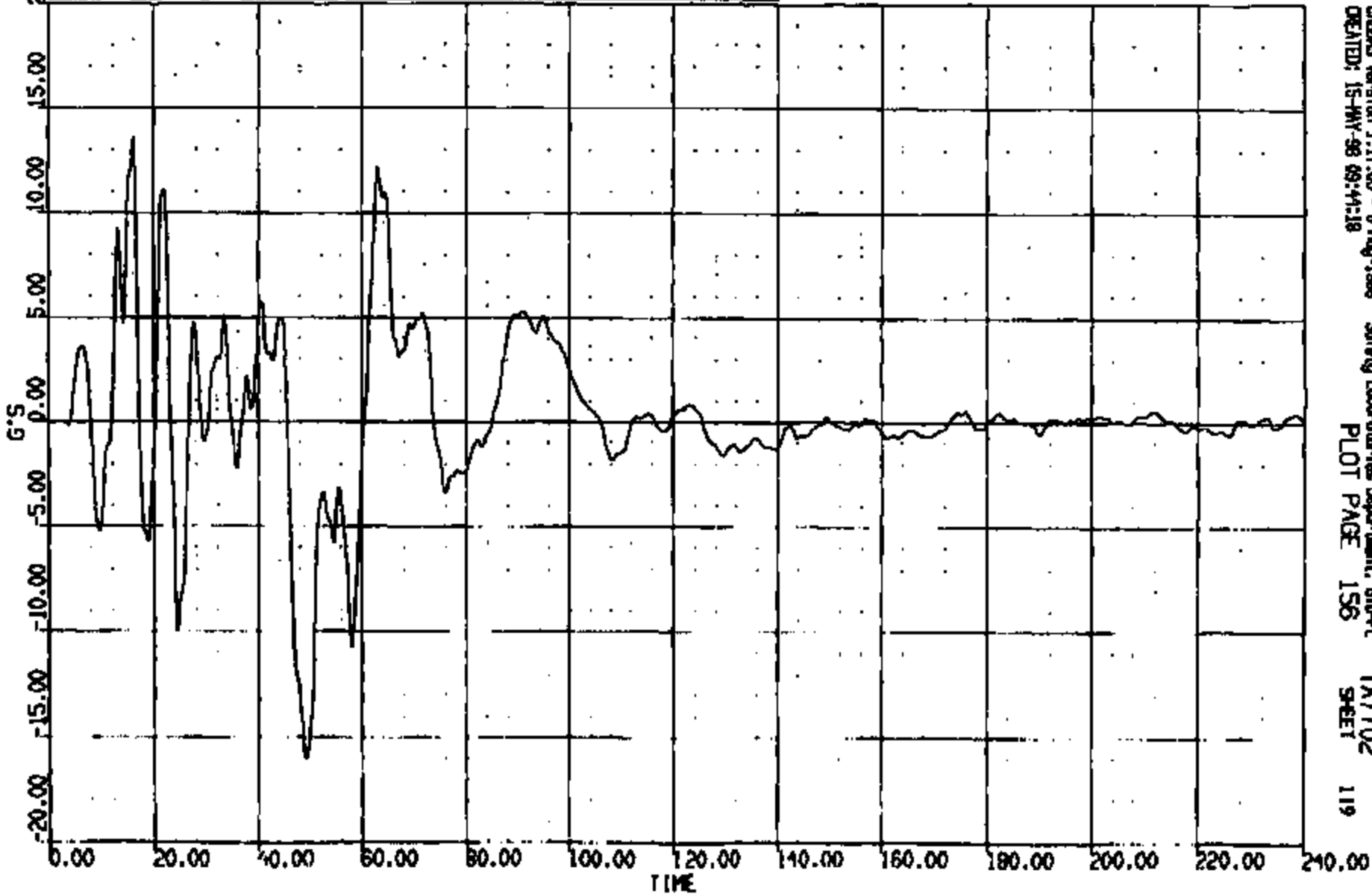
118

CRTS 0011103

CR R: 11103 TO: TA7702 DATE: 980515 08:57:18
2000 DN-101

(117) CR11103T R/H FLOOR PAN @ #2 XPER CNTR LATT 60C
MAX = 13.59 at 16.08 HS MIN = -16.08 at 49.20 HS

AXIS 1



CRSIS Version 1.17.00 - 8-May-1998 Safety Laboratories Department, SLD-PL TA7702
CREATED: 15-MAY-98 09:44:18 PLOT PAGE 156 SHEET 119

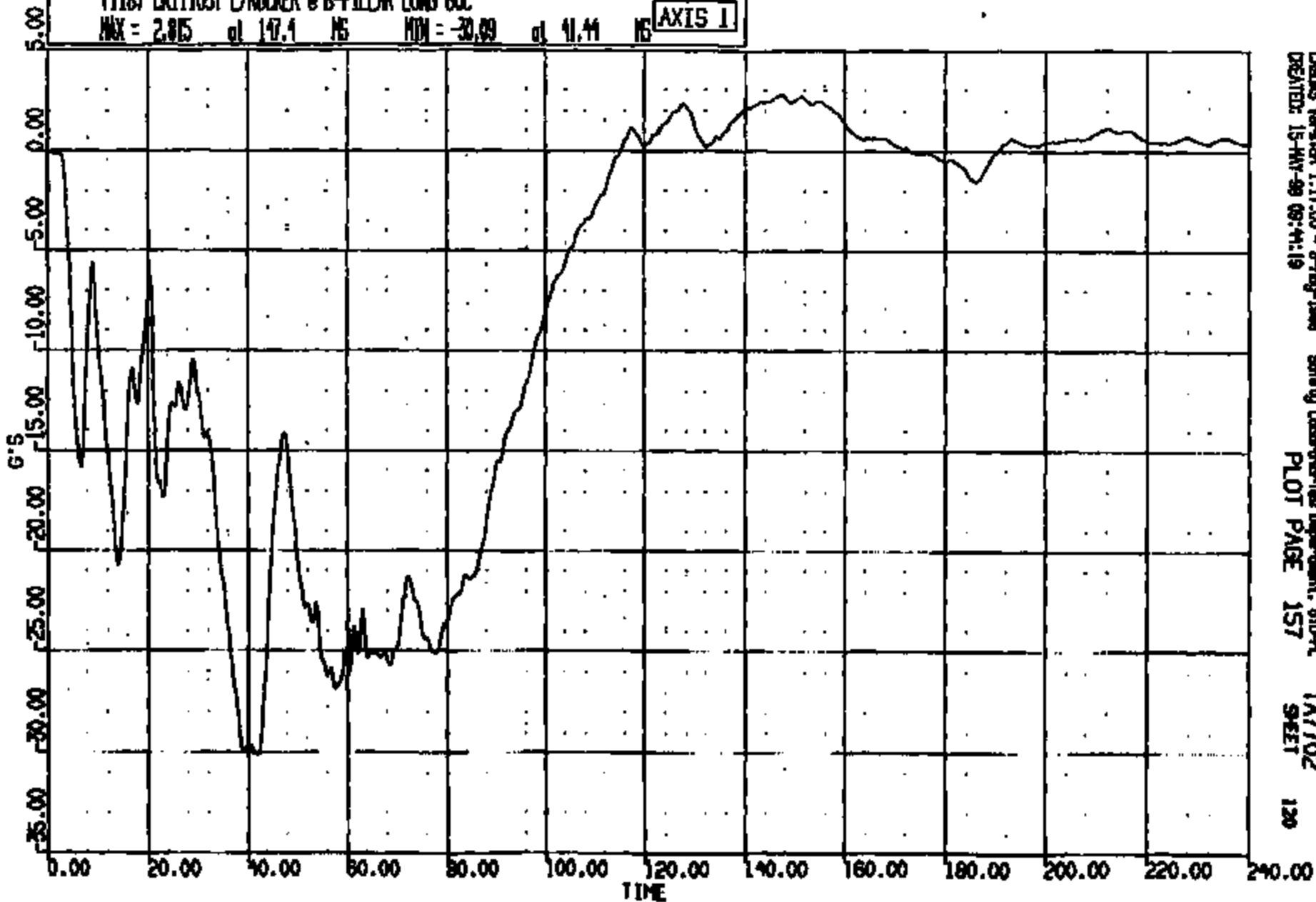
CRIS 0011103

CR #: 11103 TO: TA7702 DATE: 980518 08:27:18
2000 ON-101

(118) CR1103T L/ROCKER @ B-PILLAR LONG 60C

MAX = 2.815 at 147.1 MS MIN = -30.09 at 41.44 MS

AXIS 1



DIAGN Version 1.17.00 - 8-May-1998
CREATED: 15-MAY-99 09:44:19

Safe by Laboratory-less Department, 50D-PL
PLOT PAGE 157

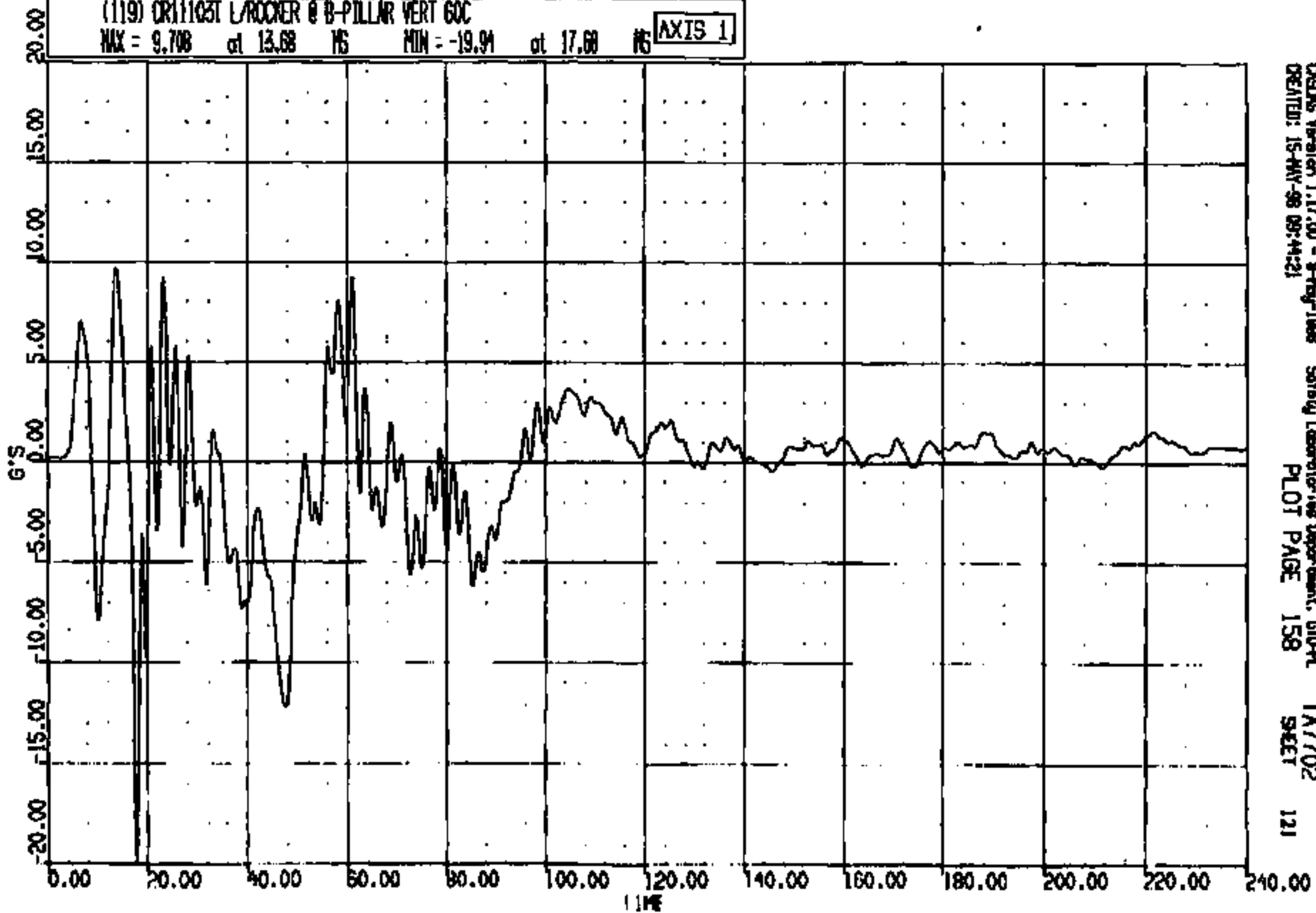
TA7702
SHEET

120

CRIS 0011103

CR R: 11103 TO: TA7702 DATE: 980515 08:37:16
2000 DN-101

(119) CR11103T L/ROCKNER @ B-PILLAR VERT 60C
MAX = 9.708 at 13.68 MS MIN = -19.91 at 17.60 MS AXIS 1



CRSIS Version 1.17.00 - 8-May-1998
CREATED: 15-MAY-98 09:44:21

Safety Laboratory Department, STD-PL
PLOT PAGE 158

TA7702
SHEET 121

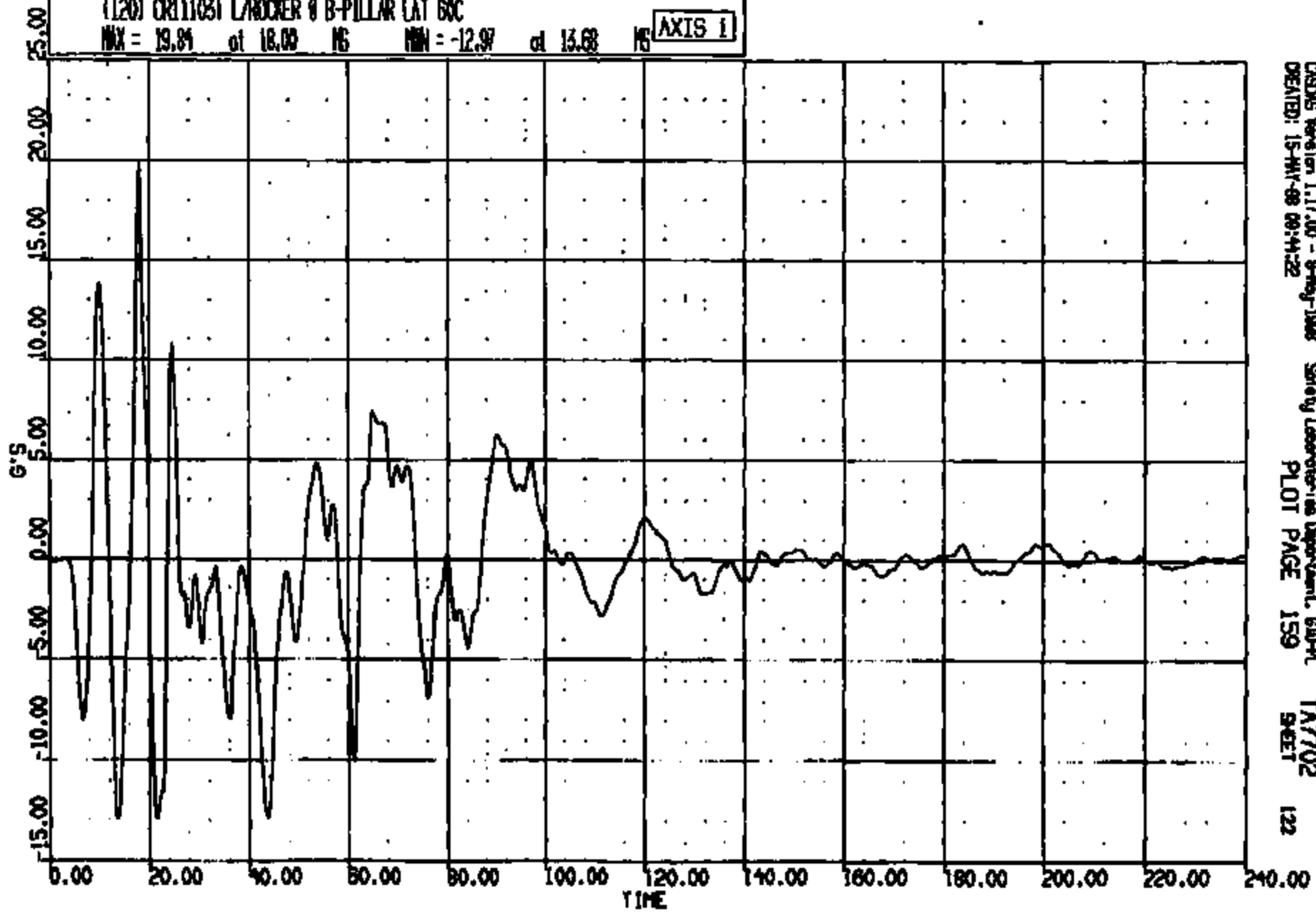
CRTS 0011103

CR R: 11103 TO: TA7702 DATE: 980515 08:57:18
2000 DN-101

(120) CR11103T L/ROCKER @ B-PILLAR LAT 60C

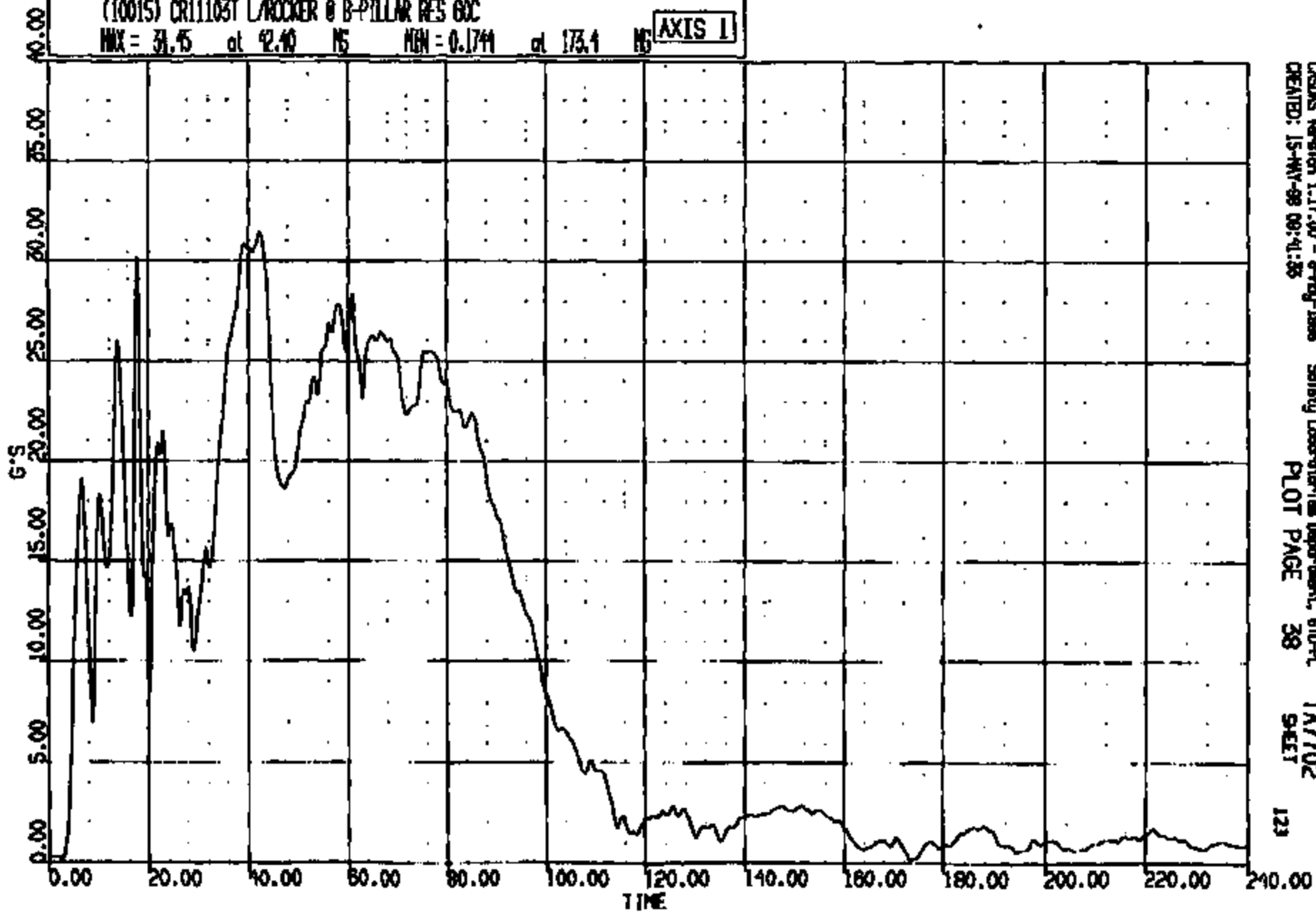
MAX = 19.84 at 18.00 MS MIN = -12.97 at 13.68 MS

AXIS 1



CP #: 11105 TD: TA7702 DATE: 980618 08:57:18
2000 DN-101

(10015) CR11103T L/ROCKER @ B-PILLAR RES GDC
MAX = 31.45 at 42.40 MS MIN = 0.1744 at 173.4 MS **AXIS 1**

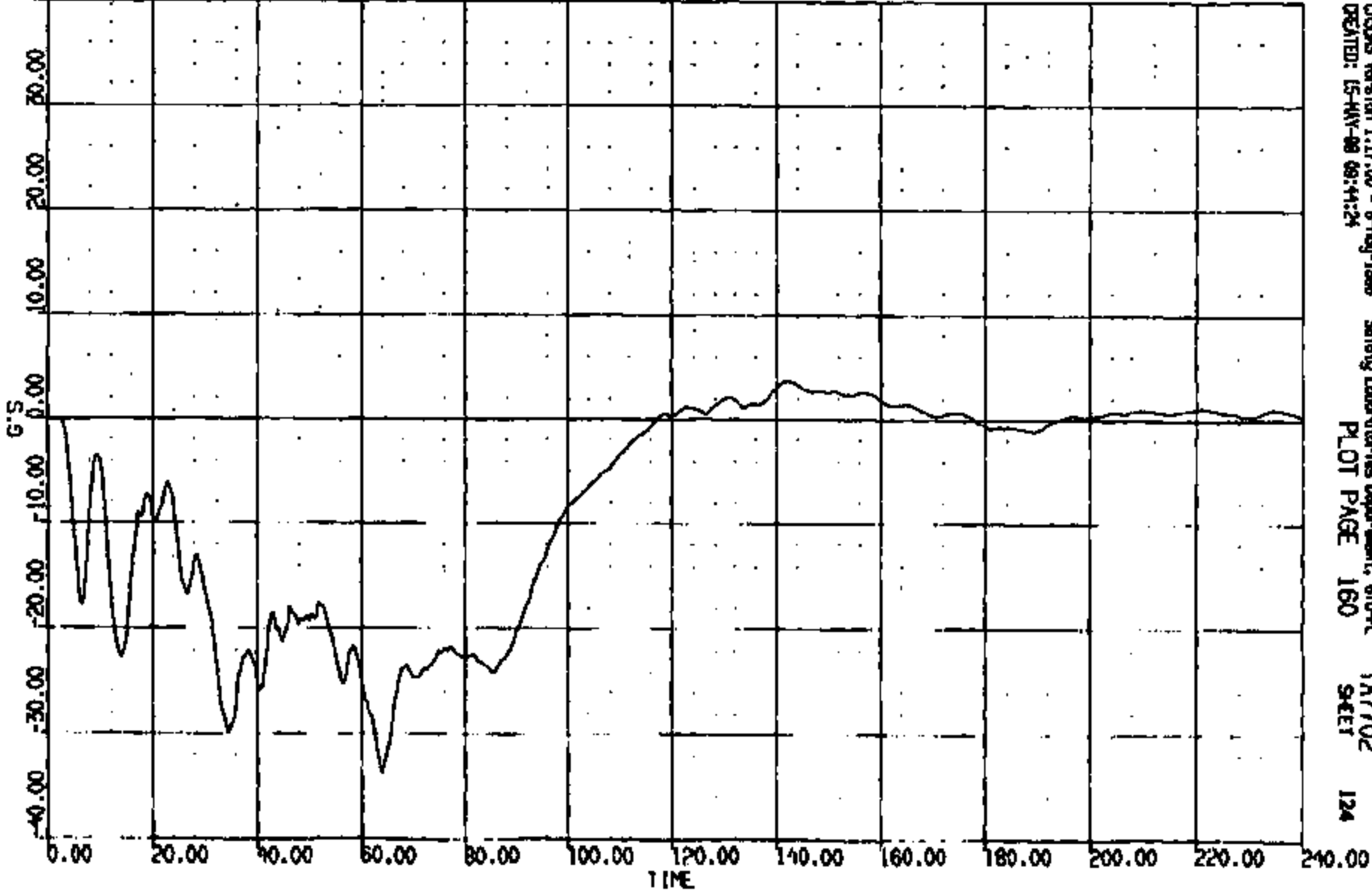


CSDAS Version 1.17.00 - 9-Aug-1998 Safety Laboratories Department, 610-PL
CREATED: 15-MAY-98 09:41:35
PLOT PAGE 38 SHEET 123

CRTS 0011103

CR R: 11108 TO: TAT702 DATE: 980515 08:37:16
2000 ON-101

(121) CR11103T R/ROCKER @ B-PILLAR LONG 60C
MAX = 3.689 at 142.2 MS MIN = -33.68 at 63.84 MS **AXIS 1**



COSMAS Version 1.17.00 - 8-May-1998 Safety Laboratories Department, 610-A
CREATED: 15-MAY-98 08:44:24 PLOT PAGE 160 SHEET 124

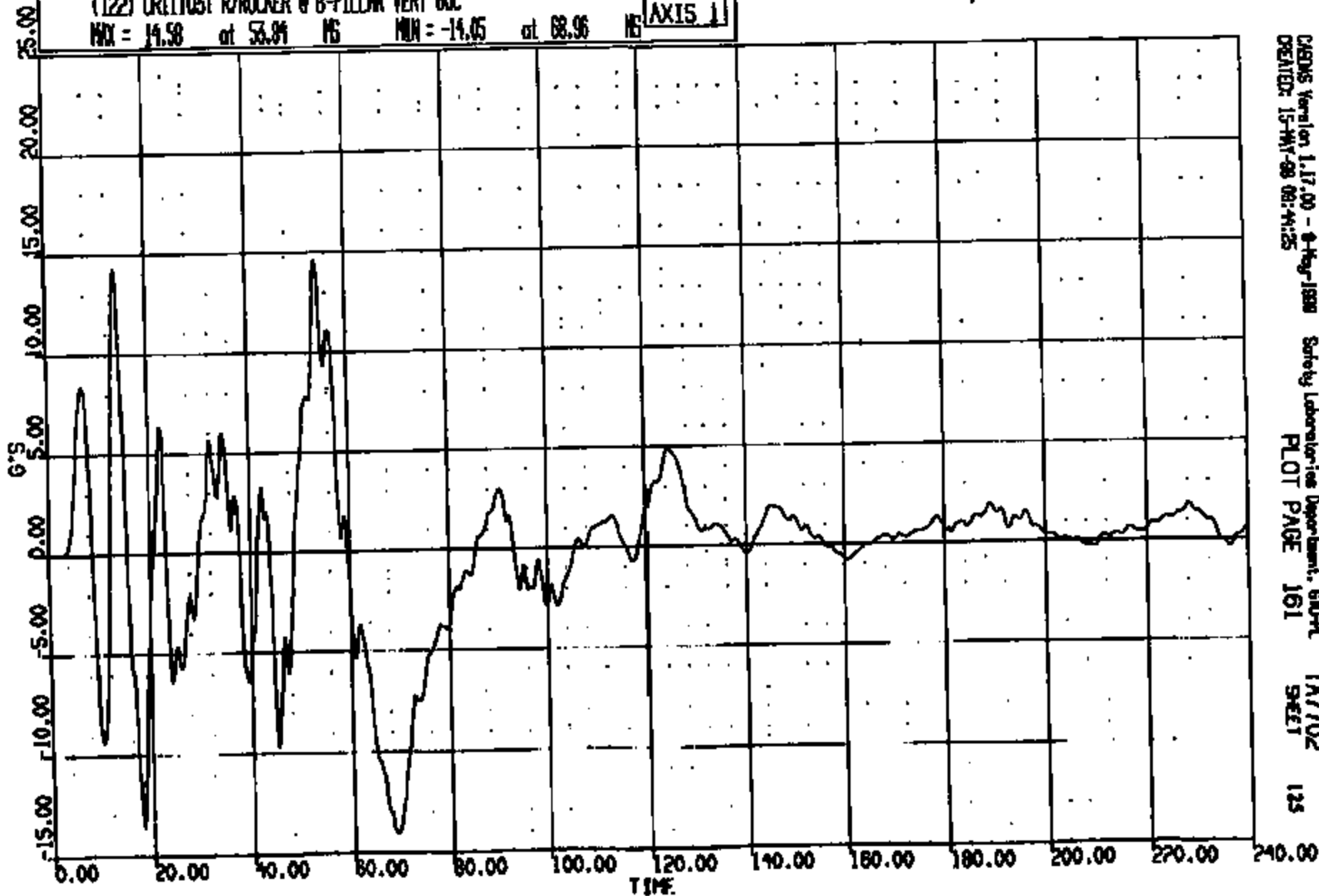
CRTS 0011103

CR R: 11103 TO: TA7702 DATE: 980515 08:27:16
2000 DN-101

(122) DRILLHST R/ROCKER @ B-PILLAR VERT 60C

MAX = 14.58 at 53.94 MS MIN = -14.05 at 68.96 MS

AXIS 1



CHRS Version 1.17.00 - 8-Aug-1998 Safety Laboratories Department, 610-PL TA7702
CREATED: 15-MAY-98 08:44:25 PLOT PAGE 161 SHEET 125

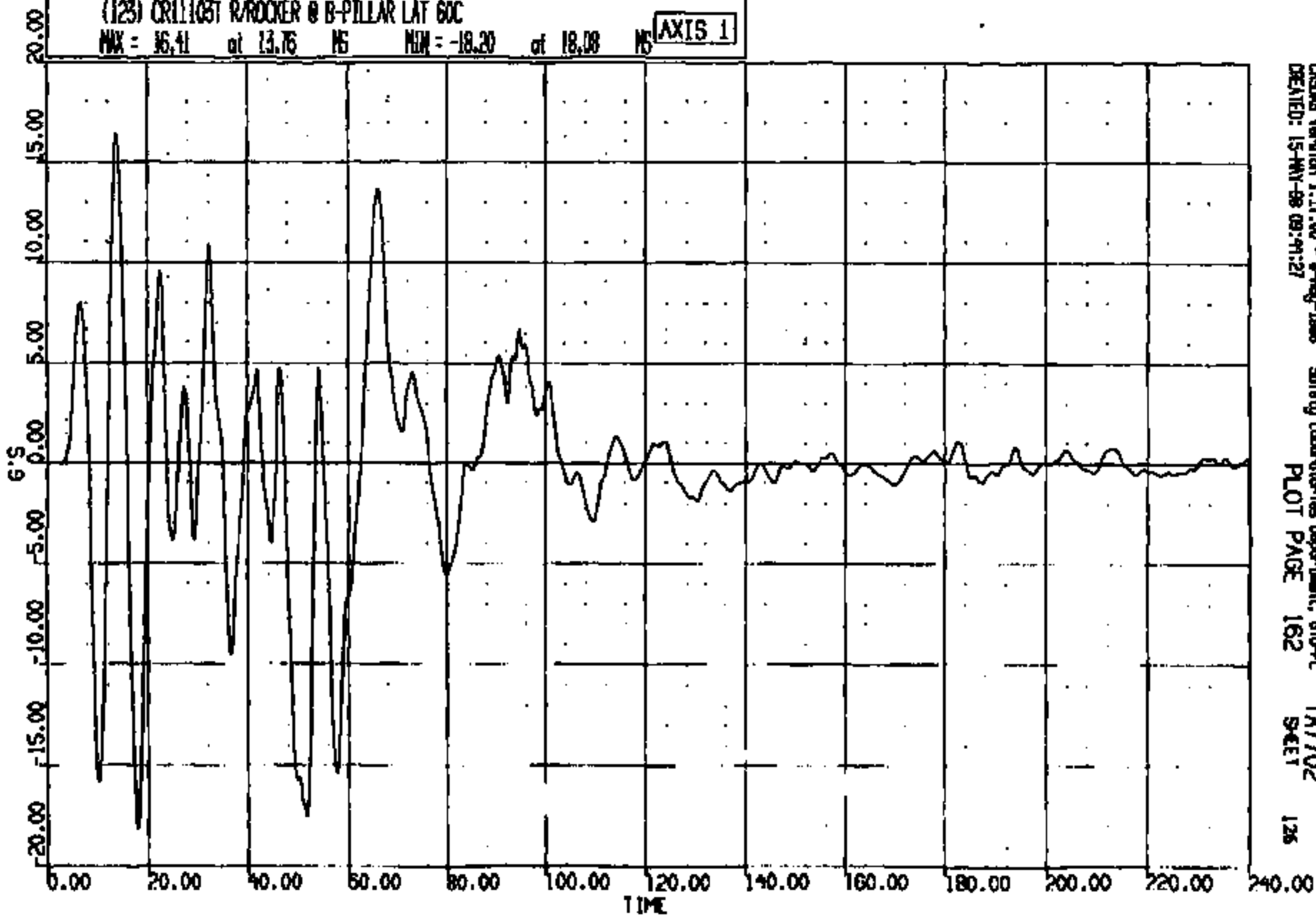
CRTS 0011103

CR R: 11103 TD: TA7702 DATE: 980515 08:57:18
8000 DN-101

(125) CR11103T R/ROCKER @ B-PILLAR LAT 60C

MAX = 16.41 at 13.76 MS MIN = -18.20 at 18.08 MS

AXIS 1



CRS05 Version 1.17.00 - 9-Aug-1998
CREATED: 15-MAY-98 09:41:27

Safety Laboratories Department, 610-PL
PLOT PAGE 162

TA7702
SHEET

126

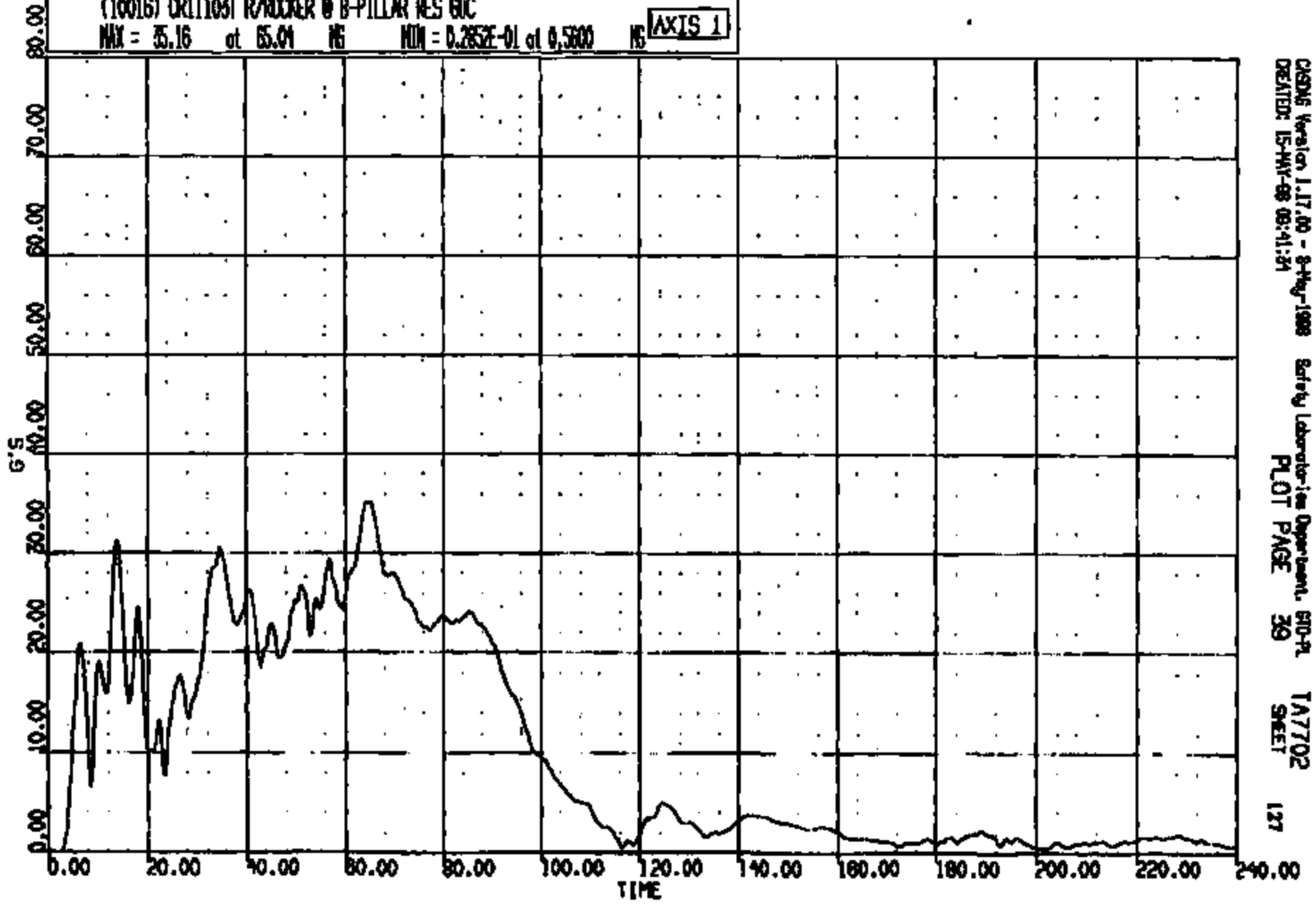
CRIS 0011103

CR R: 11103 TO: TA7702 DATE: 890515 08:37:18

2000 DN-101

(10016) ORL1103T R/ROCKER @ B-PILLAR RES GIC
MAX = 35.16 at 65.04 NG MIN = 0.2852E-01 at 0.5600 NG

AXIS 1



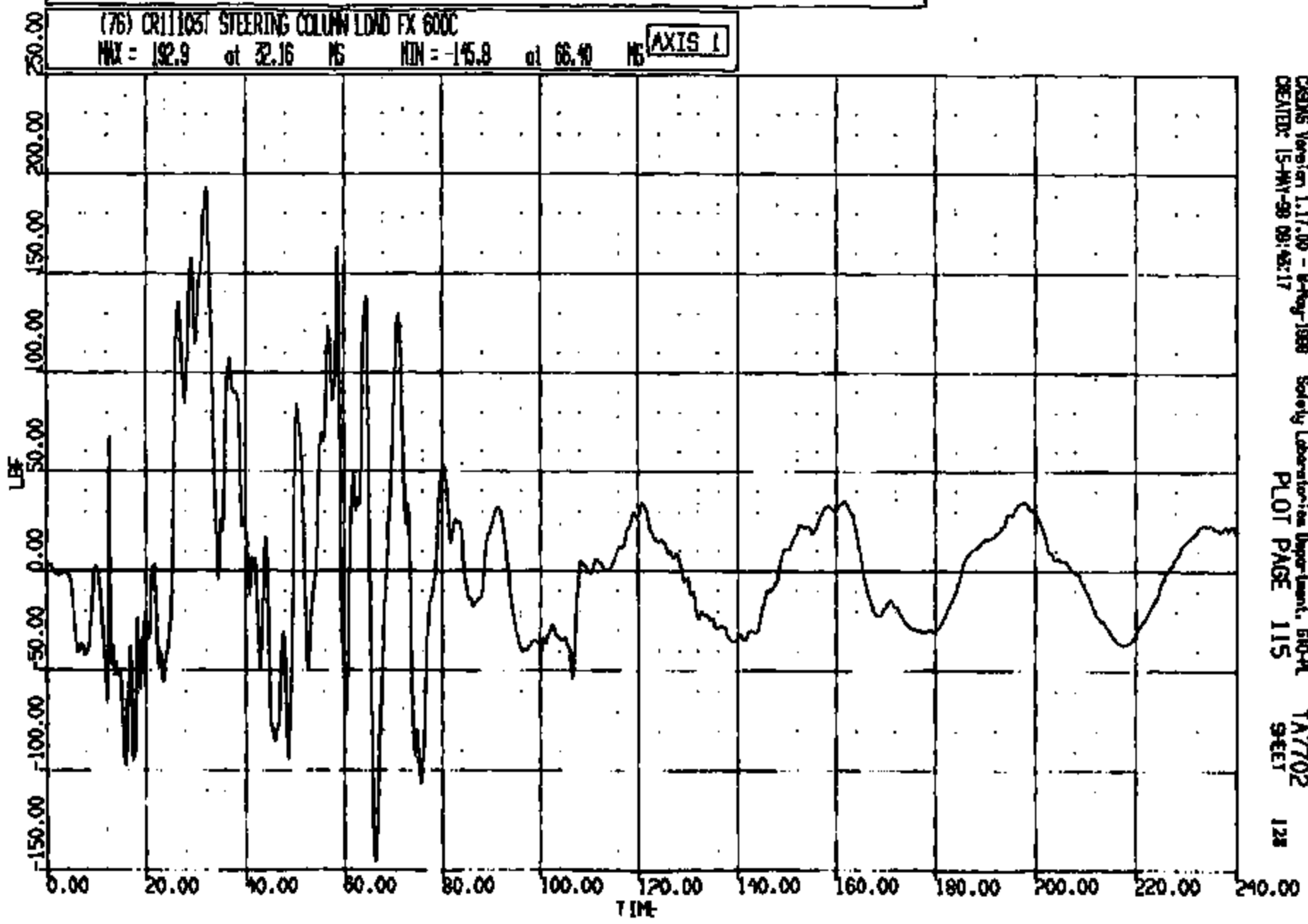
CRS Version 1.17.00 - 8-May-1988 Safety Laboratories Department, B10-7L TA7702
CREATED: 15-MAY-88 08:41:34 PLOT PAGE 39 SHEET 127

CRTS 0011103

NR R: 11105 TO: TA7702 DATE: 990515 09:57:16

NOOO ON-101

(76) CR111037 STEERING COLUMN LOAD FX 600C
MAX = 192.9 at 32.16 MS MIN = -145.9 at 66.40 MS **AXIS 1**

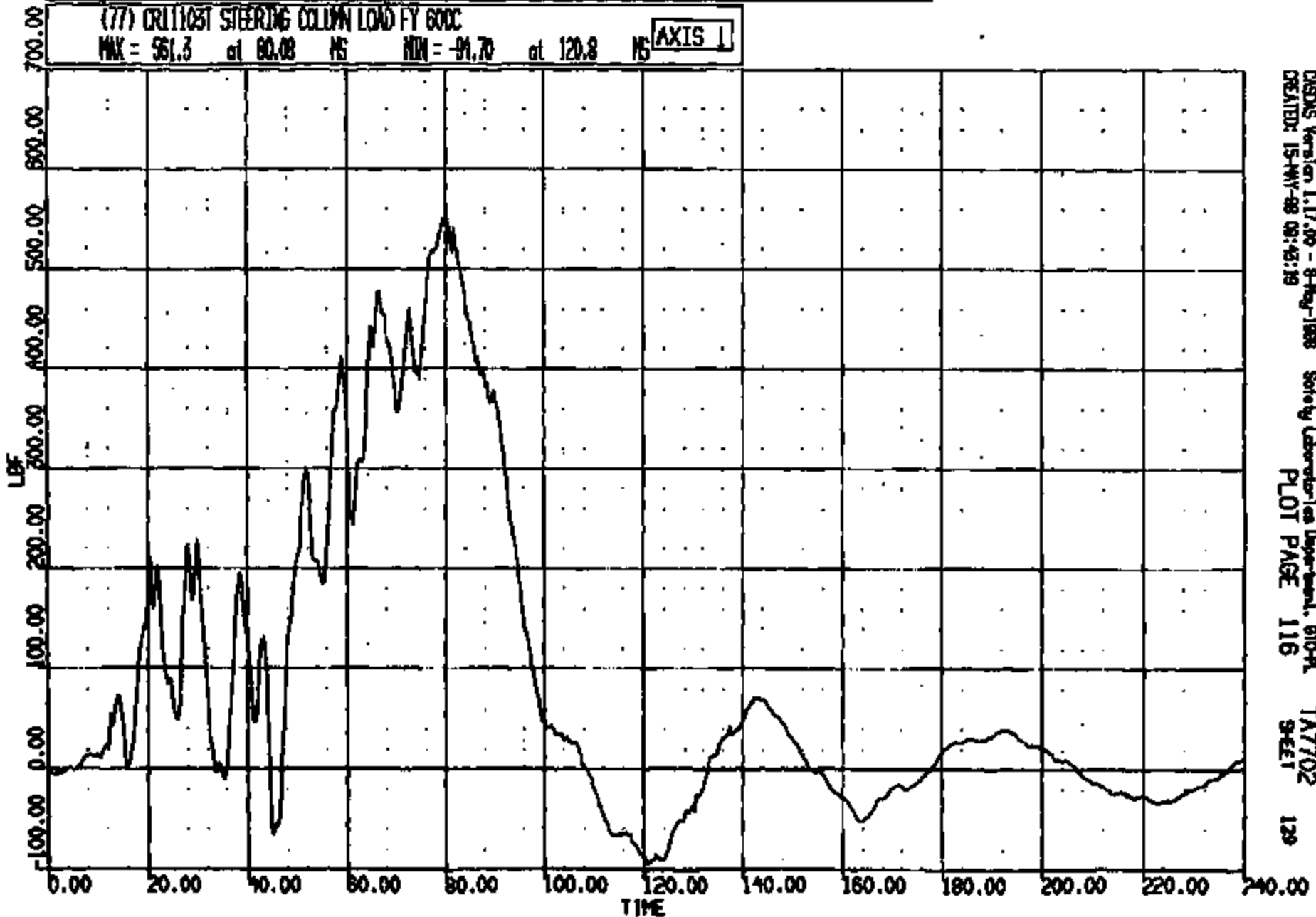


CRS Version 1.17.00 - 8-Aug-1998 Safety Laboratories Department, ERD-PL
CREATED: 15-MAY-99 09:43:17
PLOT PAGE 115
TA7702
9 SET
128

CRTS 0011103

CR R: 11103 TO: TA7702 DATE: 980518 08:37:18
2000 DN-101

(77) CR1103T STEERING COLUMN LOAD FY 600C
MAX = 561.3 at 80.08 MS MIN = -91.70 at 120.8 MS **AXIS 1**

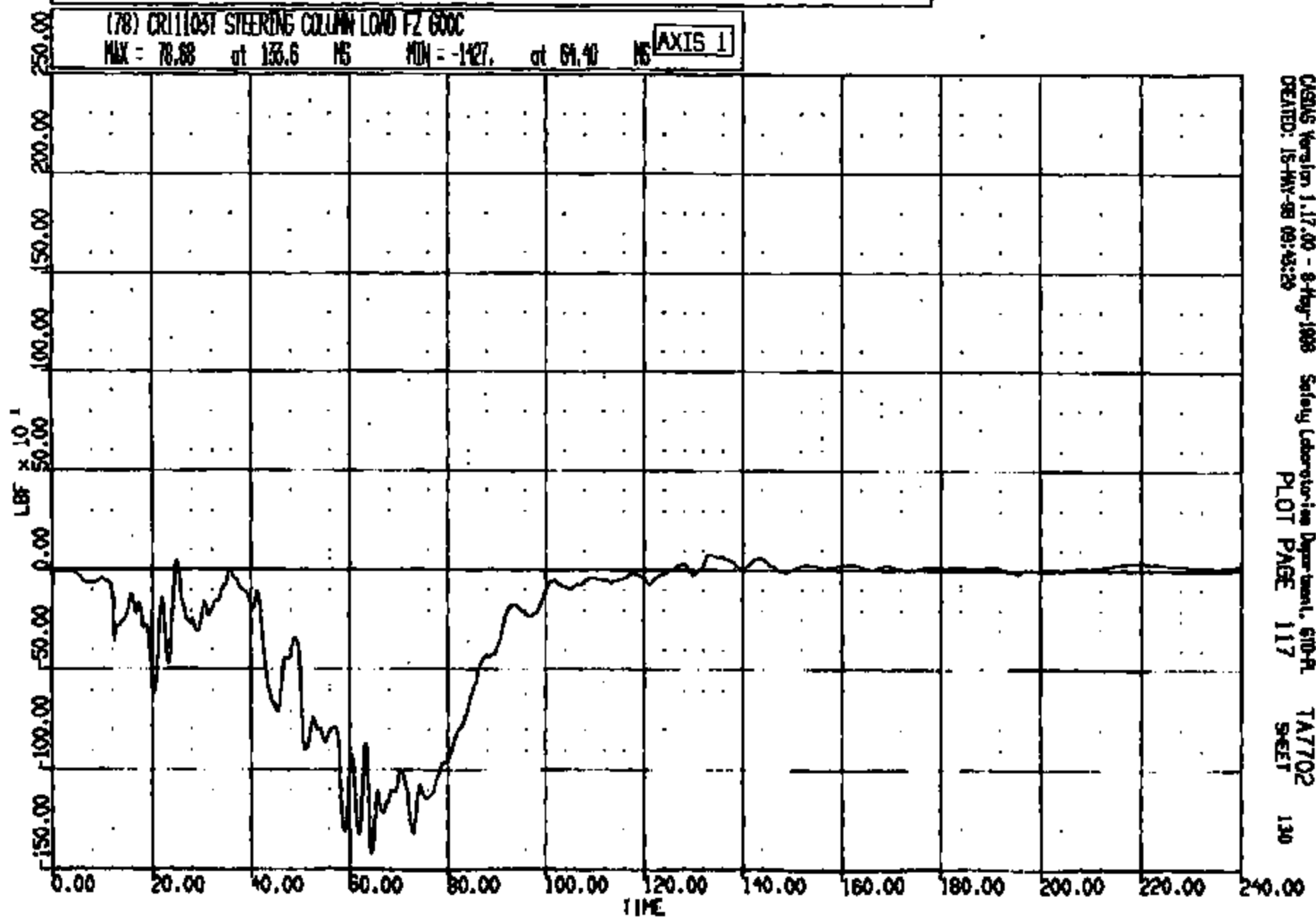


CASAS Version 1.17.00 - 8-May-1998 Safety Laboratories Department, 610-PL
CREATED: 15-NOV-98 08:43:19 PLOT PAGE 116 TA7702
9:45:1 129

CRTS 0011103

CR R: 11103 TO: TA7702 DATE: 880515 08:37:18
2000 DN-101

(78) CR11103T STEERING COLUMN LOAD FZ 600C
MAX = 78.88 at 133.6 NS MIN = -142.7 at 61.40 NS AXIS 1

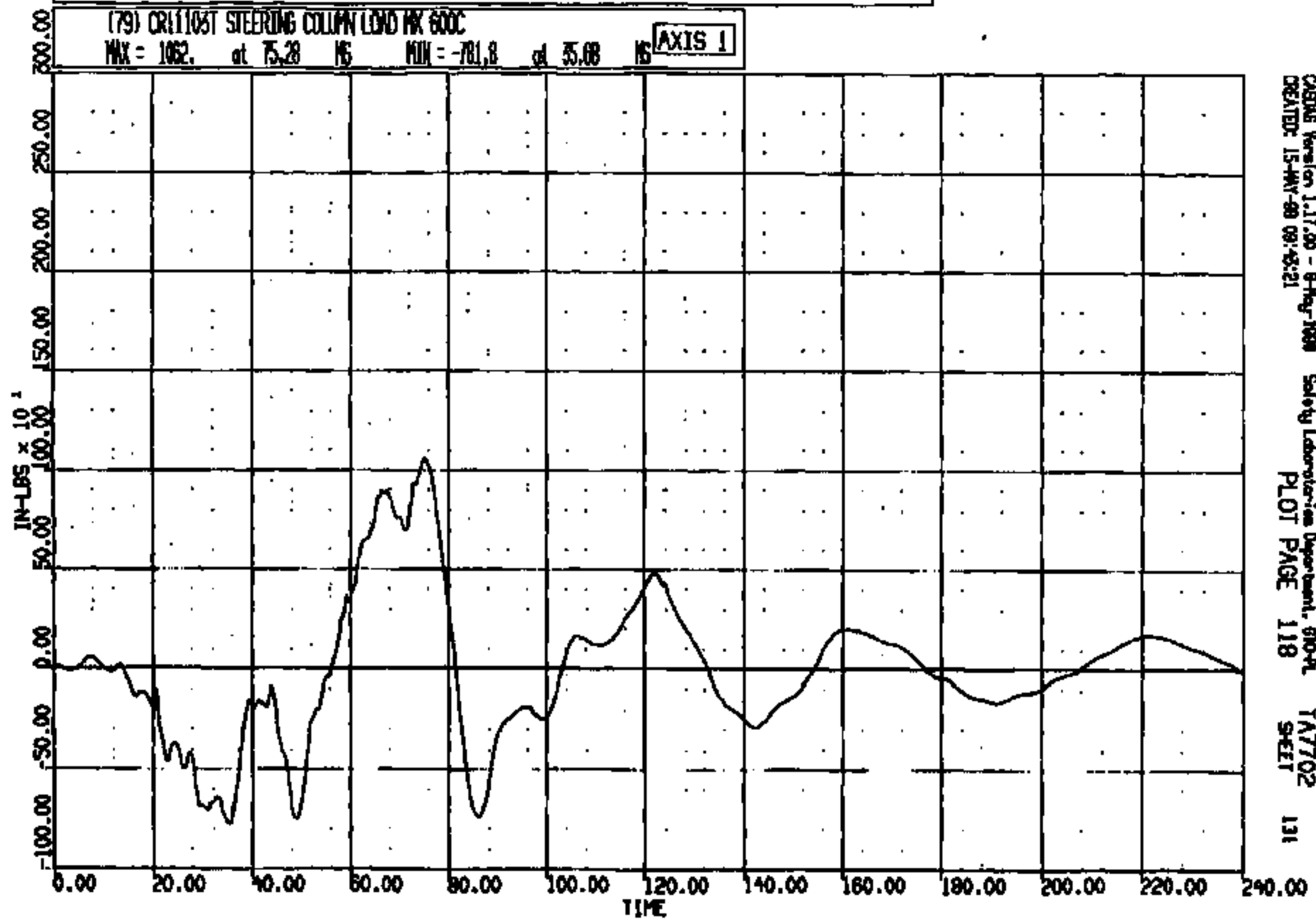


CASUS Version 1.17.00 - 8-May-1988 Safety Laboratory Department, 610-PL TA7702
CREATED: 15-MAY-88 09:43:28 PLOT PAGE 117 SHEET 130

CRTS 0011103

CR #: 11103 TO: TA7702 DATE: 980515 08:37:16
2000 DN-101

(79) CR11103T STEERING COLUMN LOAD PK 600C
MAX = 1062. at 75.28 MS MIN = -781.8 at 35.68 MS **AXIS 1**

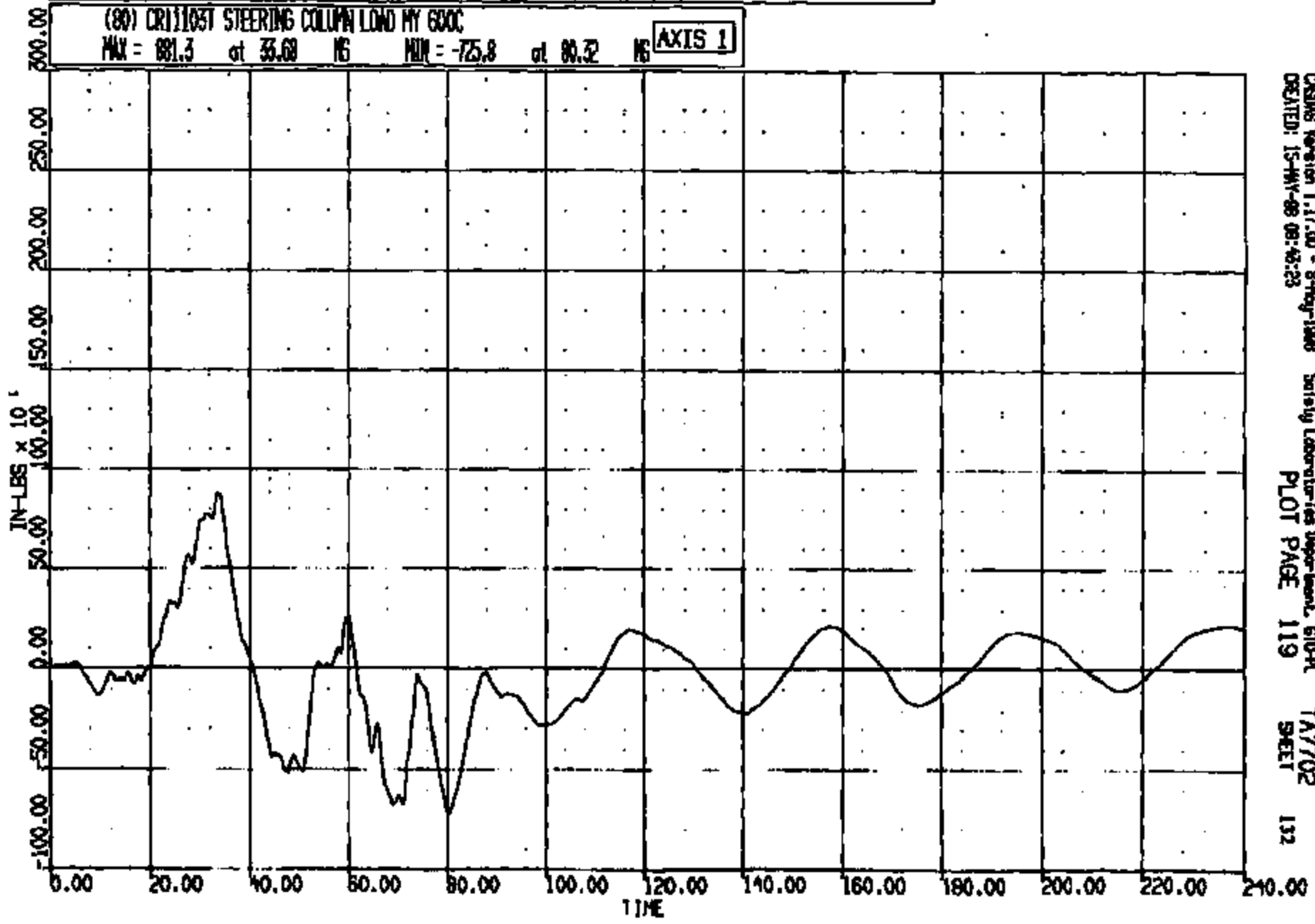


CASME Version 1.17.00 - 8-May-1998 Safety Laboratories Department, 610-PL TA7702
CREATED: 15-MAY-98 09:43:21 PLOT PAGE 118 SHEET 131

CR1S 0011103

CR R: 11103 TD: TA7702 DATE: 980515 08:37:16
2000 DN-101

(80) CR11103T STEERING COLUMN LOAD MY 630C
MAX = 881.3 at 33.68 NS MIN = -75.8 at 80.32 NS **AXIS 1**

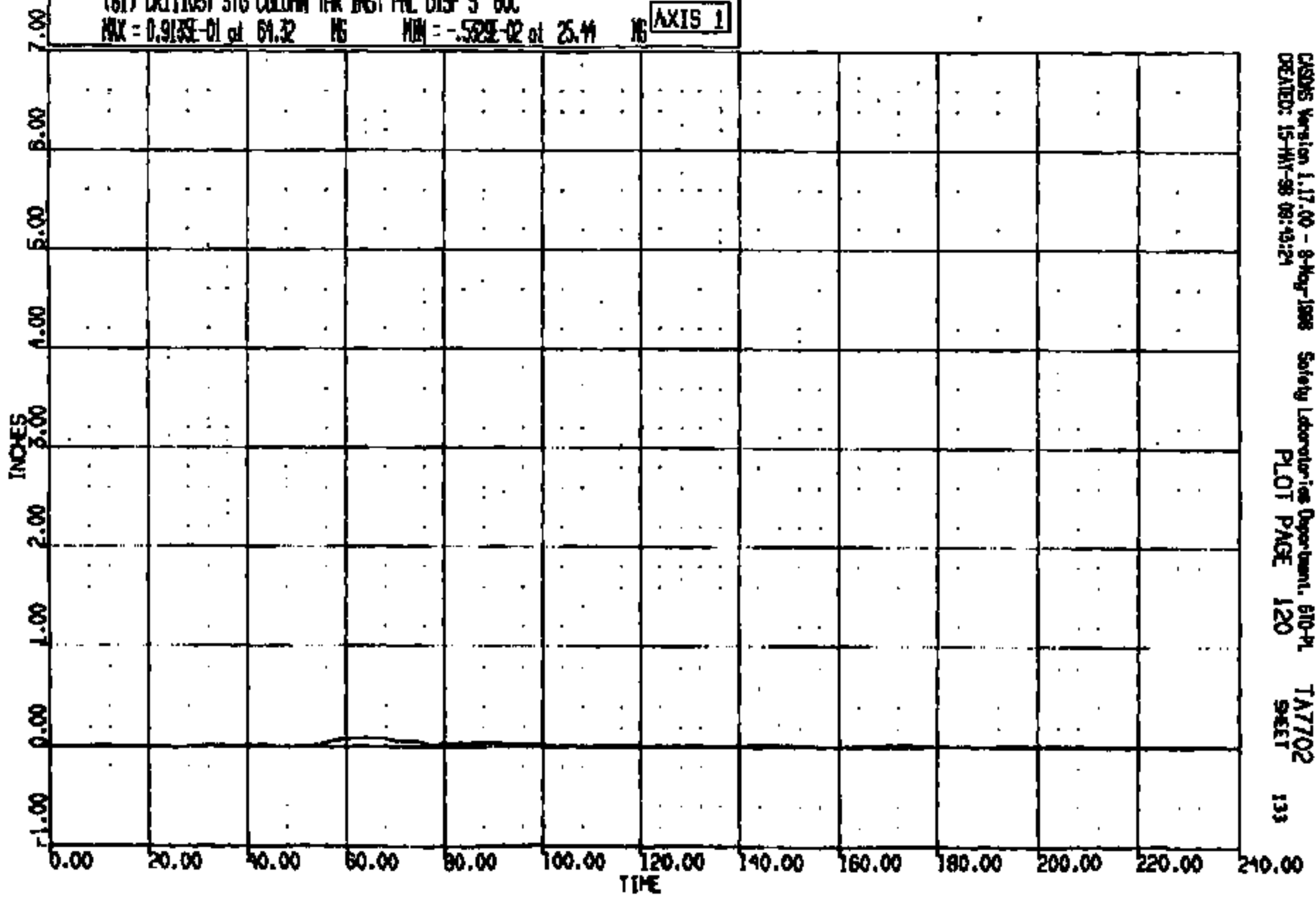


CRSMB Version 1.17.00 - 8-May-1998 Safety Laboratories Department, 610-PL TA7702
CREATED: 15-MAY-98 08:42:23 PLOT PAGE 119 SHEET 132

CRTS 0011103

CR R: 11103 TO: TA7702 DATE: 980516 08:27:16
2000 DN-101

(81) CR11103T STG COLUMN THR INST PNL DISP S 60C
MAX = 0.913E-01 at 69.32 IN MIN = -5.82E-02 at 25.44 IN **AXIS 1**

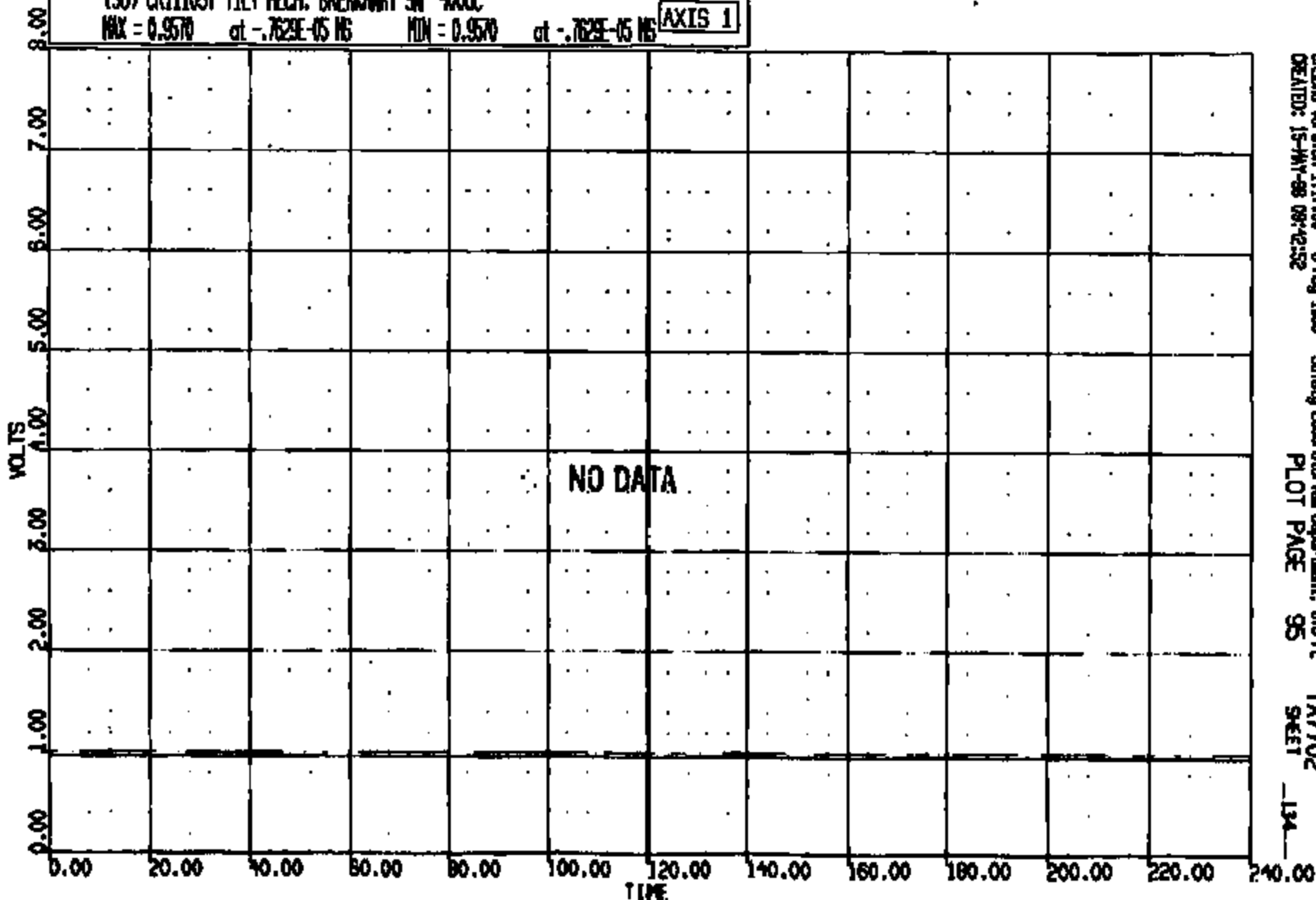


CADSYS Version 1.17.00 - 8-May-1998 Safety Laboratories Department, 610-PL TA7702
CREATED: 15-MAY-98 08:43:24 PLOT PAGE 120 SHEET 133

CRTS 0011103

CR R: 11105 TO: TA7702 DATE: 980515 08:27:18
2000 DN-101

(56) CR11103T TILT MECH. BREAKAWAY SW 400C
MAX = 0.9570 at -.7629E-05 MS MIN = 0.9570 at -.7629E-05 MS **AXIS 1**



CREMS Version 1.17.00 - 8-Feb-1999
CREATED: 15-MAY-98 08:42:52

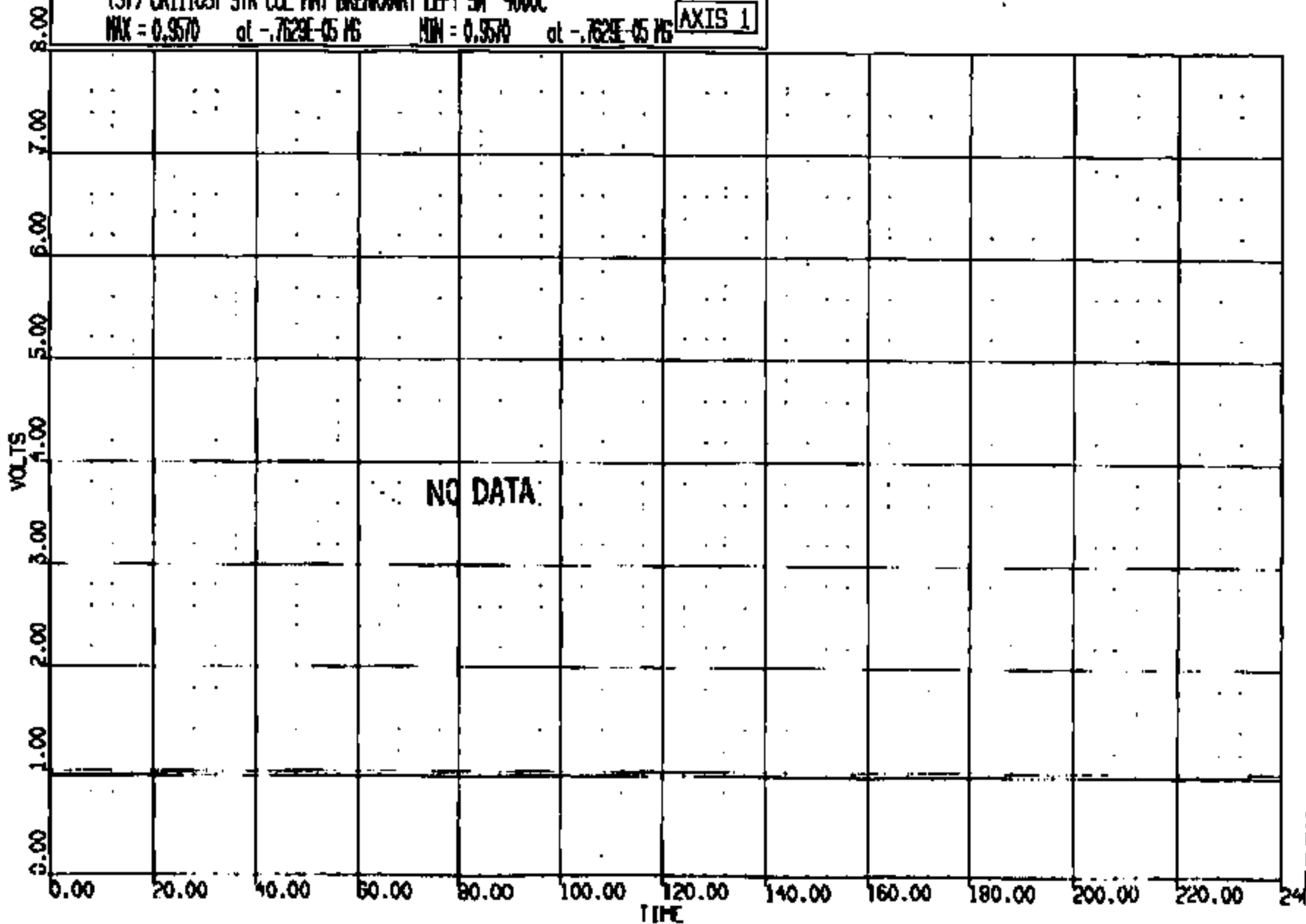
Safety Laboratory Department, BPO-PL
PLOT PAGE 95

SHEET 134

CR11103

CR R: 11103 TD: TA7702 DATE: 080618 08:57:10
2000 DN-101

(57) CR11103T STR COL INT BREAKAWAY LEFT SM 4000C
MAX = 0.9570 at -.7629E-05 MS MIN = 0.9570 at -.7629E-05 MS **AXIS 1**



CRIMS Version 1.17.00 - 8-May-1998
CREATED: 15-MAY-98 09:42:58

Safety Laboratories Department, 610-PL
PLOT PAGE 96

TA7702
SHEET

135

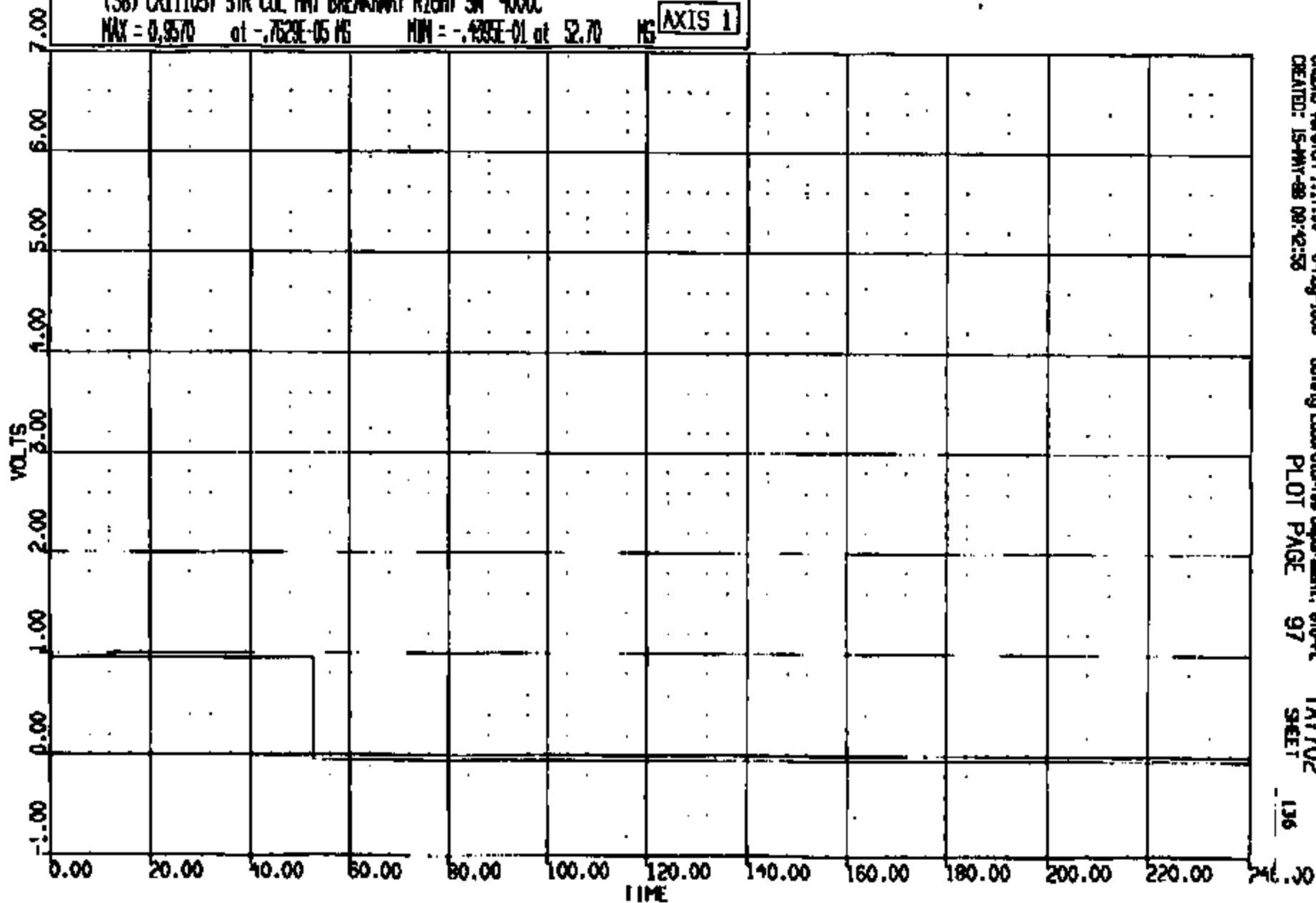
CRIS 0011103

UNIT: 11103 TO: TA7702 DATE: 990515 08:37:18
NO. 00 DN-101

(58) CR11103T STR COIL WNT BREAKAWAY RIGHT SW 4000C

MAX = 0.9570 at -7529E-05 MS MIN = -.433E-01 at 52.70 MS

AXIS 1



CARDS Version 1.17.00 - 9-May-1998
CREATED: 15-MAY-98 08:42:53

Safety Laboratories Department, 610-9L
PLOT PAGE 97

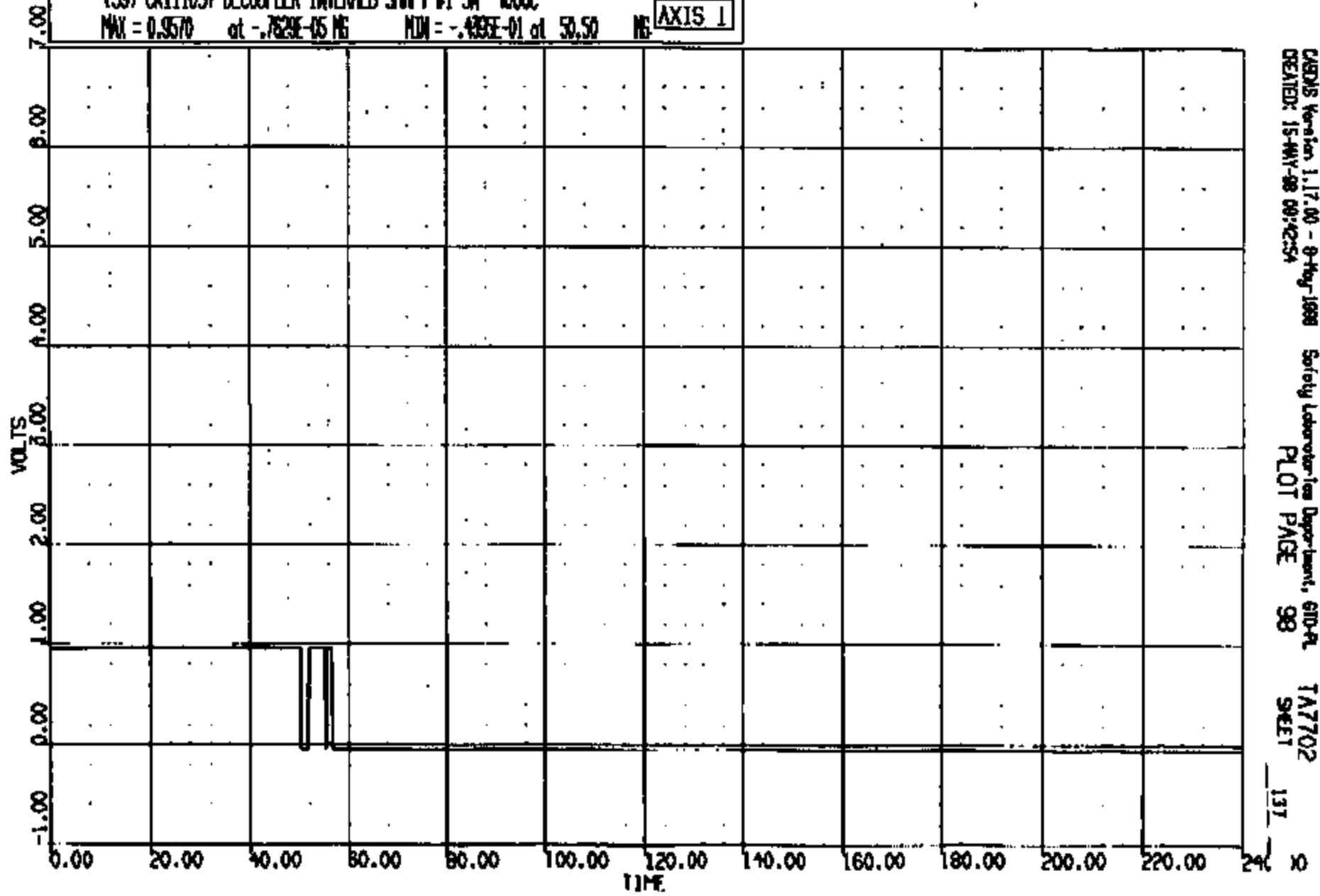
TA7702
SHEET

136

CRIS 0011103

CR #: 11103 TO: TA7702 DATE: 280516 08:37:18
2000 DN-101

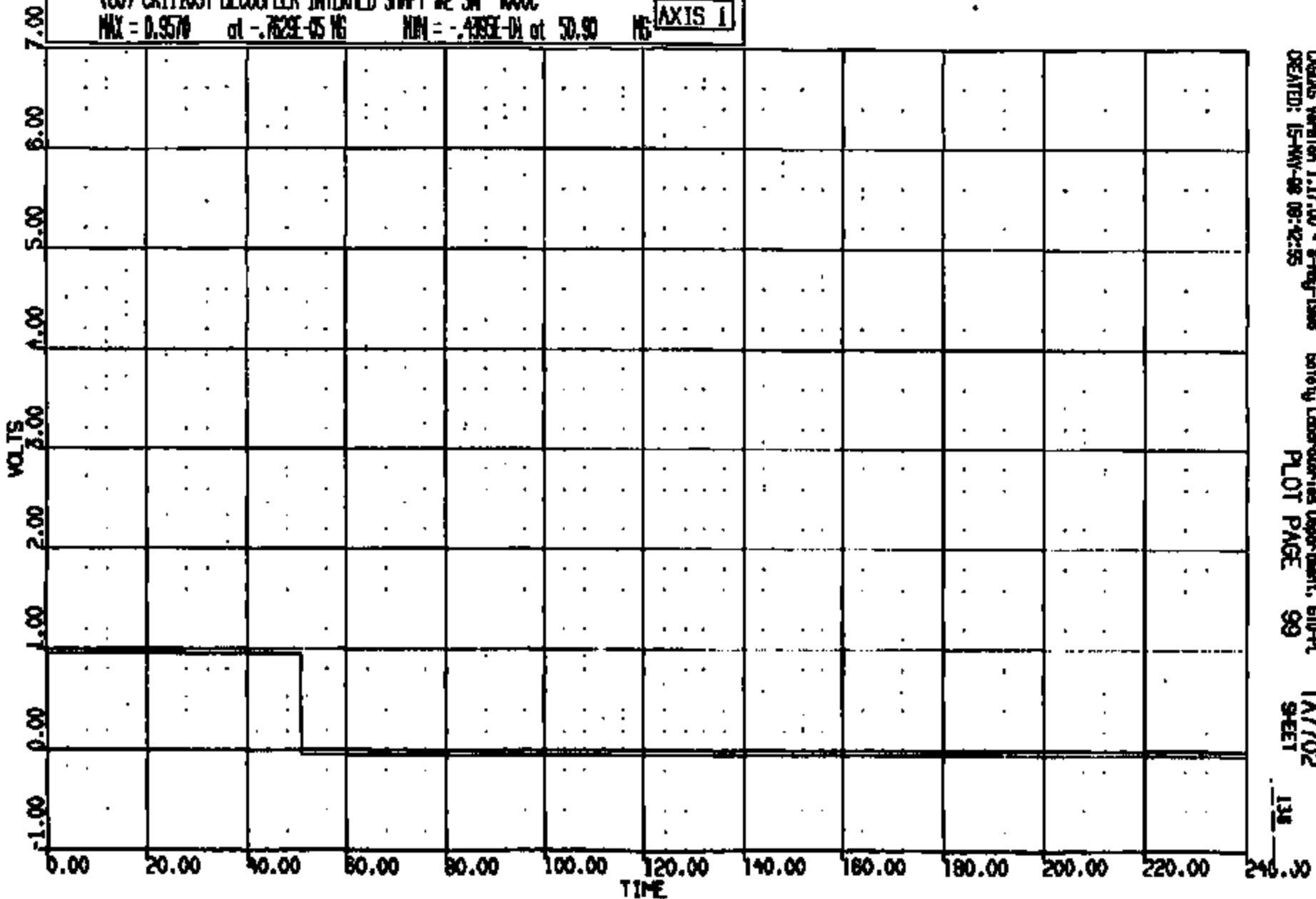
(59) CR111037 DECOUPLER INTERMED SWFT #1 9M 4000C
MAX = 0.9570 at -.7829E-05 MG MIN = -.4935E-01 at 50.50 MG **AXIS 1**



CAGNS Version 1.17.00 - 8-Aug-1998 Safety Laboratory Department, 610-A
CREATED: 15-MAY-98 09:42:54 PLOT PAGE 98 SHEET

CR R: 11105 TO: TA7702 DATE: 980315 08:57:16
2000 DN-101

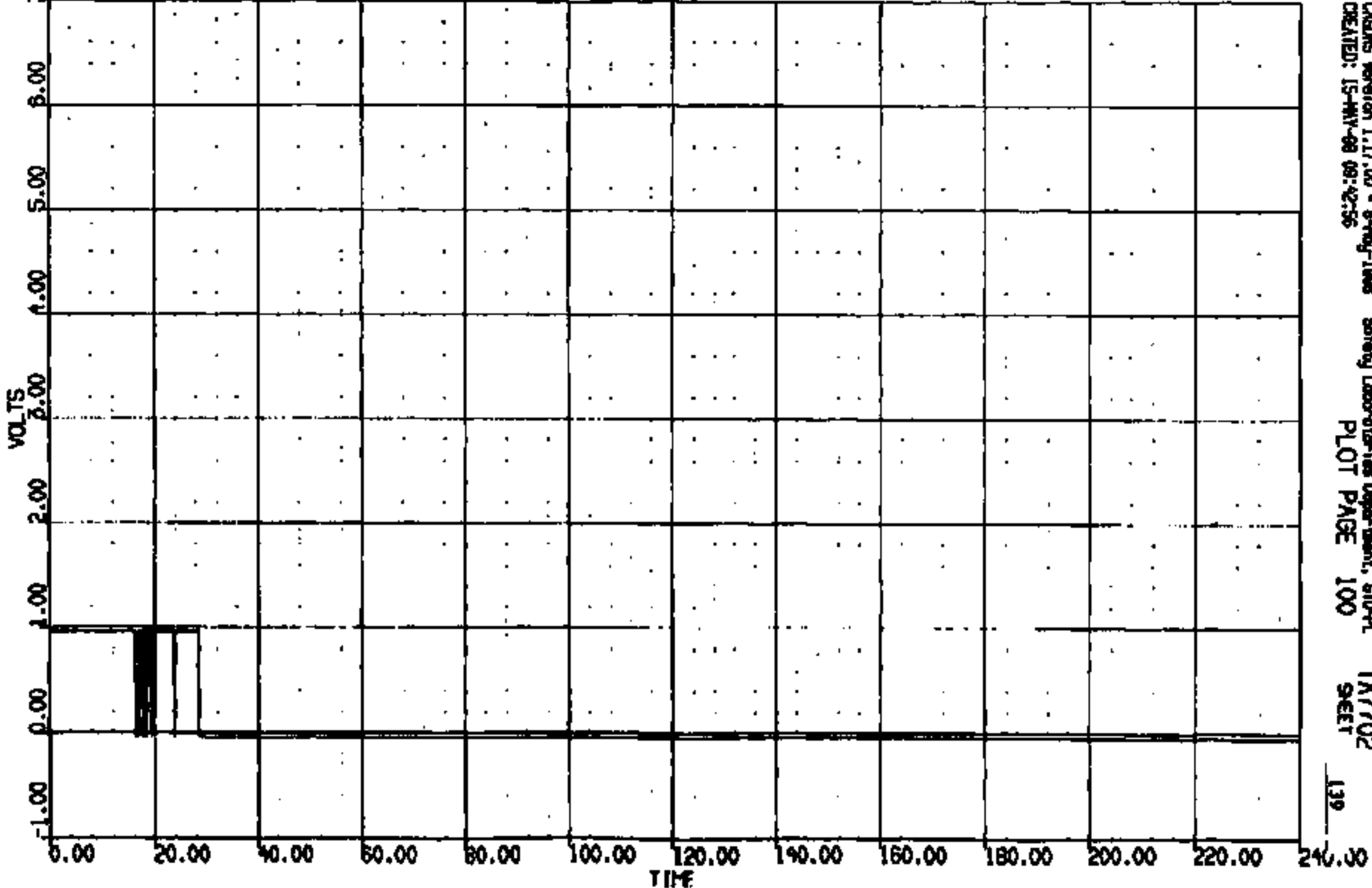
(60) CR11105T DECOUPLER INTERMED SWFT #2 SW 4000C
MAX = 0.9570 at -.7629E-05 MG MIN = -.4395E-01 at 50.90 MS AXIS 1



CADDS Version 1.17.00 - 8-May-1998 Safety Laboratories Department, 610-PL TA7702
CREATED: 15-MAY-98 08:42:55 PLOT PAGE 99 SHEET

CR R: 11103 TO: TAT702 DATE: 980615 08:37:18
2000 DN-101

(S1) OR111031 FUEL SHUT OFF (INERTIA) SN 4000
MAX = 0.9570 at -.7629E-05 MS MIN = -.4365E-01 at 16.40 MS **AXIS 1**

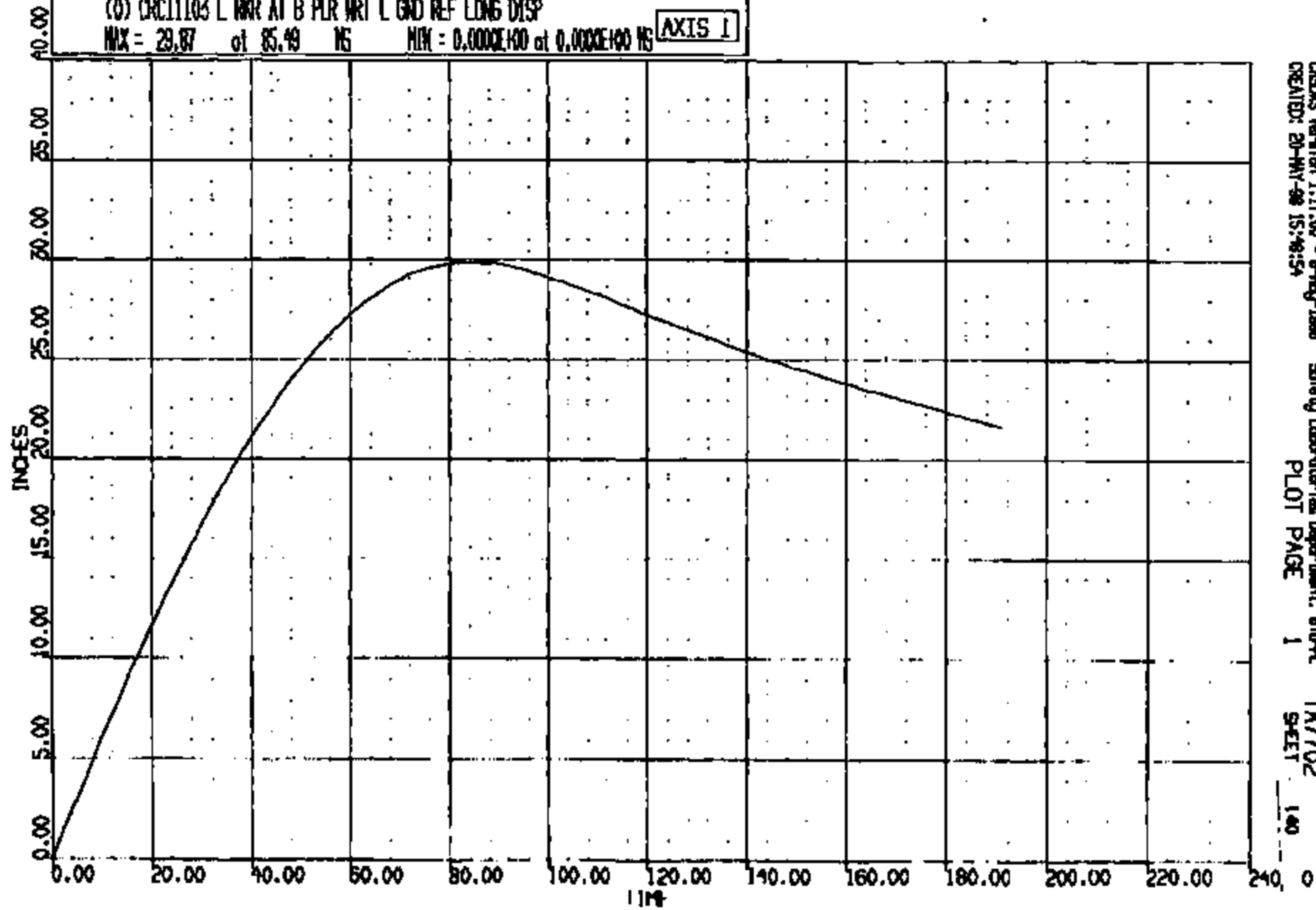


CASIMS Version 1.17.00 - 8-May-1998 Safety Laboratories Department, SLD-PL TAT702
CREATED: 15-MAY-98 09:42:56 PLOT PAGE 100 SHEET

CRTS 0011103

PIR R: 11103 TO: TA7702 DATE: 980516 08:37:18
R000 DN-101

(0) CR011103 L WRT AT B PLR WRT L GND REF LONG DISP
MAX = 29.87 of 85.49 MS MIN = 0.000E+00 at 0.000E+00 MS **AXIS 1**

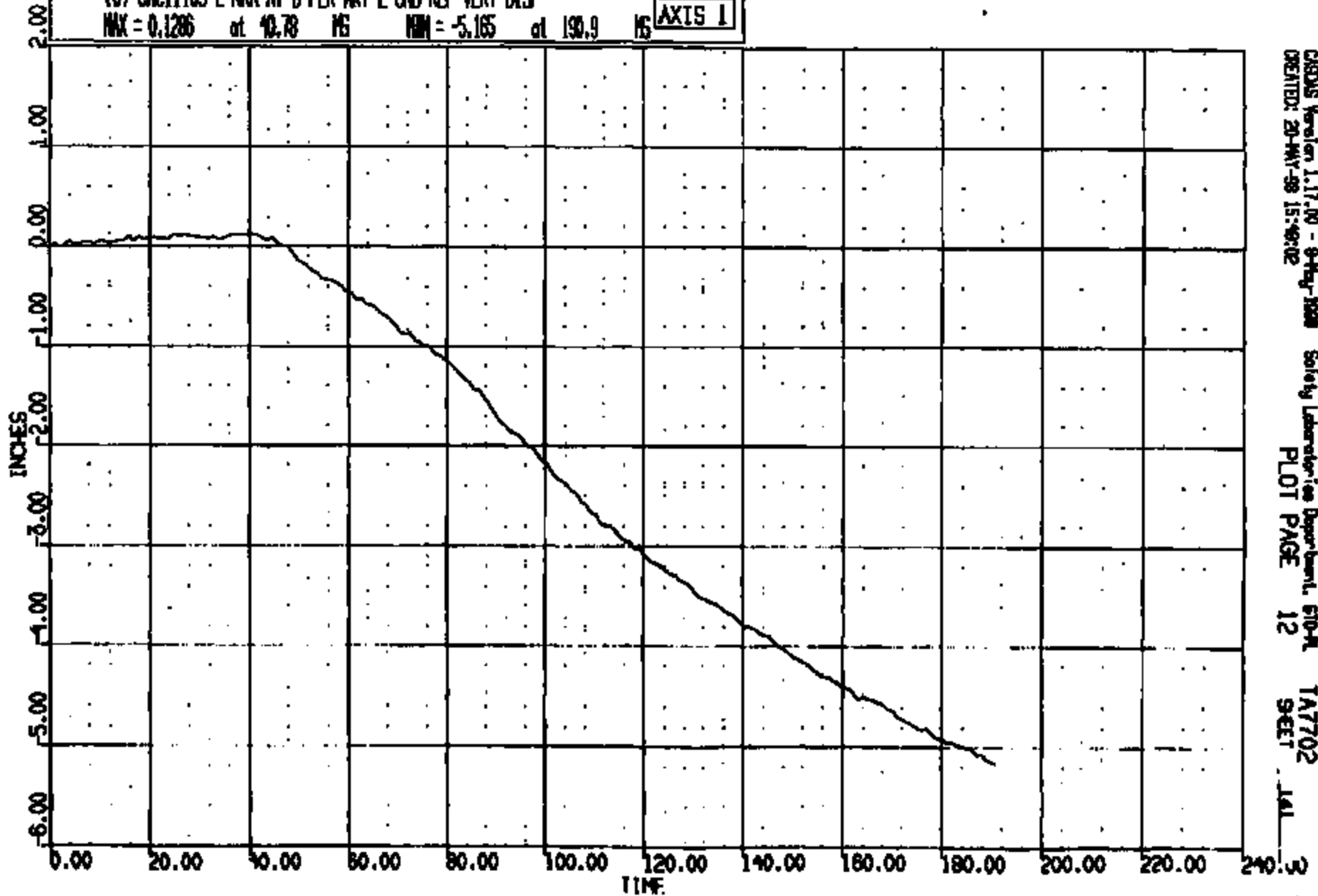


CRS011103
CREATED: 20-MAY-98 15:46:54
Safety Laboratories Department, 610-PL
PLOT PAGE 1
TA7702
SHEET 140

CRIS 0011103

CR R: 11103 TO: TA7702 DATE: 880516 08:37:16
2000 DN-101

(0) CR11103 L RKR AT B PLR WRT L END REF VERT DISP
MAX = 0.1286 at 10.78 MS MIN = -5.165 at 190.9 MS **AXIS 1**



CASDIS Version 1.17.00 - 9-May-1988
CREATED: 20-MAY-88 15:40:02

Safety Laboratory Department, 610-A
PLOT PAGE 12

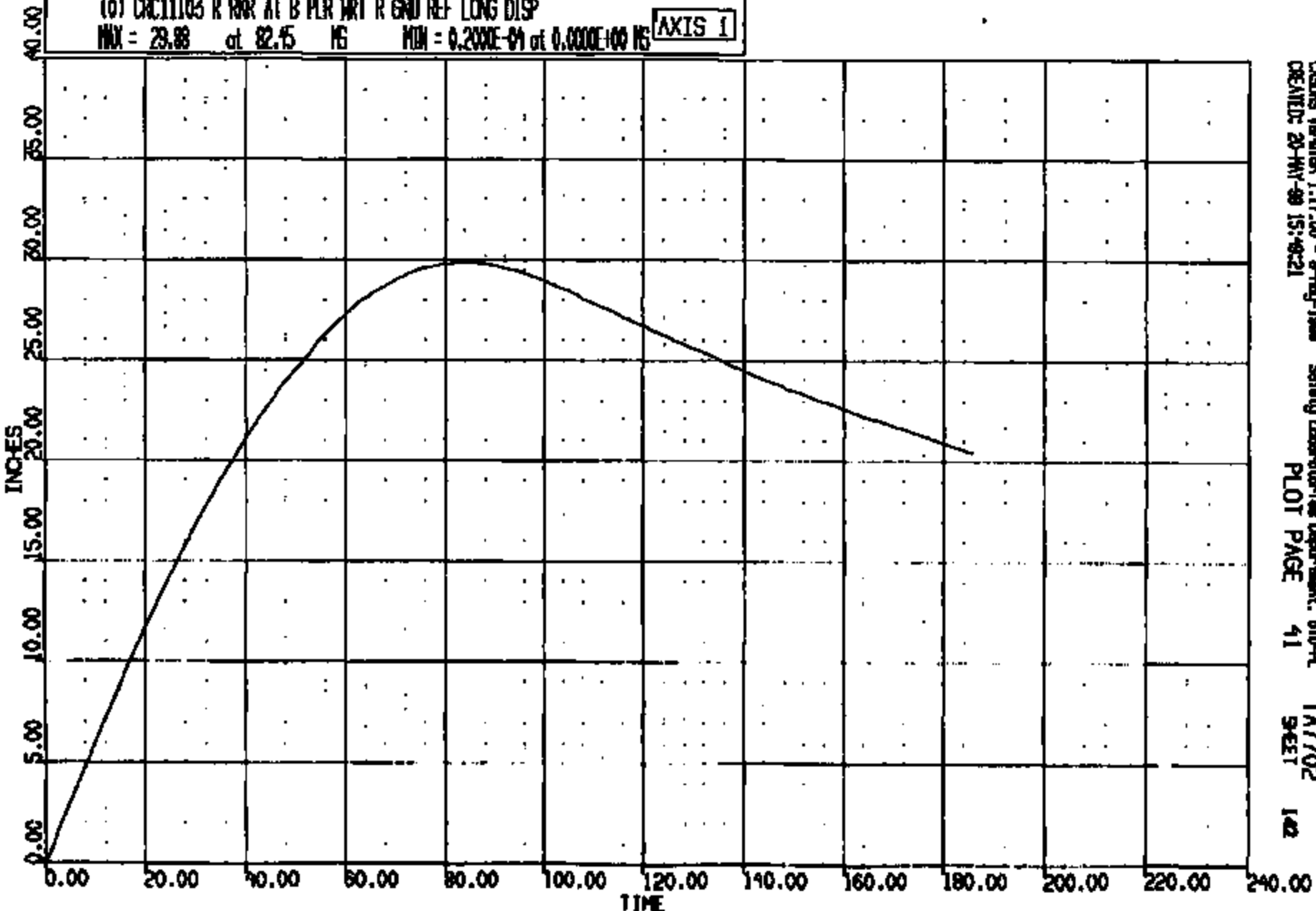
TA7702
SECT

141

CR11103

CR R: 11103 YD: TA7702 DATE: 980518 08:37:18
2000 DN-101

(1) CR01103 R RWR AT B PLR WRT R GND REF LONG DISP
MAX = 23.88 at 82.45 MS MIN = 0.2000E-01 at 0.0000E+00 MS **AXIS 1**



CRS Version 1.17.00 - 8-May-1998 Safety Laboratory Department, B10-PL
CREATED: 20-MAY-98 15:48:21 PLOT PAGE 41 TA7702 SHEET 142

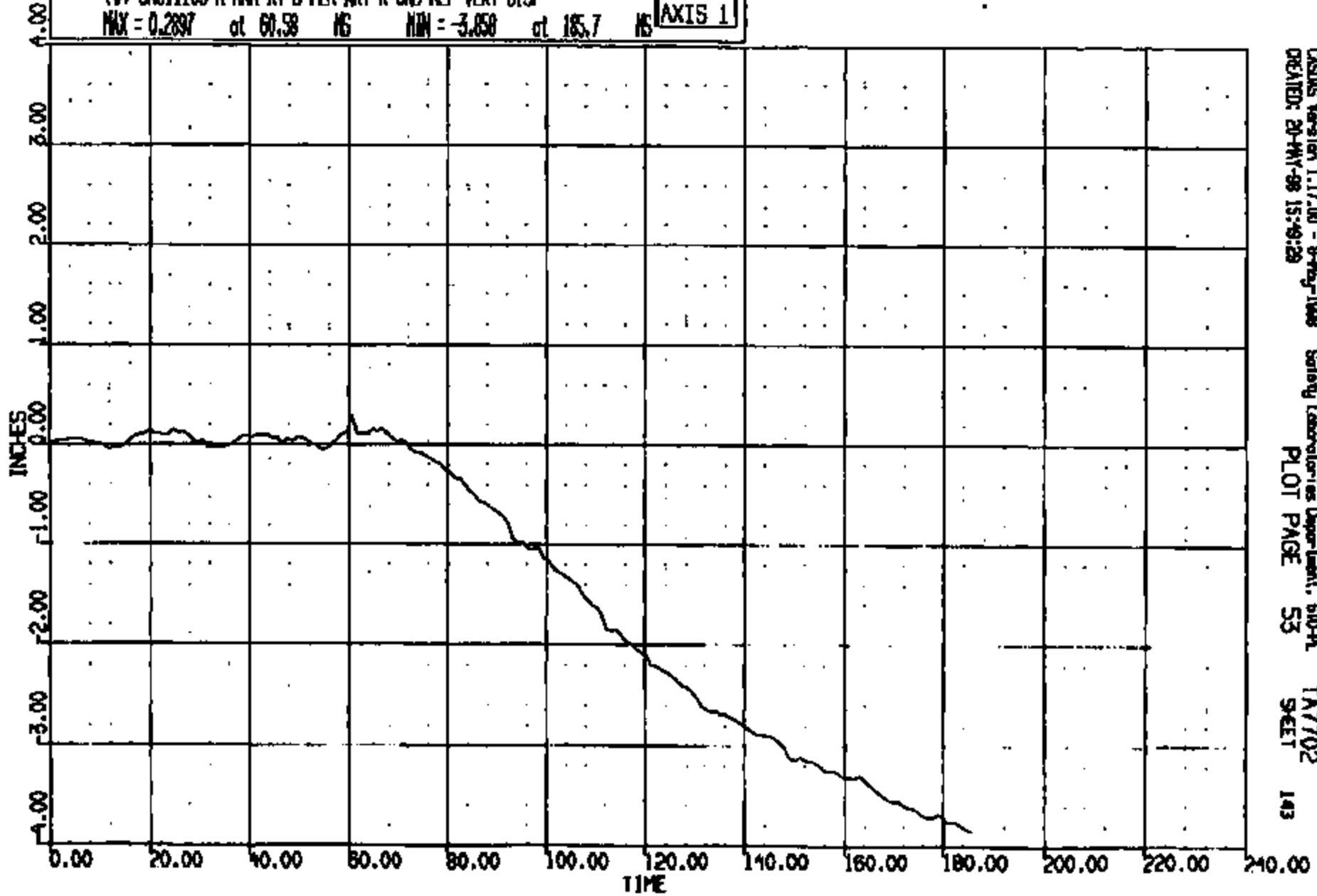
CRTS 0011103

CR R: 11103 TO: TA7702 DATE: 980515 08:57:18
2000 DN-101

(0) CR01103 R RNR AT B PLR WRT R GND REF VERT DISP

MAX = 0.2897 at 60.58 MS MIN = -3.058 at 185.7 MS

AXIS 1



CRSINS Version 1.17.00 - 9-May-1998
CREATED: 20-MAY-98 15:49:29

Safety Laboratories Department, 610-PL
PLOT PAGE 53

TA7702
SHEET

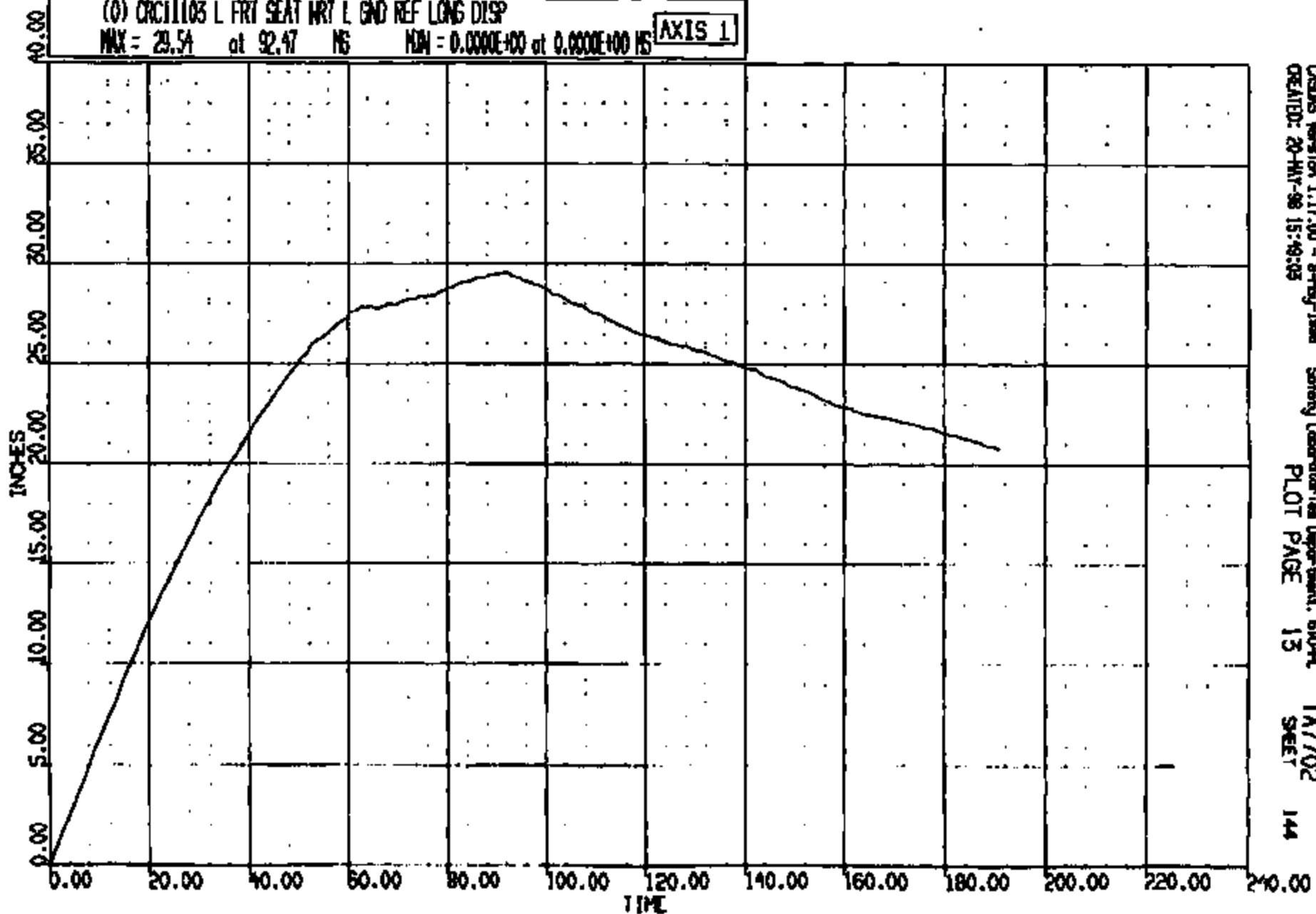
143

CRIS 001103

CR R: 11103 TD: TA7702 DATE: 980515 09:57:18
2000 DN-101

(0) CR01103 L FRT SEAT WRT L GND REF LONG DISP
MAX = 29.54 at 92.47 MS MIN = 0.0000E+00 at 0.0000E+00 MS

AXIS 1

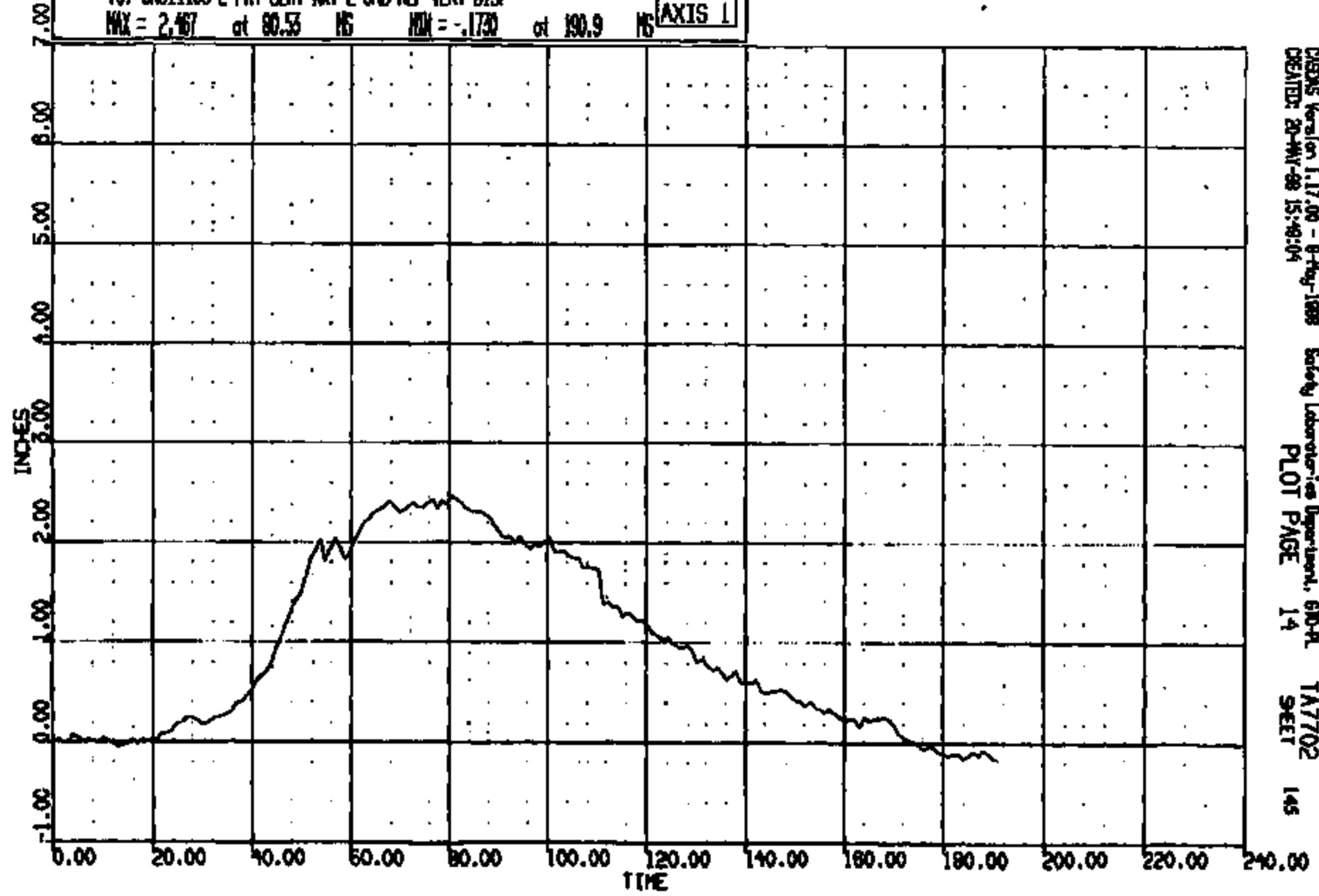


CASUS Version 1.17.00 - 8-May-1998 Safety Laboratories Department, 610-PL TA7702
CREATED: 20-MAY-98 15:49:05 PLOT PAGE 13 SHEET 144

CRTS 0011103

CR R: 11103 TO: TA7702 DATE: 880518 08:57:18
2000 DN-101

(0) CRCL1103 L FRT SEAT WRT L END REF VERT DISP
MAX = 2.467 at 80.53 MS MIN = -.1730 at 190.9 MS **AXIS 1**



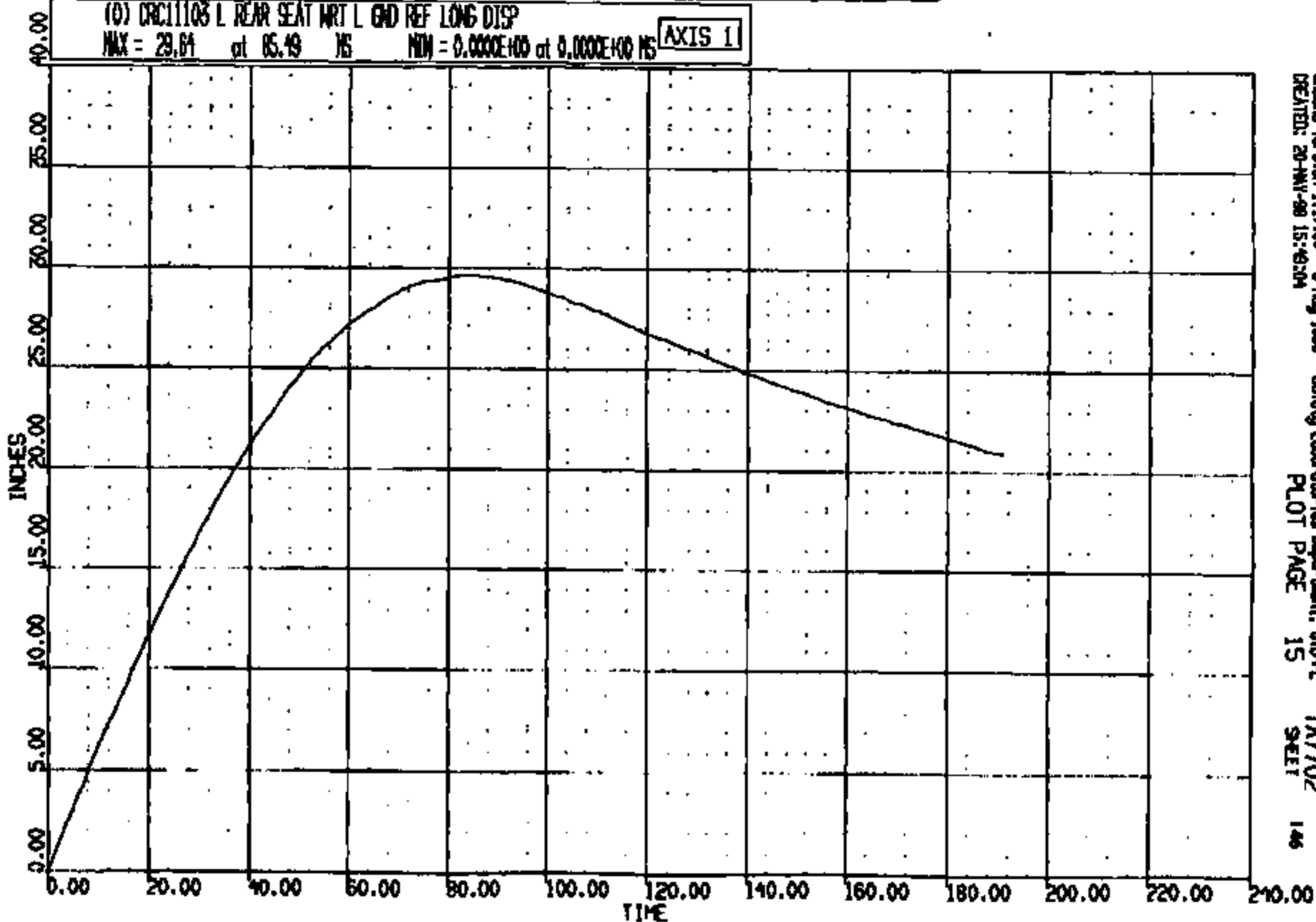
CHENAS Version 1.17.00 - 8-Aug-1988 Safety Laboratories Department, 610-PL TA7702 145
CREATED: 20-MAY-88 15:49:04 PLOT PAGE 14

CRIS 0011103

CR #: 11103 TO: TA7702 DATE: 980515 09:27:15
2000 DN-101

(0) CR011103 L REAR SEAT MRT L GND REF LONG DISP
MAX = 29.64 at 85.49 MS MIN = 0.0000E+00 at 0.0000E+00 MS

AXIS 1

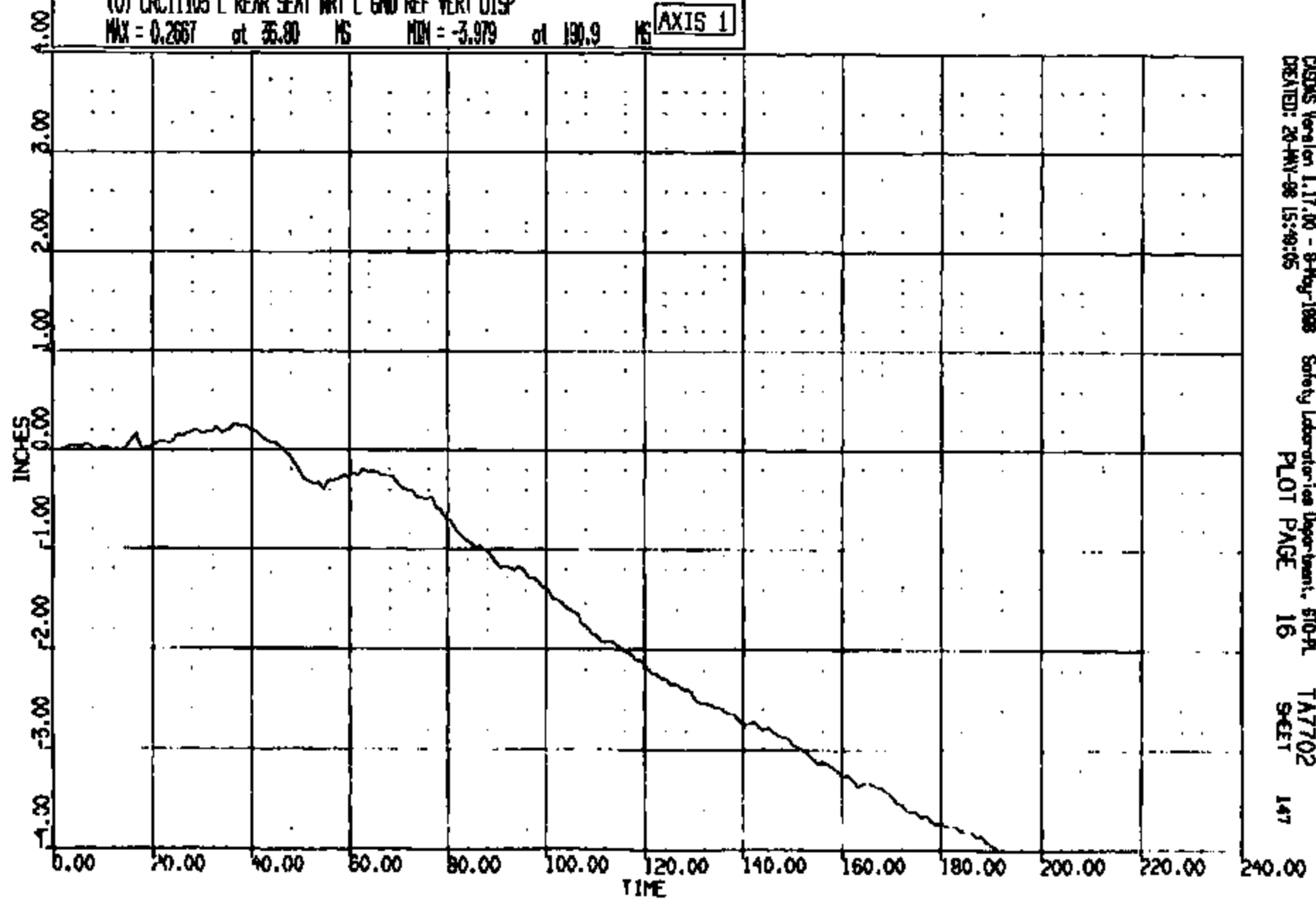


CASDS Version 1.17.00 - 8-May-1998 Safety Laboratories Department, 610-A
CREATED: 20-MAY-98 15:43:24 PLOT PAGE 15 SHEET 146

CRTS 0011103

CR R: 11103 TO: TA7702 DATE: 880515 08:57:18
2000 DN-101

(0) CR011103 L REAR SEAT WRT L GND REF VERT DISP
MAX = 0.2667 at 35.80 MS MIN = -3.979 at 190.9 MS **AXIS 1**



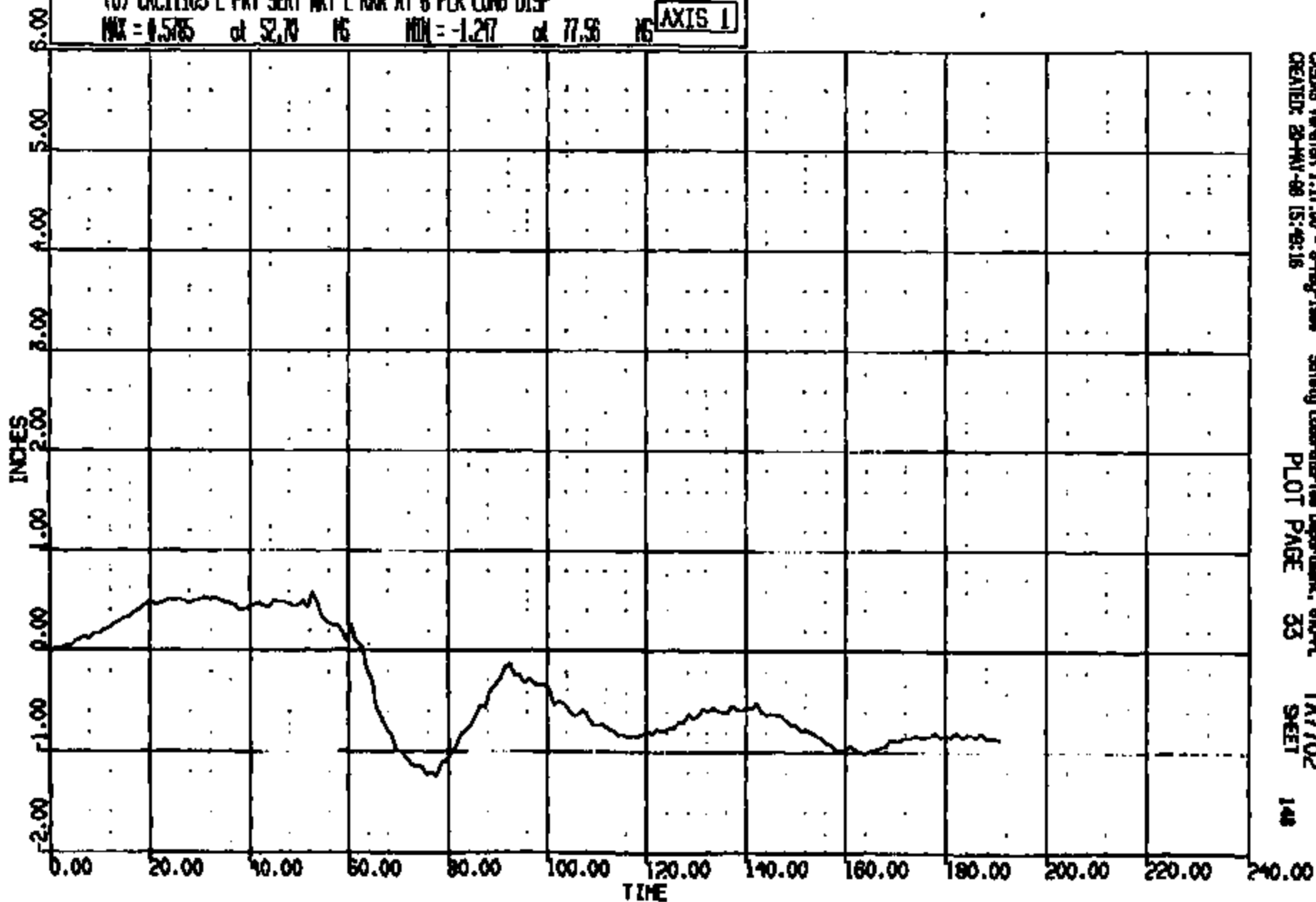
CADDS Version 1.17.00 - 8-May-1988 Safety Laboratories Department, SIOPL TA7702
CREATED: 20-MAY-88 15:49:05 PLOT PAGE 16 SHEET 147

CRIS 0011103

DR R: 11103 TO: TA7702 DATE: 880515 08:37:16
2000 DN-101

(0) CRCL1103 L FRT SEAT WRT L RWK AT B PLR LONG DISP
MAX = 0.5785 at 52.70 NS MIN = -1.217 at 77.56 NS

AXIS 1



CASING Version 1.17.00 - 8-May-1988
CREATED: 20-MAY-88 15:48:18

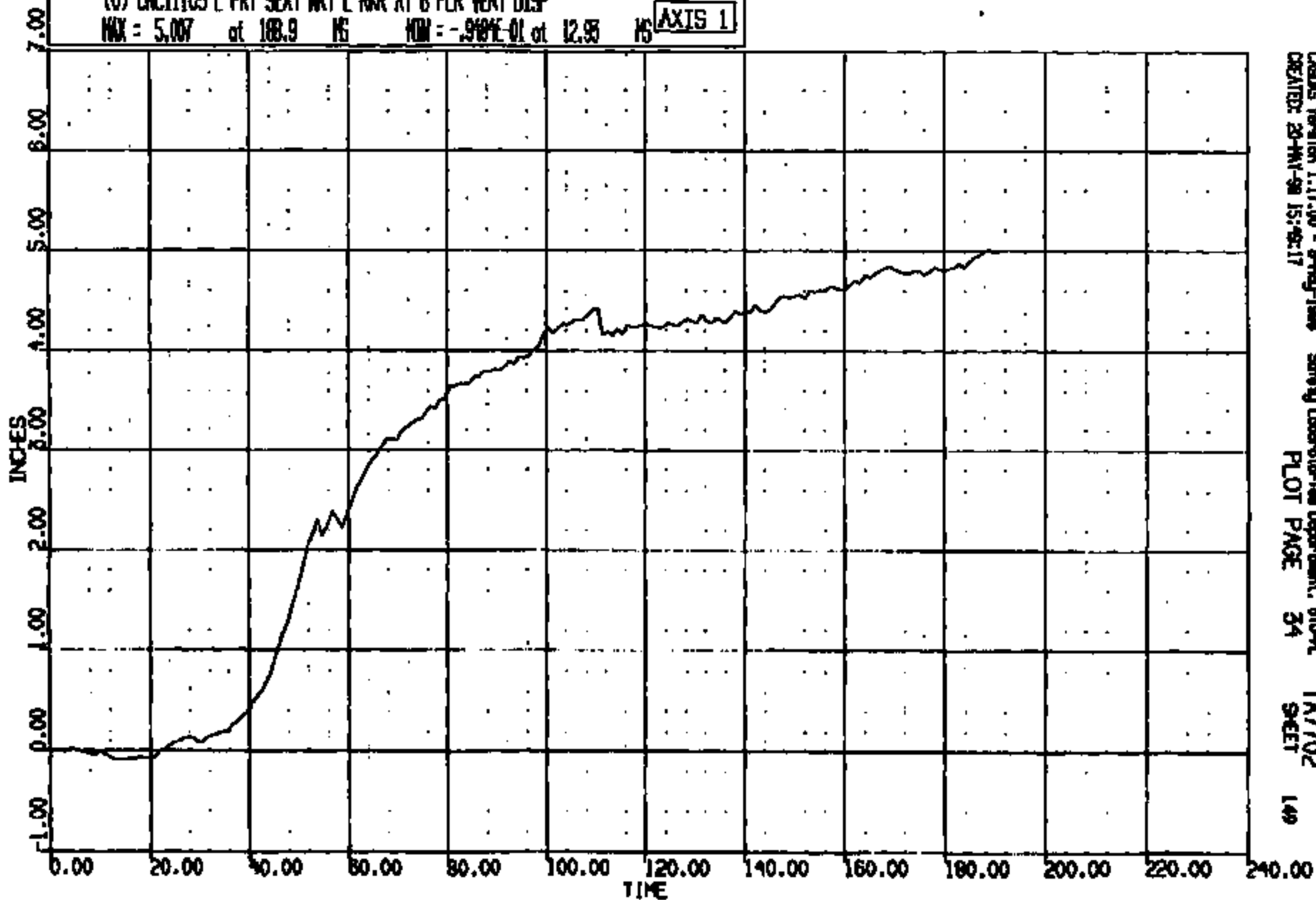
Safety Laboratory Department, 610-9L
PLOT PAGE 33

TA7702
SHEET 148

CRTS 0011103

CR #: 11103 TO: TA7702 DATE: 060515 06:57:16
2000 DN-101

(0) CR11103 L FRT SEAT RT L RWK AT B PLR VERT DISP
MAX = 5.007 at 108.9 MS MIN = -.9184E-01 at 12.95 MS **AXIS 1**



CRSIS Version 1.17.00 - 9-May-1998
CREATED: 20-MAY-98 15:48:17

Safety Laboratory Department, STD-PL
PLOT PAGE 34

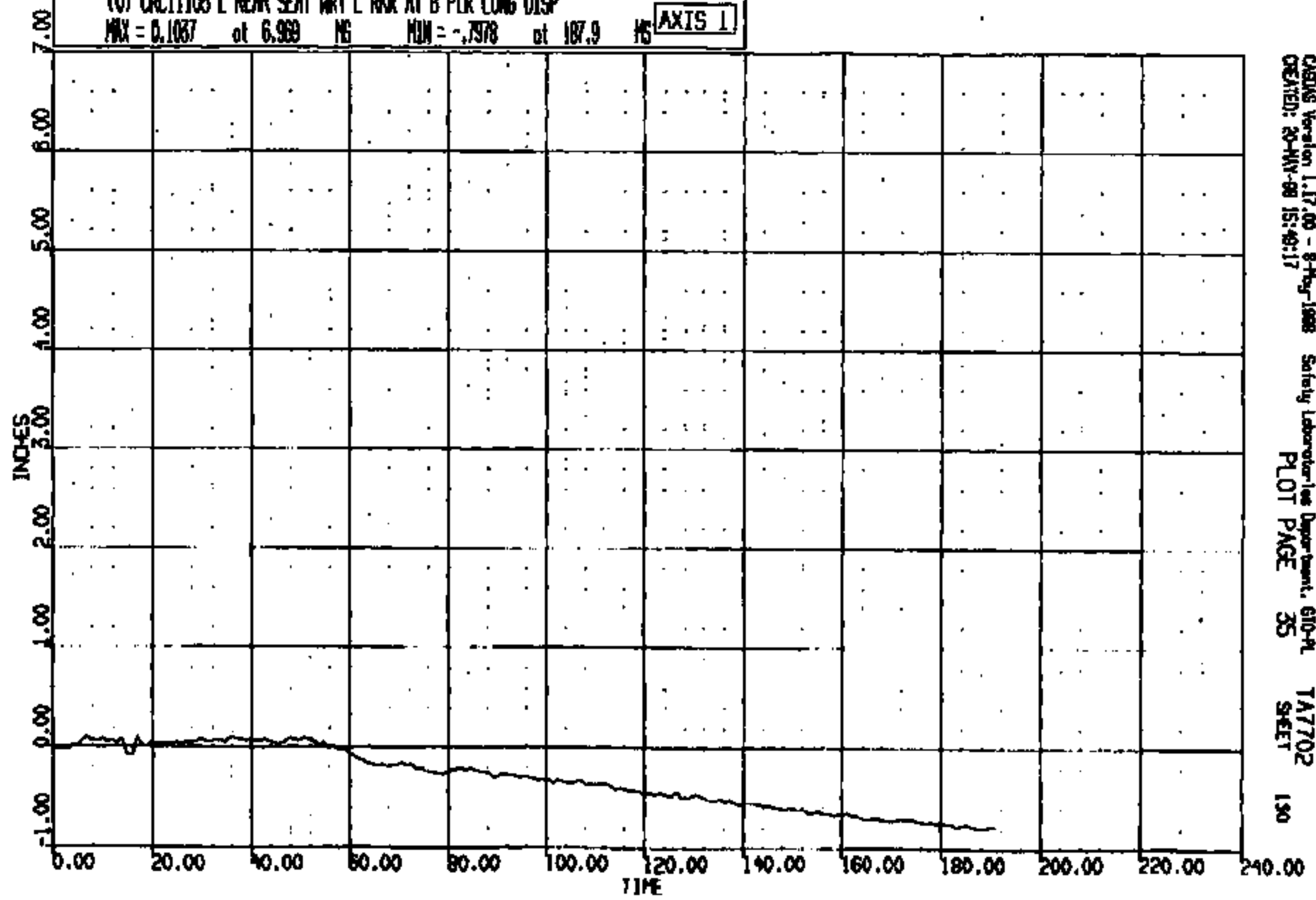
TA7702
SHEET

149

CRIS 0011103

CR R: 11103 TO: TAY702 DATE: 980515 08:37:10
R000 DN-101

(0) CR11103 L REAR SEAT WRT L ROR AT B PLR LONG DISP
MAX = 0.1037 at 6.969 MS MIN = -.7978 at 187.9 MS **AXIS 1**

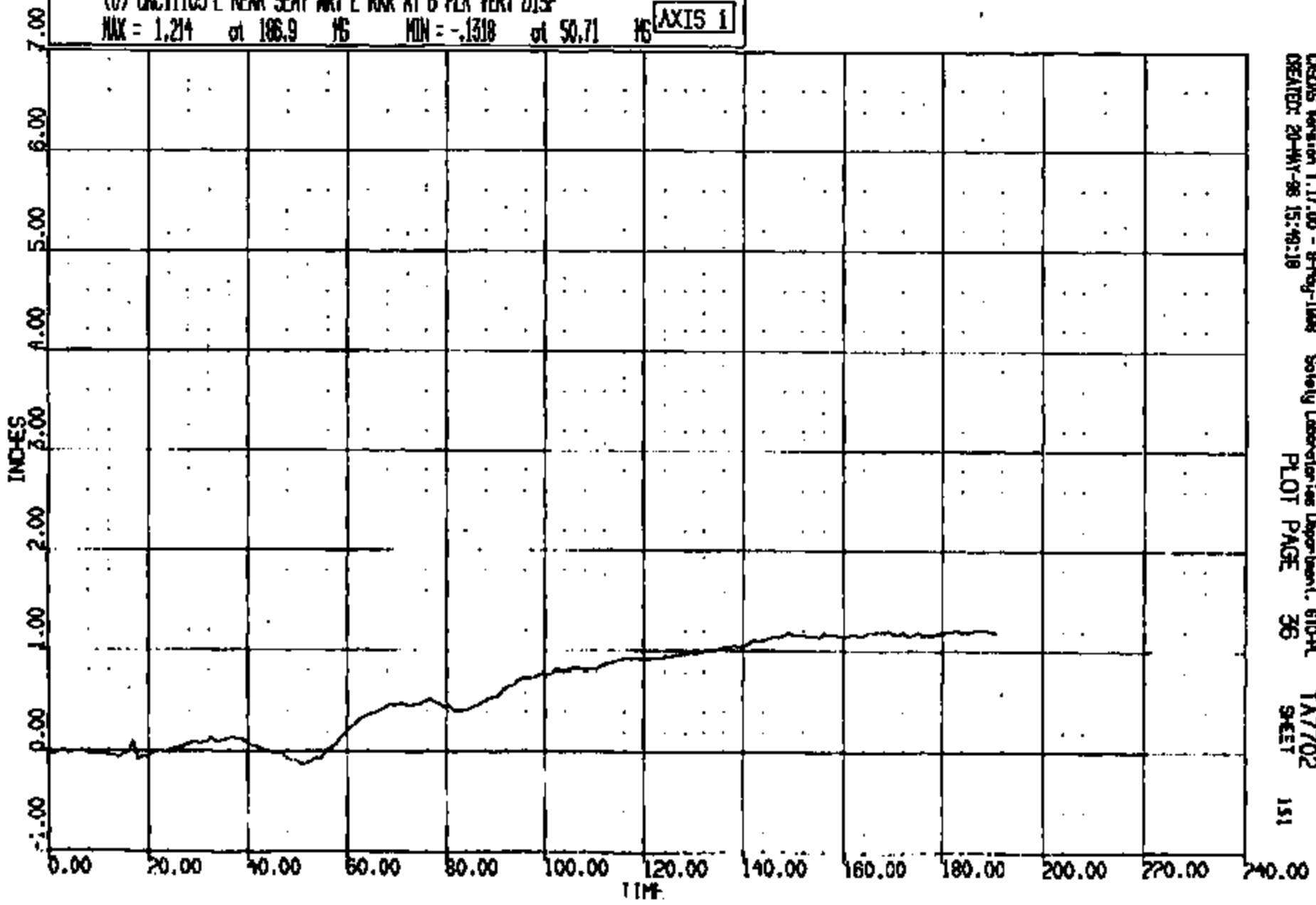


CASING Version 1.17.00 - 8-May-1998 Safety Laboratories Department, 610-PL TAY702
CREATED: 20-MAY-98 15:49:17 PLOT PAGE 35 SHEET 190

CR1S 0011103

CR R: 11103 TO: TA7702 DATE: 880515 08:57:18
2000 DN-101

(0) CR11103 L REAR SEAT WRT L RKR AT B PLR VERT DISP
MAX = 1.214 at 106.9 MS MIN = -.1318 at 50.71 MS **AXIS 1**

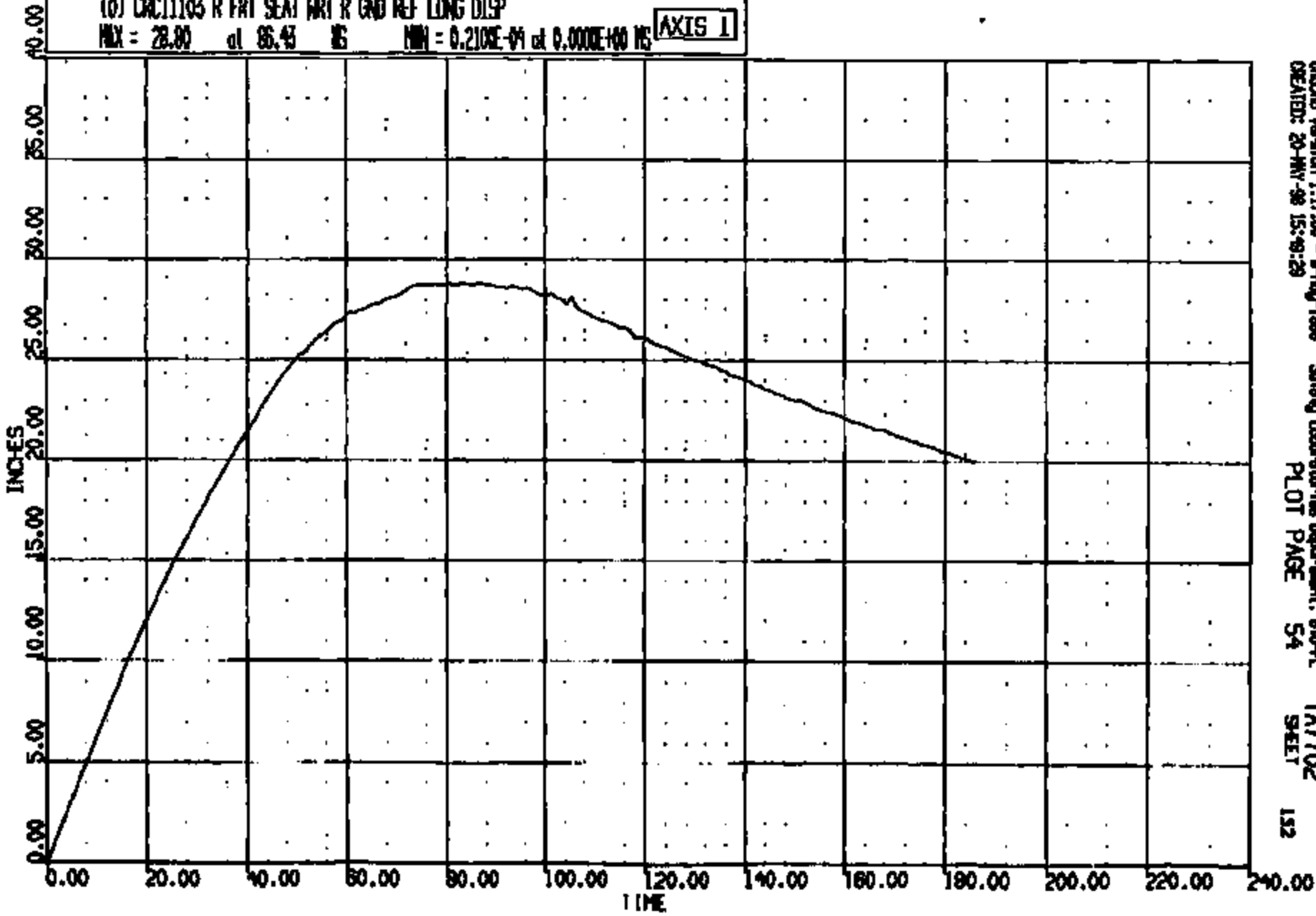


CRS015 Version 1.17.00 - 8-May-1988 Safety Laboratories Department, 610-PL TA7702
CREATED: 20-MAY-88 15:49:18 PLOT PAGE 36 SHEET 151

CRIS 0011103

CR R: 11103 TO: TA7702 DATE: 980515 08:57:18
2000 DN-101

(0) CR011103 R FRT SEAT WRT R CND REF LONG DISP
MAX = 28.00 at 86.43 MS MIN = 0.210E-04 at 0.000E+00 MS **AXIS 1**

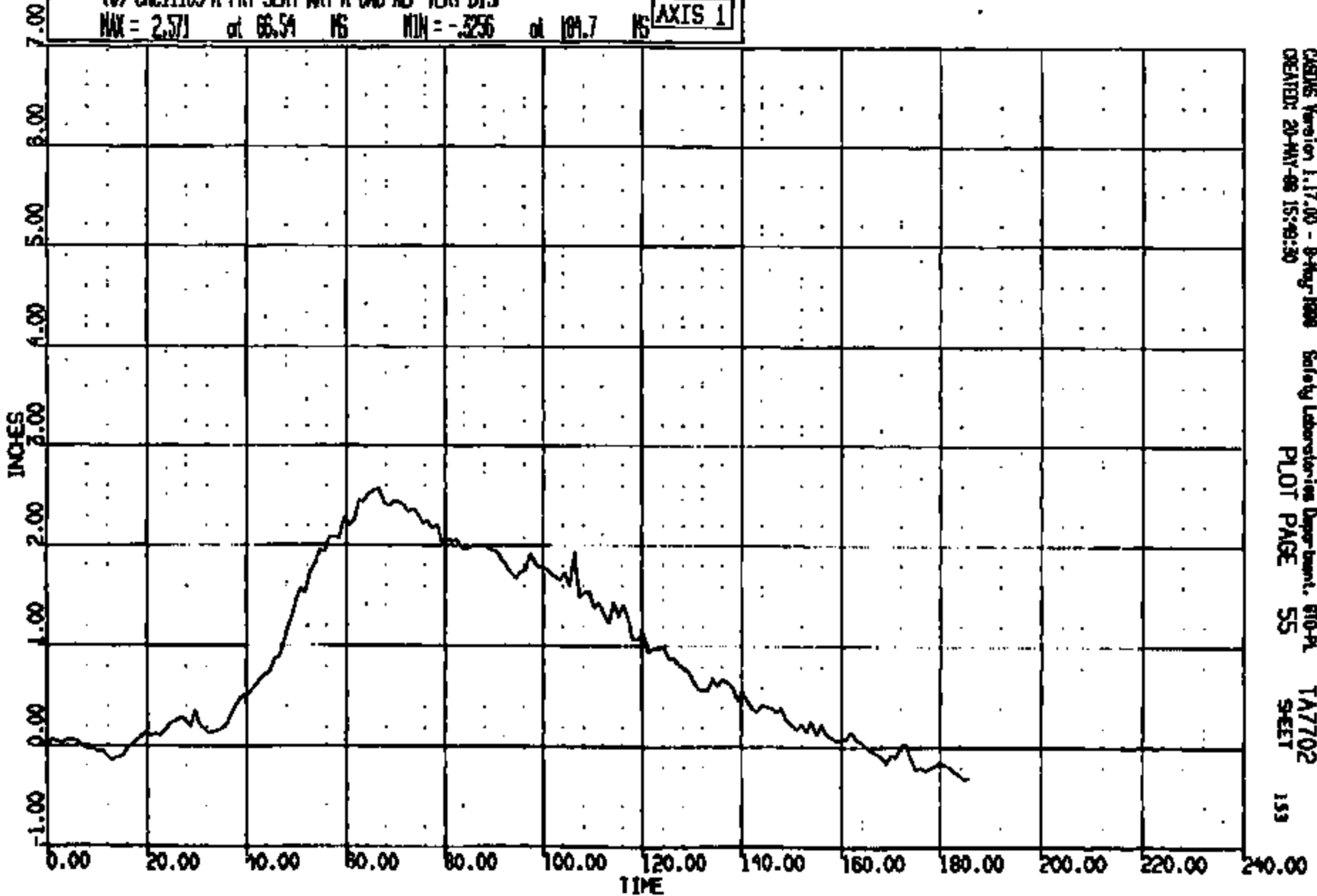


CR011103 Version 1.17.00 - 8-May-1998 Safety Laboratories Department, BU-PL
CREATED: 20-MAY-98 15:49:29 PLOT PAGE 54 TA7702 SHEET 152

CR011103

CR R: 11103 TO: TA7702 DATE: 980515 08:37:18
2000 DN-101

(0) CR11103 R FRT SEAT RT R END REF VERT DISP
MAX = 2.571 at 66.54 MS MIN = -.5256 at 109.7 MS **AXIS 1**



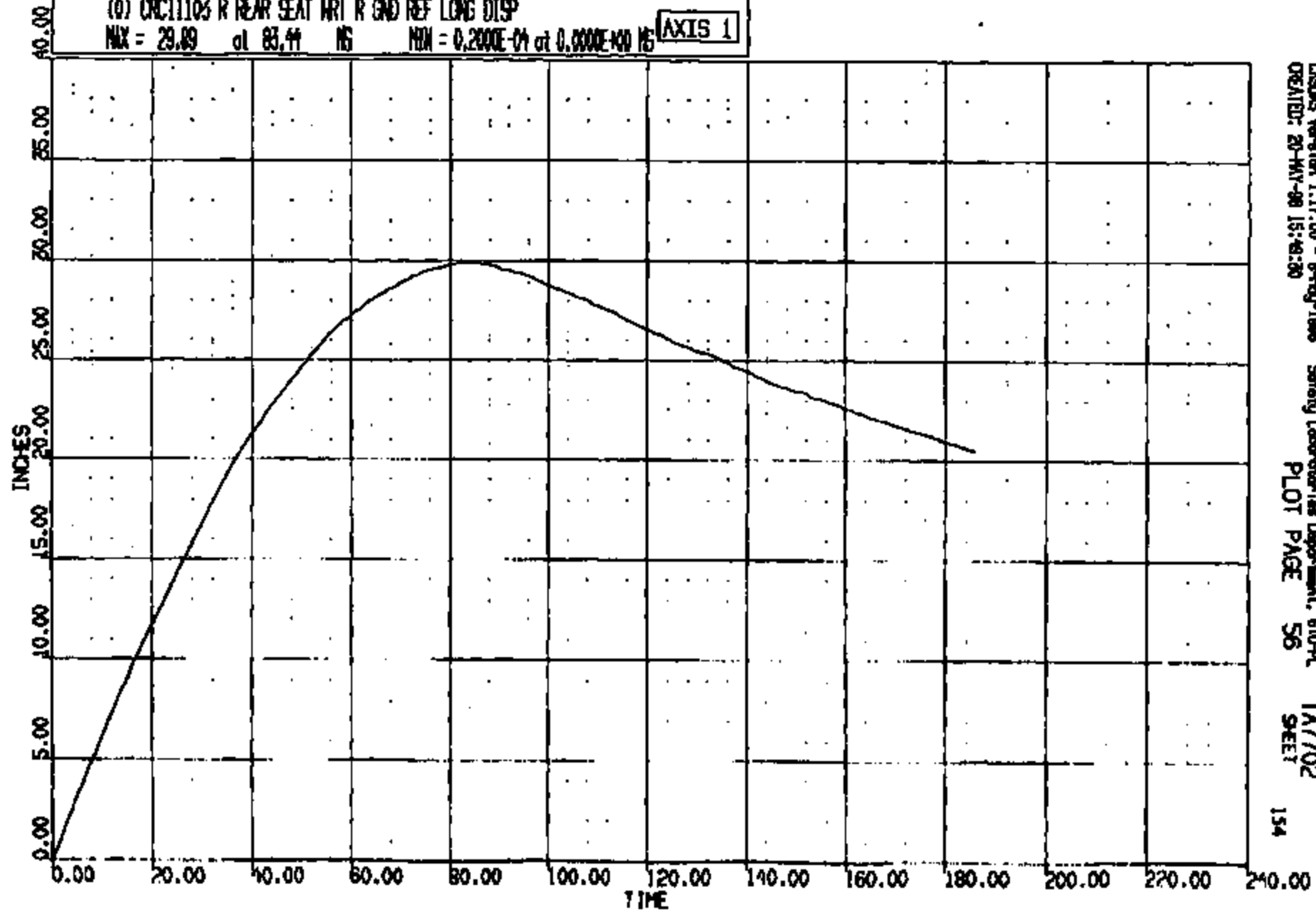
CASDS Version 1.17.00 - 8-Aug-1998 Safety Laboratories Department, 610-PL
CREATED: 20-MAY-98 15:49:30 PLOT PAGE 55 TA7702
153

CR11103

CR R: 11103 TO: TA7702 DATE: 980315 08:57:15
2000 DN-101

(0) CR11103 R REAR SEAT WRT R END REF LONG DISP
MAX = 29.89 at 83.44 MS MIN = 0.2000E-04 at 0.0000E+00 MS

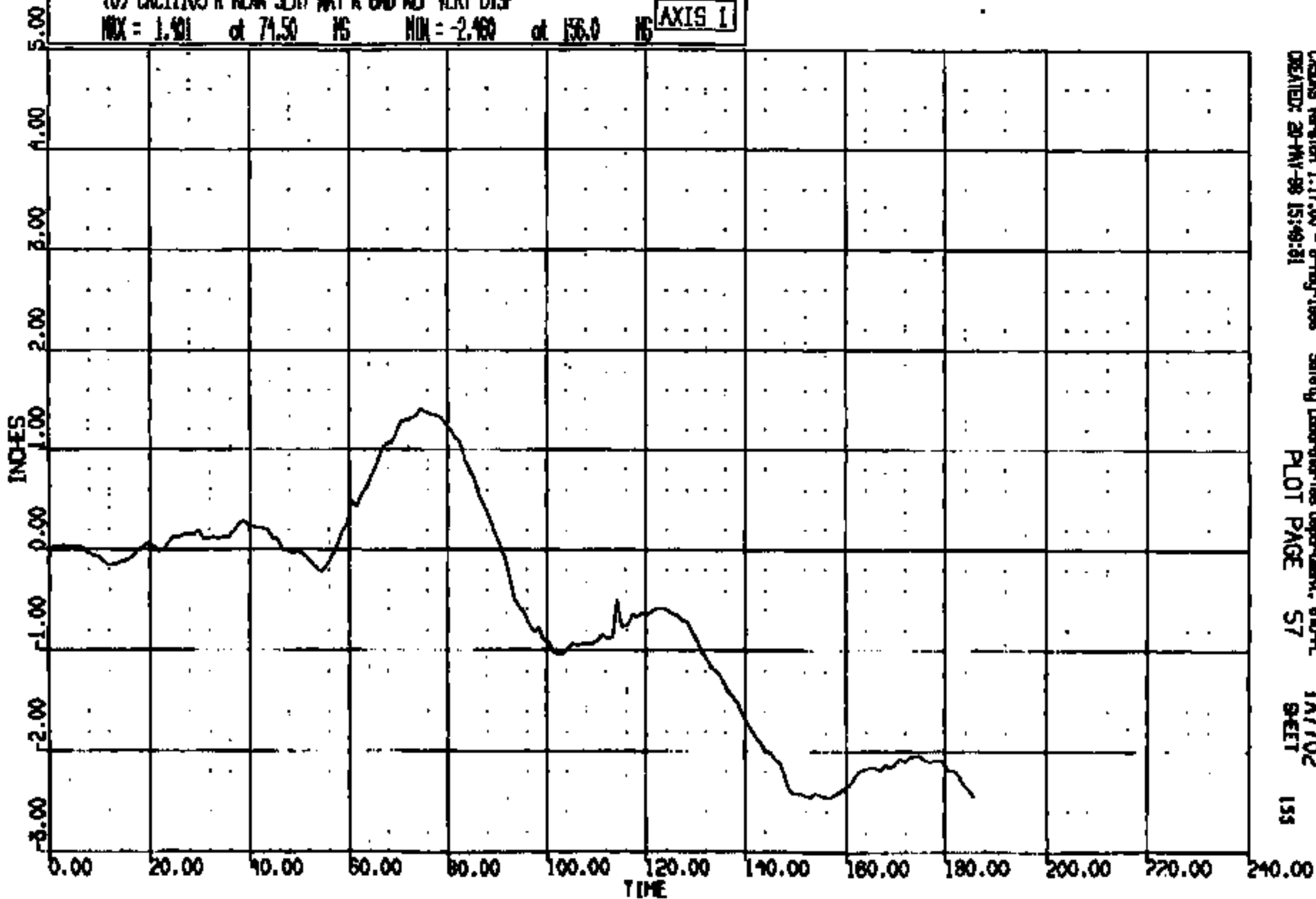
AXIS 1



CRSIS Version 1.17.00 - 8-May-1998 Safety Laboratories Department, 610-PL TA7702
CREATED: 20-MAY-98 15:48:30 PLOT PAGE 56 SHEET

CR R: 11103 TO: TA7702 DATE: 980513 08:37:18
8000 DN-101

(0) CR011103 R REAR SEAT WRT R END REF VERT DISP
MAX = 1.401 at 71.50 MS MIN = -2.460 at 156.0 MS **AXIS 1**



CRSAS Version 1.17.00 - 8-May-1998
CREATED: 20-MAY-98 15:49:31

Safety Laboratories Department, 610-PL
PLOT PAGE 57

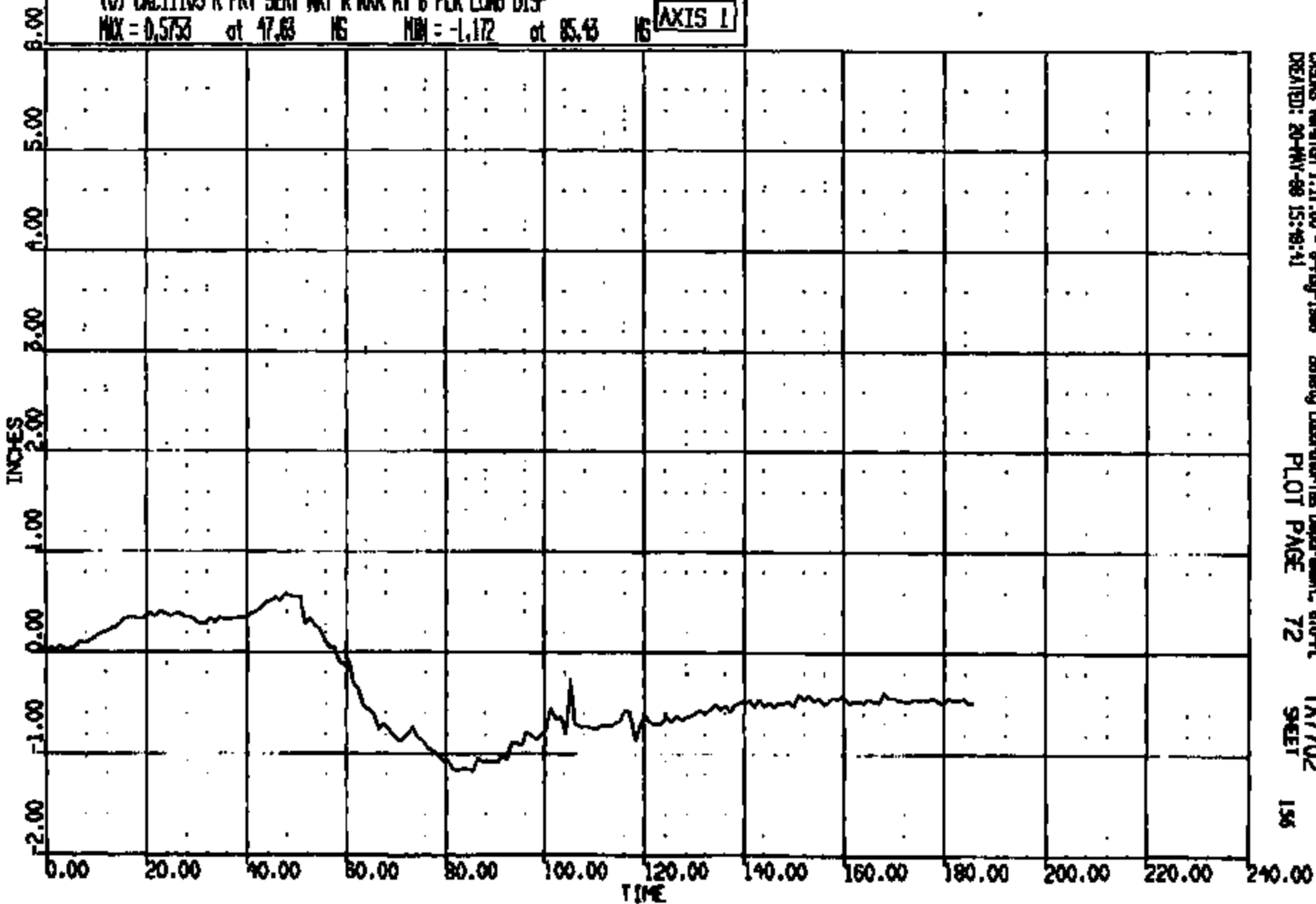
TA7702
SHEET

155

CRTS 0011103

CR R: 11103 TC: TA7702 DATE: 980518 08:37:16
2000 DN-101

(0) CR11103 R FRT SEAT WRT R RKR AT B PLR LONG DISP
MAX = 0.5753 at 47.63 MS MIN = -1.172 at 85.43 MS [AXIS 1]



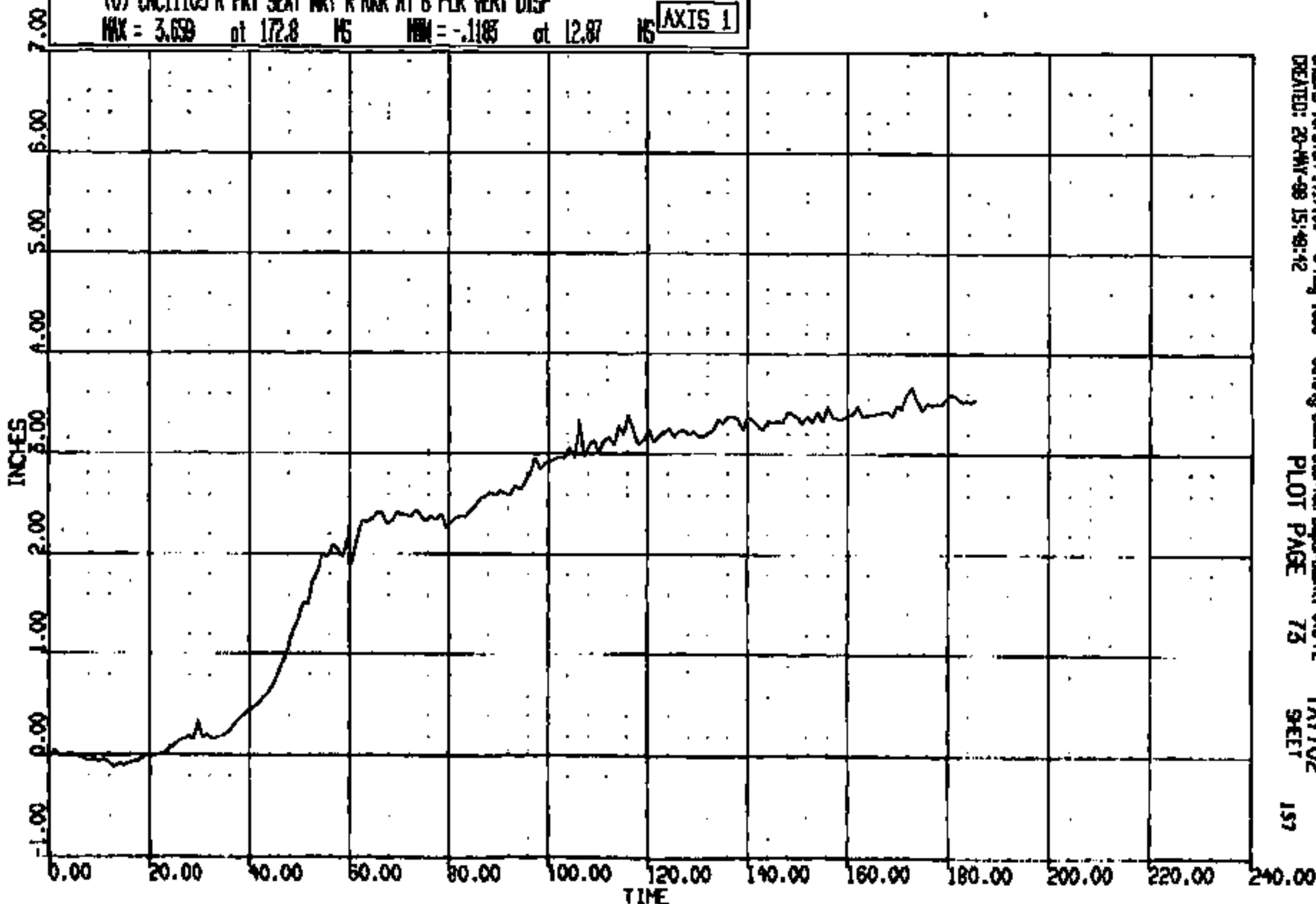
CASING Version 1.17.00 - 8-May-1998 Safety Laboratory Inc Department 610-R TA7702
CREATED: 20-MAY-98 15:48:41 PLOT PAGE 72 SHEET 156

CR11103

CR R: 11103 TO: TA7702 DATE: 880518 08:37:16
2000 DN-101

(0) CRCL1103 R FRT SEAT WRT R RWK AT B PLR VERT DISP
MAX = 3.659 at 172.8 MS MIN = -.1185 at 12.87 MS

AXIS 1



CASDS Version 1.17.00 - 8-May-1988 Safety Laboratories Department, G10-PL
CREATED: 20-MAY-88 15:49:12
PLOT PAGE 75
TA7702
SHEET 157

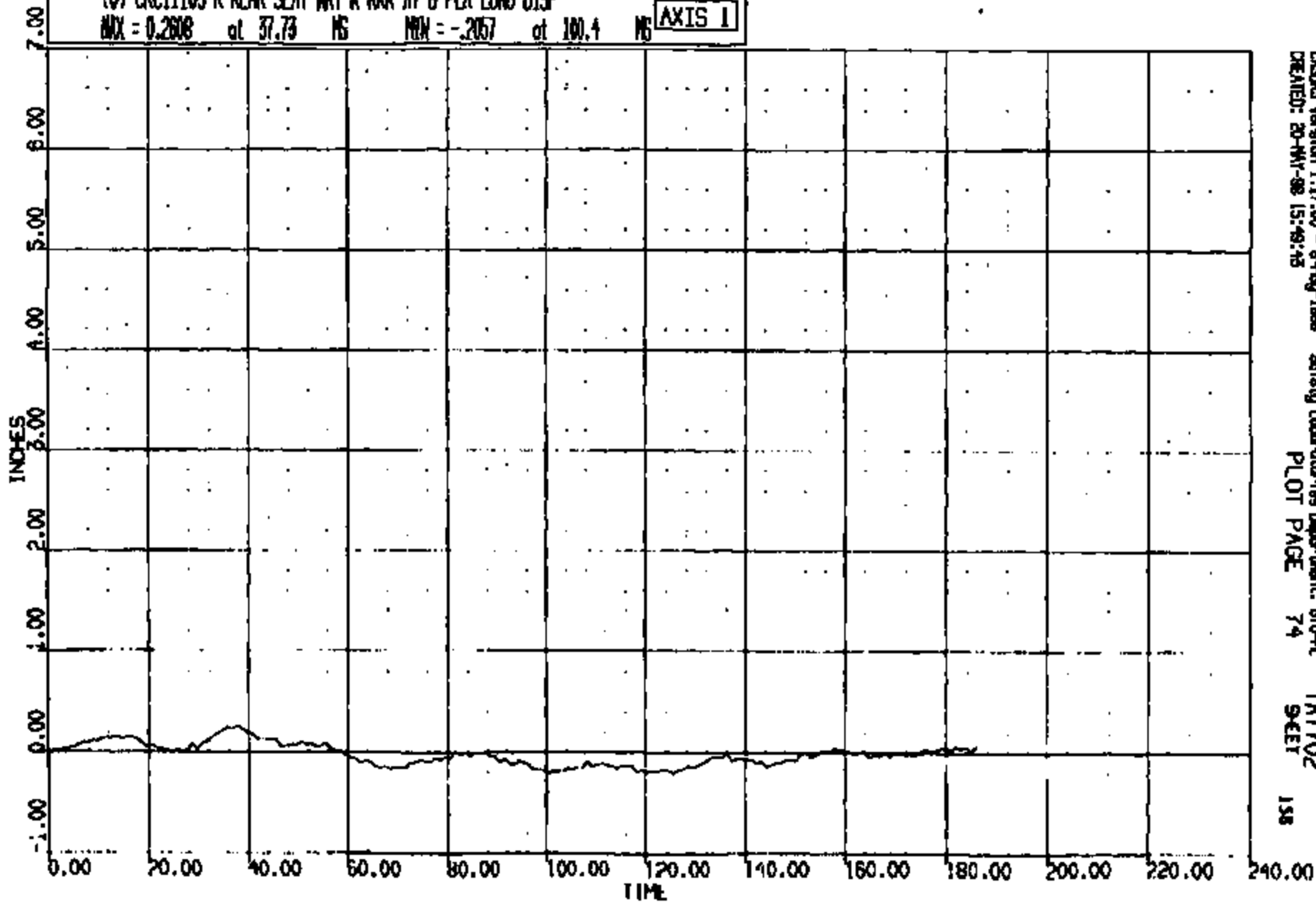
CRTS 0011103

CR R: 11103 TO: TA7702 DATE: 980515 08:57:18
2000 DN-101

(0) CR01103 R REAR SEAT WRT R RWR AT B PWR LONG DISP

MAX = 0.2608 at 37.73 MS MIN = -0.2057 at 100.4 MS

AXIS 1



CRS011 Version 1.17.00 - 8-May-1998
CREATED: 20-MAY-98 15:49:45

Safety Laboratories Department, 610-PL
PLOT PAGE 74

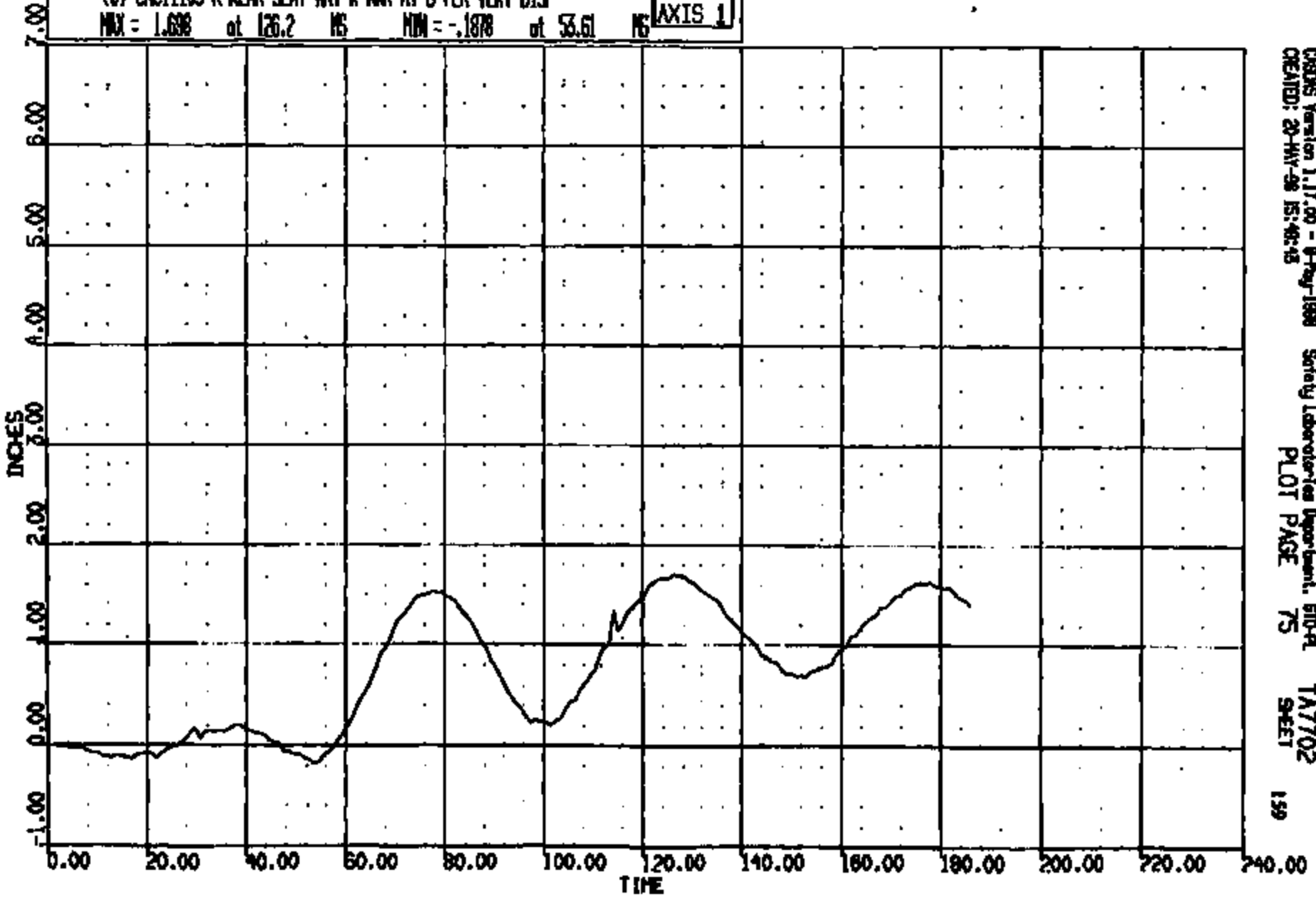
TA7702
S-LET

158

CRTS 0011103


CR R: 11103 TO: TA7702 DATE: 880518 08:57:18
2000 DN-101

(0) CR11103 R REAR SEAT WRT R RRW AT B CLR VERT DISP
MAX = 1.698 at 126.2 MS MIN = -.1878 at 53.61 MS **AXIS 1**



CRS05 Version 1.17.00 - 8-May-1988 Safety Laboratories Department, 610-91 TA7702
CREATED: 20-MAY-88 15:48:43 PLOT PAGE 75 SHEET 159

CR1S 0011103



CRTS 0011103

Name :


11103001.570



Name:

11103002.JPG

CRIS 0011103



1 MAR 1

DAF 6092111


CRTS 0011103



CRTS 0011103

Name |

11203004.JPG



Name:

11102608.JPG

CRTS 0011103




Photo:

11101006.JPG

CRTS 0011103



CRTS 0011103

Photo 1


11103007.JPG



7202

Doc: 00010111


CRTS 001103



CRTS 0011103

Image 1


11103009.JPG



CRTS 001103

Name :


11103010.JPG



CRTS 0011103

Name :


11103011.JPG



CRIS 0011103

Name:


11103013.JPG



Name:

11103013.JPG


CRIS 0011103



Name :

11103014.390


CRTS 0011103



Name :

11103015.JPG


CRIS 0011103



Name :

11103016.JPG

CRTS 0011103



MEMO:

31103019.JPG


CRTS 0011103




Name:

11103018.JPG


CRTS 0011103





Name: 11103020.JPG

CRIS 001103



Nome:

11103831.JPG

CRTS 0011103



7702

Name: 11103022 .JPG

CRIS 0011103



7702

CRTS 0011103

1101

31163823.578



Name:

11103024.JPD

CRIS 0011103



Name:

11103025.JPG

CRTS 0011103




Nome: 11103036.JPG

CRTS 0011103



Name :


11103029.JPG



CRTS 0011103

Name :

11101022.JPG



CRTS 0011103

Name: 11103829.JPG



Name:

11103030.JPG

CRTS 001103



Name :

11103031.JPG


CRTS 0011103



Name:

11101012.JPG


CRTS 0011103



Name:

11103033.JPG

CRTS 0011103



Name |

042 4030111

CRTS 0011103



Name: 11103036.JPG

CRIS 0011103



Name:

11103036.JPG

CRTS 0011103



Name :

11103037.JPG

CRIS 0011103



7702



Name: 11103039.JPG



1702

CRTS 0011103

11103040.JPG



7702

Name: 11103041.390

CRTS 0011103



7702

11163048.570

CRTS 0011103



11102043.070

CRIS 0011103




7702

CRTS 001103

Name:

11103044.JPG



Name :

11101049.370

CRIS 001103



7102

Name :

11103046.JPG

CRTS 0011103




7102

Name:

11103047.JPG

CRTS 0011103



7102

Name:

11103048.JPG

CRTS 0011103




7702

Name:

11103049.JPG

CRIS 0011103



7702

CRIS 0011103

Exam 1


11103080.JPG



Frame 1

11103051.070

CRTS 0011103



Name: 11103062.JPG


CRTS 0011103




CRIS 001103

Name:

11103853 .JPG



Name : 11103094.JPG



CRTS 0011103


11103086.JPG



Name :

11103086.JPG

CRTS 0011103



Name: 11103057.JPG


CRIS 0011103



CRTS 0011103


Name:

DAC 9580111



Name :

11103059.JPG



7702



7102

CRTS 0011103

Name: 11103061.JPG



Name:

11103062.JPG

CRTS 0011103

7702


11103069.570

CRTS 0011103



7702

Name: 11103064.JPG



vehicle
OK To
Strip

Name :

11103065.JPG

CRTS 0011103



Photo:

11103066.990


CRIS 001103



Model :

11103087.076

CRTS 0011103

 GTO Test Request		Requester/Coordinator (PROPS ID):	
		KEWING	
Testing Activity: Crash Barrier Test Lab		Date Submitted: 02-APR-08	Requested Completion Date: 17-APR-08
Requester Reference Number:			
Test Procedure Number: ST-25	Test Title and / or Subject of Test: 2000 D188 35 mph Frontal Impact		
Billable Requester Dept No.: T661 AV2215A	Worktask/Work Order Number: P00	Test conducted to certify control item compliance with Government Regulations:	
Billable Requester PROPS I.D.: KEWING	Billable Requester Name: KURT EWING	Yes: <input type="checkbox"/>	No: <input checked="" type="checkbox"/>
Complete the following two questions as indicated			
1 - Rational for not replacing this test by CAE Analysis: <input type="checkbox"/> No CAE Methodology or process available <input checked="" type="checkbox"/> For CAE Correlation <input type="checkbox"/> Insufficient confidence in CAE <input type="checkbox"/> To obtain basic data for CAE <input type="checkbox"/> Replacement or improvement of existing Test <input type="checkbox"/> Testing is Outlier <input type="checkbox"/> Mandatory or Regulatory <input type="checkbox"/> Certification <input type="checkbox"/> Development test for FBS <input type="checkbox"/> Not applicable Other:		2 - What is the expected Test Outcome: <input type="checkbox"/> Results will meet DVPWCA requirements <input type="checkbox"/> System Component will not meet Test specification <input checked="" type="checkbox"/> Unknown <input type="checkbox"/> Above is Based on CAE? Other:	
(Check appropriate boxes)		(Check appropriate boxes)	
Test Purpose/Test Procedure or Description of Test			
T667-ST-25 Fixed Barrier Collision Test - Occupant Crash Protect (Interim Prod)			
<div style="border: 2px solid black; padding: 5px; display: inline-block;"> "RECORD COPY" Schedule No. <u>7-7-12</u> Retain Until <u>2018</u> </div>			
SEE ATTACHMENTS: - BARRIER TEST REQUEST - TEST INSTRUMENTATION REQUEST SHEET.			
Signature Approvals (As Required for Control Purposes)			
Requesting Engineer	<u>KURT EWING</u>	Testing Engineer	_____
Requesting Supervisor/Manager	<u>JIM BOLAND</u>	Testing Supervisor	_____

BARRIER TEST REQUEST

TA7702

TEST OBJECTIVE: DEVELOPMENT, OCCUPANT PERFORMANCE
 IMPACT SPEED (MPH) = 35
 TEST PROCEDURE: ST-25
 IMPACT TEST VEHICLE FRONTALLY INTO 90 DEGREE RIGID BARRIER.

TEST VEHICLE TAG: 8707251
 TEST VEHICLE VIN: 1FAPF8U00G189187
 MODEL: D100
 MODEL YEAR: 2000
 TASK NO.: P08
 BILLABLE DEPT.: TSM1
 PCL:

FUEL: TYPE= NONE FILL LEVEL (GAL.)= 0

TIRE PRESSURE (PSI): FRONT = 30 REAR = 30 SPARE = NA
 CURB WEIGHT (LBF): FRONT = 2131 REAR = 1653 TOTAL = 3784
 TEST WEIGHT (LBF): FRONT = 2289 REAR = 1559 TOTAL = 3848
 +/- = 28

RIDE HEIGHTS (IN): FRONT = LEVEL RFR +/- = TO GROUND REAR = LEVEL RFR +/- = TO GROUND

WEIGH UP INSTRUCTIONS:

MAY REMOVE: EXHAUST, DECK LID, DOOR GLASS, INTERIOR TRIM, FUEL TANK.
 DO NOT PLACE WEIGHT: FRONT FOOTWELLS, OR UNDERHOOD LOCATIONS OTHER THAN IN ENGINE (SEE BELOW).
 MAX ADD TO ENGINE: 75 LBF.
 LOAD TO TEST WEIGHT & LEVEL ROCKERS WRT GROUND.
 SPRING INSERTS ACCEPTABLE.

OCCUPANT TYPE: LEFT FRONT = HYBRID 3 BOTH %
 RIGHT FRONT = HYBRID 3 BOTH %

DUMMY POSITIONING: ST-25 DRIVER FOOT-REST: YES

SEAT POSITIONING:

	LONG	VERT	BACK ANGLE (DEG.)	PKB CHK.
LEFT FRONT =	MID	FULL DWN	27.5 (FRAME)	Y
RIGHT FRONT =	MID	FULL DWN	27.5 (FRAME)	Y

NOTE TO PACKAGE LAB: PLEASE RECORD BODY COORDINATES OF ROCKER @ B-PILLAR POST ALSO.

RESTRAINTS USAGE:

	SELT	PYRO BELT	FRT BAG	SIDE BAG
LEFT FRONT =	X	X	X	
RIGHT FRONT =	X	X	X	

NOTE: PRETENSIONERS ARE @
 BUCKLE

BARRIER TEST REQUEST

TA7702

REMOTE DEPLOY

SENSOR SYSTEM:	DRIVER PRIMARY =	12ms	PASS. PRIMARY =	12ms
	DRIVER SECONDARY =	17ms	PASS. SECONDARY =	17ms
	DRIVER BELT =	10ms	PASS. BELT =	10ms

DIMENSIONAL ANALYSIS: NONE

STILL PHOTO: STANDARD PRE & POST TEST

HIGH SPEED FILM:

OFFBOARD			ONBOARD			NOTES
1	RIGHT	OVERALL	1	RIGHT	FRONT DOOR	
2	RIGHT	A-PILLAR FORWARD	2	RIGHT	RETRACTOR	
3	RIGHT	DUMMY KINEMATICS	3	RIGHT	D-RING	
4	LEFT	OVERALL	4	RIGHT	OVER SHOULDER	
5	LEFT	A-PILLAR FORWARD				
6	LEFT	DUMMY KINEMATICS	6	LEFT	FRONT DOOR	
7	OVERHEAD	OVERALL	7	LEFT	RETRACTOR	
8	OVERHEAD	A-PILLAR FORWARD	8	LEFT	D-RING	
9	PIT	A-PILLAR FORWARD	9	LEFT	OVER SHOULDER	
TOTAL OFFBOARD = 9			TOTAL ONBOARD = 9			

Handwritten note: All in LEFT unless seat tracks in RIGHT unless seat tracks. KLE 5/13/98

FILM ADDRESS:

- LEFT ROCKER DISP. & VELOCITY @ B-PILLAR WRT GROUND
- RIGHT ROCKER DISP. & VELOCITY @ B-PILLAR WRT GROUND
- LEFT DUMMY HEAD DISP. & VELOCITY WRT LEFT ROCKER @ B-PILLAR
- RIGHT DUMMY HEAD DISP. & VELOCITY WRT RIGHT ROCKER @ B-PILLAR
- VEHICLE PITCH
- VEHICLE DROP

Handwritten notes: LEFT PITCH @ B-PILLAR, RIGHT PITCH @ B-PILLAR

DIGITIZED FILM:

OFFBOARD	3	RIGHT	DUMMY KINEMATICS
OFFBOARD	6	LEFT	DUMMY KINEMATICS

- SPECIAL BUILD INSTRUCTIONS:
- 1 UPDATE DRIVER AIR BAG (34" dia., 10" inches, 2x36 vents, F3 inflator)
 - 2 UPDATE PASSENGER AIR BAG (-22, no leather, 2x40 vent, F3 inflator)
 - 3 UPDATE RIGHT & LEFT FRONT SEAT BELT ASSEMBLIES (9.8 mm dia CFR, pyro threads)
 - 4 UPDATE GOR, IP AND INSTALL ADJUSTABLE PEDALS
 - 5 UPDATE PCM & FRONT CRASH SENSOR
 - 6 REMOVE EXHAUST, DECKLID, SIDE WINDOW GLASS, FUEL TANK & STG COL YOKE
 - 7 UPDATE ROLL RESTRICTOR
 - 8 USE LIGHTWEIGHT SEAT BELT LOAD TRANSDUCERS

CONTACTS:

	NAME	PHONE	PAGER
REQUESTOR:	K. EWING	24-88189	KEM
BLD. COORD:	B. PAGANO	33-30815	BPNG
SUPERVISOR:	K. ARTHURS	58-08188	KART

File: TA7702, Tab: REQUEST
 Revised: 05/05/98
 Printed: 5/5/98, 2:17 PM

CRTS 0011103

DUMMY MEASUREMENT REPORT
 CRASH BARRIER

RUN NUMBER 11103 DUMMY POSITION LEFT FRONT
 TEST ORDER NUMBER TA7702 DUMMY ABBREV 50H3

ABSOLUTE MEASUREMENTS (INCH)	MEASUREMENT
LEG (HYB II)/KNEE (HYB III) TO INST PANEL LEFT	3.80
LEG (HYB II)/KNEE (HYB III) TO INST PANEL RIGHT	4.10
ROCKER TARGETS TO GROUND FRONT	7.00
ROCKER TARGETS TO GROUND REAR	7.20
NOSE TO STEERING WHEEL	14.70
NOSE TO INSTRUMENT PANEL	
INSTRUMENT PANEL TO TORSO	
STEERING WHEEL TO TORSO	7.10
STEERING WHEEL TOP LEGS	1.60
KNEE SPREAD OS-OS (HYB II)/CL-CL (HYB III)	10.00
SEAT BACK ANGLE	28.30
PELVIC ANGLE	21.60
HEAD ANGLE	0.20
ROCKER ANGLE	0.40
NECK BRACKET ANGLE	0.00
BUMPER TARGET TO GROUND	

RELATIVE MEASUREMENTS (INCH)	WRT FRT RKR TGT
HEAD LAT	14.60
HEAD VERT	37.90
HEAD LONG	13.70

SHOULDER LAT
 SHOULDER VERT
 SHOULDER LONG

H-POINT LAT	10.90
H-POINT VERT	12.20
H-POINT LONG	8.30

O/S KNEE BOLT LAT	11.10
O/S KNEE BOLT VERT	17.90
O/S KNEE BOLT LONG	-6.90

DUMMY MEASUREMENT REPORT
CRASH BARRIER

NUMBER	11103	DUMMY POSITION	RIGHT	FRONT
INST ORDER NUMBER	TA7702	DUMMY ABBREV	50H3	

ABSOLUTE MEASUREMENTS(INCH)	MEASUREMENT

LEG(HYB II)/KNEE(HYB III) TO INST PANEL LEFT	4.00
LEG(HYB II)/KNEE(HYB III) TO INST PANEL RIGHT	4.10
ROCKER TARGETS TO GROUND FRONT	7.50
ROCKER TARGETS TO GROUND REAR	7.60
NOSE TO STEERING WHEEL	
NOSE TO INSTRUMENT PANEL	23.10
INSTRUMENT PANEL TO TORSO	20.50
STEERING WHEEL TO TORSO	
STEERING WHEEL TOP LEGS	
KNEE SPREAD OS-OS(HYB II)/CL-CL(HYB III)	7.80
SEAT BACK ANGLE	27.90
PELVIC ANGLE	23.60
HEAD ANGLE	0.20
ROCKER ANGLE	0.30
NECK BRACKET ANGLE	0.00
BUMPER TARGET TO GROUND	

RELATIVE MEASUREMENTS(INCH)	WRT FRT RKE TGT

HEAD LAT	14.90
VD VERT	37.90
LD LONG	14.60

SHOULDER LAT
SHOULDER VERT
SHOULDER LONG

H-POINT LAT	11.10
H-POINT VERT	12.30
H-POINT LONG	8.30

O/S KNEE BOLT LAT	12.10
O/S KNEE BOLT VERT	15.40
O/S KNEE BOLT LONG	-6.90

"RECORD COPY"

Schedule No. 7-2-12

Retain Until 2020

Inter Office

Research and Vehicle Technology

May 22, 2008

To: Manager

Subject: Crash Test No. 11123, T-A6775 Test Report Corrections, R/1

The final report of the subject crash test was corrected as follows:

Sheet 3

Remarks - The file names of the still images are listed under crash number and a three digit sequence number which are 11123001 through 11123003 was changed to "The file names of the still images are listed under crash number and a three digit sequence number which are 11123001 through 11123000".

M. A. DeShong

**M. A. DeShong
Operations Engineering Section
Safety Laboratories Department**

S. Lesh
**Concur: S. Lesh
Section Supervisor
Operations Engineering Section**

corr.11123

CRTS 0011123



"RECORD COPY"
 Schedule No. 7-7-12
 Retain Until 2018

FINAL TEST REPORT

CONFIDENTIAL

**Global Test Operations
 Advanced Vehicle Technology**

TO:	J. Boland	Test Order No. Work Task W. O. No. Test Date Date Reported Sheet	T-88775 F08 07/08 10/2/98 1 of 34
------------	-----------	--	---

SUBJECT: Crash Test 11123 (90° Front Fixed Barrier Impact at 35.0 ± 0.4 mph, 56.3 ± 0.8 km/h) - 2000 Sable (D156) 4-Door Sedan

REQUESTED BY: Vehicle Safety and CAE Department, Advanced Vehicle Technology -
 K. Ewing

OBJECT: To obtain development data relative to FMVSS 301.

SUMMARY OF TEST RESULTS: See Section 1.0 for fuel spillage data.

Concur: 
 R. Burns
 Section Supervisor
 Operations Engineering Section


 R. Ewing
 Test Development Engineer

VEHICLE DATA:

Make and Model	2000 Saab (D196) 4-Door Sedan	
ID Numbers	1ME1M5896TAS00571, 505-T-399	
Power Train	3.0L, EFI, Automatic (AX4N) Transaxle	
Fuel Tank(s)	Usable Capacity: 16.0 gal. (60.6L) Test Condition: The "run dry" tank was filled with red-dyed Stoddard solvent to 85% of its rated usable capacity.	
Front Seat(s)	Type: Bucket Cover: Vinyl Tracks/Position: 6-Way Power/Mechanical Mid and Down Seat Backs/Position: Adjustable/Not Measured Head Restraints/Position: Adjustable/Down	
Restraint System	LF & RF: 3-Point Continuous Loop Active Belt	
Occupants	LF & RF: 50 th Percentile Male, Hybrid II, Uninstrumented	
Test Weight	Front: 2308 lb (1047 kg) Rear: 2006 lb (911 kg) Total: 4317 lb (1958 kg)	
Tires	Front: P205/65R15 Rear: P205/65R15 Spare: Removed	30 psi (207 kPa) 30 psi (207 kPa)
Significant Content or Accessories:	Air Conditioning, Power Steering, Power Brakes	

GENERAL TEST COMMENTS:

1. Test Procedure

The test was performed according to the following Corporate test procedure(s):

- Fixed Barrier Collision, T657-ST-14 dated July 17, 1996.
- CFI and EFI Fuel Systems Standard Solvent FIA, ST-11 RBF. 4.
- Fuel System Static Rollover, T657-ST-14 dated July 17, 1996.

2. Remarks

Crash movies, pre- and post-crash still images of the test vehicle and copies of this report are available through the Operations Engineering Section, Safety Laboratories Department, GTO. The crash still images are stored and archived on CD ROMs. The file names of the still images are listed under crash number and a three digit sequence number which are 11123001 through 11123080.

TEST RESULTS:

1.0 Fuel System Integrity (FMVSS 301)

- There was fuel system spillage from the evaporation line upon impact, estimated to be about 1 ounce.
- There was no fuel system spillage during the post-crash static rollover test.
- The fuel system did not hold pressure during a post-crash pressure check.

2.0 Vehicle Crush, Film Analysis and/or Instrumentation Data

- Time histories of the vehicle accelerations and other instrumentation are included in this report.

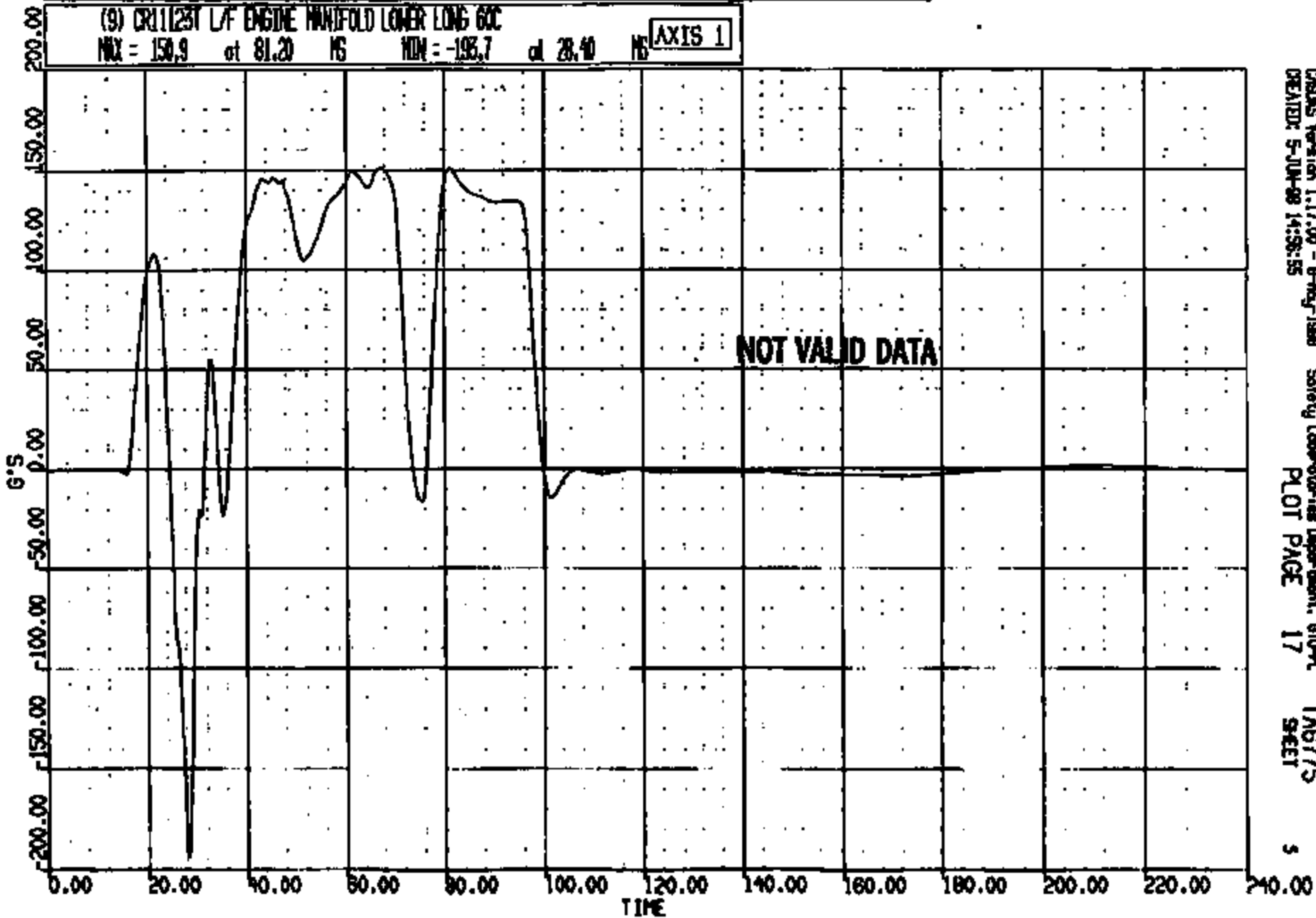
Time histories of vehicle dynamic displacements obtained from Film Analysis are included in this report.

Time histories of any requested derived data (i.e. integrations, etc.) were given to the requesting activity and are not included in this report.

RCR #: 11123 TO: TA6775 DATE: 880805 14:48:31

2000 D-188

(9) CR1123T L/F ENGINE MANIFOLD LOWER LONG GOC
MAX = 150.9 at 81.20 MS MIN = -193.7 at 28.40 MS **AXIS 1**



CRSOS Version 1.17.00 - 8-May-1988
CREATED: 5-JUN-88 14:58:55

Safety Laboratories Department, 610-A
PLOT PAGE 17

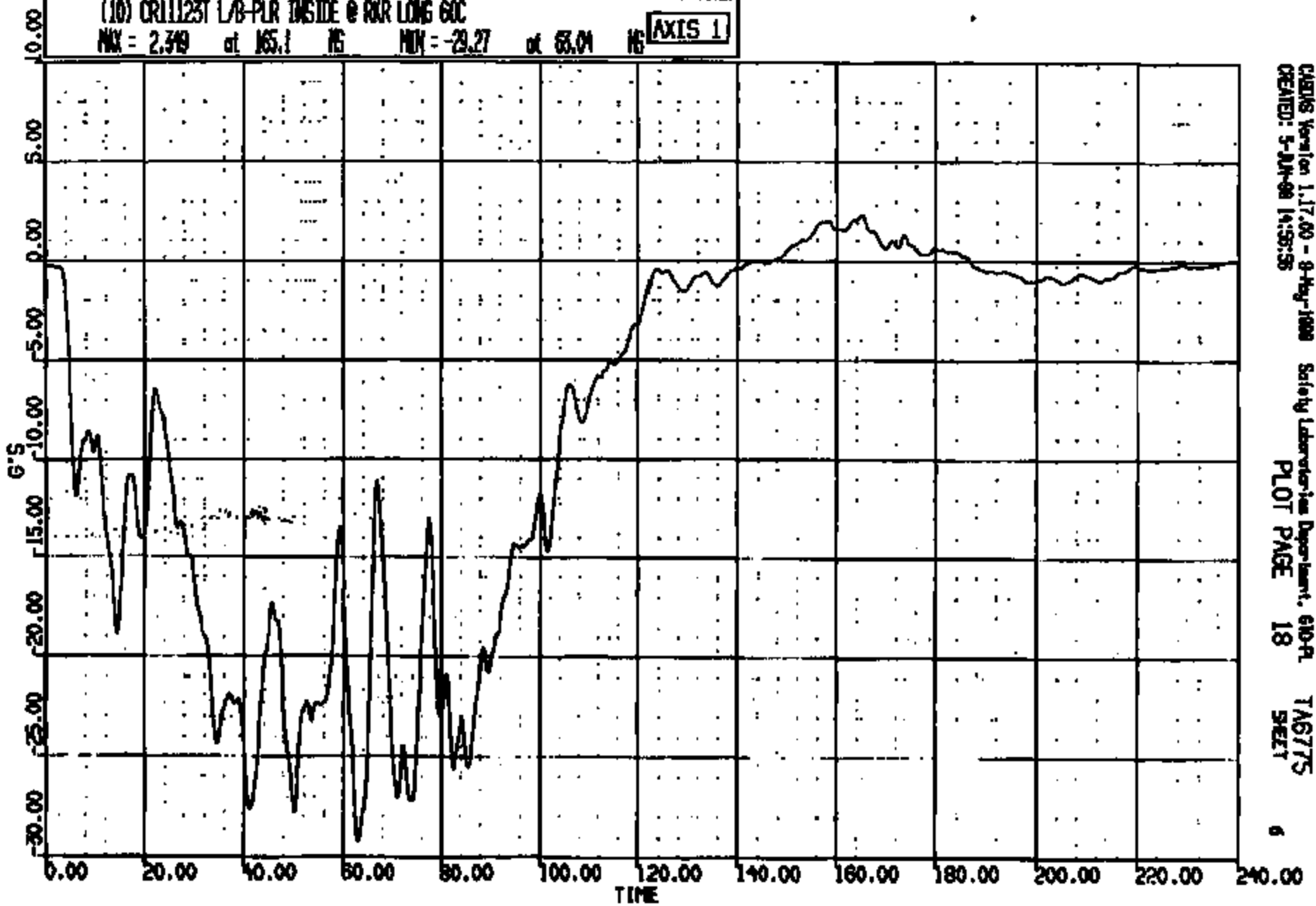
TA6775
SHEET

5

CRIS 001123

CR R: 11123 TO: TA6775 DATE: 980605 14:43:51
2000 D-188

(10) CR11231 L/B-PLR INSIDE @ R/R LONG 60C
MAX = 2.349 at 165.1 NS MIN = -29.27 at 63.04 NS **AXIS 1**



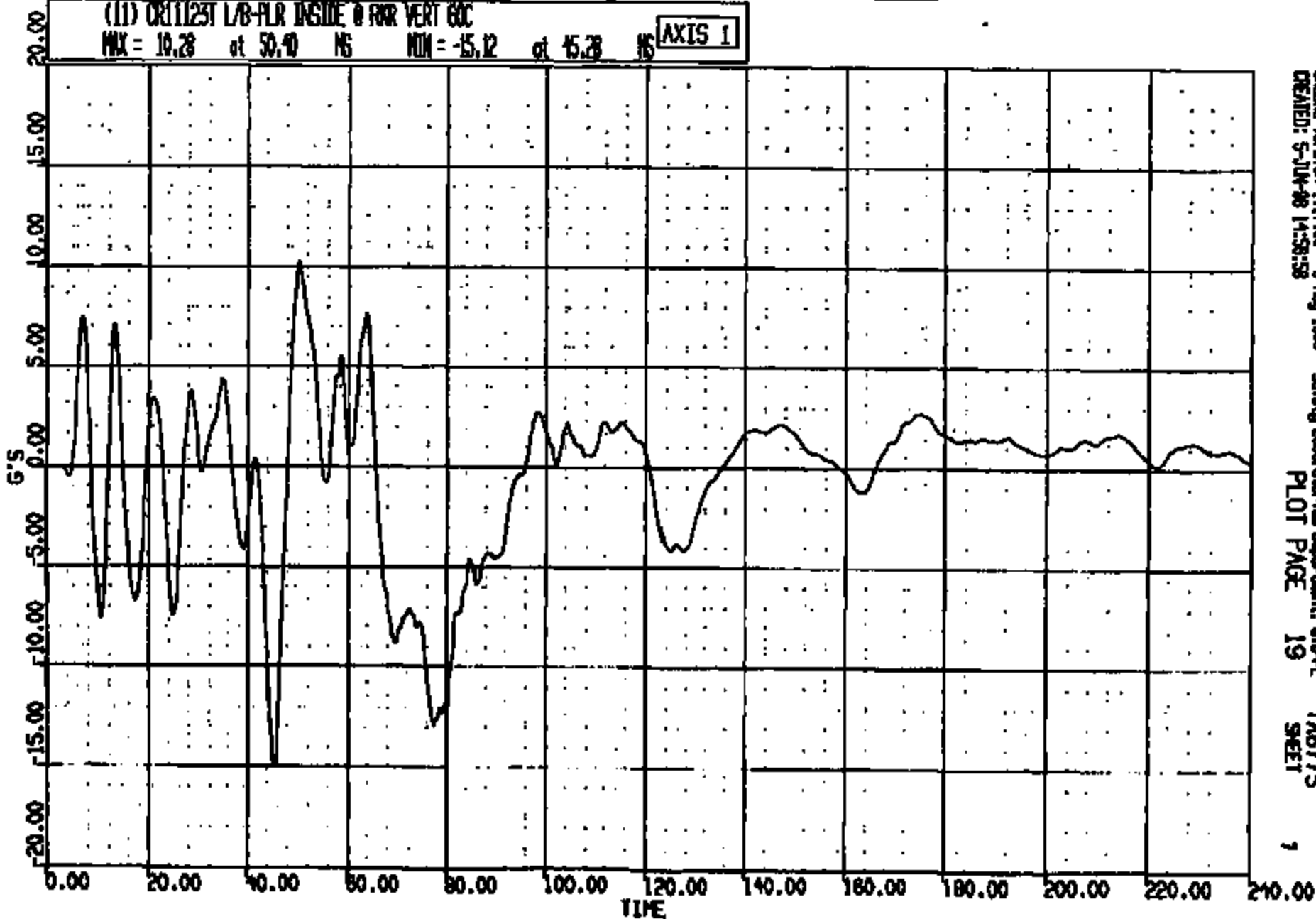
CADDS Version 1.17.00 - 9-Aug-1998 Safety Laboratories Department, 610-A
CREATED: 5-JUN-98 14:55:55 PLOT PAGE 18 SHEET 6

CRTS 001123

CR R: 11123 TO: TAB775 DATE: 880808 14:43:51
2000 D-188

(11) CR11123T L/B-FLR INSIDE @ FOR VERT 60C
MAX = 10.28 at 50.40 NS MIN = -15.12 at 45.28 NS

AXIS 1



CRS Version 1.17.00 - 8-Aug-1988
CREATED: 5-JUN-88 14:58:58

Safety Laboratories Department, SID-PL
PLOT PAGE 19

TAB775
SHEET

1

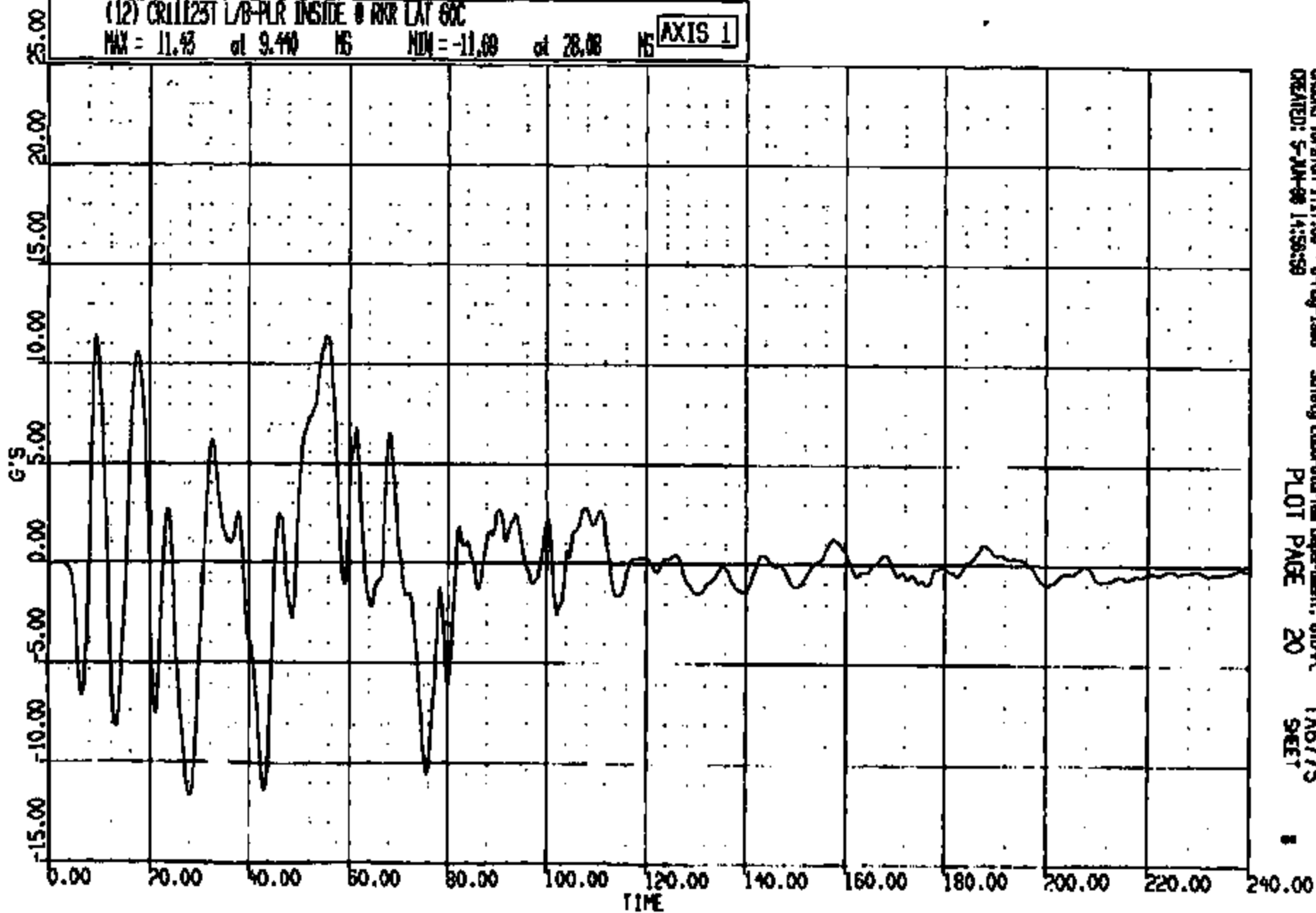
CRTS 0011123

CR R: 11123 TO: TAB775 DATE: 980805 14:43:51
2000 D-188

(12) CR11123T L/B-PLR INSIDE @ RVR LAT 60C

MAX = 11.43 at 9.44 NS MIN = -11.60 at 28.08 NS

AXIS 1



CRS05 Version 1.17.00 - 8-May-1998
CREATED: 5-JUN-98 14:58:59

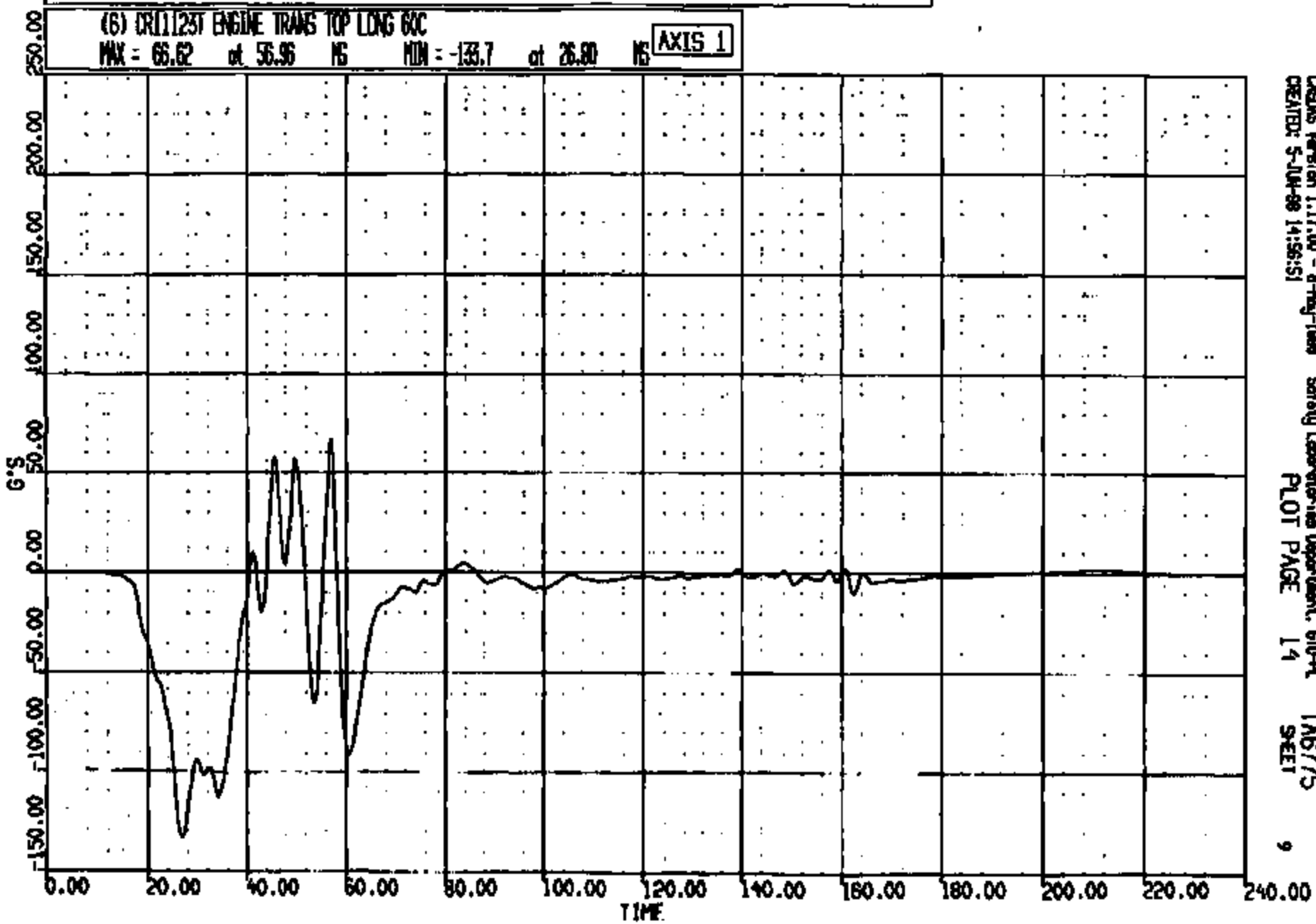
Safety Laboratories Department, GMDA
PLOT PAGE 20

TAB775
SHEET

CRTS 0011123

CR R: 11123 TO: TA6775 DATE: 920605 14:43:51
2000 D-186

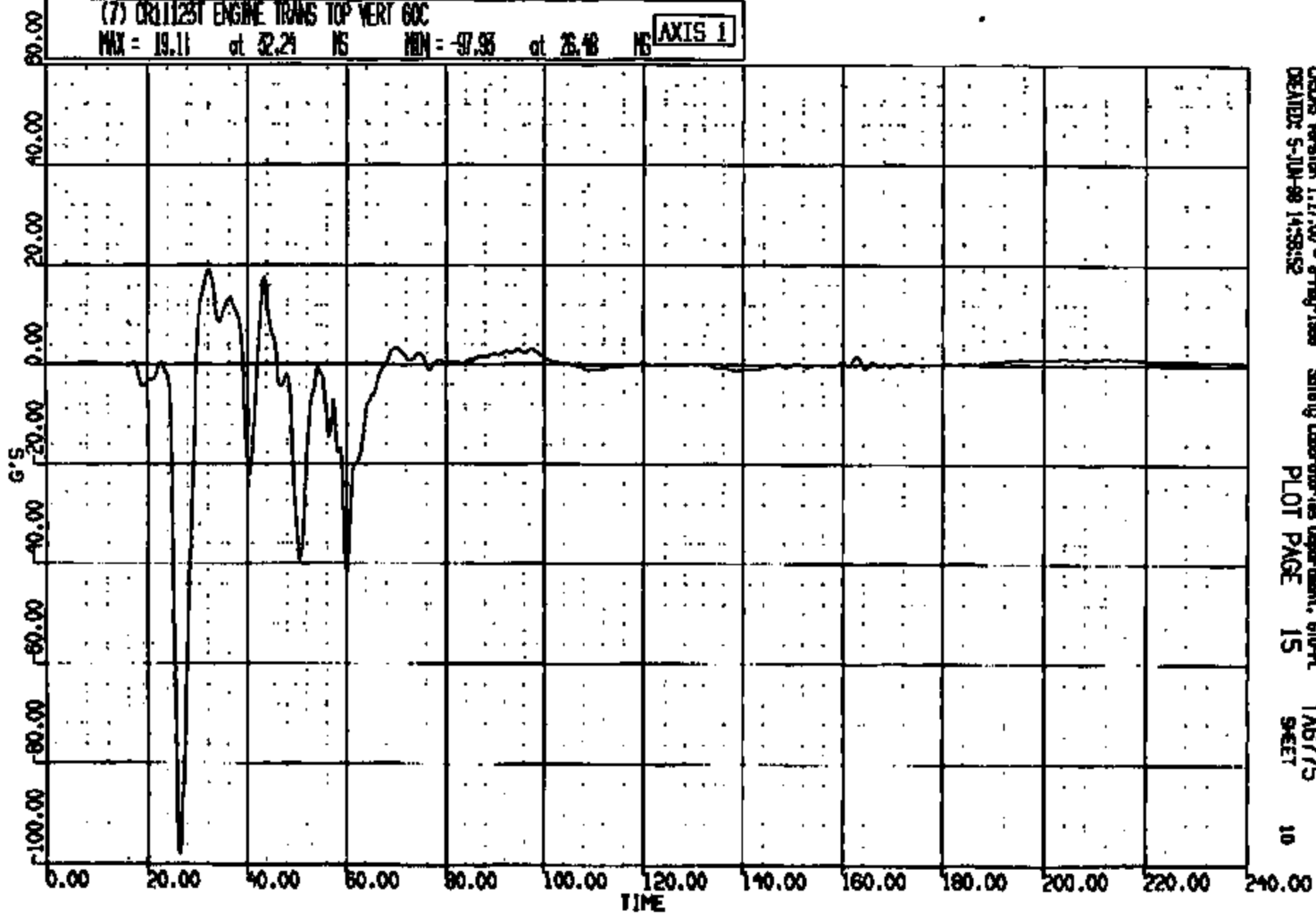
(6) CR11123T ENGINE TRANS TOP LONG GOC
MAX = 66.62 at 56.95 NS MIN = -133.7 at 26.80 NS **AXIS 1**



CRIS 0011123

CR R: 11123 TO: TAB775 DATE: 880805 14:45:51
2000 D-188

(7) CR1123T ENGINE TRANS TOP VERT GOC
MAX = 19.11 at 32.29 NS MIN = -97.95 at 26.48 NS **AXIS 1**



CRSIS Version 1.17.00 - 8-May-1988
CREATED: 5-JUN-88 14:58:52

Safety Laboratories Department, 610-PL
PLOT PAGE 15

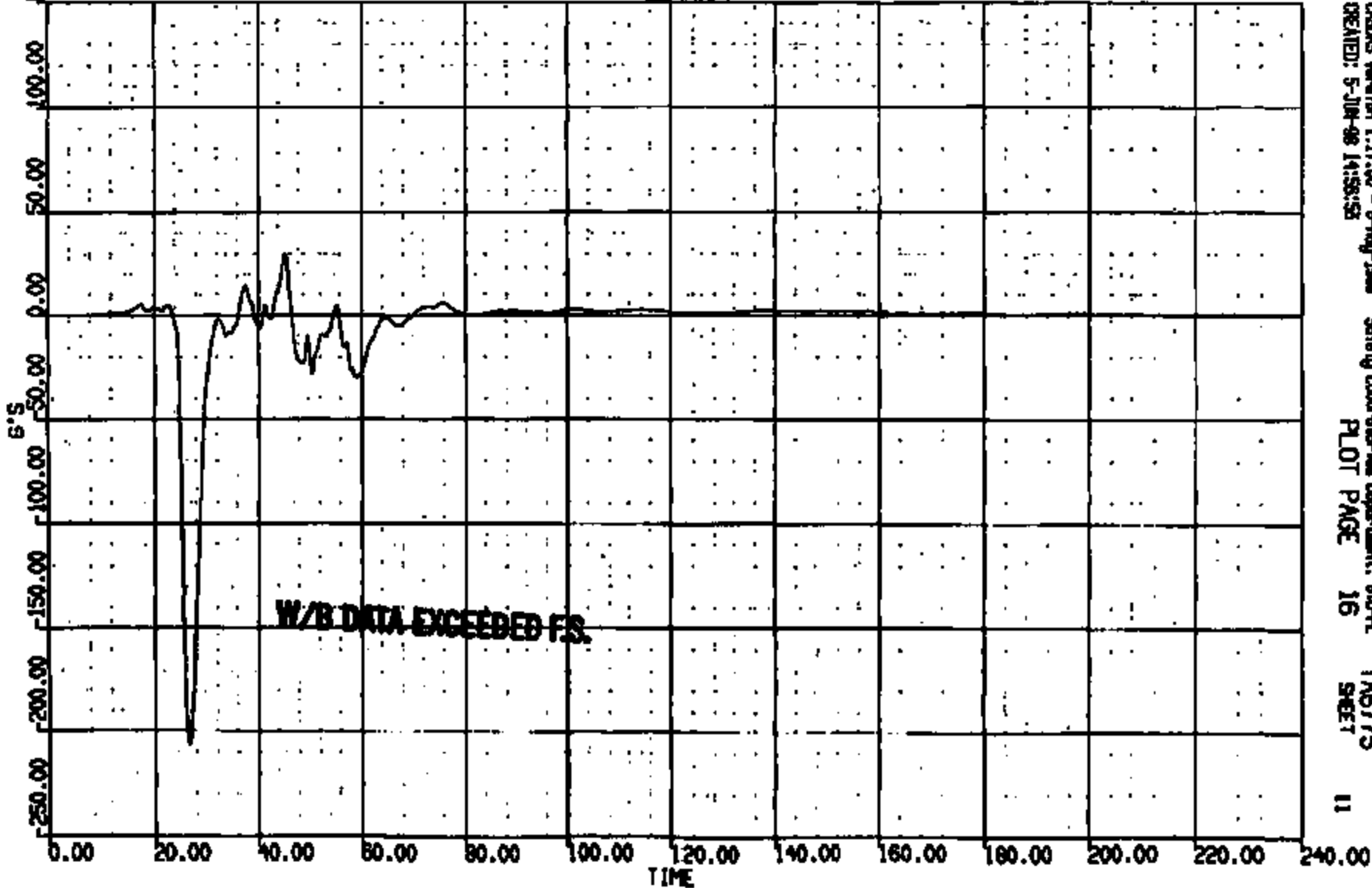
TAB775
SHEET

CRTS 0011123

CR R: 11123 TO: TAG775 DATE: 980803 14:48:51
2000 D-189

(8) CR1123T ENGINE TRANS TOP LAT 60C
MAX = 30.15 at 45.28 MS MIN = -207.2 at 26.56 MS **AXIS 1**

GENERAL KEYS:
* - High level data exceeded full scale
* - High level data >90.0% of full scale
* - All data < 10.0% of full scale
* - 31 second offset of T-zero



CARDAS Version 1.17.00 - 9-May-1998 Safety Laboratory-Eng Department, 510-PL TAG775
CREATED: 5-JUN-98 14:58:53 PLOT PAGE 16 SHEET 11

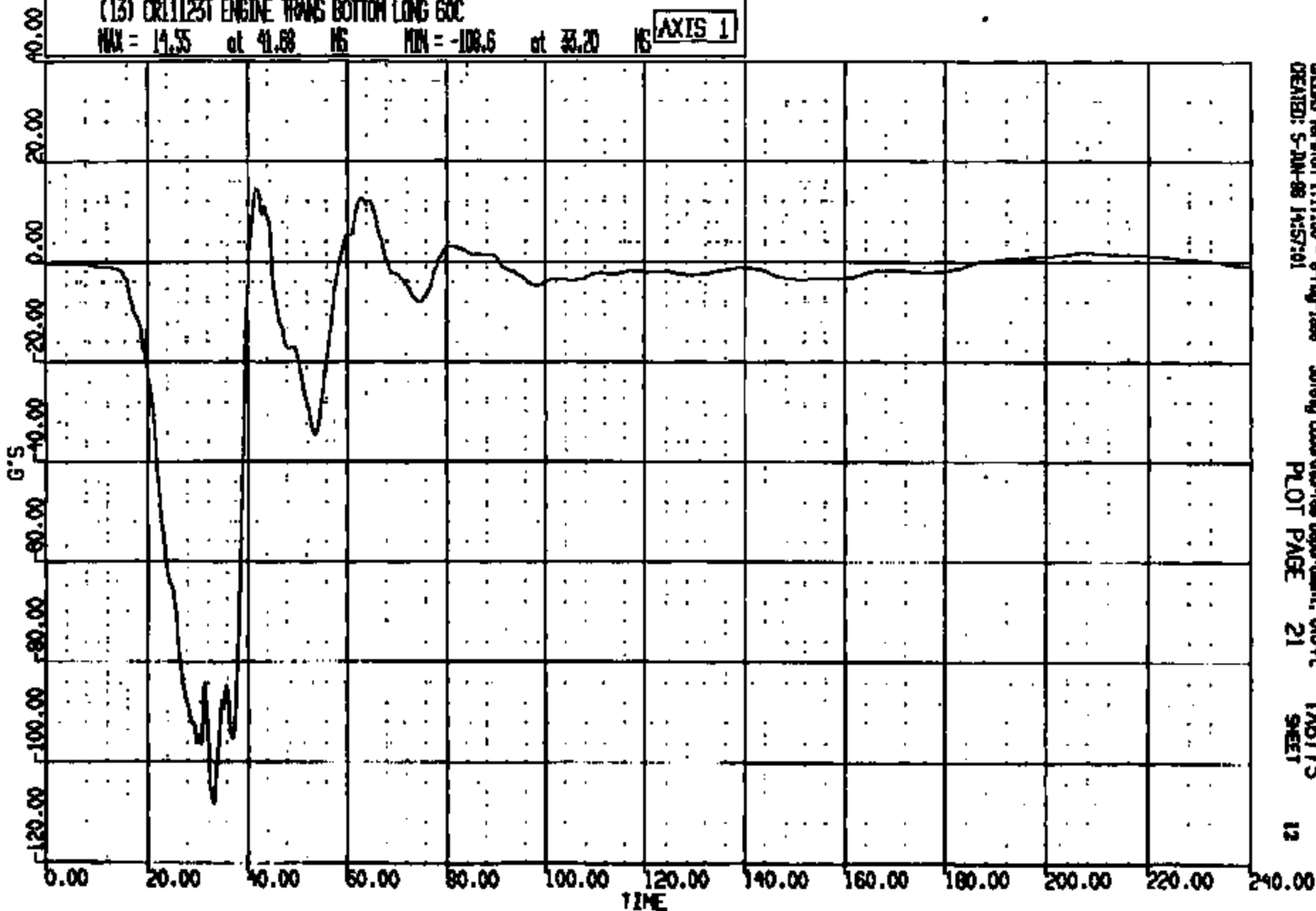
CRTS 0011123

CR R: 11123 TO: TAB775 DATE: 980805 14:43:51
2000 0-188

(13) CR11123T ENGINE TRANS BOTTOM LONG 60C

MAX = 19.55 at 41.68 NS MIN = -108.6 at 33.20 NS

AXIS 1



CRS Version 1.17.00 - 8-May-1999
CREATED: 5-DIM-98 14:57:01

Safety Laboratories Department, 610-PL
PLOT PAGE 21

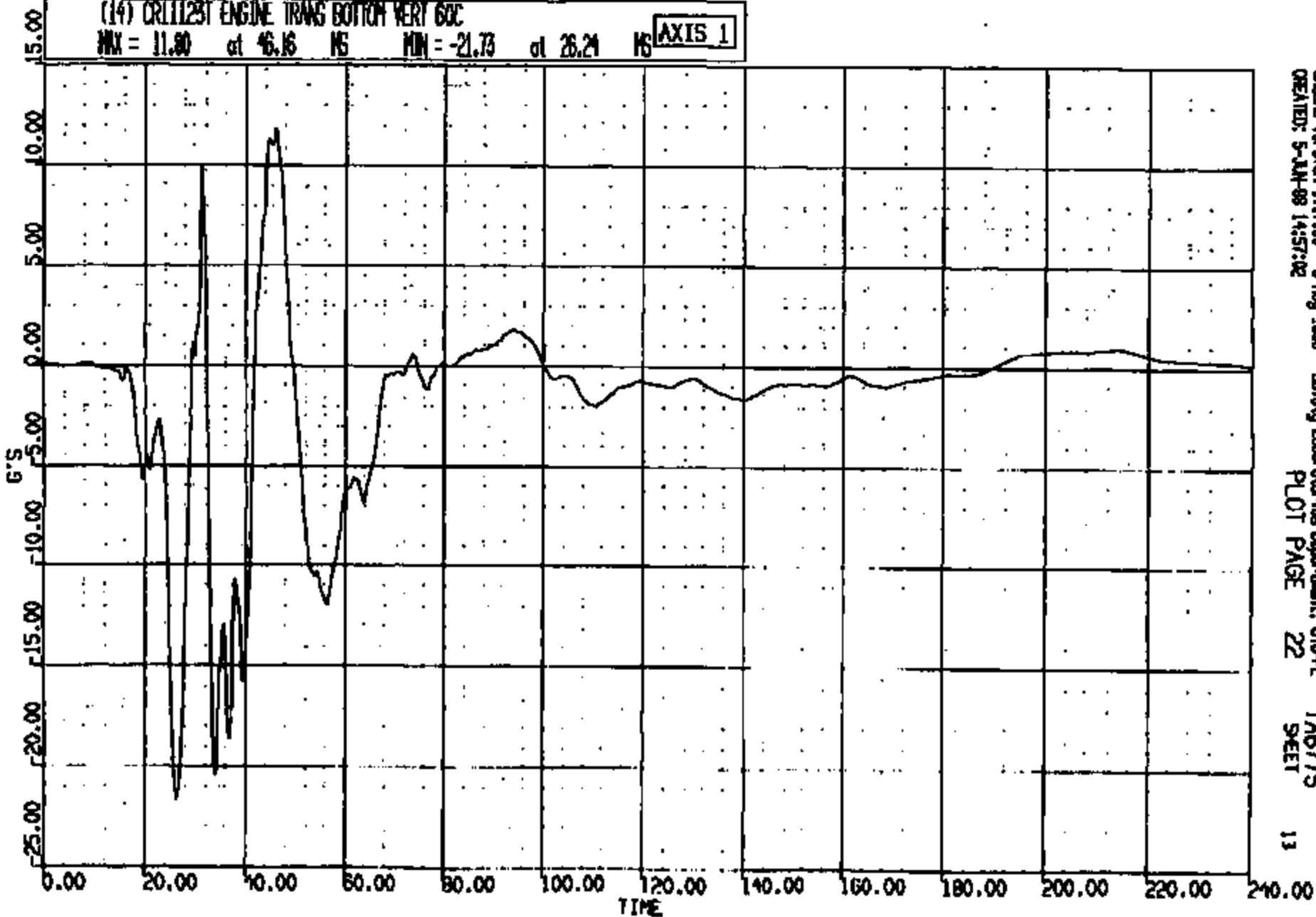
TAB775
SHEET

12

CRTS 0011123

CR R: 11125 TO: TAB775 DATE: 980605 14:43:51
2000 D-188

(14) CR111251 ENGINE TRANS BOTTOM VERT GOC
MAX = 11.80 at 46.16 HS MIN = -21.73 at 26.24 HS **AXIS 1**



CIGAS Version 1.17.00 - 8-Aug-1998 Safety Laboratories Department, G10-91 TAB775
CREATED: 5-JUN-98 14:57:02 PLOT PAGE 22 SHEET 13

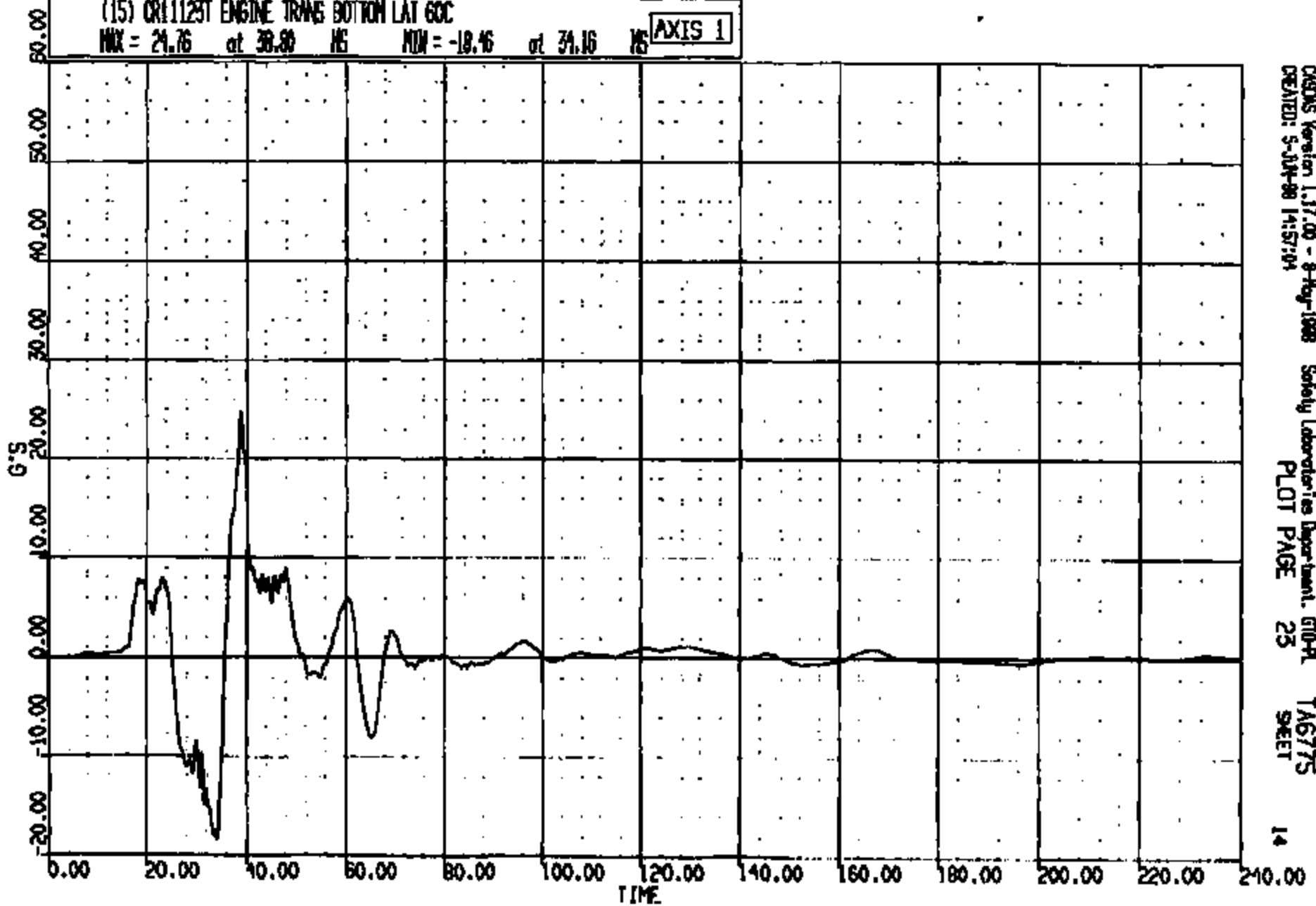
CR1S 001123

CR R: 11123 TO: TAG775 DATE: 980606 14:43:51
2000 D-188

(15) CR11231 ENGINE TRANS BOTTOM LAT 60C

MAX = 24.76 at 39.80 MS MIN = -19.46 at 34.16 MS

AXIS 1



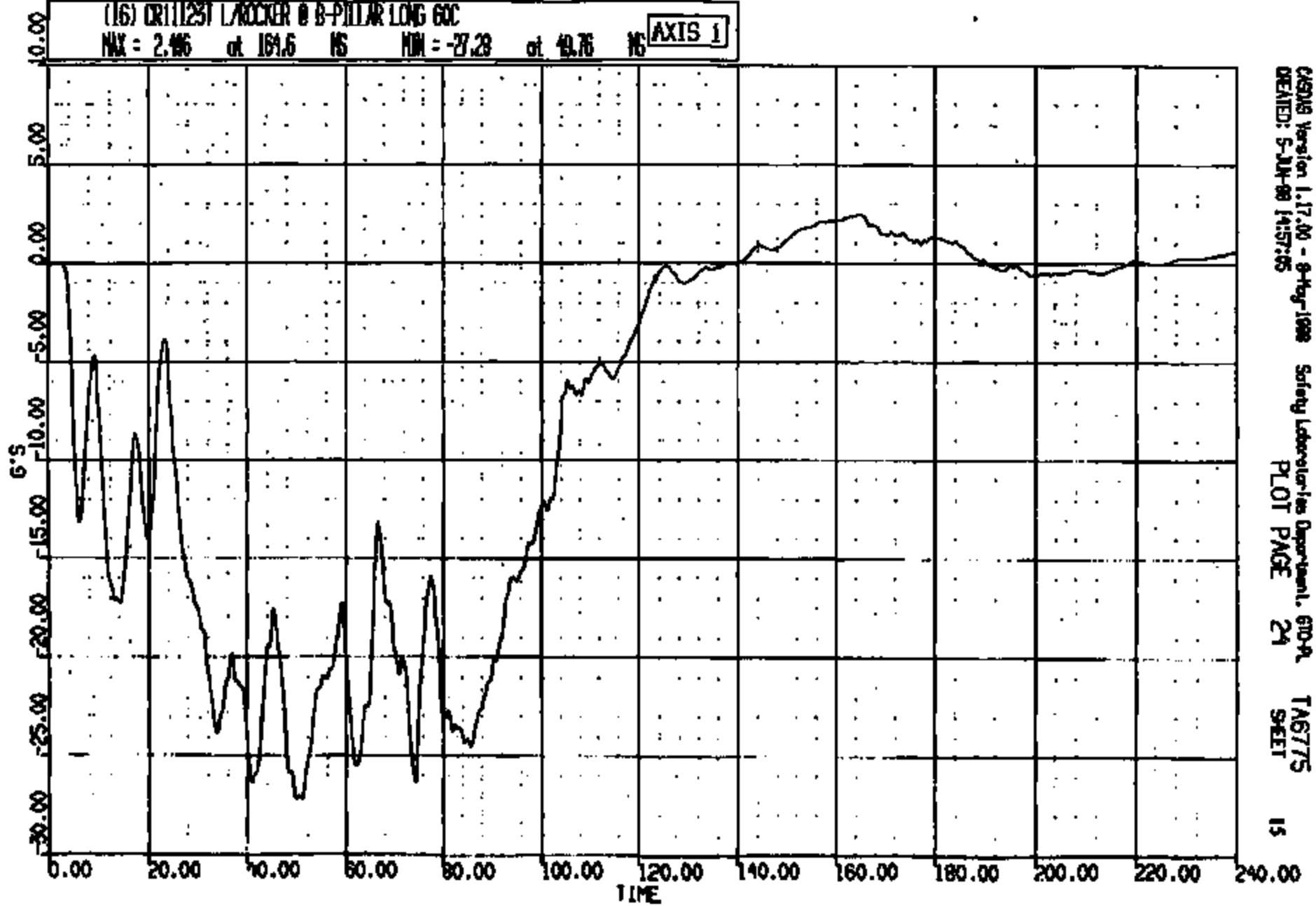
CRDMS Version 1.17.00 - 9-May-1998 Safety Laboratories Department, G10-PL TAG775
CREATED: 5-JUN-98 14:57:04 PLOT PAGE 25 SHEET 14

CRTS 001123

CR R: 11123 TO: TAB775 DATE: 980805 14:45:51
2000 D-188

(16) CR111231 L/ROCKER @ B-PILLAR LONG 60C
MAX = 2.466 at 169.6 MS MIN = -27.28 at 49.76 MS

AXIS 1

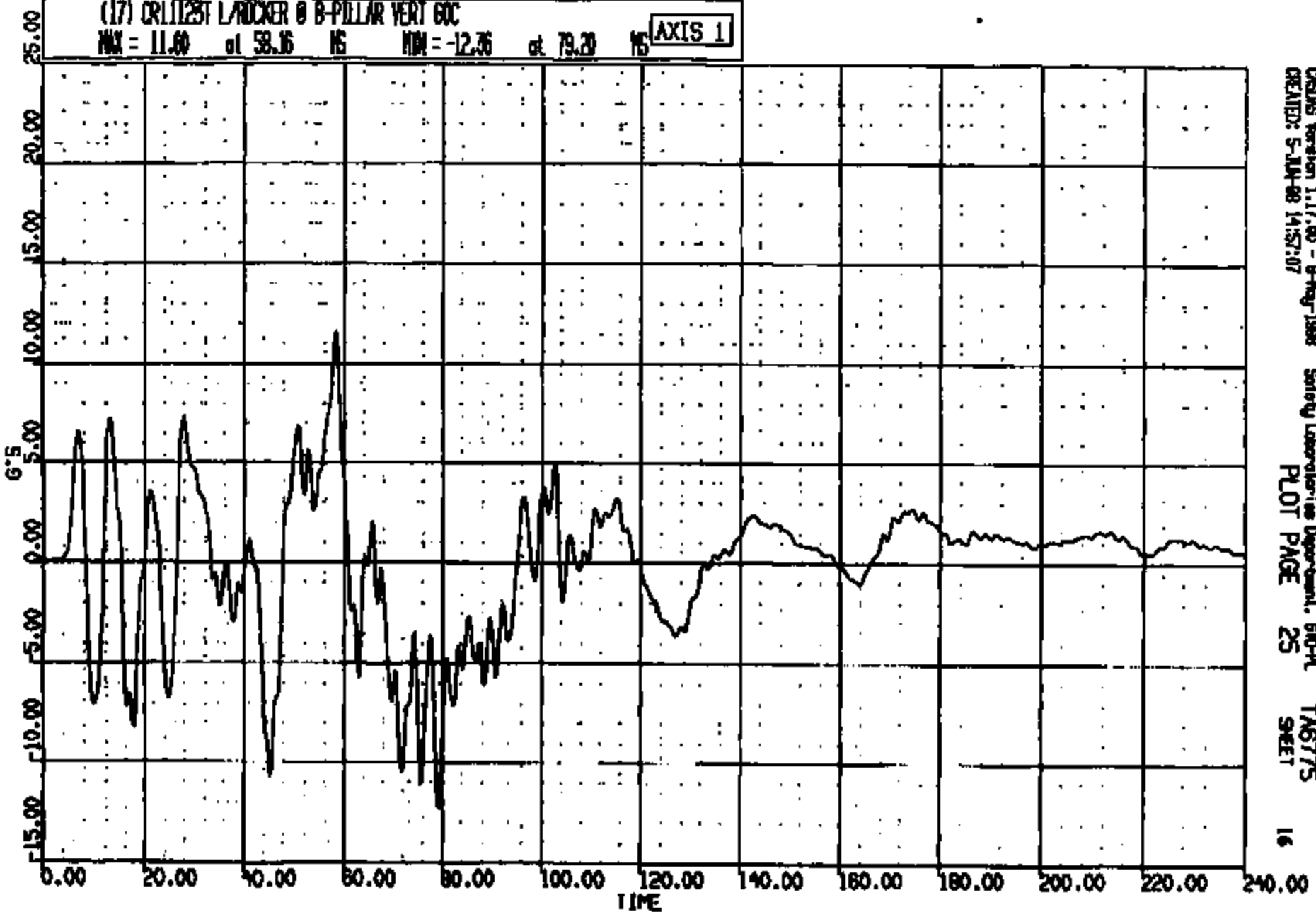


CRS018 Version 1.17.00 - 9-Aug-1998 Safety Laboratories Department, 6100A
CREATED: 5-JUL-98 14:57:05 PLOT PAGE 24 SHEET 15

CRIS 0011123

CR R: 11123 TO: TA6775 DATE: 980805 14:45:51
2000 D-188

(17) CR11123T L/ROCKER @ B-PILLAR VERT GOC
MIN = 11.00 at 58.16 MS MAX = -12.36 at 79.20 MS **AXIS 1**



CRSIS Version 1.17.00 - 8-Aug-1998 Safety Laboratories Department, 610-A
CREATED: 5-JUN-98 14:57:07 PLOT PAGE 25 SHEET 16

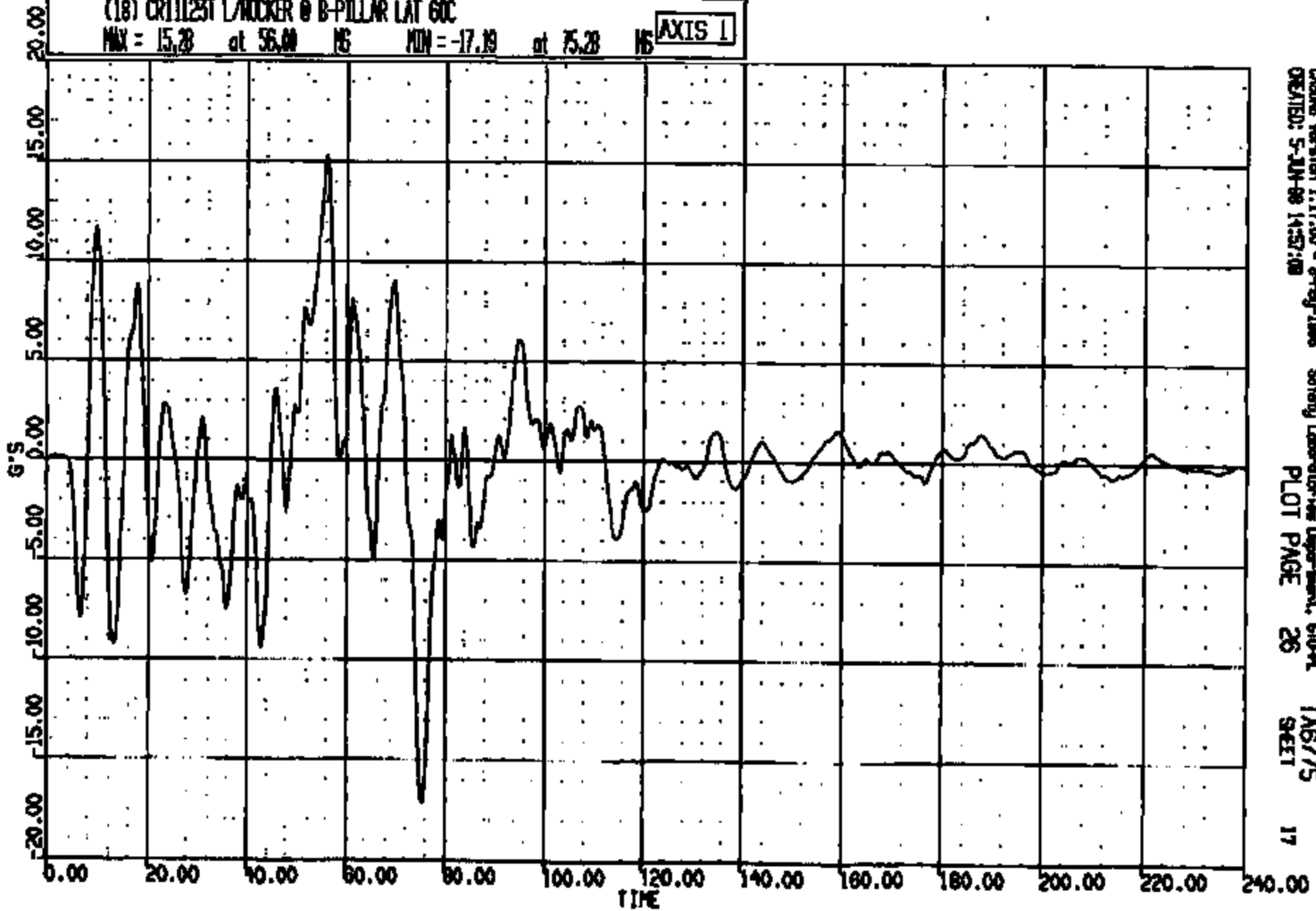
CRIS 0011123

CR R: 11125 TO: TAB775 DATE: 990805 14:48:51
2000 D-188

(18) CR11125T L/ROCKER @ B-PILLAR LAT 60C

MAX = 15.28 at 56.00 NS MIN = -17.19 at 75.28 NS

AXIS 1



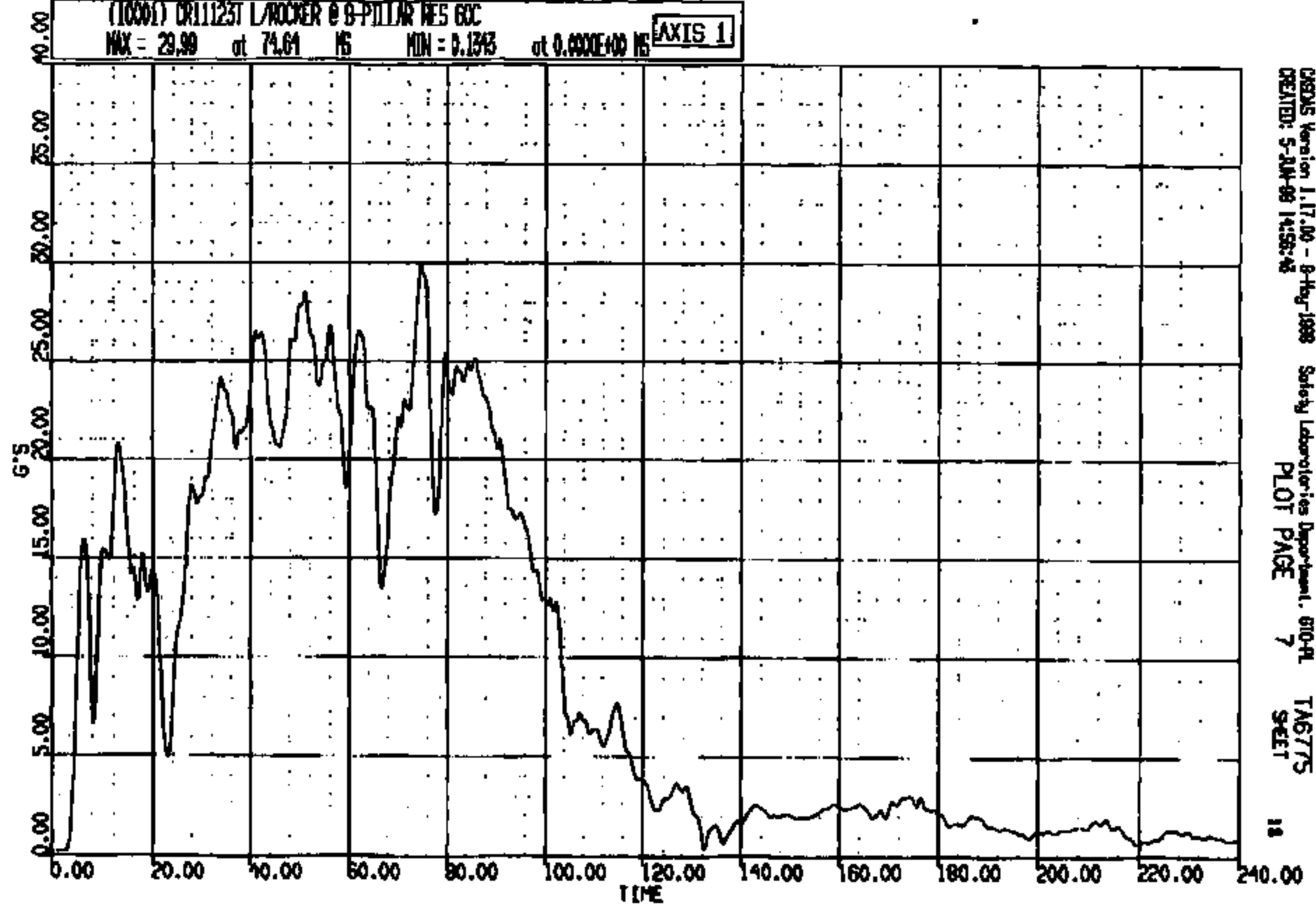
CASING Version 1.17.00 - 8-Feb-1998 Safety Laboratory Department, SIOA
CREATED: 5-JUN-99 14:57:08
PLOT PAGE 26 SHEET 17

CRIS 0011123

CR R: 11123 TO: TAB775 DATE: 980603 14:43:51
2000 D-186

(10001) CR11123T L/ROCKER @ 9-PILLAR MES 63C
MAX = 29.99 at 74.61 MS MIN = 0.1343 at 0.000E+00 MS

AXIS 1



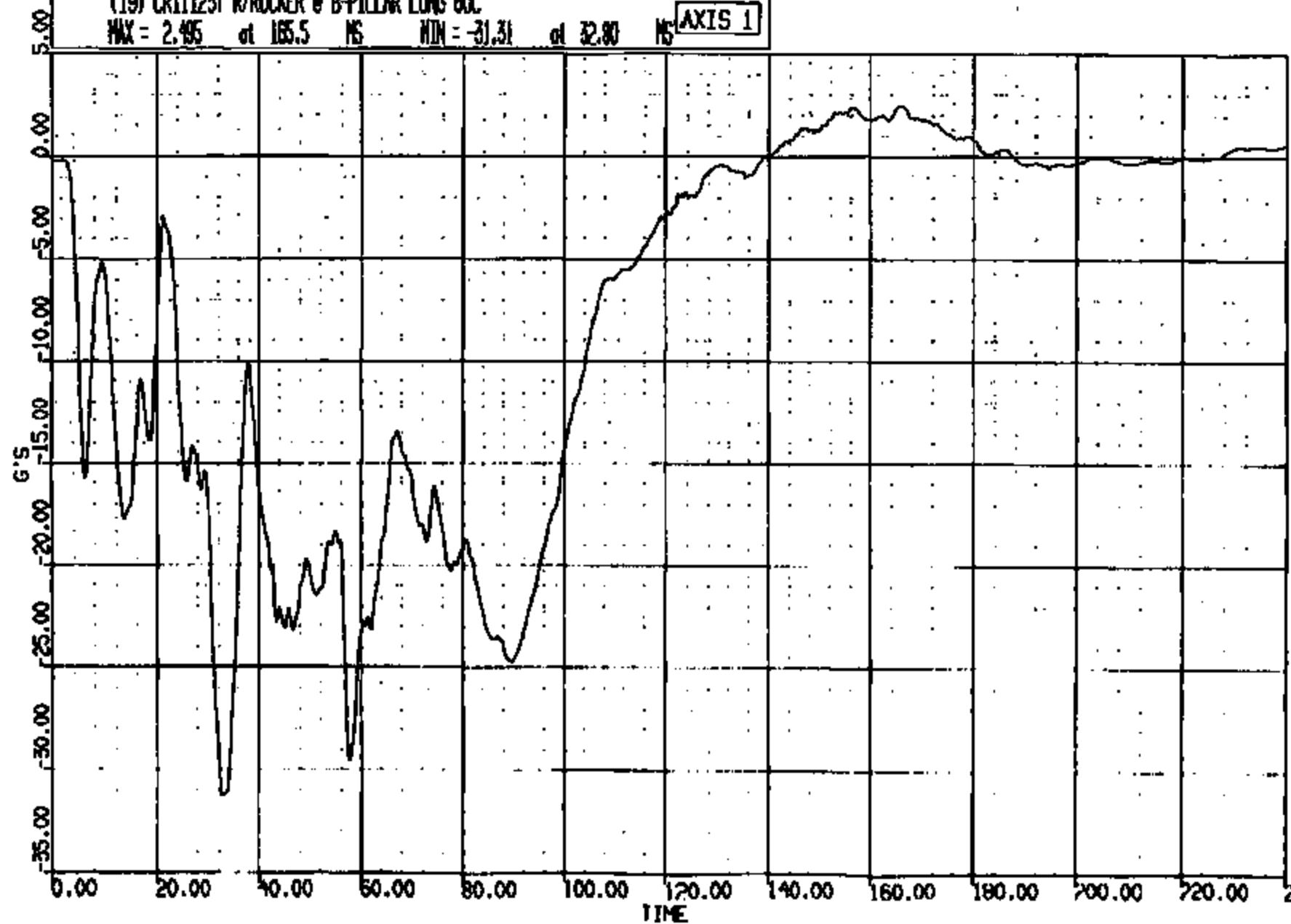
CREOS Version 1.17.00 - 9-May-1998 Safety Laboratories Department, 610-PL
CREATED: 5-JUN-98 14:55:43 PLOT PAGE 7 TAB775
18

CRIS 001123

CR R: 11123 TO: TAB775 DATE: 980808 14:45:51
2000 D-168

(19) CR11123T W/ROCKER @ B-PILLAR LONG GOC
MAX = 2.495 at 165.5 MS MIN = -31.31 at 32.80 MS

AXIS 1

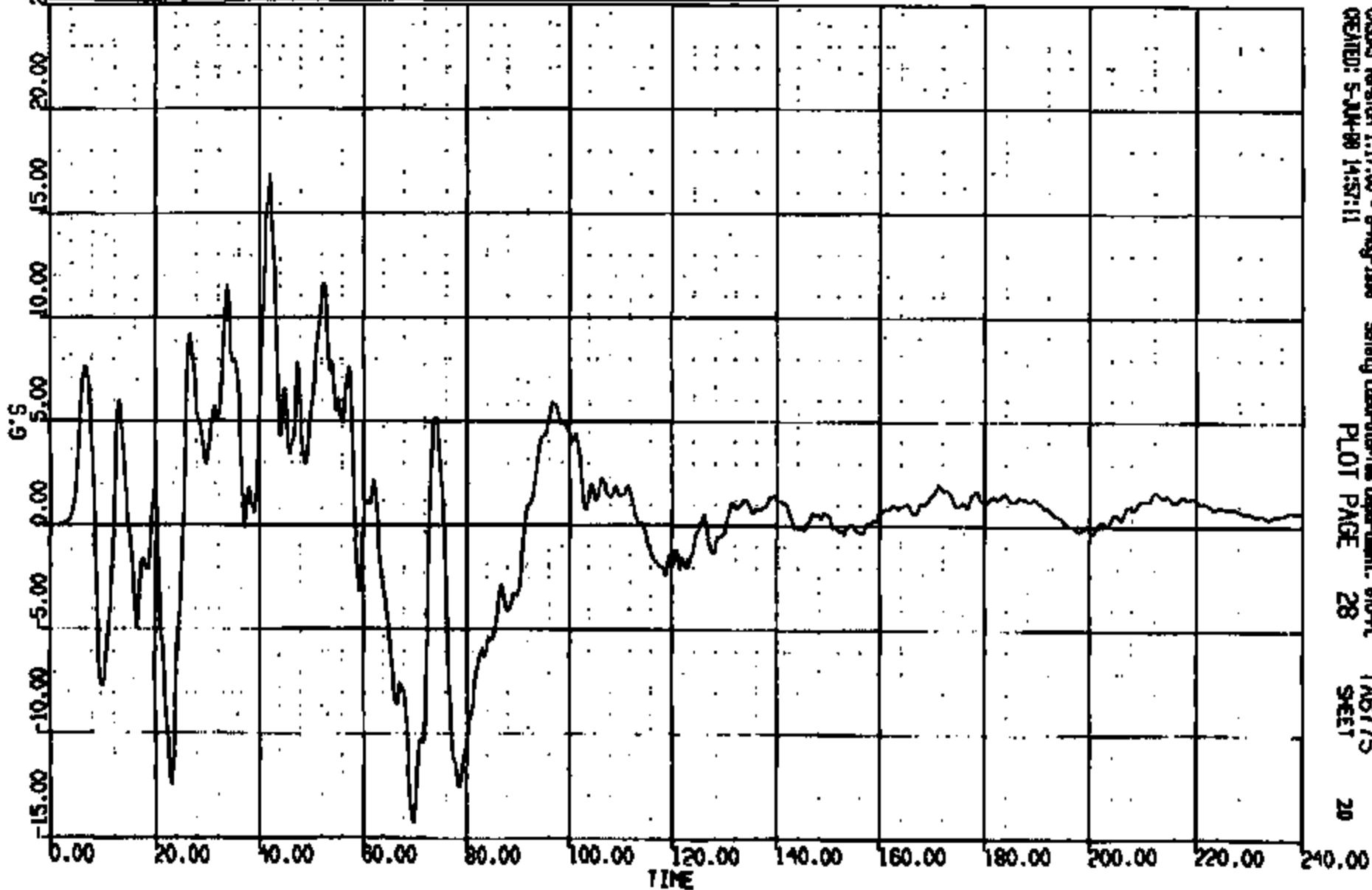


CASUS Version 1.17.00 - 8-Aug-1998 Safety Laboratories Department, 610-PL
CREATED: 5-JUN-98 14:57:10 PLOT PAGE 27 SHEET 19

CRIS 0011123

CR R: 11125 TD: TAB775 DATE: 990805 14:43:51
2000 D-188

(20) CR11251 R/ROCKER @ 8-PILLAR VERT 60C
MAX = 16.78 at 42.98 MS MIN = -14.32 at 68.81 MS **AXIS 1**



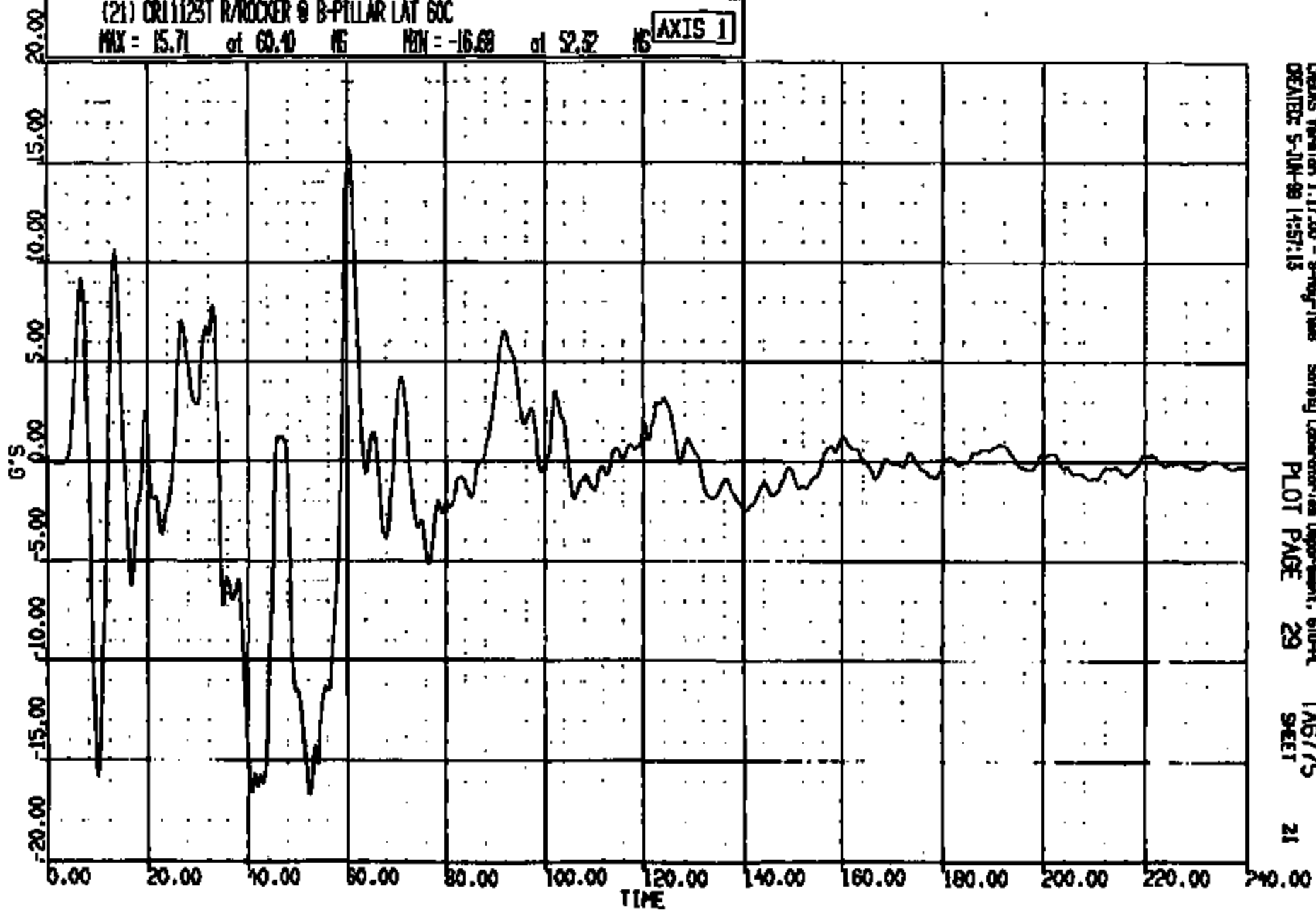
CASAS Version 1.17.00 - 8-May-1998 Safety Laboratories Department, 610-A
CREATED: 5-JUN-99 14:57:11 PLOT PAGE 28 SHEET 20

CRIS 001123

CR R: 11125 TO: TA6775 DATE: 980805 14:43:51
2000 D-198

(21) CR11125T R/ROCKER 9 B-PILLAR LAT 60C

MAX = 15.71 of 60.40 MS MIN = -16.69 of 52.32 MS **AXIS 1**



CRSIS Version 1.17.00 - 8-May-1998
CREATED: 5-JUN-98 14:57:13

Safety Laboratory Department, 610-PL
PLOT PAGE 29

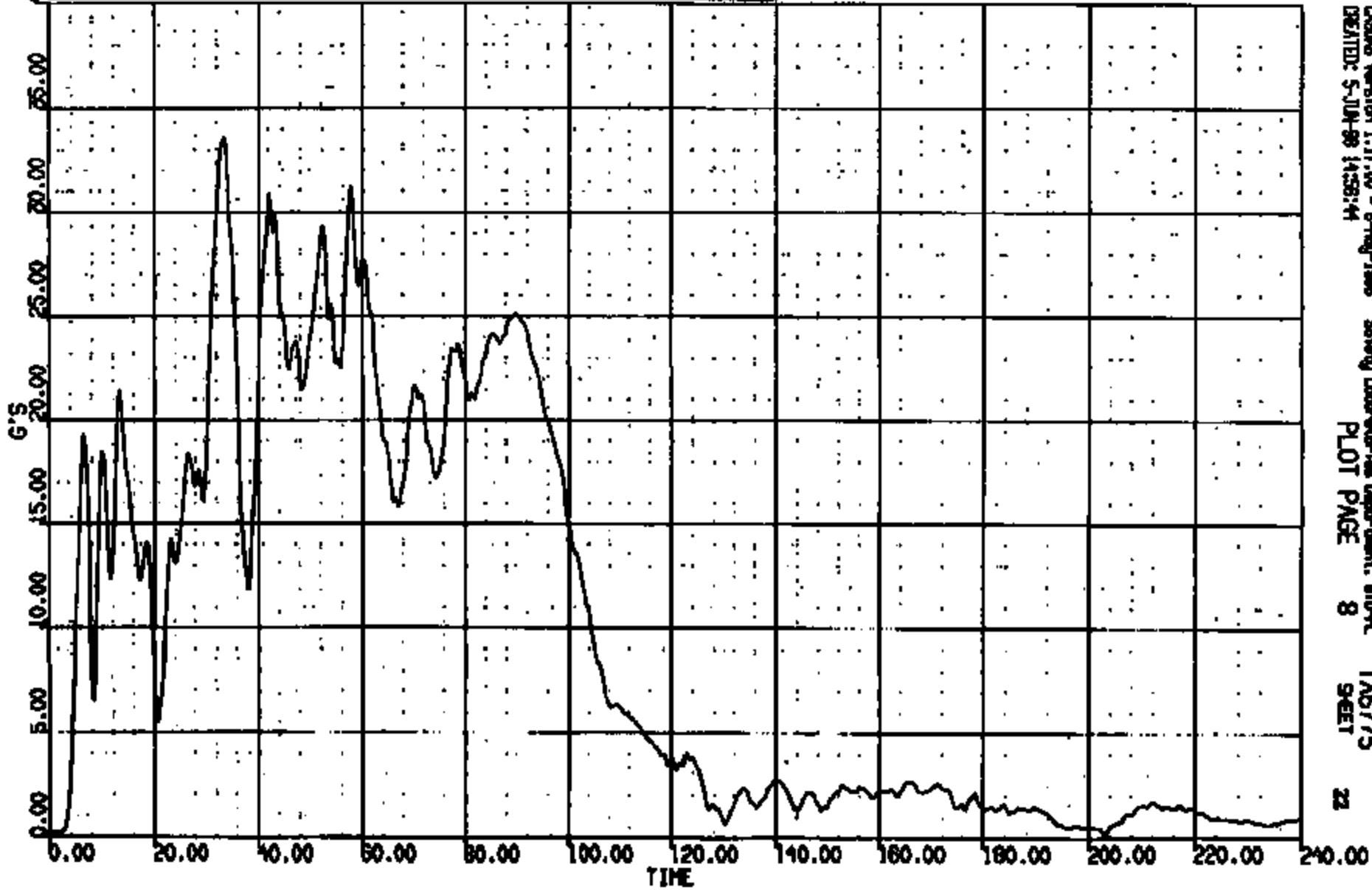
TA6775
SHEET

21

CRTS 0011123

CR R: 11125 TO: TAB775 DATE: 980808 14:48:51
2000 0-198

(10002) CR1123T R/ROCKER @ B-PILLAR RES 60C
MAX = 33.61 at 33.44 MS MIN = 0.1149 at 202.9 MS **AXIS 1**



CASINS Version 1.17.00 - 8-Aug-1998 Safety Laboratories Dept-Genl. 810-PL TAB775
CREATED: 5-JUN-98 14:58:44 PLOT PAGE 8 SHEET 22

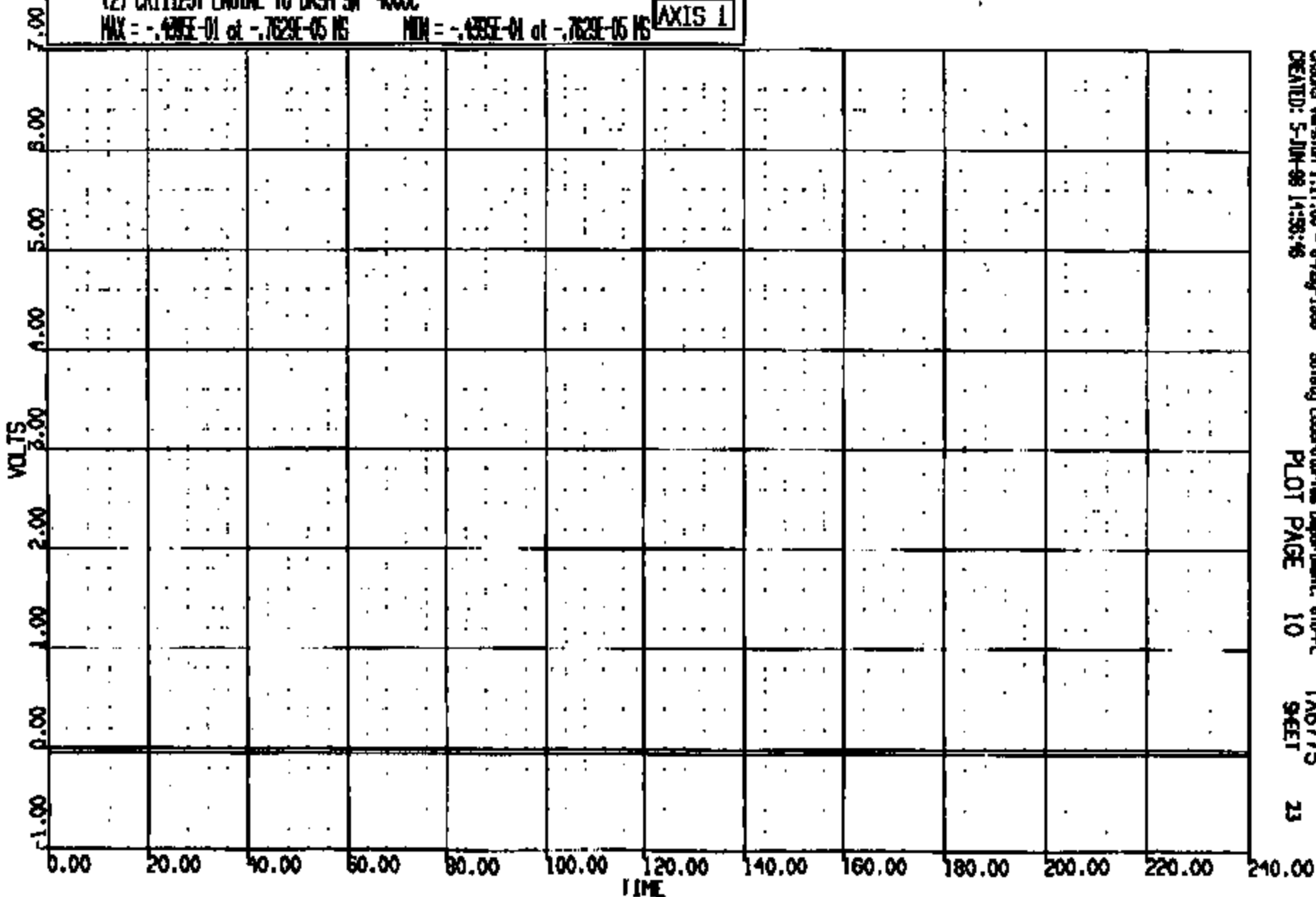
CRIS 001123

CR R: 11123 TO: T6775 DATE: 090605 14:43:51
2000 D-198

(2) CR11123T ENGINE TO DASH SW 4000

MAX = -.439E-01 at -.7629E-05 MS MIN = -.439E-01 at -.7629E-05 MS

AXIS 1



CRSIS Version 1.17.00 - 8-May-1998
CREATED: 5-JUN-98 14:58:46

Safety Laboratory Department, B10-PL
PLOT PAGE 10

T6775
SHEET

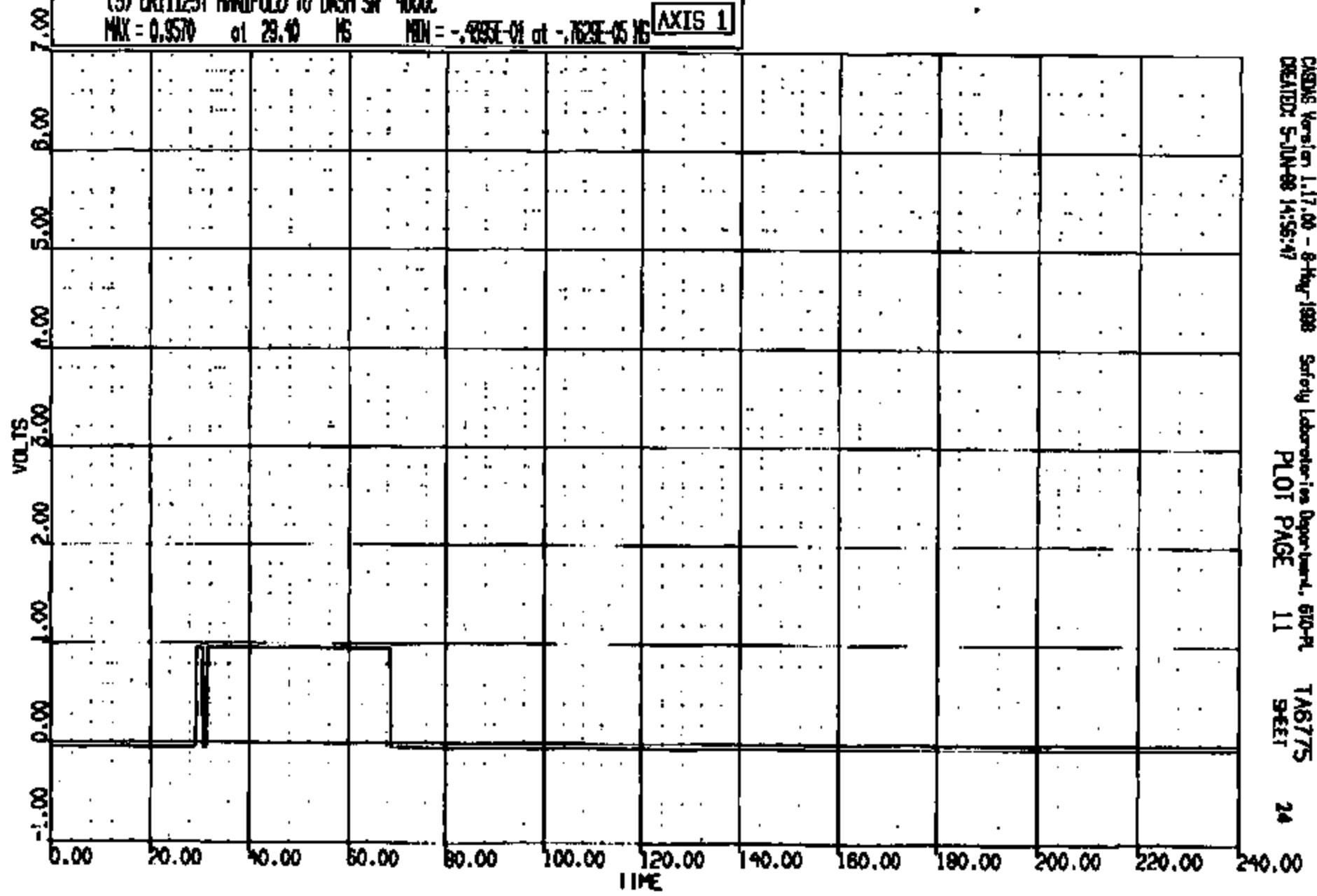
23

CRIS 0011123

CR R: 11123 TO: TAB775 DATE: 880805 14:42:51
2000 D-186

(3) CR11231 MANIFOLD TO DASH SW 4000C
MAX = 0.9570 at 29.40 MS MIN = -.4935E-01 at -.7629E-05 MS

AXIS 1



CASMS Version 1.17.00 - 8-May-1988 Safety Laboratories Department, 610-PL
CREATED: 5-JUN-88 14:55:47
PLOT PAGE 11 SHEET 24

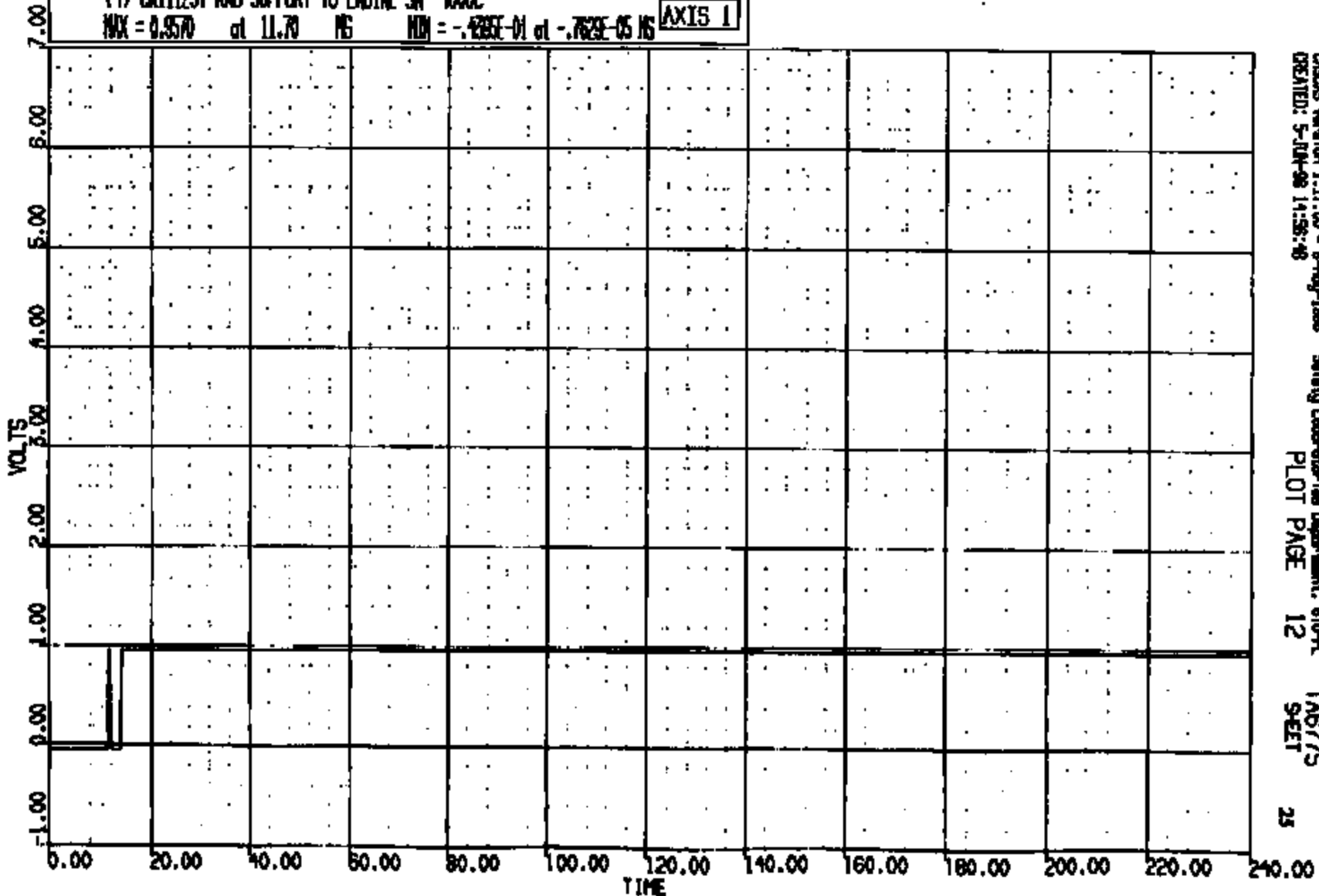
CRTS 0011123

CR R: 11123 TO: TA6775 DATE: 980805 14:43:51
2000 D-188

(4) CR11123T RAD SUPPORT TO ENGINE SN 4000C

MAX = 0.9570 at 11.70 MS MIN = -.4282E-01 at -.7629E-05 MS

AXIS 1



CASJIS Version 1.17.00 - 8-May-1988
CREATED: 5-JUN-98 14:56:48

Safety Laboratory Department, 610-A
PLOT PAGE 12

TA6775
SHEET

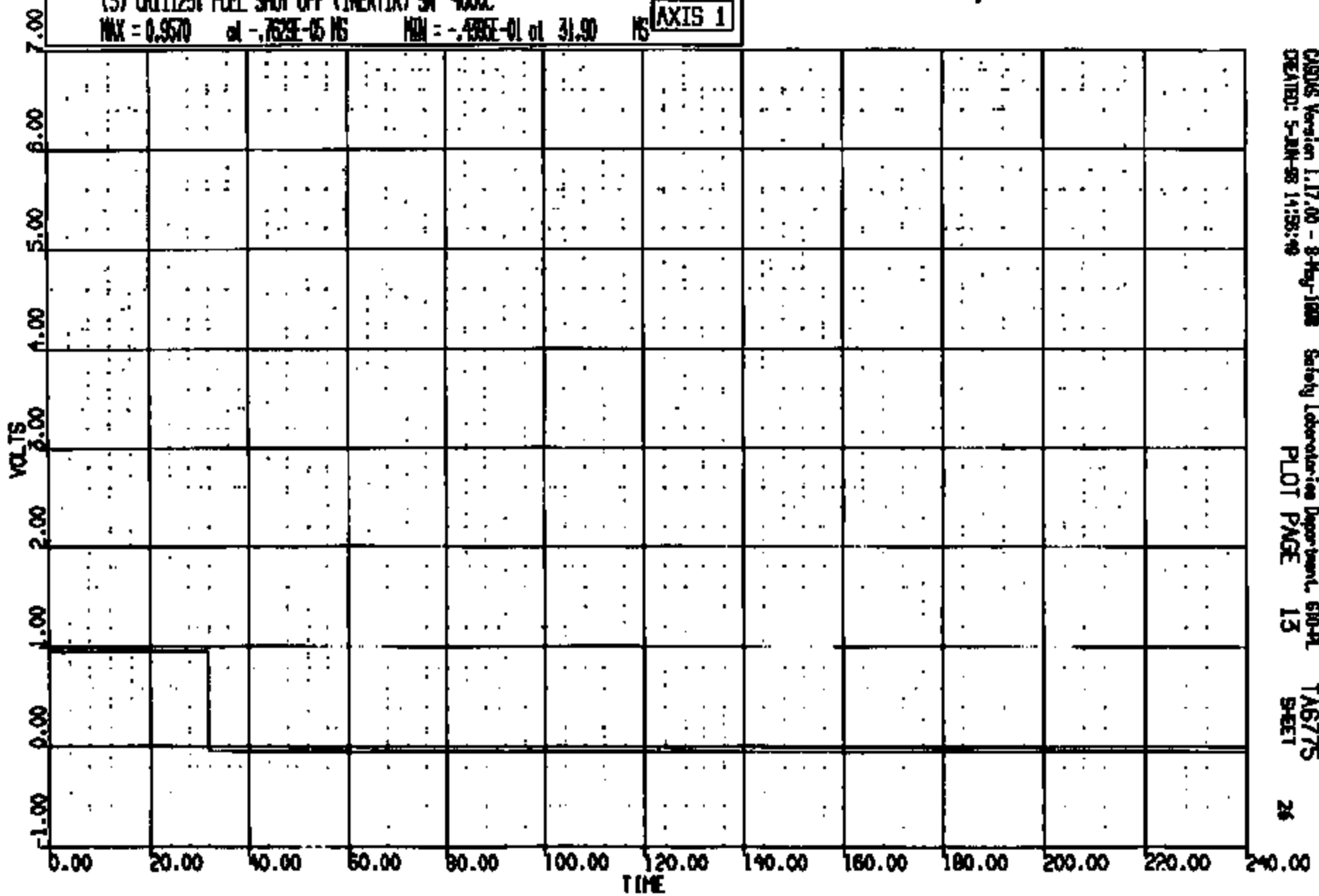
25

CRIS 0011123

CR R: 11123 TO: TASTTS DATE: 980605 14:45:51
2000 D-198

(5) CR1123E FUEL SHUT OFF (INERTIA) SW 400C
MAX = 0.9570 at -.7629E-05 MS MIN = -.4985E-01 at 31.90 MS

AXIS 1



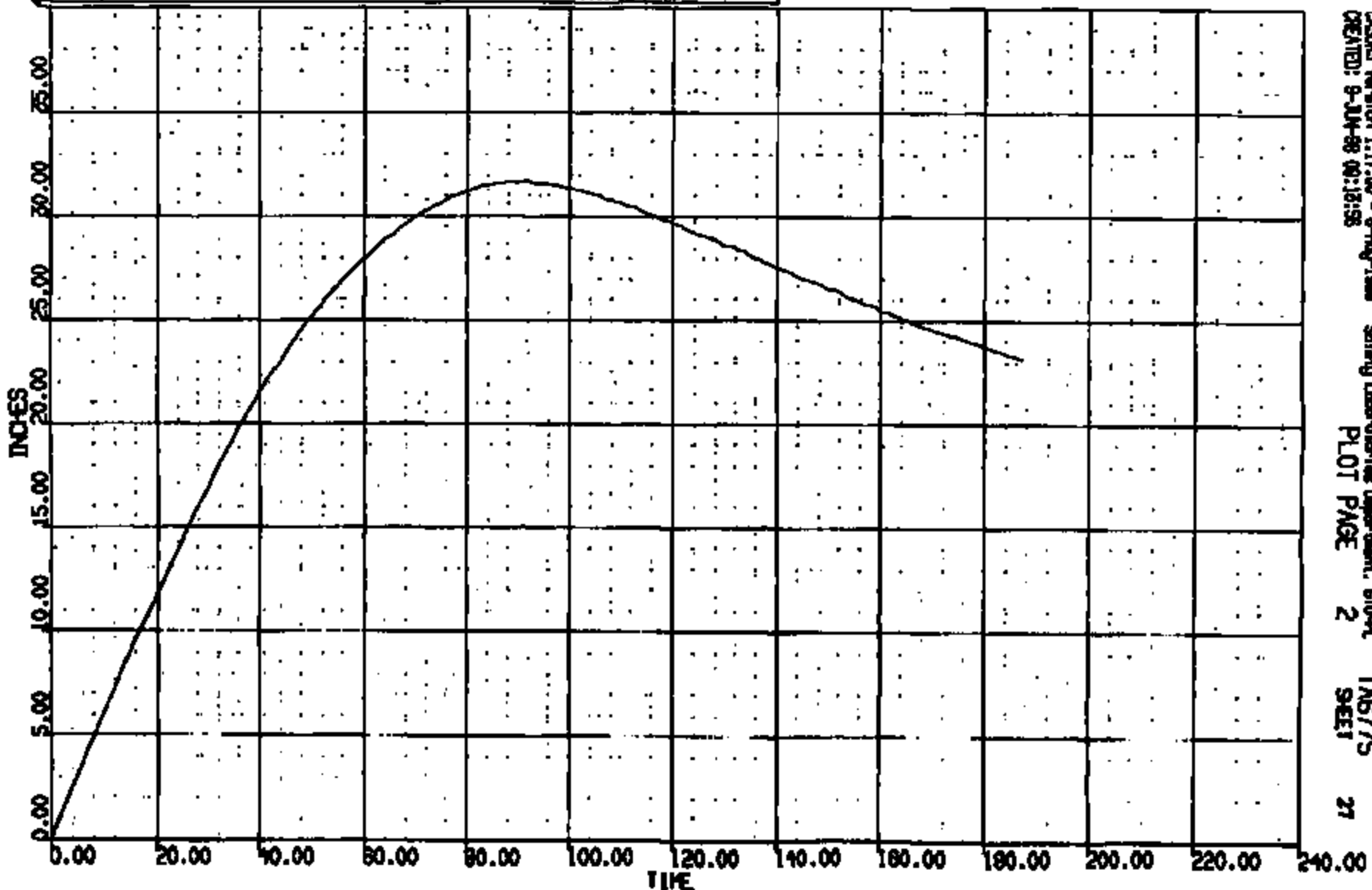
CRJUS Version 1.17.00 - 8-May-1998 Safety Laboratory Department, 510-PL T1A6775
CREATED: 5-JUN-98 14:55:49 PLOT PAGE 13 SHEET 26

CRIS 0011123

CR R: 11123 TO: TAB775 DATE: 880808 14:42:51
2000 0-188

(0) CR011123 L RR8 AT B PLR WRT L GND REF LONG DISP
MAX = 31.75 at 96.72 MS MIN = 0.000E+00 at 0.000E+00 MS

AXIS 1

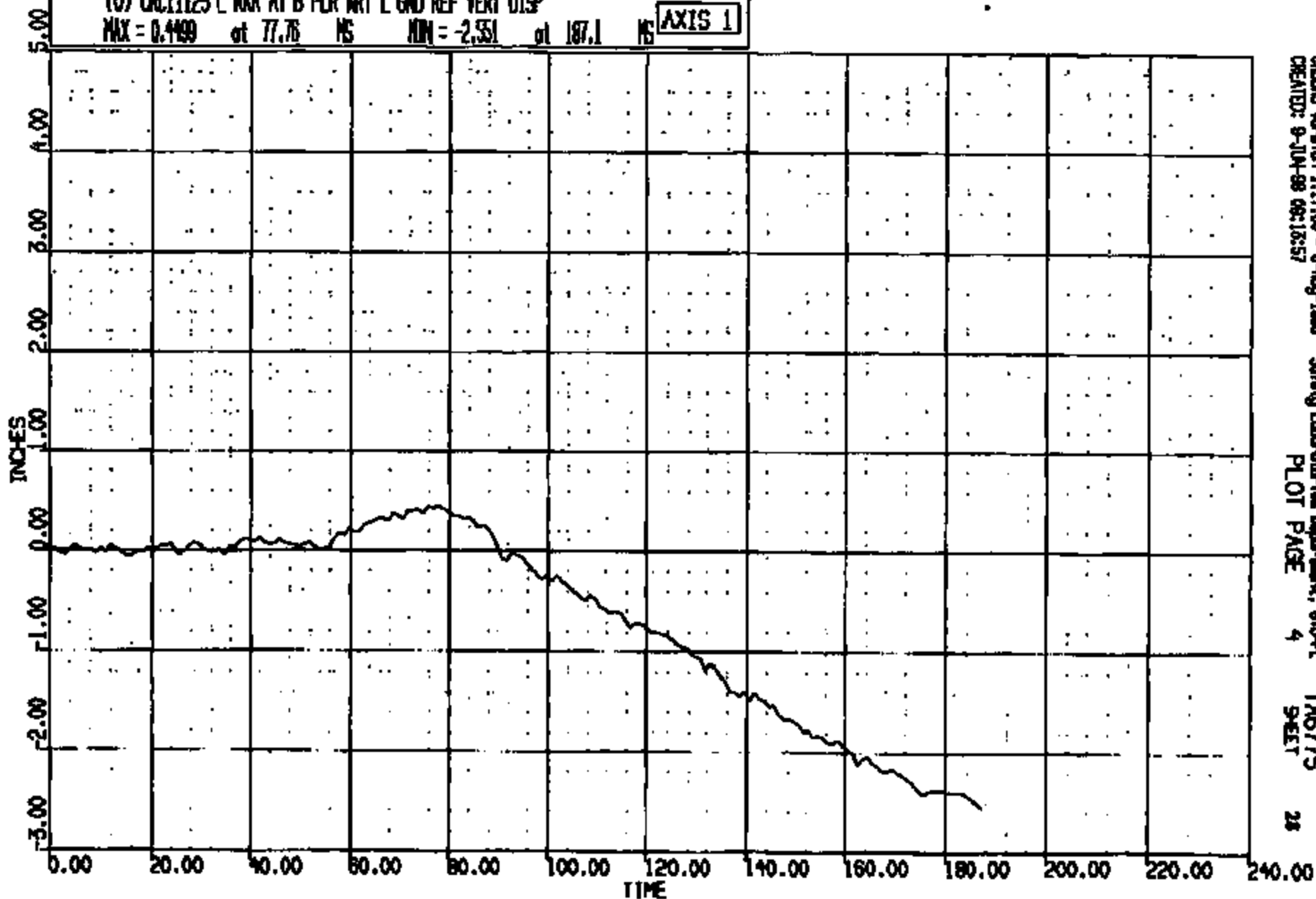


DSMS Version 1.17.00 - 8-May-1988 Safety Laboratories Department, 610-A
CREATED: 8-JUL-88 09:12:55 PLOT PAGE 2 SHEET 21

CRTS 001123

CR R: 11123 TO: TA6775 DATE: 980805 14:43:51
2000 0-188

(0) CRCL1123 L RRR AT B PLR WY L GND REF VERT DISP
MAX = 0.4499 at 77.76 MS MIN = -2.551 at 187.1 MS **AXIS 1**

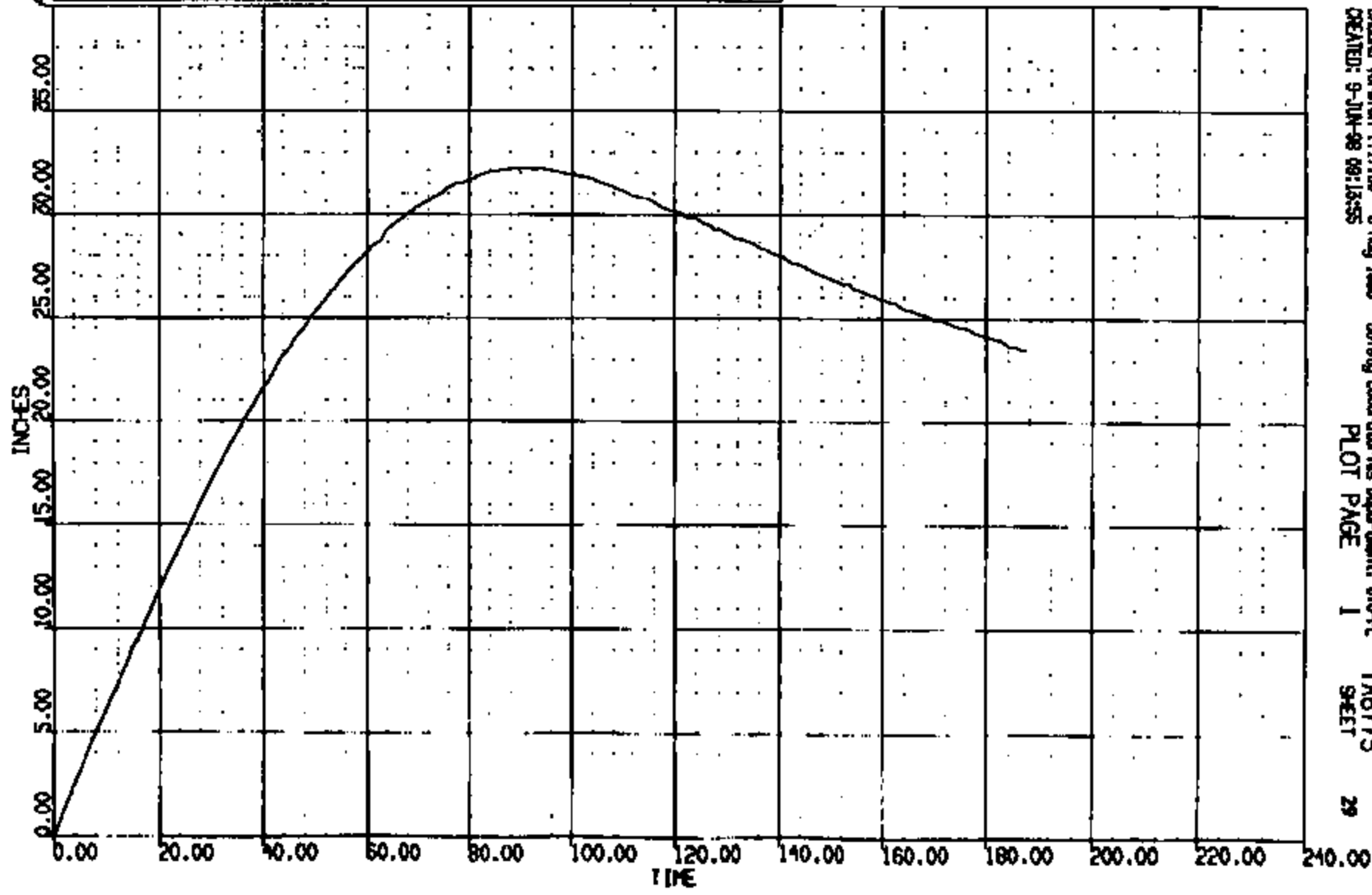


CRS05 Version 1.17.00 - 8-May-1998 Safety Laboratories Department, 610-91
CREATED: 9-JUN-98 08:15:57 PLOT PAGE 4 TA6775
SHEET 28

CRTS 0011123

CORR R: 11123 TO: TA6775 DATE: 980605 14:43:51
R000 D-180

(0) CR11123 R RRR AT B PLR WRT R GND REF LONG DISP
MAX = 32.26 at 91.66 MS MIN = 0.000E+00 at 0.000E+00 MS **AXIS 1**

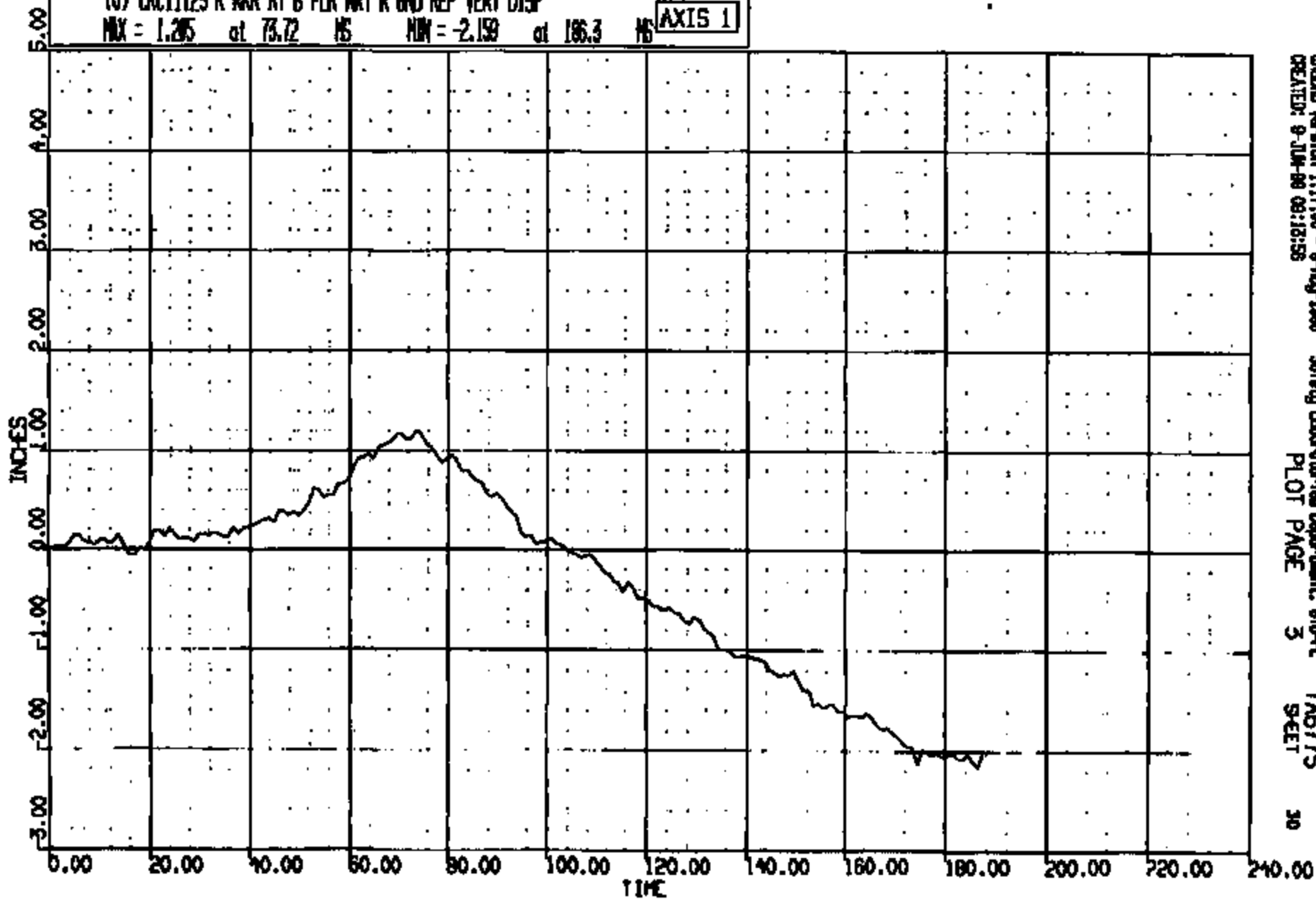


CRSIS Version 1.17.00 - 8-May-1998 Safety Laboratories Department. 610-PL TA6775
CREATED: 9-JUN-98 09:13:55 PLOT PAGE 1 SHEET 29

CRTS 0011123

CR R: 11123 TO: TAG775 DATE: 980606 14:45:51
2000 D-188

(0) CRC11123 R RKR AT B PLR WRT R GND REF VERT DISP
MAX = 1.285 at 73.72 HS MIN = -2.159 at 186.3 HS **AXIS 1**

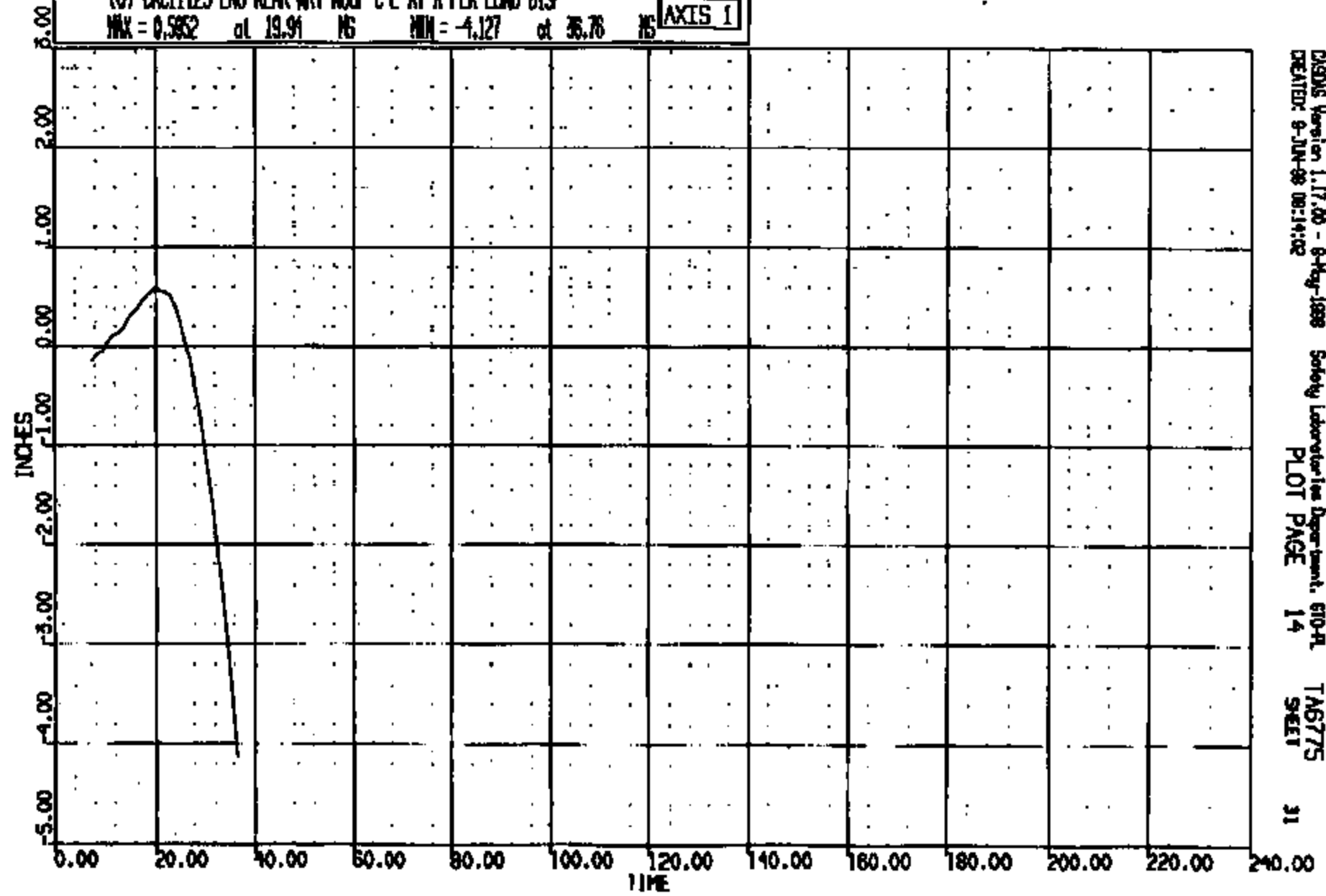


CSGIS Version 1.17.00 - 9-Aug-1999 Safety Laboratories Department, 610-PL TAG775
CREATED: 9-JUN-98 09:13:58 PLOT PAGE 3 SHEET 30

CRTS 0011123

CR R: 11123 TO: T6775 DATE: 980805 14:45:51
R000 D-100

(0) CRCL123 ENG REAR WRT ROOF C.L. AT A PLR LONG DISP
MAX = 0.5852 at 19.91 MS MIN = -4.127 at 35.76 MS **AXIS 1**



CRSNGS Version 1.17.00 - 8-Feb-1998 Safety Laboratory Inc Department: 610-41 T6775
CREATED: 9-JUN-98 08:14:02 PLOT PAGE 14 SECT 31

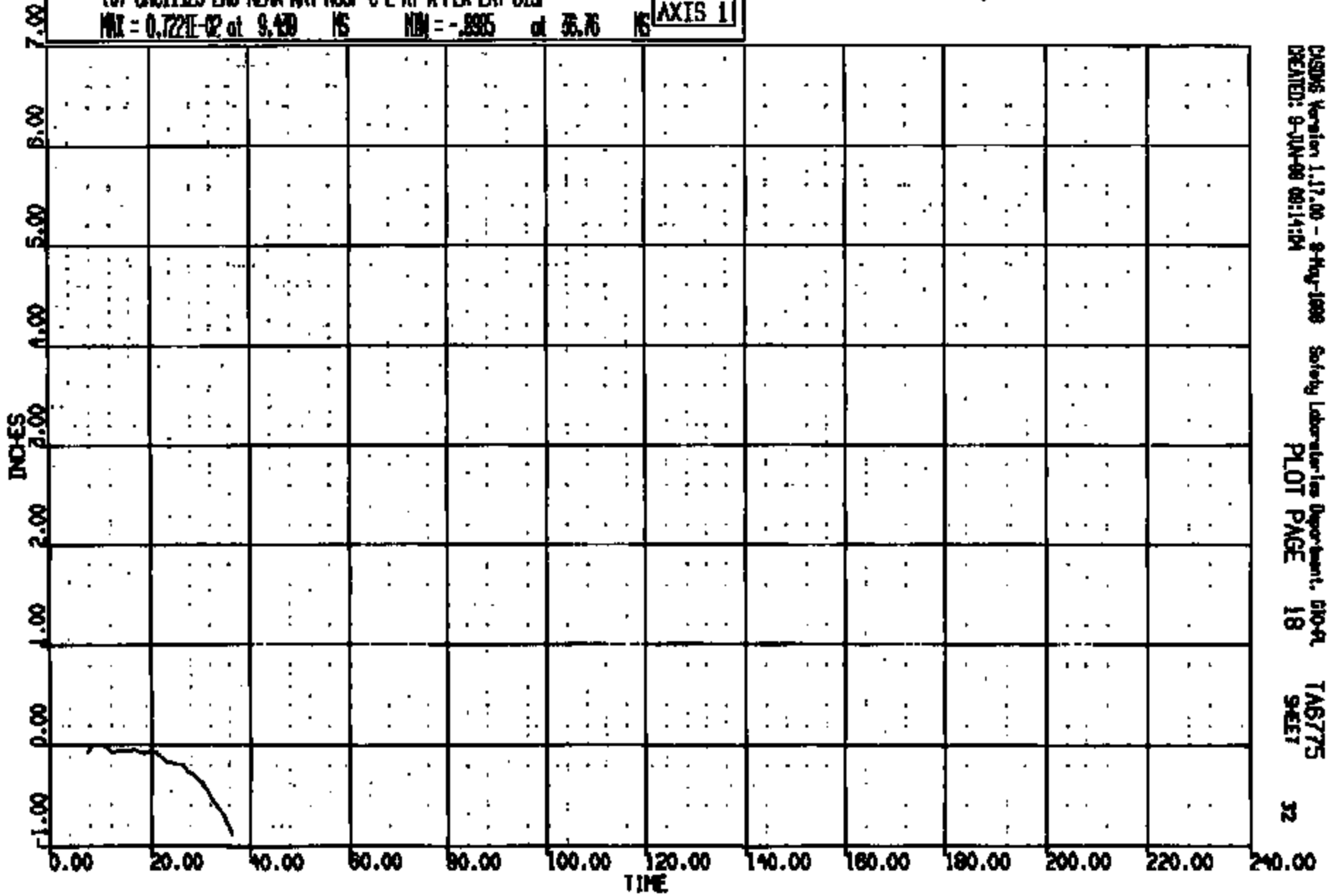
CRIS 0011123

CR R: 11123 TO: T6775 DATE: 990605 14:48:51
2000 D-188

(0) CR011123 ENG REAR WRT ROOF C L AT A PLR LAT DESP

MAX = 0.722E-02 at 9.430 NS MIN = -.8985 at 35.76 NS

AXIS 1

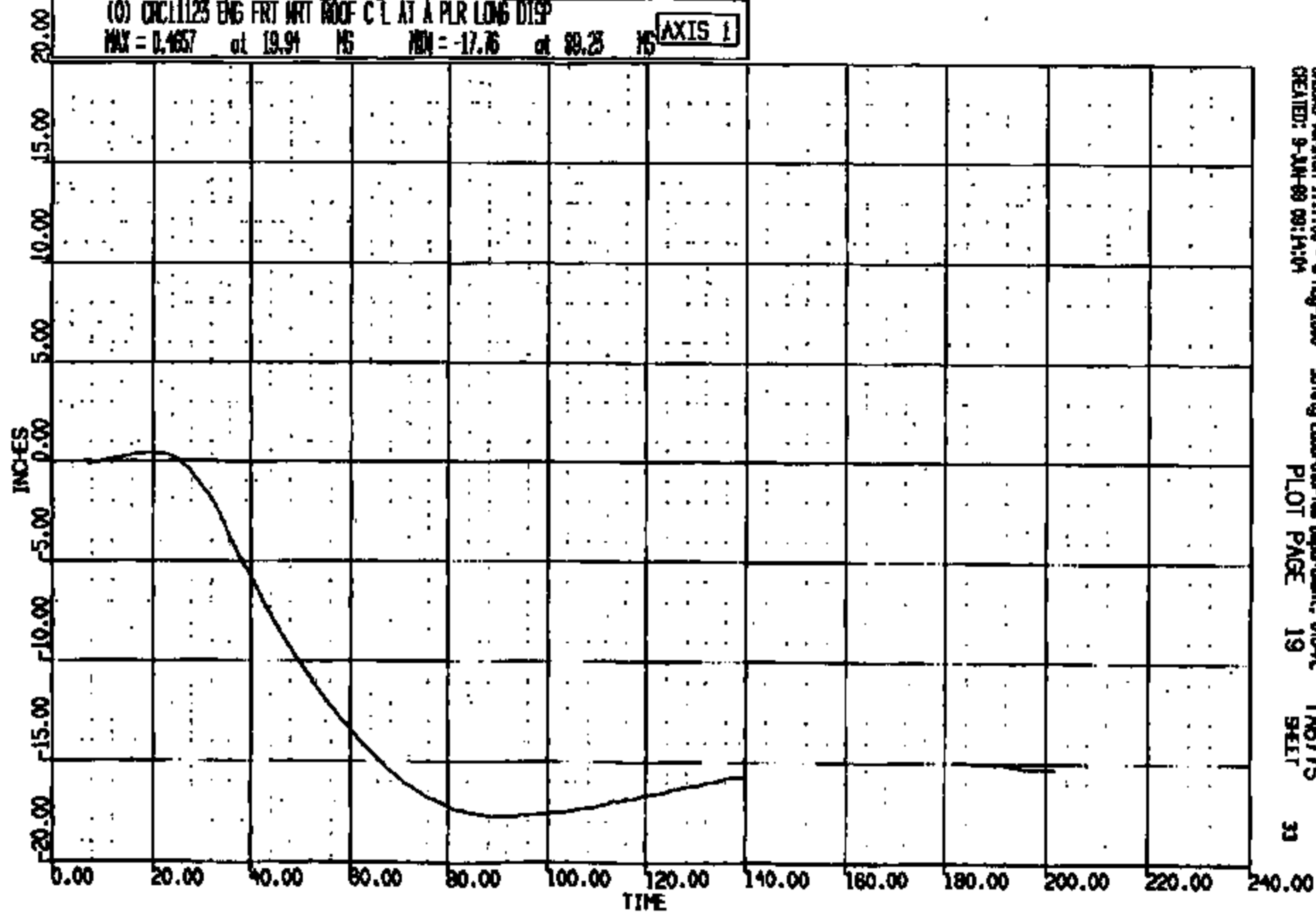


CRS006 Version 1.17.00 - 9-May-1999 Safety Laboratories Department, DIO-01 T6775
CREATED: 9-JUN-00 09:14:04 PLOT PAGE 18 SHEET 32

CRIS 0011123

CR R: 11123 TO: TAB775 DATE: 080605 14:43:51
8000 D-188

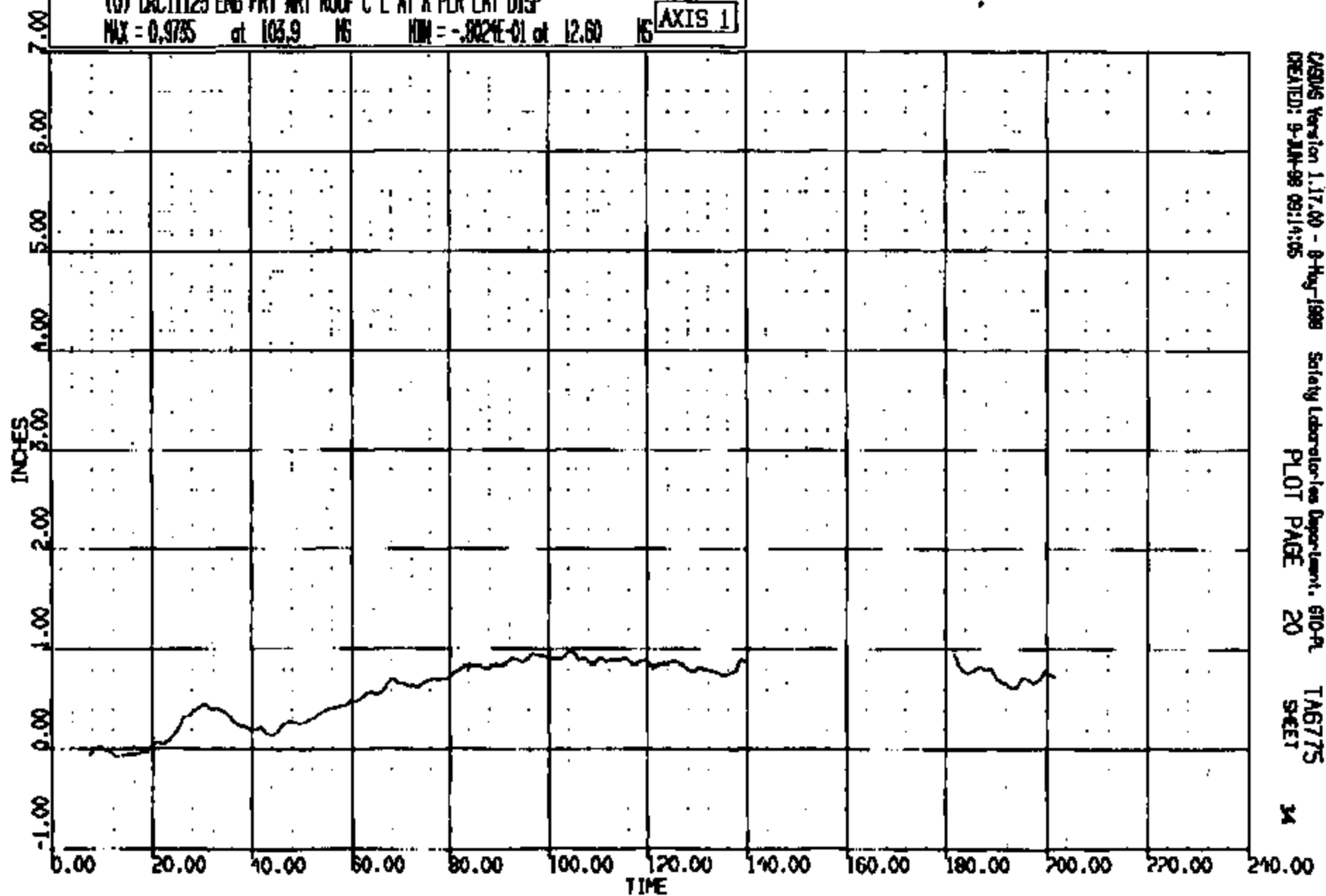
(0) CXC11123 ENG FRT WRT ROOF C L AT A PLR LONG DISP
MAX = 0.1657 at 19.91 MS MIN = -17.76 at 89.23 MS **AXIS 1**



CRTS 0011123


CR R: 11125 TO: TAB775 DATE: 980505 14:45:51
2000 D-188

(0) DRC11125 ENG FRT RTT ROOF C L AT A PLR LAT DISP
MAX = 0.9735 at 103.9 MS MIN = -.8024E-01 at 12.60 MS **AXIS 1**



CASUS Version 1.17.00 - 8-May-1999 Safety Laboratories Department, SIO-PL
CREATED: 9-JUN-98 09:14:05 PLOT PAGE 20 SHEET 34

CRIS 0011123



CRTS 0011123

Name 1

11123601.JPG



11111002.598

CRTS 0011123



6775

11123003.370

Page 1

CRTS 001112



Name :

11123804.JPG

CRIS 0011123



Name :

11123005.590

CRTS 0011123





Image 1

1112366d.jpg


CRTS 0011123



CRTS 0011123


Frame 1

31123007.590




File: 11123008.JPG


CRTS 0011123




0123




CRIS 001123



0123






CRTS 0011123

Page 1

11123011.570



Name: 11123012.JPG

CRTS 0011123



Name :

11129013.jpg


CRTS 0011123



Name :

13123014.398

CRTS 0011123



000001 : 11229018.jpg

CRTS 001123




Name: 11123016.jpg

CRTS 001123



Image: 11123017.jpg


CRTS 0011123



Frame 1

11123010.jpg

CRIS 001123




11123

Name:


11123019.jpg

CRIS 0011123



Name: 11123020.jpg


CRTS 0011123



Name :

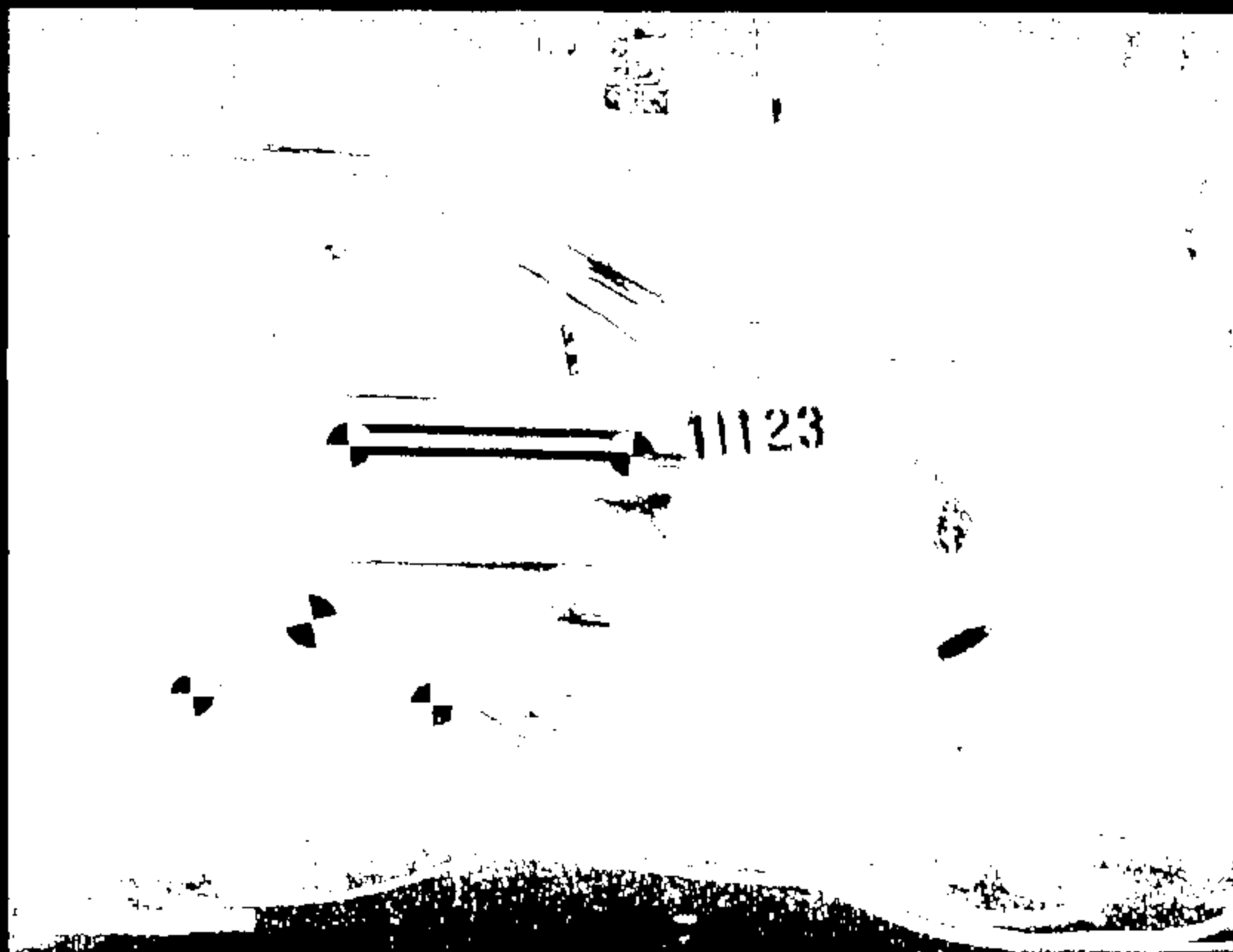
11123021.jpg

CRTS 0011123



Name: 11123022.jpg

CRTS 0011123




1123

CRTS 001123

Name :

11123023.jpg



Page 1

11133024.jpg

CRIS 0011123




111531029.jpg

Page 1

CRTS 0011123




EXIT



11123626.jpg


Name:

CRTS 0011123

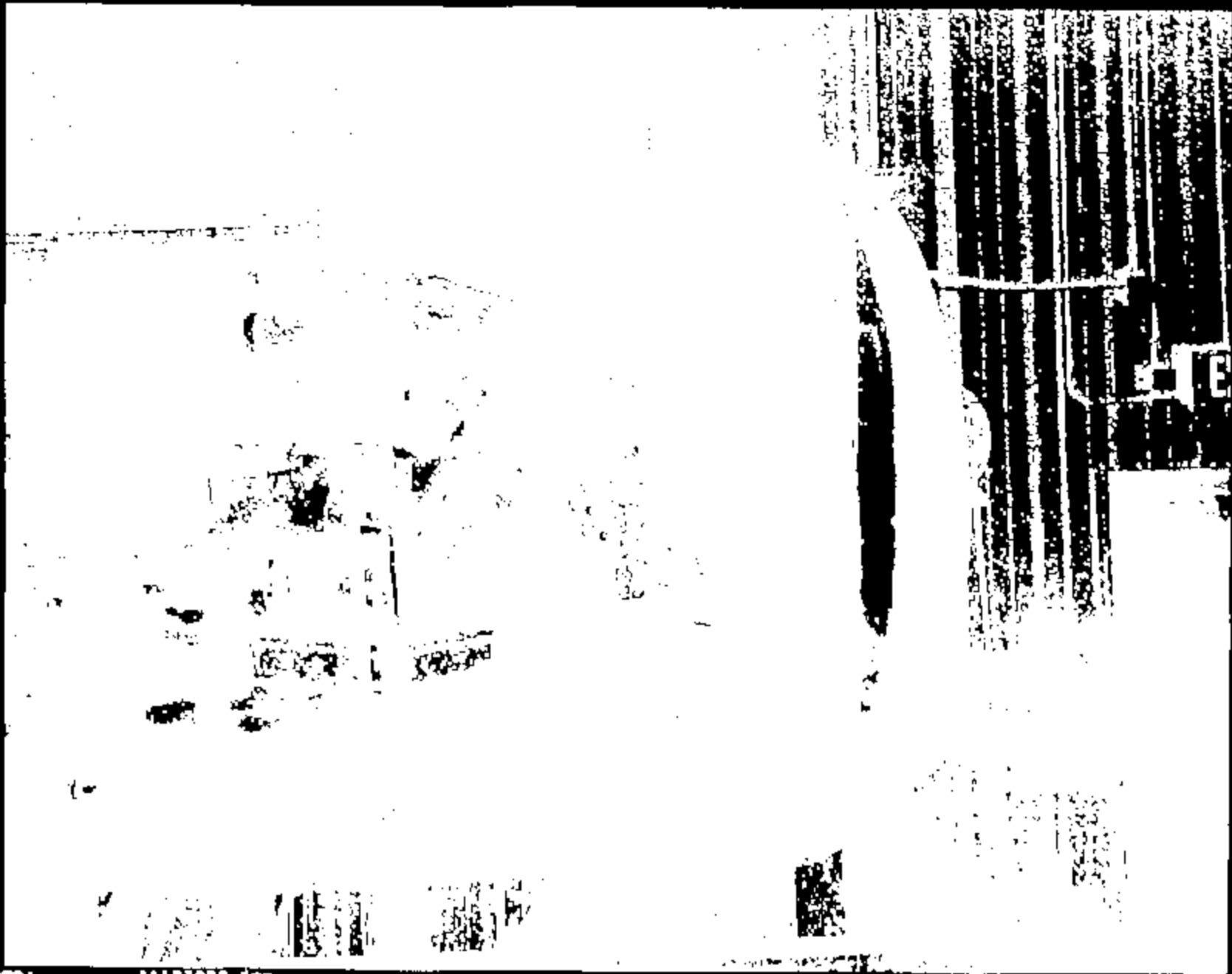


Edf.42062111 : 00000

CRIS 0011123




11123020.jpg



Name :

11123029.jpg

CRTS 0011123




Name: 11123030.jpg

CRIS 001123



Name: 11123031.jpg



KMS
2410
8/59

CRTS 0011123


1123033.399



Name:

11123633.jpg

CRTS 0011123



Name :


11123034.jpg



Mar 08 1

11123039.jpg

CRTS 0011123



Man: 1

13323036.jpg


CRTS 0011123



Image 1

11223037.jpg


CRTS 0011123



Name:

11123030.jpg

CRTS 0011123



REF. 63022111

CRTS 001123



Name :

11122040 JDP

CRTS 0011123



Name: 11123041.jpg

CRTS 0011123



Name: 11123042.jpg

CRTS 0011123



Name:

11123043.jpg



CRTS 001123

Name:


1123044.jpg



Name :

11123045.jpg

CRTS 0011123



11123046.jpg

CRTS 0011123



CRTS 0011123

Image 1


11123047.jpg



Name:

11123048.jpg

CRIS 0011123



16775

CRTS 001123



6775

417

11123090.598

CRTS 0011123



Name :

11123051.jpg

CRIS 0011123



Name: 11123082.jpg


CRTS 0011123




Photo :

11132853.jpg

CRTS 0011123




CRIS 0011123



Name :

11123688.jpg

CRIS 0011123



Name: 11121096.jpg



Name : 11123057.jpg





Photo:

11123060-599

CRTS 0011123



name

1123059.jpg

CRTS 0011123



Name:

11123066.jpg

CRTS 0011123



TA 6775

Name: 11123061.jpg

CRTS 0011123



11123062.jpg

CRTS 0011123



12123083.308

CRTS 0011123



Name: 11123064.jpg



Name: 11123069.jpg

CRTS 0011123




1123066.jpg



047-1002211

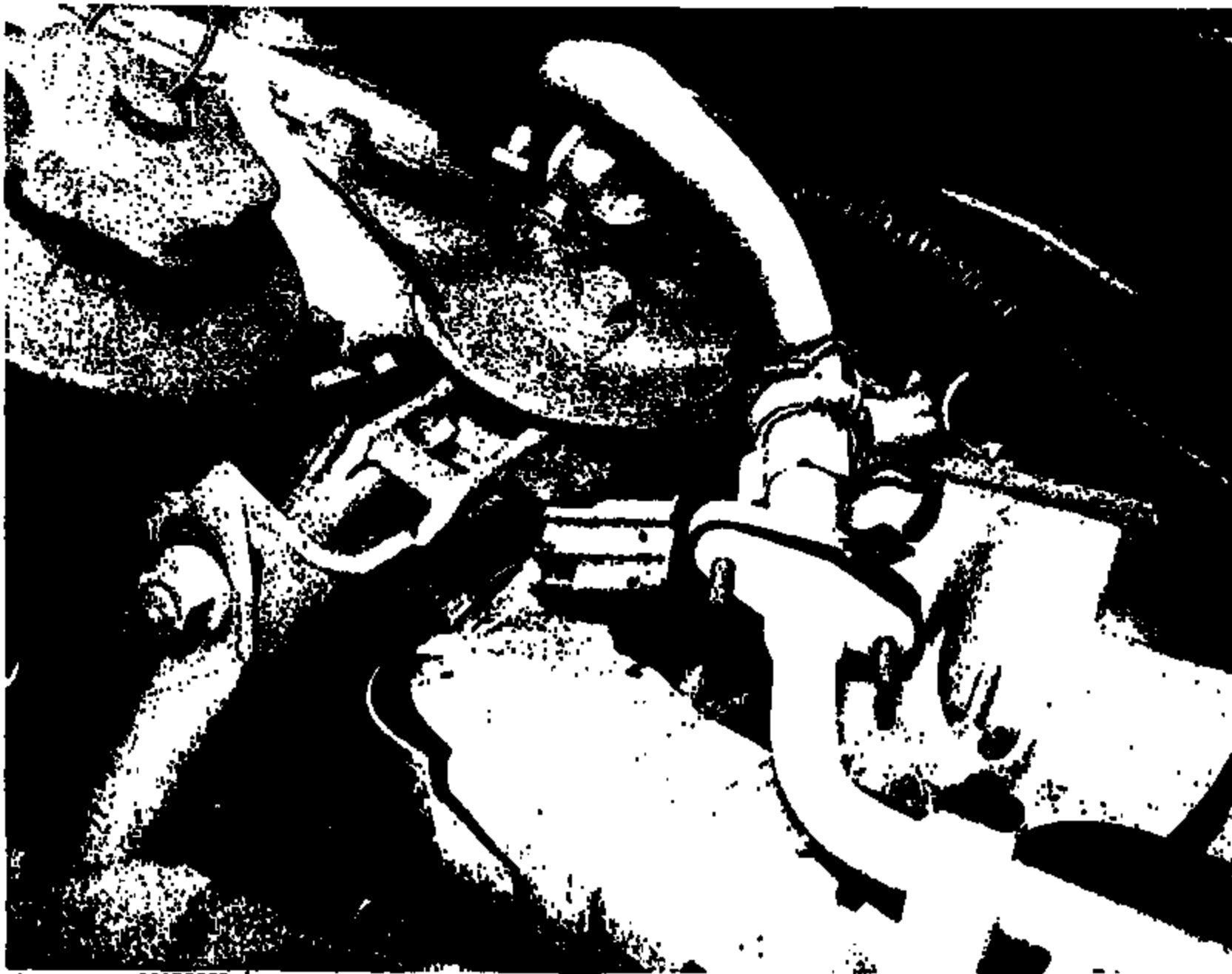
CRTS 001123



Name:

11123068.jpg

CRTS 0011123



000001

11123069.jpg

CRTS 0011123




Image:

11123078.jpg

CRIS 001123





Image 1

11123071.jpg

CRIS 0011123



Name:

11123072.jpg



Man: 31193071.jpg

CRTS 001123




Photo:

11123074.jpg

CRTS 0011123



11123075.jpg

CRIS 0011123



Ref. P492111

CRTS 0011123



Name:

11123077-398

CRIS 0011123



11123078.jpg


CRIS 001123



TA 6775


Name :

84f.6404111



Name: 11123080.jpg

CRIS 0011123

 GTO Test Request		Requestor/Coordinator (PROPS ID): KEWNG	
		KURT EWING	
Testing Activity: Crash Barrier Test Lab	Date Submitted: 04-JUN-08	Requested Completion Date: 08-MAY-08	Requestor Reference Number:
Test Procedure Number: BT-14	Test Title and / or Subject of Test: D100 35 MPH FRONTAL BARRIER IMPACT		
Billable Requestor Dept No.1 TEST AV2216A	Workorder/Work Order Number: PO8	Test conducted to certify control item compliance with Government Regulations:	
Billable Requestor PROPS I.D.1: KEWNG	Billable Requestor Name: KURT EWING	Yes: <input type="checkbox"/> No: <input checked="" type="checkbox"/>	
Complete the following two questions as indicated 1 - Rational for not replacing this test by CAE Analysis: <input type="checkbox"/> No CAE Methodology or process available <input checked="" type="checkbox"/> For CAE Correlation <input type="checkbox"/> Insufficient confidence in CAE <input type="checkbox"/> To obtain basin data for CAE <input type="checkbox"/> Replacement or improvement of existing Test <input type="checkbox"/> Testing is Quicker <input type="checkbox"/> Mandatory or Regulatory <input type="checkbox"/> Certification <input type="checkbox"/> Development test for P88 <input type="checkbox"/> Not applicable Other: BENDIX COMPONENT TEST CORRELATION (Check appropriate boxes)		2 - What is the expected Test Outcome: <input type="checkbox"/> Results will meet DFMPCR requirements <input type="checkbox"/> System Component will not meet Test specification <input checked="" type="checkbox"/> Unknown <input type="checkbox"/> Above is Based on CAE? Other: <div style="border: 1px solid black; padding: 5px; width: fit-content; margin: 0 auto;"> <p style="text-align: center; font-weight: bold; font-size: 1.2em;">"RECORD COPY"</p> <p style="text-align: center;">Schedule No. <u>7-9-12</u></p> <p style="text-align: center;">Retain Until <u>2018</u></p> </div> (Check appropriate boxes)	
Test Purpose/Test Procedure or Description of Test: T87-BT-14 Barrier Collision Test - Steer Col., Windshield, Fuel Sys (Interim Prod)			
<ul style="list-style-type: none"> • SEE ATTACHMENT: BARRIER TEST REQUEST • SEE ATTACHMENT: INSTRUMENTATION REQUEST SHEET 			
Signature Approvals (As Required for Control Purposes)			
Requesting Engineer <u>KURT EWING</u>		Testing Engineer _____	
Requesting Supervisor/Manager <u>JM BOLAND</u>		Testing Supervisor _____	

BARRIER TEST REQUEST

TAB776

TEST OBJECTIVE: FUEL SYSTEM INTEGRITY SDS, P14V30 301
 IMPACT SPEED (MPH) = 30
 TEST PROCEDURE: ST-14
 IMPACT TEST VEHICLE FRONTALLY INTO 90 DEGREE RIGID BARRIER.
 CONDUCT POST TEST PRESSURE CHECK VIA RUNNING FUEL PUMP & ROLLOVER

TEST VEHICLE TAG: 008T200
 TEST VEHICLE VIN: 1MELN0B2T800071
 MODEL: D100
 MODEL YEAR: 2000
 ENGINE/TRANS: 3L 4V / AX4R

TASK NO.: P03
 BILLABLE DEPT.: Y001

FUEL: TYPE= FILL LEVEL (GAL.) =

TIRES PRESSURE (PSI):	FRONT = <input type="text" value="30"/>	REAR = <input type="text" value="30"/>	SPARE = <input type="text" value="NA"/>
CURB WEIGHT (LBF.):	FRONT = <input type="text" value="2131"/>	REAR = <input type="text" value="1168"/>	TOTAL = <input type="text" value="3299"/>
TEST WEIGHT (LBF.):	FRONT = <input type="text" value="2270"/>	REAR = <input type="text" value="1989"/>	TOTAL = <input type="text" value="4259"/>
			← = <input type="text" value="20"/>

RIDE HEIGHTS (IN): FRONT = REAR =
 ← = ← =

WEIGH UP INSTRUCTIONS:

MAY REMOVE: EXHAUST, DECK LID, DOOR GLASS, INTERIOR TRIM.
 DO NOT PLACE WEIGHT: UNDERHOOD EXCEPT IN ENGINE.
 MAX ADD TO ENGINE: 75 LBF.
 LOAD TO TEST WEIGHT & LEVEL ROCKERS WRT GROUND.
 SPRING INSERTS ACCEPTABLE.

OCCUPANT TYPE: LEFT FRONT =
 RIGHT FRONT =

*HIT
 P14V30*

DUMMY POSITIONING: DRIVER FOOT REST:

SEAT POSITIONING:	LONG	VERT	BACK ANGLE (DEG.)	FRS CHECK
LEFT FRONT =	<input type="text" value="NA"/>	<input type="text" value="NA"/>	<input type="text" value="NA"/>	<input type="text" value="N"/>
RIGHT FRONT =	<input type="text" value="NA"/>	<input type="text" value="NA"/>	<input type="text" value="NA"/>	<input type="text" value="N"/>

RESTRAINTS USAGE:	SELT	PYRO BELT	FRY BAG	SIDE BAG
LEFT FRONT =	<input type="text" value="X"/>			
RIGHT FRONT =	<input type="text" value="X"/>			

SENSOR SYSTEM:

DIMENSIONAL ANALYSIS:

BARRIER TEST REQUEST

TA8776

STILL PHOTO:

STANDARD PRE & POST TEST
CLOSE UPS OF FUEL SUPPLY LINE CONNECTION TO FUEL RAIL, PRE & POST TEST.
CONTACT REQUESTOR FOR ADDITIONAL INSTRUCTIONS.

HIGH SPEED FILM:

REQUESTOR MUST BE PRESENT FOR CAMERA SIGHTING.

OFFBOARD		
1	RIGHT	OVERALL
2	LEFT	OVERALL
3	OVERHEAD	OVERALL
4	OVERHEAD	A-PILLAR FORWARD
5	CENTER	TOP OF BARRIER, ENGINE CLOSEUP
6	RIGHT	TOP OF BARRIER, ROLL RESTRICTOR & FUEL RAIL CLOSEUP
7	LEFT	TOP OF BARRIER, INTAKE MANIFOLD & FUEL RAIL CLOSEUP
8	RIGHT	IN LIGHTS, ENGINE CLOSEUP FROM SIDE
9	LEFT	IN LIGHTS, ENGINE CLOSEUP FROM SIDE
10	RIGHT	TRIPOD, ENGINE CLOSEUP FROM SIDE
11	LEFT	TRIPOD, ENGINE CLOSEUP FROM SIDE
12	PIT	CLOSEUP, FUEL LINES @ FRONT FLOOR
10	PIT	A-PILLAR FORWARD
TOTAL OFFBOARD =		10
TOTAL ONBOARD =		6

FILM ANALYSIS:

	DESCRIPTION	ACCEL	VEL	DISP	ANGLE
1	LFT RGR LONG @ B-PILLAR WRT GROUND		X	X	
2	LFT RGR VERT @ B-PILLAR WRT GROUND		X	X	
3	RGT RGR LONG @ B-PILLAR WRT GROUND		X	X	
4	RGT RGR VERT @ B-PILLAR WRT GROUND		X	X	
5	ENGINE LONG WRT ROOF TARGET		X	X	
6	ENGINE VERT WRT ROOF TARGET		X	X	
7	ENGINE ROTATION WRT ROOF TARGET (SIDE VIEW)				X
8	ENGINE ROTATION WRT ROOF TARGET (TOP VIEW)				X

DIGITIZED FILM:

NONE

SPECIAL BUILD INSTRUCTIONS:

- REMOVE HOOD, DECKLID
- UPDATE INTAKE MANIFOLD, FUEL RAIL, FUEL INJECTORS, IPS, FUEL SUPPLY LINE, COWL EXTENSION.
- UPDATE FUEL TANK, CARBON CANISTER & VAPOR LINES AS NEEDED TO MATE WITH NEW FUEL SUPPLY LINE.
- REMOVE ADJUSTABLE PEDAL ASY.
- REMOVE AIRBAGS AND SENSORS
- INSTALL DIN101 IP, STG COLUMN, WHEEL, BRAKE & ACCEL PEDALS ETC.
- COLOR CONTRAST ENGINE COMPARTMENT & UNDERBODY.
- INSTALL TARGET STICKER ON ROOF @ LONGITUDINAL CENTERLINE, TOP OF WINDSHIELD
- INSTALL TARGET STICKERS ON RIGHT (NO. 1) & LEFT (NO.2) TOP OF ENGINE

FUNCTION	NAME	PHONE	FAX#
REQUESTOR:	K. EWING	34-89188	None
BLD. COORD:	B. PAGANO	38-88648	BPAS
SUPERVISOR:	K. ARTHUR	88-89188	KART

"RECORD COPY"

Schedule No. 7-7-12

Retain Until 2020

Inter Office

Research and Vehicle Technology

May 22, 2000

To: Manager

Subject: Crash Test No. 11141, T-A6776 Test Report Corrections, R/1

The final report of the subject crash test was corrected as follows:

Sheet 3

Remarks - The file names of the still images are listed under crash number and a three digit sequence number which are 11141001 through 11141057 was changed to "The file names of the still images are listed under crash number and a three digit sequence number which are 11141001 through 11141056".

M. A. DeHong

M. A. DeHong
Operations Engineering Section
Safety Laboratories Department

S. Eash
Concur: S. Eash
Section Supervisor
Operations Engineering Section

corr.11141

CRTS 0011141

"RECORD COPY"

Schedule No. 7-7-12

Retain Until 2018
~~CONFIDENTIAL~~

FINAL TEST REPORT

**Global Test Operations
Advanced Vehicle Technology**

TO:	J. Boland	Test Order No.	T-A8776
		Work Task W. O. No.	FC9
		Test Date	7/10/98
		Date Reported	10/2/98
		Sheet	1 of 138
SUBJECT:	Crash Test 11141 (90° Front Fixed Barrier Impact at 86.0 ± 0.4 mph, 56.9 ± 0.6 km/h) - 2000 Taurus (D186) 4-Door Sedan		
REQUESTED BY:	Vehicle Safety and CAE Department, Advanced Vehicle Technology - K. Ewing		
OBJECT:	To obtain development data relative to FMVSS 308.		
SUMMARY OF TEST RESULTS:	See Section 1.0 for injury criteria data.		

Concur: 
A. Burbs
Section Supervisor
Operations Engineering Section


R. Oda
Engineering Data Control Analysis

VEHICLE DATA:

Make and Model	2000 Taurus (DI98) 4-Door Sedan	
ID Numbers	1FAFP32U1WG189198, 679-W-262	
Power Train	3.0L, EFI, Automatic (AX4N) Transaxle	
Fuel Tank(s)	Usable Capacity: 16.8 gal. (60.6L) Test Condition: Empty	
Front Seat(s)	Type: Bucket Cover: Cloth Tracks/Position: Manual/Mechanical MBd Seat Backs/Position: Adjustable/LF: 26.3° Rear of Vertical, RF: 26.1° Rear of Vertical Head Restraints/Position: Adjustable/Up	
Restraint System	LF: 3-Point Continuous Loop Active Belt with Pyrotechnic Retractor and Steering Wheel Air Bag RF: 3-Point Continuous Loop Active Belt with Pyrotechnic Retractor and Instrument Panel Air Bag	
Occupants	LF & RF: 50th Percentile Male, Hybrid III, Instrumented	
Test Weight	Front: 2990 lb (1359 kg) Rear: 1572 lb (713 kg) Total: 4562 lb (1782 kg)	
Tires	Front: P205/65R15 Rear: P205/65R15 Spare: Removed	30 psi (207 kPa) 30 psi (207 kPa)
Significant Content or Accessories:	Air Conditioning, Power Steering, Power Brakes, Tilt Steering Wheel	

GENERAL TEST COMMENTS:

1. Test Execution

The test was performed according to the following Corporate test procedure(s):

Occupant Crash Protection, T657-ST-25 dated July 17, 1996.

2. Remarks

- Crash movies, pre- and post- crash still images of the test vehicle and copies of this report are available through the Operations Engineering Section, Safety Laboratories Department, GTO. The crash still images are stored and archived on CD ROMs. The file names of the still images are listed under crash number and a three digit sequence number which are 11141001 through 11141036.

TEST RESULTS:**1.0 Occupant Injury Data (FMVSS 208)**

	<u>L. F. Dummy</u>	<u>R. F. Dummy</u>
Head Injury Criteria (HIC)	298	418
Interval t1	52 ms	74 ms
t2	88 ms	106 ms
Chest resultant acceleration level at 3 ms cumulative duration	37 g	66 g
Chest Deflection (Hybrid III)	1.3 in	1.3 in
Peak axial compression load:		
Left femur	194 lb	306 lb
Right femur	429 lb	633 lb
Peak axial tension load:		
Left femur	211 lb	85 lb
Right femur	157 lb	121 lb
Dummy contained within the vehicle during the crash	Yes	Yes

Time histories of the dummy instrumentation are included in this report.

Time histories of the dummy dynamic displacements obtained from Film Analysis are included in this report.

Time histories of the air bag/sensor(s) are included in this report.

Time histories of any requested derived data (i.e. integrations, etc.) were given to the requesting activity and are not included in this report.

2.0 Vehicle Crush, Film Analysis and/or Instrumentation Data

	<u>Maximum Dynamic Longitudinal Crush</u>	
	<u>in.</u>	<u>(mm)</u>
Left Side	28.8	(719)
Right Side	28.6	(726)

Time histories of the vehicle accelerations and other instrumentation are included in this report.

Time histories of vehicle dynamic displacements obtained from Film Analysis are included in this report.

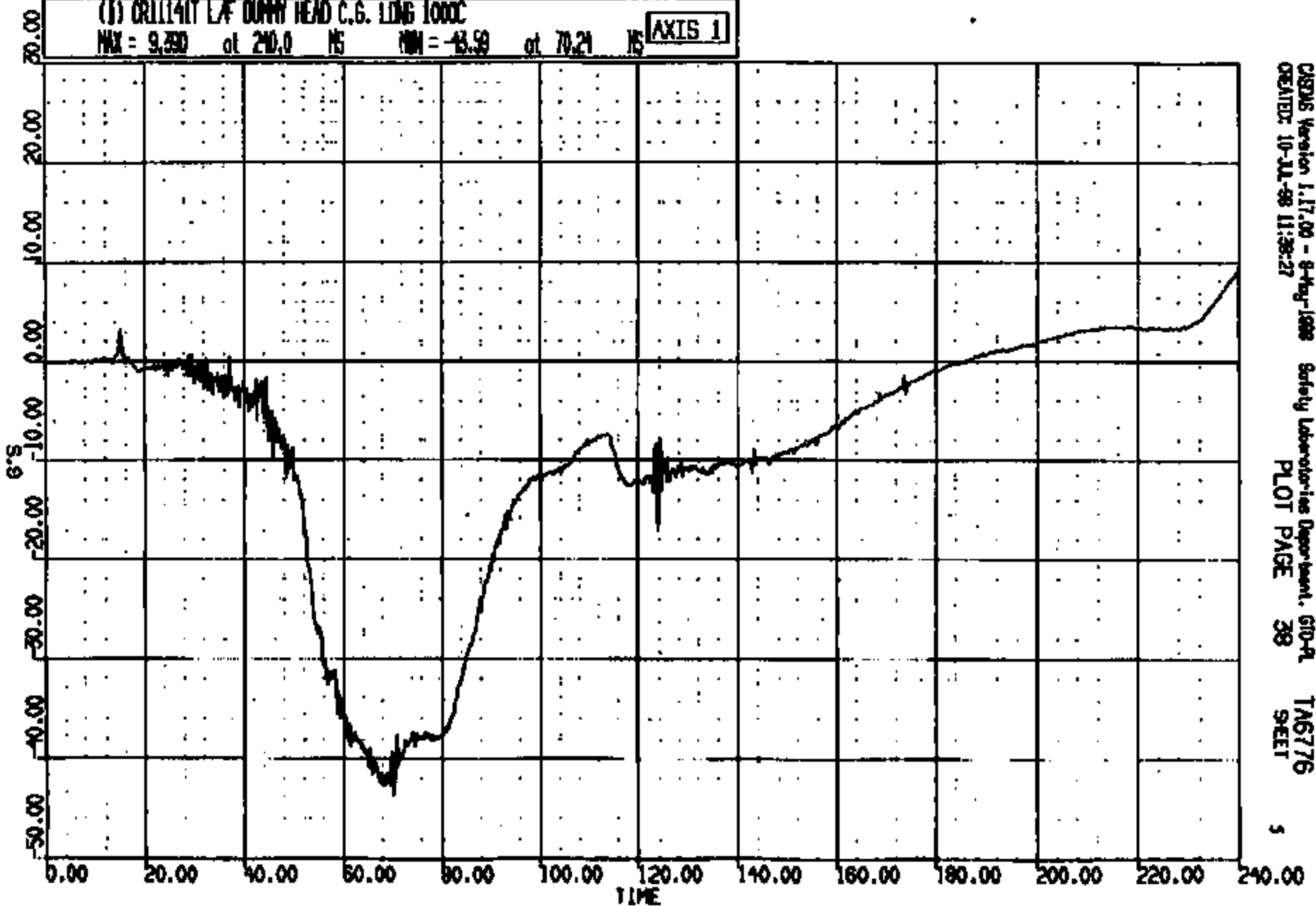
Time histories of any requested derived data (i.e. integrations, etc.) were given to the requesting activity and are not included in this report.

CR R: 11141 TO: TA6776 DATE: 980710 10:30:12
2000 D-188

(1) CR11141T LAF DUNN HEAD C.S. LONG 1000C

MAX = 9.930 at 210.0 MS MIN = -43.99 at 70.21 MS

AXIS 1



CASDS Version 1.17.00 - 8-Aug-1998
CREATED: 10-JUL-98 11:38:27

Safety Laboratories Department, 610-A
PLOT PAGE 38

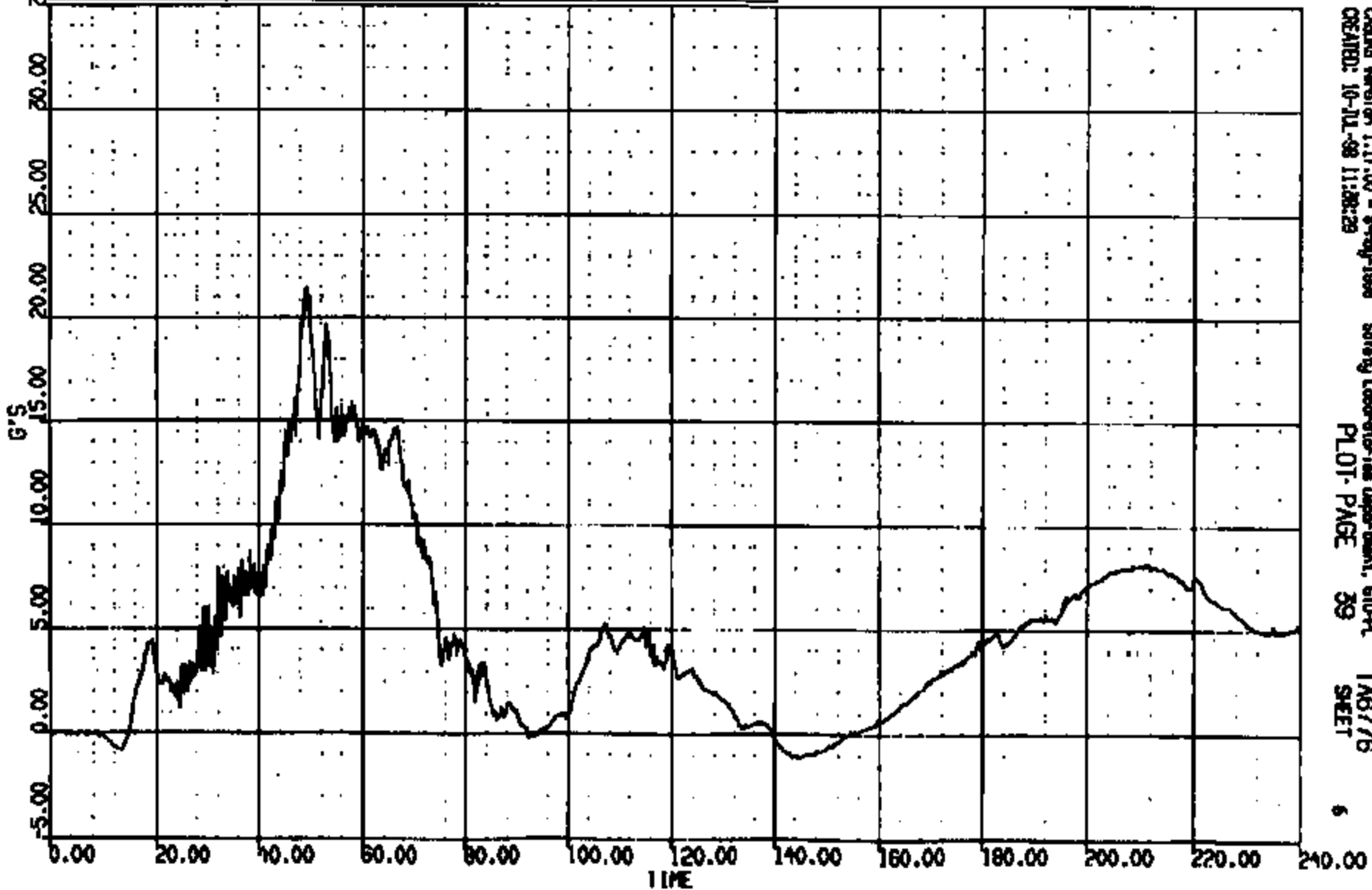
TA6776
SHEET

5

CRTS 0011141

NO. 11141 TO: TA6776 DATE: 880710 10:30:12
NO. 0-188

(2) CR1141T L/F DUMPY HEAD C.G. VERT 1000C
MAX = 21.45 at 49.20 NS MIN = -1.69 at 143.5 NS **AXIS 1**

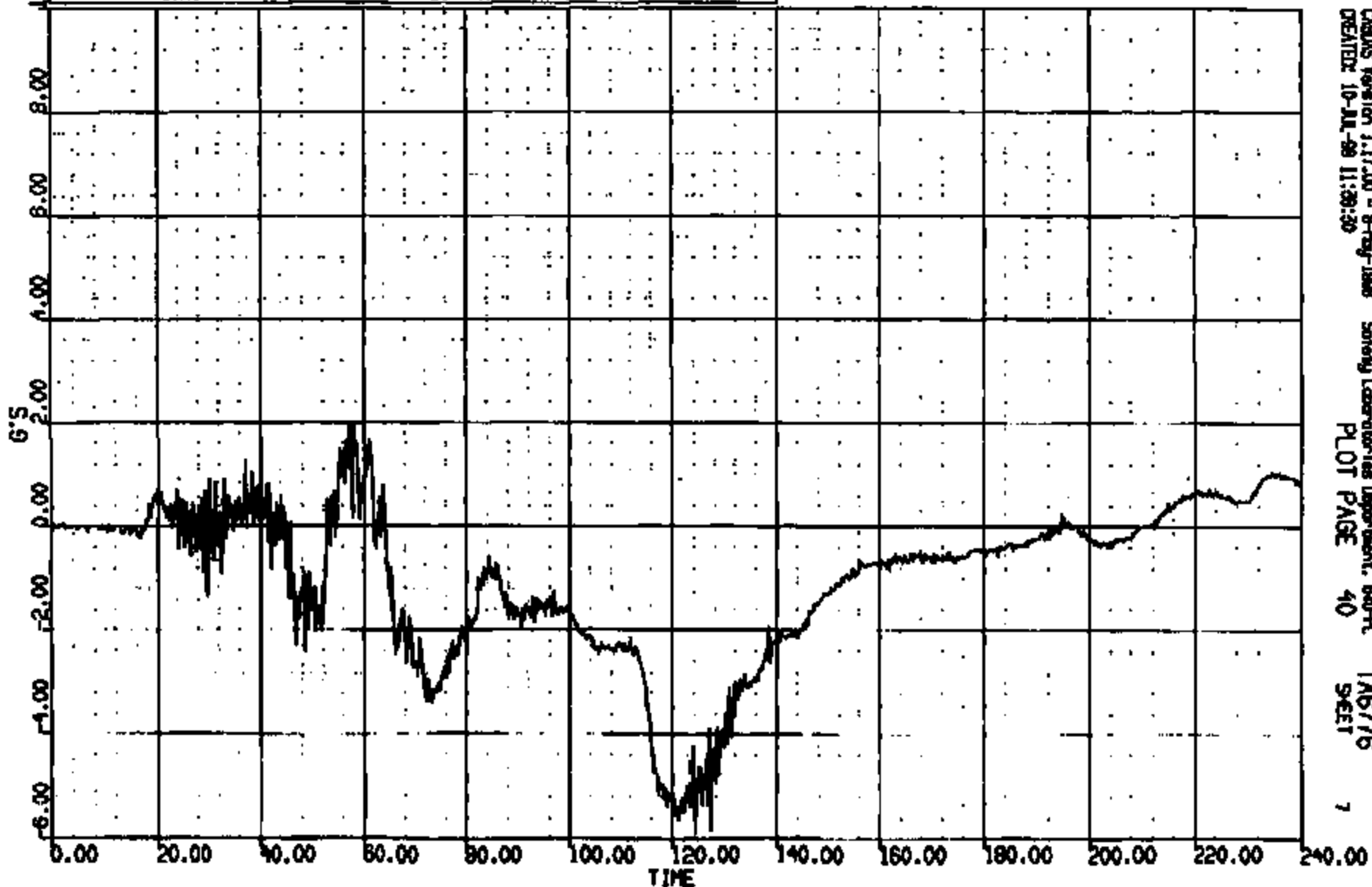


CRSNG Version 1.17.00 - 8-14-1988 Safety Laboratory Inc Department, 610-A
CREATED: 10-11-98 11:58:29 PLOT PAGE 39 TA6776 SHEET 6

CRIS 001141

CR R: 11141 TO: TAB776 DATE: 080710 10:30:12
2000 D-188

(3) CR11141T L/F GUNNY HEAD C.G. LAT 1000C
MAX = 1.981 at 58.16 NS MIN = -5.904 at 121.2 NS **AXIS 1**

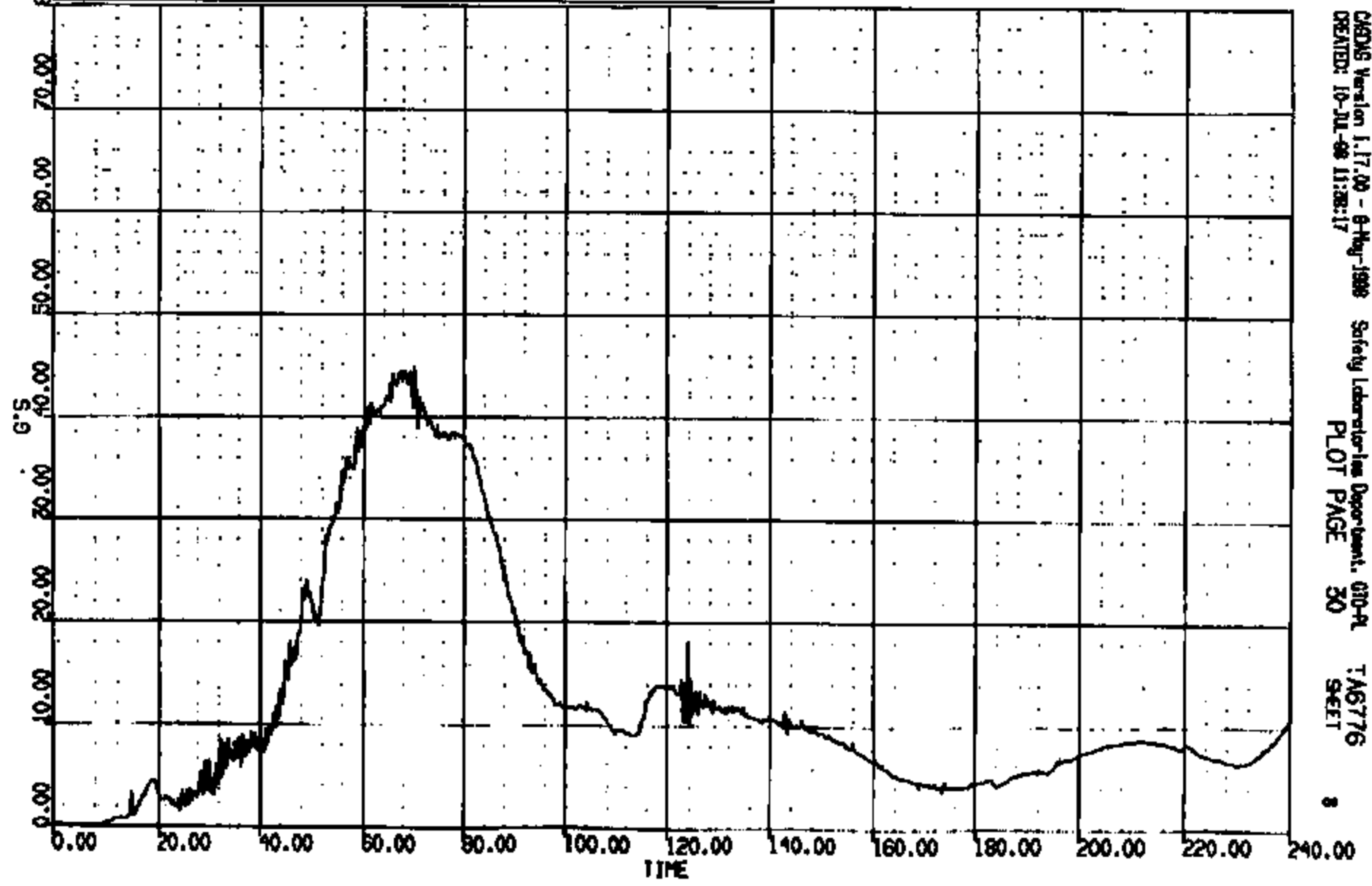


CRSIS Version 1.17.00 - 8-Aug-1988 Safety Laboratories Department, 830-R TAB776
CREATED: 10-JUL-98 11:38:30 PLOT PAGE 40 SHEET 7

CRIS 0011141

JOB NO: 11141 TO: TA6776 DATE: 080710 10:50:12
 ITHO: 0000 D: 1988
 ITHO: 0000 DUR: 240.0 T1/T2: 48.1 // 99.0
 ITHO: 188. DUR: 58.0 T1/T2: 52.5 // 99.0
 ITHO: 188. DUR: 15.0 T1/T2: 59.0 // 74.5

(1000) CR11141T L/F DUMMY HEAD C.G. RES 1000C
 MAX = 41.90 at 70.24 MS MIN = 0.880E-02 at 4.30 MS **AXIS 1**



CEMAS Version 1.17.00 - 6-May-1988 Safety Laboratories Department, 610-A
 CREATED: 10-JUL-88 11:28:17 PLOT PAGE 30 SHEET 8

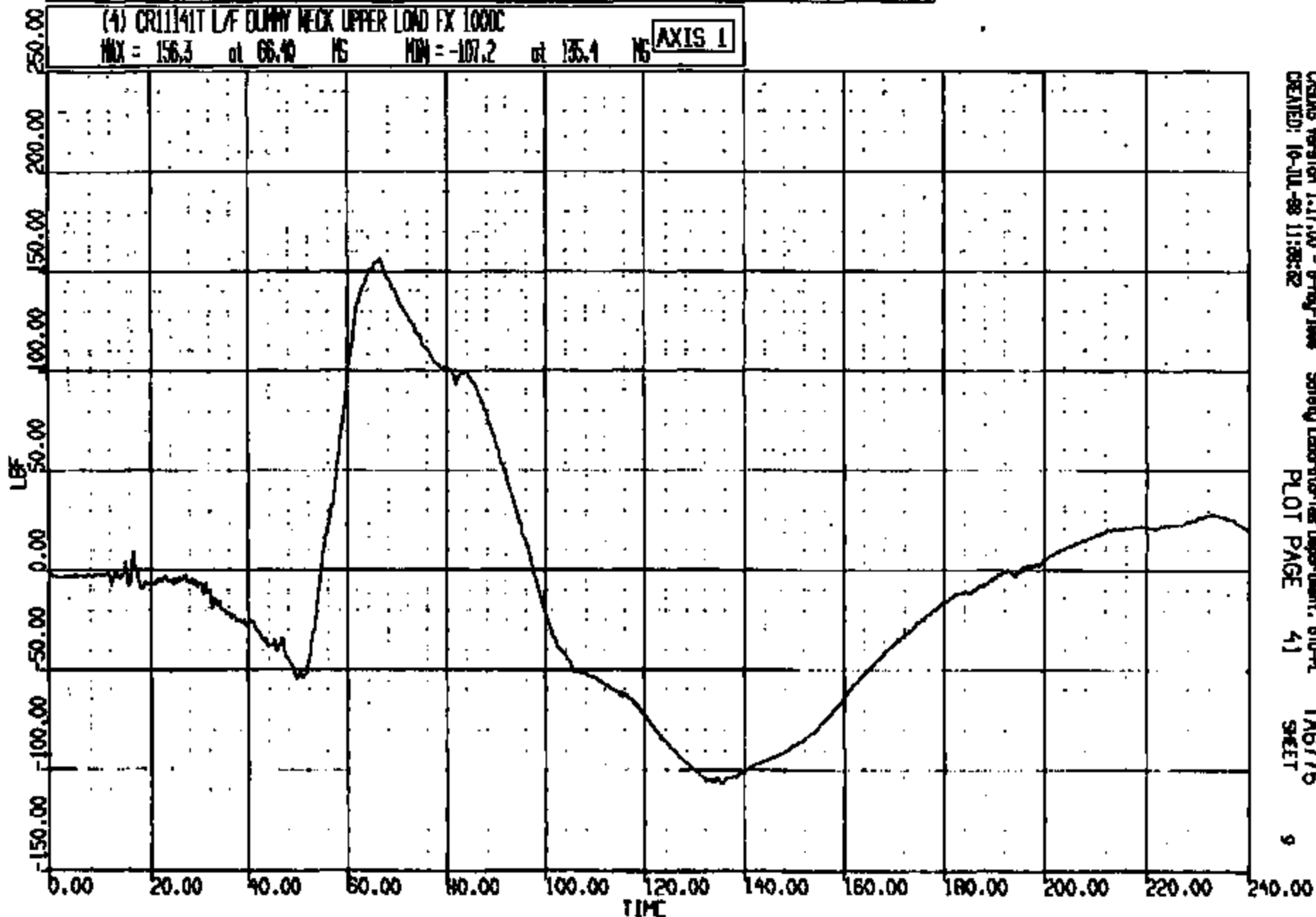
CRIS 001141

CR R: 11141 TO: TA6776 DATE: 880710 10:30:12
2000 0-188

(4) CR11141T L/F DUMMY NECK UPPER LOAD FX 1000C

MAX = 156.3 at 66.40 MS MIN = -107.2 at 135.4 MS

AXIS 1



CRSIS Version 1.17.00 - 8-Aug-1988
CREATED: 16-JUL-88 11:28:32

Safety Laboratories Department, 810-A
PLOT PAGE 41

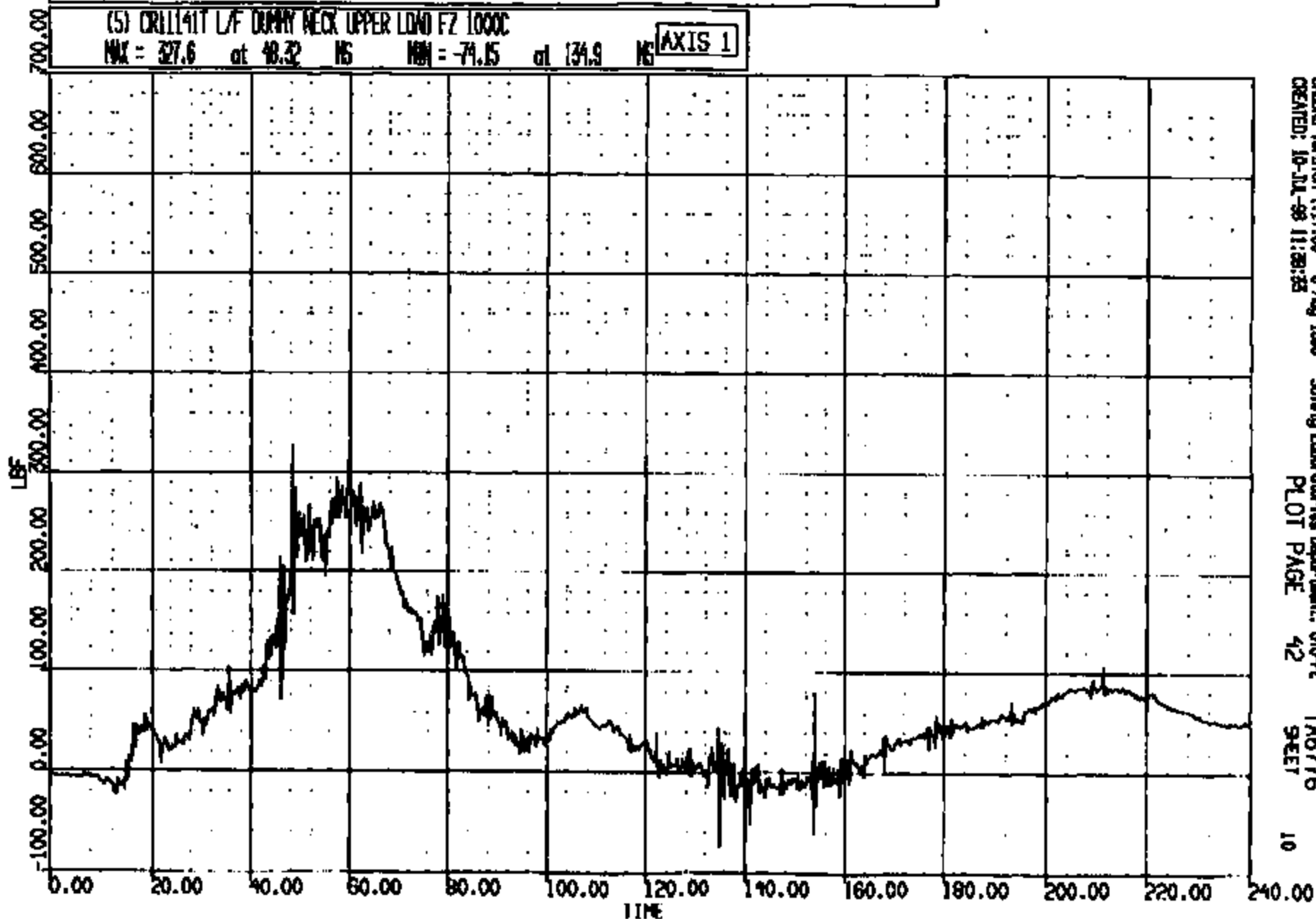
TA6776
SHEET

9

CRTS001141

CR R: 11141 TO: TAB776 DATE: 980710 10:30:12
2000 D-198

(5) CR11141T L/F DUMMY NECK UPPER LOAD FZ 1000C
MAX = 327.6 at 48.32 MS MIN = -74.15 at 134.9 MS **AXIS 1**



CADDS Version 1.17.00 - 8-Aug-1998
CREATED: 10-JUL-98 11:28:33

Safety Laboratories Department, 610-PL
PLOT PAGE 42

TAB776
SHEET

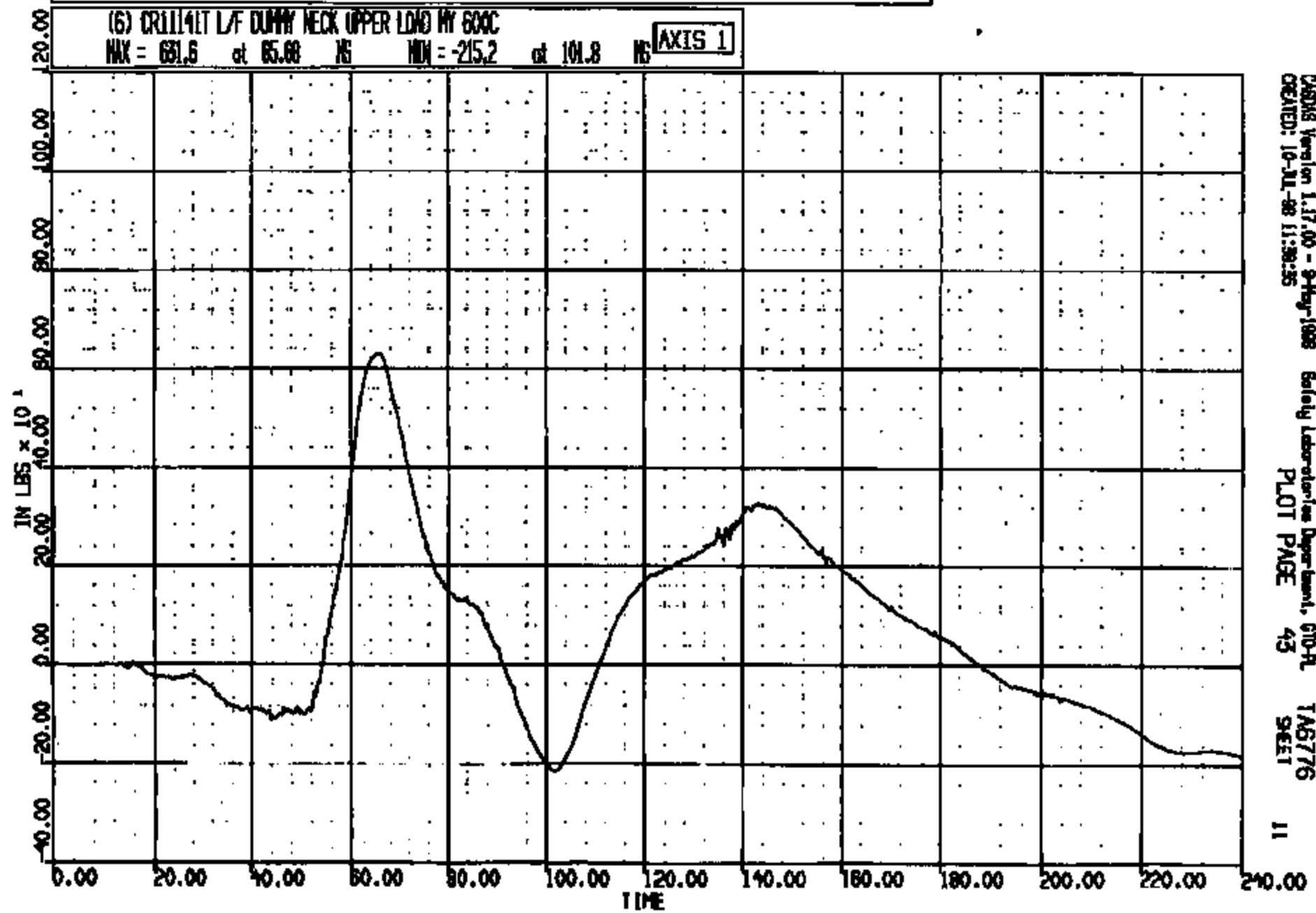
10

CRTS 0011141

CR R: 11141 TO: TAB776 DATE: 990710 10:30:12
2000 D-186

(6) CR11141T L/F DUMMY NECK UPPER LOAD HY 600C
MAX = 681.6 at 65.66 NS MIN = -215.2 at 101.8 NS

AXIS 1

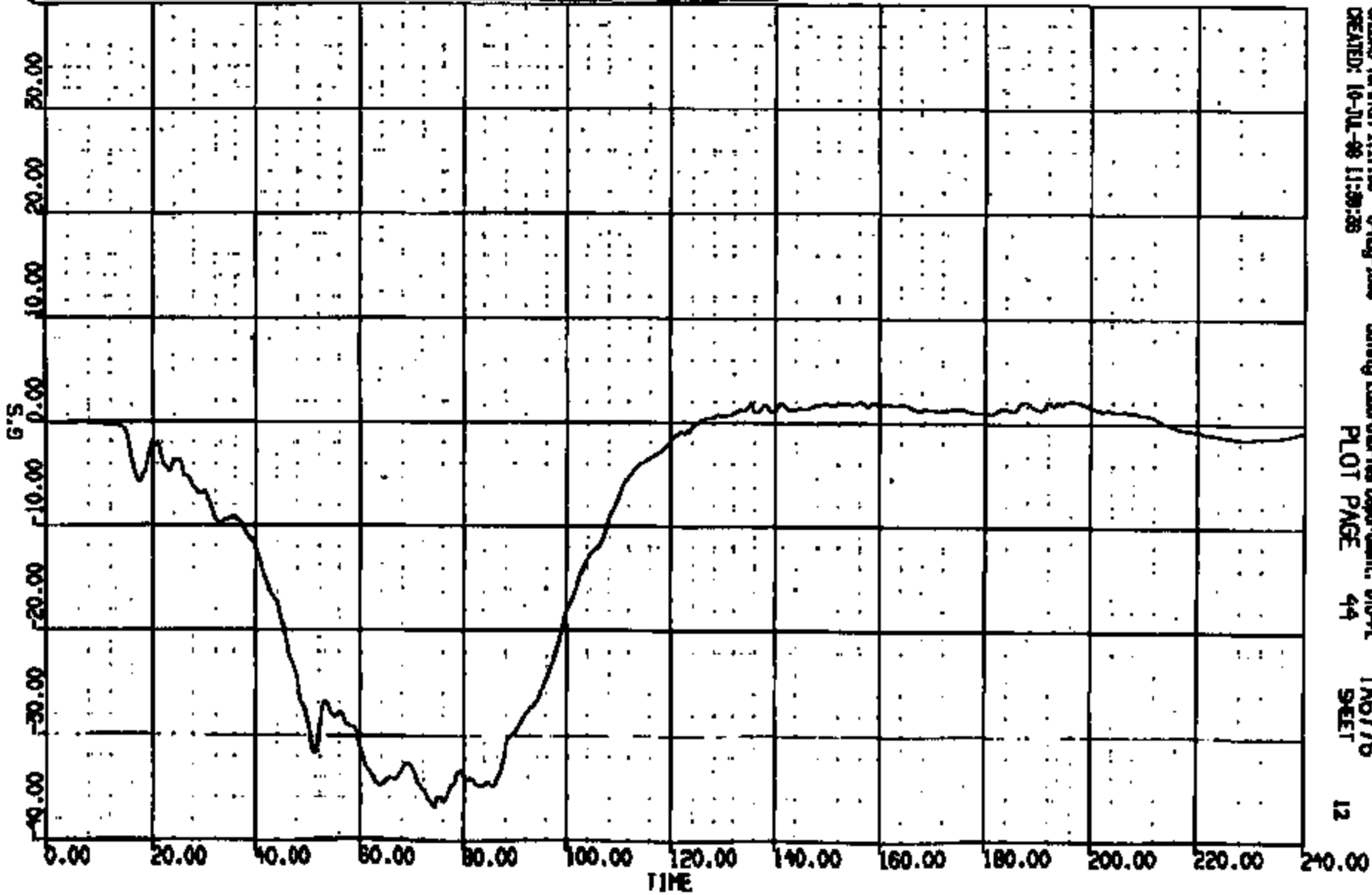


CASRS Version 1.17.00 - 9-May-1998 Safety Laboratories Department, 610-A
CREATED: 10-JUL-98 11:38:35 PLOT PAGE 43 TAB776
11

CRIS 001141

CR R: 11141 TO: TA6776 DATE: 990710 10:50:12
2000 D-180

(7) CR11141T L/F DUMM CHEST LONG 180C
MAX = 2.191 at 186.3 MS MIN = -35.90 at 74.18 MS **AXIS 1**

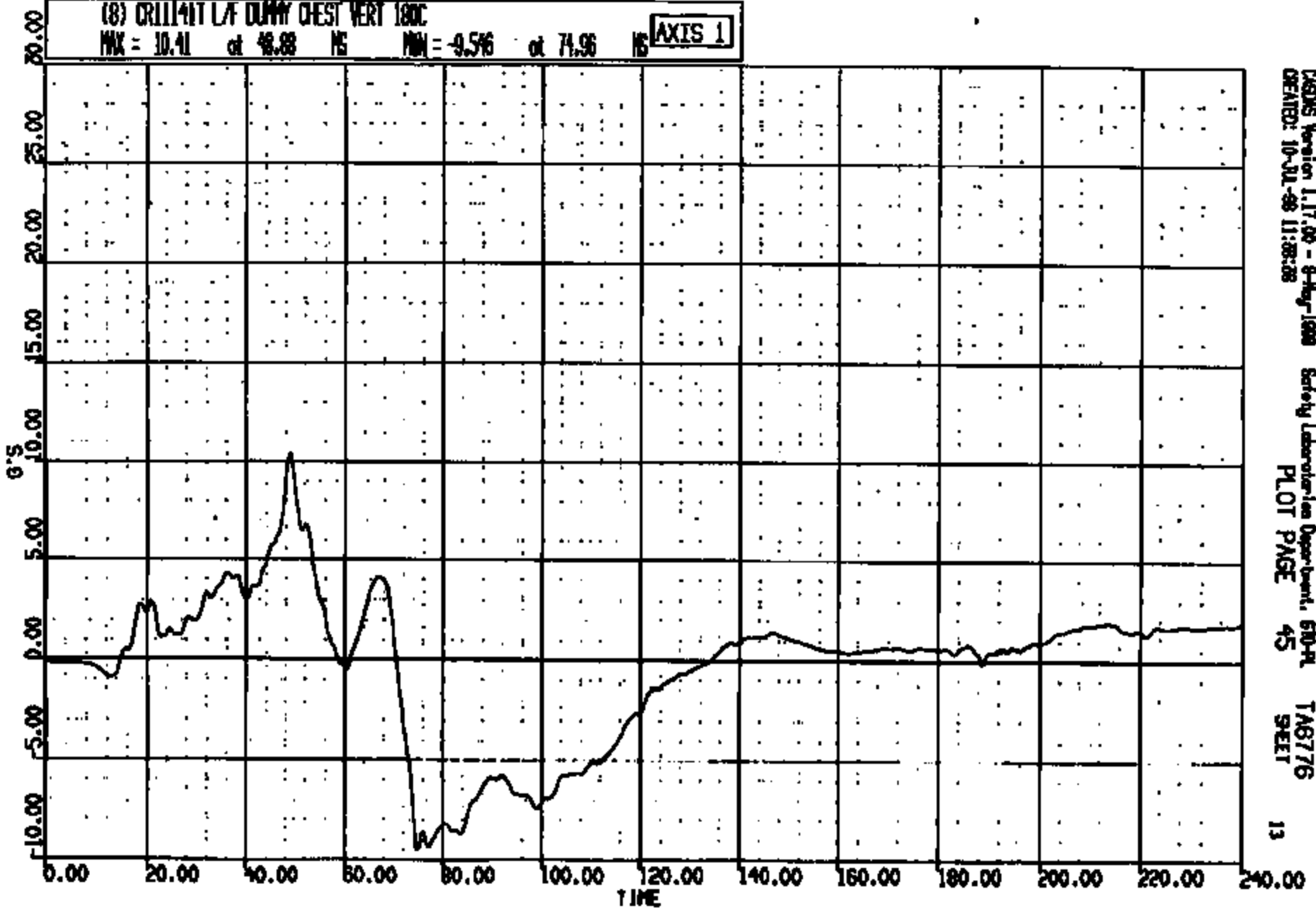


CASRS Version 1.17.00 - 8-May-1999 Safety Laboratories Department, STD-PL TA6776
CREATED: 10-JUL-99 11:59:28 PLOT PAGE 44 SHEET 12

CRTS 001141

CR R: 11141 TO: TA6776 DATE: 980710 10:30:12
2000 D-186

(8) CR11141 L7 DUMMY CHEST VERT 180C
MAX = 10.41 at 48.88 MS MIN = -9.56 at 71.96 MS **AXIS 1**

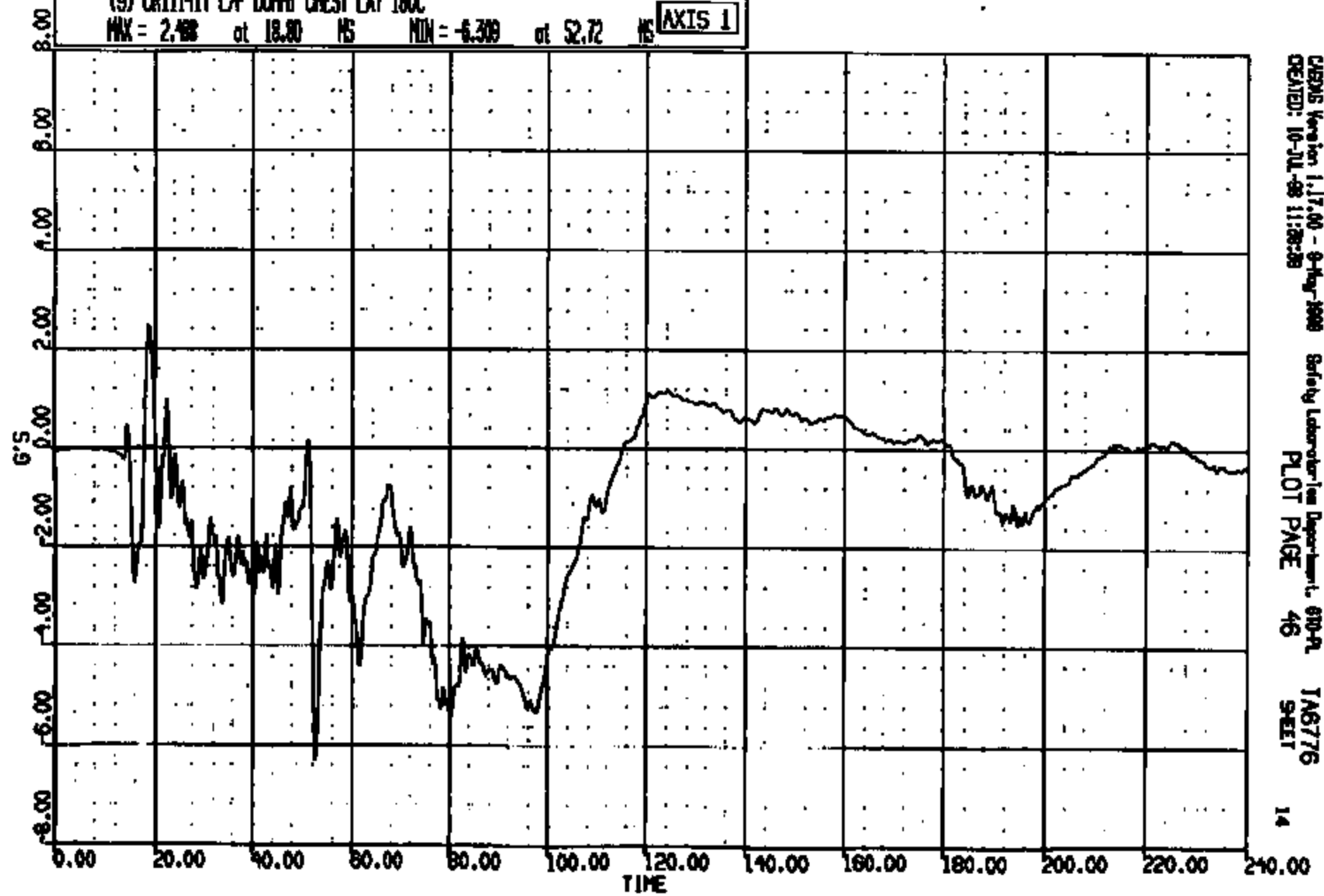


CRSIS Version 1.17.00 - 8-Aug-1998 Safety Laboratory Department, 610-PL
CREATED: 10-JUL-98 11:08:28 PLOT PAGE 45 TA6776
SHEET 13

CRTS 001141

CR R: 11141 TO: TAG776 DATE: 880710 10:30:12
2000 D-188

(9) CR11141T LAF DUMMY CHEST LAF 180C
MAX = 2.48 at 18.80 MS MIN = -6.309 at 52.72 MS **AXIS 1**



CRENS Version 1.17.00 - 9-May-1988 Safety Laboratory Department, 610-A TAG776
CREATED: 10-JUL-88 11:28:28 PLOT PAGE 46 SHEET 14

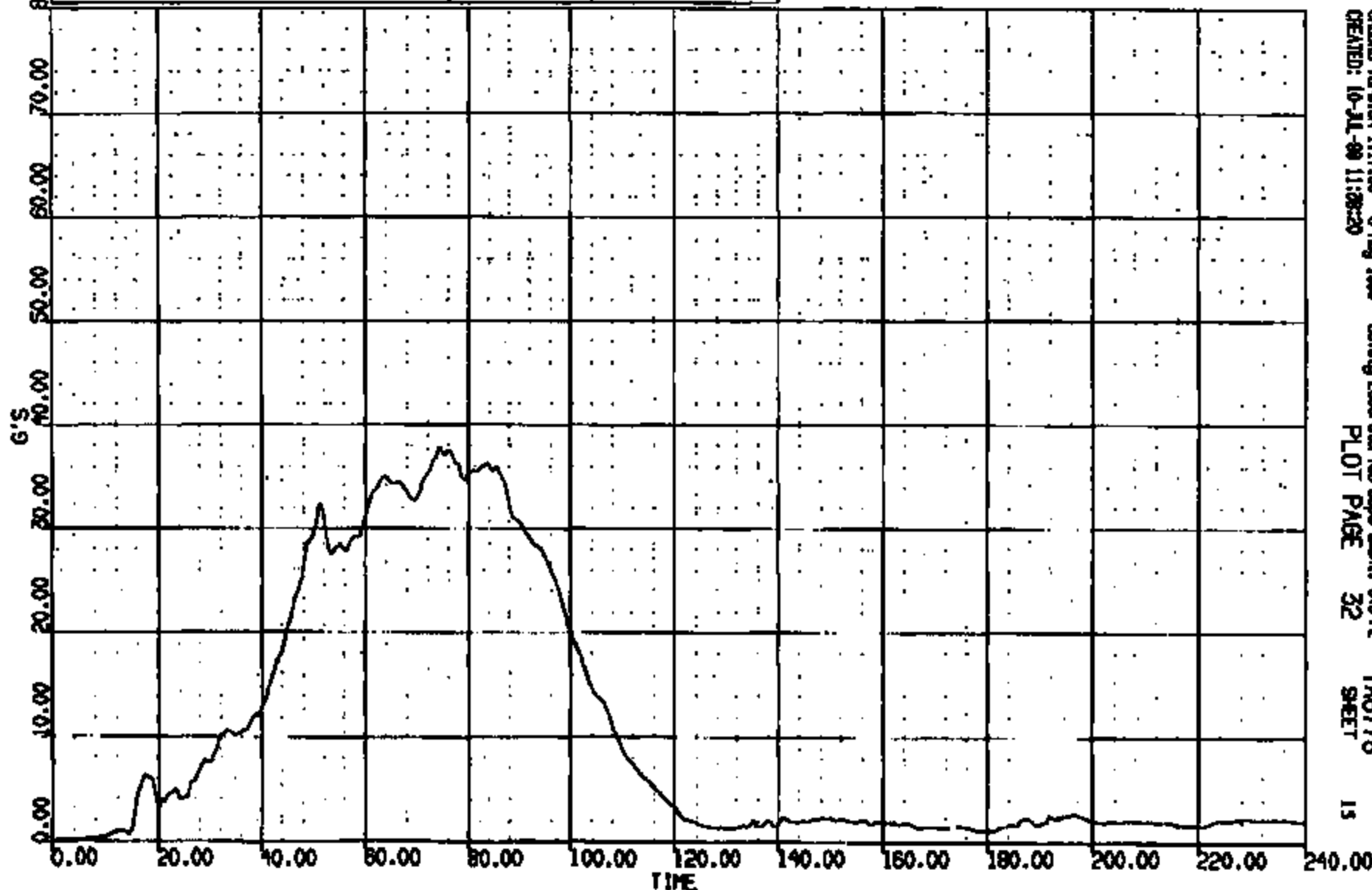
CR11141

CR R: 11141 TO: TAB776 DATE: 980710 10:50:12
2000 D-198
CUMDUR = 37.122 Duration time = 2.9995

(10009) CRUISE L/F DUMMY CHEST RES 180C

MAX = 37.88 at 74.21 NS MIN = 0.1019 at 0.300 NS

AXIS 1

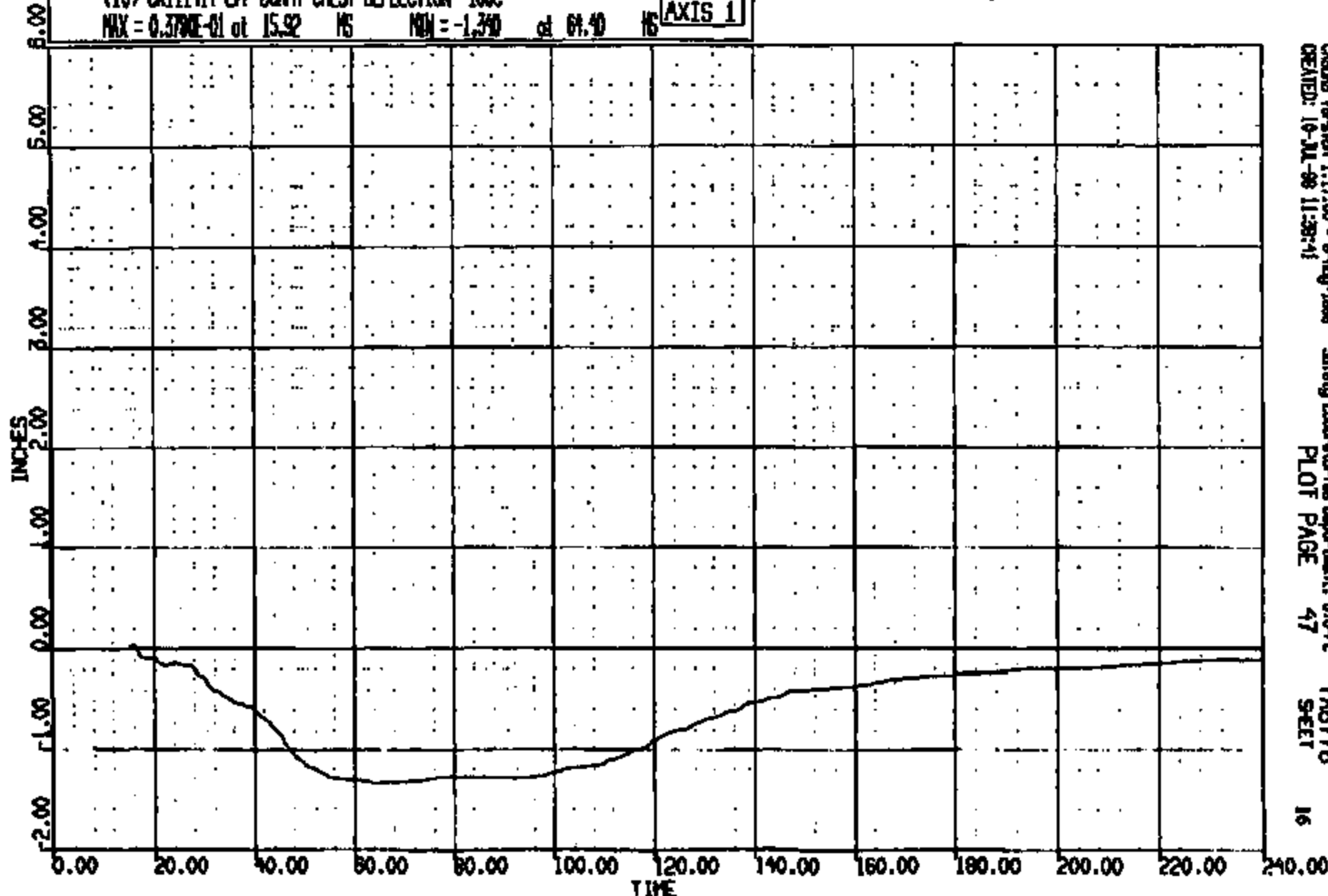


CHSAS Version 1.17.00 - 8-May-1998 Safety Laboratories Department, 610-PL
CREATED: 10-JUL-98 11:28:20 PLOT PAGE 32 SHEET 15

CRTS 001141

CR #: 11141 TO: TAB776 DATE: 880710 10:30:12
E000 D-188

(10) ORIGIN L/R DUMMY CHEST DEFLECTION 180C
MAX = 0.3790E-01 at 15.92 MS MIN = -1.350 at 61.40 MS **AXIS 1**

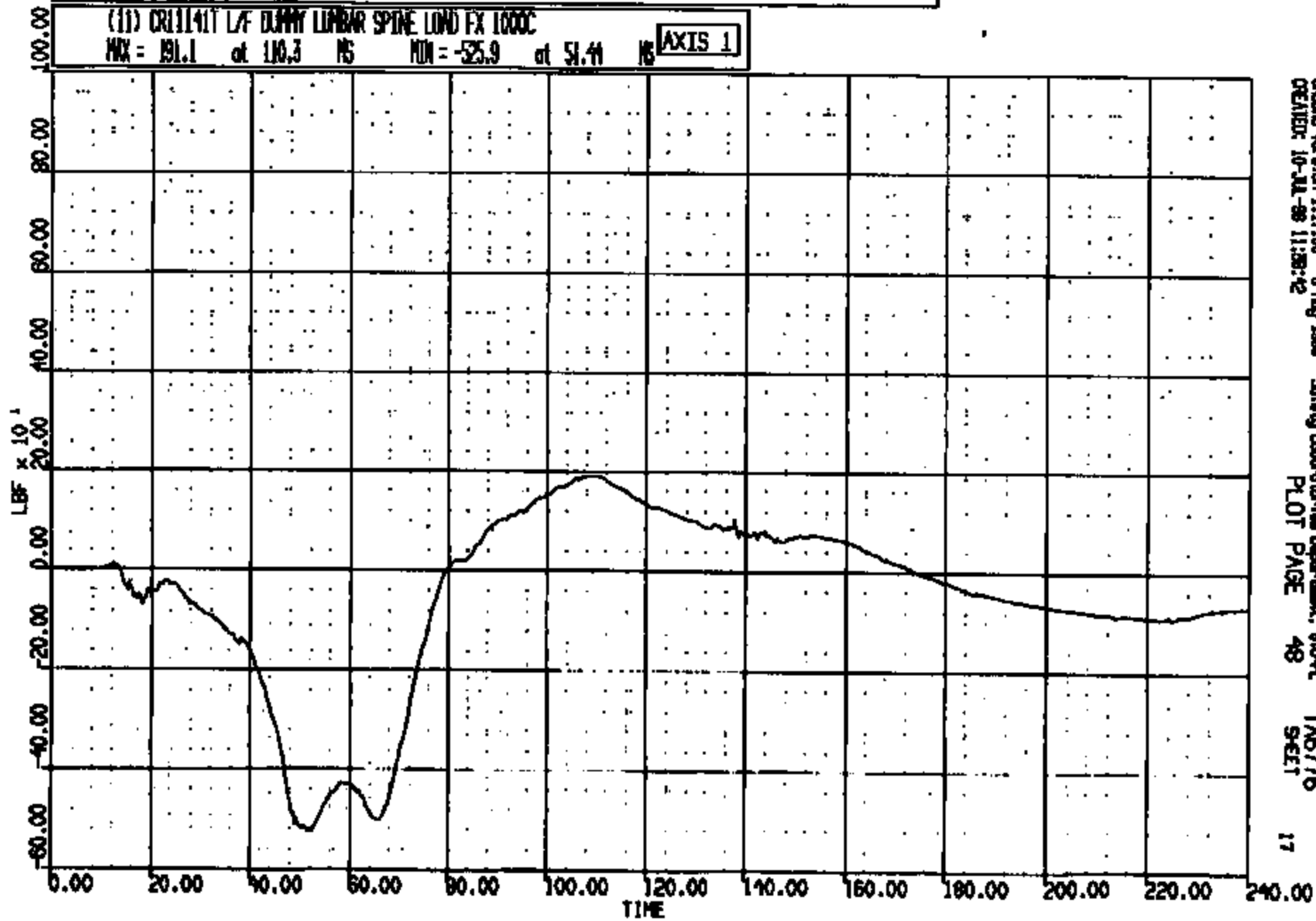


CRSUS Version 1.17.00 - 8-Aug-1988 Safety Laboratories Department, DTIC
CREATED: 18-JUL-88 11:38:41 PLOT PAGE 47 SHEET 16

CRIS 001141

CR R: 11141 TO: TAB776 DATE: 990710 10:30:12
2000 0-186

(1) CR11141T L/F DUMMY LUMBAR SPINE LOAD FX 1000C
MAX = 191.1 at 110.3 MS MIN = -525.9 at 51.41 MS **AXIS 1**

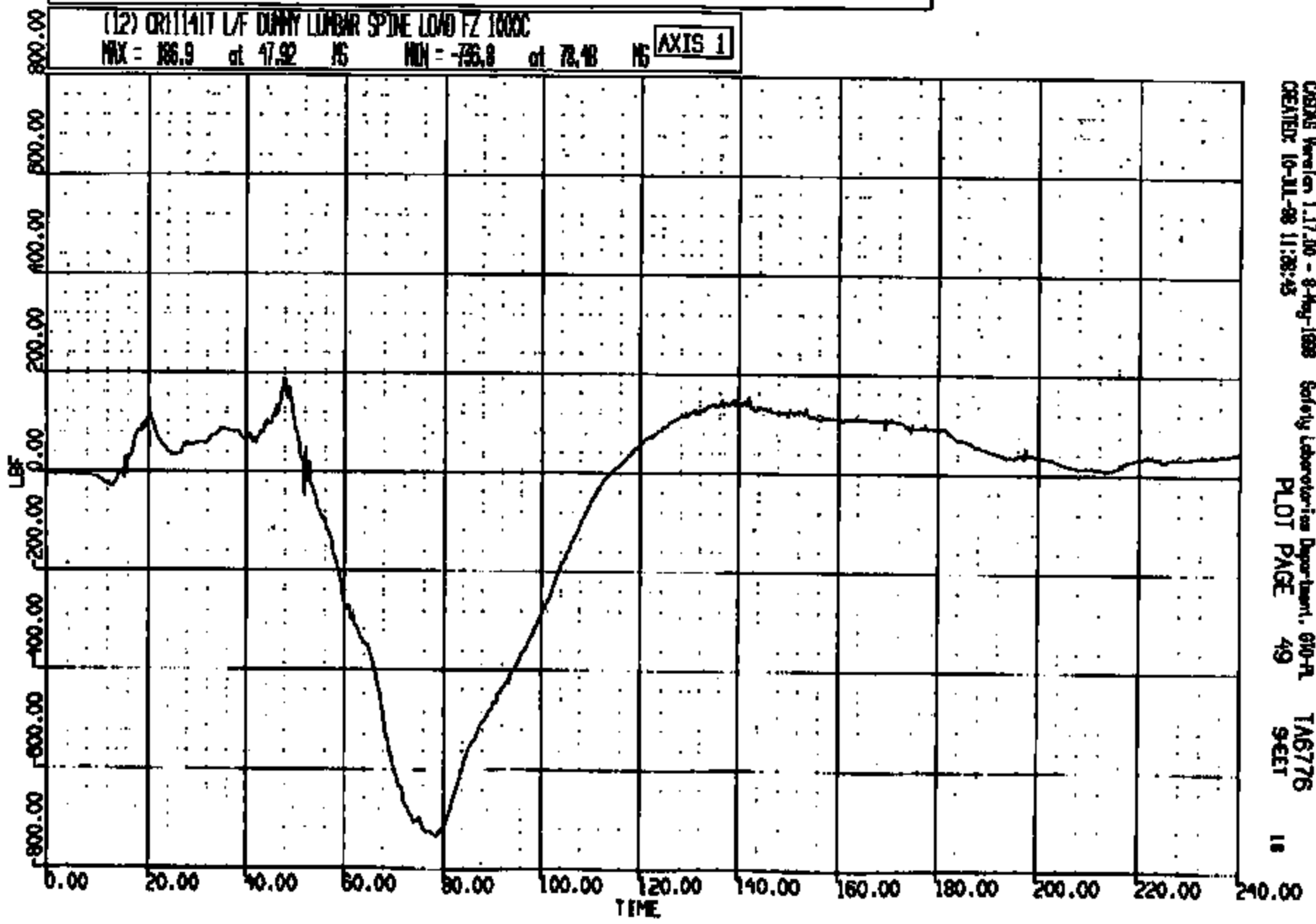


OSG Version 1.17.00 - 8-Aug-1998 Safety Laboratory Department, 610-A
CREATOR: 10-JUL-98 11:58:42 PLOT PAGE 48 TMS776
17

CRIS 001141

CR: R = 11141 TO: TA6776 DATE: 980710 10:50:12
2000 D-188

(12) CR11141T L/F DUMMY LINBAR SPINE LOAD FZ 1000C
MAX = 186.9 at 47.92 MS MIN = -736.8 at 78.48 MS **AXIS 1**



CRSIS Version 1.17.00 - 8-May-1998 Safety Laboratories Department, 610-PL TA6776
CREATED: 10-JUL-98 11:28:43 PLOT PAGE 49 9SET 18

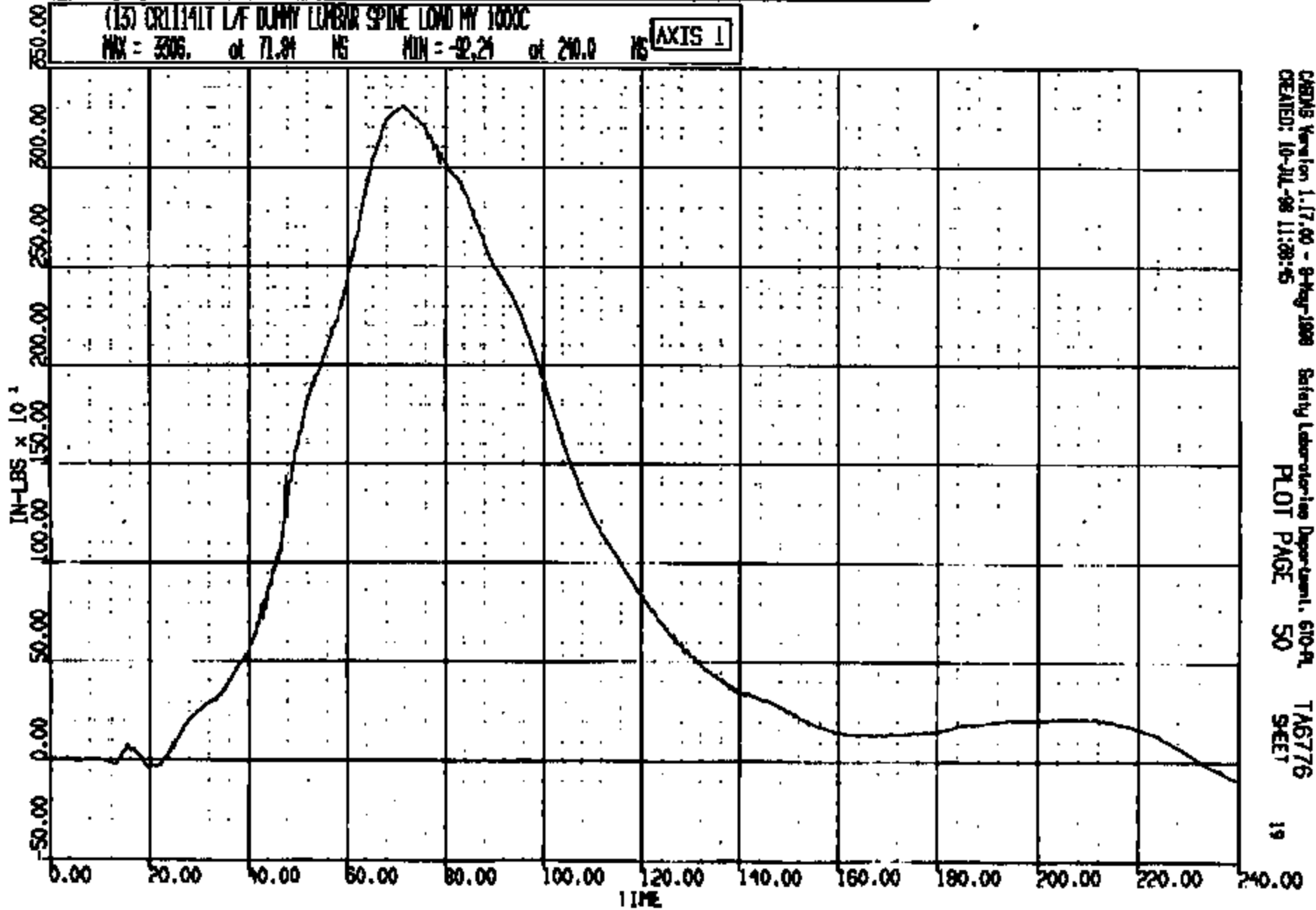
CRIS 001141

CR R: 11141 TO: TA6776 DATE: 980710 10:20:12
2000 D-188

(13) CR11141T L/F DUMMY LUMBAR SPINE LOAD MY 100XC

MAX = 306. of 71.84 MS MIN = -2.21 of 240.0 MS

AXIS 1



CADMS Version 1.17.00 - 8-Aug-1998
CREATED: 10-JUL-98 11:28:45

Safety Laboratory Department, 610-A
PLOT PAGE 50

TA6776
SHEET

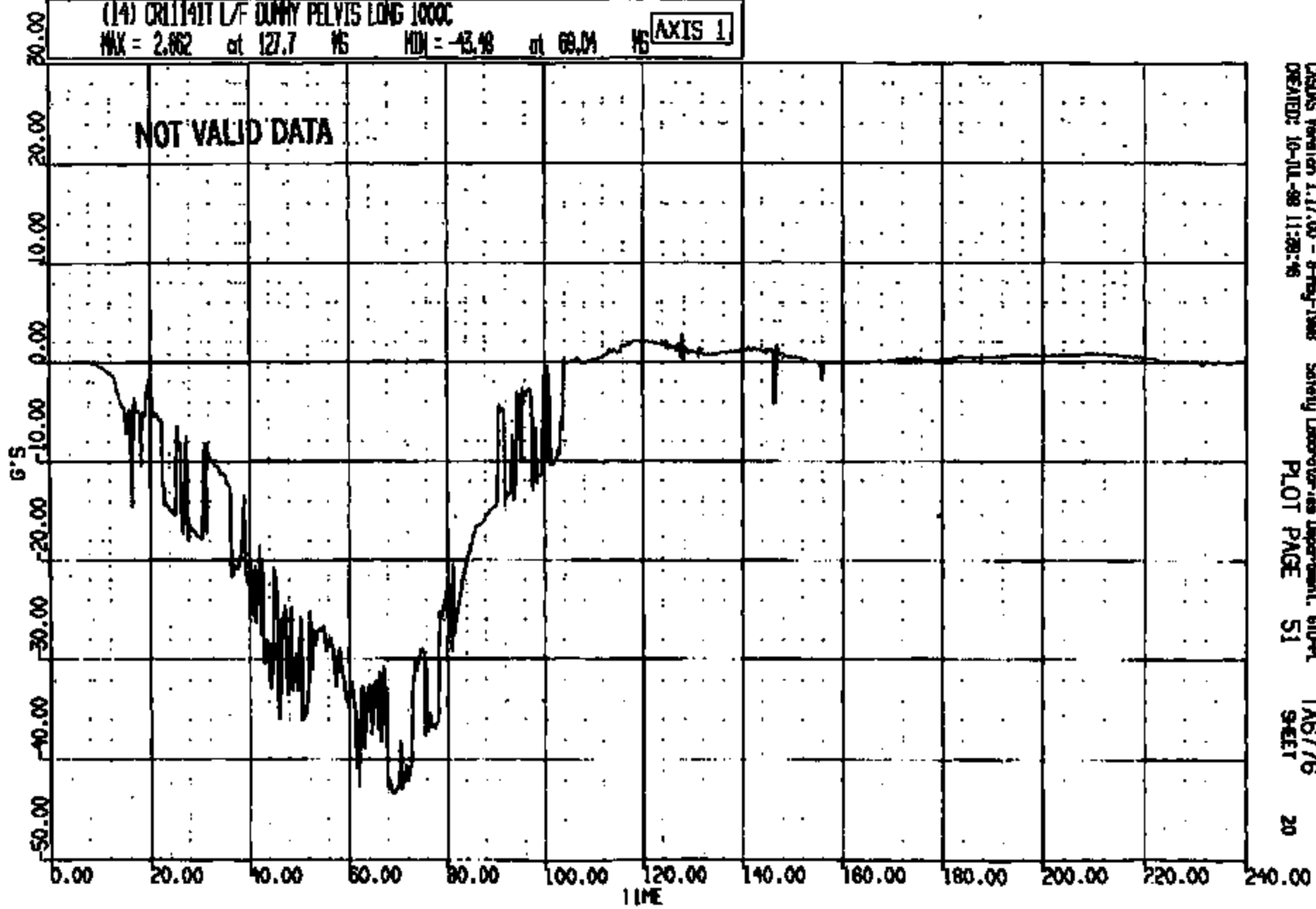
19

CR11141

CR R= 11141 TO: TAB776 DATE: 980710 10:30:12
2000 D-186

(14) CR1141T L/F DUMMY PELVIS LONG 1000C

MAX = 2.862 at 127.7 MS MIN = -43.98 at 69.04 MS AXIS 1

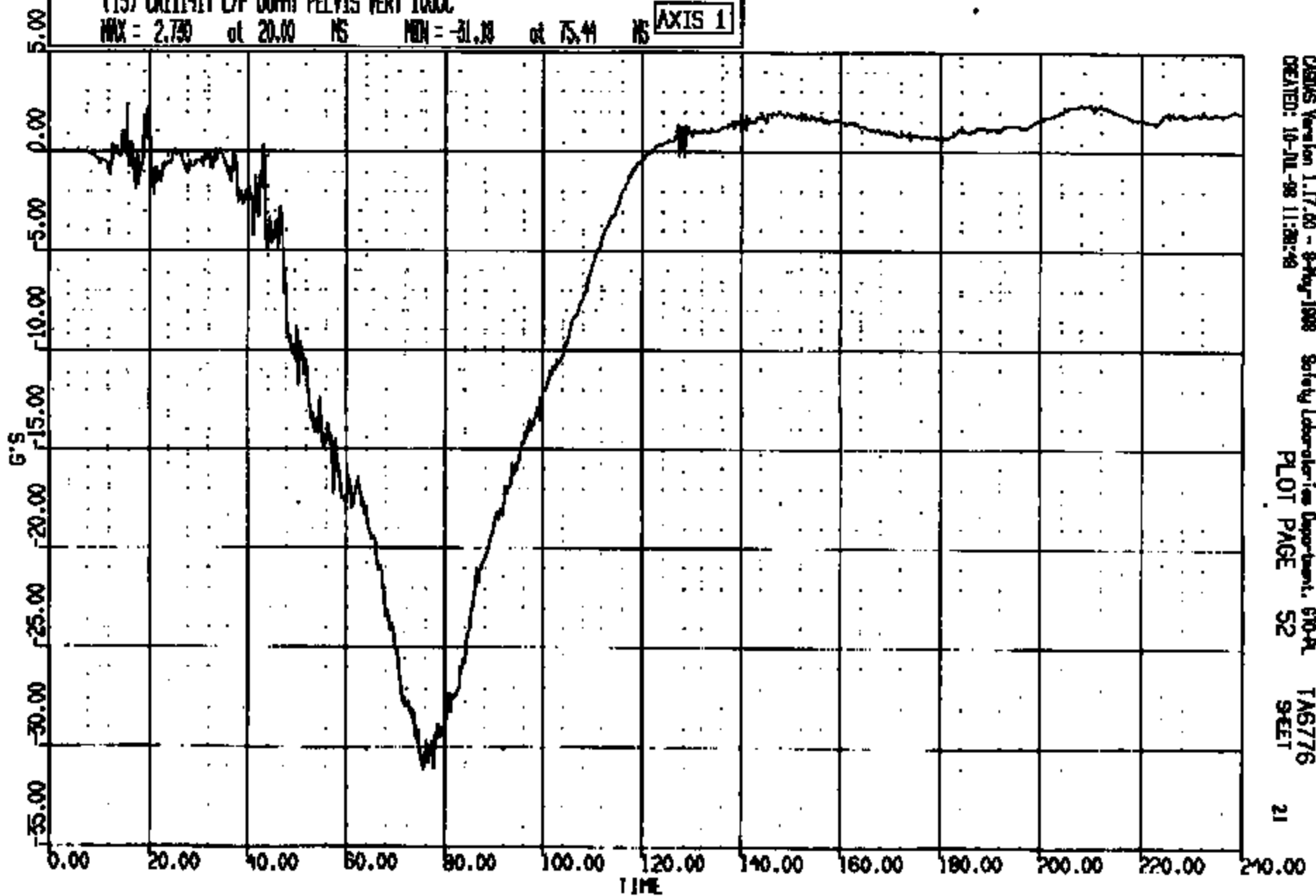


CADDS Version 1.17.00 - 8-May-1988 Safety Laboratories Department, 610-PL
CREATED: 10-JUL-98 11:28:46 PLOT PAGE 51 SHEET 20

CRIS 001141

CR R: 11141 TO: TA6776 DATE: 980710 10:30:12
2000 D-185

(15) CR11141T L/F DUMMY PELVIS VERT 1000C
MAX = 2.730 at 20.00 NS MIN = -31.00 at 75.44 NS **AXIS 1**



CASUS Version 1.17.00 - 8-Aug-1998 Safety Laboratories Department, 670-A
CREATED: 10-JUL-98 11:28:48 PLOT PAGE 52 SHEET 21

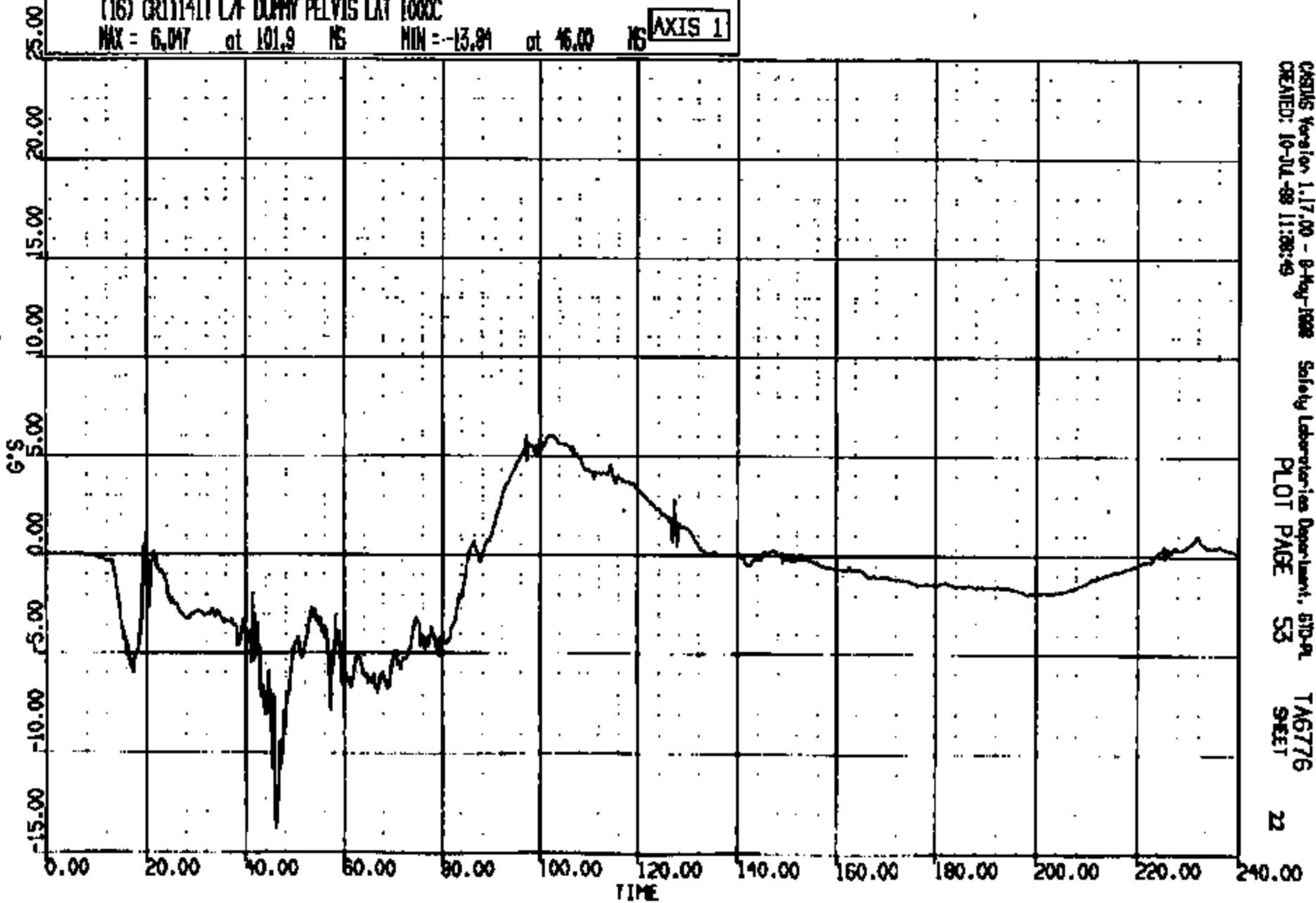
CRIS 001141

CR R: 11141 TO: TA6776 DATE: 880710 10:30:12
8000 D-188

(16) CRT1141T LAF DUMMY PELVIS LAT 100XC

MAX = 6.047 at 101.9 NS MIN = -13.84 at 46.00 NS

AXIS 1



CASUS Version 1.17.00 - 8-Aug-1988
CREATED: 10-JUL-88 11:28:49

Safety Laboratories Department, STD-9L
PLOT PAGE 53

TA6776
SHEET

22

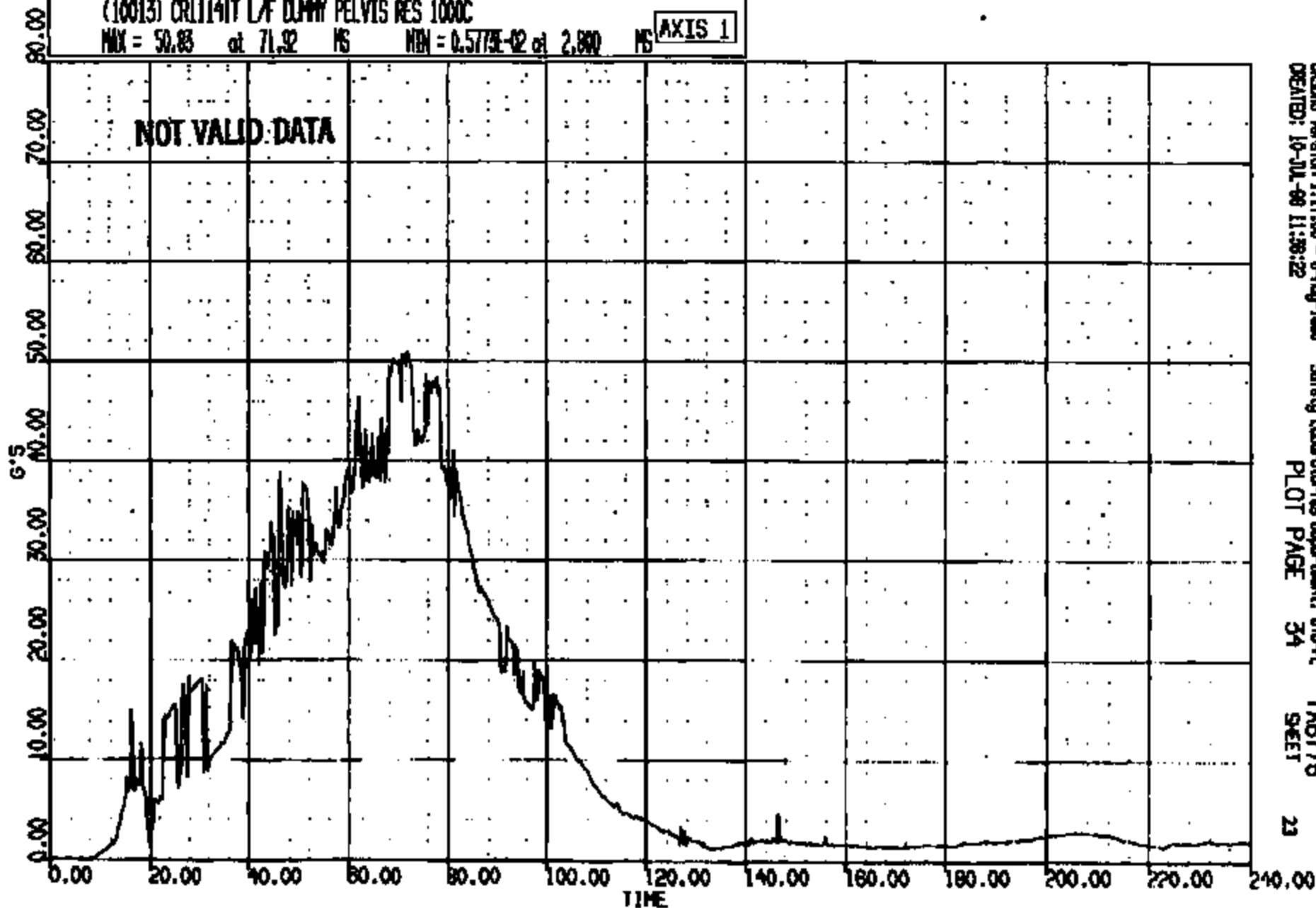
CRTS 001141

CR R: 11141 TO: T16776 DATE: 980710 10:30:12
2000 D-188

(10013) CR11141T L/F DUMMY PELVIS RES 1000C

MAX = 50.83 at 71.92 MS MIN = 0.5773E-02 at 2.800 MS

AXIS 1



CASDS Version 1.17.00 - 8-Aug-1998
CREATED: 10-JUL-98 11:38:22

Safety Laboratories Department, 810-A
PLOT PAGE 34

T16776
SHEET

23

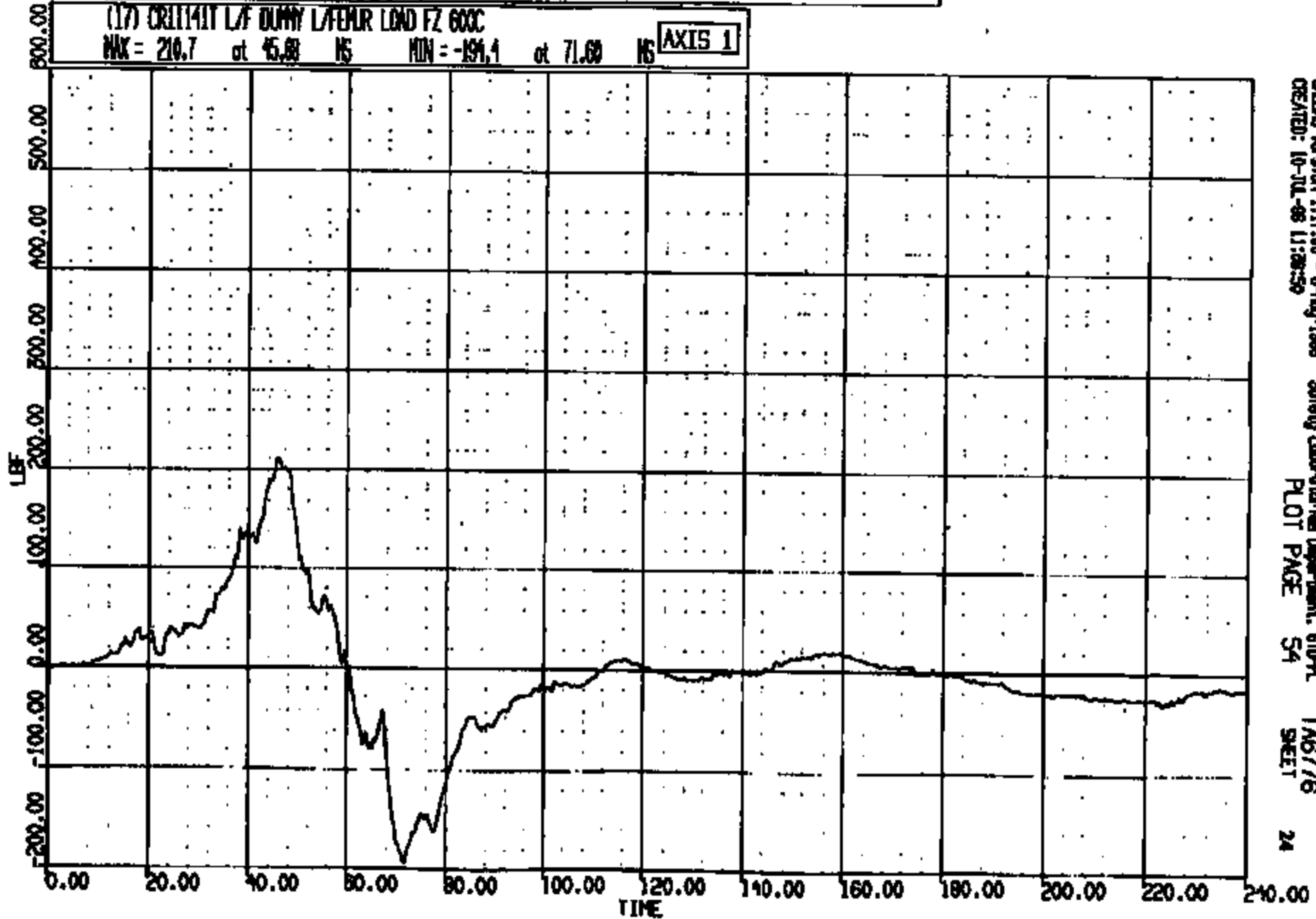
CRTS 001141

CR R: 11141 TO: TAB776 DATE: 980710 10:30:12
2000 D-188

(17) CR11141T L/F DUMMY L/TEMP LOAD FZ 600C

MAX = 210.7 at 45.00 MS MIN = -191.4 at 71.00 MS

AXIS 1



CREMS Version 1.17.00 - 8-May-1998
CREATED: 10-JUL-98 11:28:59

Safety Laboratories Department, 610-PL
PLOT PAGE 54

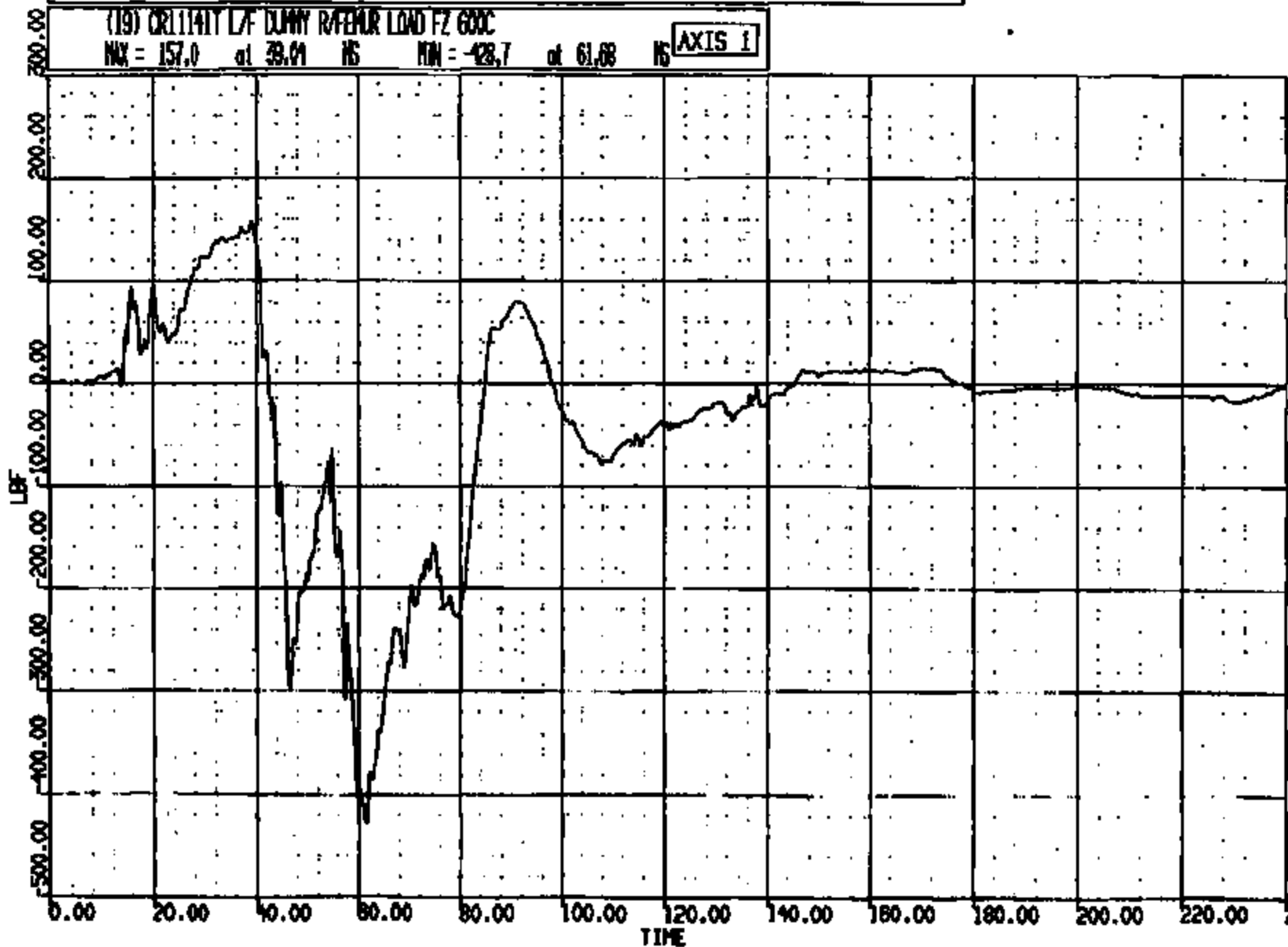
TAB776
SHEET

24

CR11141

CR #: 11141 TO: TAB776 DATE: 980710 10:30:12
2000 D-188

(19) CR11141 L/F DUMMY REPAIR LOAD FZ 600C
MAX = 157.0 at 39.01 MS MIN = -428.7 at 61.88 MS **AXIS 1**



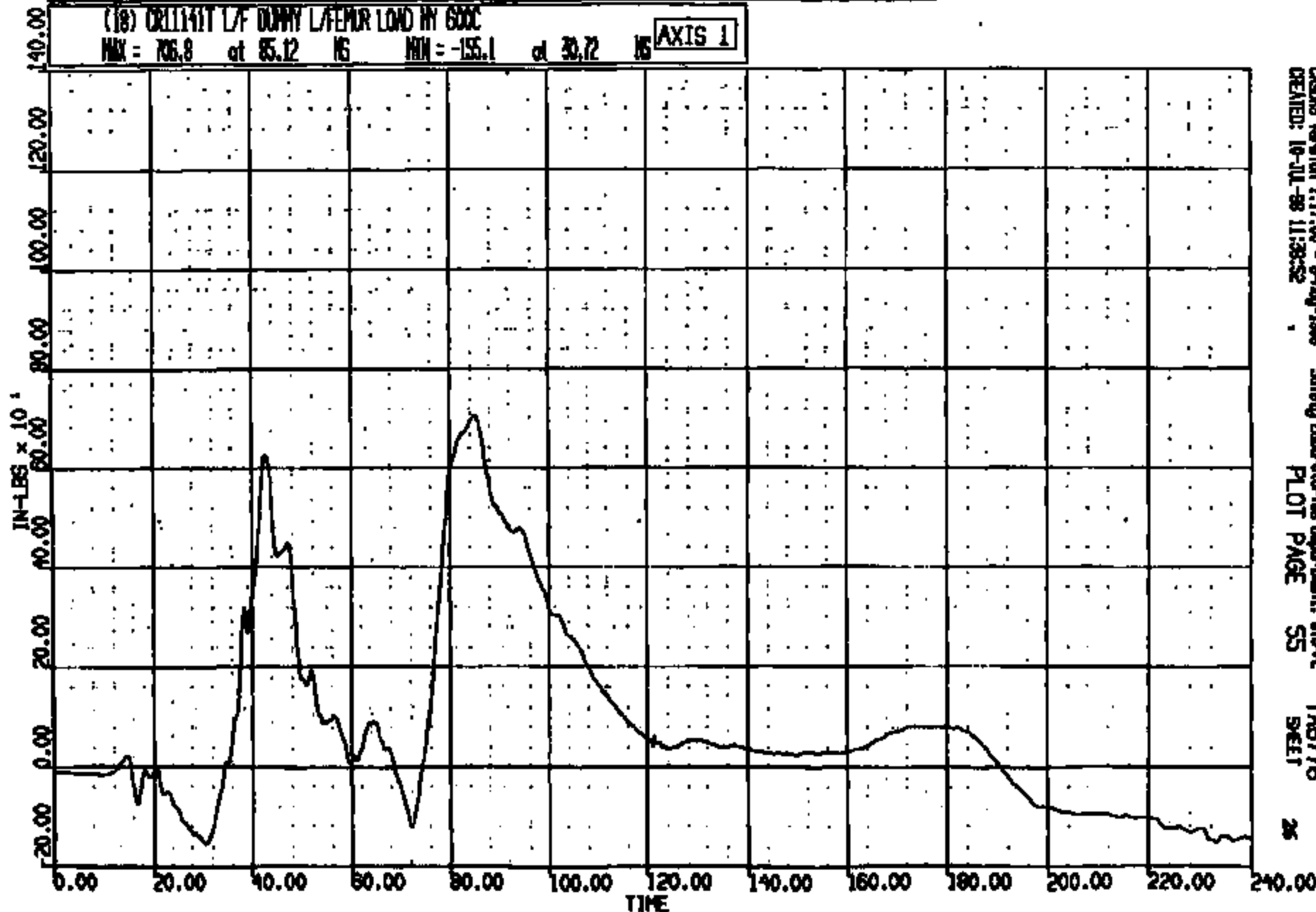
CASMS Version 1.17.00 - 9-May-1998 Safety Laboratories Department, 610-PL
CREATED: 10-JUL-98 11:38:54 PLOT PAGE 56 TAB776
25

CRTS 001141

CR R: 11141 TO: TAB776 DATE: 080710 10:30:12

2000 D-186

(18) CR1141T L/F DUMMY L/FEMUR LOAD IN 600C
MAX = 736.8 at 85.12 MS MIN = -155.1 at 30.72 MS **AXIS 1**

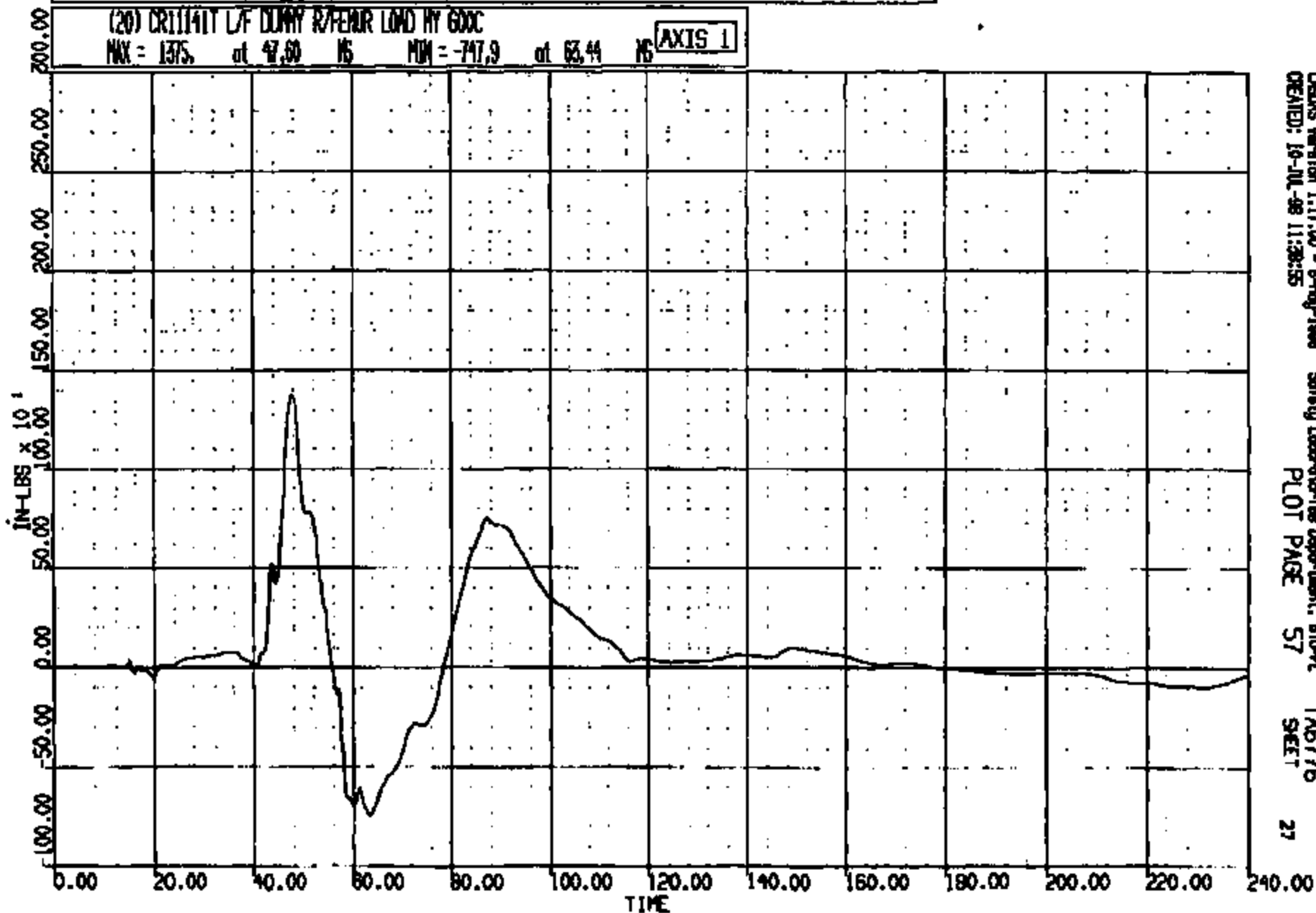


CASMS Version 1.17.00 - 9-May-1998 Safety Laboratories Department, GPOA
CREATED: 10-JUL-88 11:38:52 PLOT PAGE 55 SHEET 26

CRIS 001141

CR N: 11141 TO: TA6776 DATE: 980710 10:30:12
2000 D-188

(20) CRITICAL LF DUMP R/FERROR LOAD BY GOOD
MAX = 1375. at 47.60 MS MIN = -747.9 at 63.44 MS **AXIS 1**



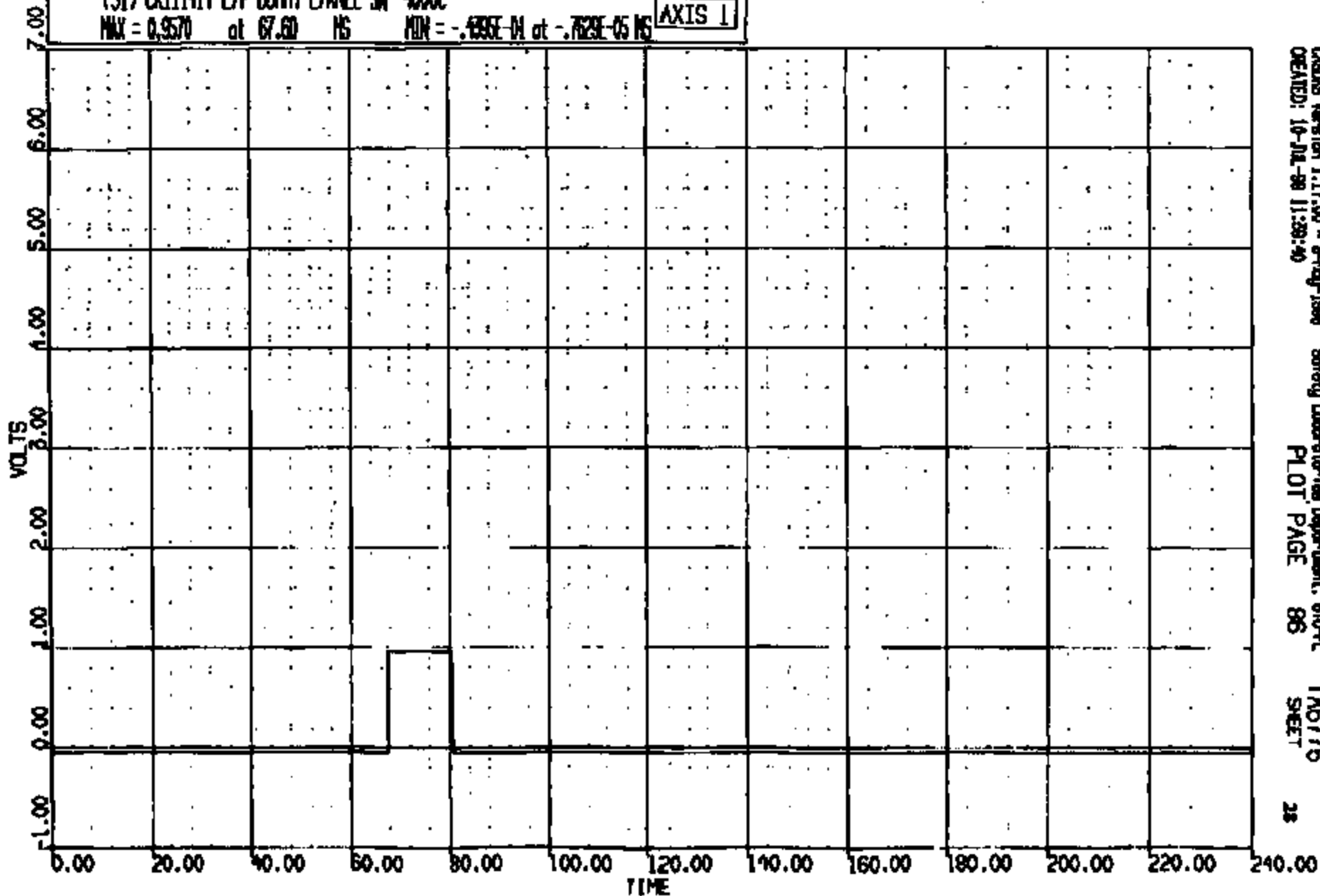
CRSRS Version 1.17.00 - 9-May-1999 Safety Laboratories Department, STD-9A TA6776
CREATED: 18-JUL-98 11:38:55 PLOT PAGE 57 SHEET 27

CRIS 001141

CR R: 11141 TO: TAG776 DATE: 280710 10:30:12
R000 D-188

(S1) CR11141T L/F DUMMY L/KNEE SN 4000C
MAX = 0.9570 at 67.60 MS MIN = -.693E-04 at -.762E-05 MS

AXIS 1



CRSIS Version 1.17.00 - 8-Aug-1999
CREATED: 10-JUL-99 11:39:40

Safety Laboratory Department, 610-A
PLOT PAGE 86

TAG776
SHEET

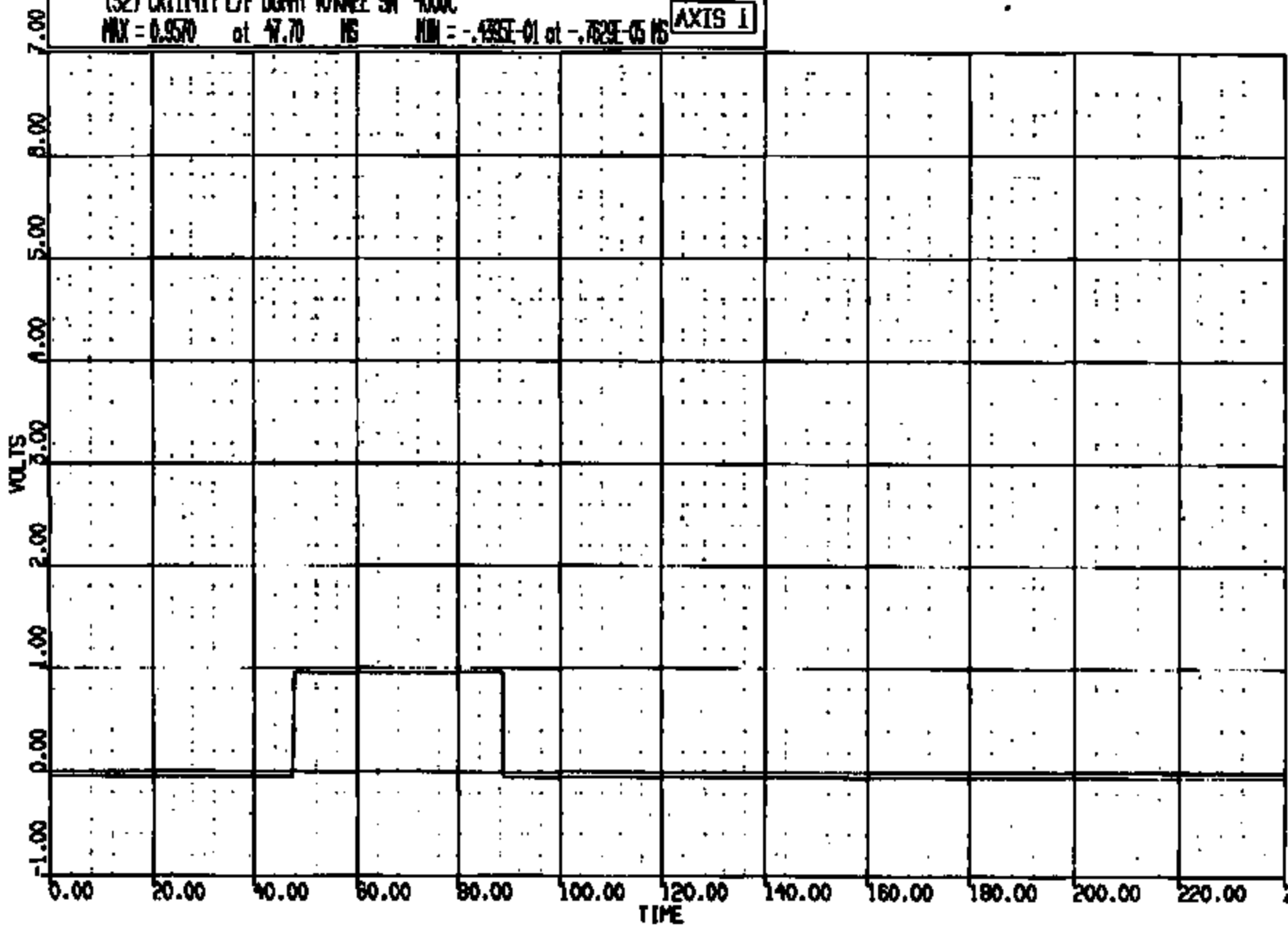
28

CRIS 0011141

CR R: 11141 TO: TA6776 DATE: 880710 10:50:12
2000 D-186

(S2) CR11141T L/F DUMMY R/WEE SH 400C
MAX = 0.9570 at 47.70 NS MIN = -.435E-01 at -.762E-05 NS

AXIS 1

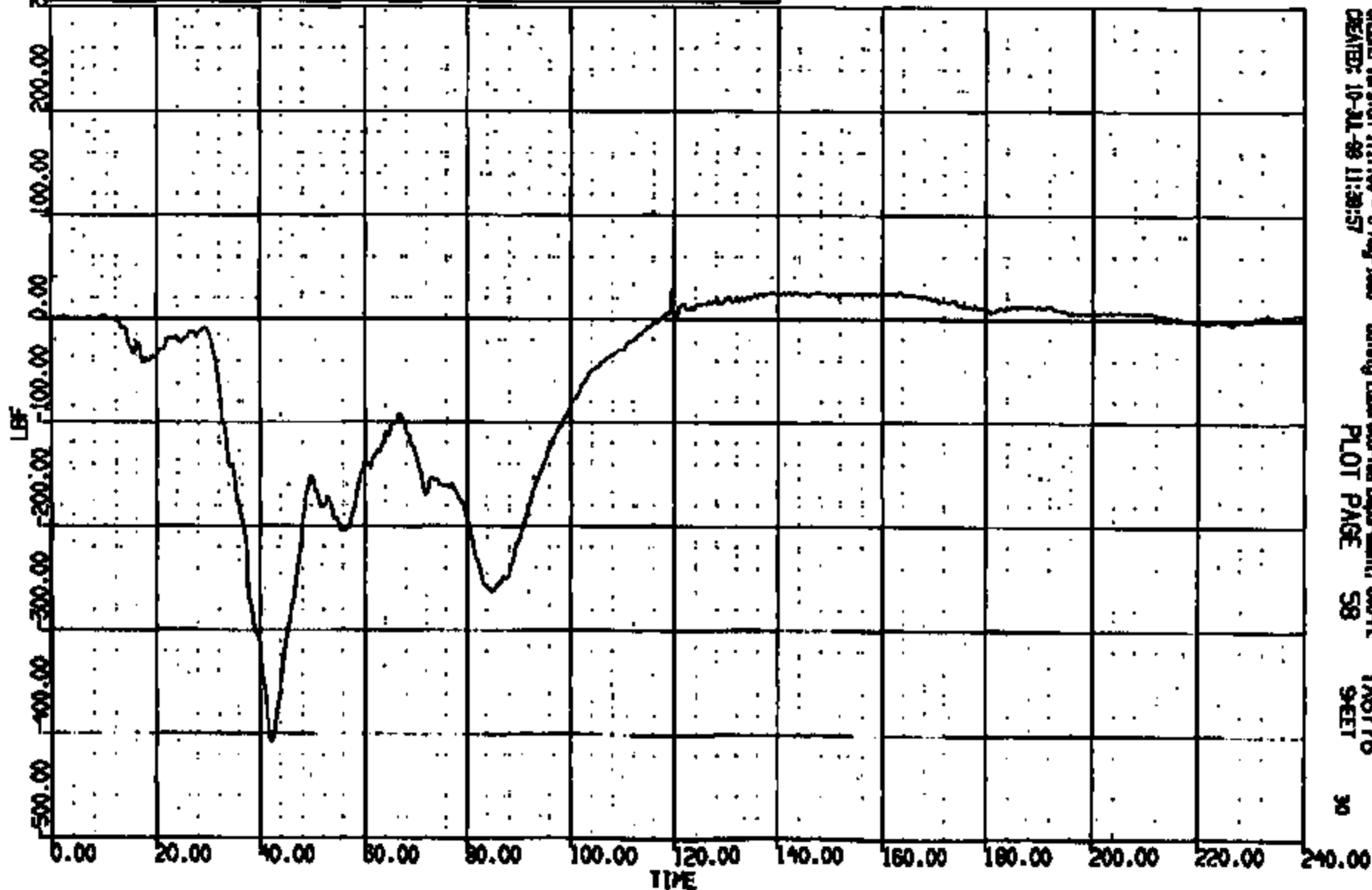


CHROM Version 1.17.00 - 8-May-1998 Safety Laboratories Department, 610-RL
CREATED: 10-JUL-88 11:28:41 PLOT PAGE 87 TA6776
SHEET

CRIS 0011141

CR R: 11141 TO: TA6776 DATE: 990710 10:50:12
2000 D-188

(21) CR11141T LF DUMP LAP/TIBIA LOAD FZ 600C
MAX = 27.97 at 119.7 NS MIN = -407.7 at 42.40 NS **AXIS 1**

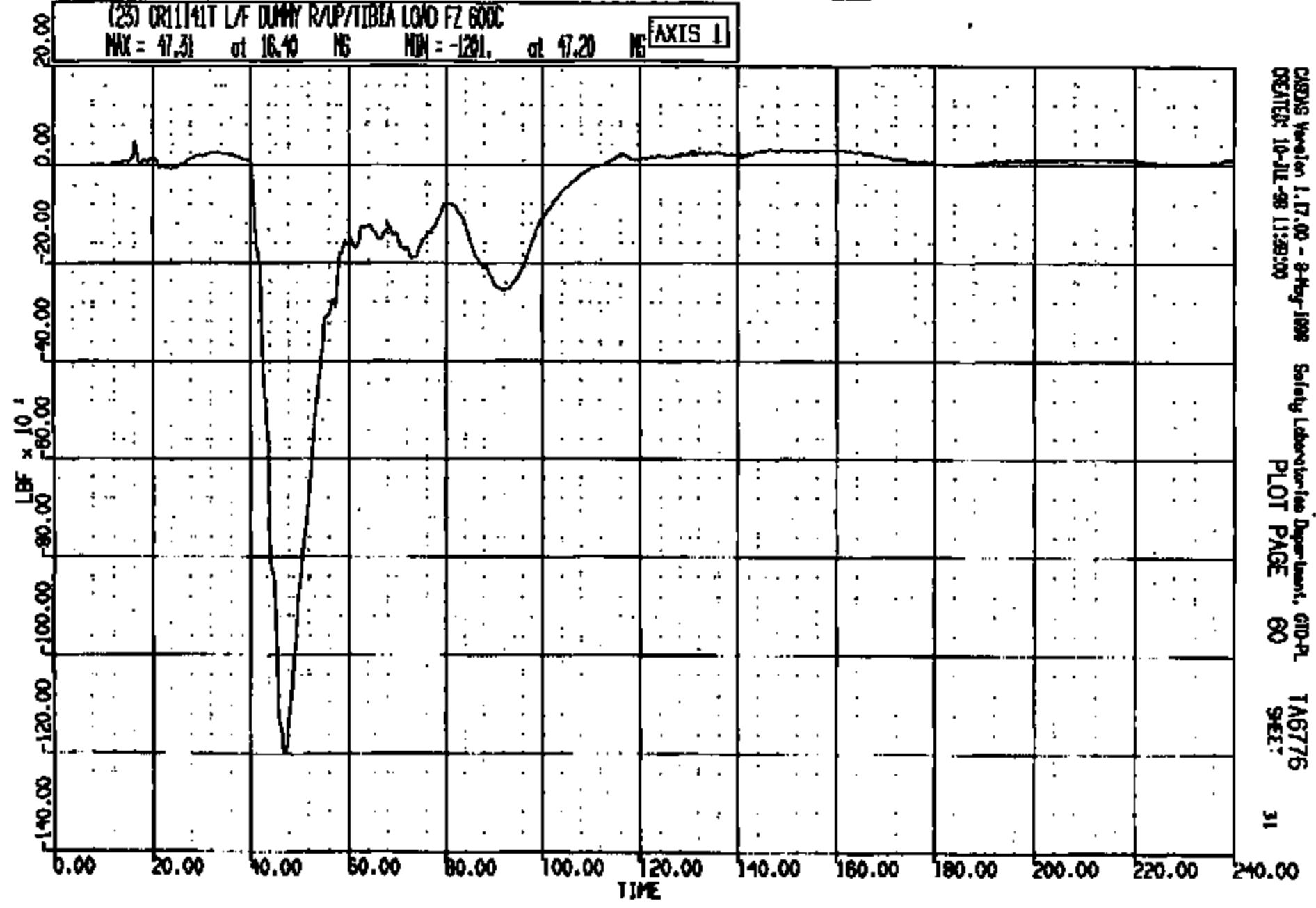


CRSIS Version 1.17.09 - 8-May-1998 Safety Laboratories Department, 800-PL TA6776
CREATED: 10-JUL-99 11:38:57 PLOT PAGE 58 SHEET 30

CRIS 001141

CR R: 11141 TO: TA6776 DATE: 980710 10:50:12
2000 D-188

(25) DR11141T L/F DUMMY R/UP/TIBIA LOAD FZ 600C
MAX = 47.31 at 16.40 MS MIN = -120.1 at 47.20 MS **AXIS 1**

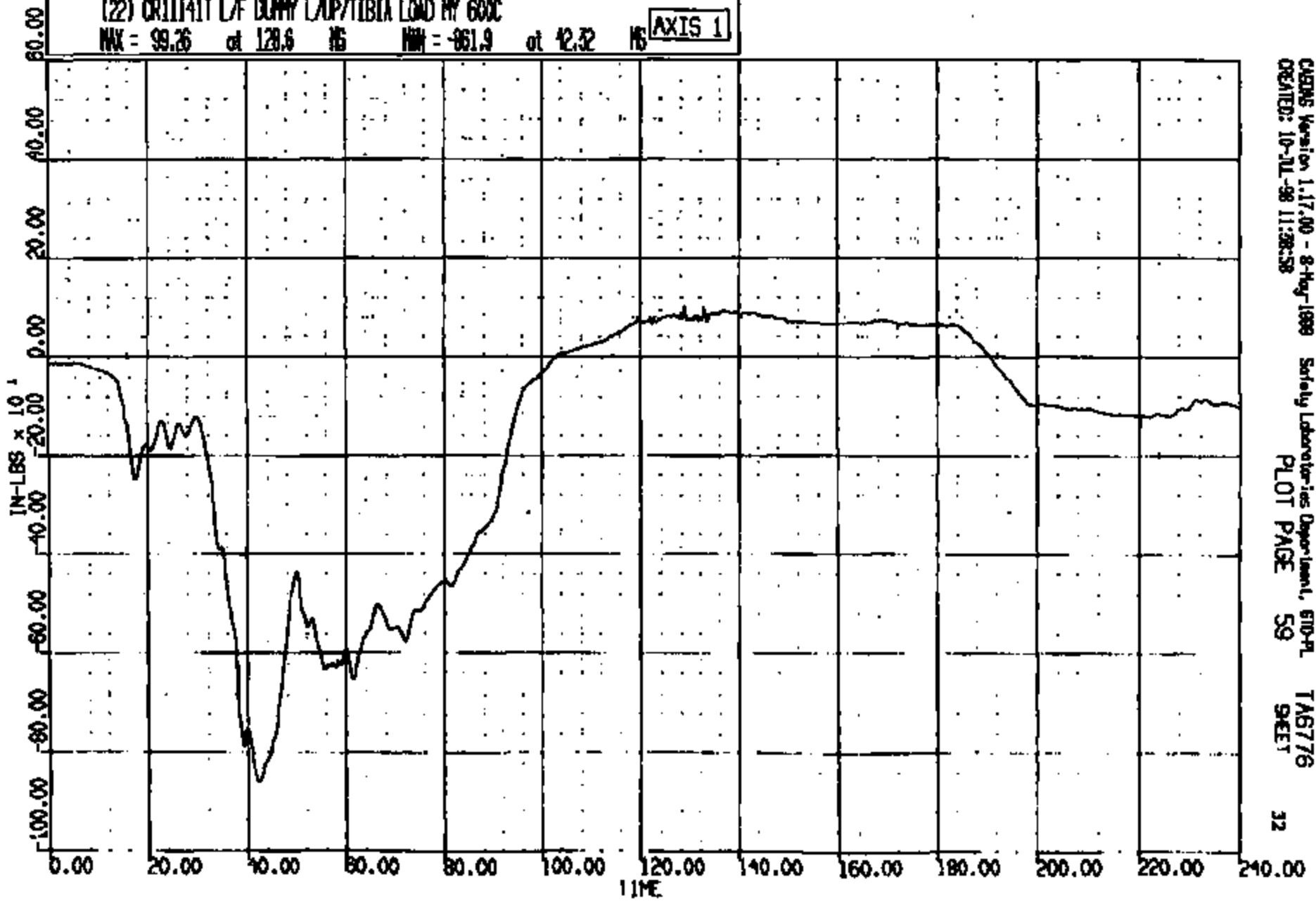


CRONUS Version 1.17.00 - 8-May-1998 Safety Laboratories Department, G10-PL TA6776
CREATOR: 10-JUL-98 11:29:00 PLOT PAGE 60 SET: 31

CRTS 001141

CR R: 11141 TO: TA6776 DATE: 980710 10:50:12
2000 D-188

(22) CRITICIT L/F DUMMY LAP/TIBIA LOAD BY 600C
MAX = 99.26 at 128.6 MS MIN = -961.9 at 12.32 MS **AXIS 1**



CAEING Version 1.17.00 - 8-Aug-1999 Safety Laboratories Department, ETO-PL
CREATED: 10-JUL-98 11:28:58 PLOT PAGE 59 SHEET 32

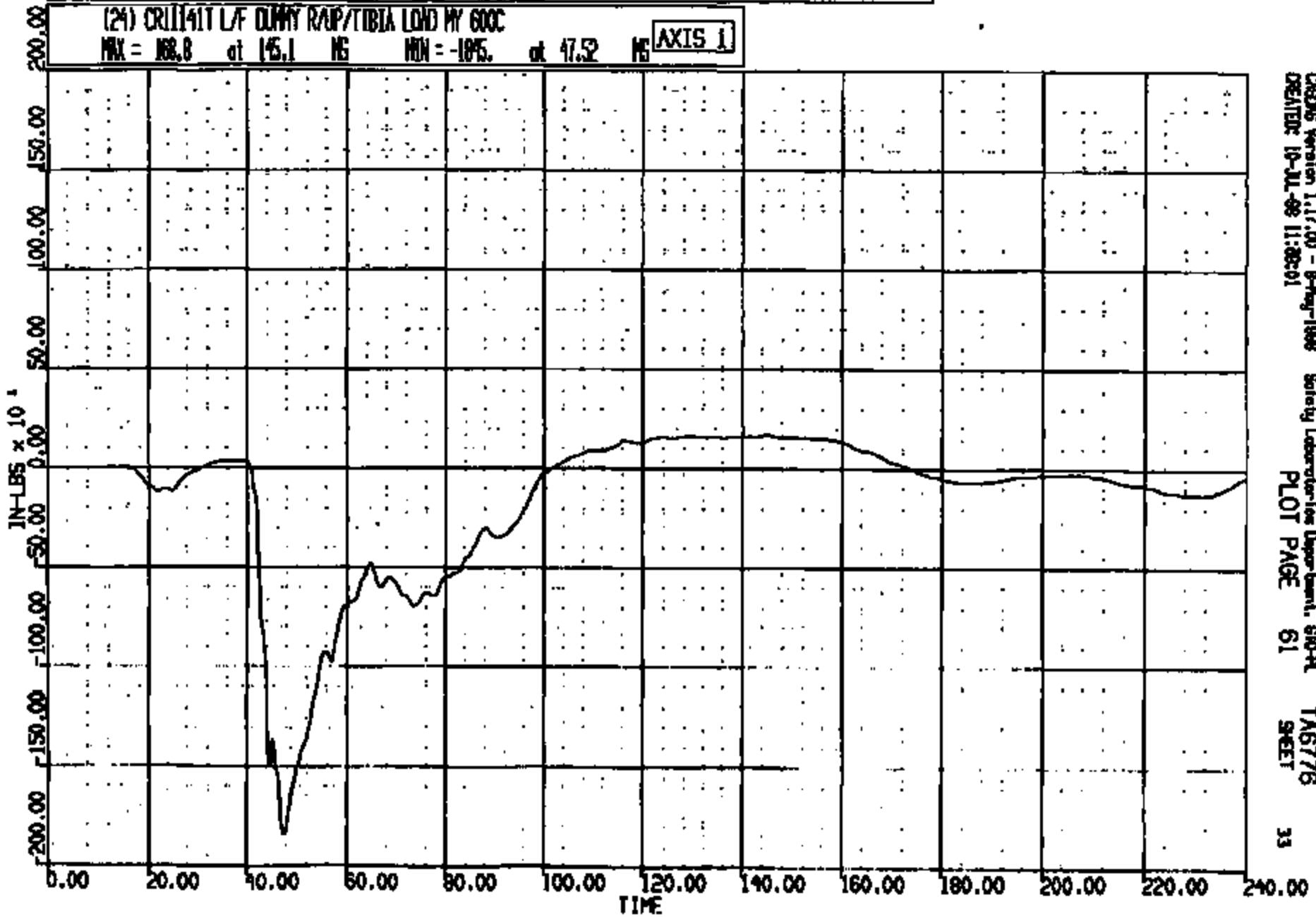
CRTS 001141

CR R: 11141 TO: TA6778 DATE: 980710 10:30:12
2000 D-188

(24) CR11141T L/F DUMMY RAMP/TIBIA LOAD BY 600C

MAX = 168.8 at 145.1 MS MIN = -189.5 at 47.52 MS

AXIS 1

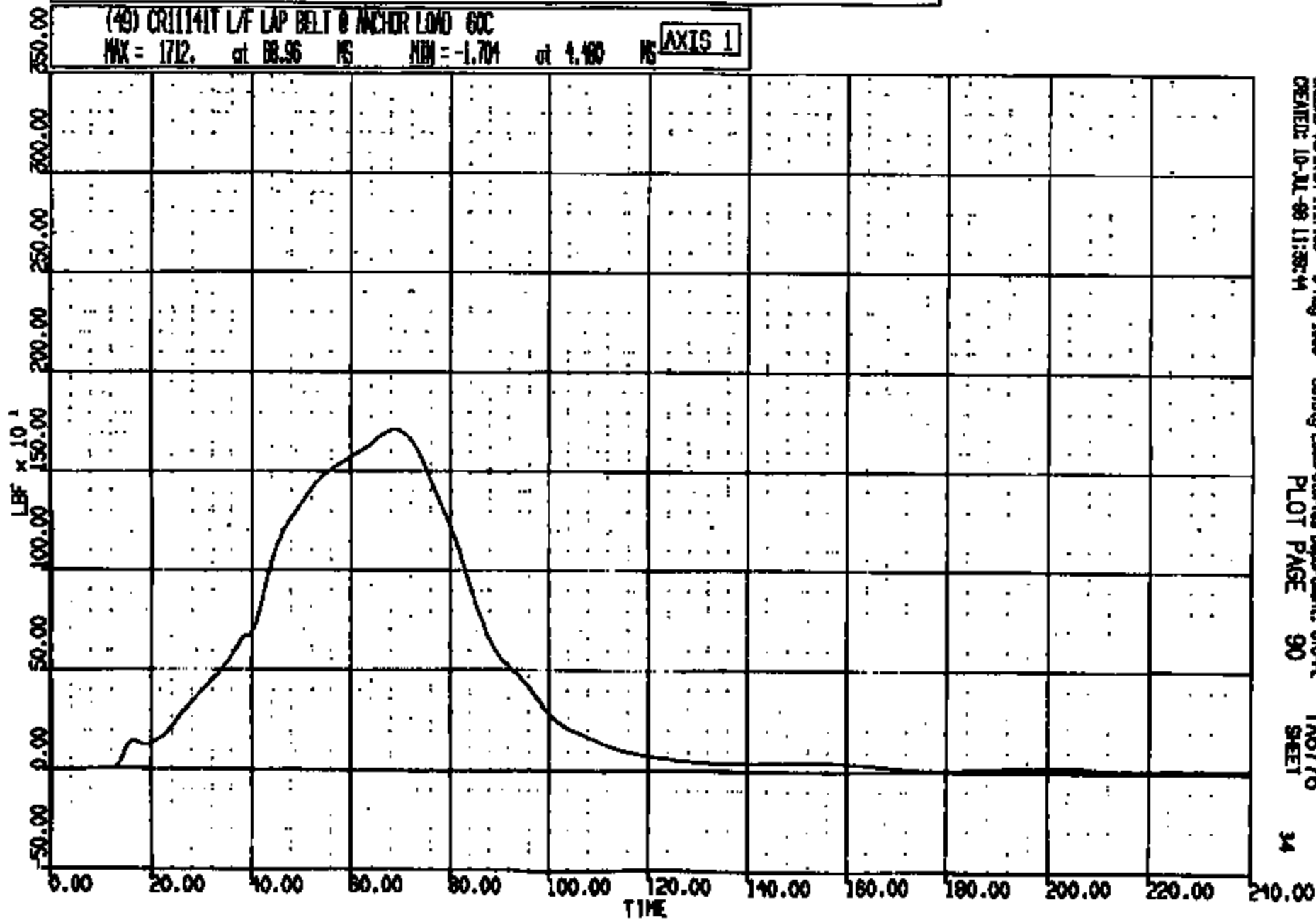


CRSUS Version 1.17.00 - 8-May-1998 Safety Laboratories Department, SRO-PL TA6778
DATE: 10-JUL-98 11:38:01 PLOT PAGE 61 SHEET 33

CRIS 001141

CR #: 11141 TO: TAG776 DATE: 080710 10:30:12
2000 D-188

(49) CR1141T L/F LAP BELT @ ANCHOR LOAD 60C
MAX = 1712. at 68.96 MS MIN = -1.704 at 1.480 MS **AXIS 1**



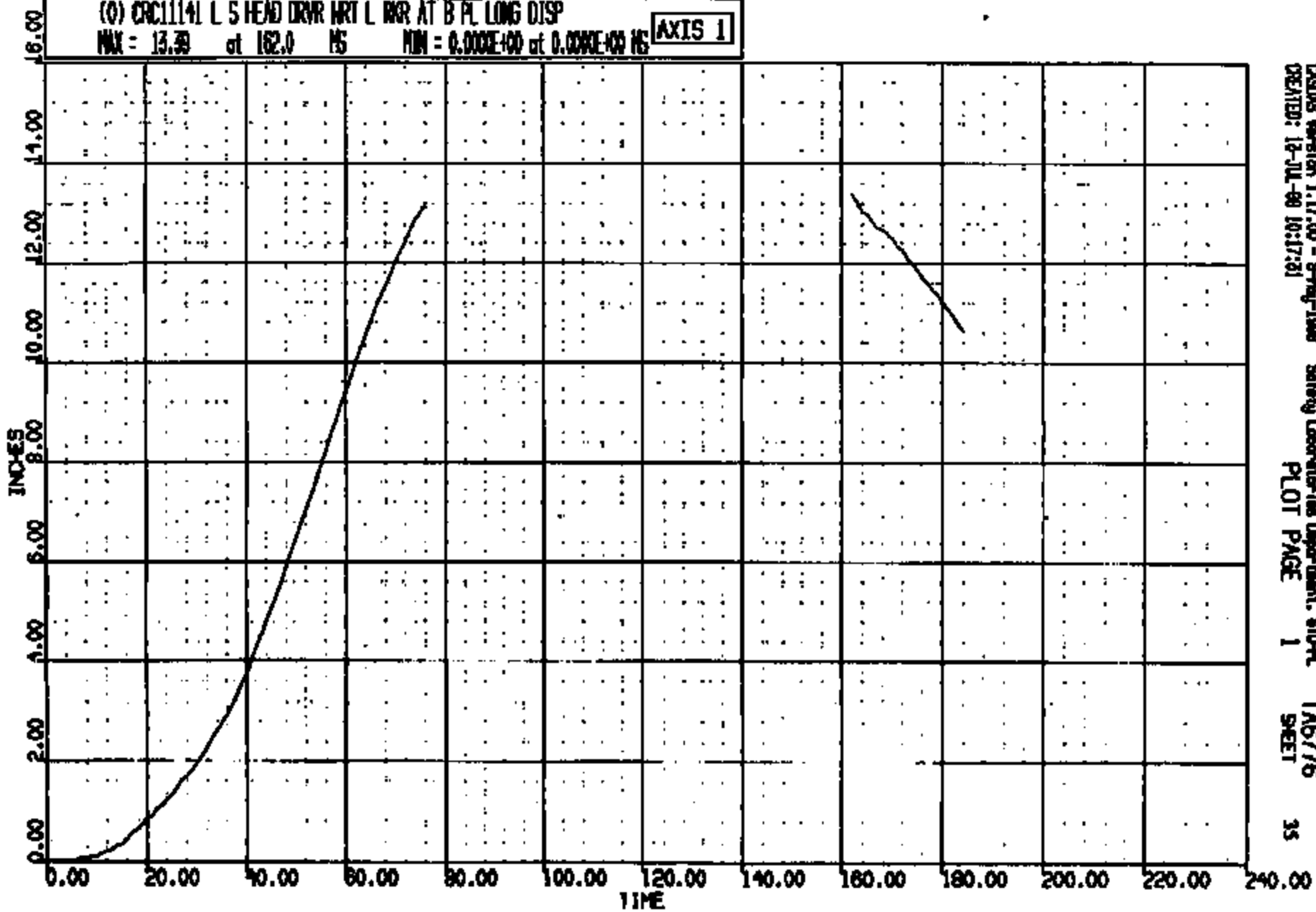
CRSIS Version 1.17.00 - 8-May-2008
CREATED: 10-Jul-98 11:38:44

Safety Laboratory Department, 610-A
PLOT PAGE 90

TAG776
SHEET

CR R: 11141 TO: TAG776 DATE: 990710 10:20:12
2000 D-198

(0) CRC11141 L 5 HEAD DRVR WRT L RWR AT B PL LONG DISP
MAX = 13.39 at 162.0 MS MIN = 0.000E+00 at 0.000E+00 MS **AXIS 1**

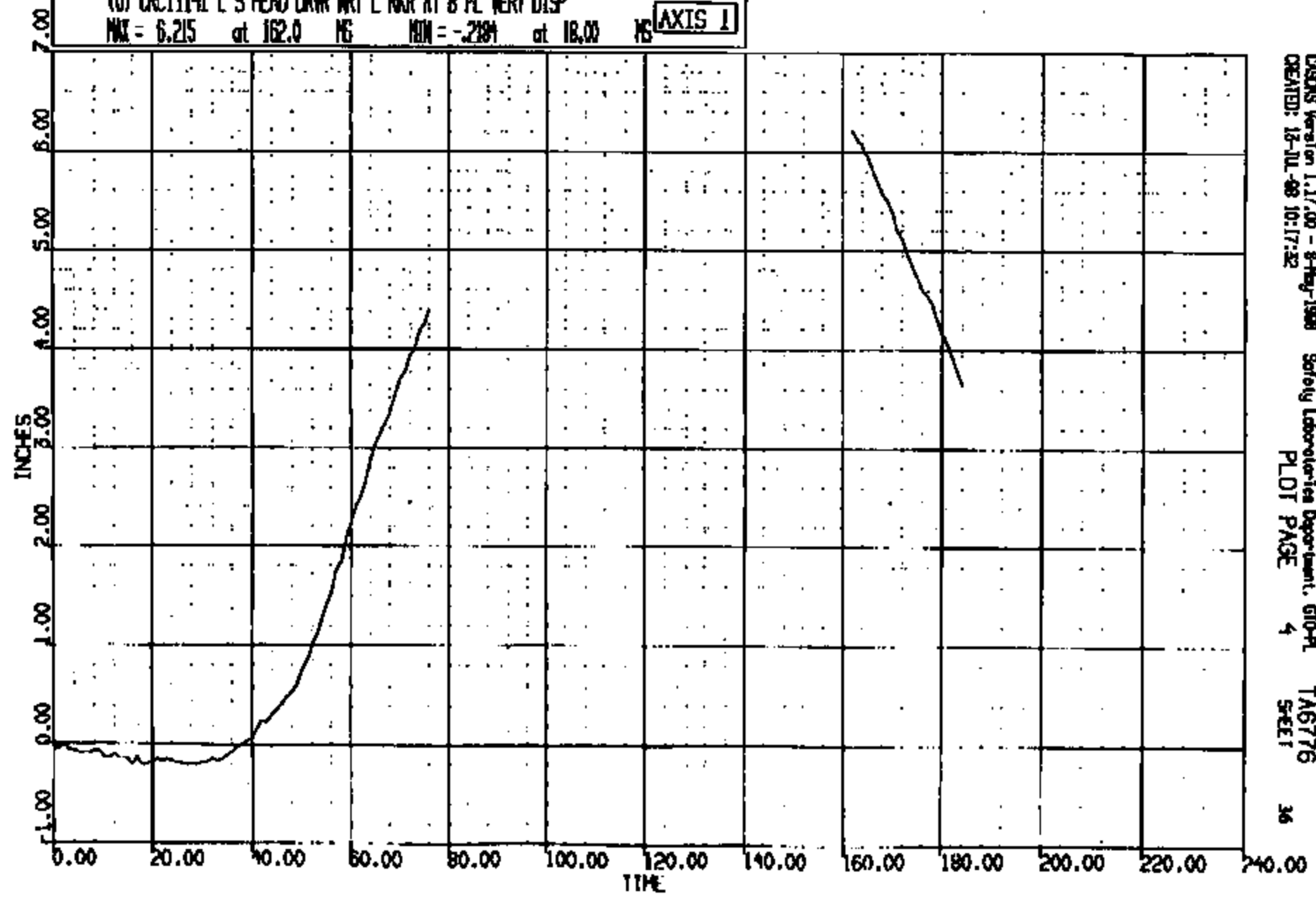


CRTS 001141

CRS015 Version 1.17.00 - 9-May-1999 Safety Laboratories Department, SMD-PL TAG776
CREATED: 12-JUL-99 10:17:31 PLOT PAGE 1 SHEET 35

CR R: 11141 TO: TA6776 DATE: 960710 10:30:12
8000 D-188

(0) CRC11141 L S HEAD DRVR WRT L RWR AT 8 PL VERT DISP
MAX = 6.215 at 162.0 MS MIN = -2.384 at 18.00 MS **AXIS 1**

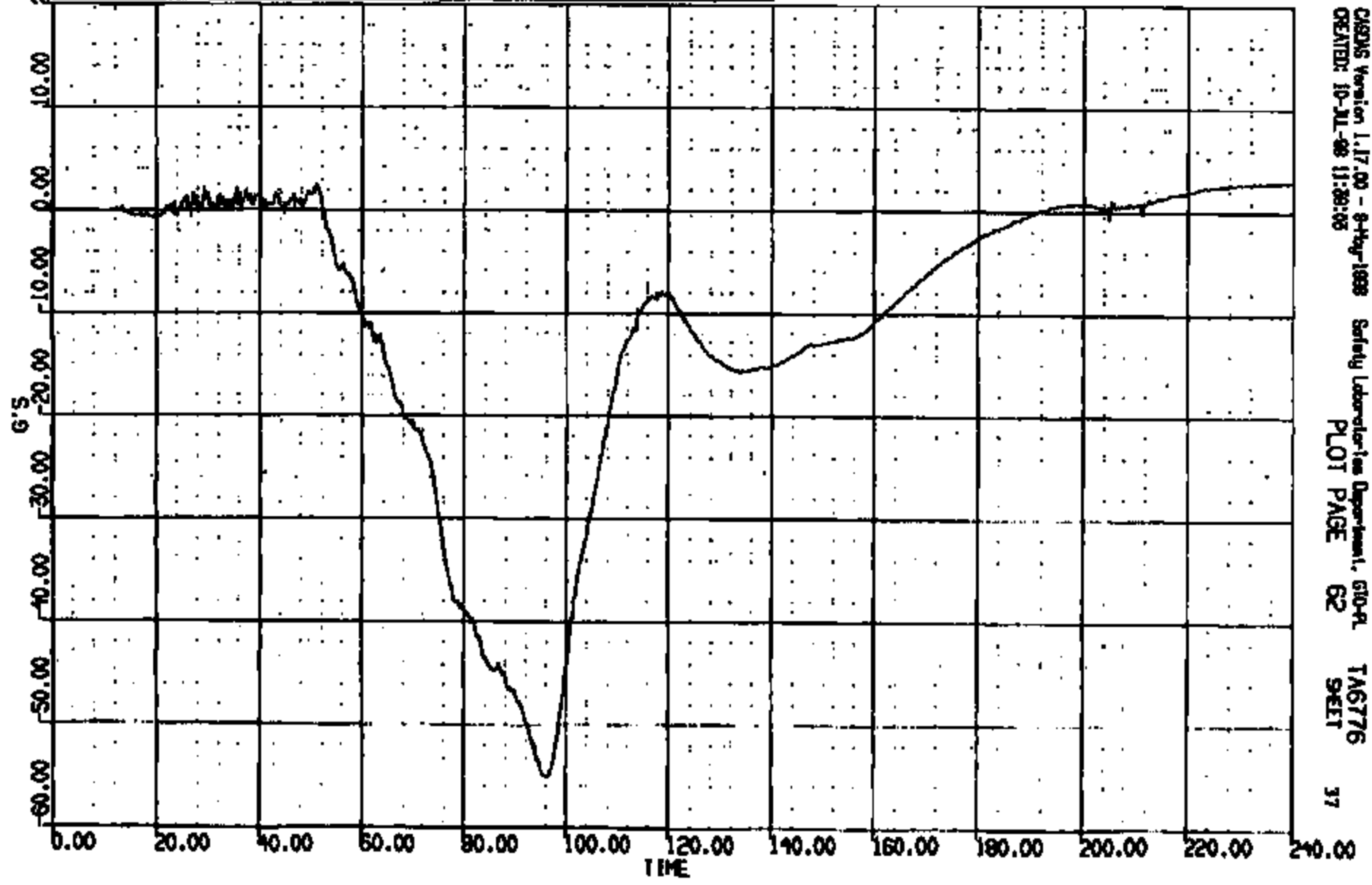


CRTS 0011141

CRDMS Version 1.17.00 - 8-May-1998 Safety Laboratories Department, G10-PL
CREATED: 12-JUL-98 10:17:32 PLOT PAGE 4 TA6776
36

CR N: 11141 TO: TAG776 DATE: 980710 10:30:12
2000 D-186

(25) CR11141T R/F DUMMY HEAD C.G. LONG 1000C
MAX = 2.995 at 230.9 MS MIN = -55.24 at 96.56 MS [AXIS 1]

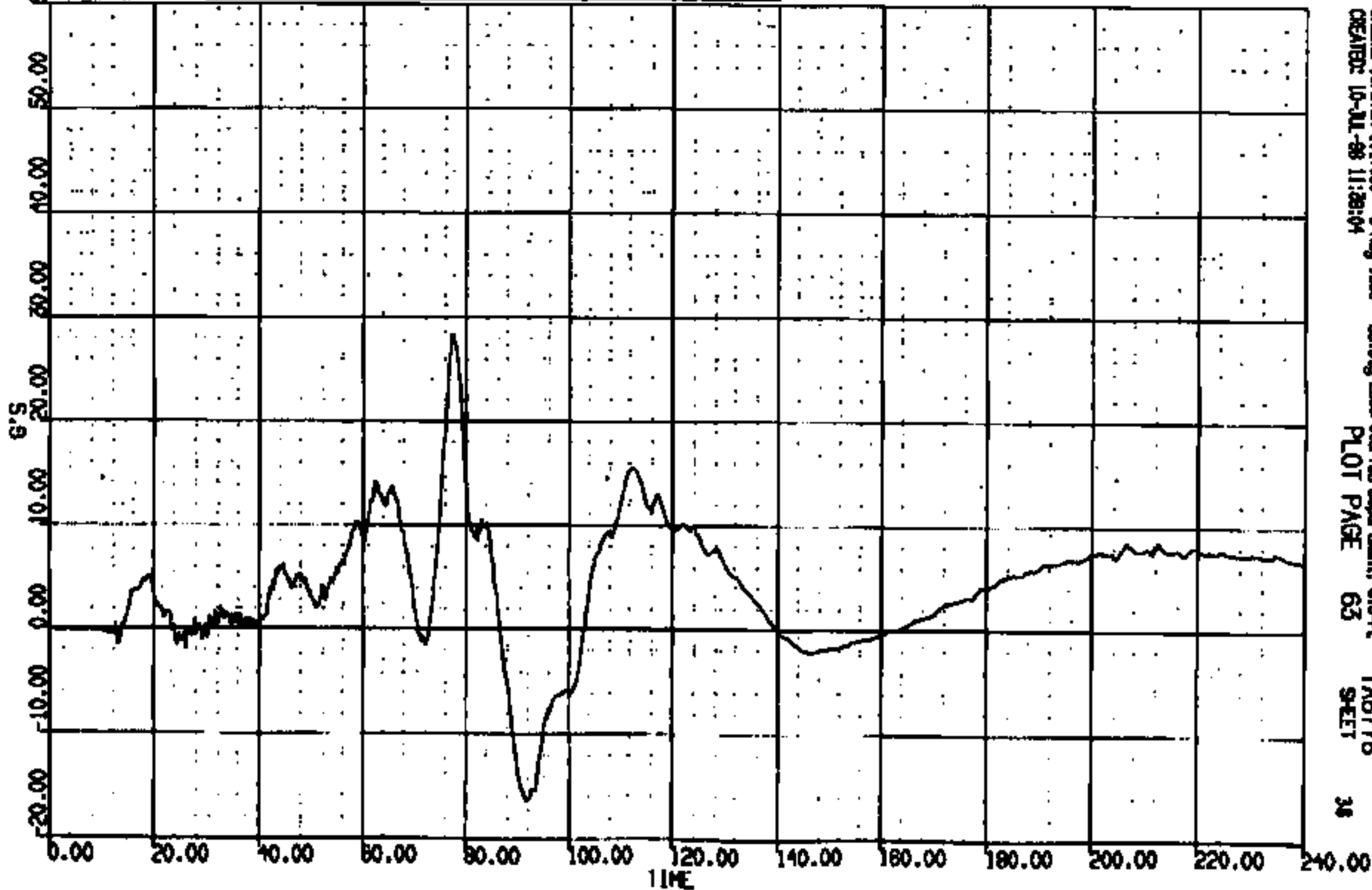


CRS05 Version 1.17.00 - 9-May-1998 Safety Laboratory Department, GPO-PL TAG776
CREATED: 10-JUL-98 11:39:03 PLOT PAGE 62 SHEET 37

CRIS 001141

CR R: 11141 TO: TAB776 DATE: 980710 10:30:12
2000 0-198

(26) CR11141T R/F DUMMY HEAD C.G. VERT 1000C
MAX = 28.37 at 77.60 HS MIN = -16.40 at 91.68 HS **AXIS 1**

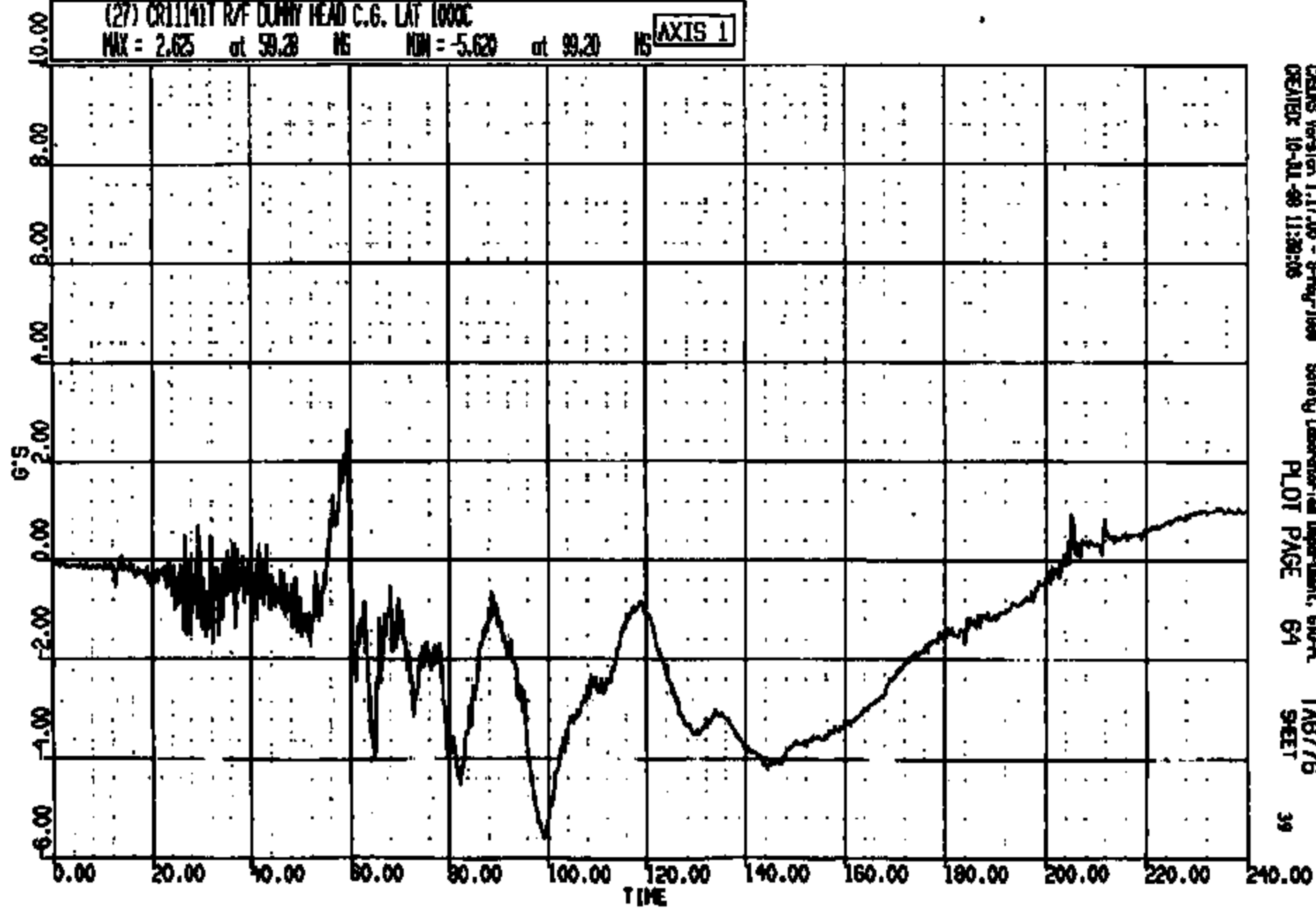


CRS06 Version 1.17.00 - 8-May-1998 Safety Laboratories Department, 610-PL
CREATED: 10-JUL-98 11:28:04 PLOT PAGE 63 SHEET 38

CRIS 001141

CR R: 11141 TO: TA6776 DATE: 990710 10:50:12
2000 D-188

(27) CR11141T R/F DUMMY HEAD C.G. LAT 1000C
MAX = 2.625 at 59.28 NS MIN = -5.620 at 99.20 NS **AXIS 1**

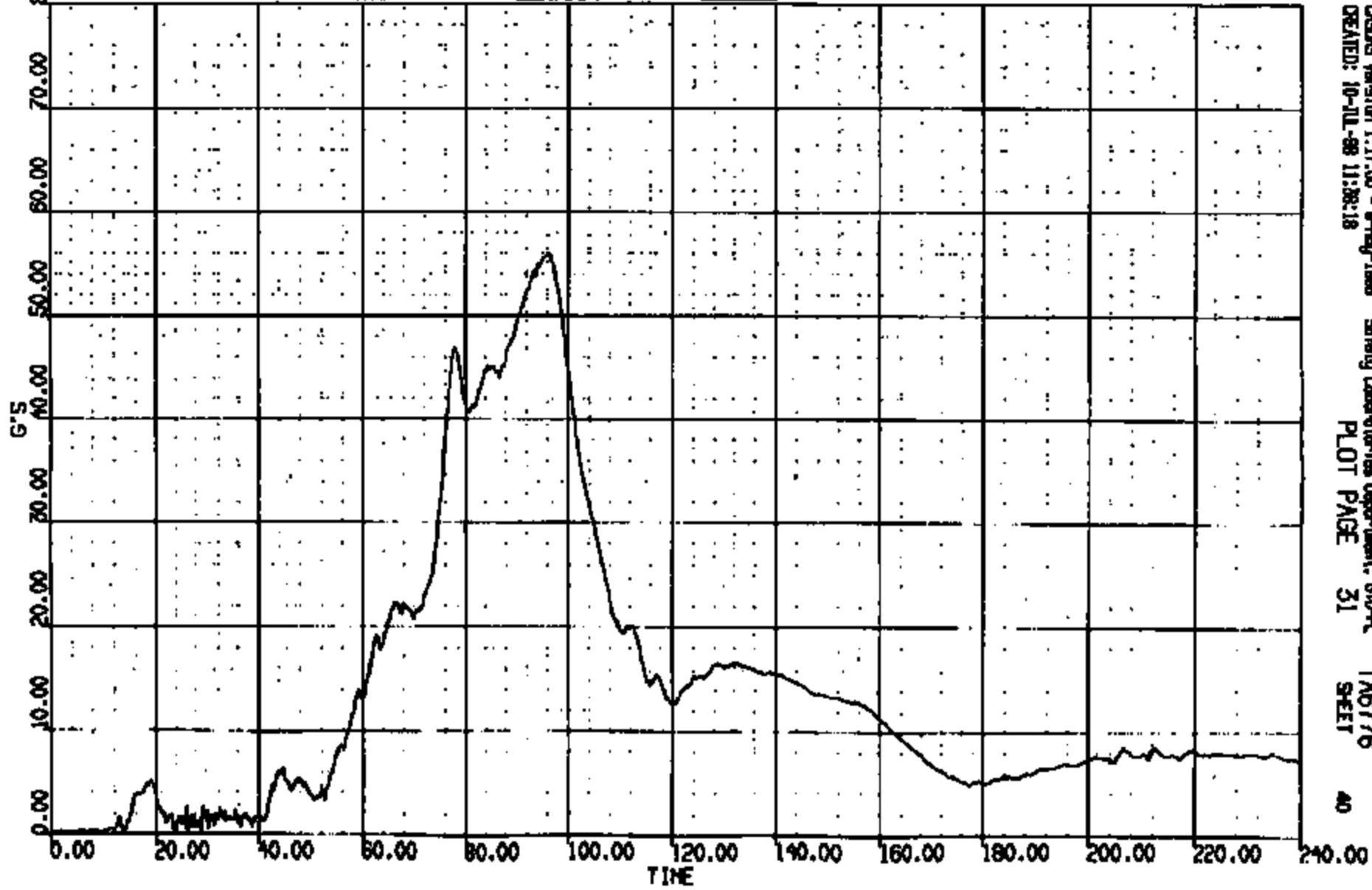


CRDS Version 1.17.00 - 8-May-1999 Safety Laboratory Department, 610-PL TA6776
CREATED 10-01-99 11:38:06 PLOT PAGE 64 SHEET 39

CR11141

TIME TO: TA6776 DATE: 880710 10:30:12
 FROM: 11141
 TIME: 0418.0 DURA: 240.0 T1/T2: 72.0 // 100.
 FROM: 0000.0 DURA: 88.0 T1/T2: 72.0 // 100.
 TIME: 0000.0 DURA: 15.0 T1/T2: 85.0 // 99.0

(10005) OR1141T R/F DUFFY HEAD C.G. RES 1000
 MAX = 55.88 at 95.08 MS MIN = 0.1345 at 0.5810 MS **AXIS 1**

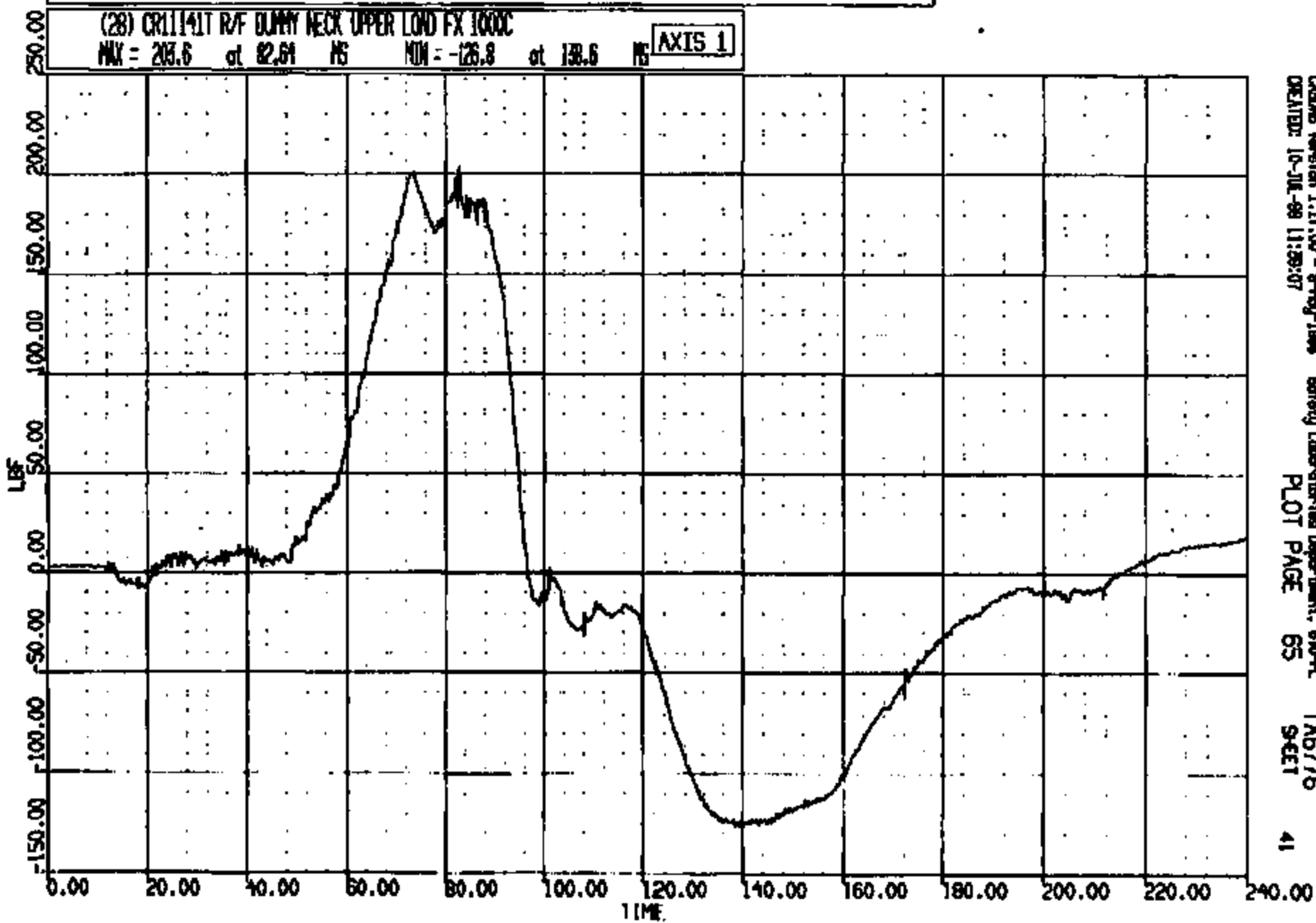


CASMS Version 1.17.00 - 6-May-1988 Safety Laboratories Department, 610-PL TA6776
 CREATED: 10-JUL-88 11:28:18 PLOT PAGE 31 SHEET 40

CRTS 001141

CR R: 11141 TO: TAB776 DATE: 990710 10:30:12
2000 D-186

(28) CR11141T R/F DUMMY NECK UPPER LOAD FX 1000C
MAX = 203.6 at 82.61 MS MIN = -126.8 at 138.6 MS **AXIS 1**



CRSMS Version 1.17.00 - 8-May-1998 Safety Laboratories Department, 610-PL
CREATED: 10-JUL-99 11:28:07
PLOT PAGE 65
TAB776
SHEET 41

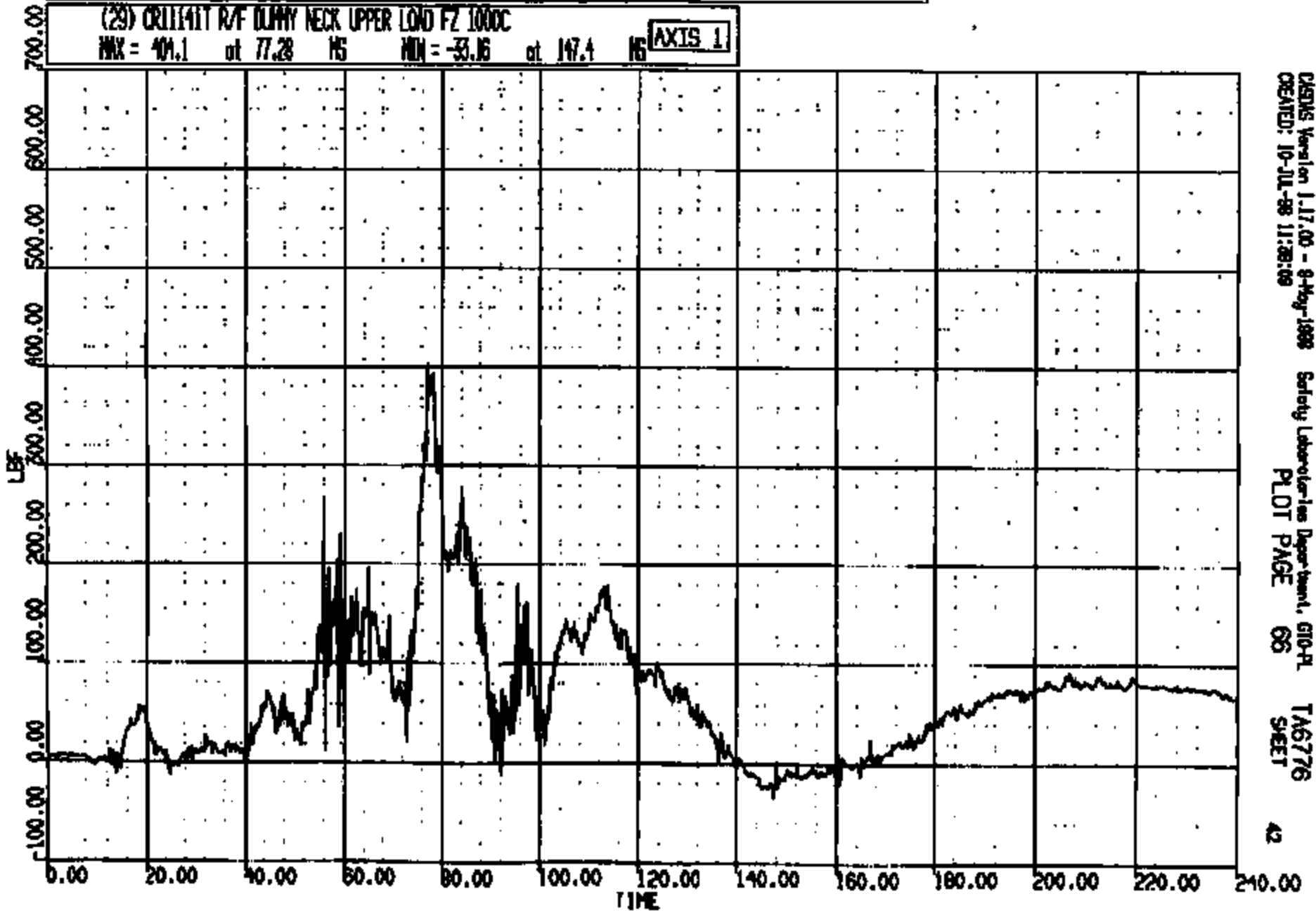
CR11141

CR R: 11141 TO: TA6778 DATE: 880710 10:30:12
2000 D-188

(29) CR11141T R/F DUMMY NECK UPPER LOAD FZ 1000C

MAX = 401.1 at 77.28 MS MIN = -33.16 at 147.4 MS

AXIS 1



CRS Version 1.17.00 - 8-May-1988
CREATED: 10-JUL-88 11:28:09

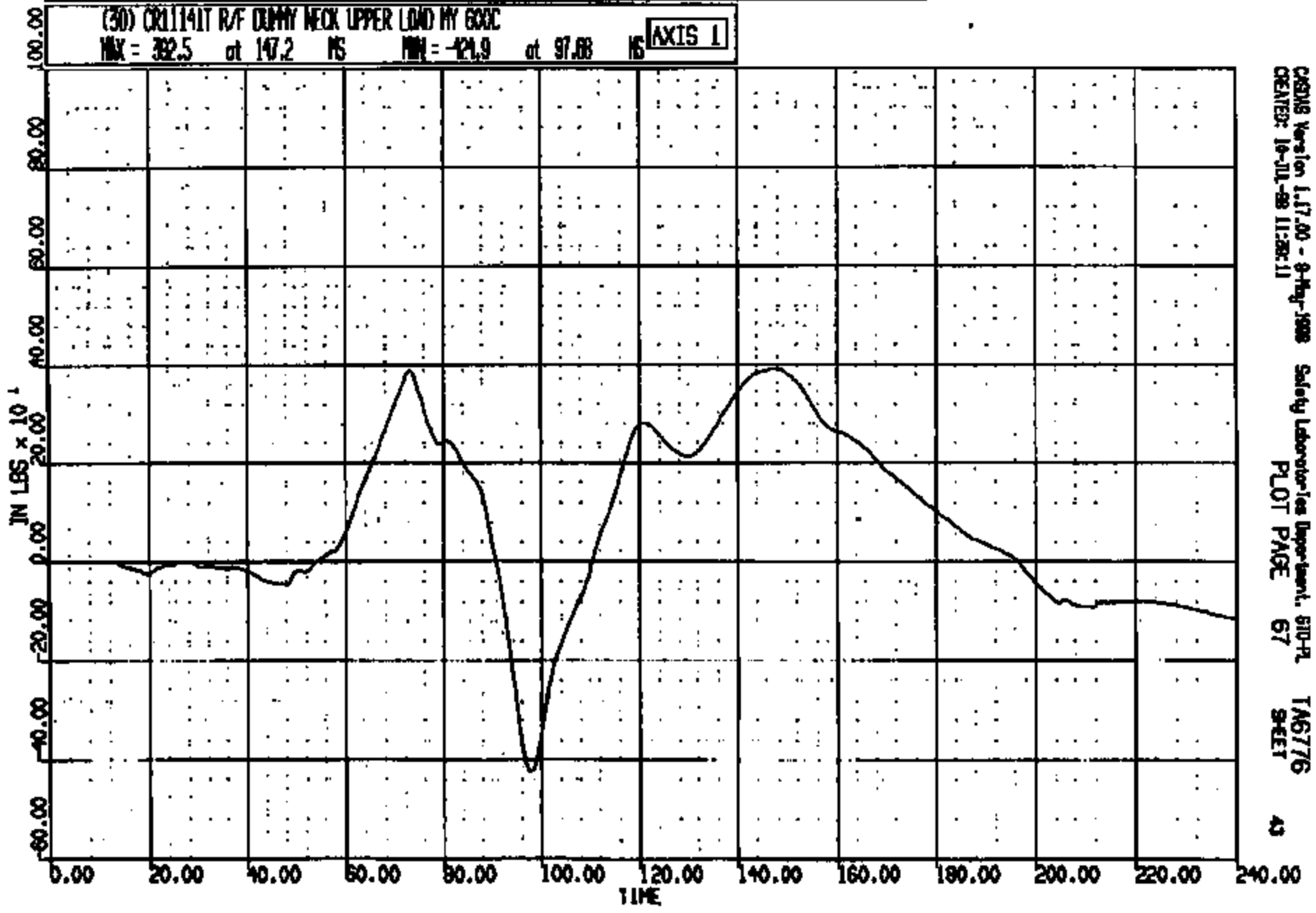
Safety Laboratories Department, G10-PL
PLOT PAGE 65

TA6778
SHEET

CRIS 001141

RUN R: 11141 TO: TAB776 DATE: 980710 10:30:12
R000 D-188

(30) CR11141T R/F DUMMY NECK UPPER LOAD MY 600C
MAX = 332.5 at 147.2 MS MIN = -421.9 at 97.68 MS **AXIS 1**



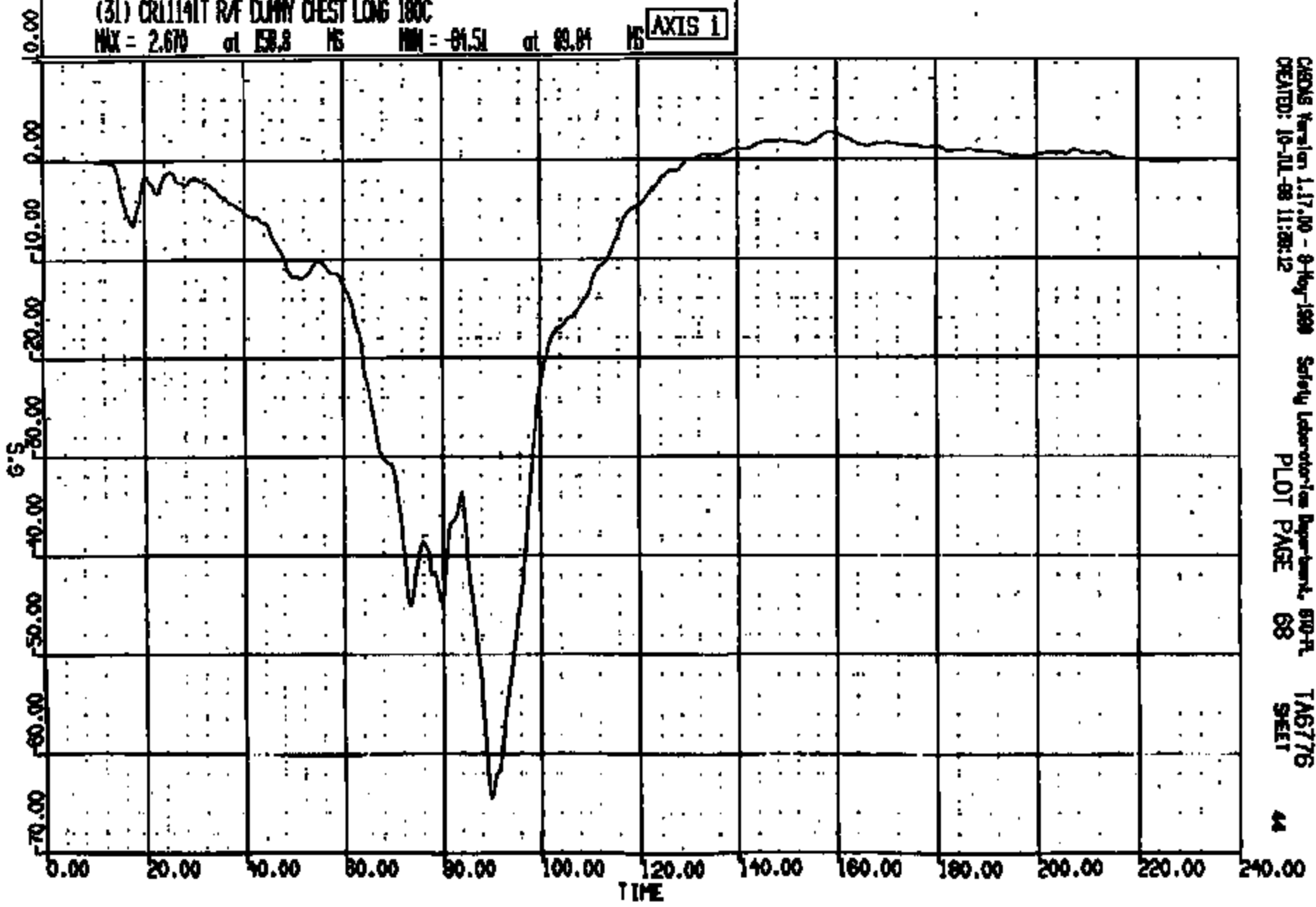
CRSNG Version 1.17.00 - 9-May-1998 Safety Laboratory, Inc. Department, 610-PL T16776
CREATED: 10-JUL-98 11:28:11 PLOT PAGE 67 SHEET 43

CRIS 001141

CR R: 11141 TO: TAB778 DATE: 890710 10:30:12
2000 D-188

(3) CR1141T RF DUMMY CHEST LONG 180C
MAX = 2.670 at 158.8 MS MIN = -84.51 at 89.84 MS

AXIS 1



CRS Version 1.17.00 - 9-May-1989 Safety Laboratory Department, BTPA
CREATED: 10-JUL-88 11:28:12 PLOT PAGE 68 SHEET 44

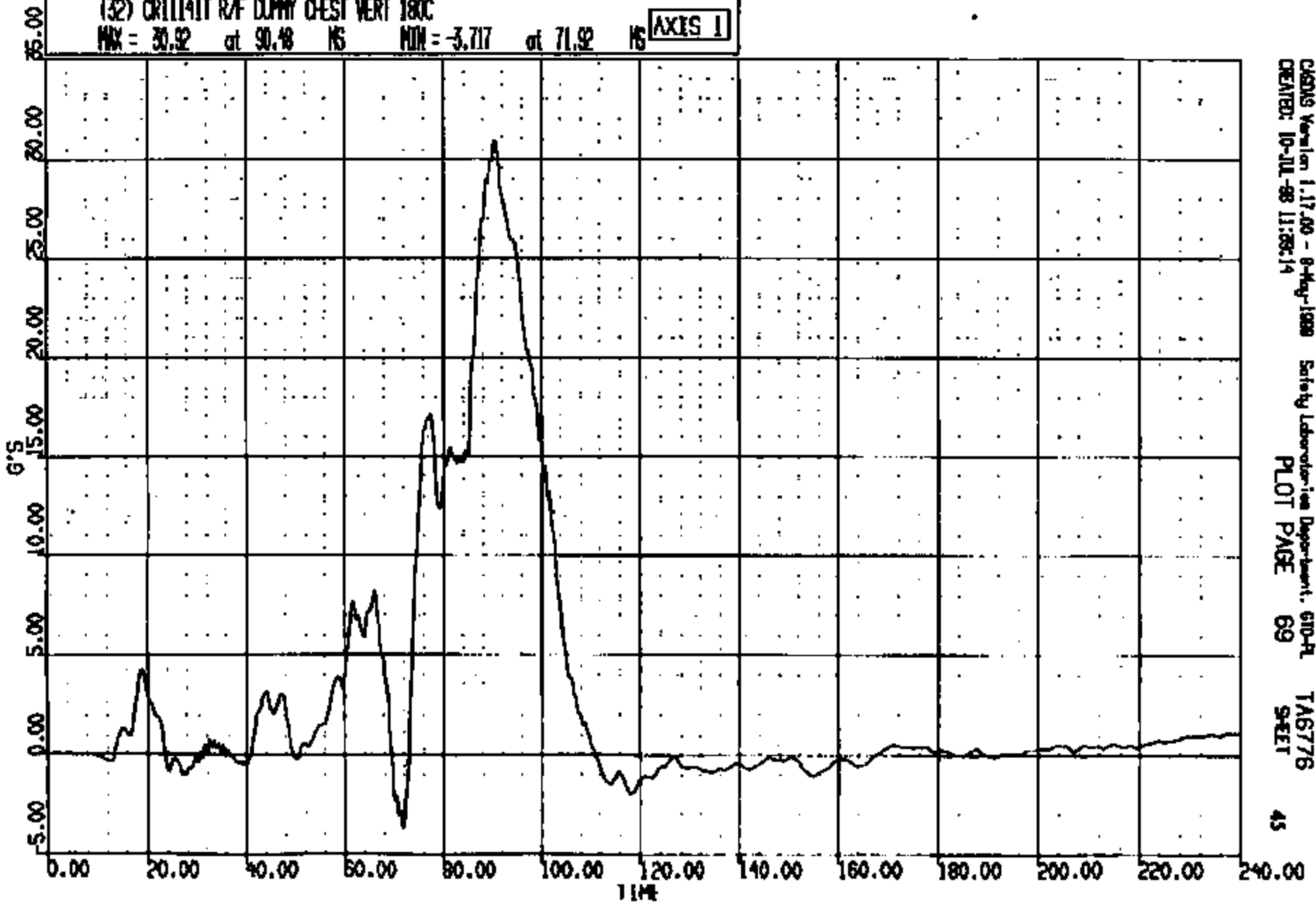
CRIS 001141

CR R: 11141 TO: TAB776 DATE: 990710 10:30:12
2000 D-186

(32) CR11141T R/F DUMMY CHEST VERT 180C

MAX = 30.92 at 90.48 MS MIN = -3.717 at 71.92 MS

AXIS 1



CRS09 Version 1.17.00 - 8-May-1999
CREATED: 10-JUL-98 11:28:14

Safety Laboratory Department, 610-PL
PLOT PAGE 69

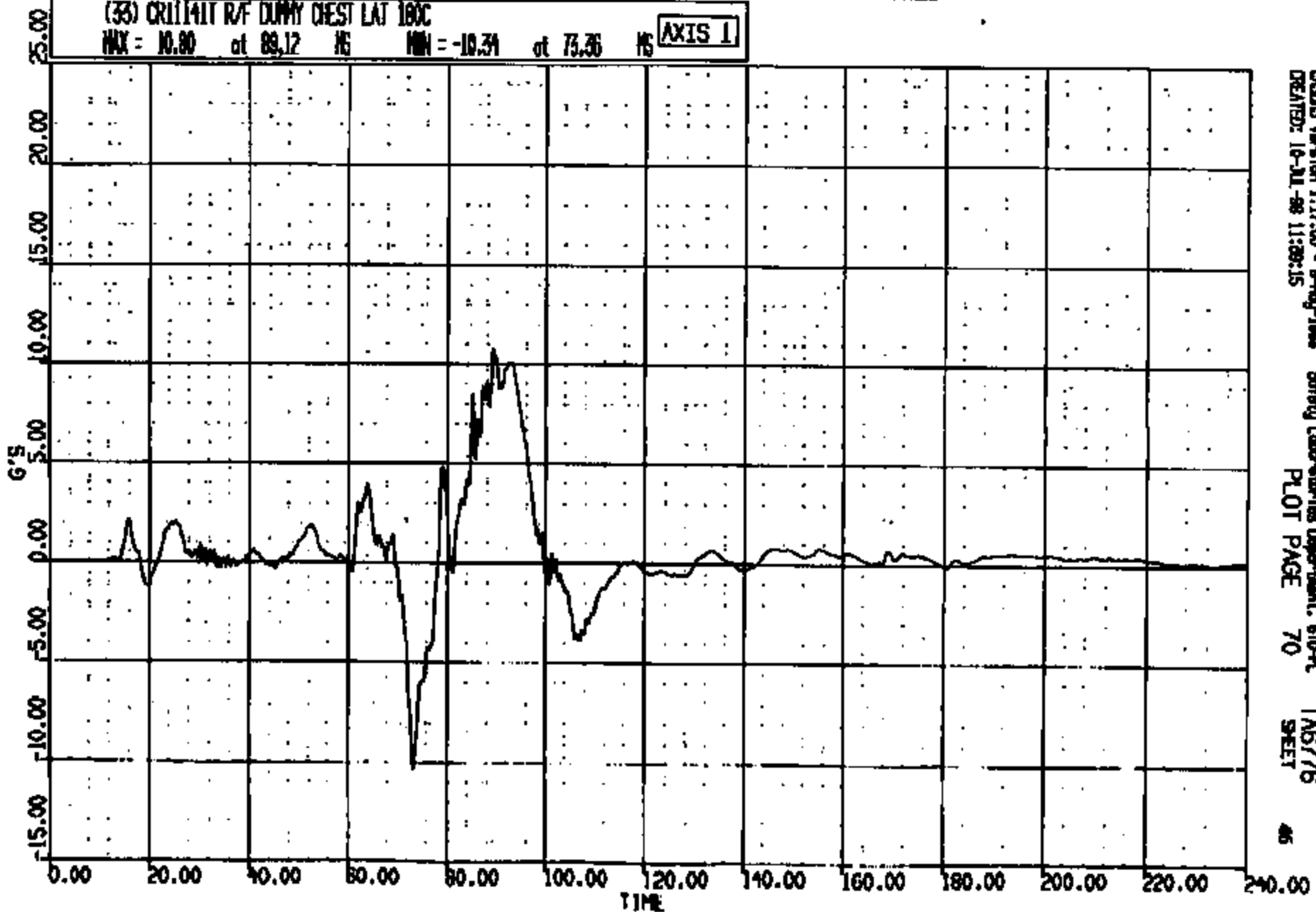
TAB776
SHEET

45

CRIS 0011141

CR #: 11141 TO: TA6776 DATE: 880710 10:50:12
8000 D-188

(33) CR1141T R/F DUMMY CHEST LAT 180C
MAX = 10.80 at 89.12 MS MIN = -10.34 at 73.36 MS **AXIS 1**



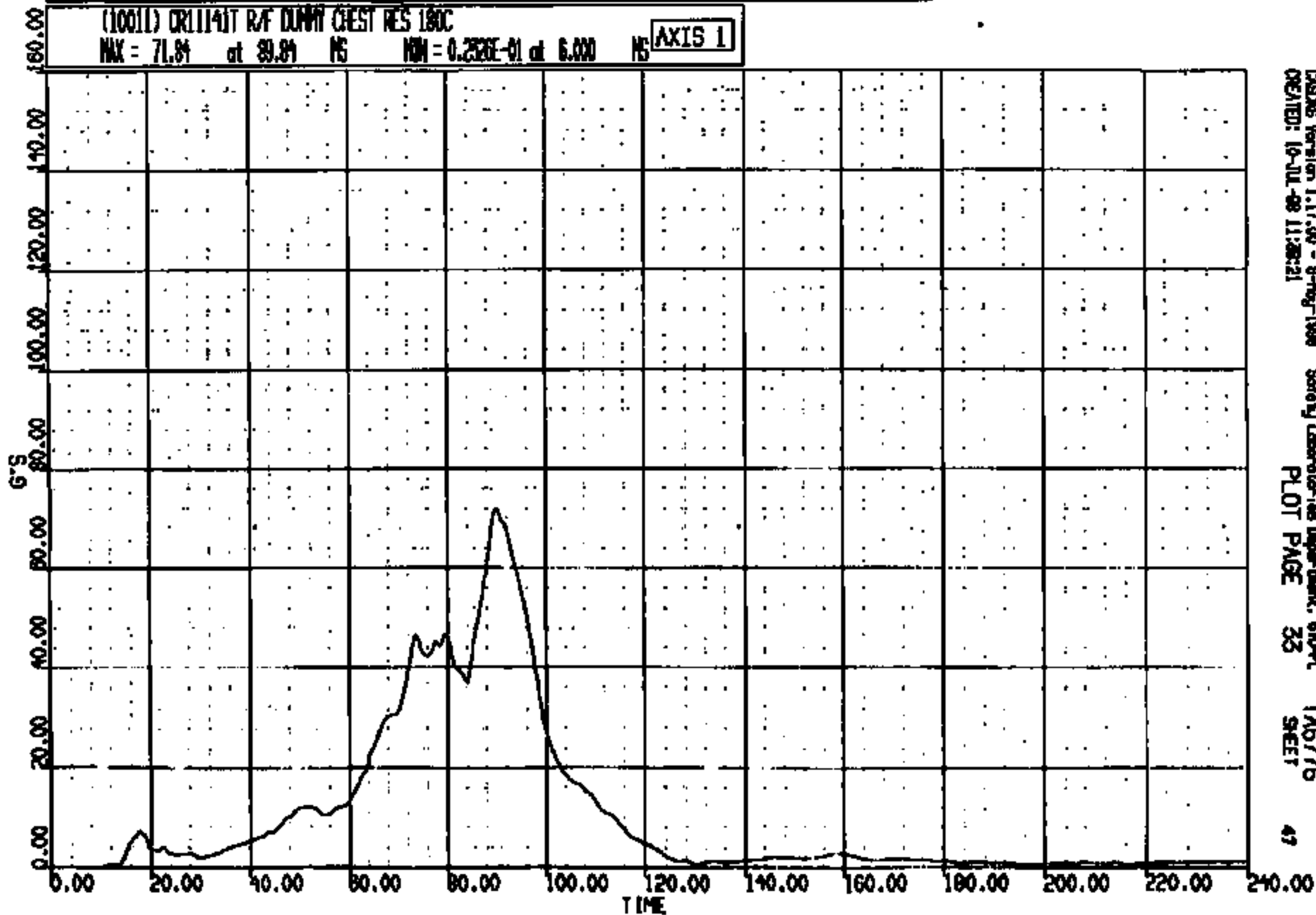
CRSIS Version 1.17.00 - 8-May-1988 Safety Laboratories Department, 610-PL
CREATED: 16-JUL-88 11:29:35 PLOT PAGE 70 SHEET 46

CRIS 001141

CR R: 11141 TO: TA6776 DATE: 980710 10:30:12
2000 D-180
CUMDUR = 67.841 Duration time = 2.9999

(10011) CR11141T R/F DUMPT CHEST RES 180C
MAX = 71.84 at 89.84 NS MIN = 0.232E-01 at 6.000 NS

AXIS 1

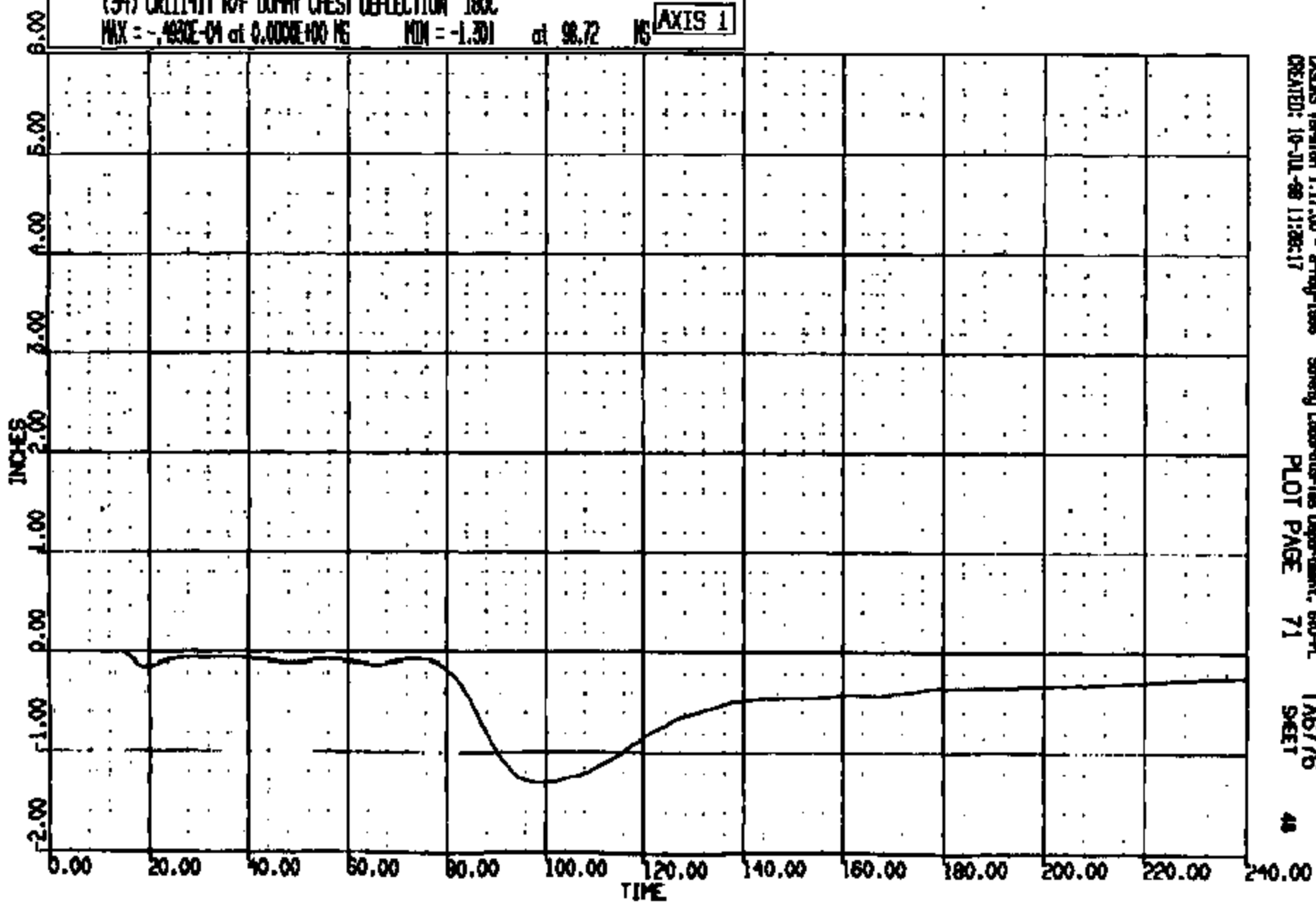


CASMS Version 1.17.00 - 8-Aug-1998 Safety Laboratories Department, 610-PL
CREATED: 10-JUL-98 11:28:21 PLOT PAGE 33 TA6776 SHEET 47

CRIS 001141

CR R: 11141 TO: TAB776 DATE: 890710 10:50:12
2000 0-166

(34) CR11141T R/F DUMMY CHEST DEFLECTION 180C
MAX = -.4930E-04 at 0.0000E+00 MS MIN = -1.301 at 98.72 MS **AXIS 1**

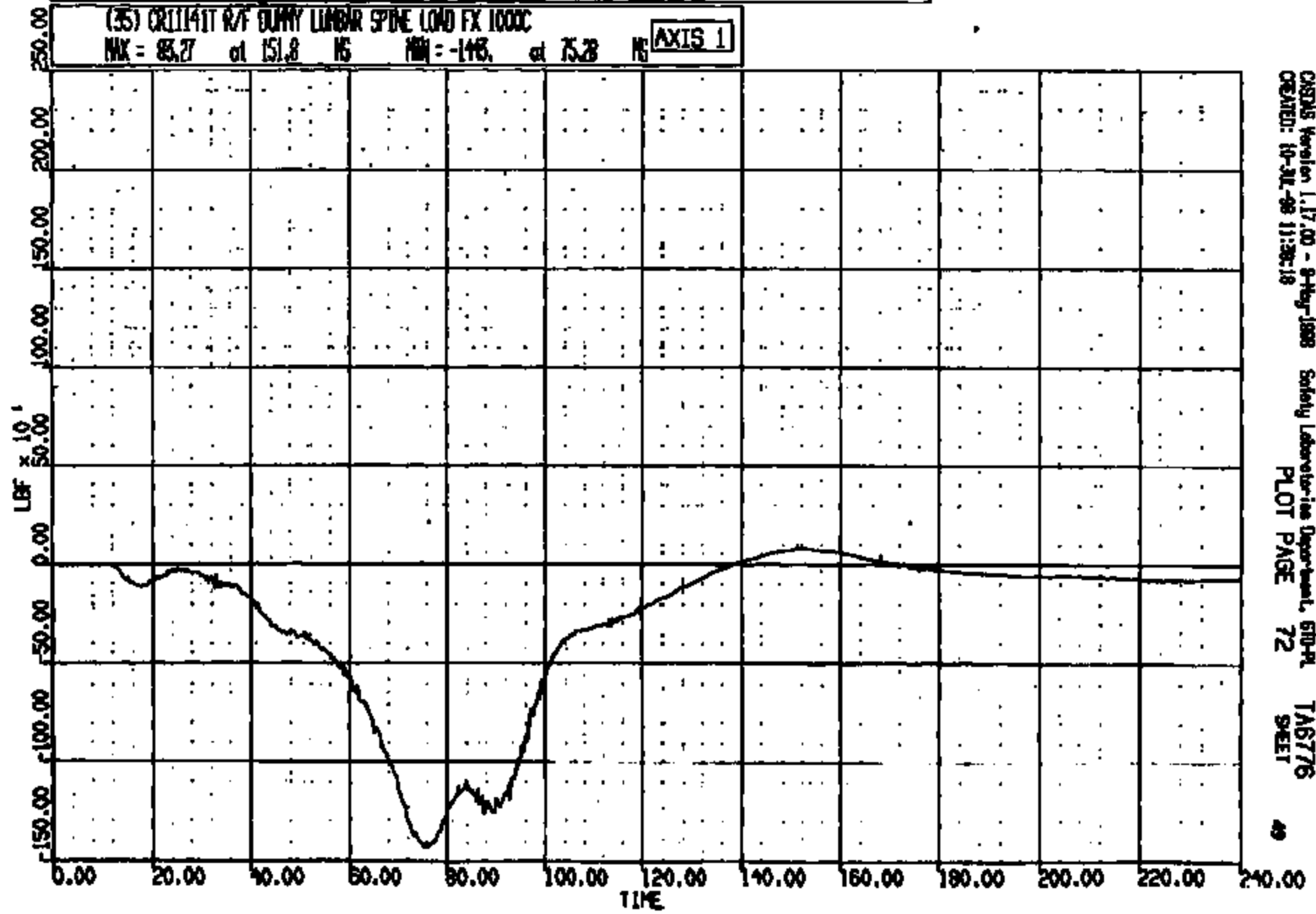


PCSNIS Version 1.17.00 - 8-May-1988 Safety Laboratories Department, 680-PL TAB776
CREATED: 10-JUL-89 11:28:17 PLOT PAGE 71 SHEET 48

CRTS 0011141

CR R: 11141 TO: TA6776 DATE: 990710 10:50:12
R000 D-186

(35) CR11141T R/F DUMMY LUMBAR SPINE LOAD FX 1000C
MAX = 83.27 at 151.8 NS MIN = -146.3 at 75.28 NS **AXIS 1**

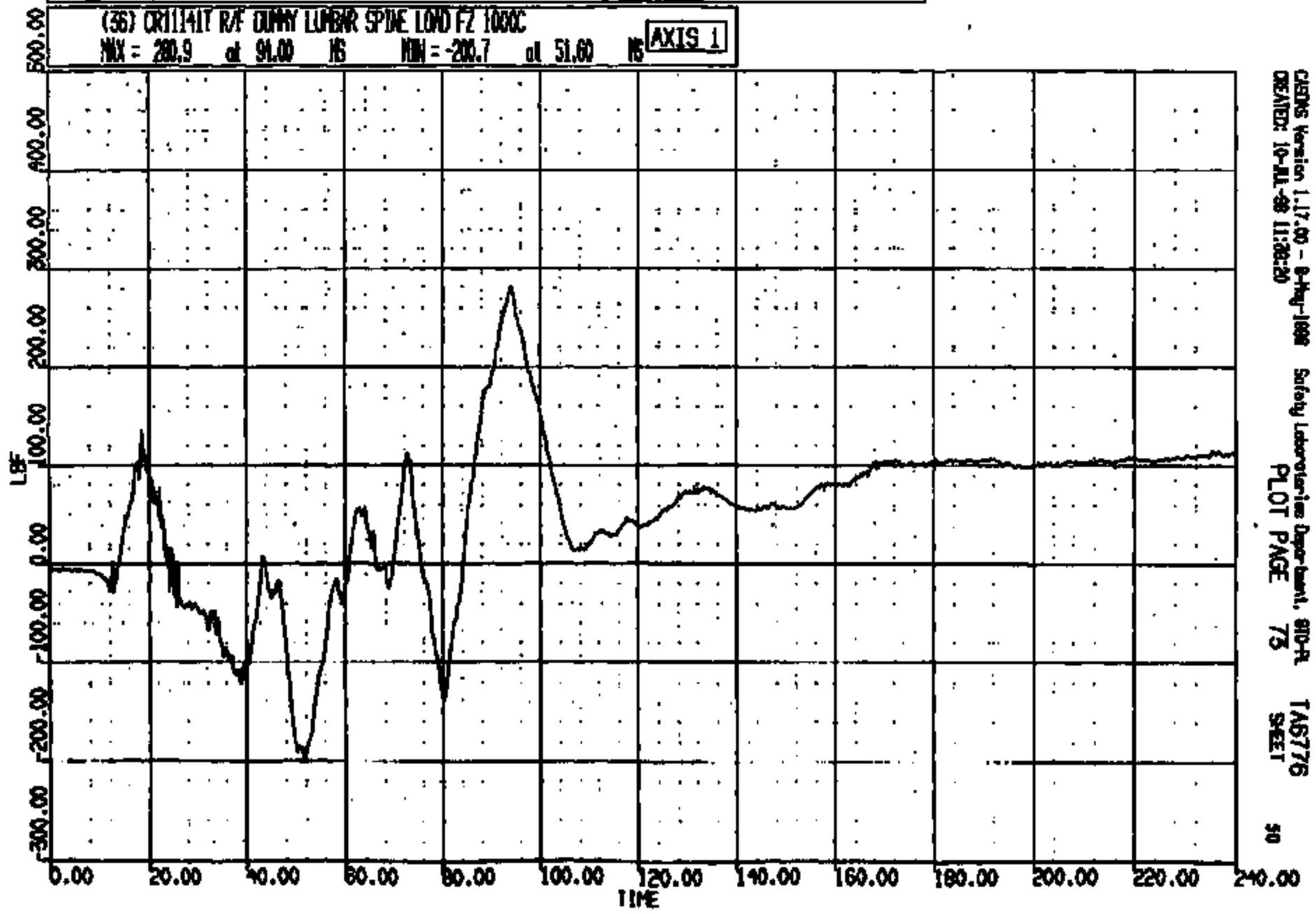


CRSIS Version 1.17.00 - 9-May-1998 Safety Laboratory Department, 6th Fl. TA6776
CREATED: 10-JUL-98 11:38:18 PLOT PAGE 72 SHEET 49

CRIS 001141

CR R: 11141 TO: TAB776 DATE: 880710 10:30:12
2000 D-180

(36) CR111417 R/F DUMMY LUMBAR SPINE LOAD FZ 1000C
MAX = 280.9 at 91.00 NS MIN = -200.7 at 51.00 NS **AXIS 1**

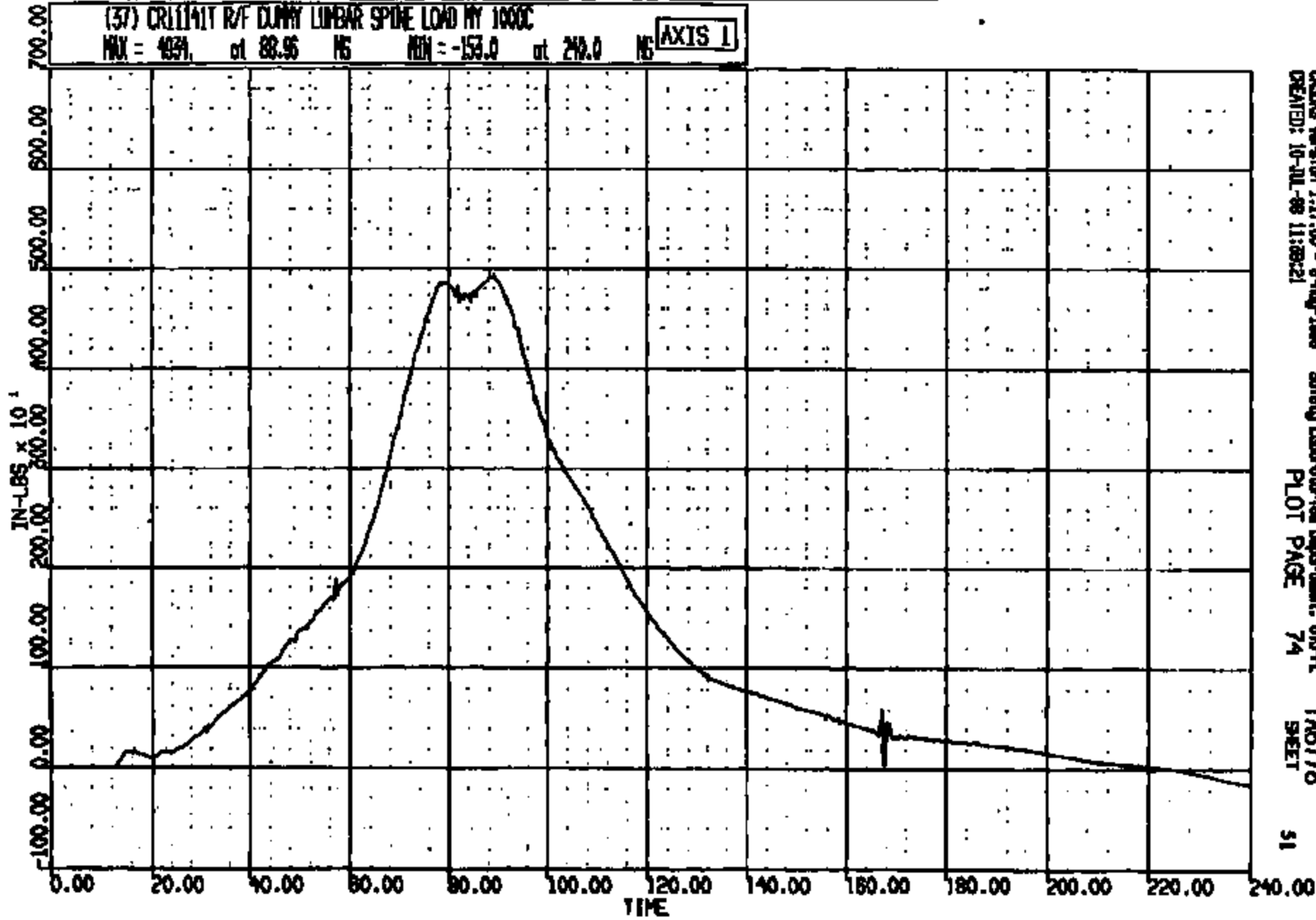


CRS Version 1.17.00 - 8-May-1998 Safety Laboratories Department, 810-PL
CREATED: 10-JUL-98 11:38:20 PLOT PAGE 75 TAB776 SHEET 50

CRIS 001141

CR R: 11141 TO: TAG776 DATE: 990710 10:50:12
2000 D-198

(37) CR11141T R/F DUMMY LINBAR SPINE LOAD NY 1000C
MAX = 4034. at 88.96 NS MIN = -153.0 at 210.0 NS **AXIS 1**



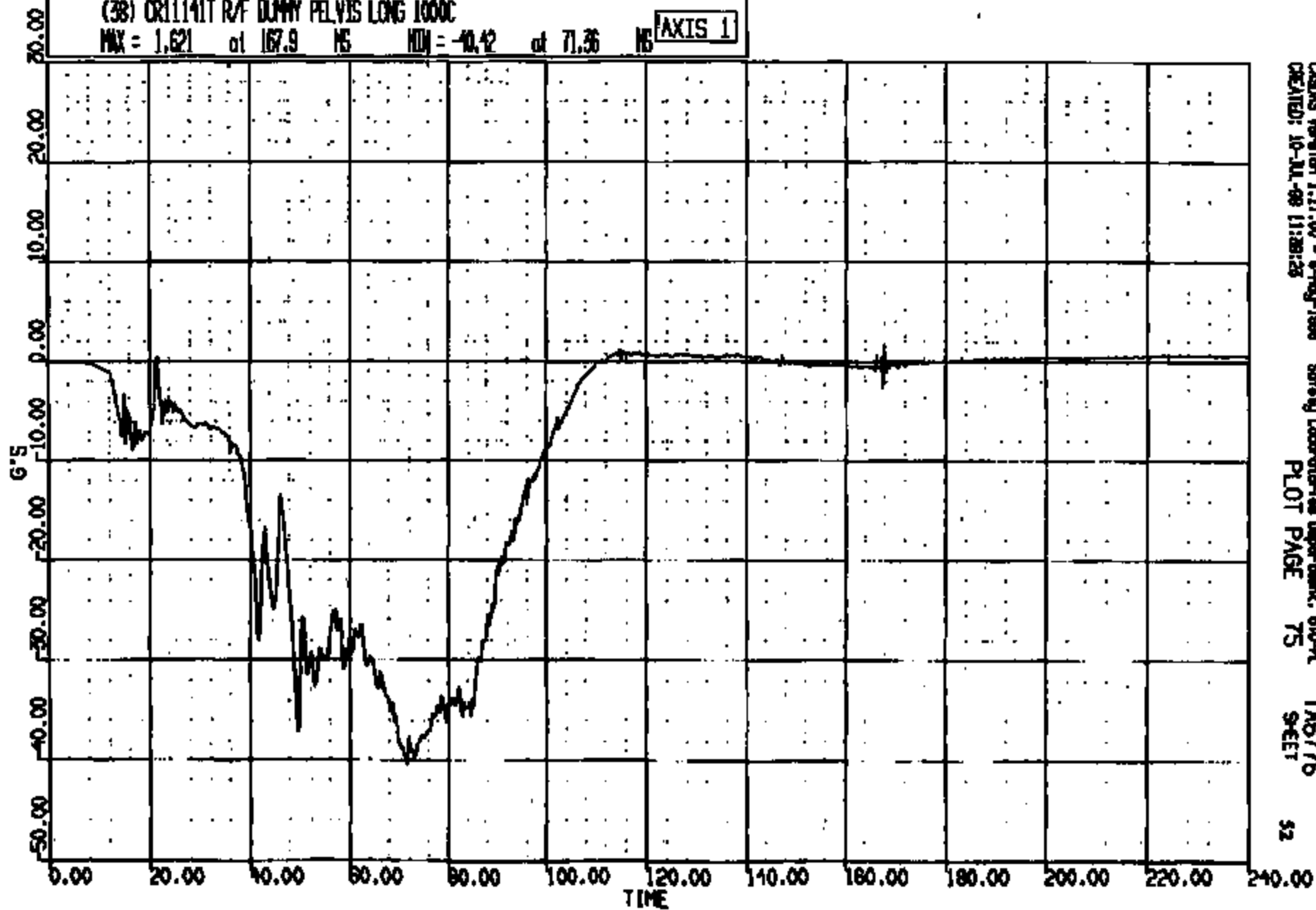
CASINS Version 1.17.00 - 8-May-1999 Safety Laboratory Department, GR-FH TAG776
CREATED: 10-JUL-99 11:08:21 PLOT PAGE 74 SHEET 51

CRTS 001141

CR R: 11141 TO: TA6776 DATE: 980710 10:30:12
2000 D-188

(38) CR11141T R/F DUMMY PELVIS LONG 1000C

MAX = 1.621 at 167.9 MS MIN = -40.42 at 71.36 MS AXIS 1



CAONS Version 1.17.00 - 9-May-1998
CREATED: 10-JUL-98 11:28:25

Safety Laboratories Department, 610-PL
PLOT PAGE 75

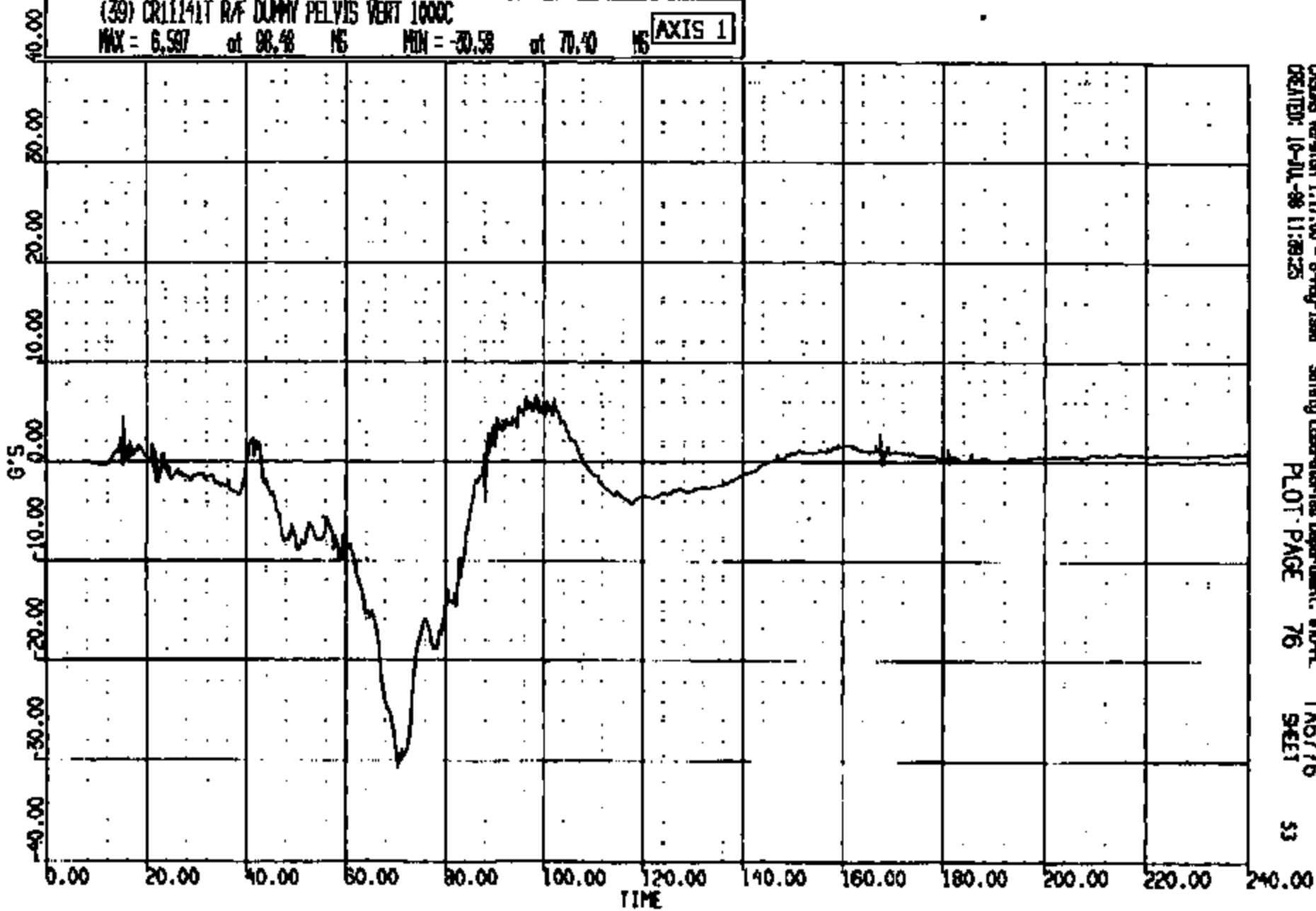
TA6776
9-SET

52

CRTS 001141

CR R: 11141 TO: TA6776 DATE: 980710 10:30:12
2000 D-185

(39) CR111411T R/F DUMMY PELVIS VERT 1000C
MAX = 6.597 at 98.48 NS MIN = -30.58 at 70.40 NS **AXIS 1**

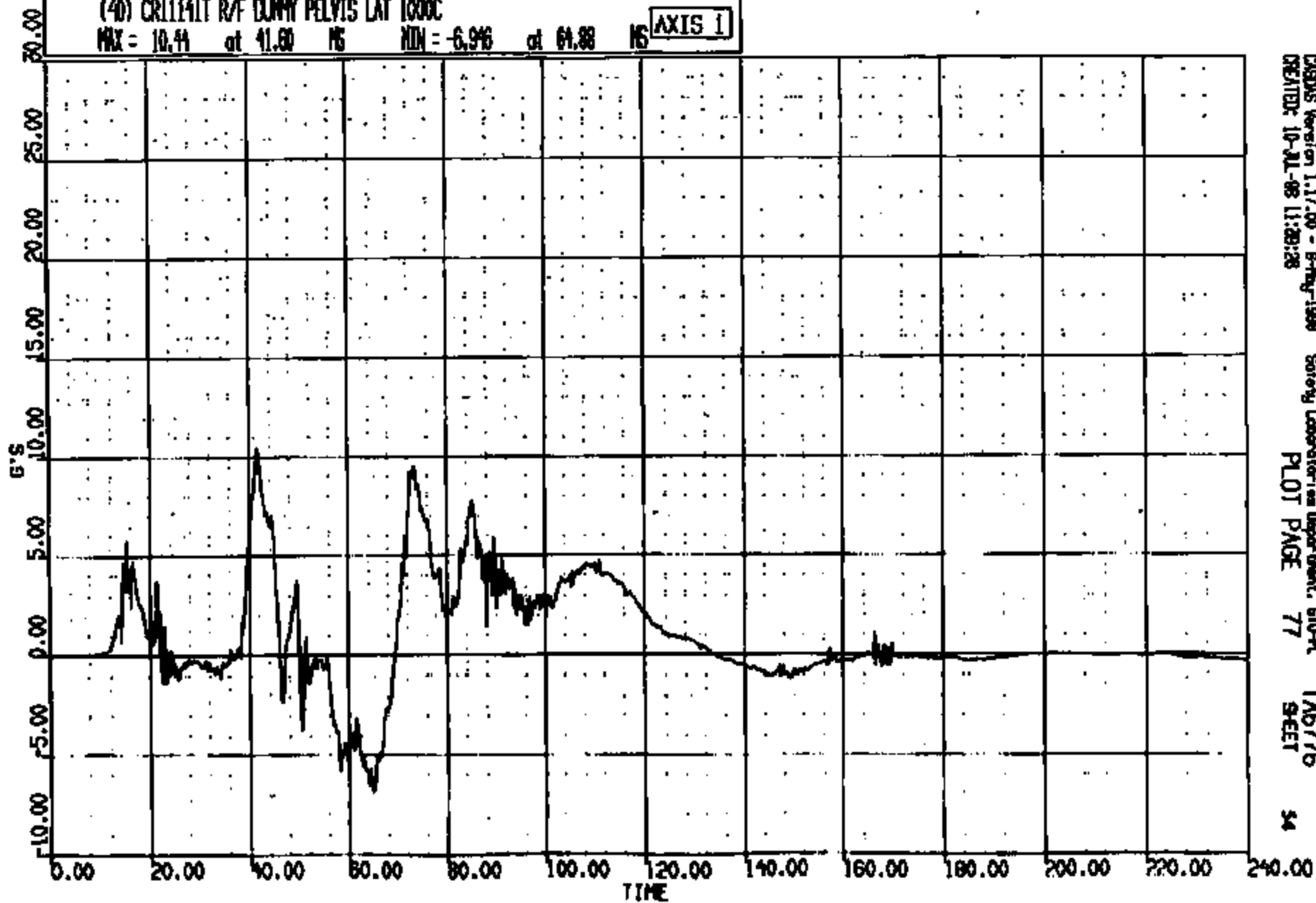


CRSWS Version 1.17.00 - 8-May-1988 Safety Laboratories Department, STD-R
CREATED: 10-JUL-98 11:28:25 PLOT PAGE 76 SHEET 53

CR11141

CR #: 11141 TO: TAB776 DATE: 980710 10:30:12
2000 D-188

(40) CR1141T R/F DUMMY PELVIS LAT 1000C
MAX = 10.44 at 41.80 MS MIN = -6.916 at 61.88 MS **AXIS 1**

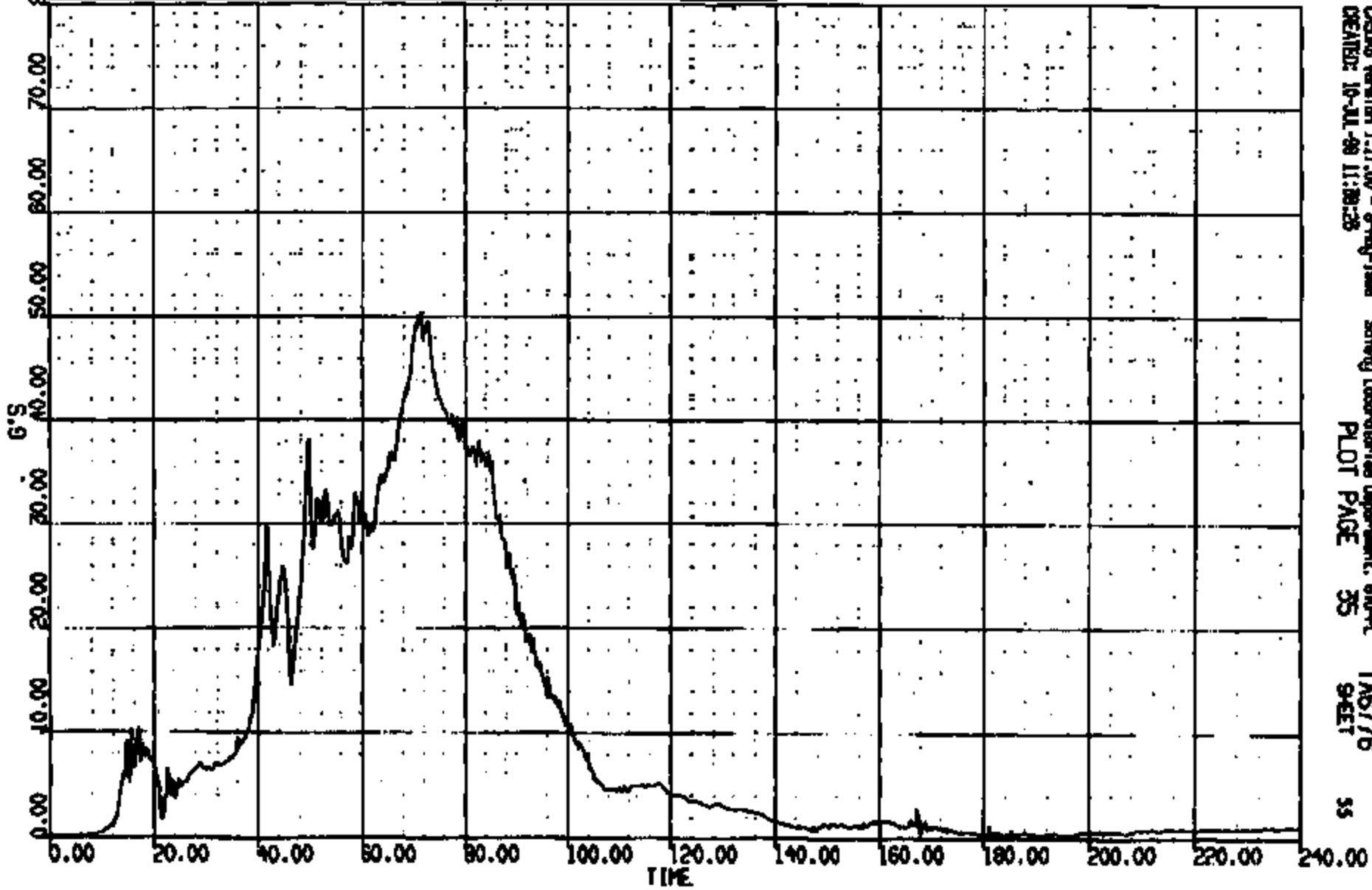


CRS05 Version 1.17.00 - 8-May-1998 Safety Laboratory Department, EIU-PL
CREATED: 10-JUL-98 11:28:28 PLOT PAGE 77 TA6776
54

CRTS 001141

CR R: 11141 TO: TAB778 DATE: 880710 10:30:12
2000 0-188

(10014) CR11141T R/F DUMMY PELVIS RES 1000C
MAX = 50.39 at 71.44 NS MIN = 0.4830E-01 at 0.6400 NS **AXIS 1**



GENIS Version 1.17.00 - 8-May-1988
CREATED: 10-JUL-88 11:38:28

Safety Laboratories Department, 610-PL
PLOT PAGE 35

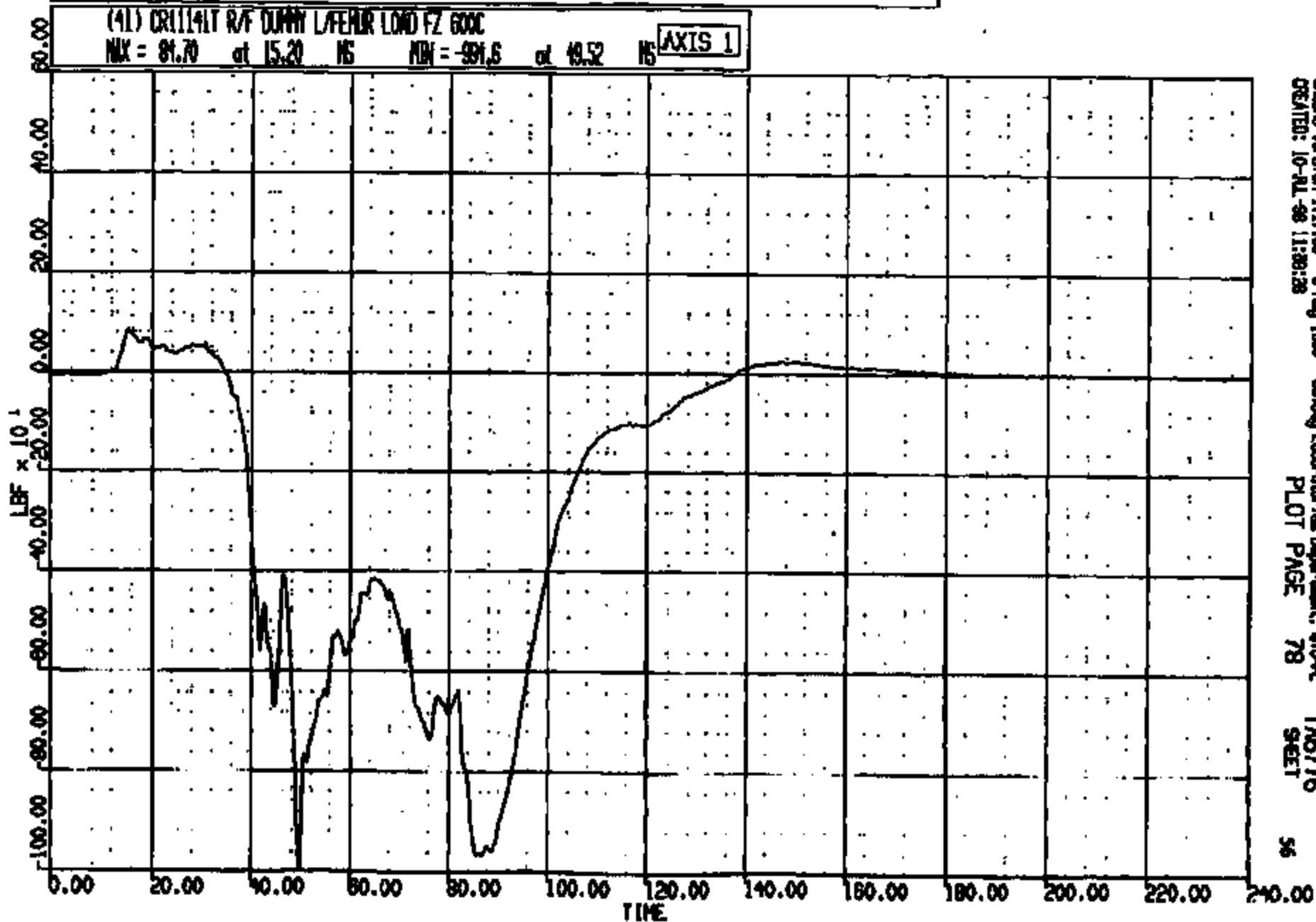
TAB778
SHEET

35

CRTS 0011141

CR R: 11141 TO: TA6776 DATE: 280710 10:30:12
2000 D-128

(41) CR11141T R/F DUMMY LATERAL LOAD FZ 600C
MAX = 81.70 at 15.20 MS MIN = -991.6 at 49.52 MS **AXIS 1**



CASMS Version 1.17.00 - 8-May-1988
CREATED: 10-AL-98 11:30:28

Safety Laboratories Department, 610-AL
PLOT PAGE 78

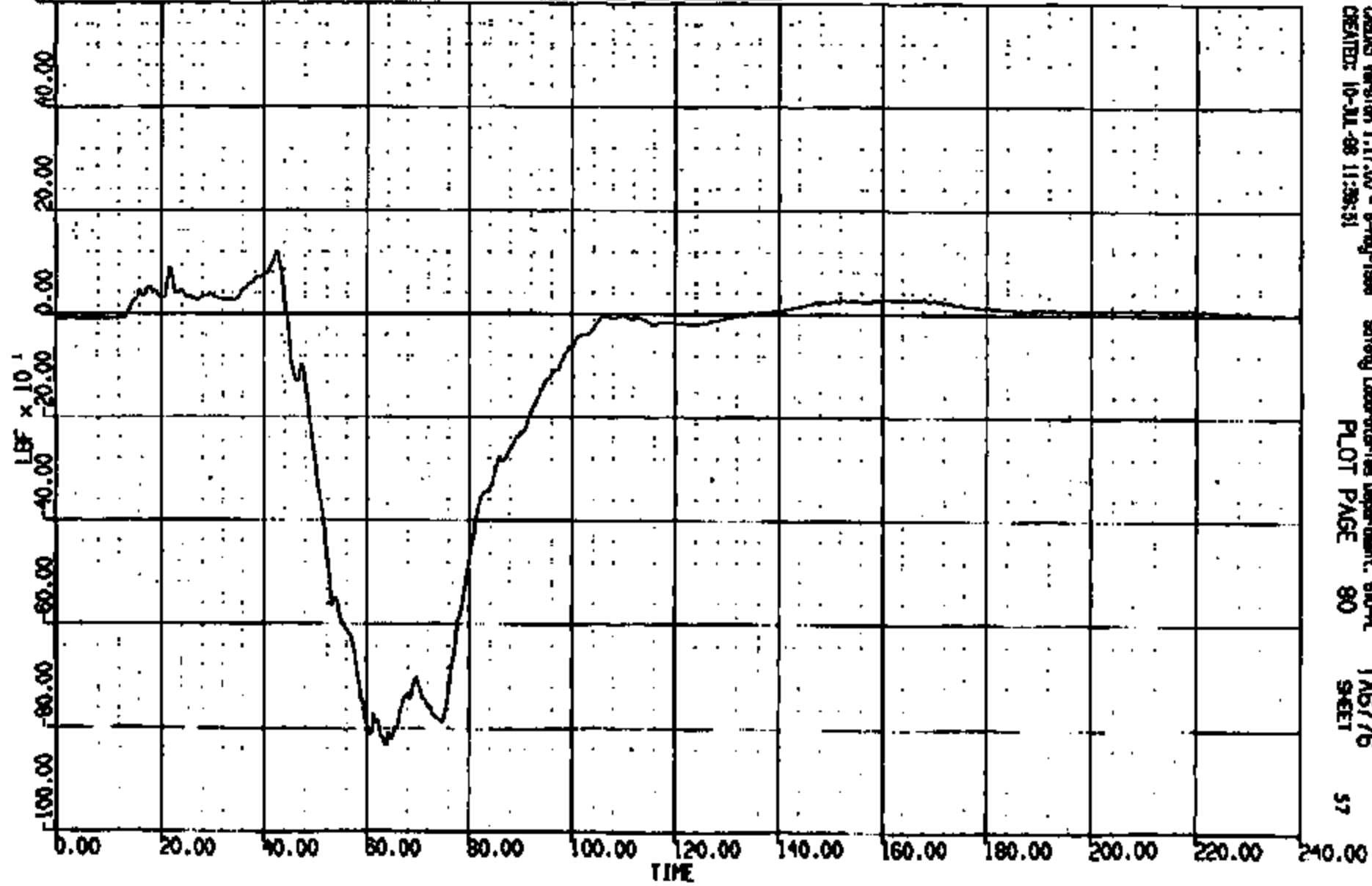
TA6776
SHEET

56

CRTS 0011141

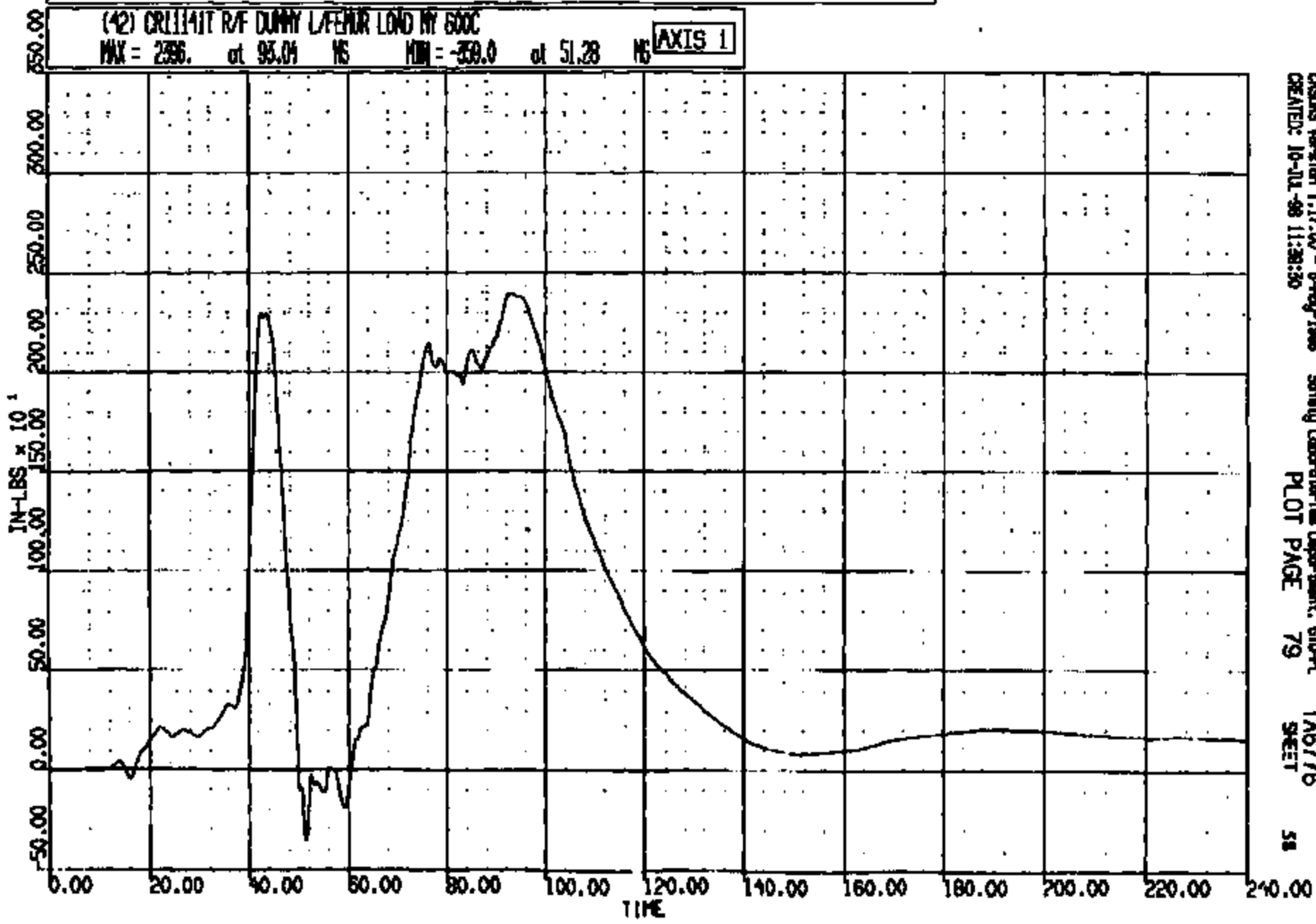
CR R: 11141 TO: TAB776 DATE: 880710 10:50:12
2000 D-188

(43) CRITICAL R/F DUMMY REFER LOAD FZ 600C
MAX = 120.6 at 42.56 IS MIN = -832.5 at 63.68 IS AXIS 1



NO. R: 11141 TO: TA6776 DATE: 980710 10:50:12
NO. 000 D-186

(42) CR11141T R/F DUMMY L/FEMUR LOAD BY 600C
MAX = 2396. at 93.04 NS MIN = -359.0 at 51.28 NS **AXIS 1**



CRSIS Version 1.17.00 - 8-May-1998 Safety Laboratory Department, GPO-PL TA6776
CREATED: 10-JUL-98 11:38:30 PLOT PAGE 79 SHEET 58

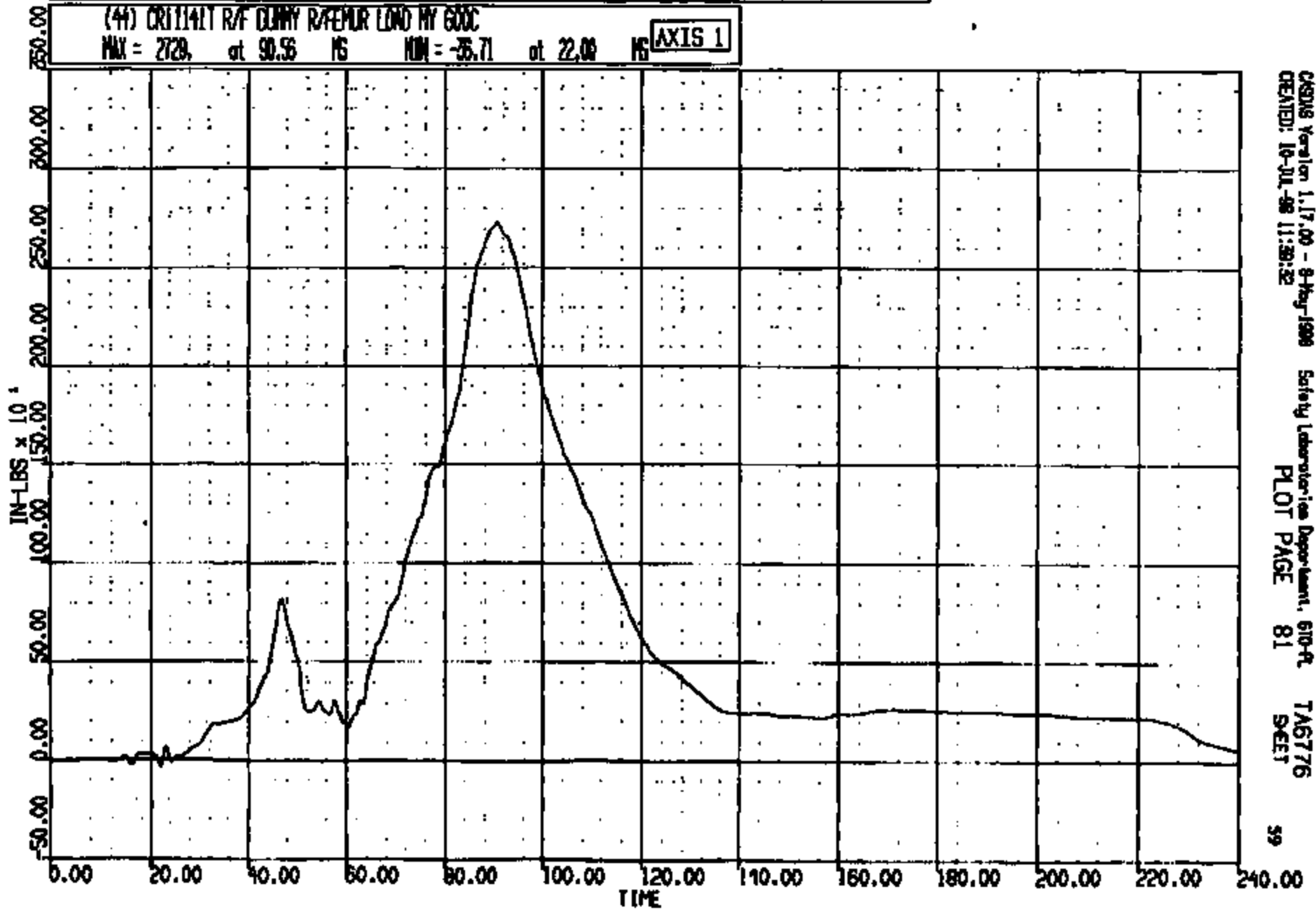
CRTS 0011141

CR R: 11141 TO: TA6776 DATE: 980710 10:30:12
2000 D-189

(44) CR11141T R/F DUNNY R/TEMPOR LOAD BY 600C

MAX = 2729. at 90.56 MS MIN = -35.71 at 22.00 MS

AXIS 1



CSGIS Version 1.17.00 - 9-May-1999
CREATED: 10-JUL-98 11:39:32

Safety Laboratories Department, 610-ft
PLOT PAGE 81

TA6776
SHEET

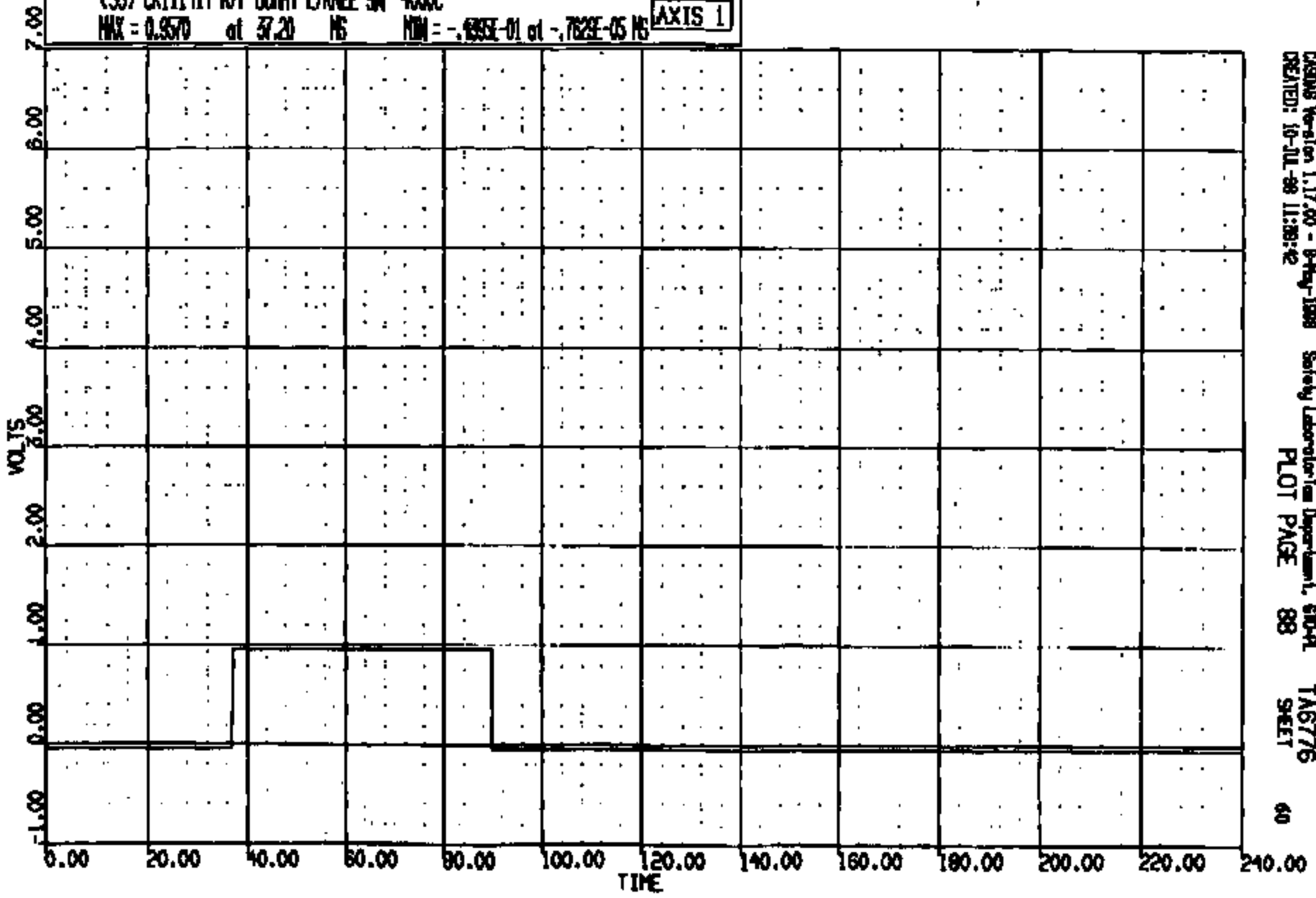
59

CRTS 001141

CR N: 11141 TO: TAB776 DATE: 980710 10:30:12
2000 D-188

(53) CR11141T R/F DUMMY L/KNEE SW 4000C
MAX = 0.9570 at 37.20 MS MIN = -.695E-01 at -.762E-05 MS

AXIS 1

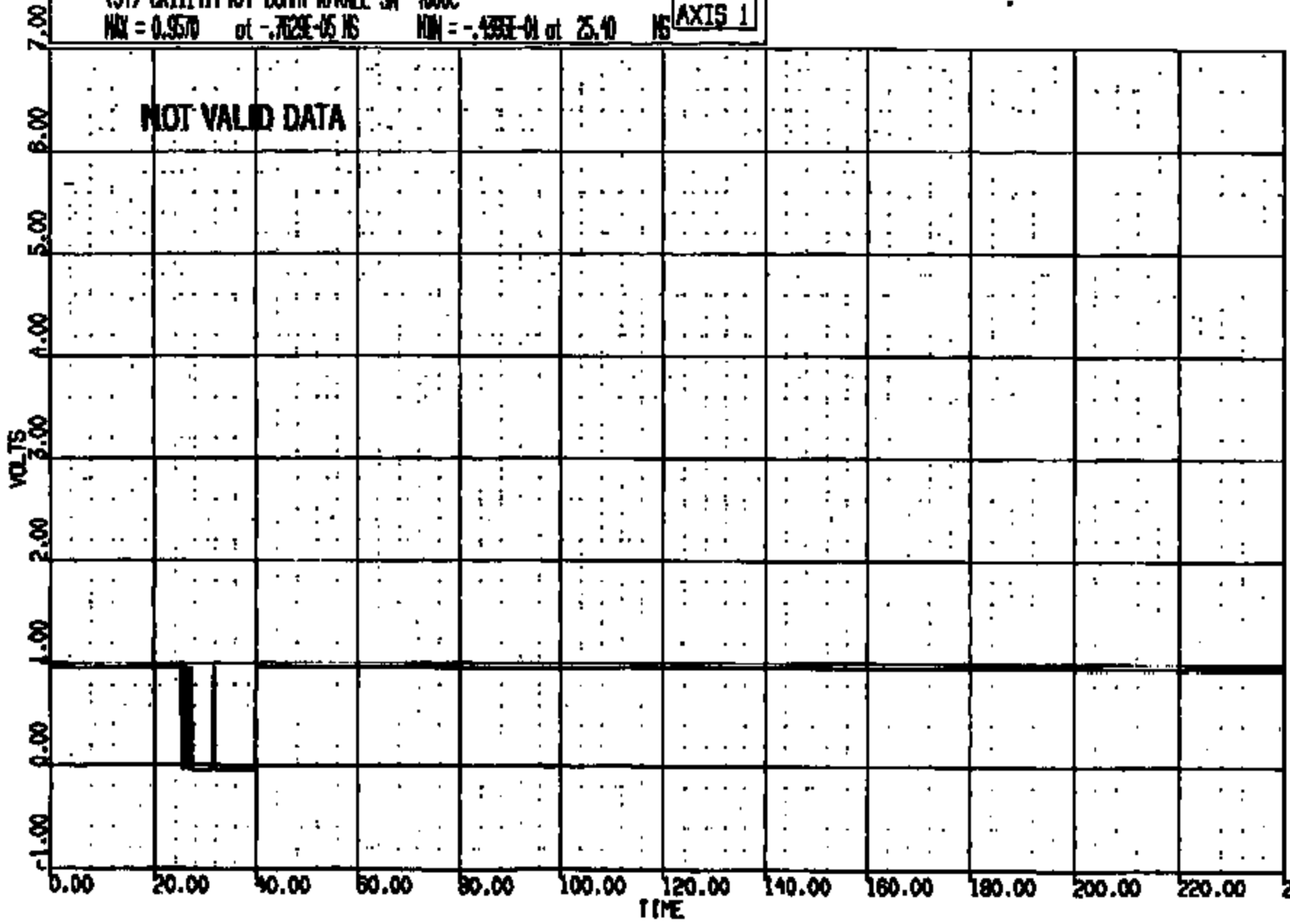


CASMS Version 1.17.00 - 8-May-1998 Safety Laboratory Department, 610-91
CREATED: 10-JUL-98 11:30:42 PLOT PAGE 88 SHEET 40

CRIS 001141

CR R: 11141 TO: TAB776 DATE: 880710 10:30:12
2000 D-188

(54) CR11141T R/F DUMP R/NEE SH 400C
MAX = 0.9570 at -.762E-05 NS MIN = -.433E-01 at 25.40 NS **AXIS 1**

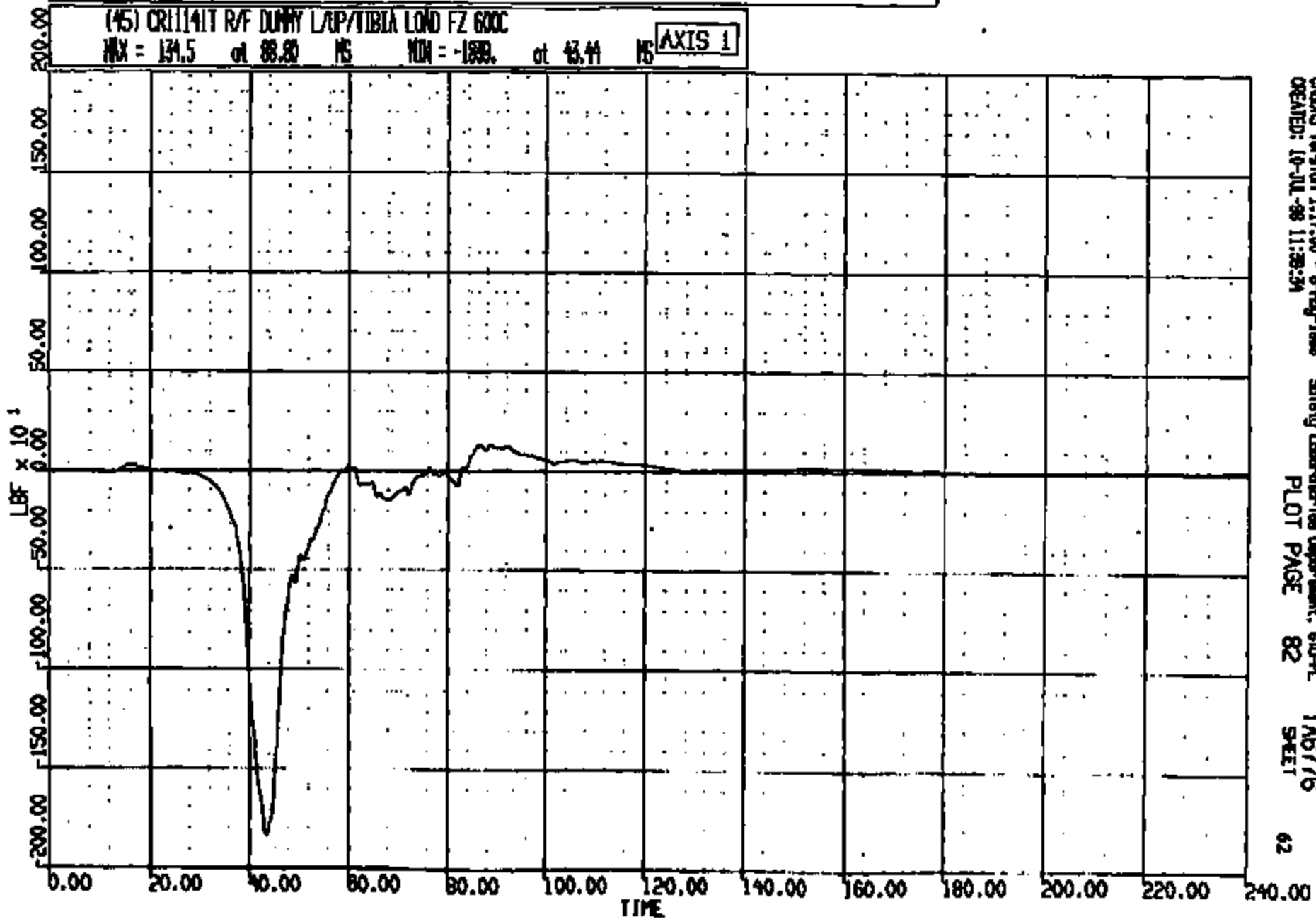


CRTS Version 1.17.00 - 8-May-1988 Safety Laboratory Department, ERD-PL TAB776
CREATED: 10-JUL-88 11:38:43 PLOT PAGE 89 SHEET 61

CRTS 0011141

CR R: 11141 TO: TAB776 DATE: 880710 10:30:12
2000 D-100

(45) CR11141T R/F DUMMY LAP/TIBIA LOAD FZ 600C
MAX = 134.5 at 88.80 MS MIN = -189.0 at 43.44 MS **AXIS 1**

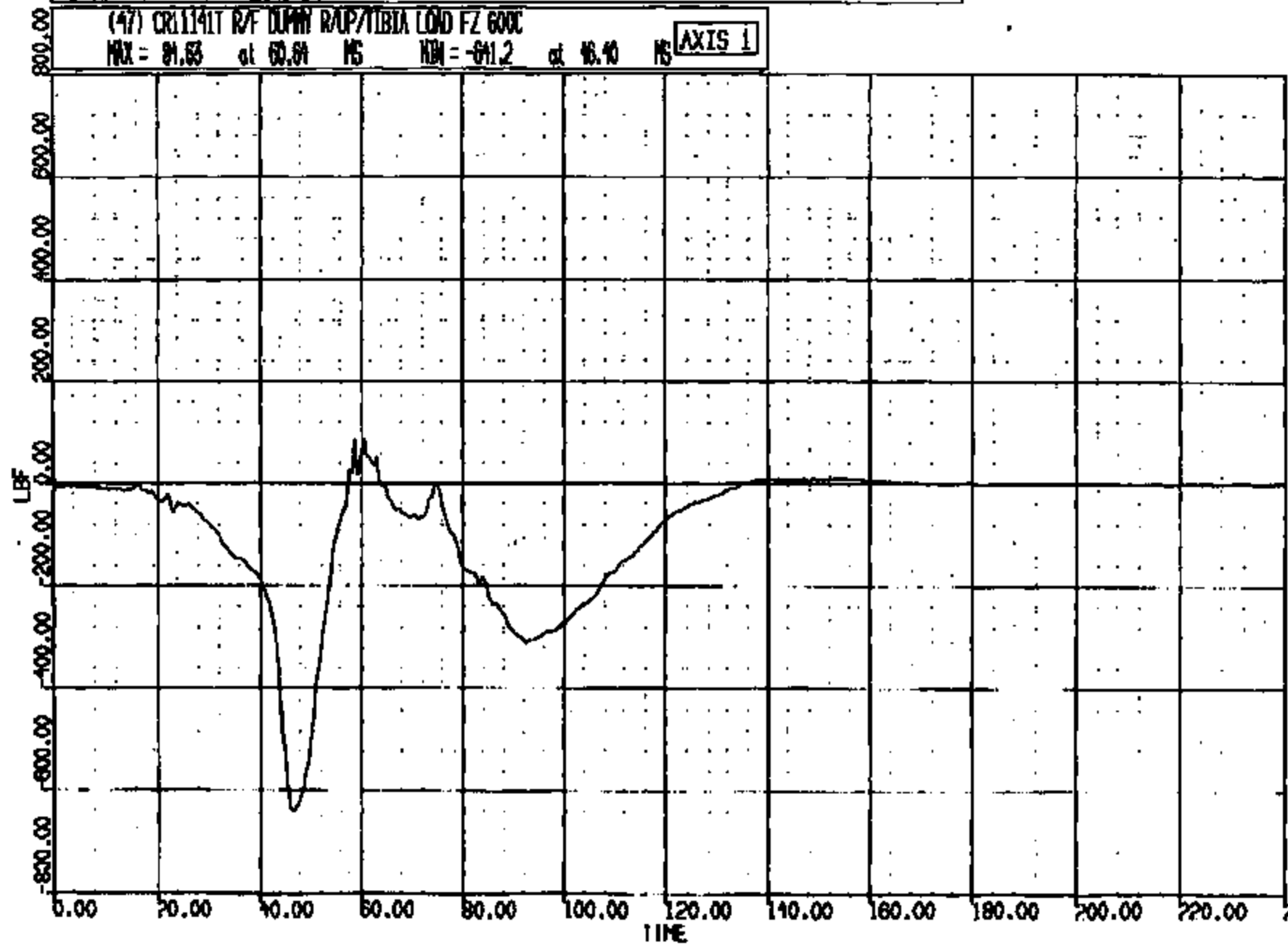


CRS Version 1.17.00 - 8-May-1988 Safety Laboratories Department, SIO-PL TAB776
CREATED: 10-JUL-88 11:28:34 PLOT PAGE 82 SHEET 62

CRIS 001141

CR R: 11141 TO: TAB776 DATE: 990710 10:50:12
2000 0-168

(47) CR11141T R/F DUMM R/P/TIBIA LOAD FZ 600C
MAX = 81.63 at 60.91 MS MIN = -611.2 at 46.40 MS **AXIS 1**



CARDIS Version 1.17.00 - 6-May-1998 Safety Laboratories Department, 610-PL TAB776
CREATED: 10-JUL-99 11:38:57 PLOT PAGE 84 SHEET 63

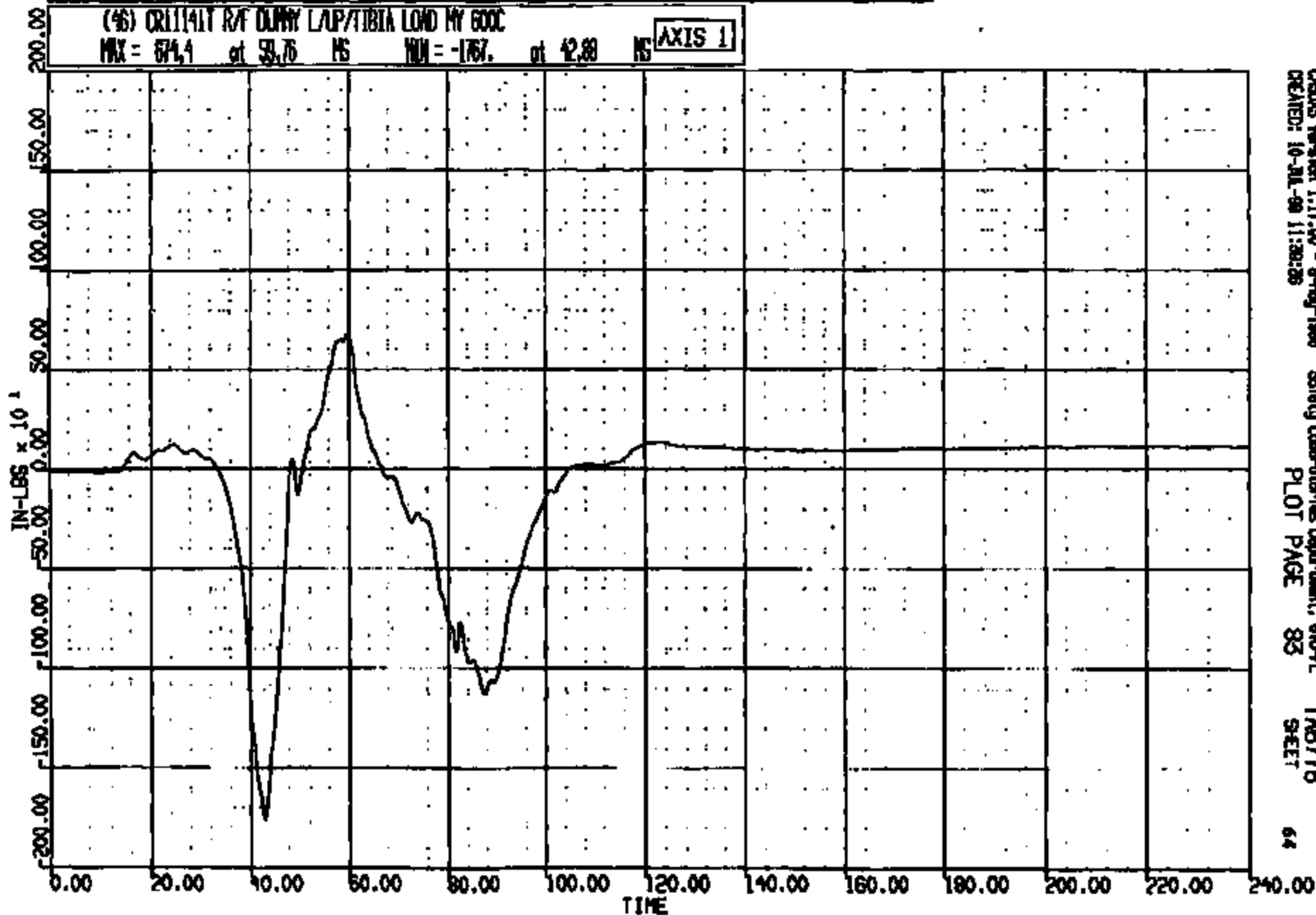
CRTS 0011141

CR R: 11141 TO: TA6776 DATE: 980710 10:30:12
2000 D-188

(46) CRITICAL R/F DUMMY LAP/TIBIA LOAD MY 600C

MAX = 674.4 at 53.76 MS MIN = -1767. at 42.89 MS

AXIS 1



CRSIS Version 1.17.00 - 9-Aug-1999
CREATED: 10-JUL-99 11:30:28

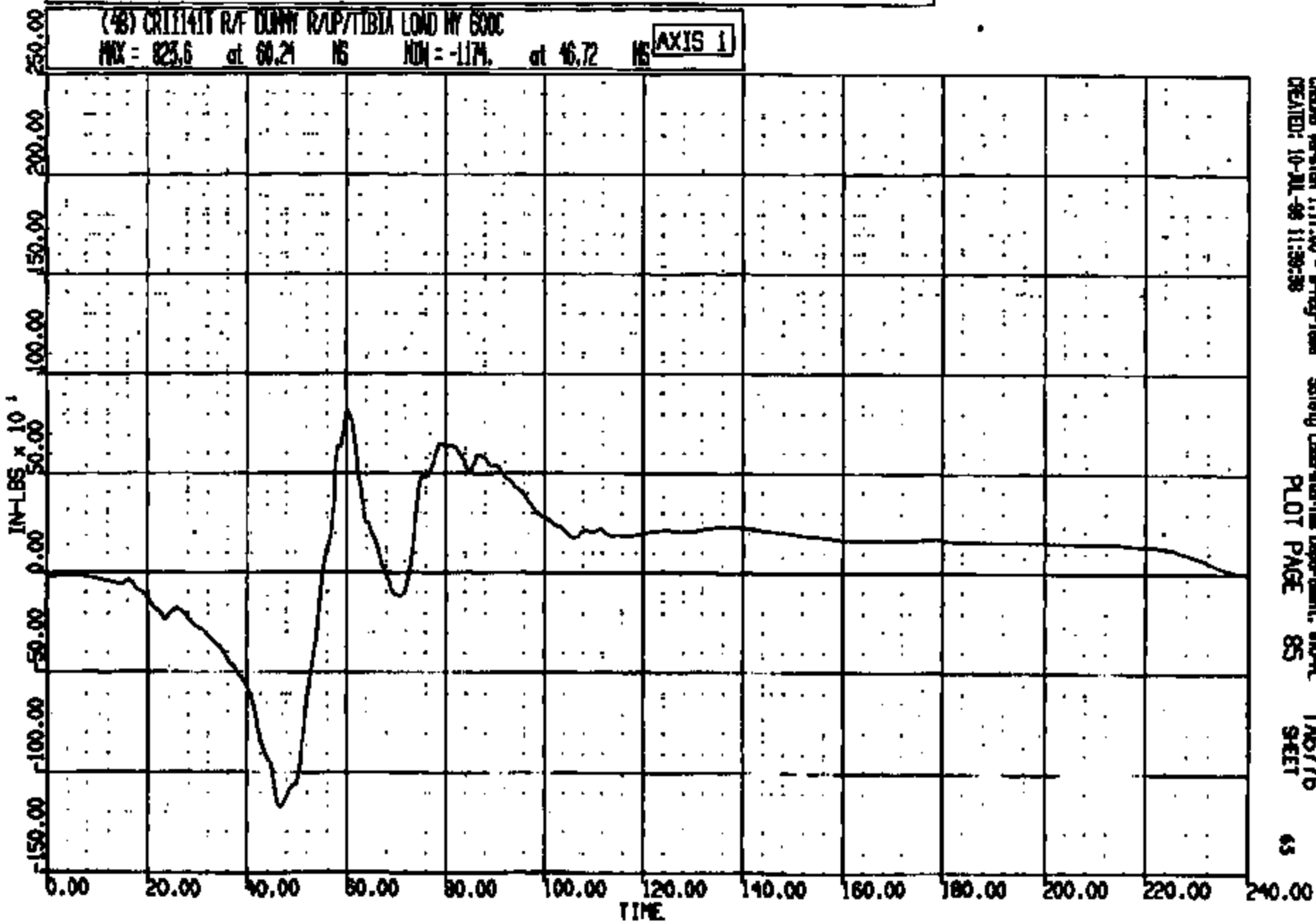
Safety Laboratories Department, 610-PL
PLOT PAGE 83

TA6776
SHEET

CRIS001141

CR R: 11141 TO: TA6776 DATE: 980710 10:50:12
2000 0-180

(48) CRIT141T R/F DUMMY R/UP/TIBIA LOAD NY 600C
MAX = 823.6 at 60.21 NS MIN = -1174. at 46.72 NS AXIS 1

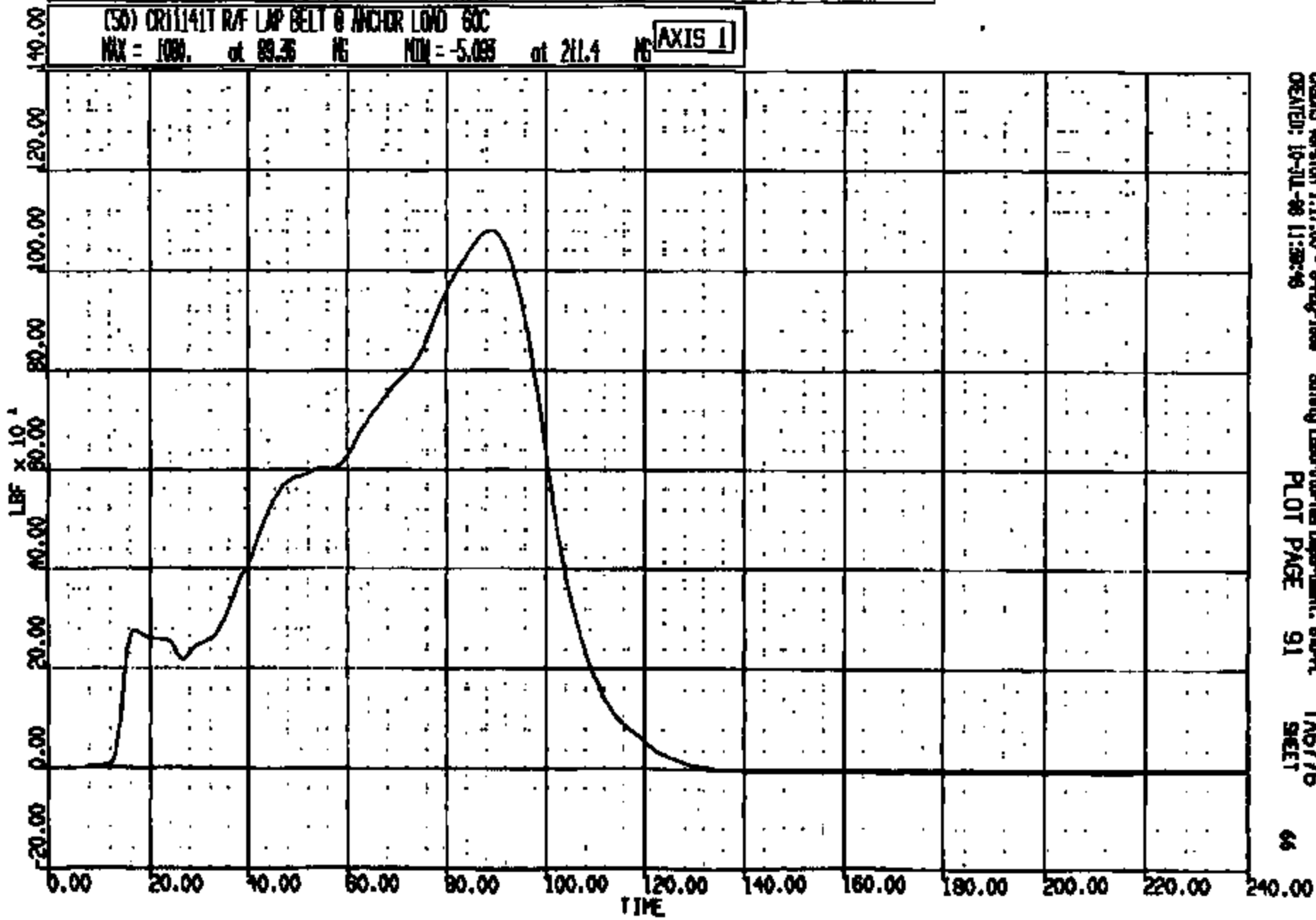


CADDS Version 1.17.00 - 8-May-1998 Safety Laboratories Department, SHDL TA6776
CREATED: 10-Jul-98 11:38:38 PLOT PAGE 85 SHEET 63

CRTS 0011141

CR R: 11141 TO: TA6776 DATE: 890710 10:20:12
2000 D-188

(50) CR11141T R/F LAP BELT @ ANCHOR LOAD 60C
MAX = 108.0 at 89.36 NG MIN = -5.093 at 211.4 NG **AXIS 1**



CRSIS Version 1.17.00 - 9-May-1989 Safety Laboratories Department, STD-11 TA6776
CREATED: 10-JUL-89 11:38:46 PLOT PAGE 91 SHEET 66

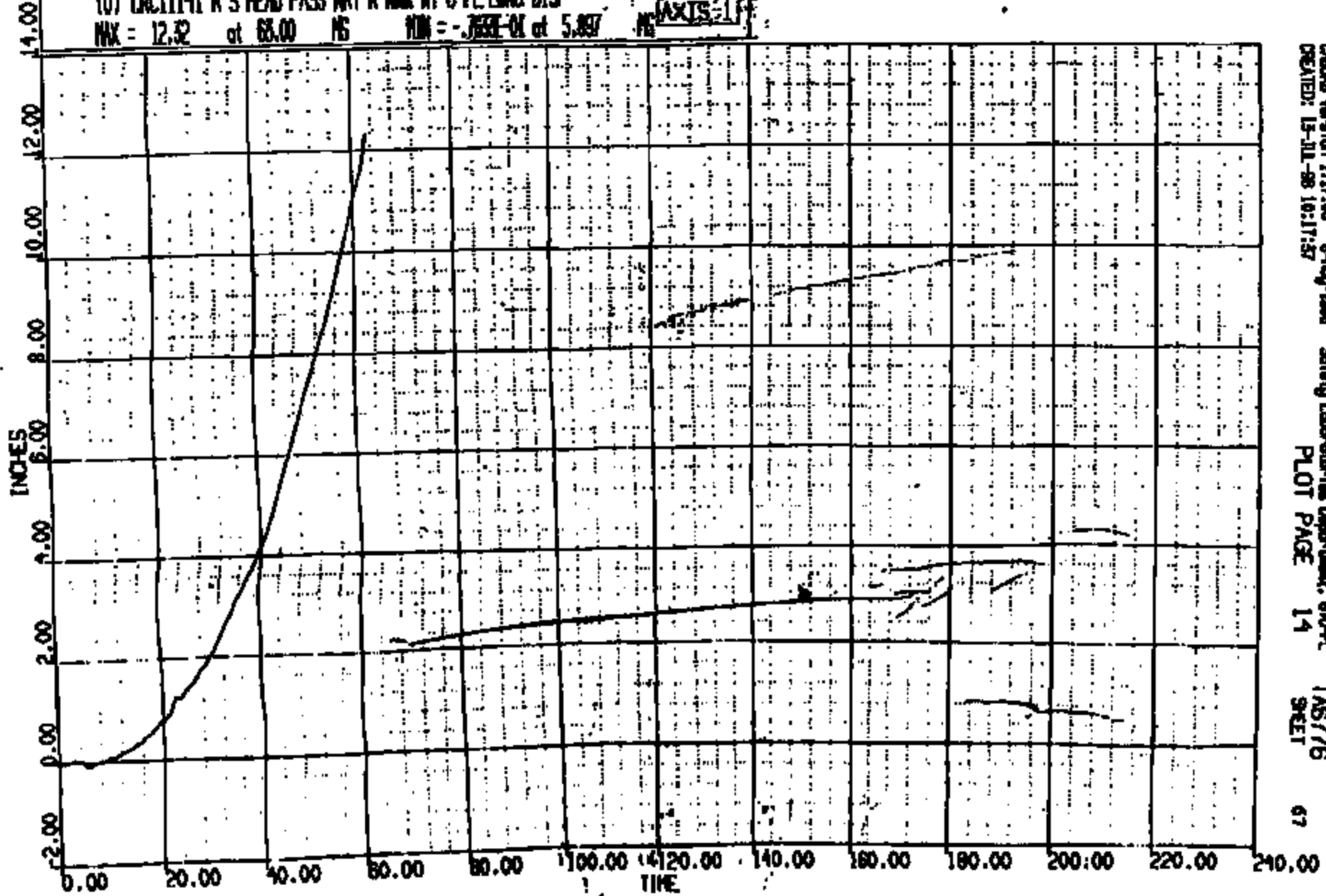
CRIS 001141

CR R: 11141 TO: T6776 DATE: 880710 10:36:12
MOOD D-188

(0) CR11141 R S HEAD PASS WRT R HND AT B PL LONG DISP

MAX = 12.32 at 68.00 MS MIN = -.763E-04 at 5.897 MS

AXIS: 1

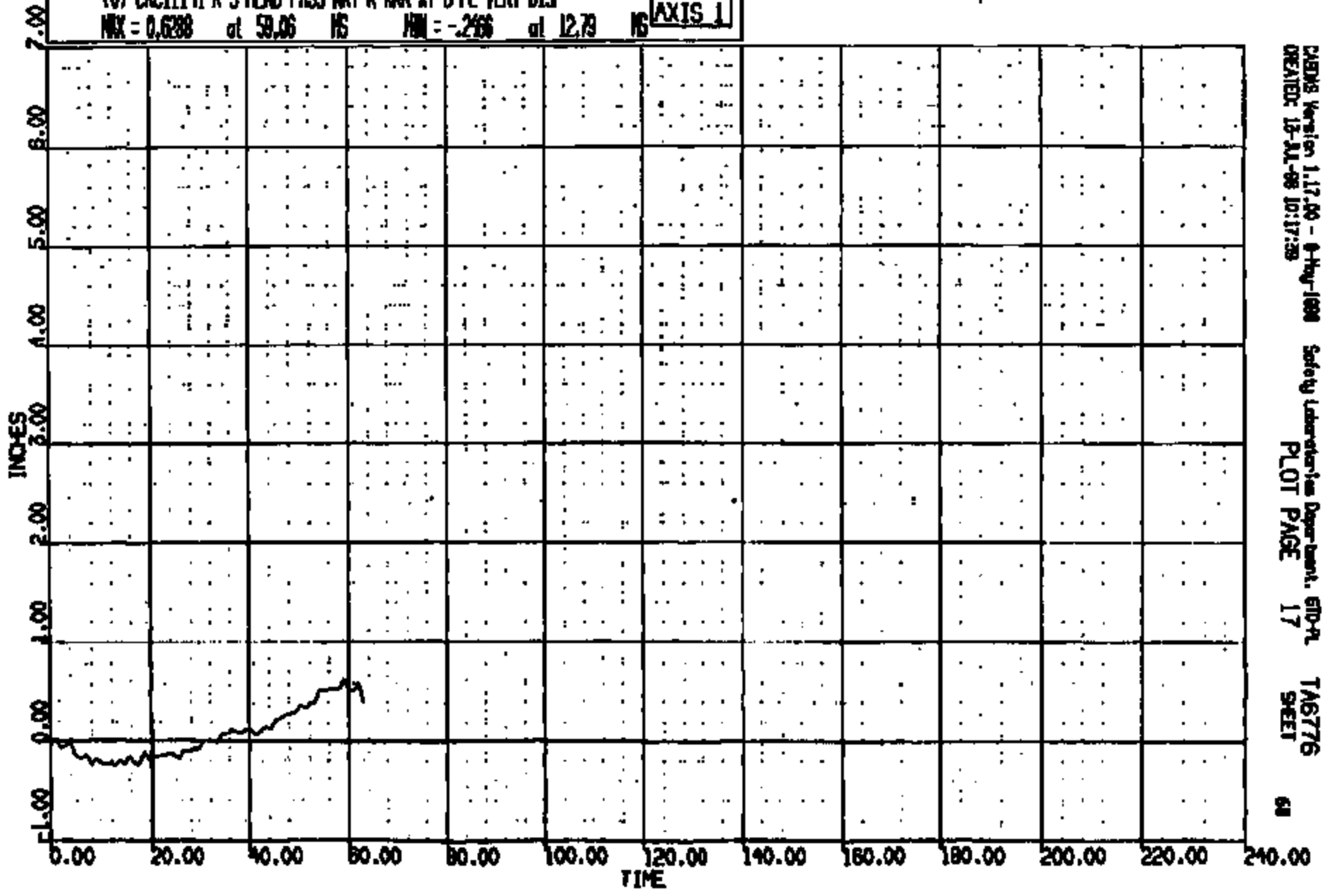


CRS Version 1.17.00 - 9-May-1998 Safety Laboratory Department, 600-P
CREATED: 15-JUL-88 16:17:57 PLOT PAGE 14 T6776 67
SET

CR11141

CR R: 11141 TO: TA6776 DATE: 980710 10:30:12
2000 D-188

(0) CRC11141 R 5 HEAD PASS WRT R WKR AT B PL VERT DISP
MAX = 0.6288 at 59.06 NS MIN = -2.266 at 12.79 NS **AXIS 1**

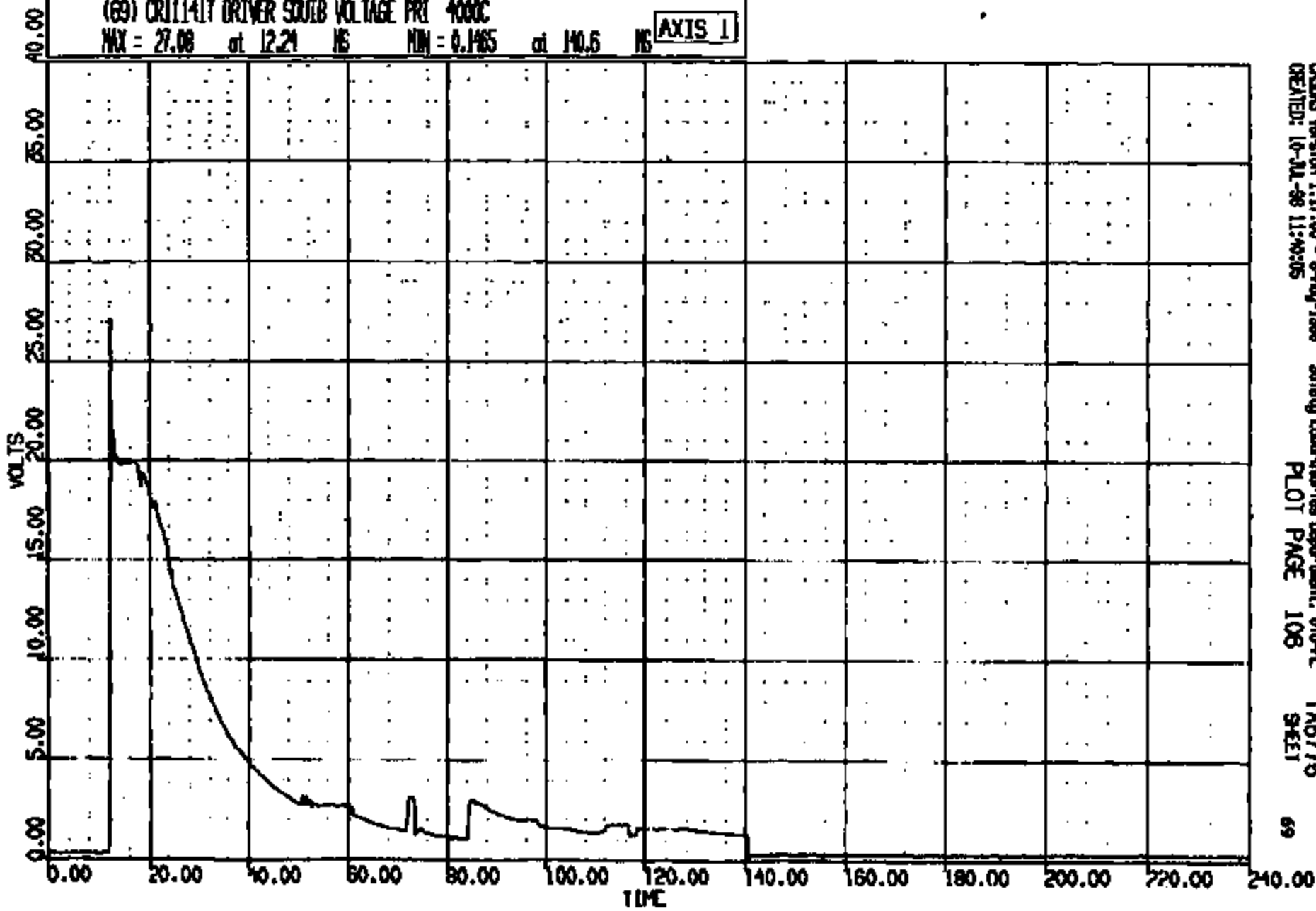


PIERS Version 1.17.00 - 8-May-1998 Safety Laboratories Department, EID-PL TA6776
CREATED: 18-JUL-98 10:17:38 PLOT PAGE 17 SHEET 68

CRTS 001141

CR N: 11141 TO: TAB776 DATE: 980710 10:30:12
2000 D-186

(69) CR111417 DRIVER SCULB VOLTAGE PRI 400C
MAX = 27.08 at 12.24 NS MIN = 0.1465 at 140.6 NS **AXIS 1**

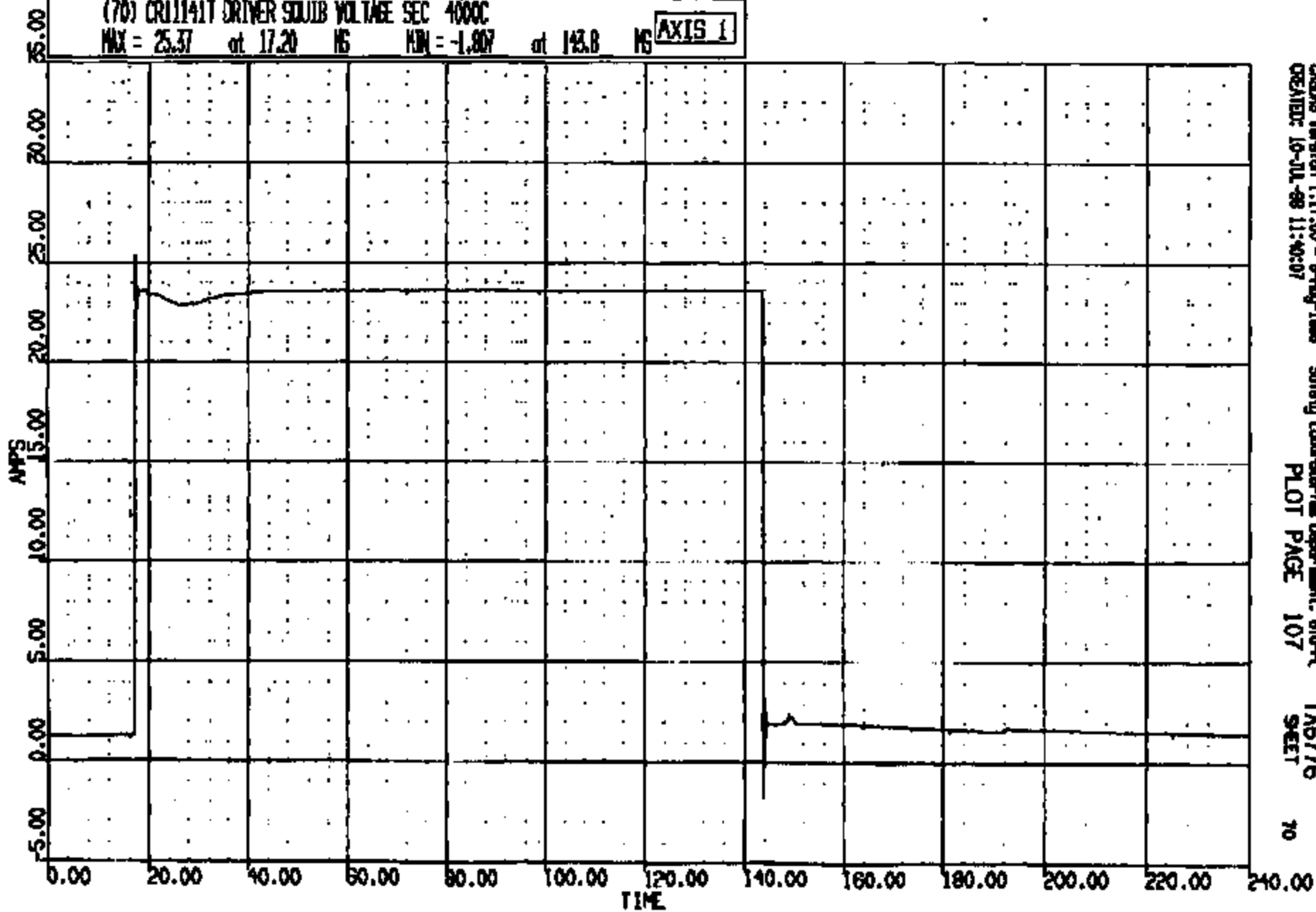


CRSIS Version 1.17.00 - 9-May-1998 Safety Laboratories Department, 610-PL TAB776
CREATED: 10-Jul-98 11:40:05 PLOT PAGE 106 SHEET 69

CRIS 001141

CR R: 11141 TO: TAB776 DATE: 090710 10:50:12
8000 D-169

(70) CR11141T DRIVER SOLID VOLTAGE SEC 4000C
MAX = 25.37 at 17.20 NS MIN = -1.807 at 143.8 NS **AXIS 1**

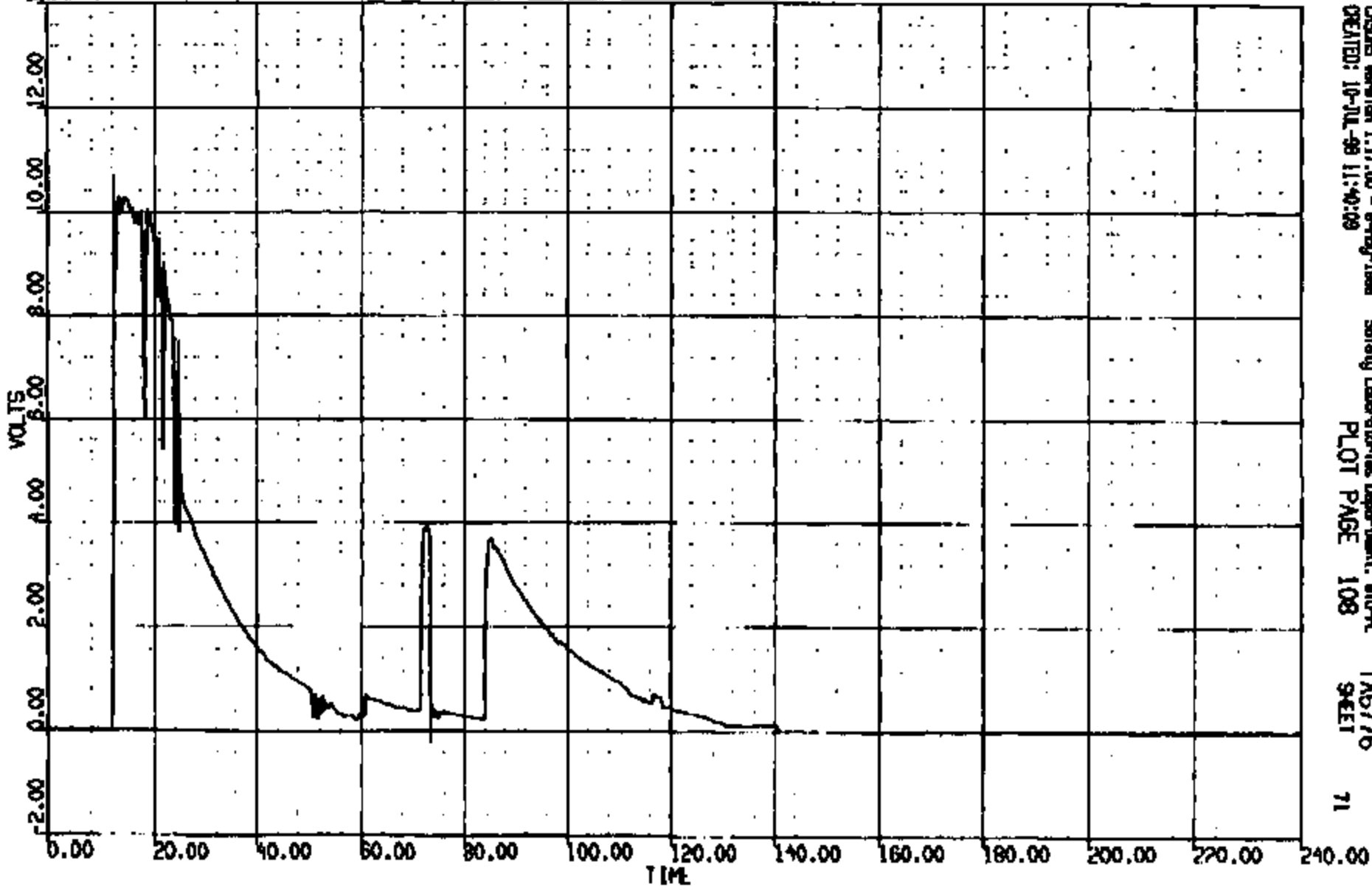


CRS Version 1.17.00 - 9-May-1988 Safety Laboratories Department, 610-A
CREATED: 10-JUL-88 11:40:07 PLOT PAGE 107 TAB776
SHEET

CRTS 0011141

CORR: 11141 TO: TAG776 DATE: 990710 10:50:12
2000 D-186

(71) CR11141T DRIVER SOUTB CURRENT PRI 400C
MAX = 10.72 at 12.40 NS MIN = -2.2519 at 73.44 NS **AXIS 1**

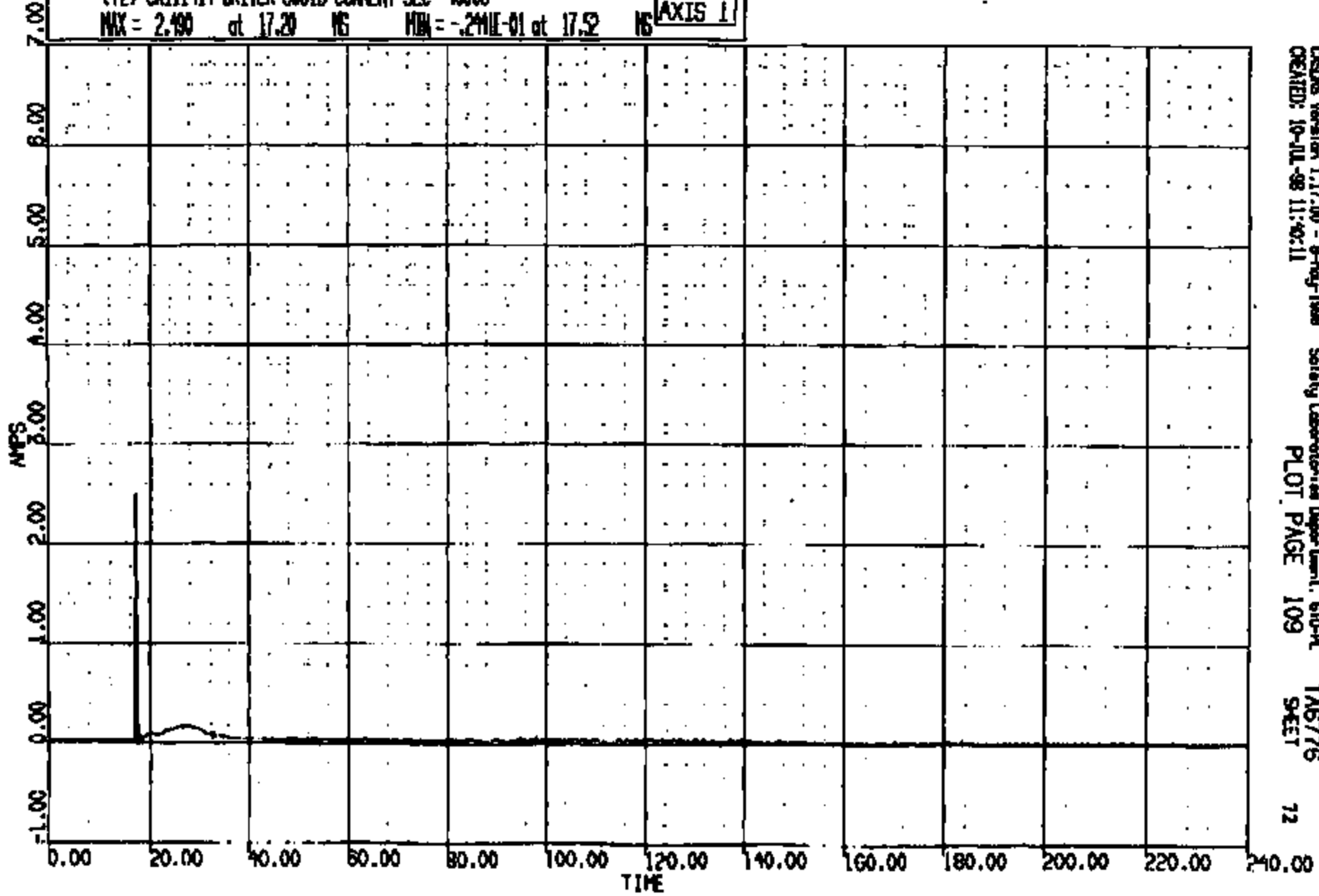


CASMS Version 1.17.00 - 8-Feb-1999 Safety Laboratories Department, SMD-R TAG776
CREATED: 10-JUL-99 11:40:09 PLOT PAGE 108 SHEET 71

CRTS 001141

CR R: 11141 TO: TA6776 DATE: 980710 10:50:12
2000 D-198

(72) CR11141T DRIVER SOUTH CURRENT SEC 4000C
MAX = 2.490 at 17.20 NS MIN = -.241E-01 at 17.52 NS **AXIS 1**

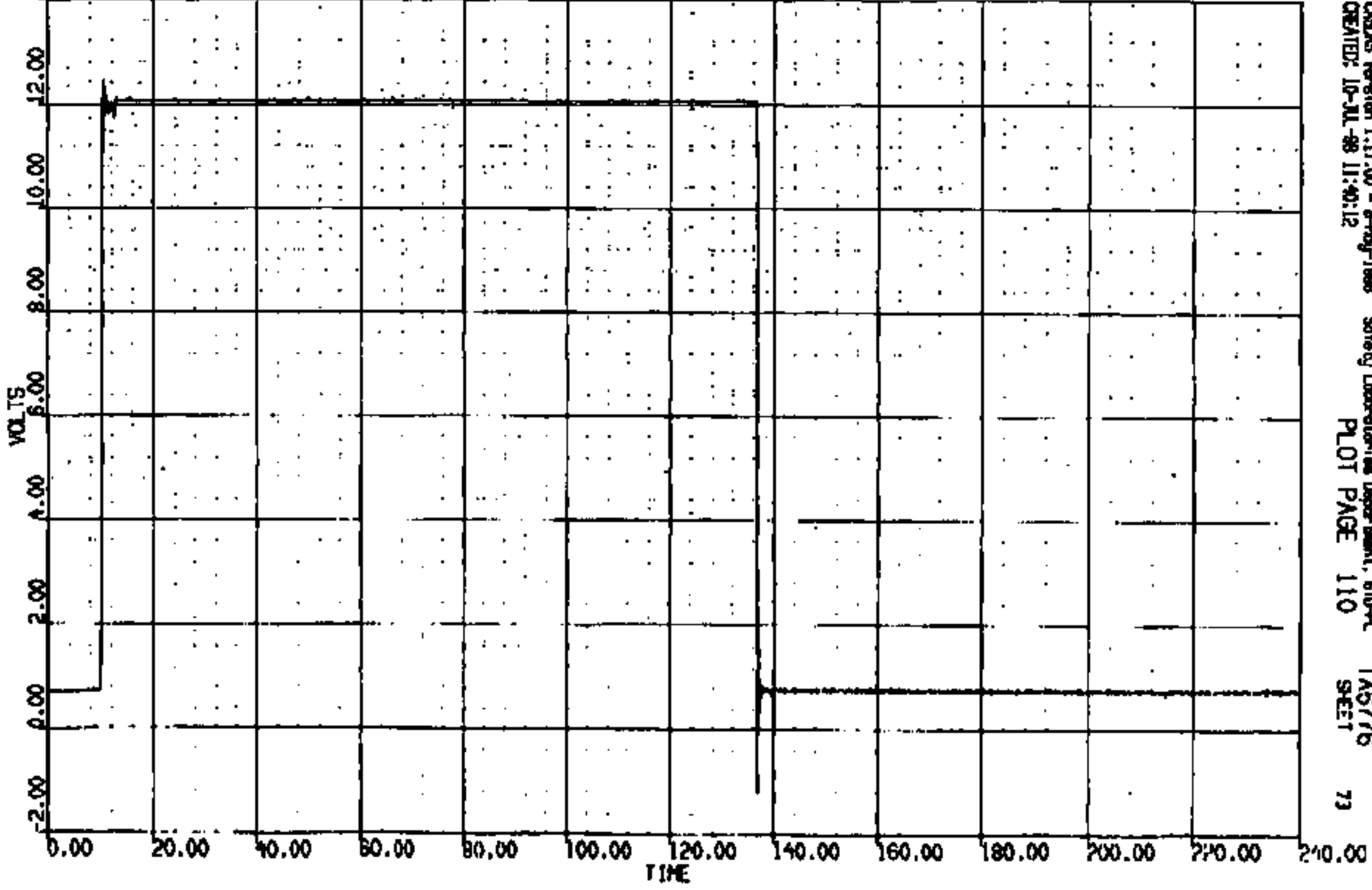


CRS06 Version 1.17.00 - 9-May-1998 Safety Laboratory Department, 610-PL
CREATED: 10-JUL-98 11:40:11
PLOT PAGE 109
TA6776
SHEET 72

CRIS 001141

CR: 11141 TO: TAB776 DATE: 980710 10:30:12
8000 D-198

(73) CR1141T DRIVER PYRO BELT VOLTAGE 400C
MAX = 12.45 at 10.48 NS MIN = -1.221 at 137.0 NS **AXIS 1**



CRSIS Version 1.17.00 - 8-May-1998
CREATED: 10-JUL-98 11:40:12

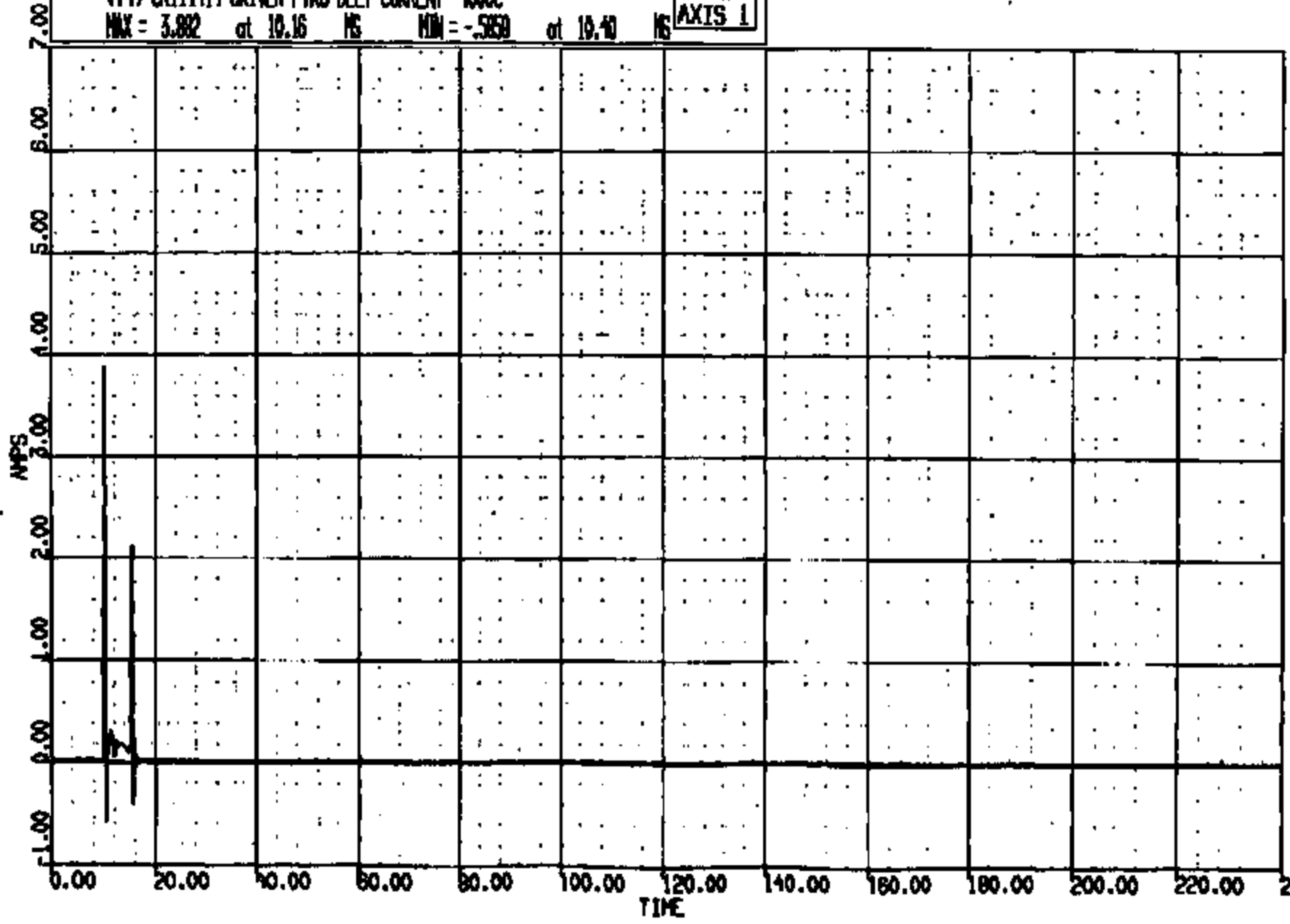
Safety Laboratory/Inspec Dept/Inspec, 610-PL
PLOT PAGE 110

TAB776
SHEET

CRTS 001141

CR R: 11141 TO: TAG776 DATE: 990710 10:50:12
2000 D-198

(74) CR11141T DRIVER PYRO BELT CURRENT 4000C
MAX = 3.882 at 10.16 MS MIN = -.5850 at 10.40 MS **AXIS 1**



CRSIS Version 1.17.00 - 8-May-1999
CREATED: 10-JUL-99 11:40:14

Safety Laboratory Department, 610-PL
PLOT PAGE 111

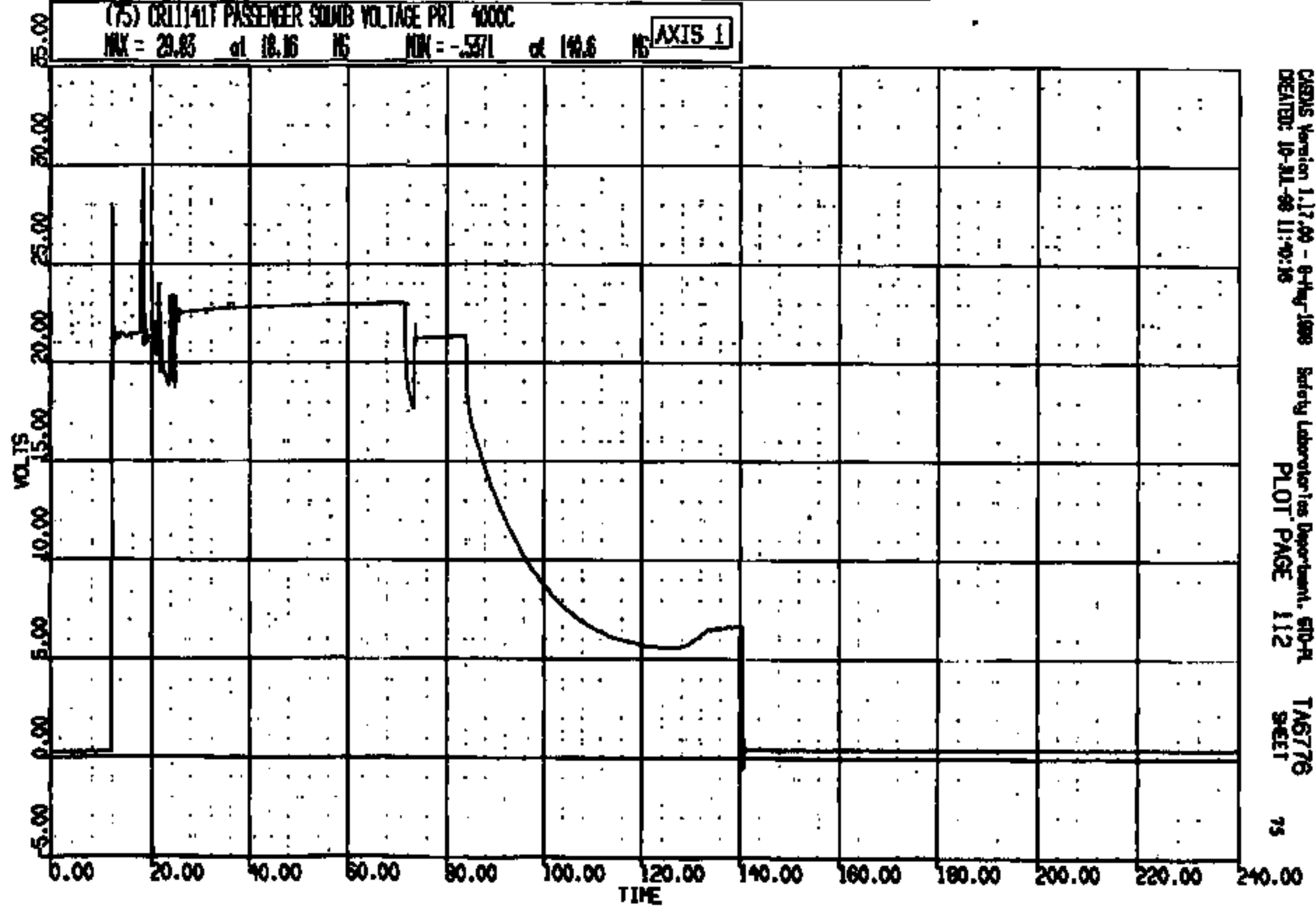
TAG776
SHEET

74

CRIS 0011141

CR R: 11141 TO: TAG776 DATE: 980710 10:30:12
2000 D-188

(75) CR11141 PASSENGER SMOB VOLTAGE PRI 4000C
MAX = 29.83 at 18.16 MS MIN = -5.571 at 140.6 MS **AXIS 1**



CASDS Version 1.17.00 - 8-May-1988 Safety Laboratories Department, SLD-PL TAG776
CREATED: 10-JUL-98 11:40:16 PLOT PAGE 112 SHEET 75

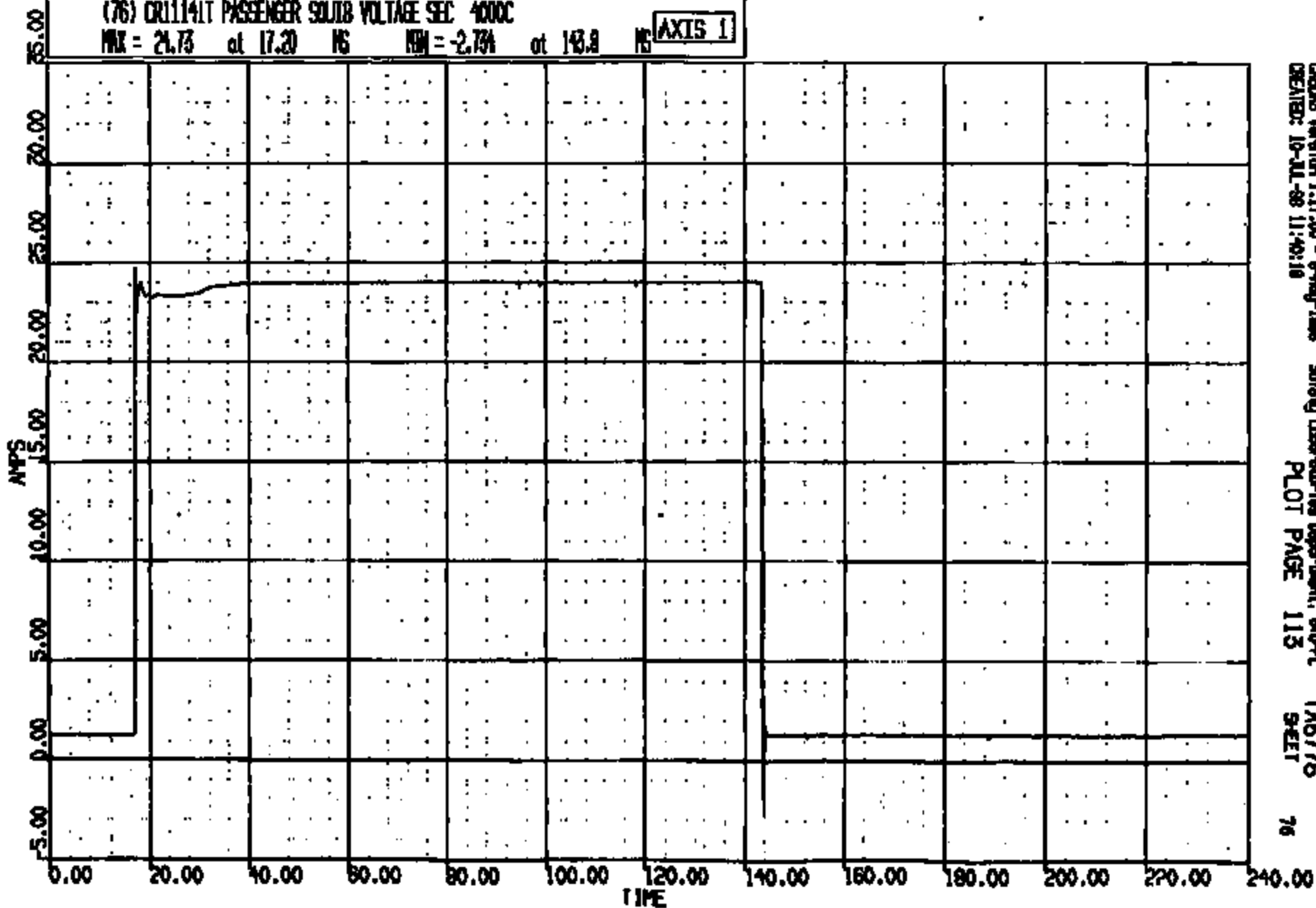
CRTS 001141

CR R: 11141 TO: TA6776 DATE: 980710 10:30:12
2000 D-189

(76) CR11141T PASSENGER SOLID VOLTAGE SEC 400C

MAX = 24.73 at 17.20 NS MIN = -2.734 at 143.8 NS

AXIS 1



CRSIS Version 1.17.05 - 9-Aug-1998
CREATED: 10-JUL-98 11:40:18

Safety Laboratories Department, 810-A
PLOT PAGE 113

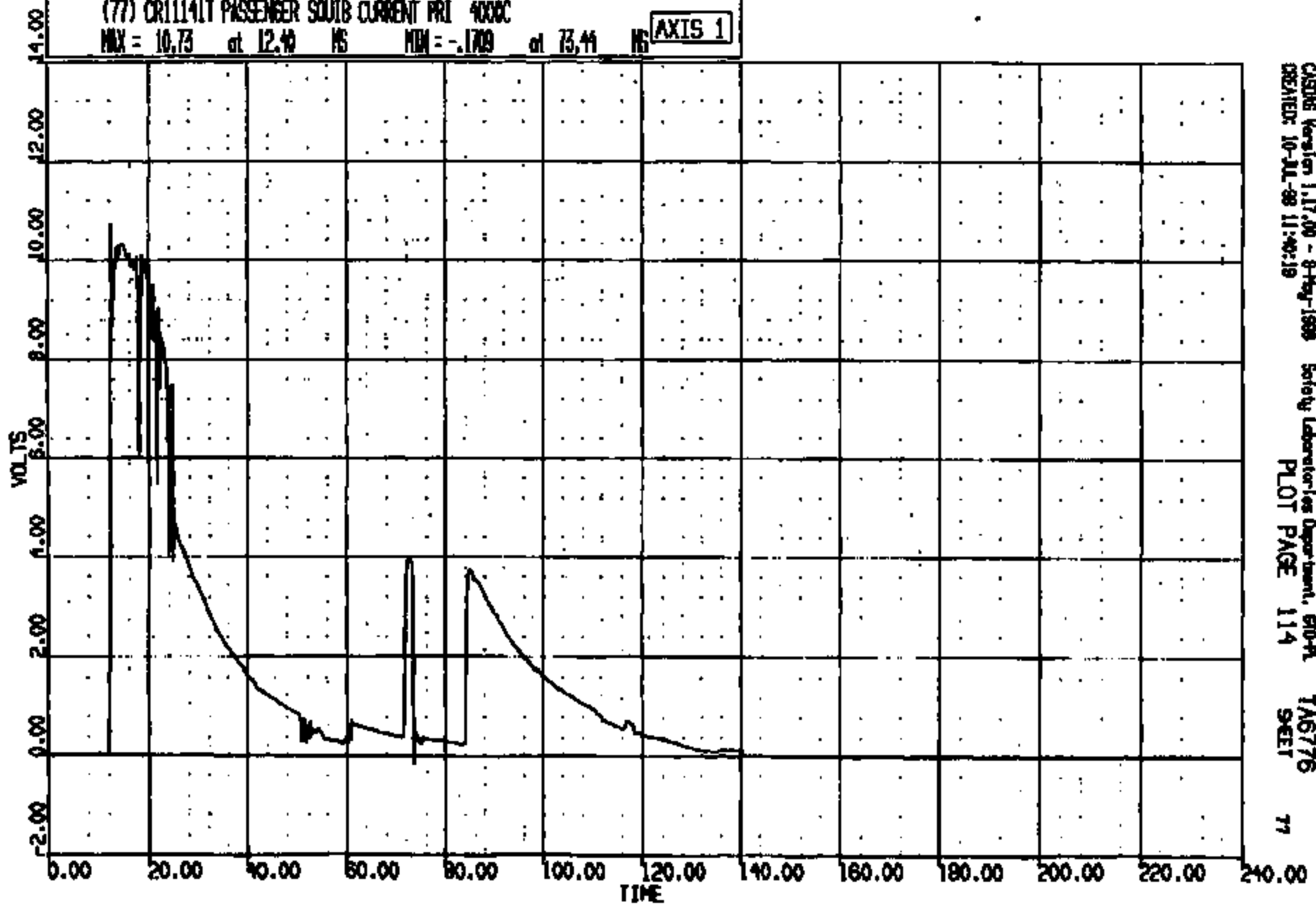
TA6776
9-ET

76

CRIS 001141

CR R: 11141 TO: TA6776 DATE: 880710 10:30:18
2000 D-188

(77) CR11141T PASSENGER SOUTH CURRENT PRI 4000C
MAX = 10.73 at 12.49 MS MIN = -.1709 at 73.44 MS **AXIS 1**

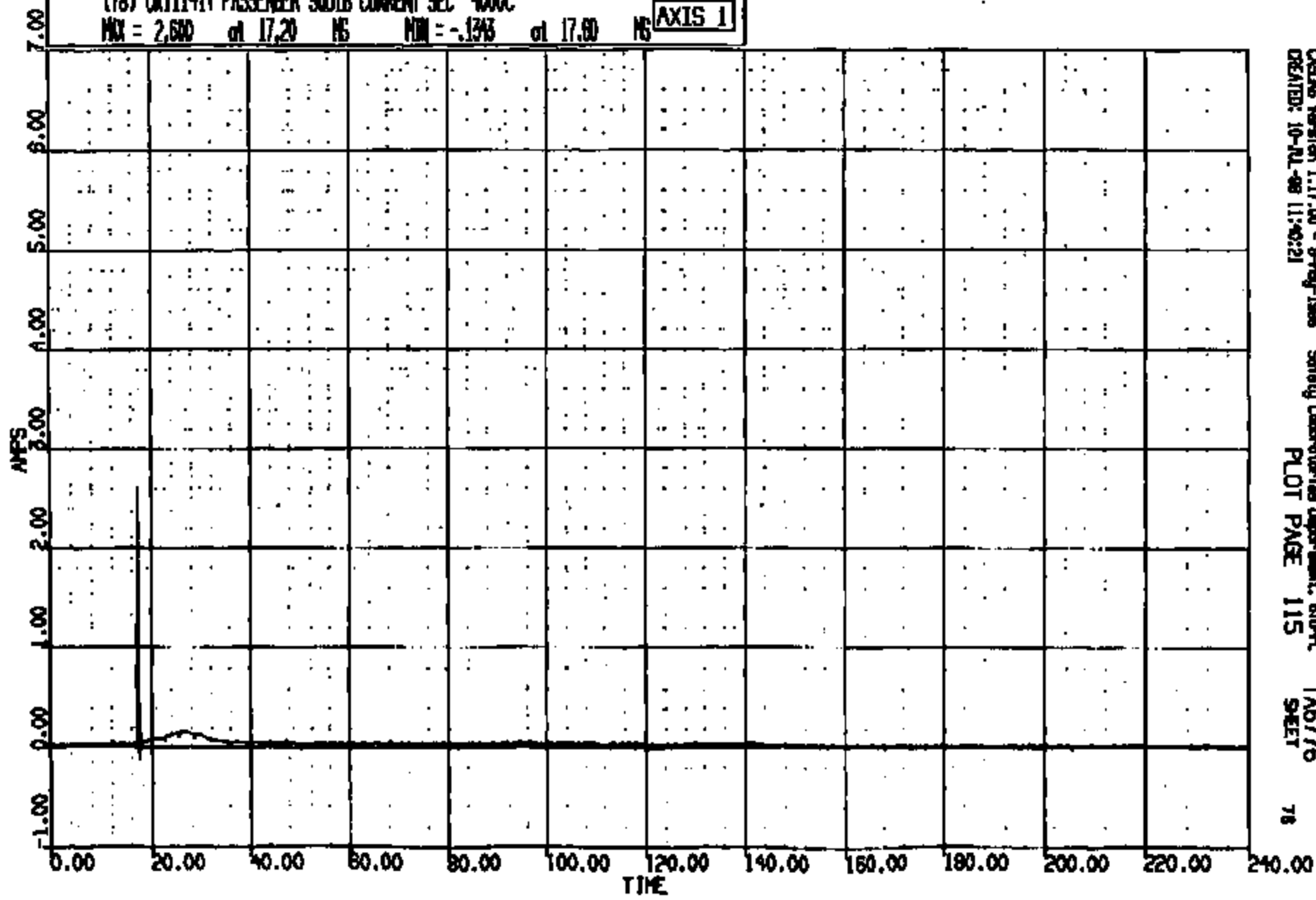


CASDS Version 1.17.00 - 8-May-1988 Safety Laboratories Department, ETO-A
CREATED: 10-JUL-88 11:40:18 PLOT PAGE 114 TA6776
77

CRTS 0011141

CRK R: 11141 TO: TAB776 DATE: 980710 10:50:12
2000 D-186

(78) CR11141T PASSENGER SQUAD CURRENT SEC 4000C
MAX = 2.600 at 17.20 NS MIN = -.1343 at 17.60 NS **AXIS 1**



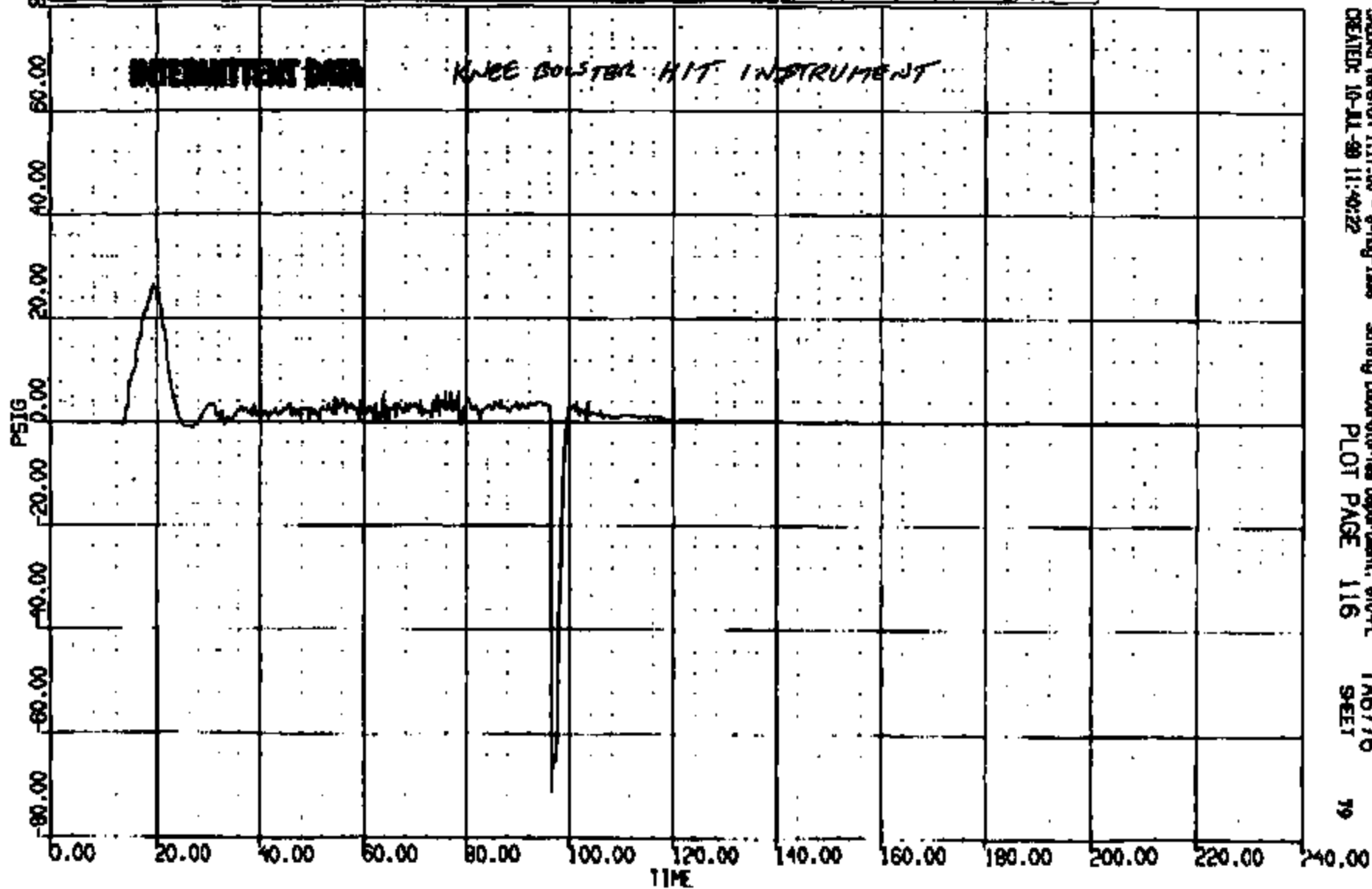
CRSIS Version 1.17.00 - 9-May-1998 Safety Laboratories Department, 610-PL
CREATED: 10-PL-98 11:40:21
PLOT PAGE 115
SHEET 78

CRIS 0011141

CR R: 11141 TO: TA6776 DATE: 260710 10:50:12
2000 D-188

(79) CR11141T PASSENGER BAG PRESSURE 1000C
MAX = 26.41 at 19.36 MS MIN = ~~-71.15~~ at 96.04 MS **AXIS 1**

ANALYSIS KEYS
A - Highboard data exceeded full scale
B - Highboard data 200.0% of full scale
C - All data < 15.0% of full scale
D - 5% percent offset at 1-g zero



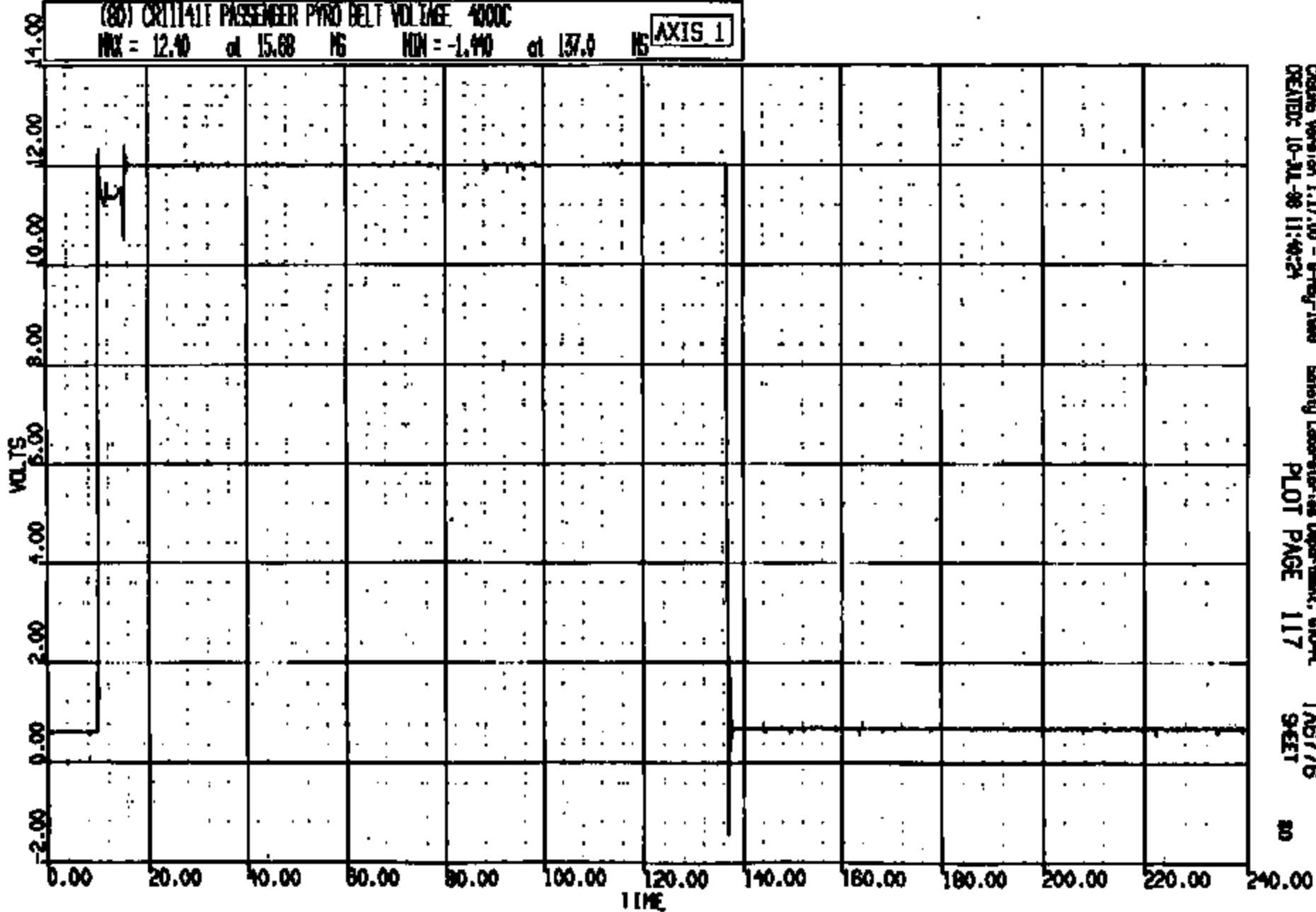
CGNS Version 1.17.00 - 8-May-1999
CREATED: 10-JUL-99 11:40:22

Safety Laboratories Department, 610-PL
PLOT PAGE 116

TA6776
SHEET

CR R: 11141 TO: TA6776 DATE: 980710 10:50:12
2000 D-188

(80) CR11141T PASSENGER PYRO BELT VOLTAGE 4000C
MAX = 12.40 at 15.68 MS MIN = -1.40 at 137.0 MS **AXIS 1**



CR11141

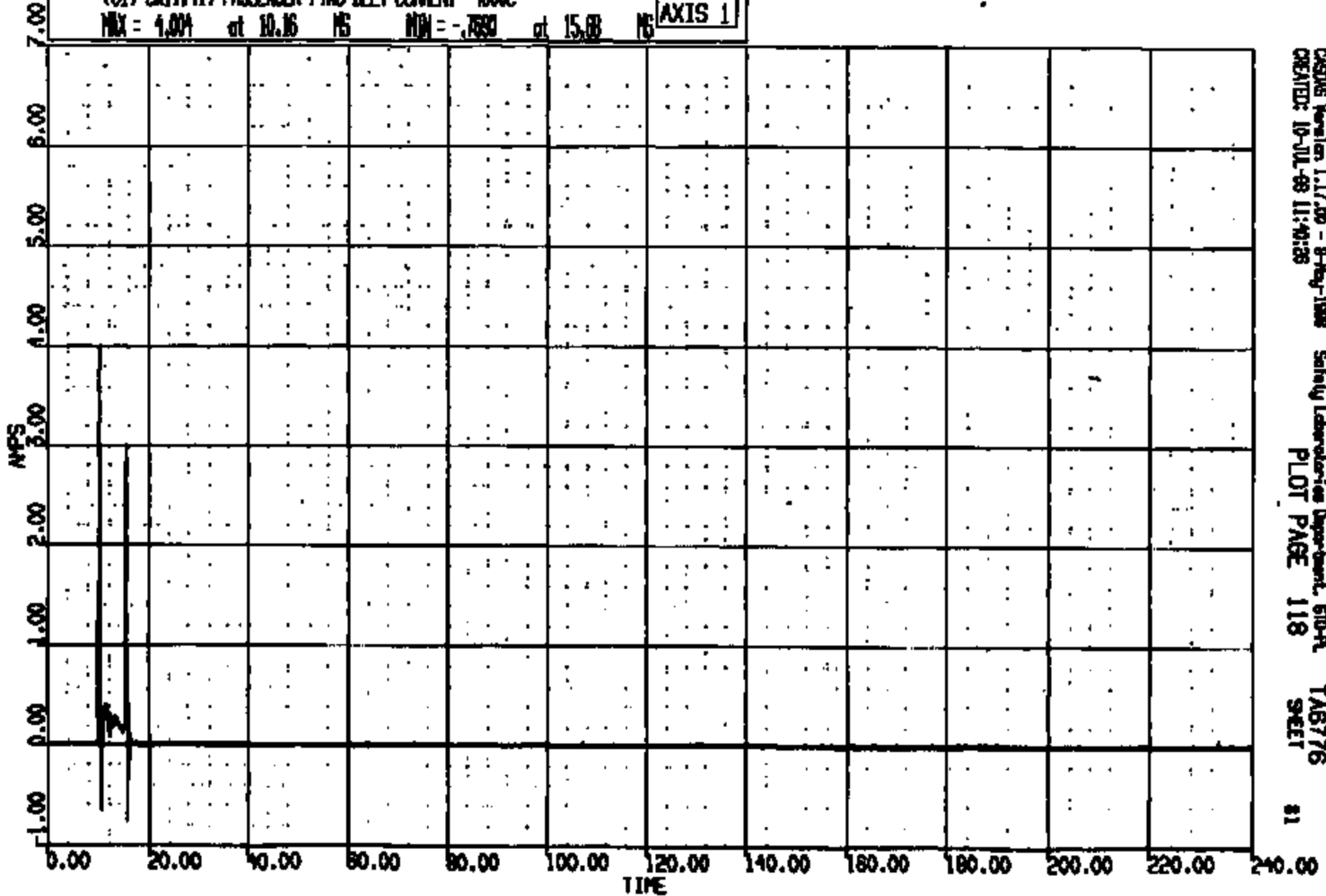
CRAMS Version 1.17.00 - 9-May-1999 Safety Laboratories Department, GPO-PL
CREATED: 10-JUL-98 11:46:24 PLOT PAGE 117 SHEET 80

CR R: 11141 TO: TAB776 DATE: 880710 10:30:12
2000 D-168

(81) CRIT/ALT PASSENGER PYRO BELT CURRENT 400C

MAX = 4.004 at 10.16 MS MIN = -.7680 at 15.08 MS

AXIS 1



CAQUS Version 1.17.00 - 8-May-1988
CREATED: 10-JUL-88 11:40:28

Safety Laboratories Department, STD-A
PLOT PAGE 118

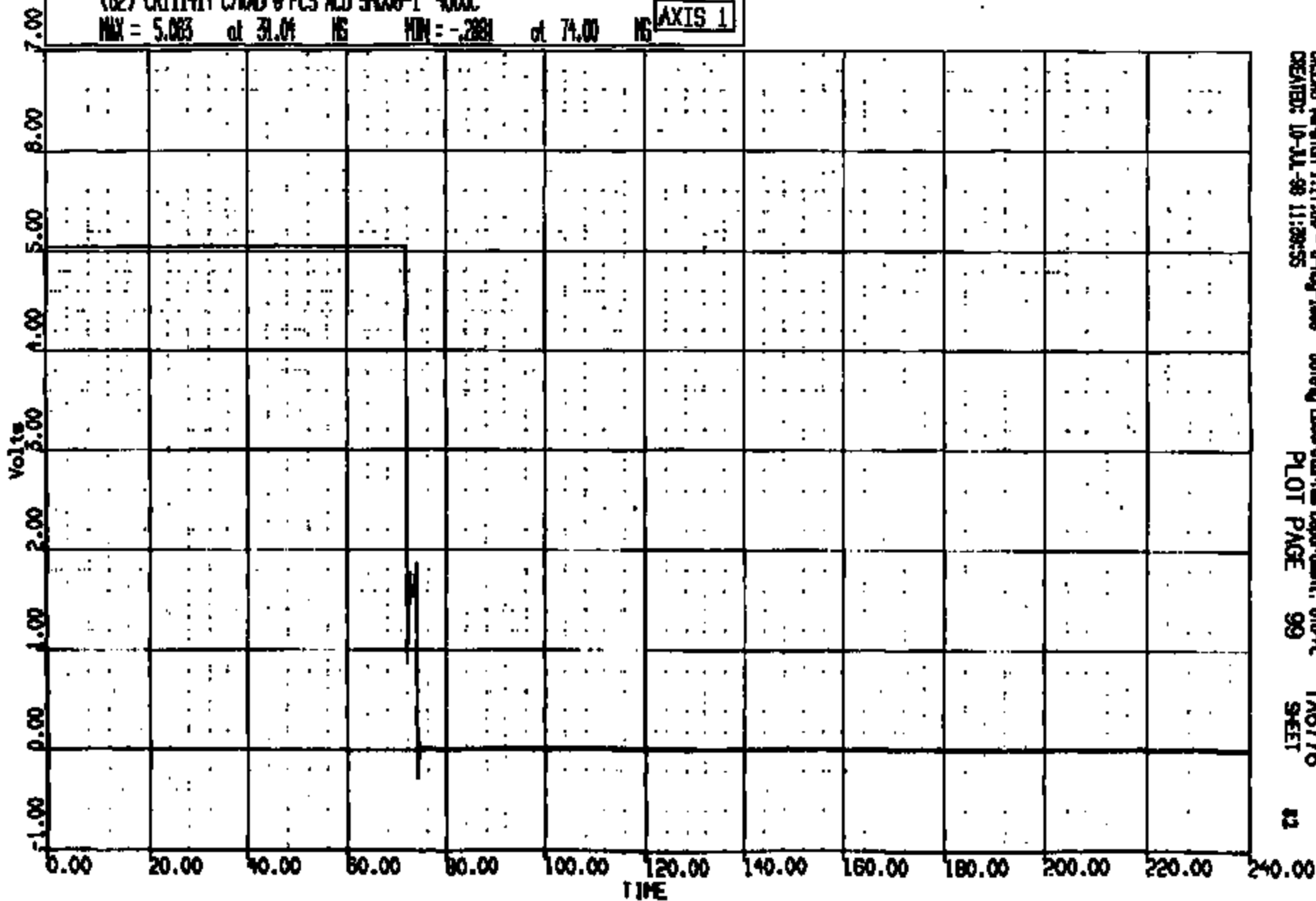
TAB776
SHEET

81

CRTS 001141

CR #: 11141 TO: TA6776 DATE: 880710 10:30:12
2000 D-188

(62) CR11141T C/NO. 0 FCS ACID 5000-1 400C
MAX = 5.083 at 31.04 NS MIN = -.2881 at 74.00 NS **AXIS 1**



CRSIS Version 1.17.00 - 8-May-1998
CREATED: 10-JUL-98 11:28:55

Safety Laboratories Department, 610-PL
PLOT PAGE 99

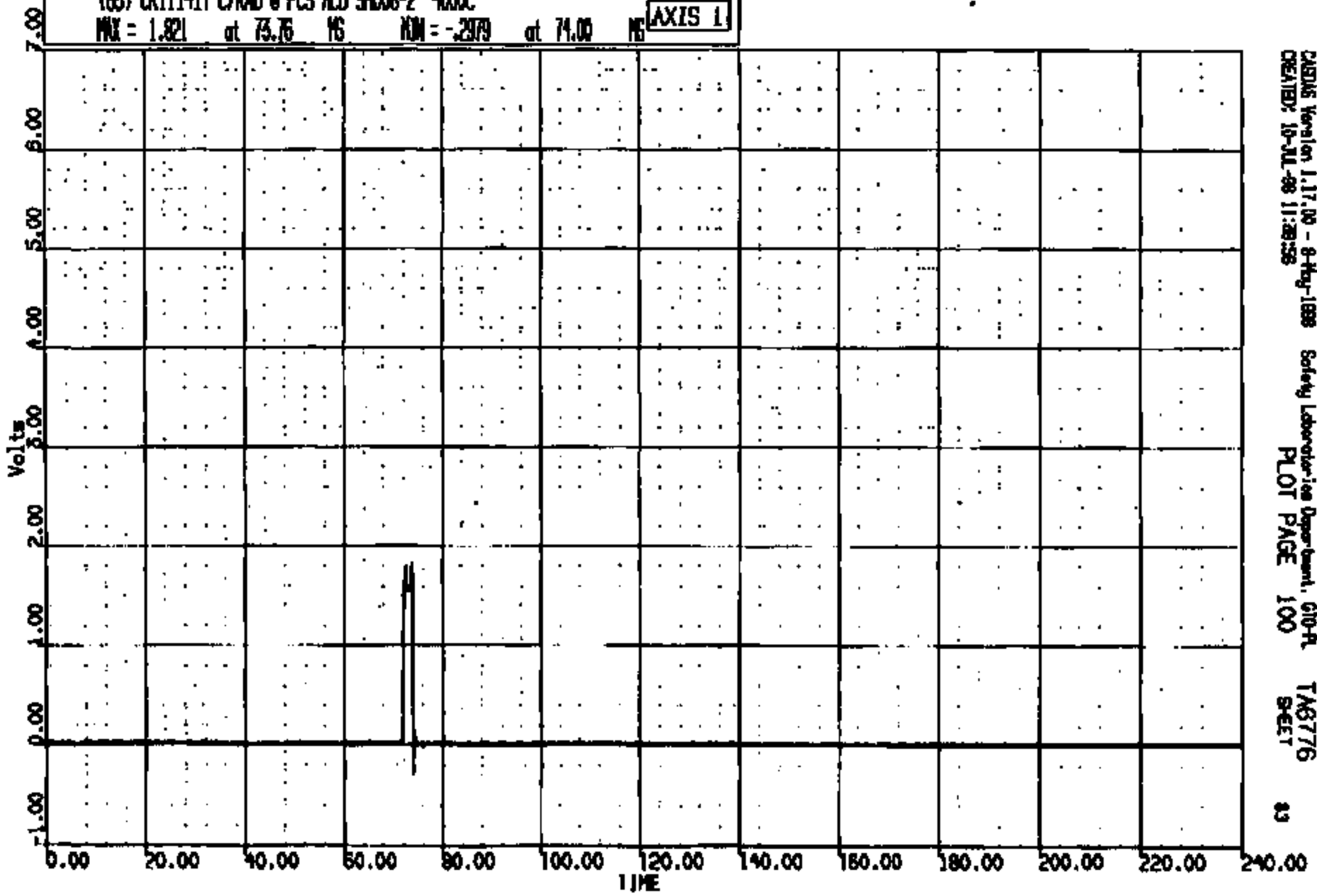
TA6776
SHEET

23

CRIS 001141

CR R: 11141 TO: TAG776 DATE: 980710 10:30:12
2000 D-188

(63) CR11141T C/RAD @ FCS ACD 59008-2 4000C
MAX = 1.821 at 73.76 MS MIN = -.2379 at 74.00 MS **AXIS 1**

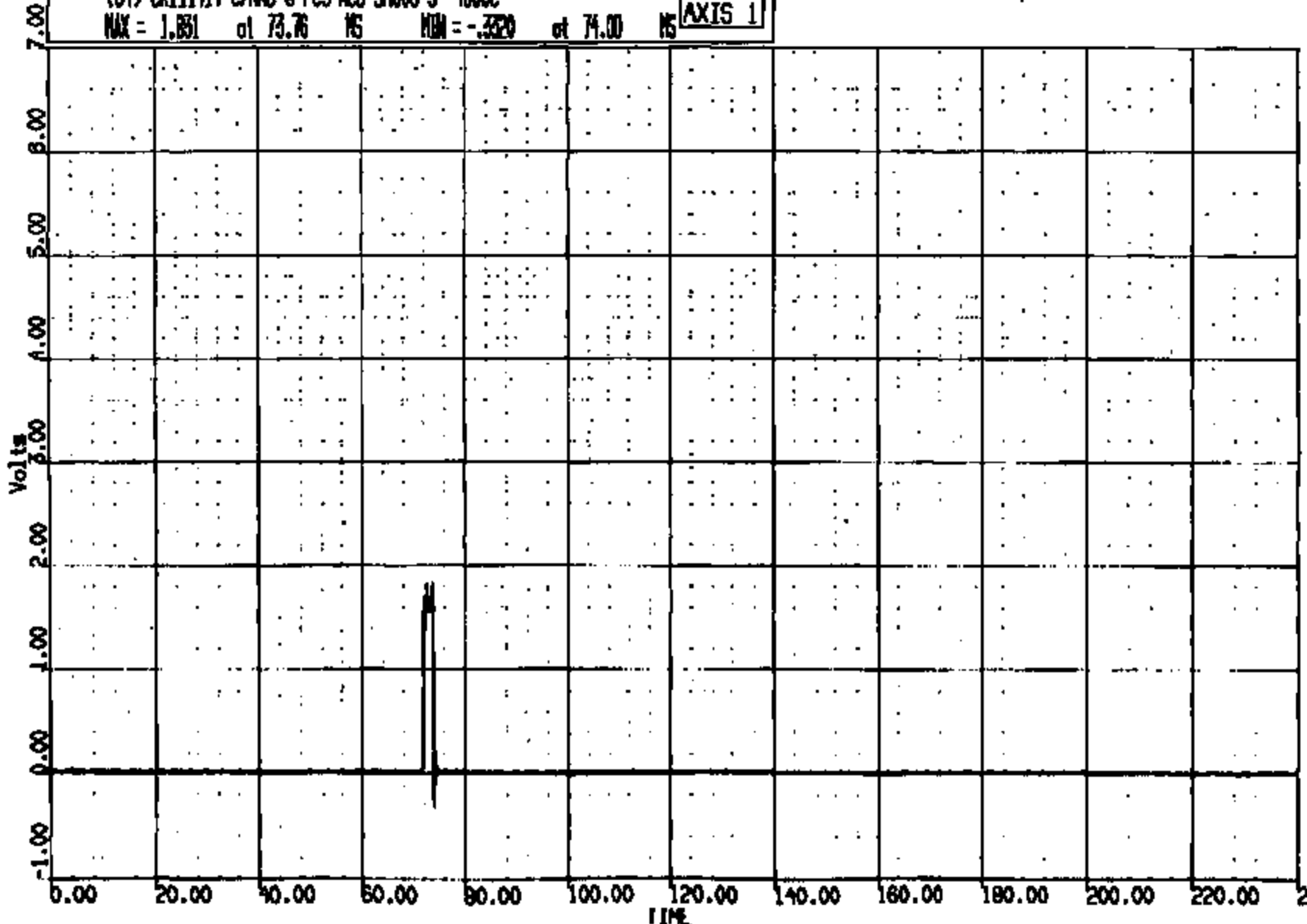


CADMS Version 1.17.00 - 8-Aug-1998 Safety Laboratories Department, G10-PL
CREATED: 10-JUL-98 11:28:58 PLOT PAGE 100 TAG776
SHEET

CRIS 0011141

CRIS 11141 TO: TAB776 DATE: 880710 10:50:12
2000 D-188

(64) CRIS1141T C/RAD @ FCS ACID SMOKE-3 4000C
MAX = 1.851 at 73.76 NS MIN = -.3520 at 74.00 NS **AXIS 1**



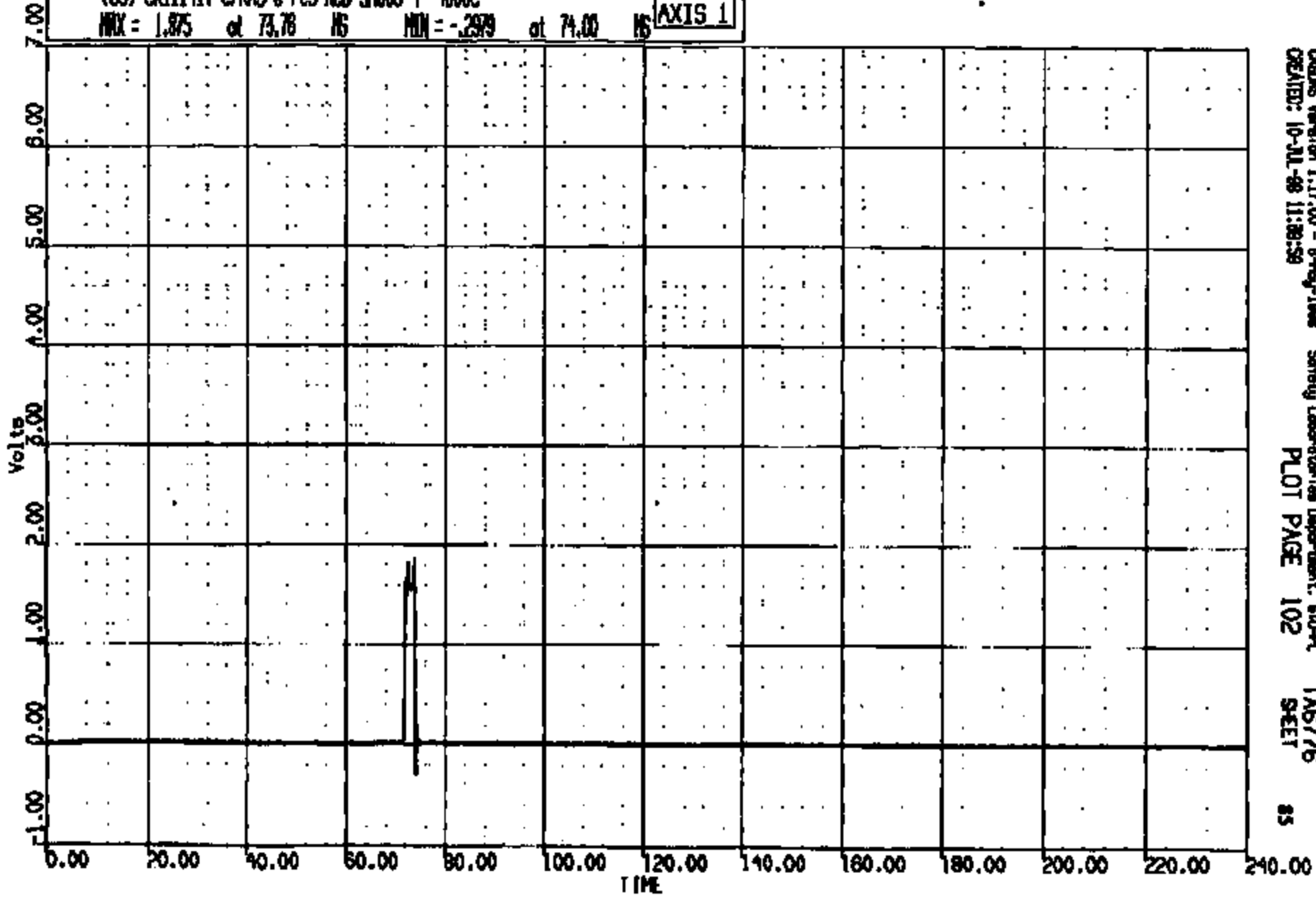
CRIS Version 1.17.00 - 8-May-1988
CREATED: 10-AUG-88 11:30:57

Safety Laboratory Department, 610-A
PLOT PAGE 101

TAB776
SHEET

CR R: 11141 TO: TAB776 DATE: 980710 10:30:12
2000 D-188

(65) CR11141T C/RAD @ FCS AND SMOKE-4 4000C
MAX = 1.875 at 73.78 NS MIN = -.2979 at 74.00 NS **AXIS 1**

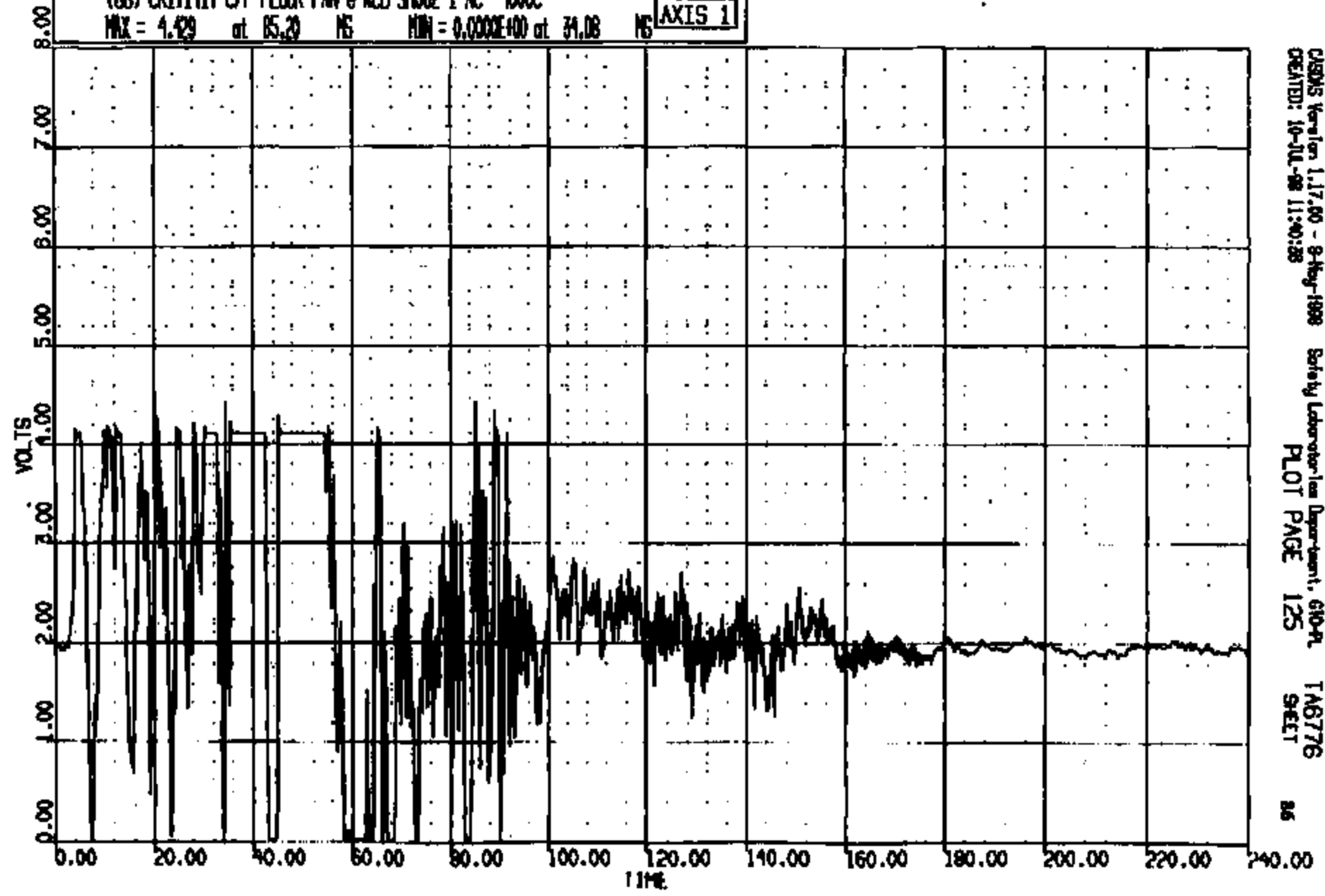


CRS Version 1.17.00 - 8-May-1998 Safety Laboratories Department, STD-PL
CREATED: 10-JUL-98 11:38:59 PLOT PAGE 102 SHEET 85

CRTS 0011141

CR R: 11141 TO: TA6776 DATE: 980710 10:30:12
2000 0-188

(88) CRTHAIT C/F FLOOR PWR @ ACD SHOX2-1 AC 400C
MAX = 4.429 at 15.20 NS MIN = 0.000E+00 at 31.08 NS **AXIS 1**

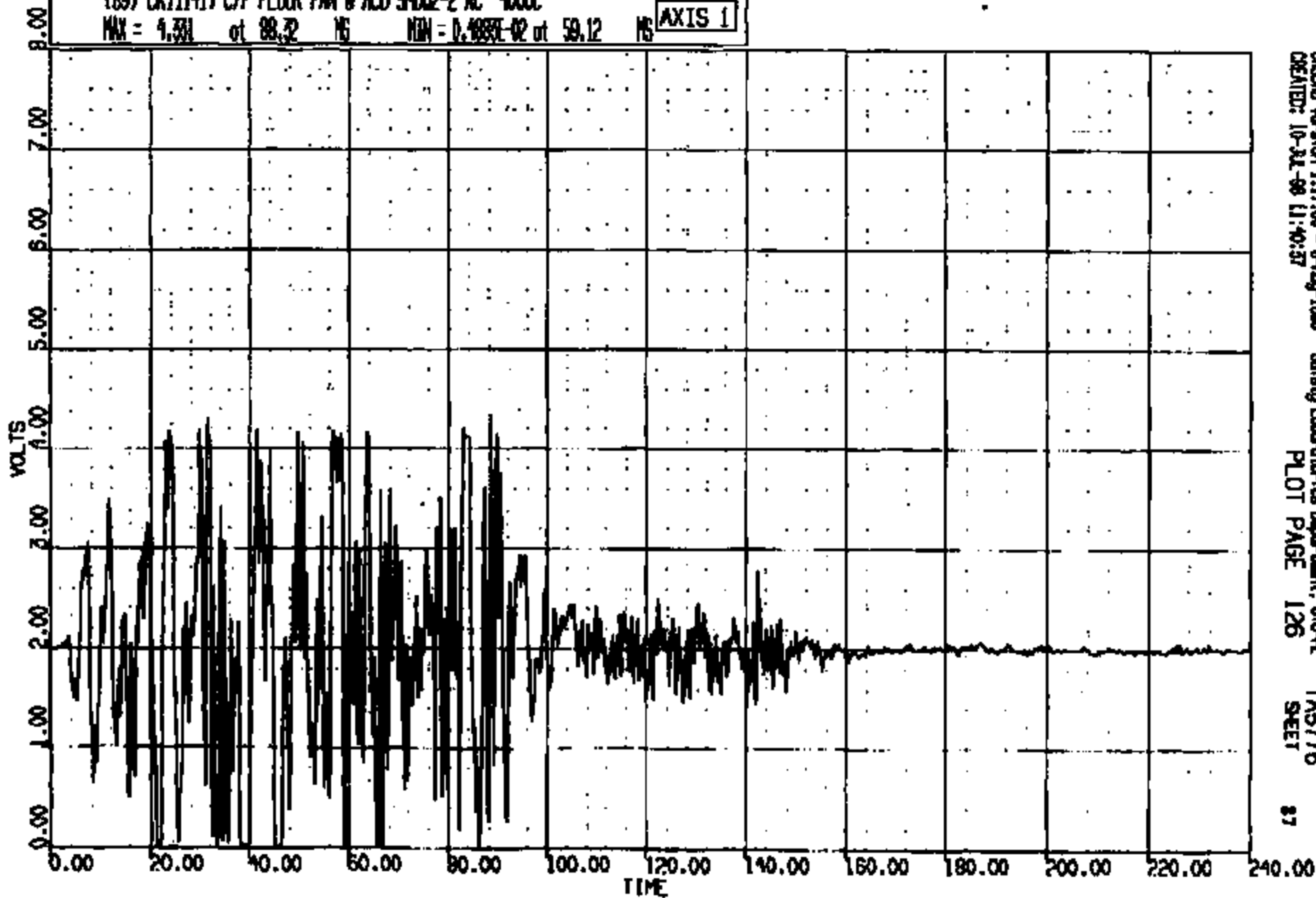


CASMS Version 1.17.00 - 9-May-1998 Safety Laboratory Department, 610-A
CREATED: 10-JUL-98 11:40:28 PLOT PAGE 125 SHEET 25

CRTS 0011141

CR R: 11141 TO: TAB776 DATE: 880710 10:30:12
2000 D-150

(89) CR11141T C/F FLOOR PAN @ ACD 9402-2 AC 4000C
MAX = 4.331 of 88.32 MS MIN = 0.4885E-02 of 59.12 MS **AXIS 1**



CRS Version 1.17.00 - 8-Aug-1988
CREATED: 10-31-88 11:40:37

Safety Laboratories Department, 610-PL
PLOT PAGE 126

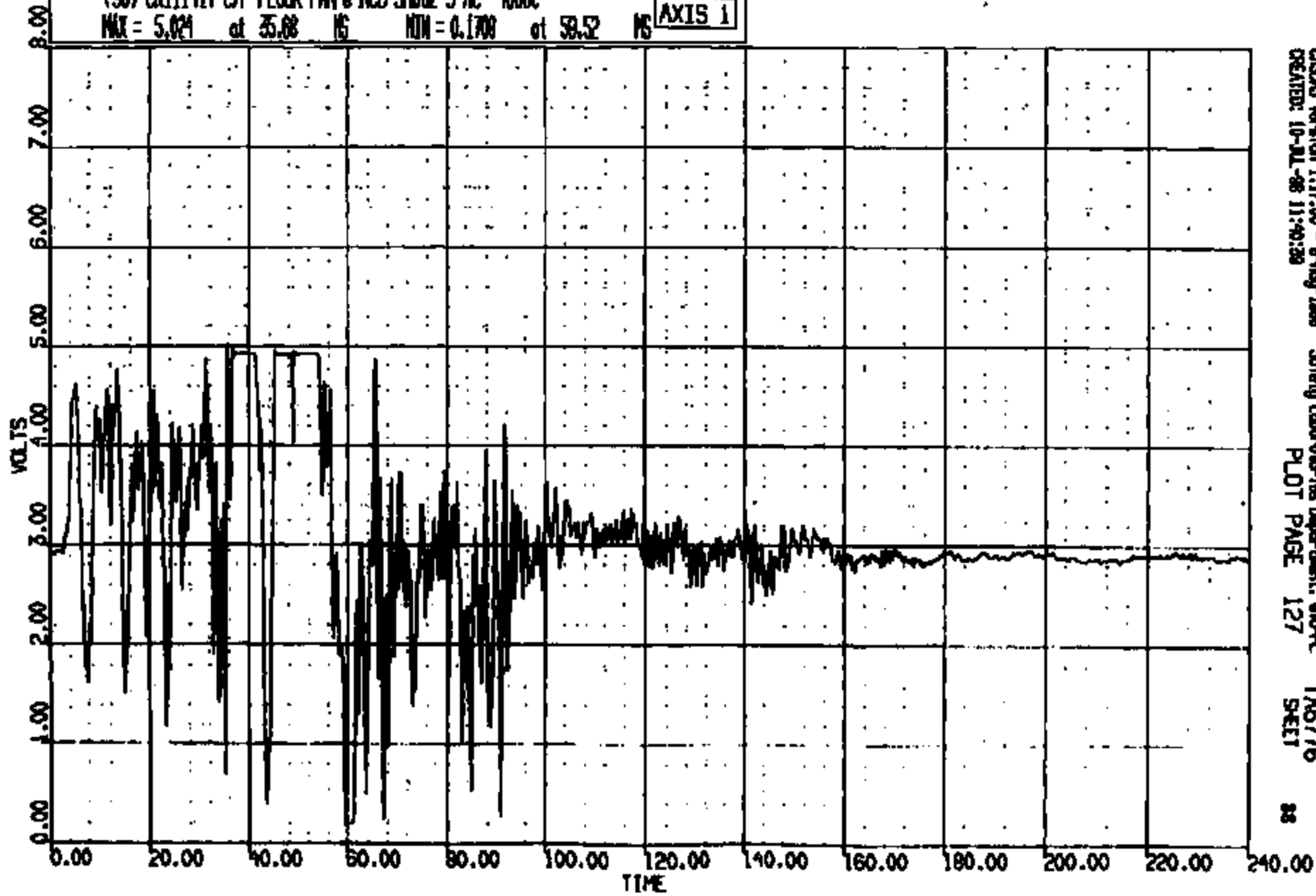
TAB776
SHEET

87

CR11141

CR R: 11141 TO: TAB776 DATE: 990710 10:30:12
2000 D-188

(90) CR11141T C/F FLOOR PAN @ ACD 99002-3 AC 4000C
MAX = 5.024 at 35.88 NS MIN = 0.1708 at 58.52 NS **AXIS 1**

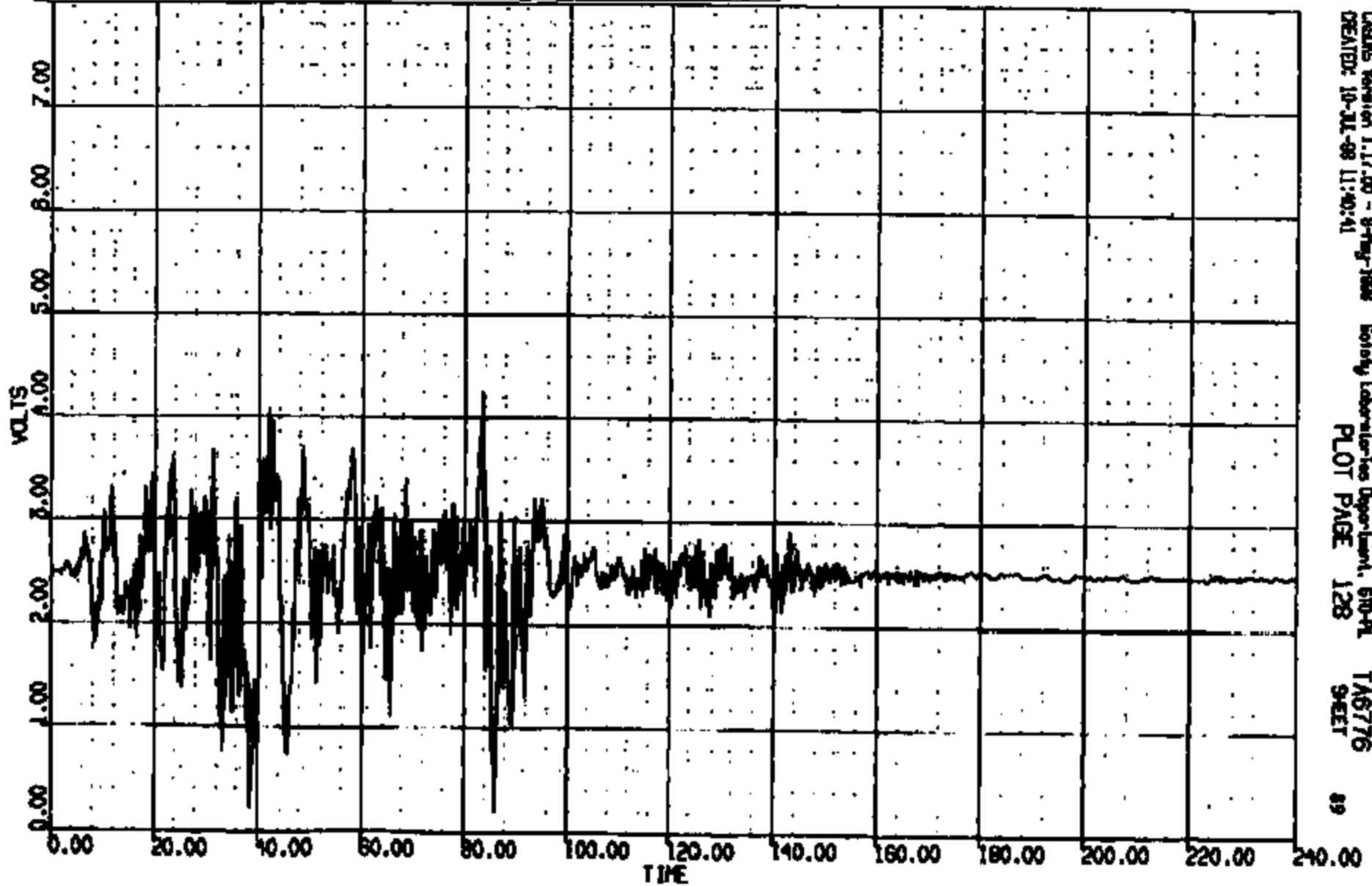


CISCO Version 1.17.00 - 8-Aug-1998 Safety Laboratory Department: 6904L
CREATED: 10-01-98 11:40:38 PLOT PAGE 127 SHEET 28

CRTS 001141

CR R: 11141 TO: TA6776 DATE: 990710 10:20:12
2000 D-199

(S1) CRIT141T C/F FLOOR PAN @ ACB 51002-4 AC 4000C
MAX = 4.253 at 83.44 NS MIN = 0.2002 at 85.00 NS **AXIS 1**

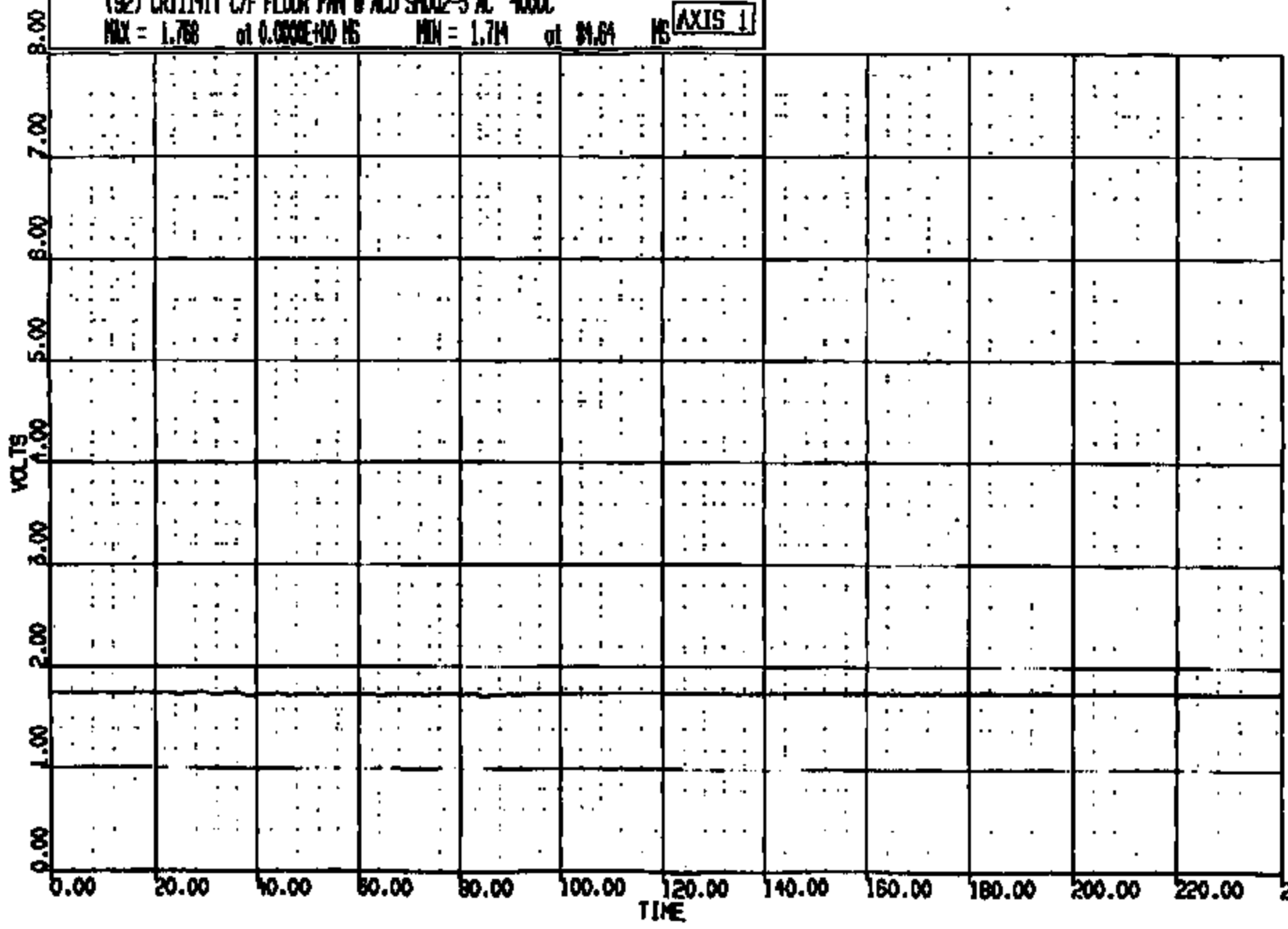


CRS05 Version 1.17.00 - 9-May-1998 Safety Laboratories Department, 610-01 TA6776
CREATED: 10-JUL-99 11:40:41 PLOT PAGE 128 SHEET 89

CRIS 001141

UNIT: 11141 TO: TAB776 DATE: 990710 10:30:12
8000 D-188

(92) CR11141T C/F FLOOR PAN @ ACD SP002-5 AC 400C
MAX = 1.768 at 0.000E+00 MS MIN = 1.714 at 81.64 MS **AXIS 1**




CADDS Version 1.17.00 - 8-May-1998 Safety Laboratories Department, 610-PL TAB776
CREATED: 10-JUL-99 11:40:42 PLOT PAGE 129 SHEET 90

CRTS 001141

CR R: 11141 TO: TABYTE DATE: 980710 10:30:12
2000 0-188

(98) CR11141T C/F FLOOR PW @ AED 9802-6 AC 400C
MAX = 2.329 of 56.32 NS MIN = 2.261 of 0.9800 NS **AXIS 1**

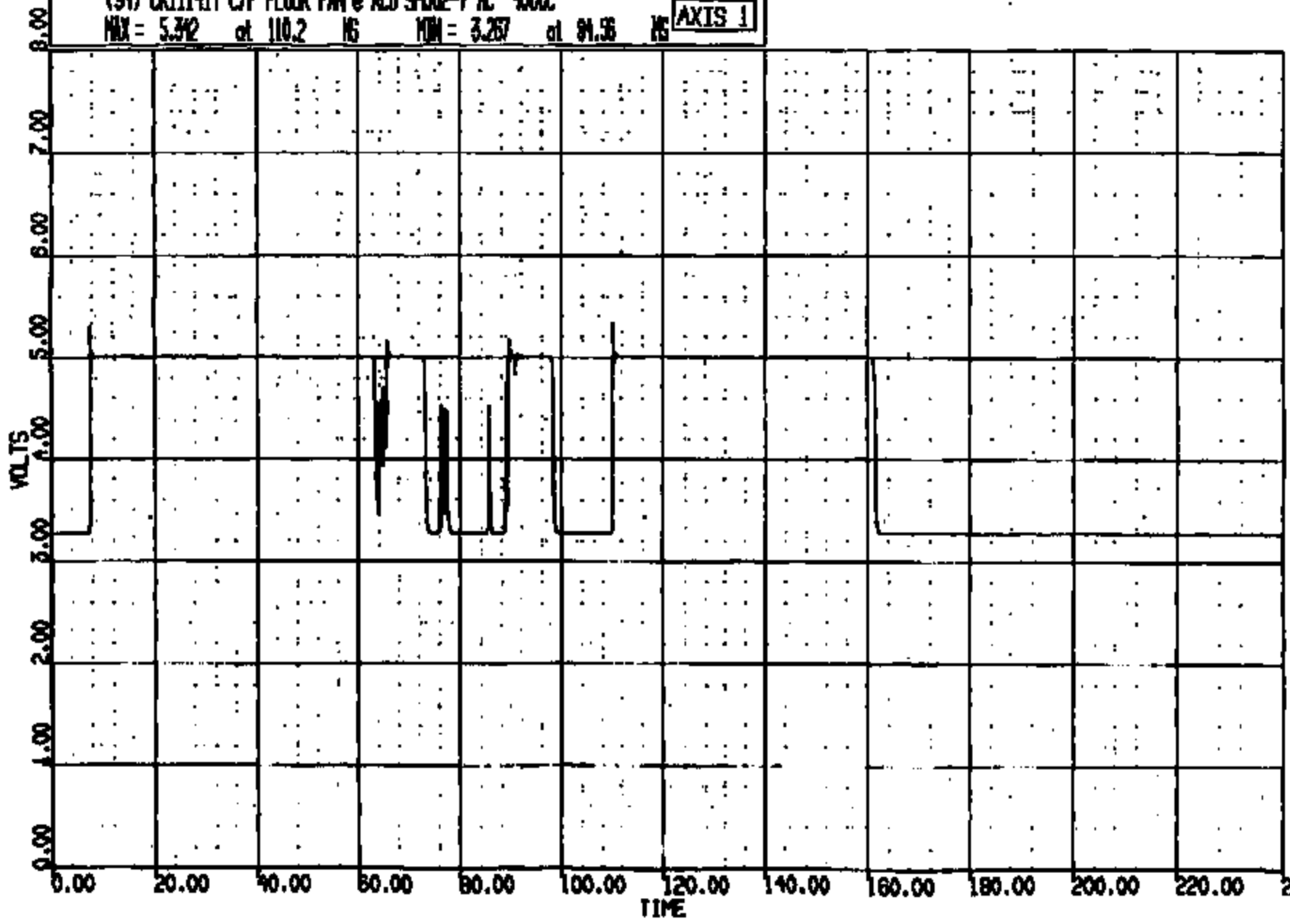


CRIMS Version 1.17.00 - 8-May-1998 Safety Laboratory Department, 600-PL
CREATED: 10-JUL-98 11:40:44 PLOT PAGE 130 SHEET 91

CRIS 0011141

CR R: 11141 TO: TAG776 DATE: 990710 10:50:12
2000 D-198

(91) CR11141T C/F FLOOR PAN @ ACD 94002-7 AC 4000C
MAX = 5.342 at 110.2 NS MIN = 3.267 at 91.36 NS **AXIS 1**

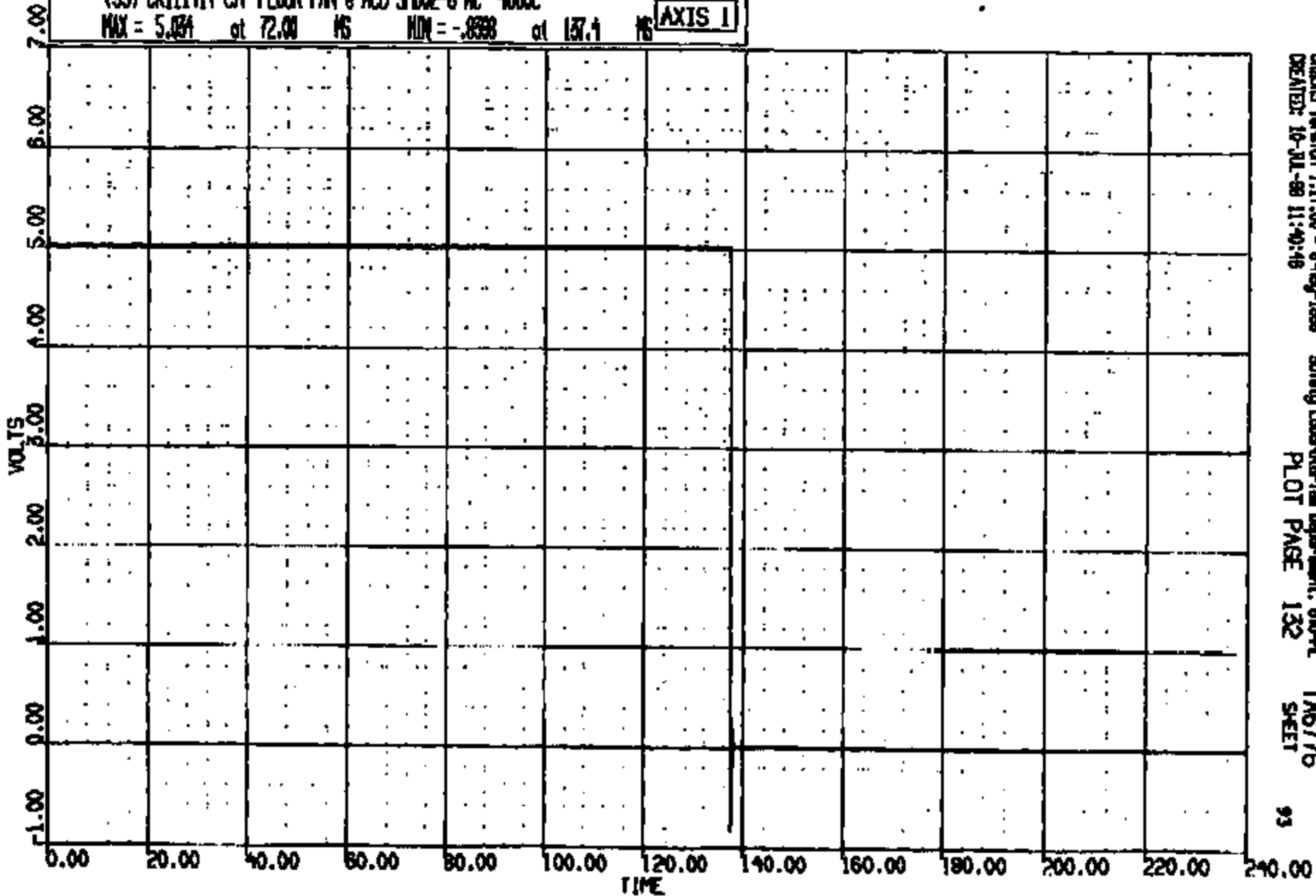


CRSIS Version 1.17.00 - 9-May-1999 Safety Laboratory Department, 6th Fl. TAG776
CREATED: 10-MAR-99 11:40:45 PLOT PAGE 131 SHEET 92

CRIS 0011141

CR R: 11141 TO: TA6776 DATE: 980710 10:50:12
2000 D-188

(95) CRITICAL CAF FLOOR PAN @ ACD SPK2-8 AC 400C
MAX = 5.084 at 72.00 MS MIN = -.8388 at 137.1 MS **AXIS 1**



CRSIS Version 1.17.00 - 8-May-1998
CREATED: 10-JUL-98 11:40:18

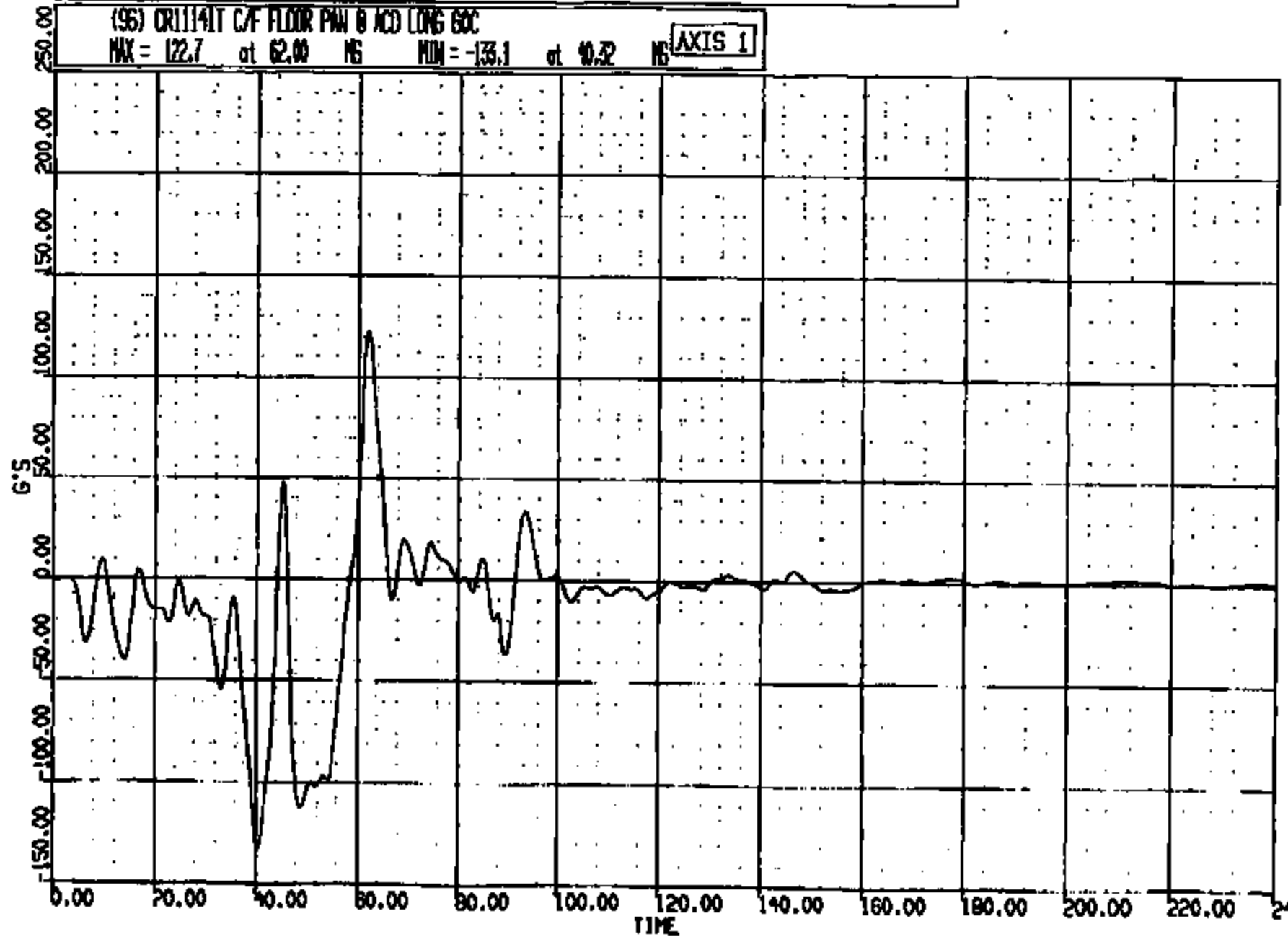
Safety Laboratory Department, 6th Fl
PLOT PAGE 132

TA6776
SHEET

CRTS 0011141

CR R: 11141 TO: TAB776 DATE: 980710 10:50:12
2000 D-188

(96) CR11141T C/F FLOOR PAN @ ACD LONG 60C
MAX = 122.7 at 62.00 NS MIN = -133.1 at 40.32 NS **AXIS 1**

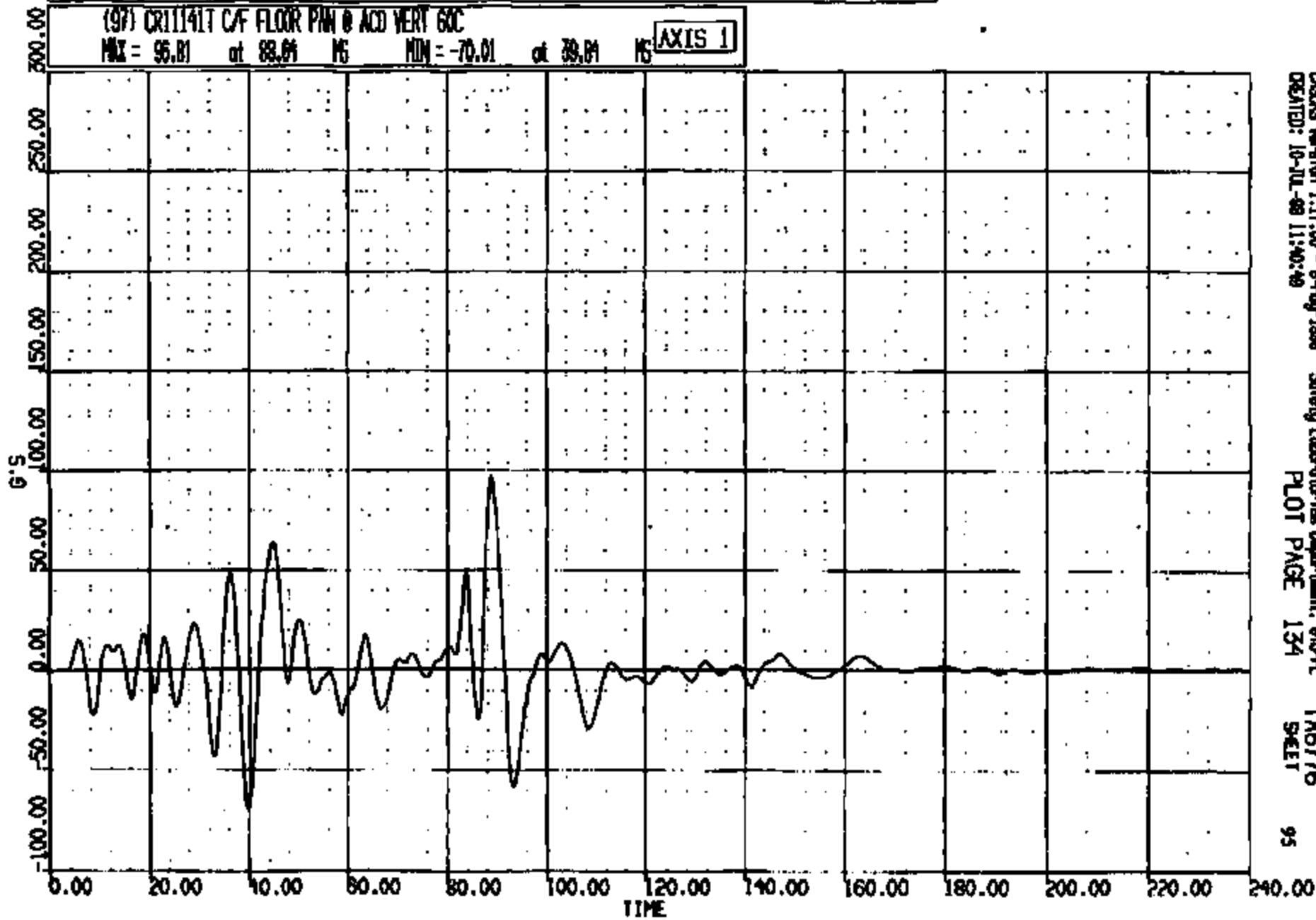


CHSNG Version 1.17.00 - 6-May-1998 Safety Laboratories Department, 610-PL
CREATED: 10-JUL-98 11:40:48 PLOT PAGE 133 TAB776
94 SHEET

CRTS 001141

CR R: 11141 TO: TAB776 DATE: 980710 10:30:12
2000 D-19B

(97) CR11141T C/F FLOOR PAN @ ACQ VERT 60C
MAX = 95.81 at 88.84 MS MIN = -70.01 at 89.84 MS **AXIS 1**

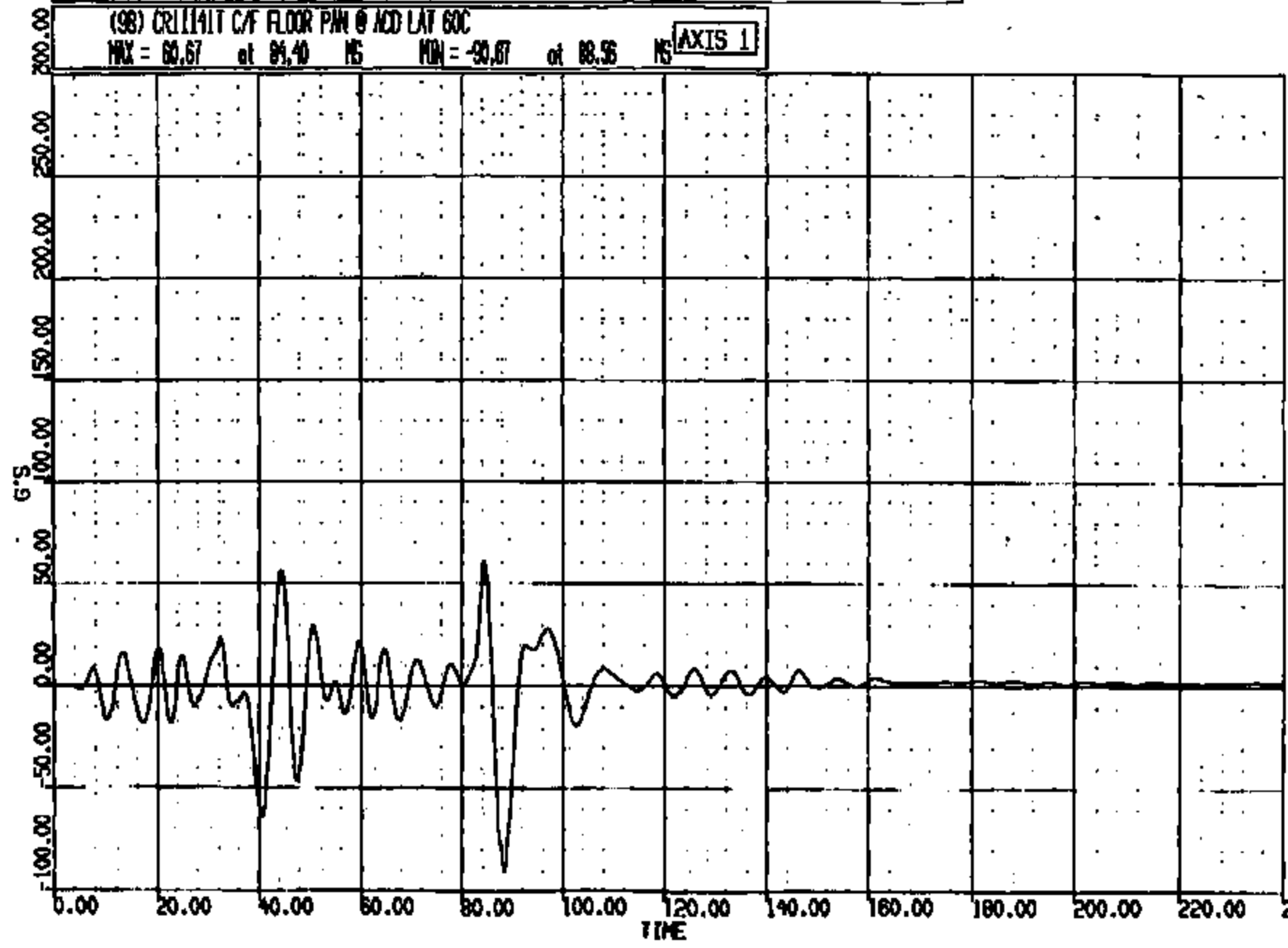


CASAS Version 1.17.00 - 8-Aug-1998 Safety Laboratories Department, 610-A
CREATED: 10-JUL-98 11:40:49 PLOT PAGE 134 TAB776
SHEET 95

CRTS001141

CR R# 11141 TO: TAG776 DATE: 980710 10:30:12
2000 0-188

(98) CR11141T C/F FLOOR PMN @ ACD LAT 60C
MAX = 60.67 at 84.40 MS MIN = -90.67 at 88.56 MS **AXIS 1**



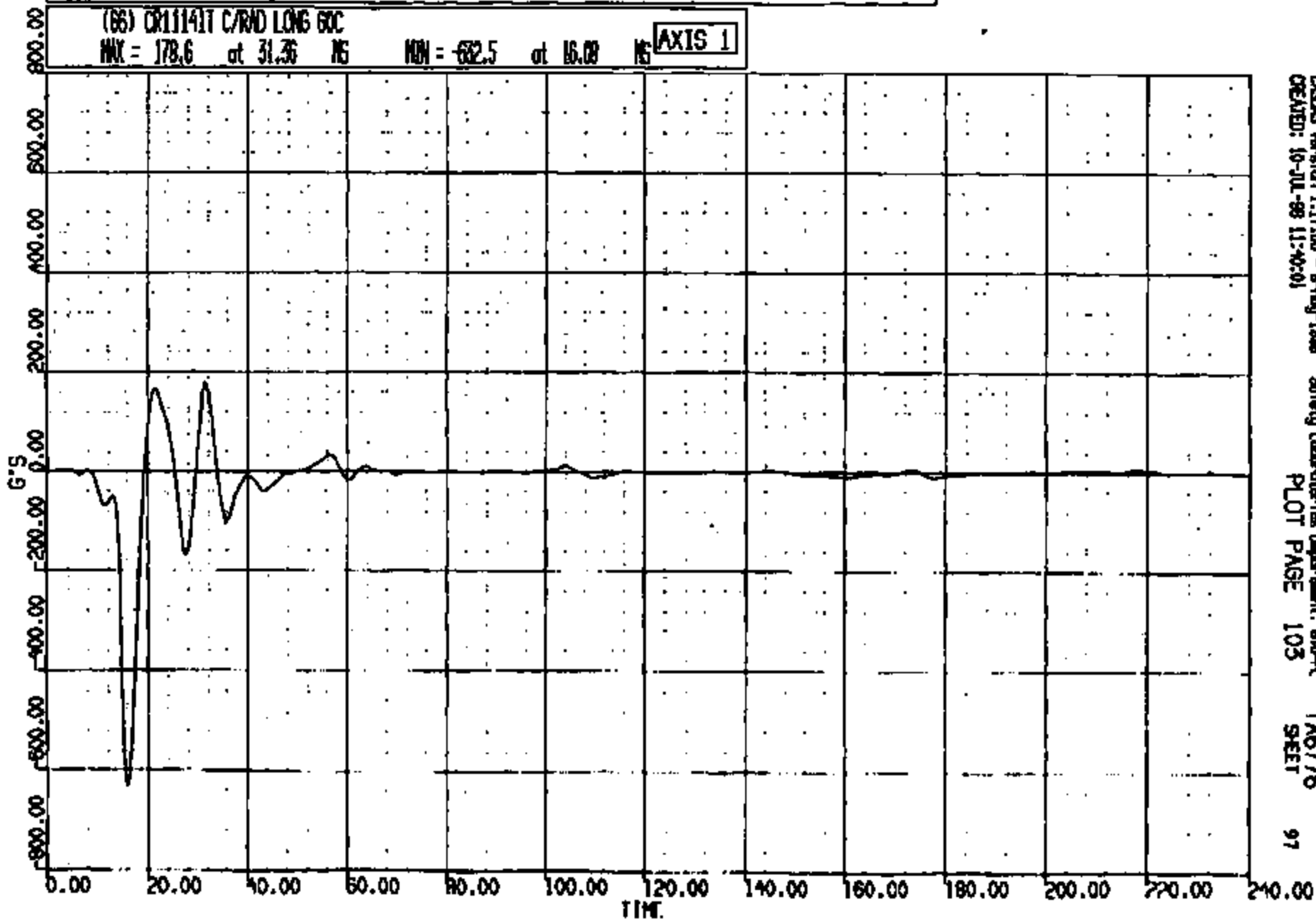
CHSIS Version 1.17.00 - 8-Aug-1998 Safety Laboratories Department, 610-PL TAG776
CREATED: 10-JUL-98 11:40:51 PLOT PAGE 135 9-SHEET 96

CRTS 001141

DIR: 11141 TO: TAB776 DATE: 980710 10:30:12
R000 D-169

(66) CR11141T C/RND LONG GPC

MAX = 178.6 at 31.36 MS MIN = -632.5 at 16.08 MS **AXIS 1**

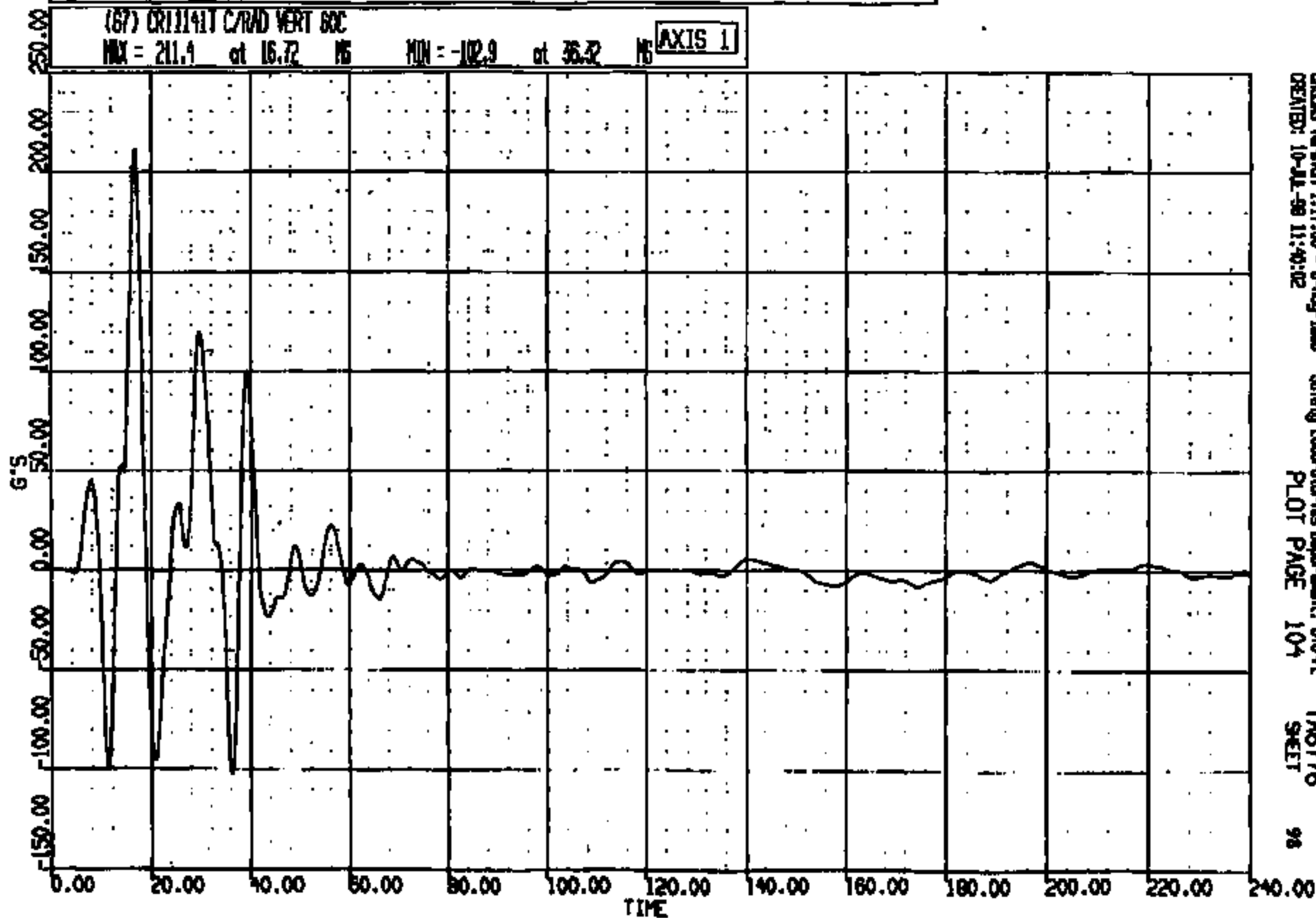


DISKS Version 1.17.00 - 8-May-1998 Safety Laboratories Department, GPO-PL
CREATED: 10-JUL-98 11:40:01 PLOT PAGE 103 SHEET 97

CRIS 001141

CR R: 11141 TO: TA6776 DATE: 980710 10:50:12
2000 D-188

(67) CR111411 C/RAD VERT 80C
MAX = 211.4 at 16.72 MS MIN = -102.9 at 36.32 MS **AXIS 1**



CRS Version 1.17.00 - 8-Aug-1998
CREATED: 10-JUL-98 11:40:02

Safety Laboratories Department, 610-A
PLOT PAGE 104

TA6776
SHEET

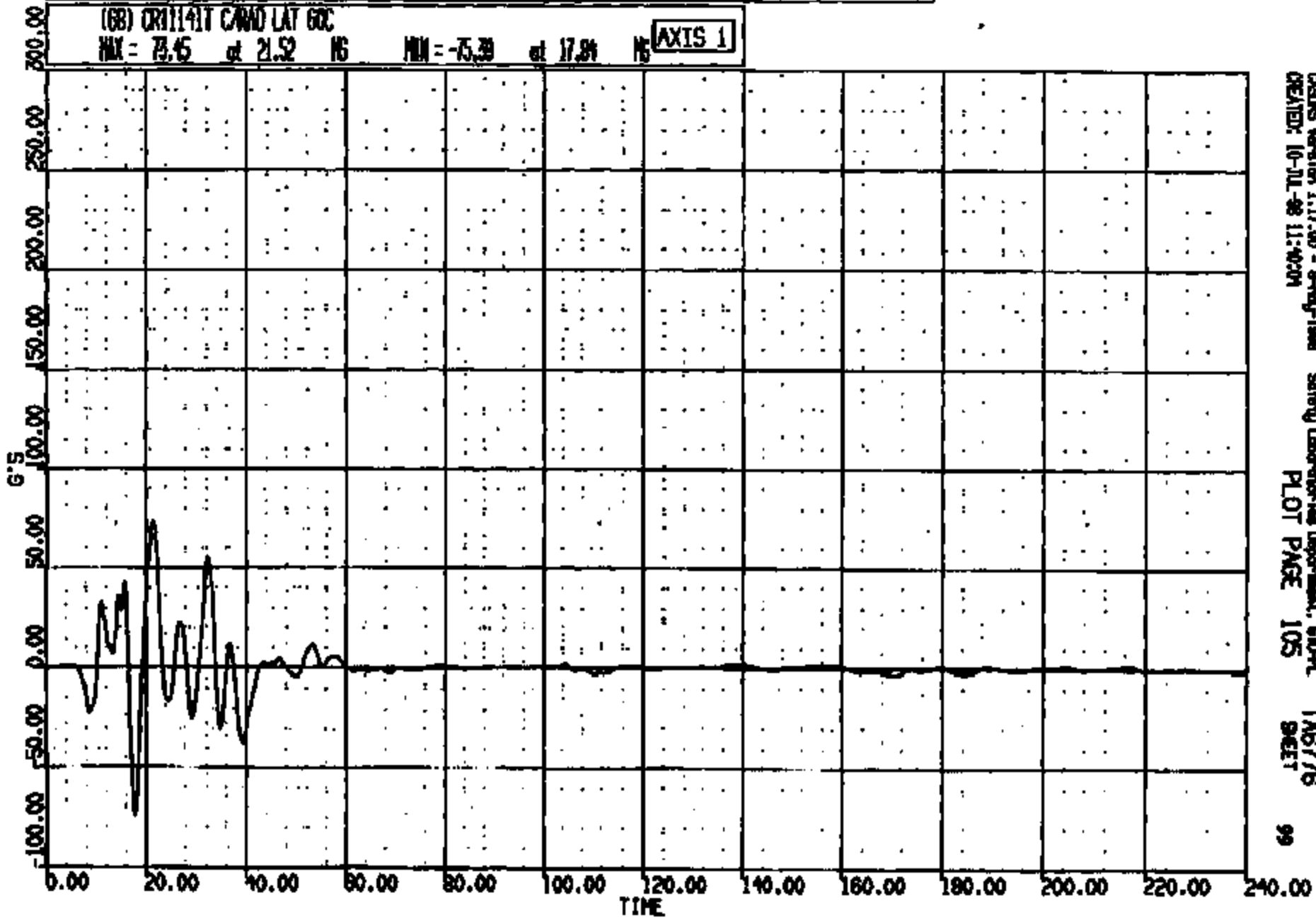
98

CRIS 0011141

CR RI: 11141 TO: TA6776 DATE: 980710 10:30:12
2000 D-188

(68) CR11141T CARD LAT GC
MAX = 73.45 at 21.52 NS MIN = -75.39 at 17.84 NS

AXIS 1

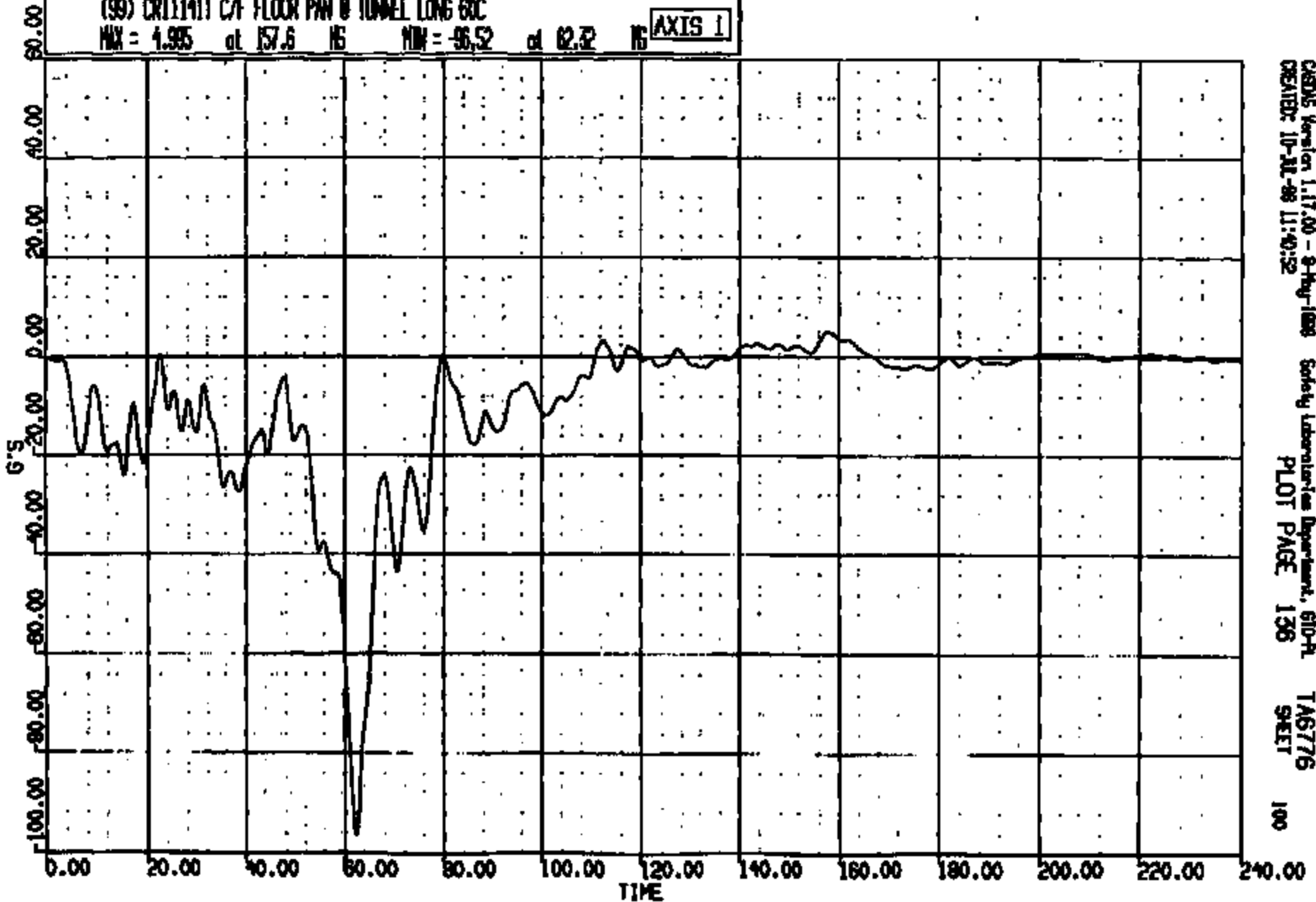


CRS Version 1.17.00 - 8-Aug-1998 Safety Laboratories Department, SDPL TA6776
CREATED: 10-JUL-98 11:40AM PLOT PAGE 105 SHEET 99

CRIS 001141

CR R: 11141 TO: TAB776 DATE: 980710 10:50:12
2000 D-168

(99) CR11141T C/F FLOOR PAN @ TUNNEL LONG 60C
MAX = 4.995 at 157.6 NS MIN = -96.52 at 62.32 NS **AXIS 1**



CRS Version 1.17.00 - 9-May-1998
CREATED: 10-Jul-98 11:40:52

Safety Laboratories Department, 610-PL
PLOT PAGE 136

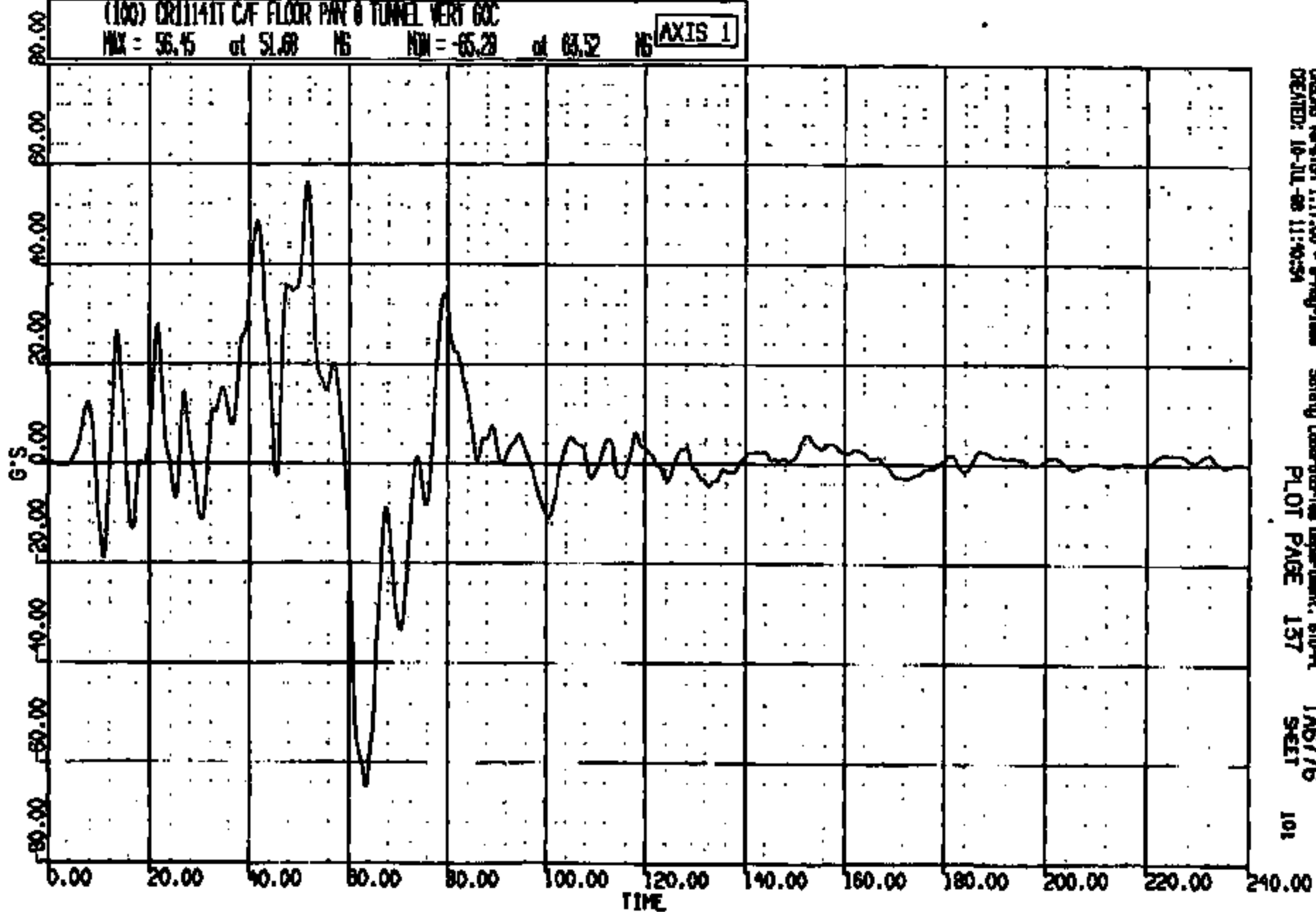
TAB776
SHEET

100

CRTS 001141

CR R: 11141 TO: TAG776 DATE: 980710 10:20:12
2000 D-180

(100) CR11141T C/F FLOOR PAN @ TUNNEL VERT 60C
MAX = 56.45 at 51.68 MS MIN = -65.28 at 63.32 MS **AXIS 1**

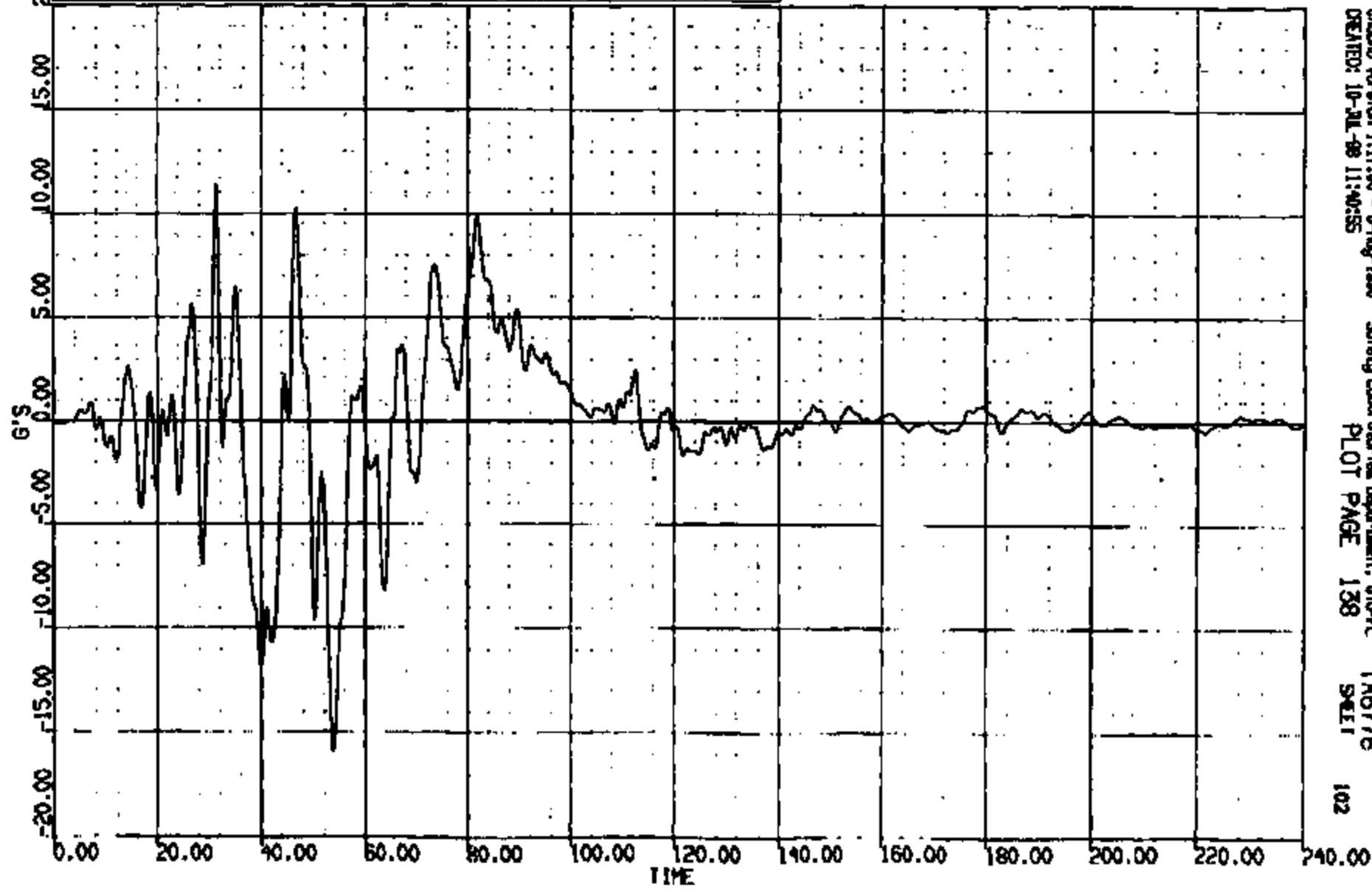


CRS Version 1.17.00 - 8-Aug-1998 Safety Laboratories Department, 610-A
CREATED: 10-JUL-98 11:40:54 PLOT PAGE 137 TAG776 SHEET 101

CRIS 001141

CR R: 11141 TO: TAB776 DATE: 880710 10:30:12
2000 D-188

(101) CR11141T C/F FLOOR PAN @ TUNNEL LAT 60C
MAX = 11.36 at 31.35 MS MIN = -15.91 at 53.68 MS **AXIS 1**

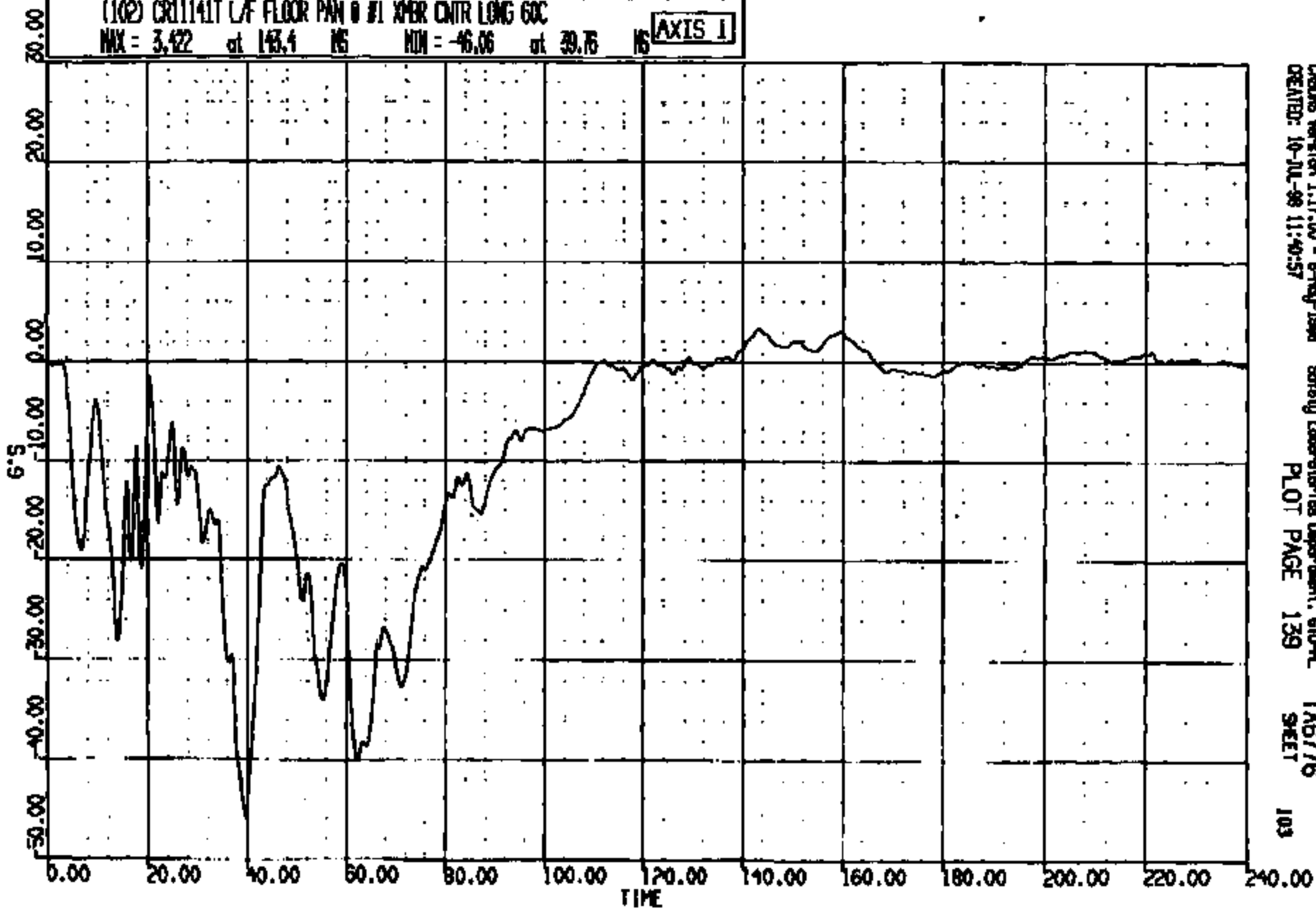


CRSUS Version 1.17.00 - 8-May-1988 Safety Laboratories Department, STORL
CREATED: 10-JUL-88 11:40:55 PLOT PAGE 138 SHEET 102

CRIS 001141

CR R: 11141 TO: TA6778 DATE: 980710 10:30:12
2000 0-198

(102) CR11141T L/F FLOOR PAN @ #1 XPER CNTR LONG 60C
MAX = 3.422 at 143.4 NS MIN = -46.06 at 39.75 NS **AXIS 1**

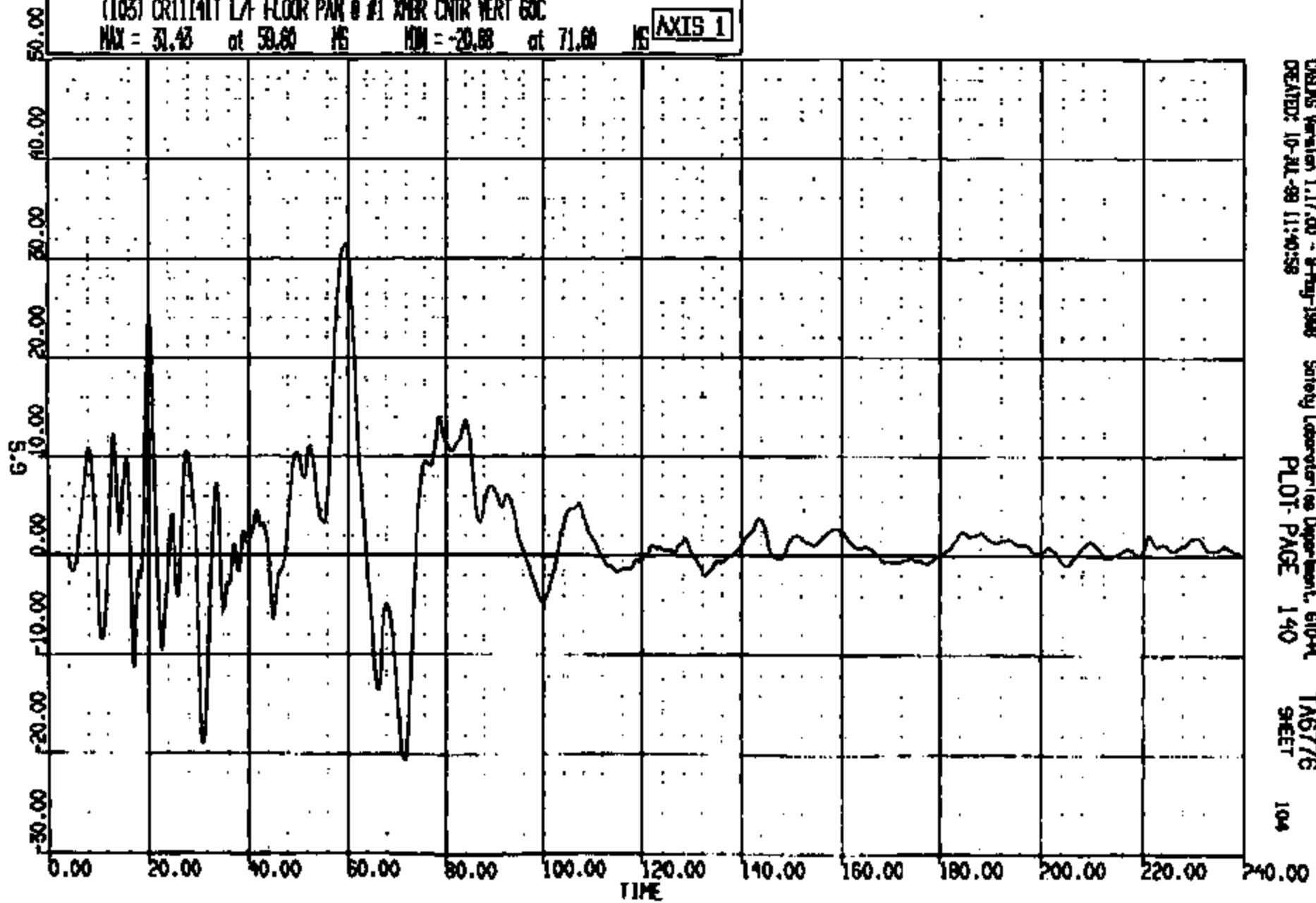


CRSIS Version 1.17.00 - 8-May-1999 Safety Laboratories Department, SRO-RL TA6778
CREATED: 10-JUL-98 11:40:57 PLOT PAGE 139 SHEET 103

CRIS 001141

CR R: 11141 TO: TAG778 DATE: 980710 10:30:12
2000 D-186

(103) CR11141T L/F FLOOR PAN #1 XMR CNTR VERT GOC
MAX = 31.43 at 59.60 MS MIN = -20.88 at 71.60 MS **AXIS 1**



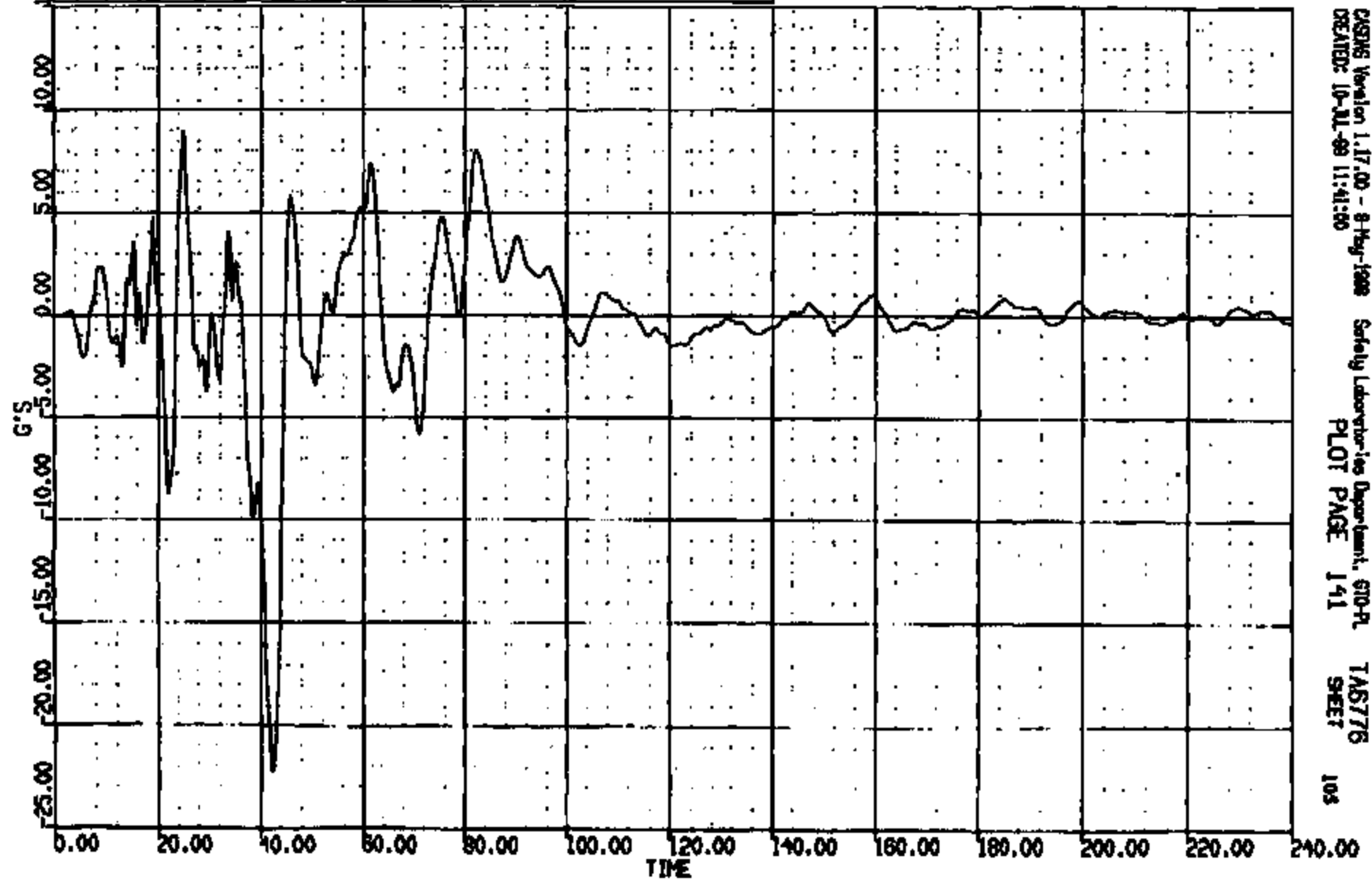
CADDS Version 1.17.00 - 8-May-1998 Safety Laboratories Department, 610-PL TAG776
CREATED: 10-AUG-98 11:40:58 PLOT PAGE 140 SHEET 104

CRIS 001141

CON R: 11141 TO: TAB776 DATE: 980710 10:30:12
R000 D-188

(104) ORIGIN L/F FLOOR PAN @ #1 XMR CNTR LAT 60C
MAX = 8.956 at 24.88 MS MIN = -22.32 at 42.32 MS

AXIS 1

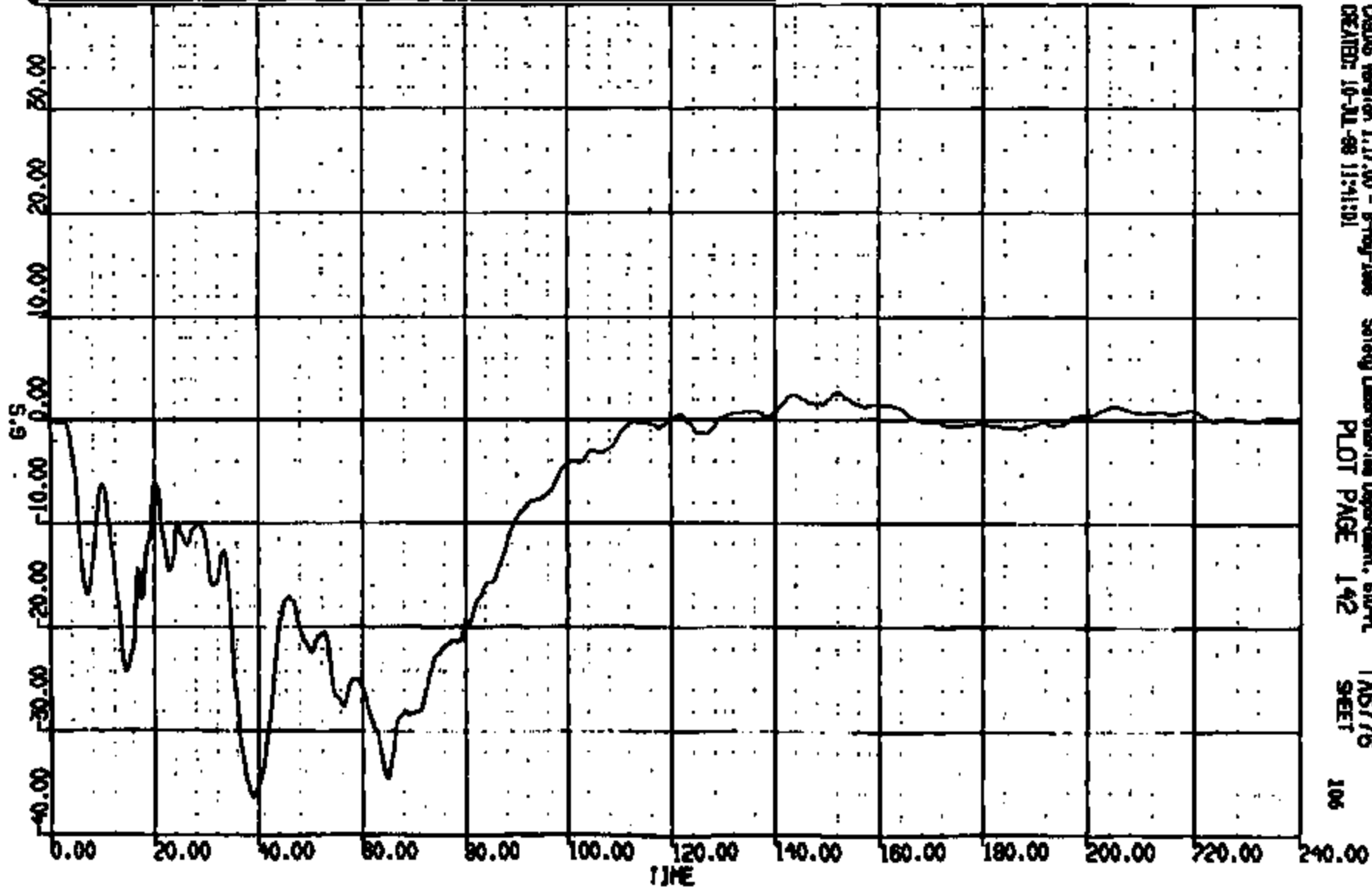


CSEHS Version 1.17.00 - 8-May-1998 Safety Laboratories Department, 610-PL
CREATED: 10-21-99 11:41:50 PLOT PAGE 141 SHEET 103

CRTS 001141

CR R: 11141 TO: TAB776 DATE: 990710 10:50:12
2000 D-188

(105) CR11141T L/O-PLR INSIDE @ RRR LONG GOC
MIN = 2.527 at 152.1 MS MAX = -36.47 at 38.96 MS **AXIS 1**



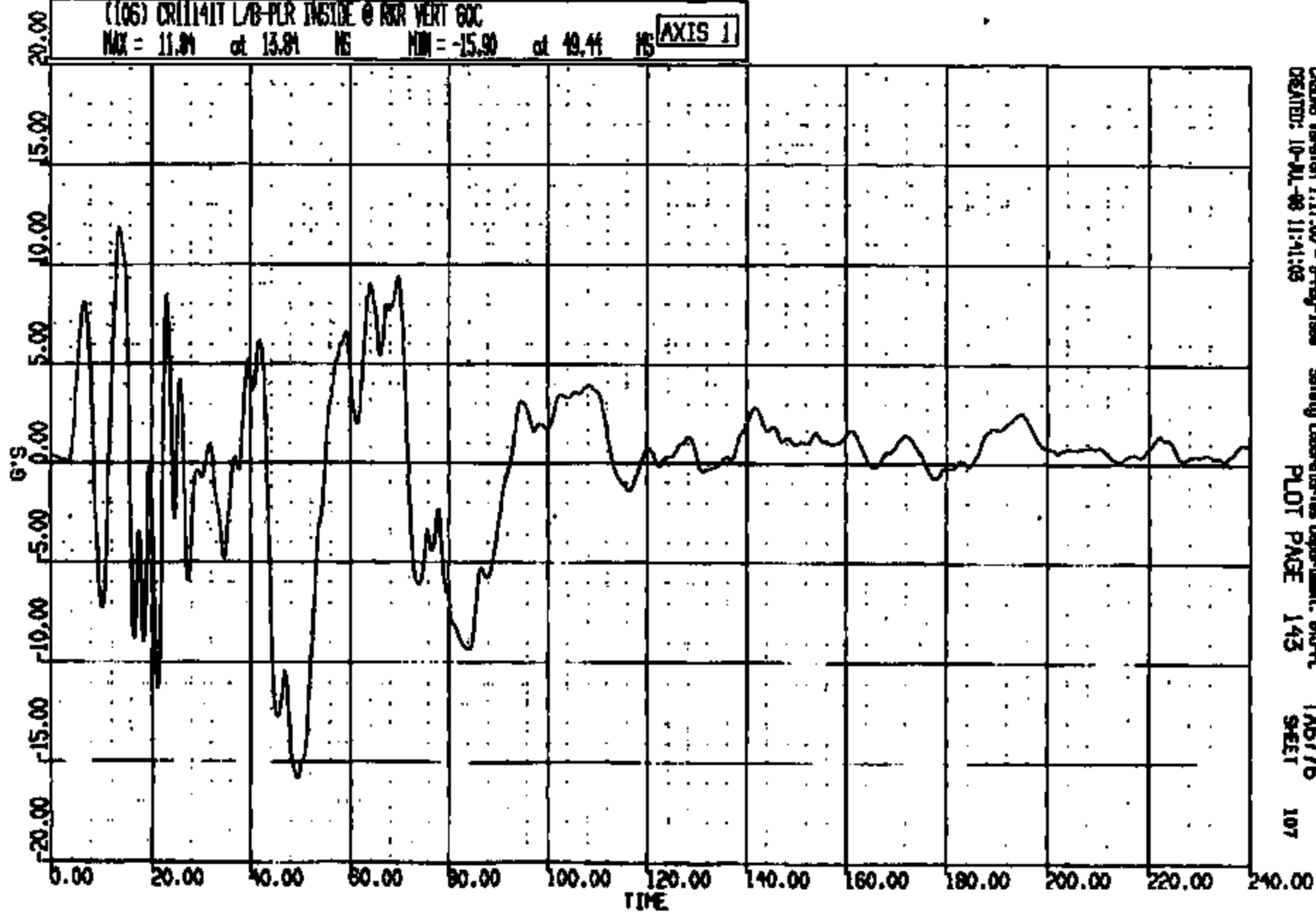
CRSUS Version 1.17.00 - 8-May-1998 Safety Laboratories Department, EMD-RL
CREATED: 10-JUL-98 11:41:01
PLOT PAGE 142
TAS776
SHEET
106

CR1S 001141

CR R: 11141 TO: TAG776 DATE: 980710 10:50:12
2000 D-188

(06) CR11141T L/B-PLR INSIDE @ ROR VERT 60C
MAX = 11.81 at 13.81 NS MIN = -15.90 at 49.44 NS

AXIS 1



CRS08 Version 1:17:00 - 8-May-1998
CREATED: 10-JUL-98 11:41:05

Safety Laboratories Department, 670-Ft.
PLOT PAGE 143

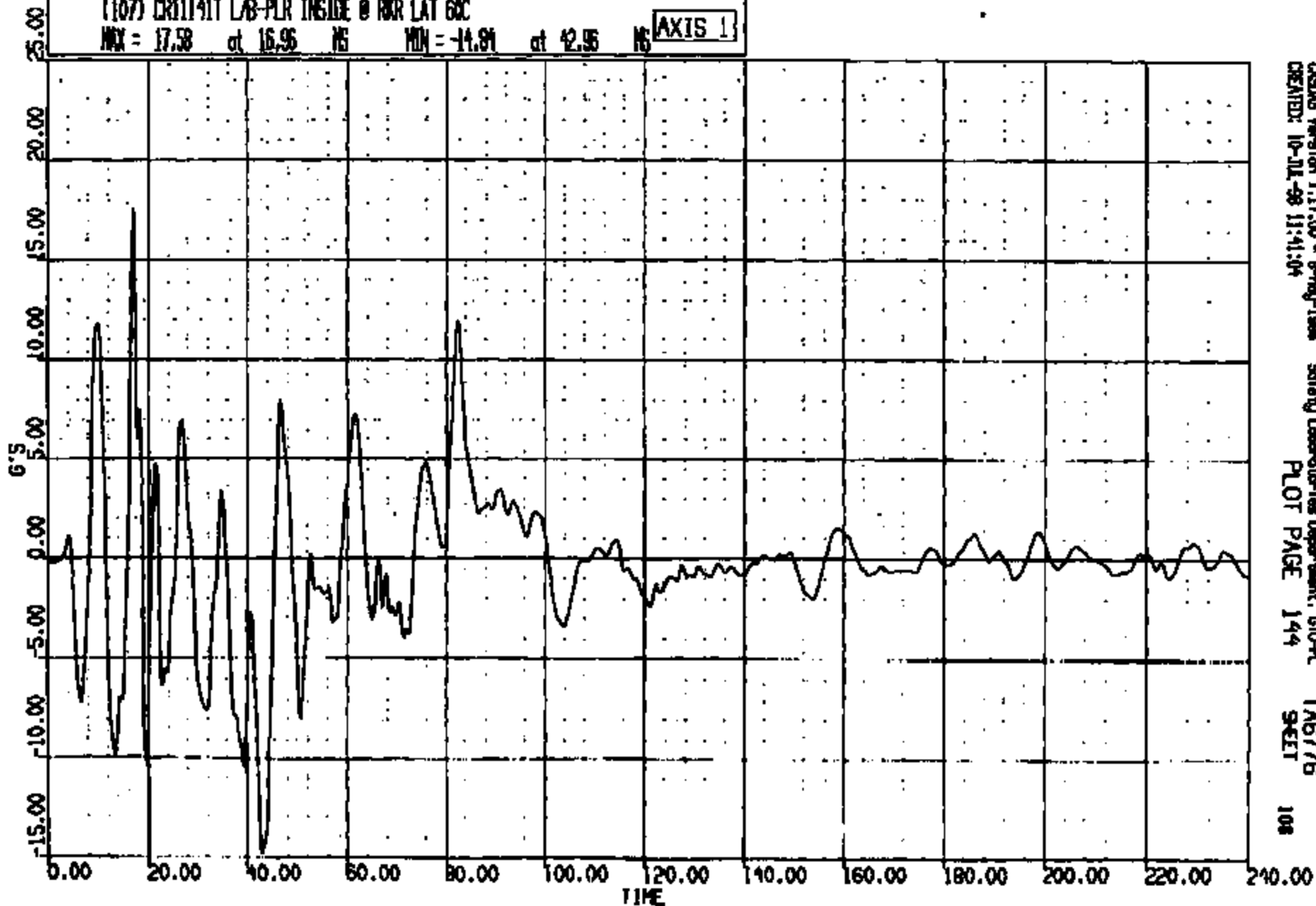
TAG776
SHEET

107

CRIS 001141

CR R: 11141 TO: TA6776 DATE: 980710 10:30:12
2000 D-188

(107) CR11141T LAB-PLR INSIDE @ RRR LAT 60C
MAX = 17.58 at 16.95 NS MIN = -14.91 at 42.95 NS **AXIS 1**

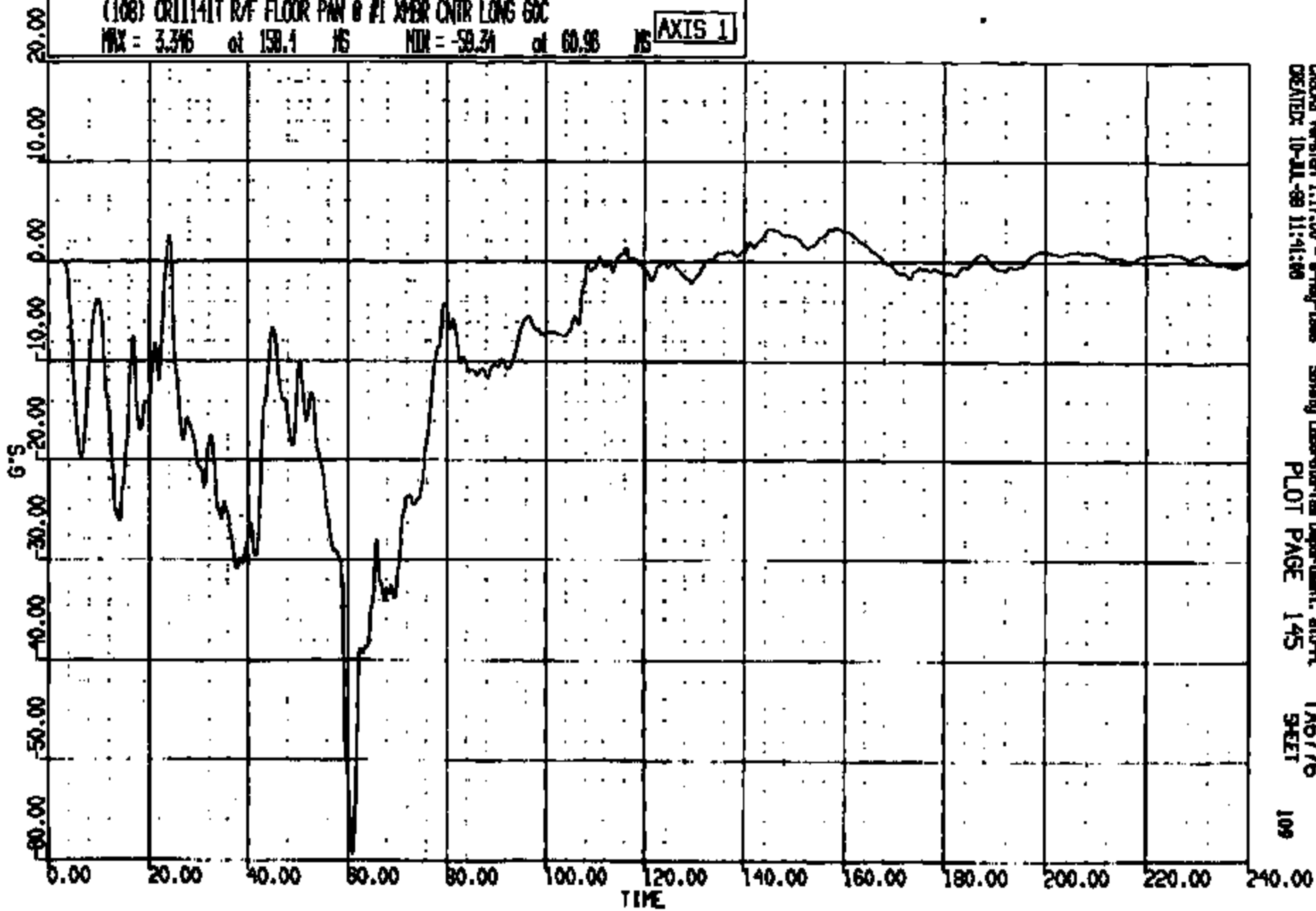


CRSUS Version 1.17.00 - 8-May-1998 Safety Laboratories Department, G10-PL
CREATED: 10-JUL-98 11:41:04 PLOT PAGE 144 SHEET 108

CRTS 0011141

CR R: 11141 TO: TAG776 DATE: 980710 10:30:12
2000 D-188

(108) CR11141T R/F FLOOR PAN @ 71 XPER CNTR LONG 60C
MAX = 3.316 at 158.1 MS MIN = -59.34 at 60.98 MS **AXIS 1**



CRS05 Version 1.17.00 - 8-May-1998
CREATED: 10-JUL-98 11:41:40

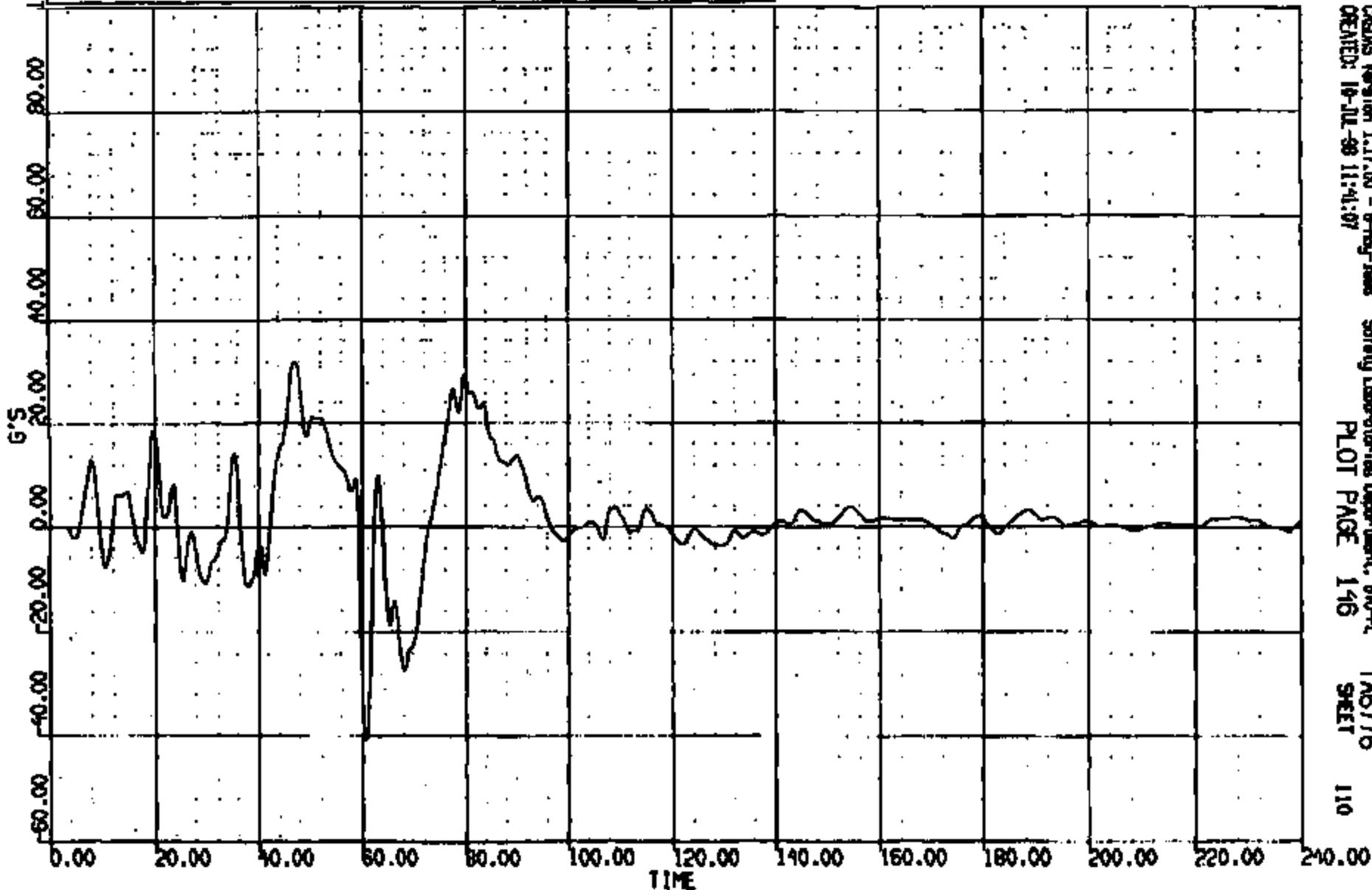
Safety Laboratory Department, 610-R
PLOT PAGE 145

TAG776
SHEET

CR R: 11141 TO: TAG776 DATE: 980710 10:30:12
2000 D-168

(109) CR11141T R/F FLOOR PAN @ #1 XMR CNTR VERT GDC
MAX = 31.93 at 47.04 NS MIN = -40.89 at 60.04 NS

AXIS 1



CASHS Version 1.17.00 - 9-May-1998
CREATED: 10-JUL-98 11:41:07

Safety Laboratories Department, 650-A
PLOT PAGE 146

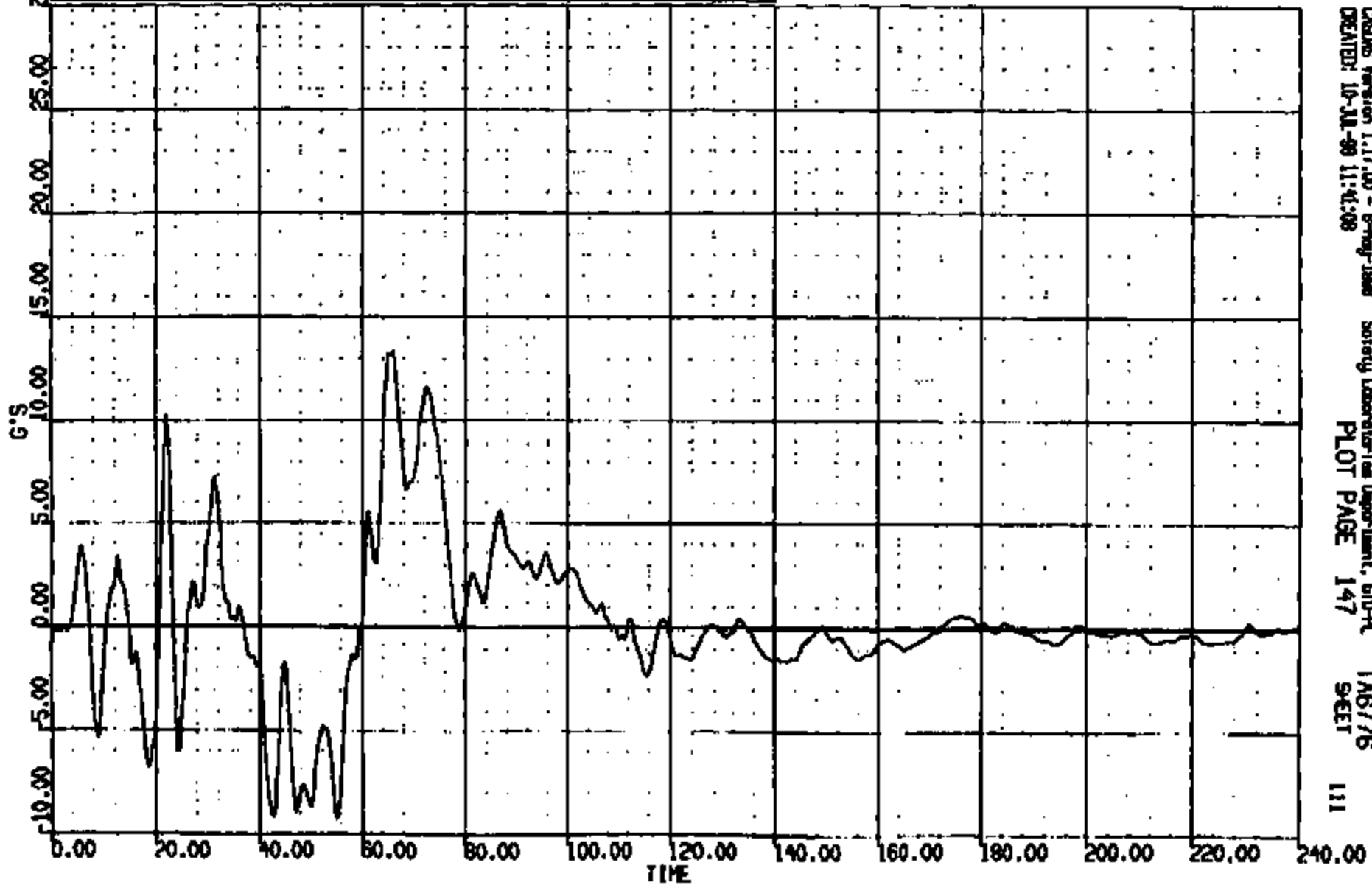
TAG776
SHEET

110

CRTS 001141

CR R: 11141 TO: TA6776 DATE: 990710 10:50:12
2000 D-188

(110) CR11141T R/F FLOOR PAN 0 #1 XMR CNTR LAT 60C
MAX = 13.36 at 66.00 NS MIN = -9.314 at 55.12 NS **AXIS 1**



CRSDB Version 1.17.00 - 8-May-1998
CREATED: 10-JUL-99 11:41:08

Safety Laboratory Department, GFD-R
PLOT PAGE 147

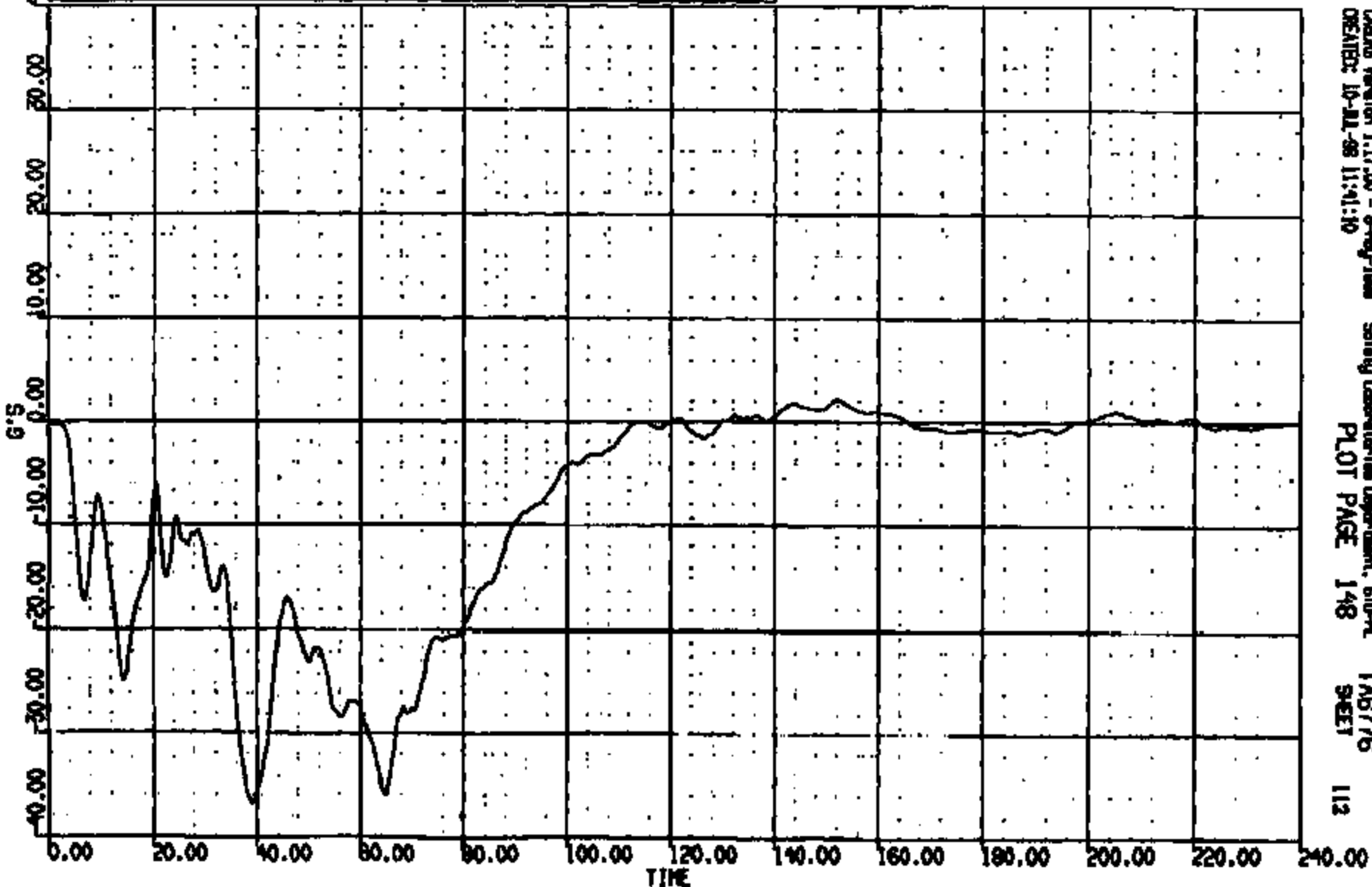
TA6776
SHEET

111

CRIS 0011141

CR R: 11141 TO: TA6776 DATE: 880710 10:30:12
2000 0-198

(111) CR11141T L/ROCKER @ B-PILLAR LONG GOC
MAX = 2.224 at 151.9 NS MIN = -35.95 at 39.12 NS **AXIS 1**

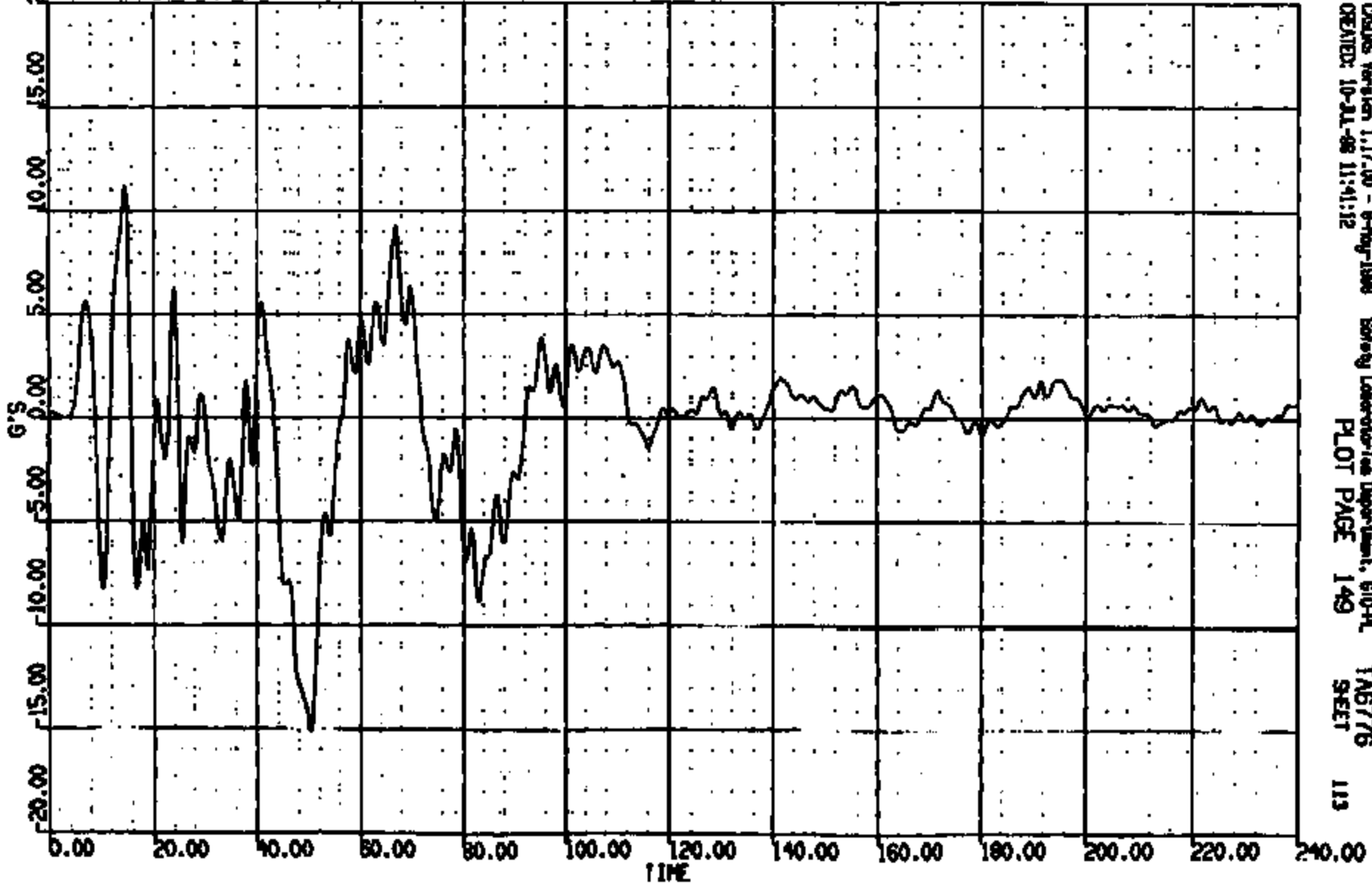


CRS08 Version 1.17.00 - 8-May-1988 Safety Laboratories Department, 610-PL TA6776
CREATED: 10-11-88 11:41:10 PLOT PAGE 148 SHEET 112

CRIS 001141

CR R: 11141 TO: TA6776 DATE: 980710 10:30:12
8000 D-188

(112) CR1141T LADDER @ B-PILLAR VERT GDC
MAX = 11.18 at 14.72 MS MIN = -15.12 at 50.21 MS **AXIS 1**



CRSUS Version 1.17.00 - 8-Aug-1998 Safety Laboratory Department, 610-A
CREATED: 10-21-98 11:41:12 PLOT PAGE 149 TA6776 SHEET 113

CRIS 001141

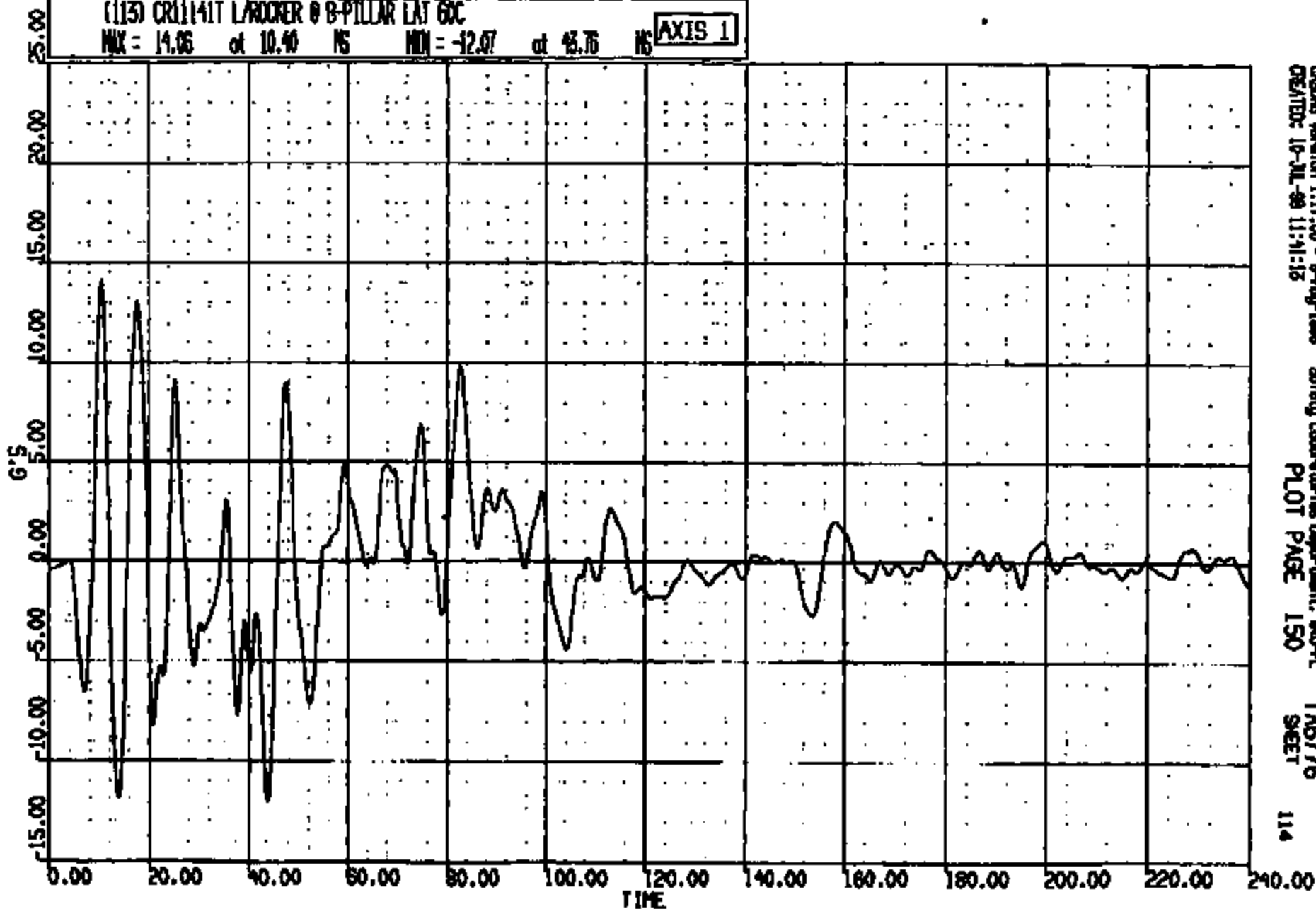
CR R: 11141 TD: TAB776 DATE: 990710 10:50:12

2000 0-180

(113) CR11141T LADDER @ B-PILLAR LAT 60C

MAX = 14.06 at 10.40 NS MIN = -12.07 at 43.76 NS

AXIS 1



CASMS Version 1.17.00 - 8-May-1999

Safety Laboratories Department, ESO-PL

CREATED: 10-JUL-99 11:41:15

PLOT PAGE 150

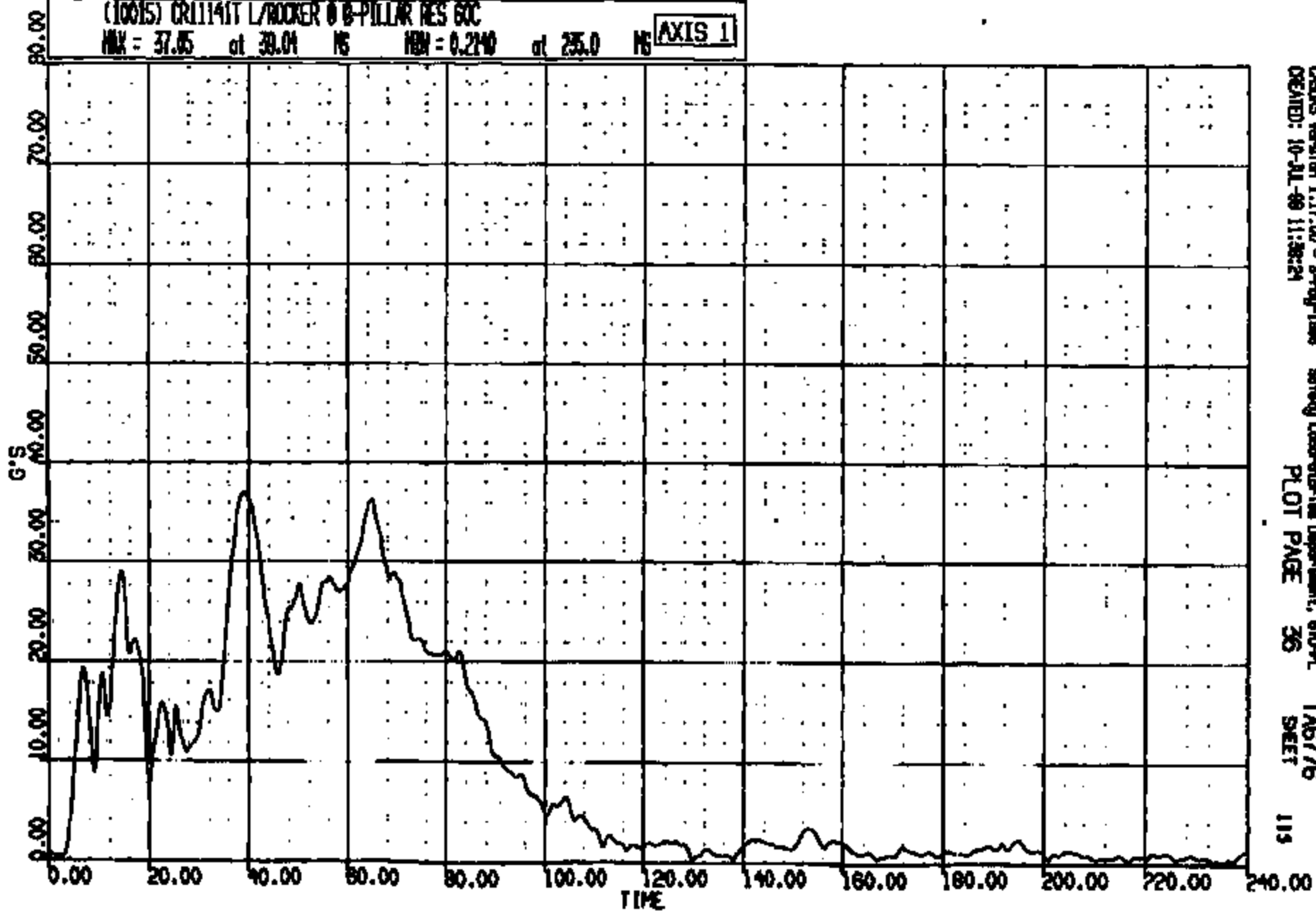
SHEET

114

CR11141

CR R: 11141 TO: TAG776 DATE: 980710 10:50:12
R000 D-188

(10015) CR11141T L/ROCKER @ B-PILLAR RES 60C
MAX = 37.05 at 39.04 NS MIN = 0.2140 at 235.0 NS **AXIS 1**

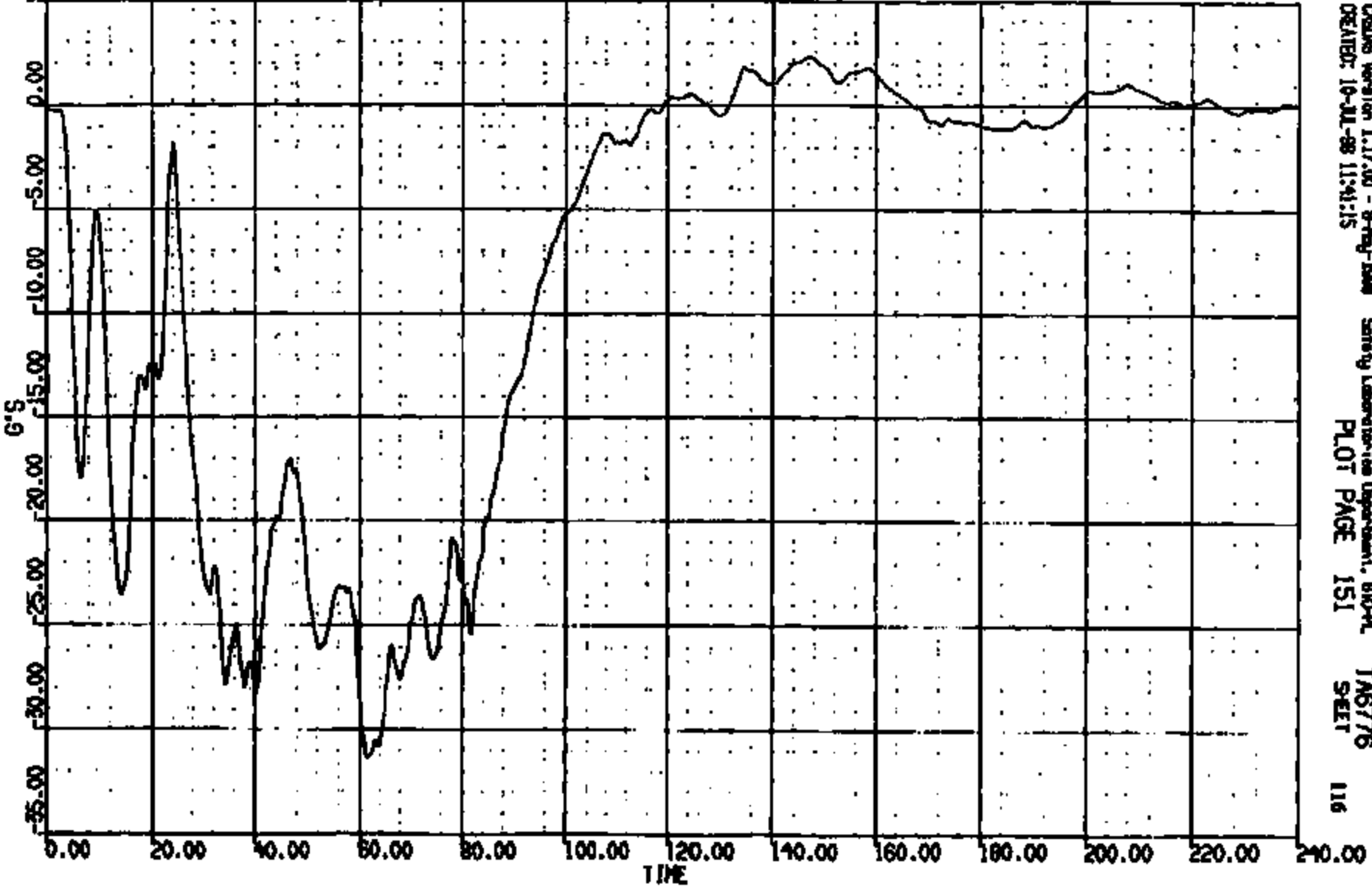


CRSIS Version 1.17.00 - 9-May-1998 Safety Laboratories Department, 610-PL TAG776
CREATED: 10-JUL-98 11:38:24 PLOT PAGE 36 SHEET 119

CRIS 0011141

CR R: 11141 TO: TA6776 DATE: 980710 10:50:12
2000 D-180

(114) CR1141T R/ROCKER @ B-PILLAR LONG 60C
MAX = 2.342 at 147.0 MS MIN = -31.38 at 61.44 MS **AXIS 1**

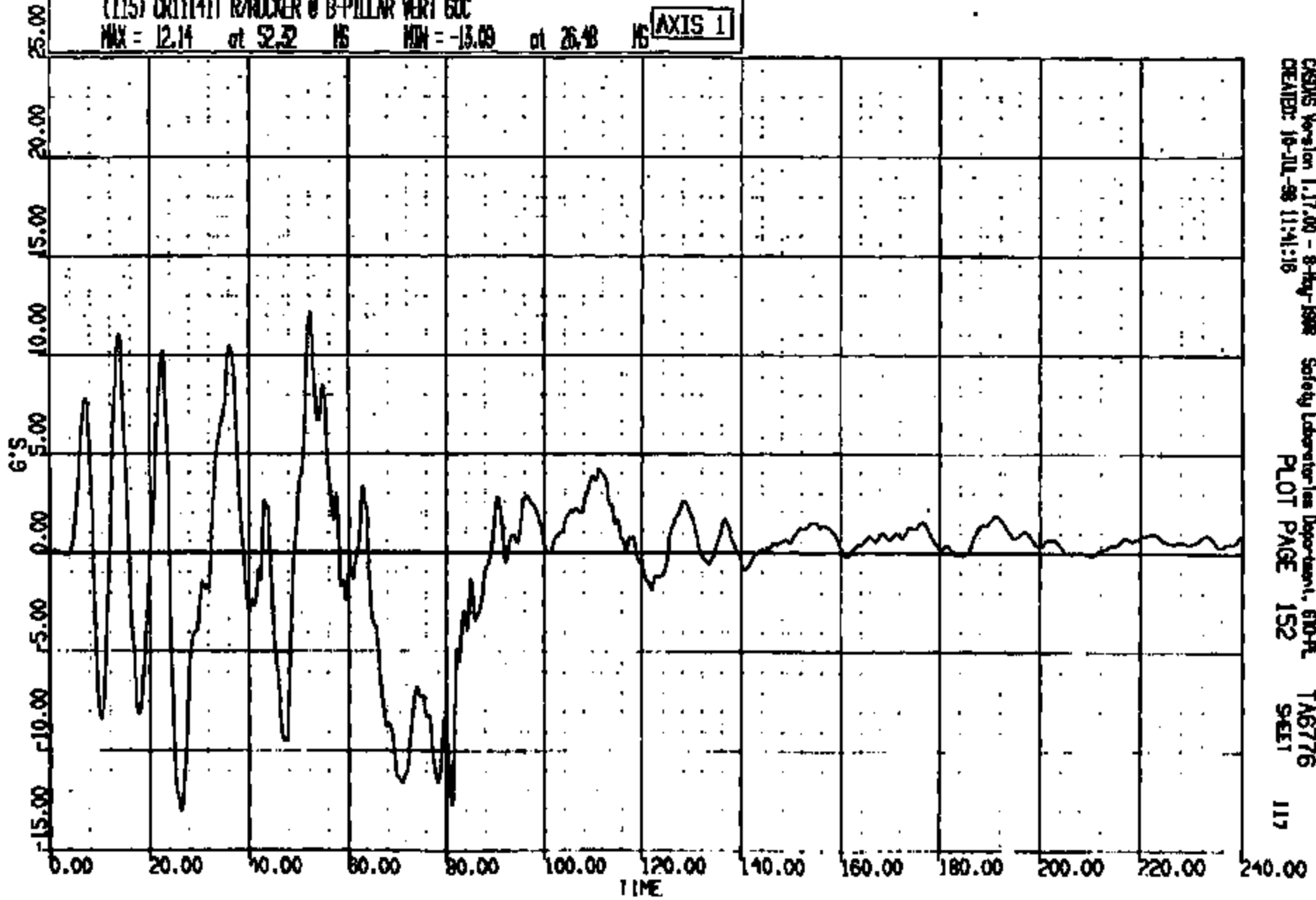


CRS08 Version 1.17.00 - 8-Aug-1998 Safety Laboratories Department, 610-A, TA6776
CREATED: 10-JUL-98 11:41:15 PLOT PAGE 151 SECT 116

CRIS 001141

CR R: 11141 TO: TAB776 DATE: 980710 10:50:12
2000 D-186

(115) CR11141T R/WOCKER @ B-PILLAR VERT 60C
MAX = 12.14 at 52.52 MS MIN = -13.09 at 26.48 MS **AXIS 1**

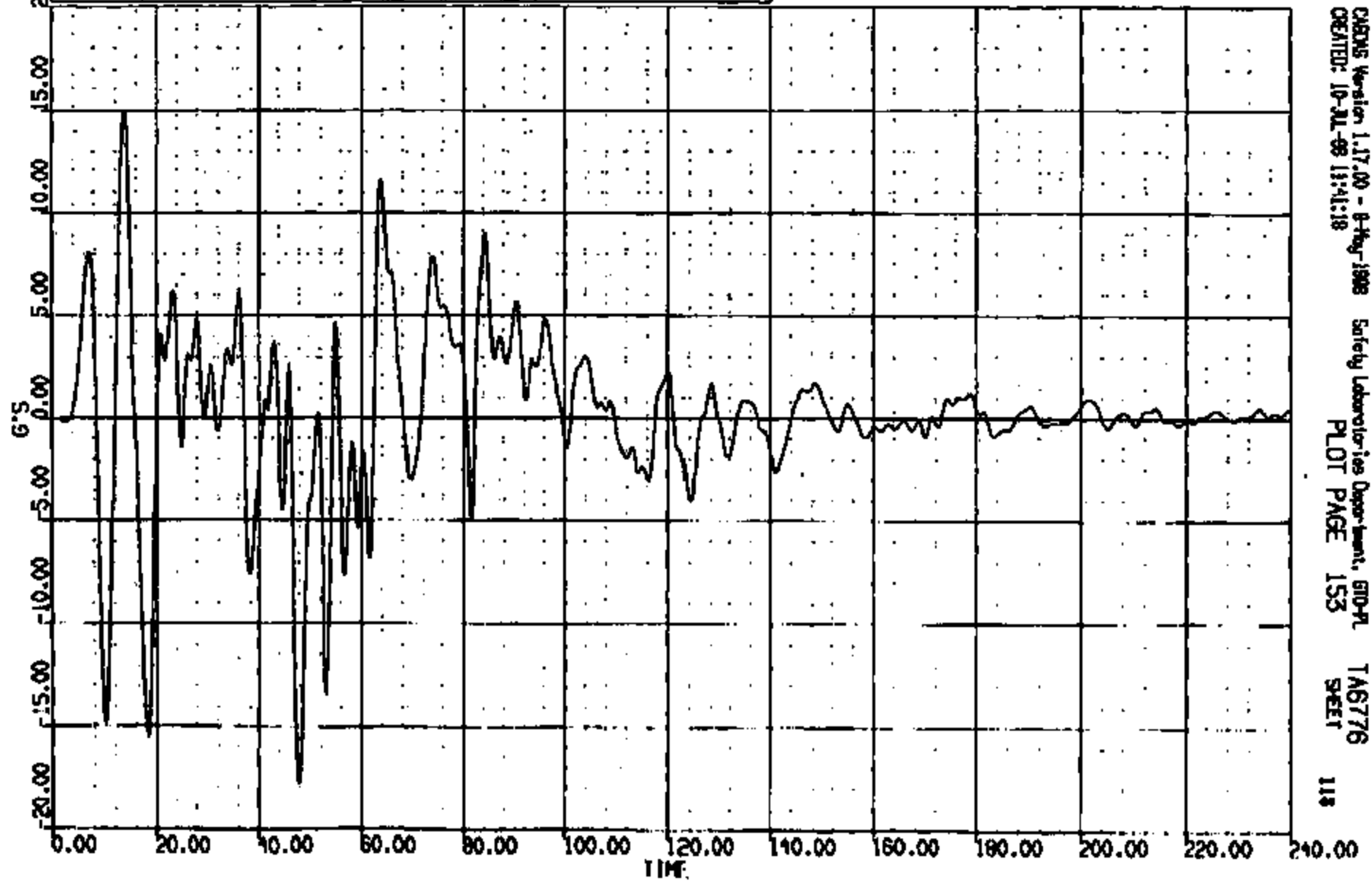


CSRS Version 1.17.00 - 8-May-1998 Safety Laboratories Department, 610-A
CREATED: 16-JUL-98 11:41:16 PLOT PAGE 152 TAB776
117

CRTS 001141

CR N: 11141 TO: TAG776 DATE: 880710 10:30:12
2000 D-188

(116) CRIT(41T R/ROCKER @ B-PILLAR LAT 60C
MAX = 14.95 at 13.04 MS MIN = -17.82 at 48.00 MS **AXIS I**

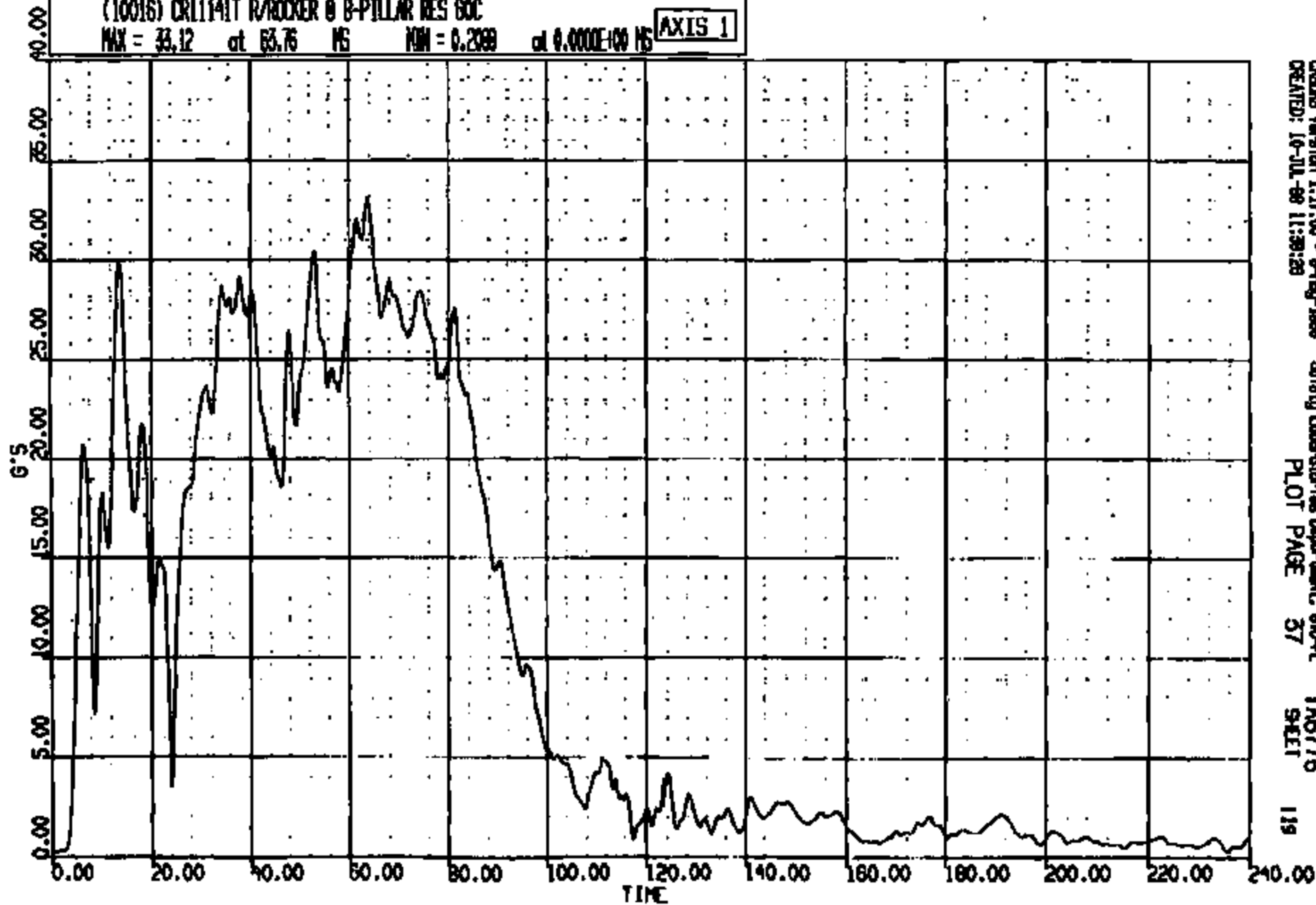


CHROM Version 1.17.00 - 8-May-1988 Safety Laboratories Department, BTP-PL TAG776
CREATED: 10-JUL-88 13:41:18 PLOT PAGE 153 SHEET 118

CRIS 0011141

CR N: 11141 TD: TAB776 DATE: 980710 10:50:12
2000 D-198

(10016) CR11141T R/ROCKER @ B-PILLAR RES 60C
MAX = 33.12 at 53.76 MS MIN = 0.2088 at 0.000E+00 MS **AXIS 1**

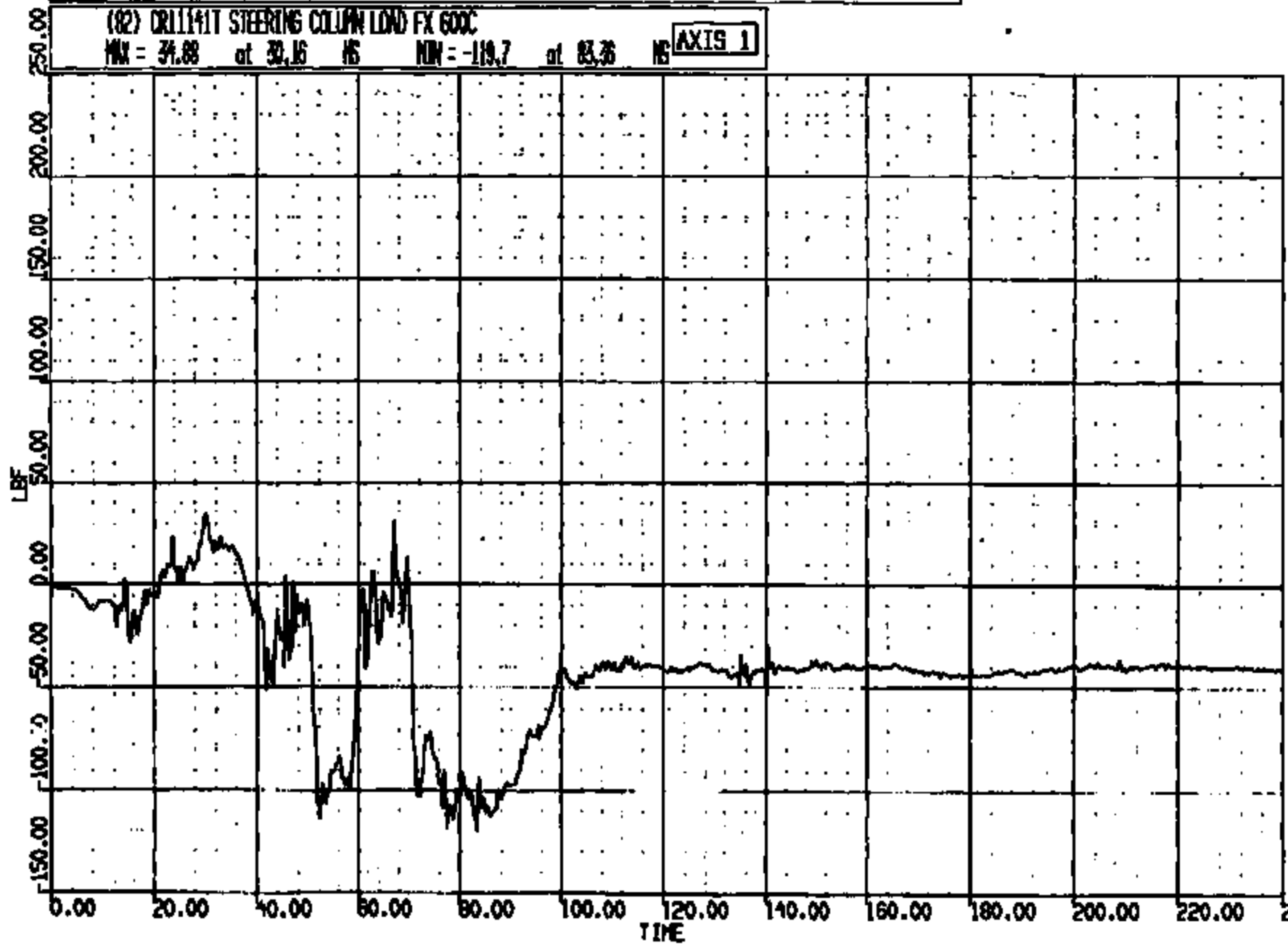


CRSIS Version 1.17.00 - 9-Aug-1998 Safety Laboratories Department, 610-PL TAB776
CREATED: 10-JUL-98 11:39:28 PLOT PAGE 37 SHEET 119

CRIS 001141

DR #: 11141 TO: TAG778 DATE: 980710 10:30:12
2000 0-188

(82) CR11141T STEERING COLUMN LOAD FX 600C
MAX = 34.88 at 30.16 HS MIN = -119.7 at 83.36 HS **AXIS 1**



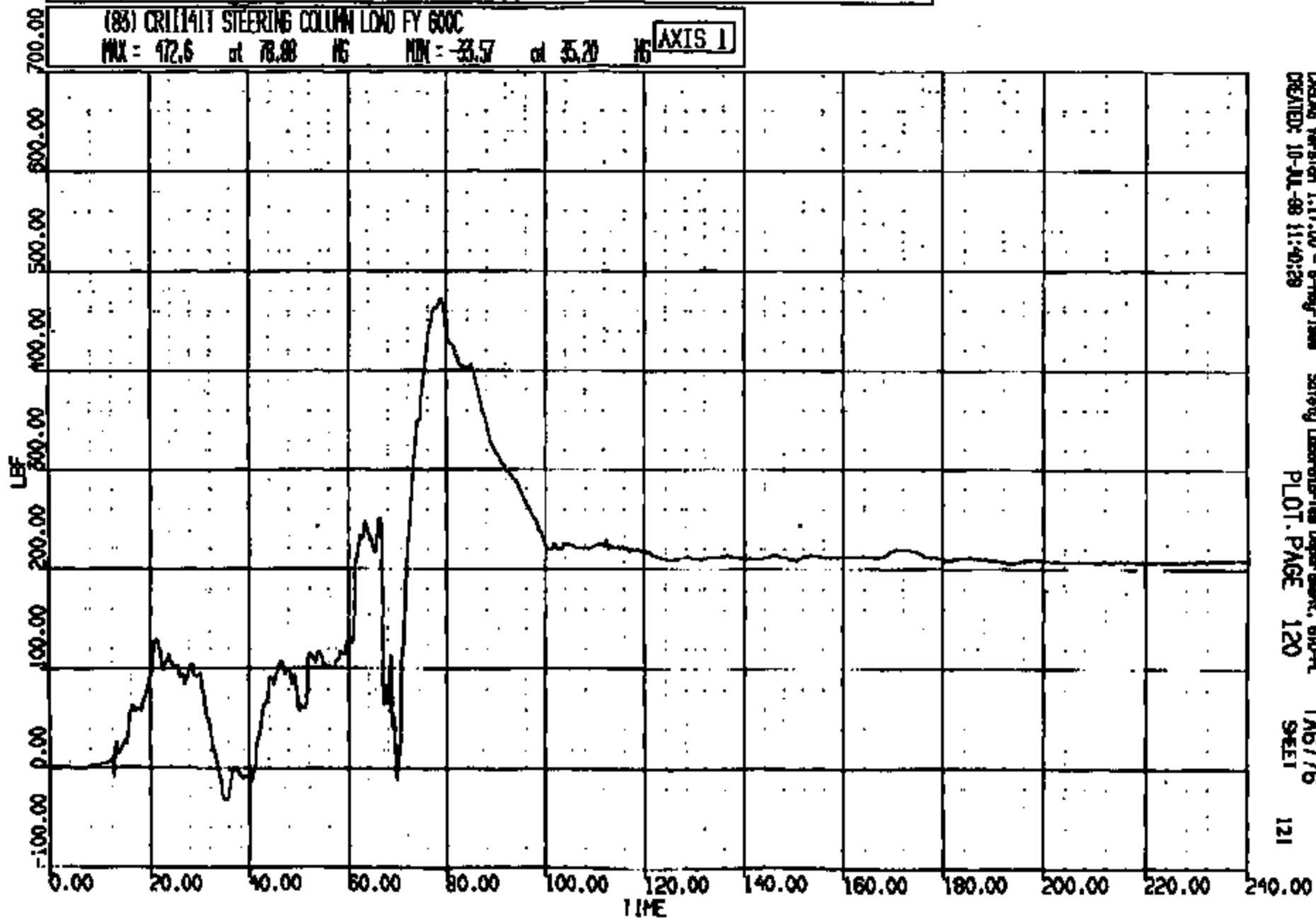
CRSIS Version 1.17.00 - 8-May-1999 Safety Laboratories Department, 610-PL TAG778
CREATED: 10-JUL-98 11:40:27 PLOT PAGE 119 SHEET 120

CRIS 001141

CR R: 11141 TO: TA6776 DATE: 980710 10:30:12
2000 D-188

(83) CR11141T STEERING COLUMN LOAD FY 600C

MAX = 472.6 at 78.88 HG MIN = -33.57 at 35.20 HG **AXIS 1**



DAQS Version 1.17.00 - 8-Aug-1998
CREATED: 10-JUL-98 11:40:28

Safety Laboratories Department, STD-PL
PLOT PAGE 120

TA6776
SHEET

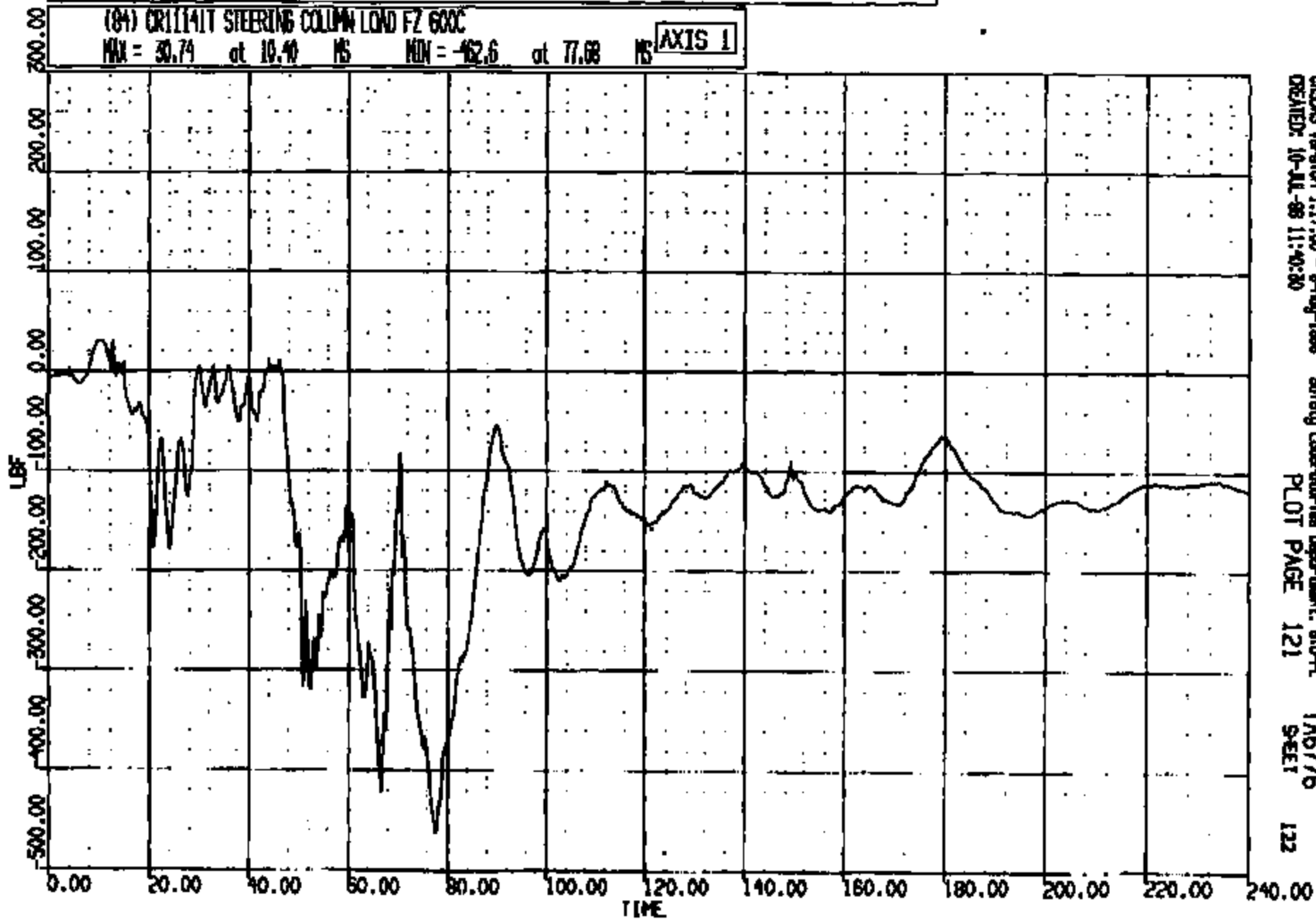
121

CRTS 001141

LR R: 11141 TO: TAB776 DATE: 880710 10:30:12
2000 D-198

(84) CR11141T STEERING COLUMN LOAD FZ 600C

MAX = 30.74 at 10.40 MS MIN = -452.6 at 77.68 MS AXIS 1



CRS Version 1.17.00 - 8-May-1988
CREATED: 10-JUL-88 11:40:30

Safety Laboratories Department, STD-PL
PLOT PAGE 121

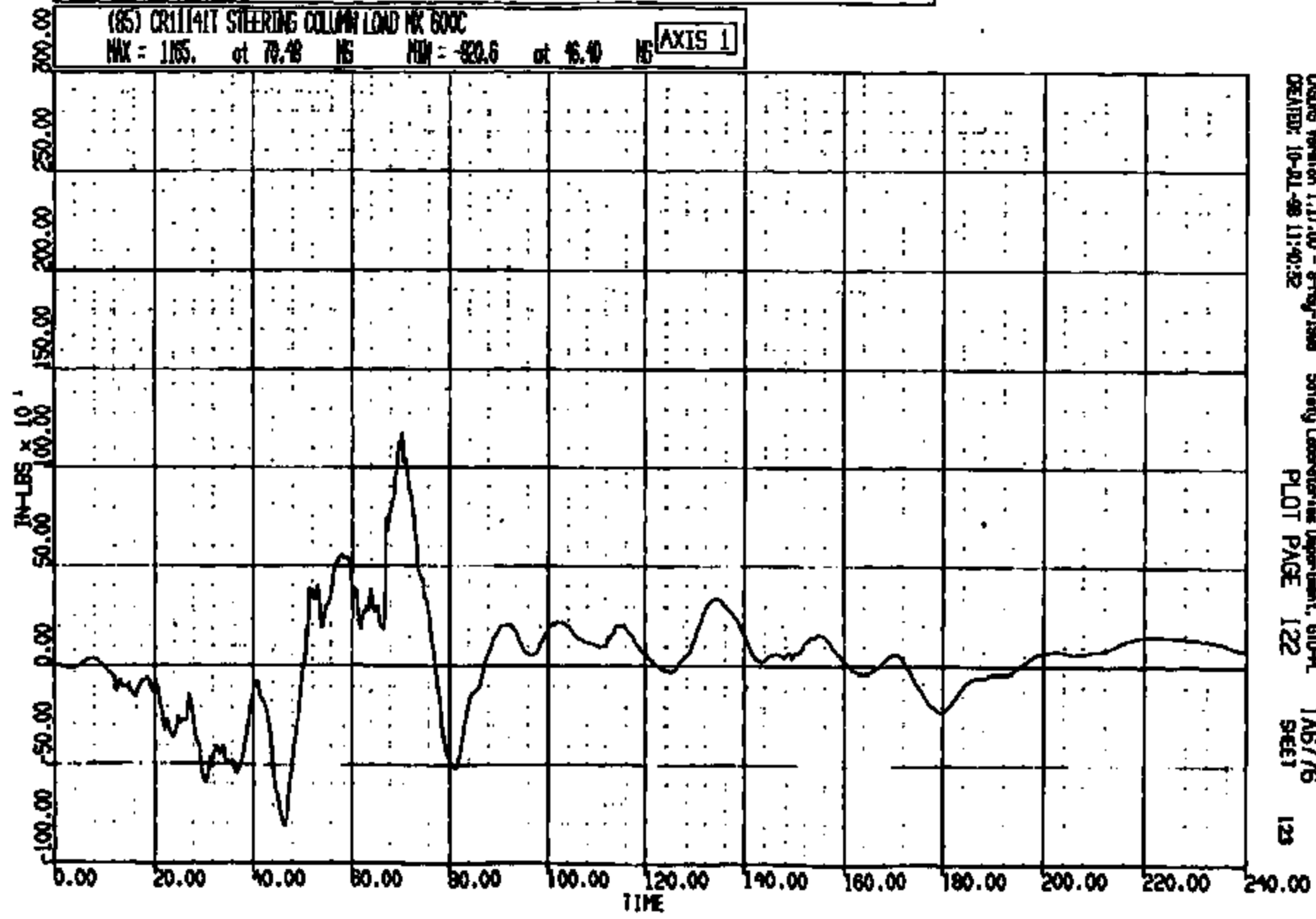
TAB776
SHEET

122

CRTS 0011141

CR R: 11141 TO: TA6776 DATE: 990710 10:50:12
2000 D-199

(85) CR11141T STEERING COLUMN LOAD NR 600C
MAX = 1165. at 79.48 NS MIN = -920.6 at 46.40 NS **AXIS 1**

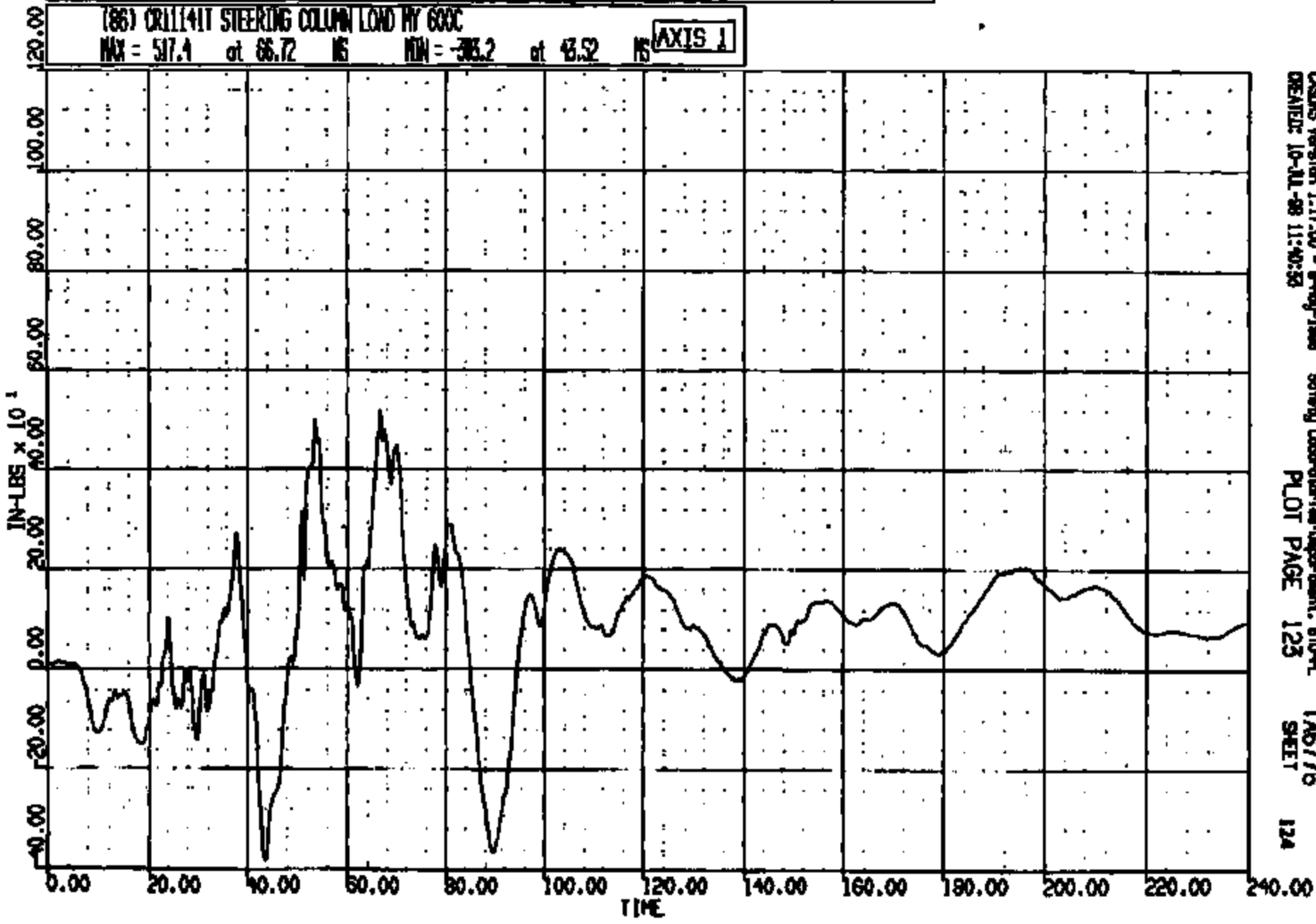


CRSING Version 1.17.00 - 8-Feb-1998 Safety Laboratory Department, GPO-PL
CREATED: 10-21-98 11:40:32 PLOT PAGE 122 TA6776
123

CRIS 0011141

CR R: 11141 TO: TA6776 DATE: 880710 10:50:12
2000 0-198

(86) CR1141T STEERING COLUMN LOAD BY 600C
MAX = 517.4 at 66.72 MS MIN = -385.2 at 83.52 MS **AXIS 1**

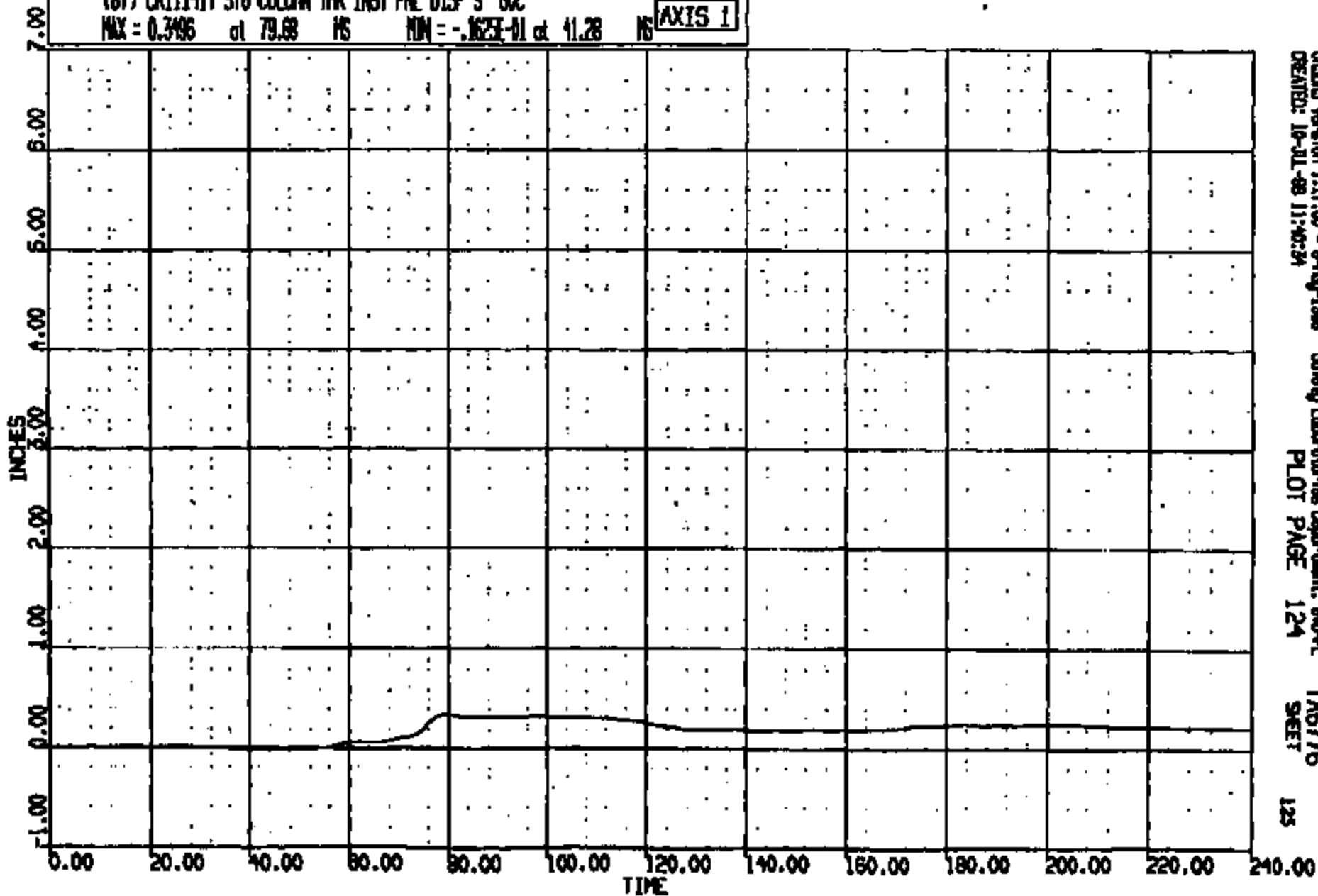


CRS Version 1.17.00 - 8-May-1988 Safety Laboratory Department, STD-PL TA6776
CREATED: 10-JUL-88 11:40:53 PLOT PAGE 123 SHEET 12A

CRIS 001141

CR R: 11141 TO: TAB776 DATE: 880710 10:30:12
2000 D-168

(87) CR11141T SIG COLUMN THR INST PNL DISP S 60C
MAX = 0.3496 at 79.68 NS MIN = -.1623E-01 at 11.28 NS **AXIS 1**



CRSIS Version 1.17.00 - 24-Aug-1988
CREATED: 18-JUL-88 11:40:34

Safety Laboratories Department, 610-PL
PLOT PAGE 124

TAB776
SHEET

125

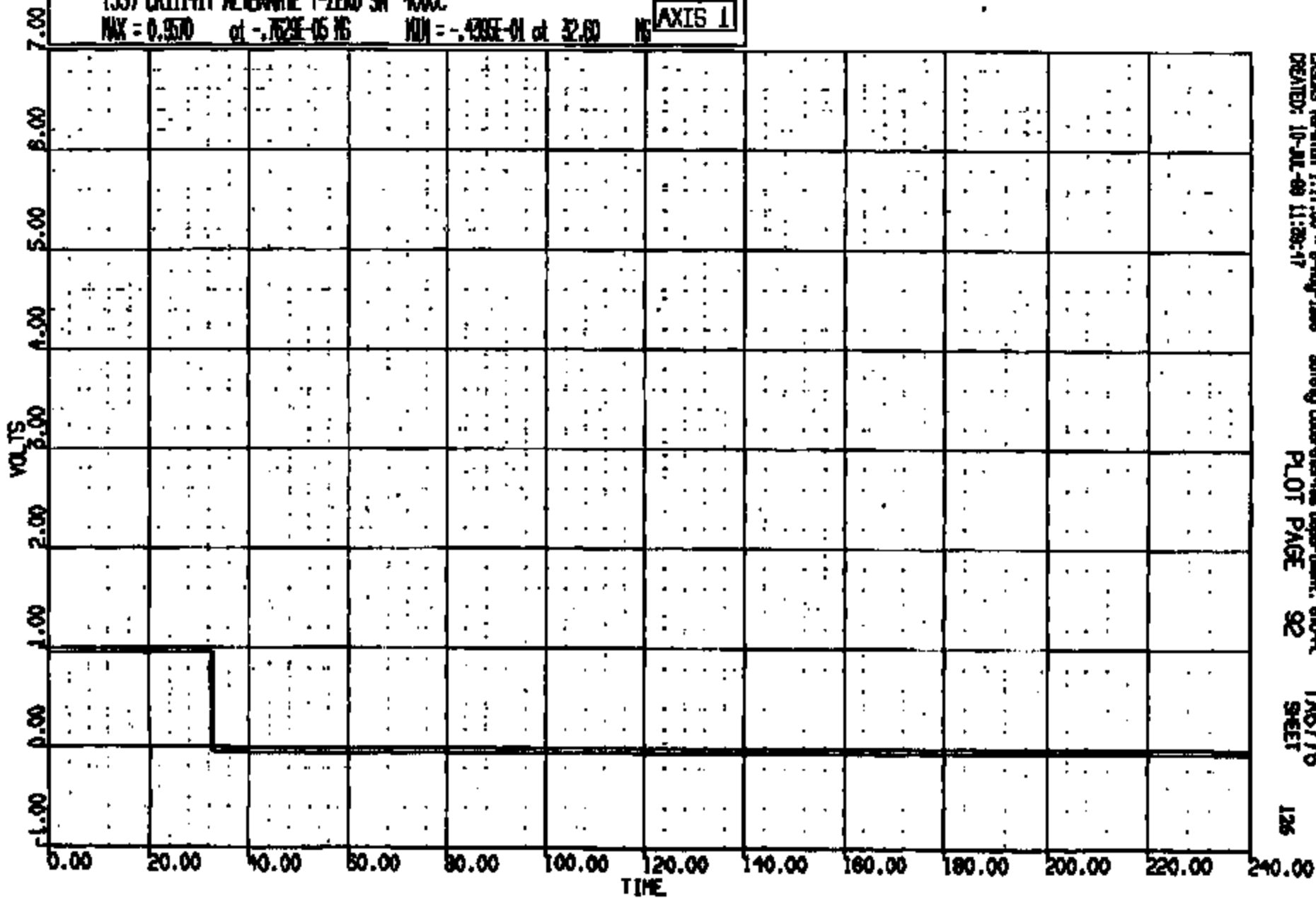
CRIS 001141

CR R: 11141 TO: TA6776 DATE: 880710 10:30:12
2000 D-188

(SS) CR11141T ALTERNATE T-ZERO SH 4000C

MAX = 0.9570 at -.762E-05 NS MIN = -.433E-01 at 32.60 NS

AXIS 1



CRS Version 1.17.00 - 8-Aug-1988
CREATED: 10-JUL-88 11:28:17

Safety Laboratories Department, 610-A
PLOT PAGE 92

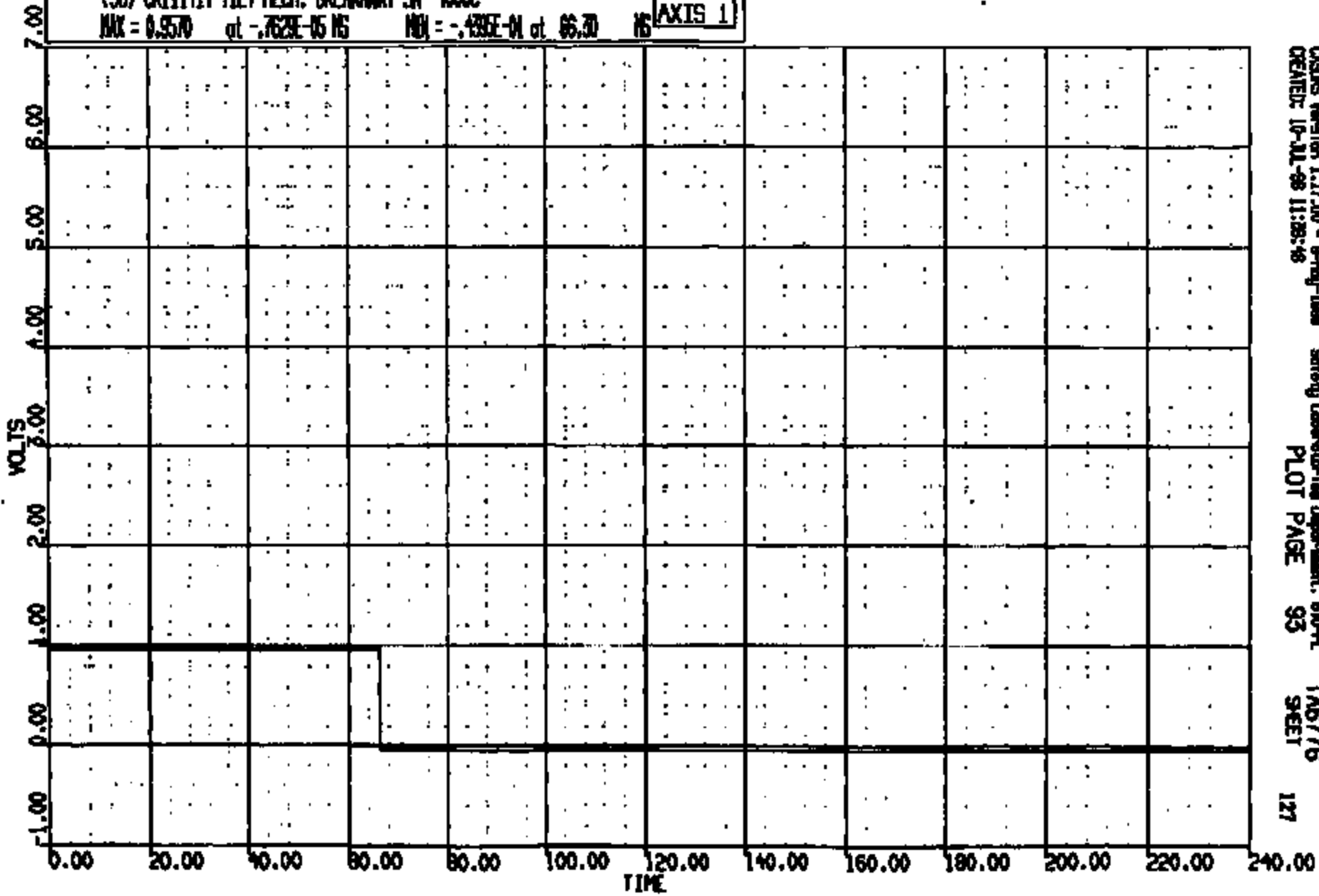
TA6776
SHEET

126

CRIS 0011141

CR R: 11141 TO: T6776 DATE: 880710 10:30:12
2000 D-188

(56) CR11141 TILT MECH. BREAKAWAY SN 4000
MAX = 0.9570 at -.762E-05 NS MIN = -.439E-01 at 66.30 NS **AXIS 1**

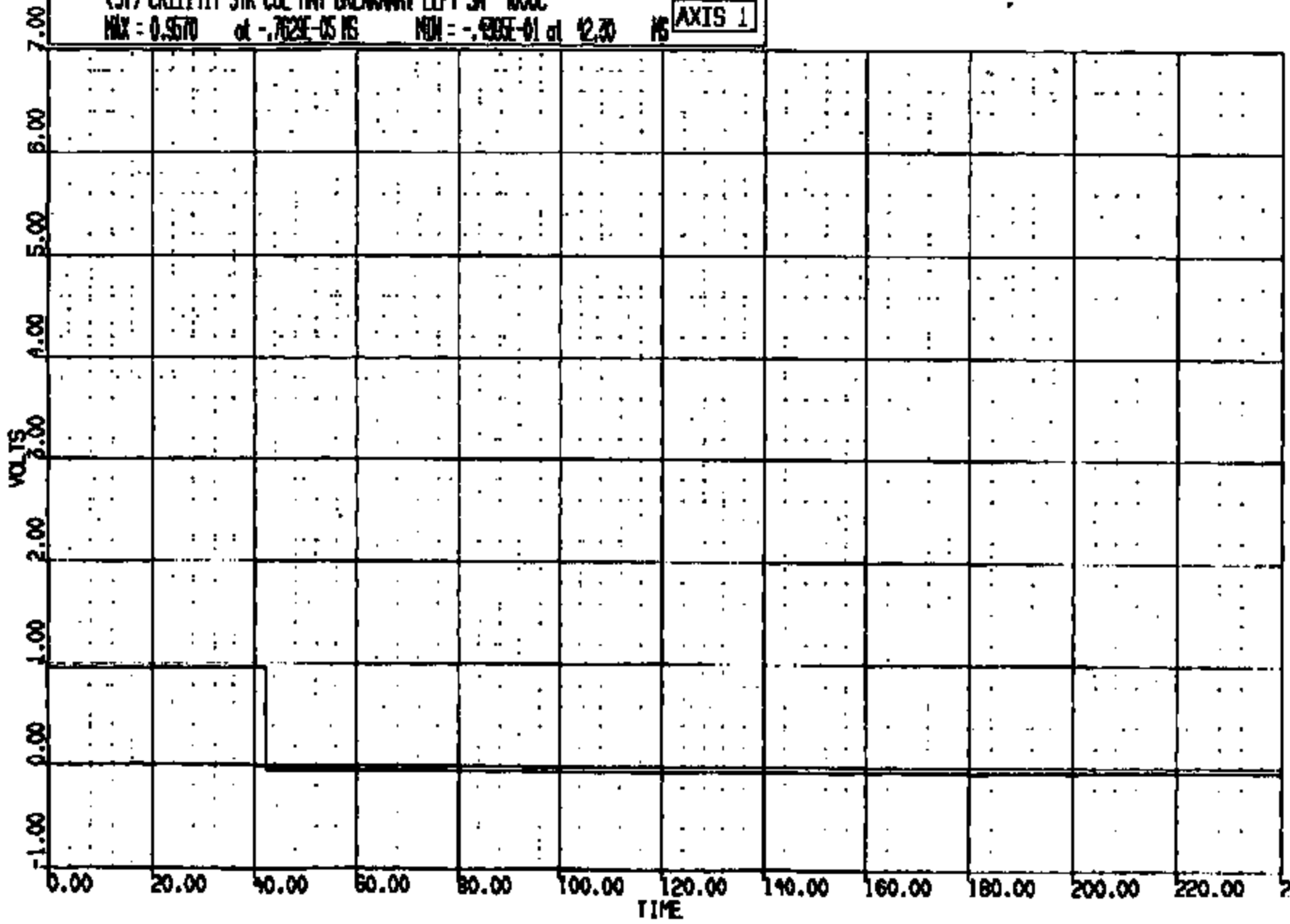


CRS Version 1.17.00 - 8-May-1988 Safety Laboratory Department, BPO-PL T6776
CREATED: 16-JUL-88 11:28:48 PLOT PAGE 93 SHEET 127

CRIS 0011141

CR R: 11141 TO: TA6776 DATE: 980710 10:50:12
2000 D-188

(57) CR11141T STR COL INT BREAKAWAY LEFT SM 400C
MAX = 0.9570 at -.762E-05 NS MIN = -.935E-01 at 12.30 NS **AXIS 1**

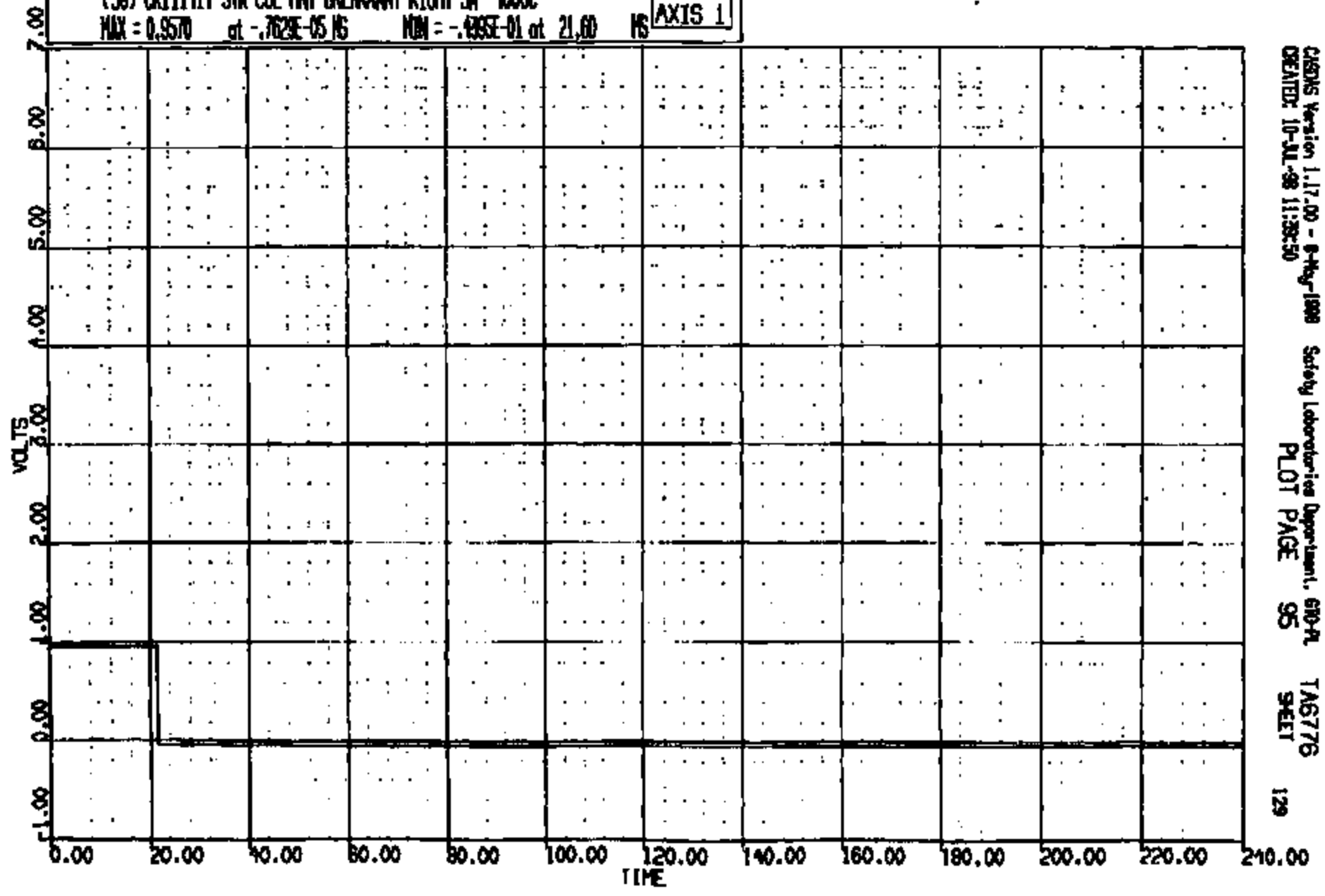


CASIMS Version 1.17.00 - 8-May-1998 Safety Laboratories Department, ETR-R TA6776
CREATED: 10-JUL-98 11:39:49 PLOT PAGE 94 SHEET 128

CRTS 0011141

CR R: 11141 TO: TAB776 DATE: 880710 10:30:12
2000 D-180

(58) CR11141T STR COL INT BREAKAWAY RIGHT SH 4000C
MAX = 0.9570 at -.7629E-05 NS MIN = -.4995E-01 at 21.60 NS **AXIS 1**

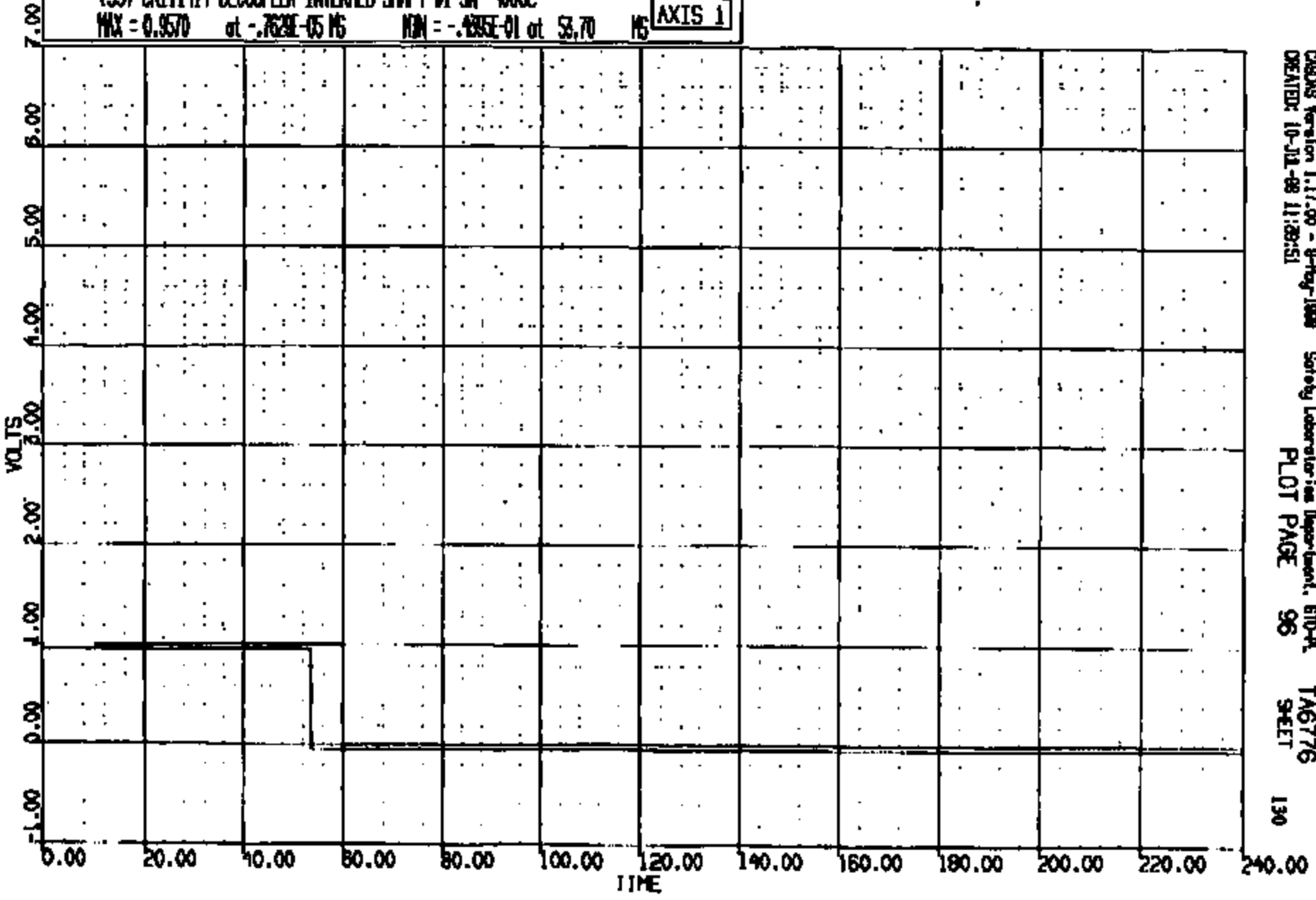


CARDS Version 1.17.00 - 8-May-1988 Safety Laboratories Department, 610-PL TAB776
CREATED: 10-JUL-98 11:38:50 PLOT PAGE 95 SHEET 129

CRTS 001141

CR R: 11141 TO: TA6776 DATE: 980710 10:30:12
8000 D-188

(59) CR11141T DECOUPLER INTERMED SWFT #1 SN 4000C
MAX = 0.9570 at -.7629E-05 MS MIN = -.435E-01 at 58.70 MS **AXIS 1**

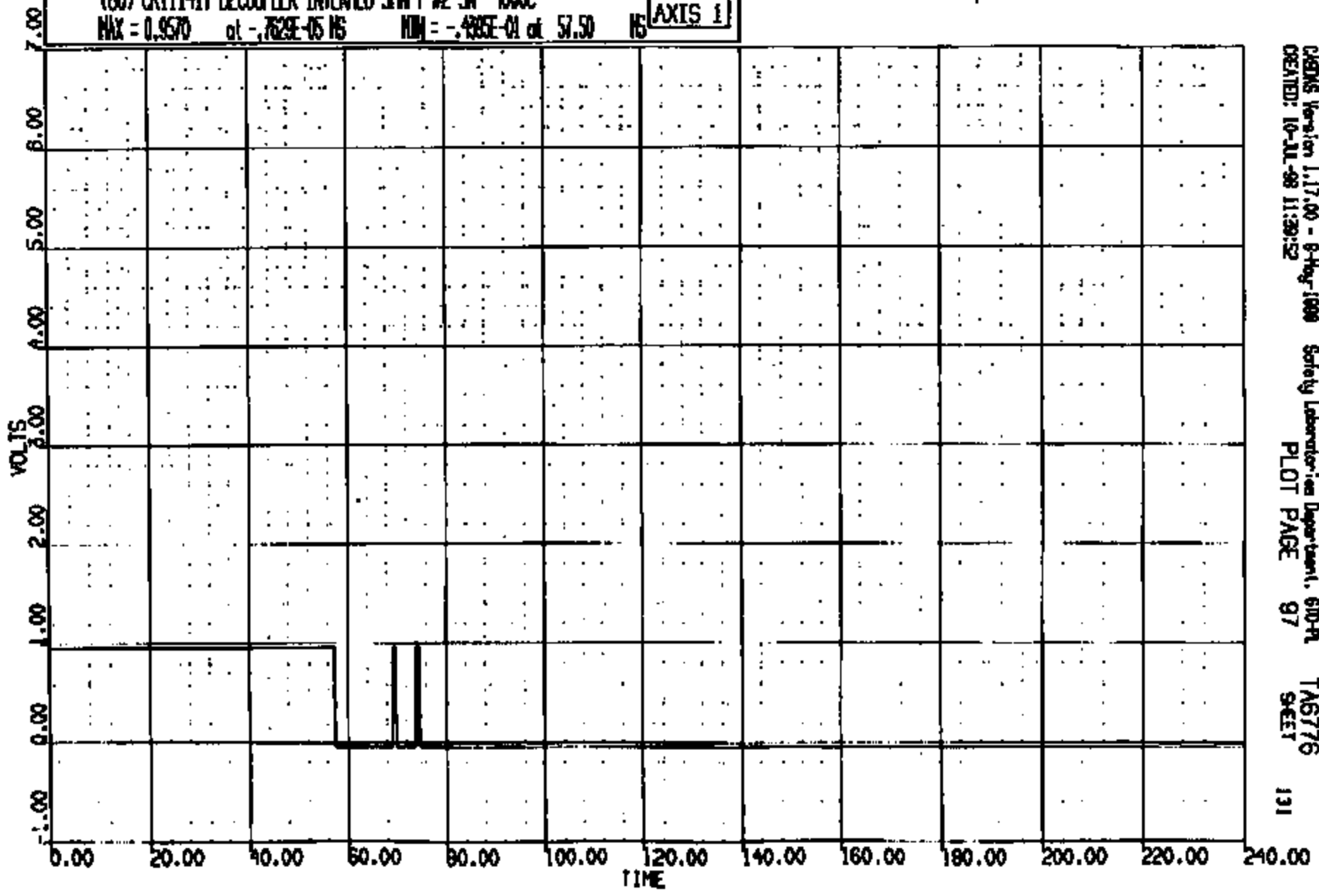


CARDS Version 1.17.00 - 9-May-1998 Safety Laboratories Department, B10-A, TA6776
CREATED: 10-JUL-98 11:29:51 PLOT PAGE 96 SHEET 130

CRTS 0011141

CR R: 11141 TO: TA6776 DATE: 980710 10:30:12
2000 D-188

(60) CR11141T DECOUPLER INTERMED SHFT #2 SN 4000
MAX = 0.9570 at -.7629E-05 NS MIN = -.4985E-01 at 57.50 NS **AXIS 1**

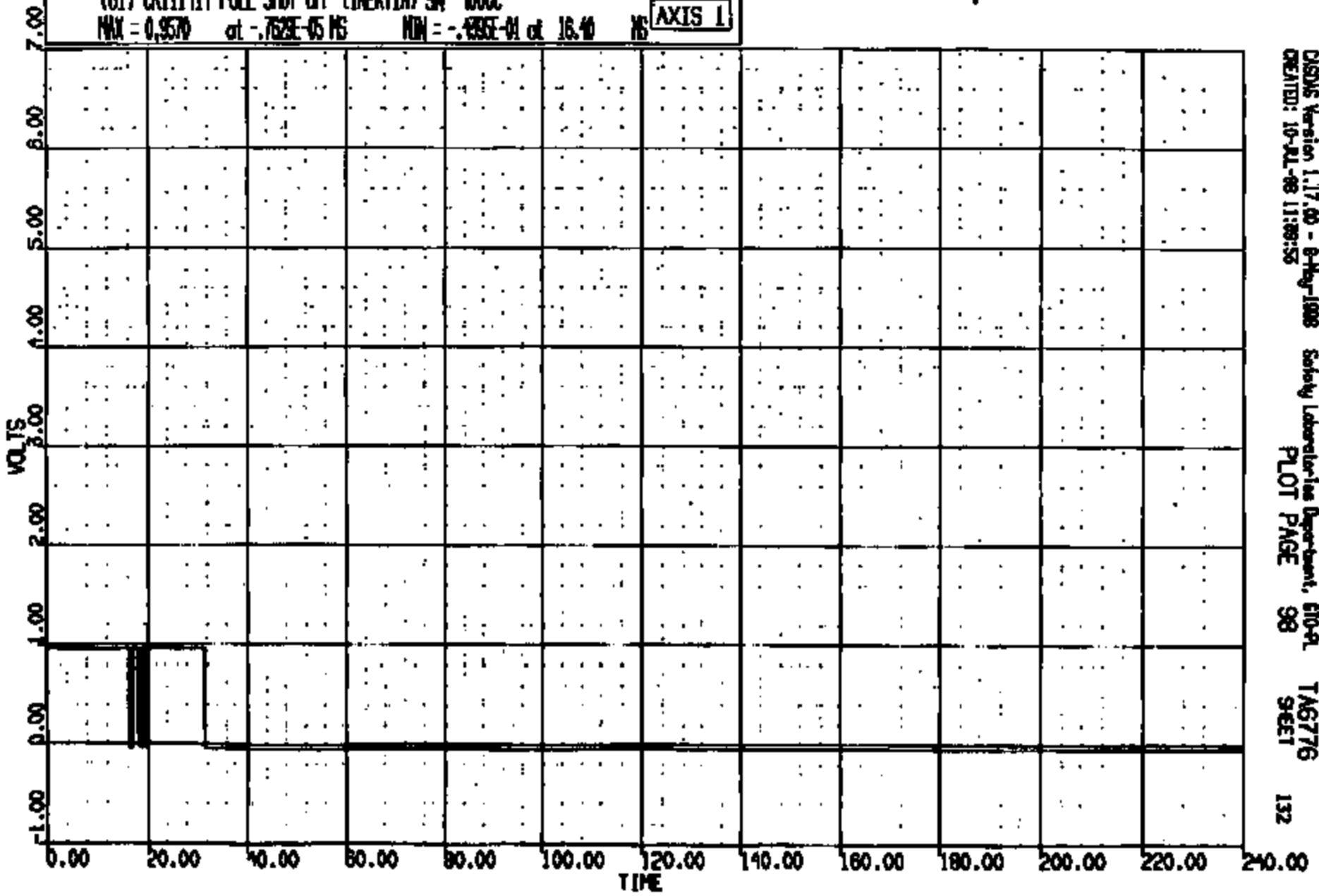


CRIMS Version 1.17.00 - 8-Aug-1999 Safety Laboratory Department, 610-R
CREATED: 10-JUL-98 11:39:52 PLOT PAGE 97 TA6776 SHEET 131

CRIS 001141

CR R: 11141 TO: TAG77B DATE: 990710 10:50:12
2000 D-188

(61) CR11141T FUEL SHUT OFF (INERTIA) SN 4000
MAX = 0.9579 at -.752E-05 MS MIN = -.495E-01 at 16.40 MS AXIS 1

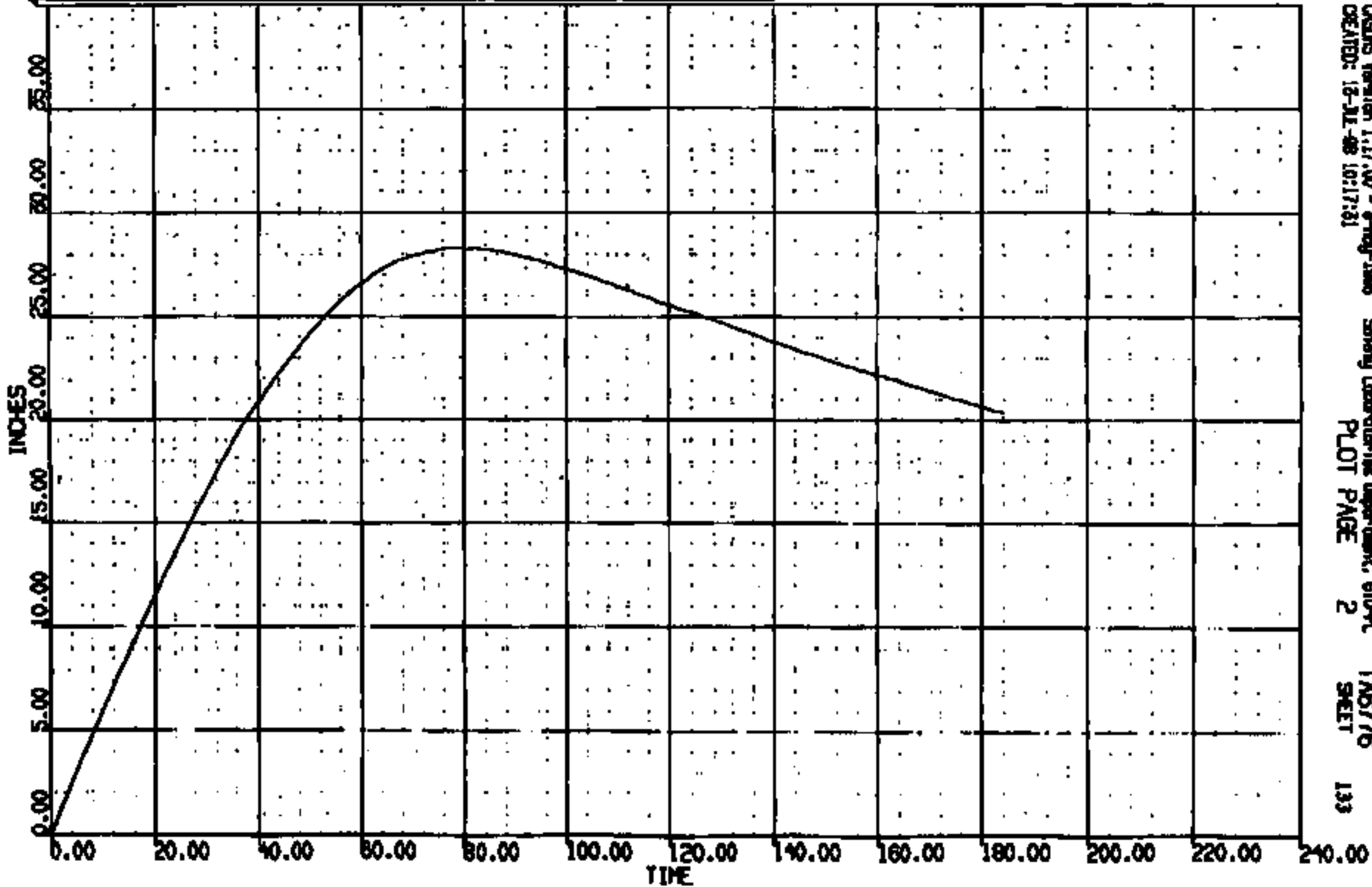


CASMS Version 1.17.00 - 8-May-1998 Safety Laboratories Department, E10-9L TAG776
CREATED: 10-JUL-99 11:09:56 PLOT PAGE 98 96E1 132

CRTS 001141

CR R: 11141 TO: TAB776 DATE: 980710 10:50:12
2000 D-186

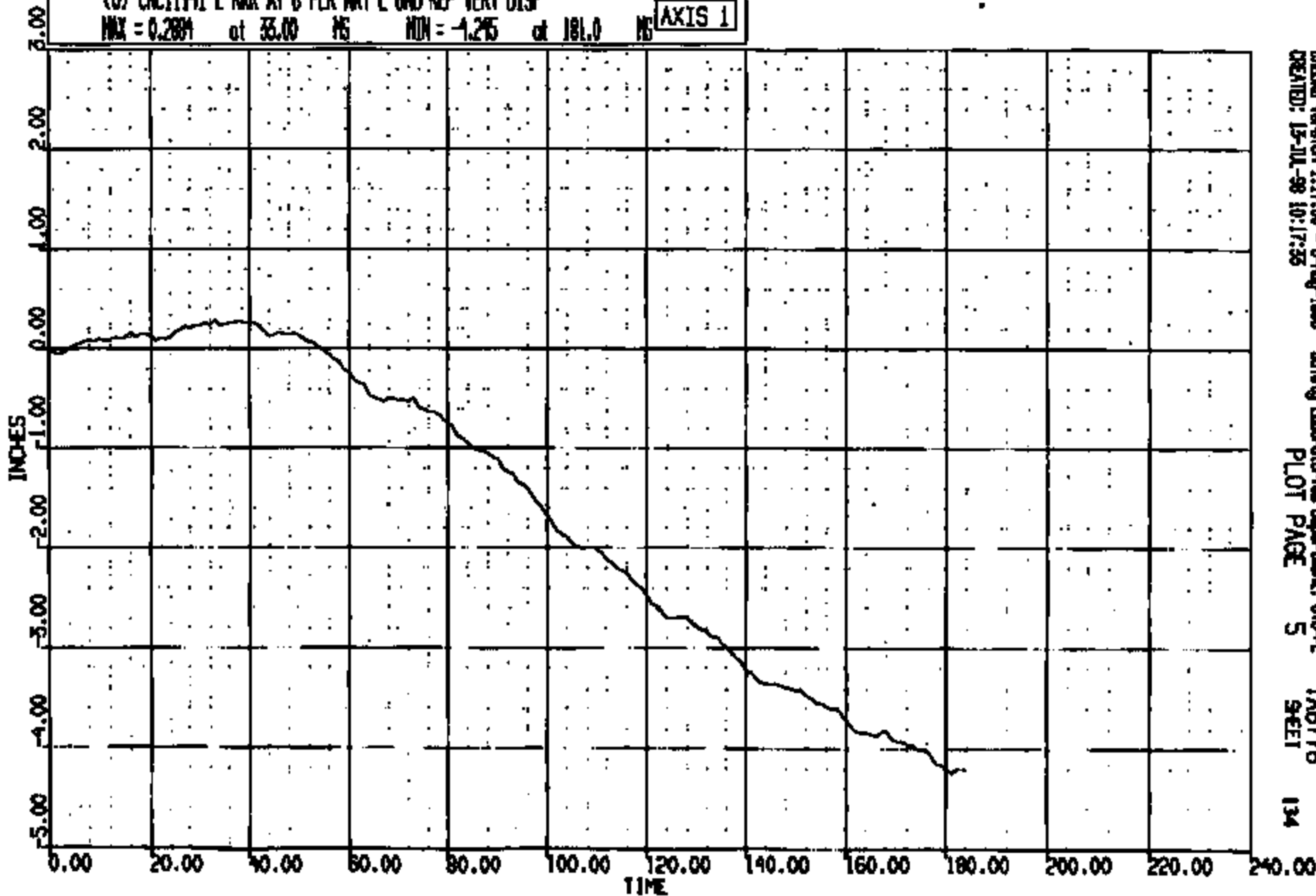
(0) CR011141 L RKR AT B PLR WRT L END REF LONG DISP
MAX = 28.29 at 79.00 MS MIN = 0.000E+00 at 0.000E+00 MS **AXIS 1**



CRTS 001141

CR R: 11141 TO: TA6776 DATE: 280710 10:30:12
2000 0-188

(0) CR01141 L RBR AT B PLR WRT L GND REF VERT DISP
MAX = 0.2891 at 35.00 MS MIN = -4.295 at 181.0 MS **AXIS 1**

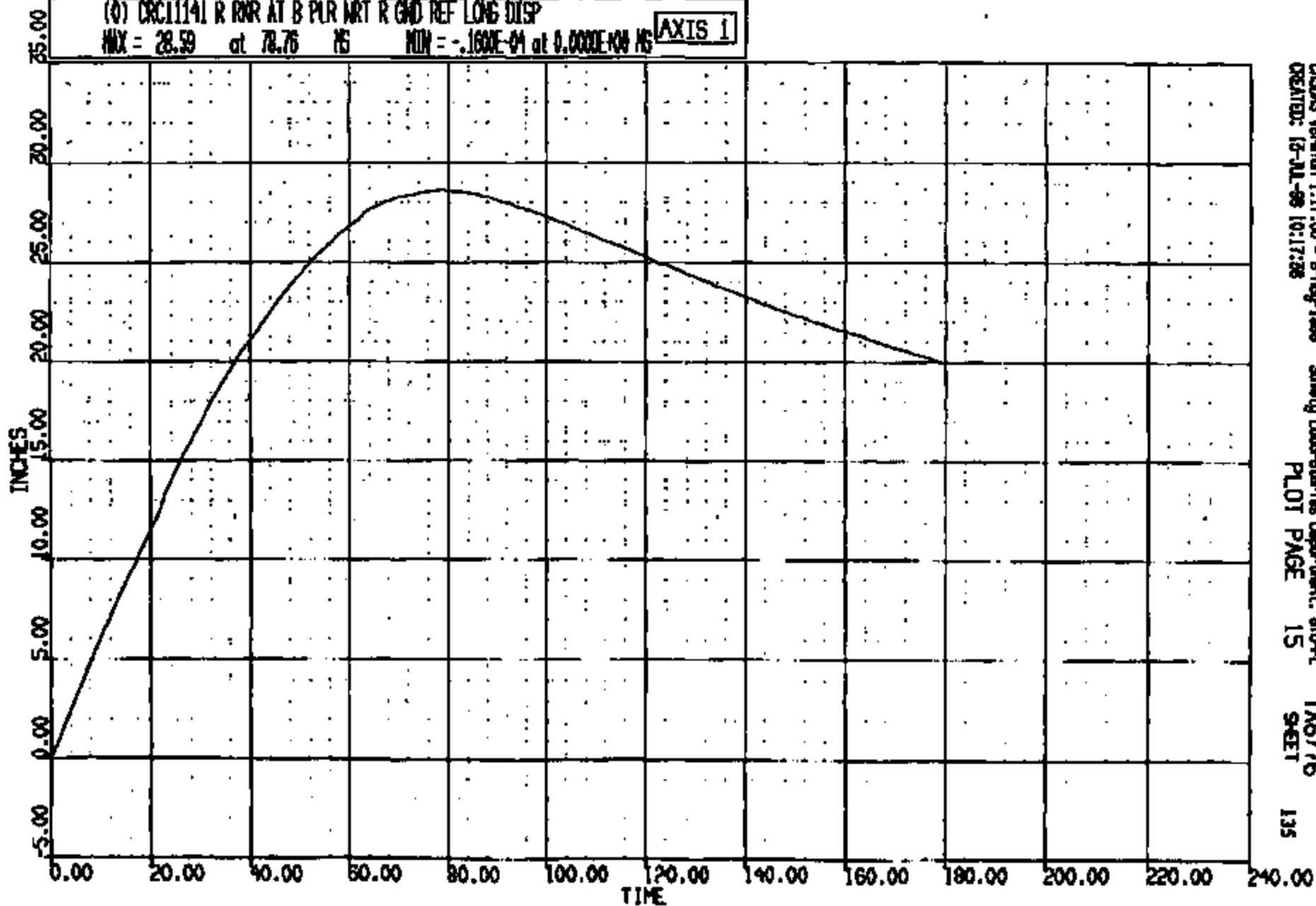


CRSNG Version 1.17.00 - 8-Aug-1998 Safety Laboratories Department, GPO-PL
CREATED: 15-JUL-98 10:17:35 PLOT PAGE 5 SHEET 134

CRIS 001141

CR RI 11141 TO: TAB776 DATE: 980710 10:30:12
2000 D-100

(0) CR11141 R RNR AT B PLR NRT R GND REF LONG DISP
MAX = 28.59 at 78.76 MS MIN = -.1600E-04 at 0.0000E+00 MS **AXIS 1**



DISDIS Version 1.17.00 - 8-May-1998
CREATED: 17-JUL-98 10:17:28

Safety Laboratory Inc Department: SR-PL
PLOT PAGE 15

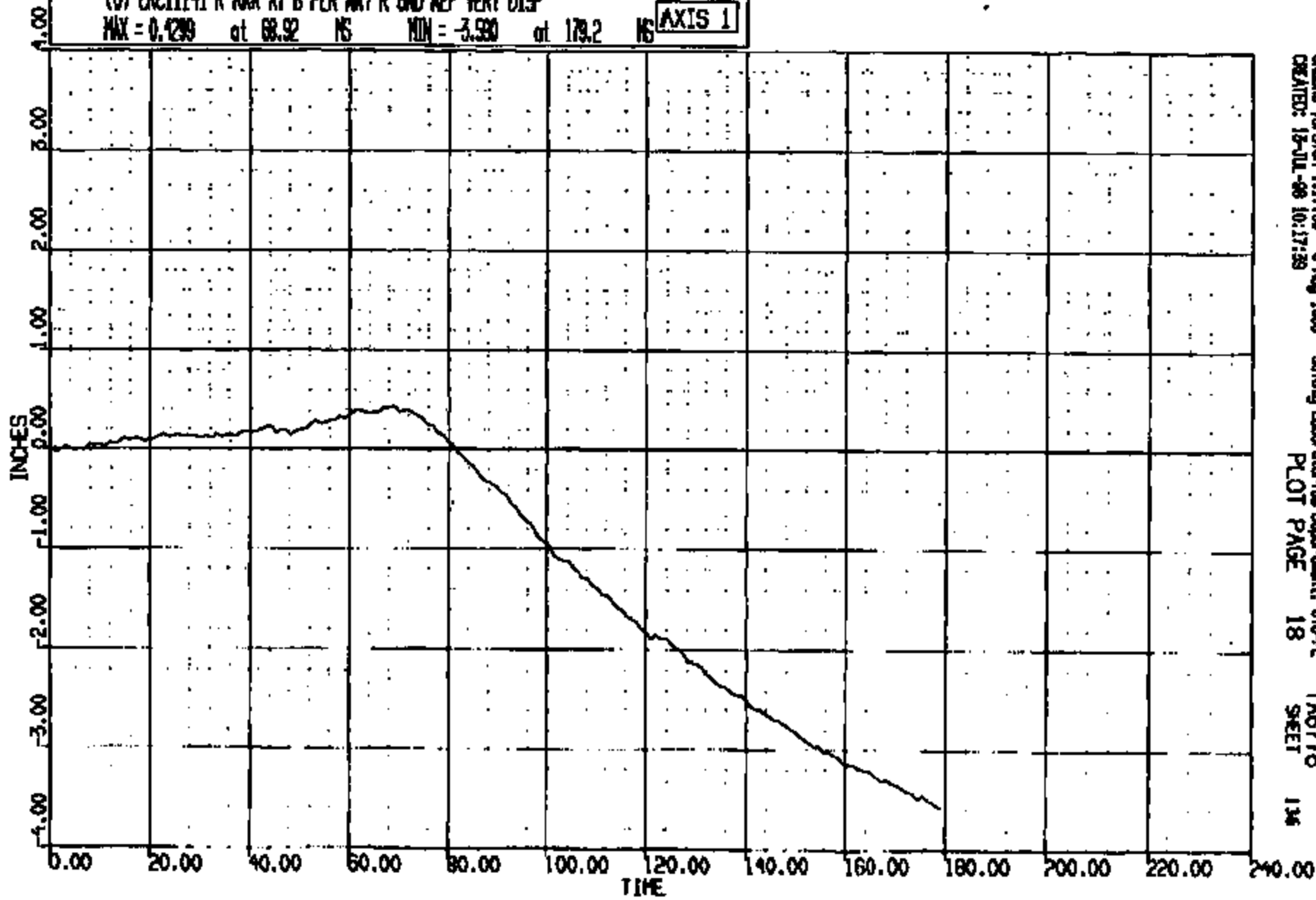
TAB776
SHEET

135

CRIS 001141

CR R: 11141 TO: TAB776 DATE: 980710 10:30:12
2000 D-188

(0) CR011141 R BAR AT B PLR WRT R GND REF VERT DISP
MAX = 0.4299 at 68.92 NS MIN = -3.930 at 179.2 NS **AXIS 1**

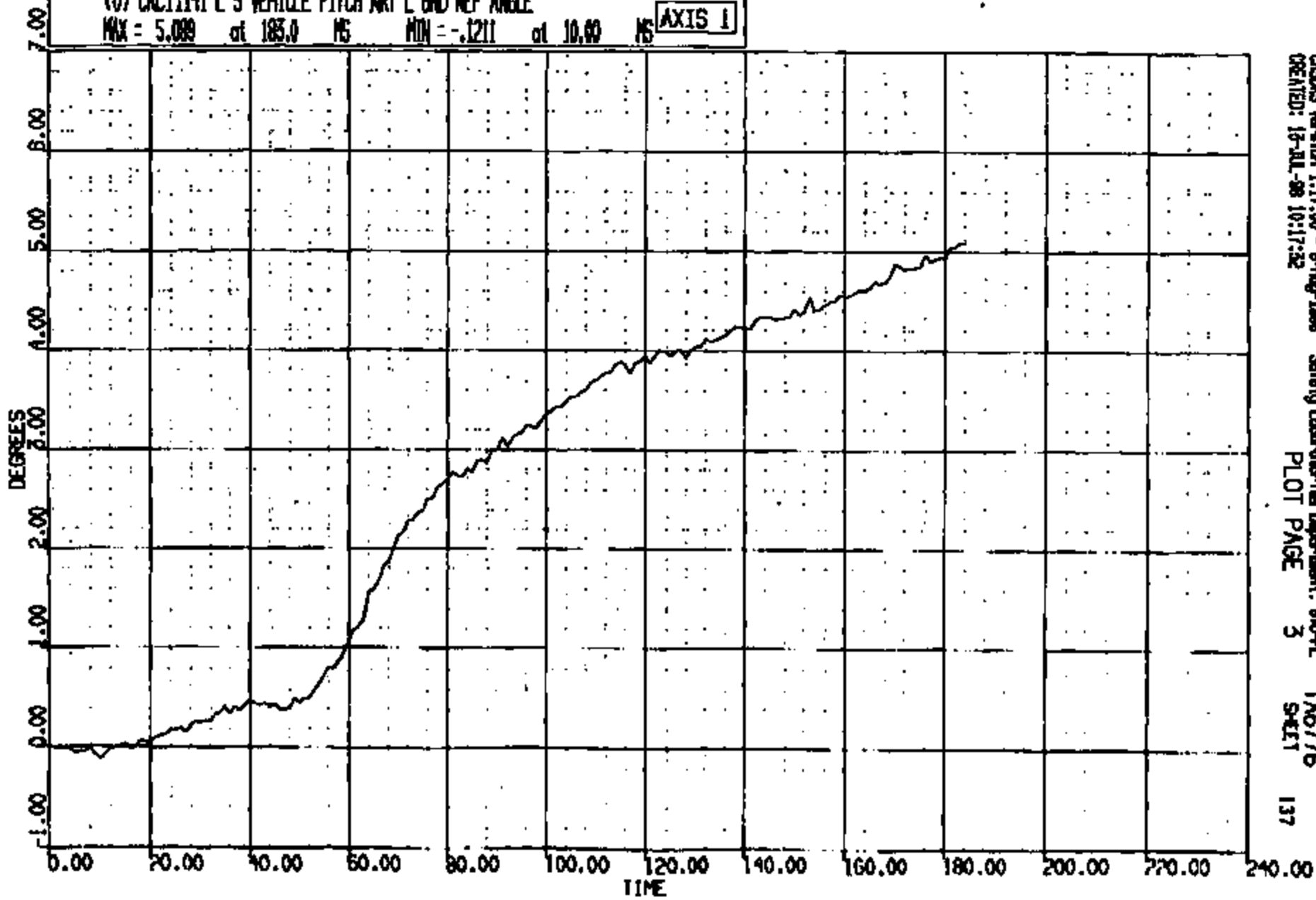


CHSAS Version 1.17.00 - 8-May-1998 Safety Laboratories Department, 610-A
CREATED: 15-JUL-98 10:17:29 PLOT PAGE 18 SHEET 136

CRTS 001141

CR R: 11141 TO: TAB776 DATE: 980710 10:30:12
2000 0-198

(0) CRC11141 L S VEHICLE PITCH WRT L END REF ANGLE
MAX = 5.089 at 183.0 MS MIN = -.1211 at 10.00 MS **AXIS 1**

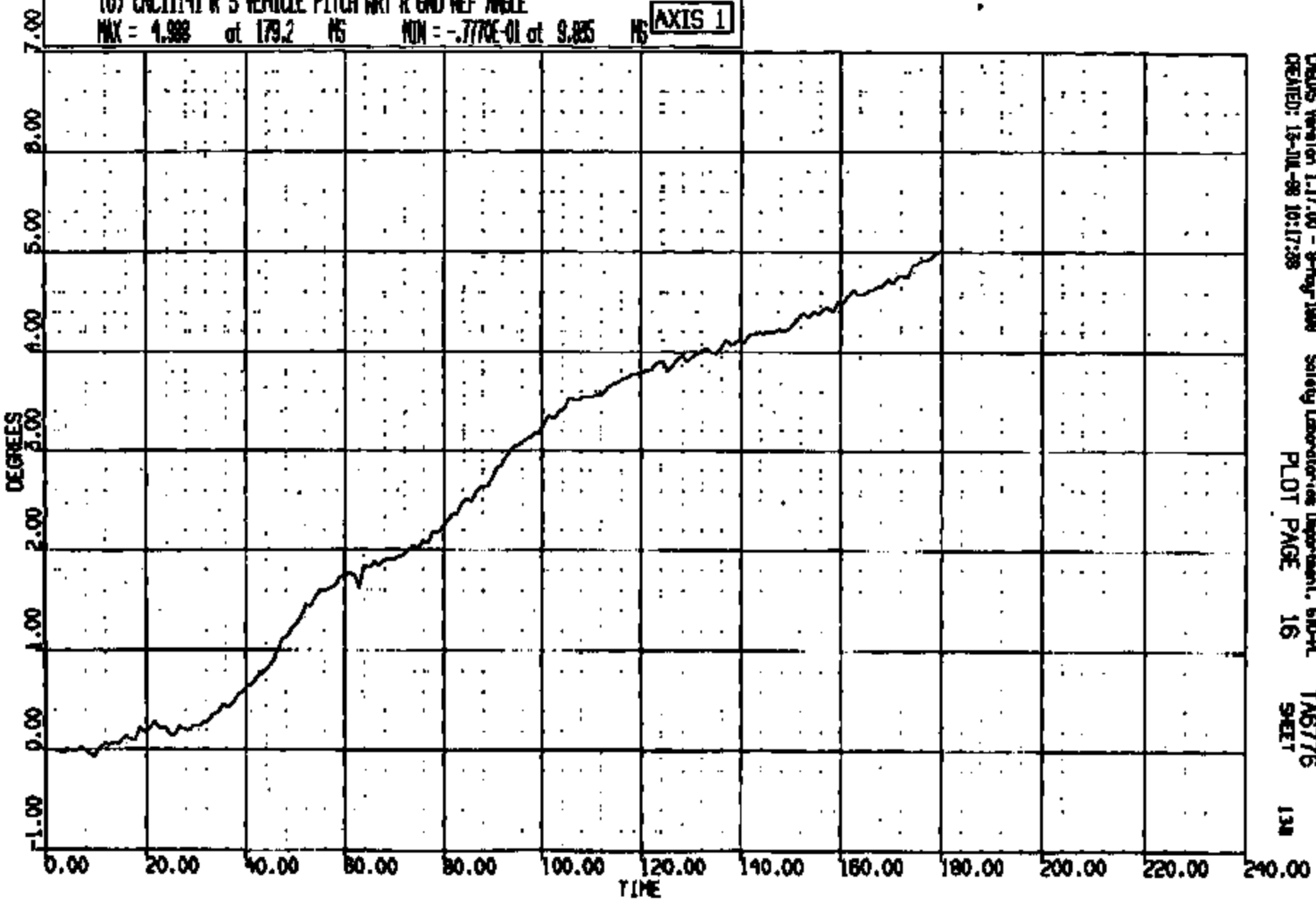


CASMS Version 1.17.00 - 8-Aug-1998 Safety Laboratory Department, 610-PL TAB776
CREATED: 15-ALL-98 10:17:32 PLOT PAGE 3 SHEET 137

CRTS 0011141

CR R: 11141 TO: TA6776 DATE: 980710 10:30:12
2000 D-188

(0) CR11141 R S VEHICLE PITCH WRT R END REF ANGLE
MAX = 4.988 at 179.2 MS MIN = -.7770E-01 at 9.885 MS **AXIS 1**



CRSUS Version 1.17.00 - 9-Aug-1998 Safety Laboratories Department, SLD-PL
CREATED: 12-JUL-98 10:17:38
PLOT PAGE 16
TA6776
SHEET 134

CRTS 001141



Name:

12142001.jpg


CRIS 001141



Name:

11141403.jpg

CRTS 0011141



Name :

11141003.jpg

CRTS 001141



Name :

11141004.jpg


CRIS 001141



Name:

11141005.jpg


CRTS 0011141



Name :

11141000.jpg

CRTS 001141



0916

CRIS 0011141

March 1


11141007.jpg



1141688-.jpg

Page 1


CRIS 001141



Memorandum

11141089.jpg

CRTS 0011141



Name:

11141010.jpg

CRIS 001141





Image:

11142011.jpg


CRTS 001141



CRTS 001141

Name:

1141012.jpg



Name: 11141013.jpg



Name: 11161014.jpg

CRIS 001141



Name: 11141010.jpg


CRIS 0011141



Name:

11341016.jpg

CRTS 0011141



Name :

11141017.3pp

CRTS 0011141



6776



6776

File: 11141019.jpg



Nome: 11141020.jpg



Image:

11141031.jpg

CRIS 001141



6776

CRTS 001141

00001

33341008.jpg



Name: 11141023.jpg

CRTS 001141




Name: 11141024.jpg

CRTS 001141




Name: 21161028.jpg

CRTS 0011141



Name:


11141026.jpg



CRTS 001141

Name:

33141629.jpg



Name: 11141020.jpg

CRTS 001141



46716

1974

Name:

11141029.jpg


CRTS 001141



21141036.jpg

Name:


CRIS 001141



CRIS 001141

Name :

11141031.jpg




Name: 11241032.jpg

CRIS 001141



Name: 11141033.jpg

CRTS 0011141



Name:

11141034.jpg

CRIS 0011141



Page 1


13141036.jpg

CRIS 001141



Name:

11141036.jpg



6776

11141097.JPG



6776

Name: 11141038.jpg

CRTS 001141



Nome: 21141099.jpg

CRTS 001141



6776

Name: 12141840.jpg


CRIS 001141



6776

11841041.jpg

CRIS 001141



Name: 11141642.jpg

CRTS 001141




Image:

11141043.jpg

CRTS 0011141



Name :

11141044.jpg

CRTS 001141



11141045.jpg

name:

CRTS 001141




Name: 11141046.jpg

CRTS 0011141



Name: 22161007.jpg

CRTS 0011141




675
12



Name:

11141049.jpg


CRIS 001141



200001

11141080.jpg


CRTS 0011141



Nome 1

11141051.jpg

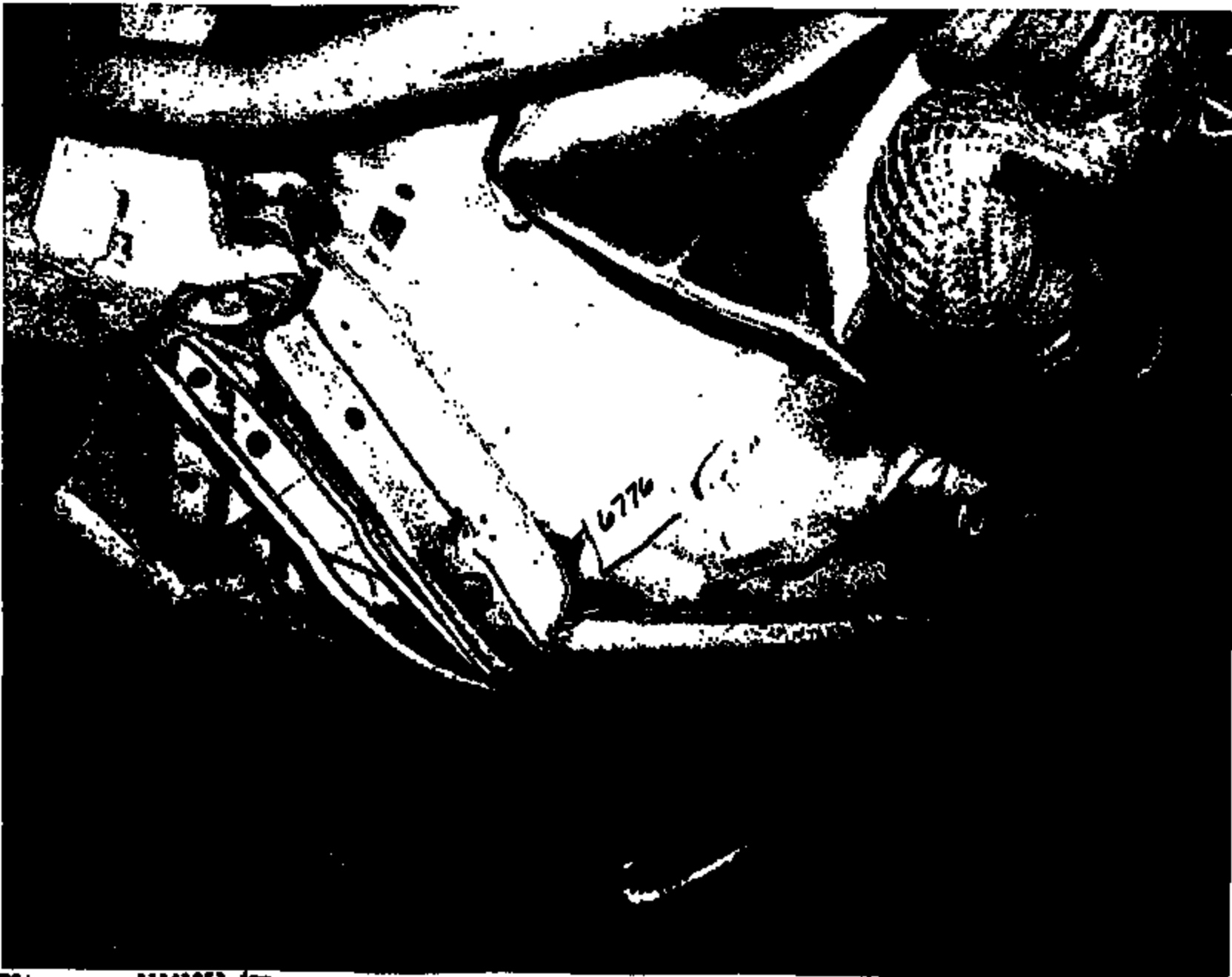
CRTS 001141



CRTS 001141


Name 1

11141082.jpg



21141053.jpg

CRIS 0011141



Name:

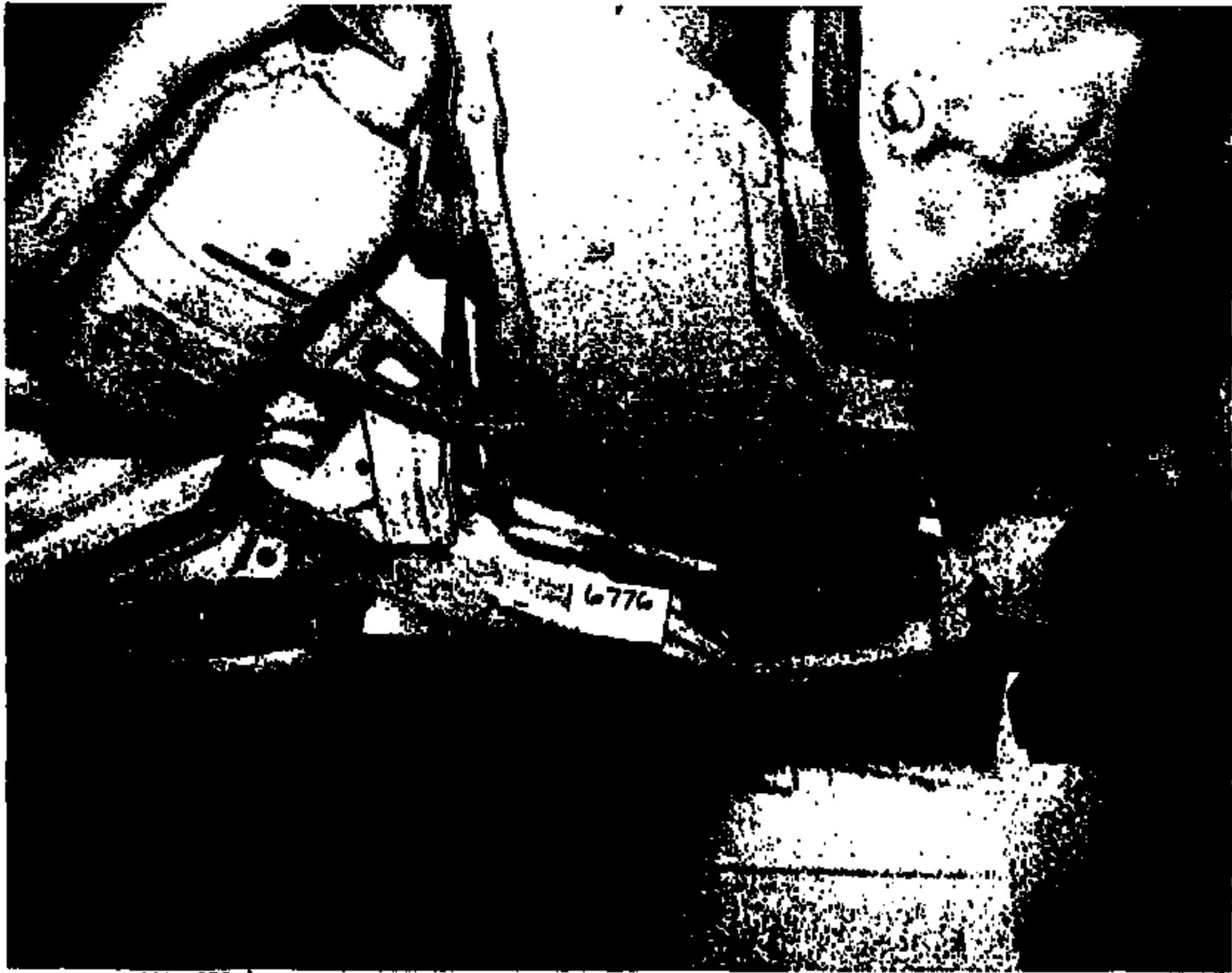
11141094.jpg

CRTS 001141



Name : 11141099.jpg

CRTS 0011141



6776

CRTS 001141

11141086.jpg



GTO Test Request

Requested/Coordinator (PROPS ID):

KEWING

KURT EWING

Testing Activity: Crash Barrier Test Lab	Date Submitted: 26-MAY-08	Requested Completion Date: 12-JUN-08	Requester Reference Number:
---	------------------------------	---	-----------------------------

Test Procedure Number: ST-25	Test Title and / or Subject of Test: D186 35 MPH FRONTAL BARRIER IMPACT
---------------------------------	--

Billable Requester Dept No.: T651 AY2215A	Workcenter/Work Order Number: F09	Test conducted to verify control item compliance with Government Regulations: Yes: <input type="checkbox"/> No: <input checked="" type="checkbox"/>
---	--------------------------------------	--

Billable Requester PROPS I.D.: KEWING	Billable Requester Name: KURT EWING
--	--

Complete the following two questions as indicated

1 - Rational for not replacing this test by CAE Analysis:

- No CAE Methodology or process available
 For CAE Correlation
 Insufficient confidence in CAE
 To obtain basic data for CAE
 Replacement or improvement of existing Test
 Testing is Quicker
 Mandatory or Regulatory
 Certification
 Development test for PSA
 Not applicable

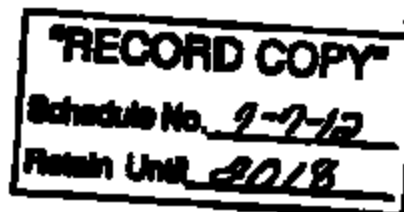
Other:

(Check appropriate boxes)

2 - What is the expected Test Outcome:

- Results will meet DVP/PCR requirements
 System Component will not meet Test specification
 Unknown
 Above is based on CAE?

Other:



(Check appropriate boxes)

Test Purpose/Test Procedure or Description of Test:

T657-ST-25 Road Barrier Collision Test - Occupant Crash Protect (Interim Proc)

Signature Approvals (As Required for Control Purposes)

Requesting Engineer KURT EWING

Testing Engineer _____

Requesting Supervisor/Manager JIM BOLAND

Testing Supervisor _____

BARRIER TEST REQUEST

TA5776

TEST OBJECTIVE: OCCUPANT PROTECTION, FMVSS 208
 IMPACT SPEED (MPH): 35
 TEST PROCEDURE: ST-25
 IMPACT TEST VEHICLE FRONTALLY INTO 90 DEGREE RIGID BARRIER.

TEST VEHICLE TAG: 5784282
 TEST VEHICLE VIN: 1FAPP02U1WG189188
 MODEL: CIVIC
 MODEL YEAR: 2000
 ENGINE/TRANS: 3L 2V / AX4N

TASK NO.: P08
 BILLABLE DEPT.: 1881

FUEL: TYPE= NONE FILL LEVEL (GAL.) = 0

TIRE PRESSURE (PSI): FRONT = 30 REAR = 30 SPARE = NA
 CURB WEIGHT (LBF.): FRONT = 2131 REAR = 1183 TOTAL = 3284
 TEST WEIGHT (LBF.): FRONT = 2289 REAR = 1588 TOTAL = 3834
 +/- = 28

RIDE HEIGHTS (IN): FRONT = LEVEL ROR +/- = TO GROUND REAR = LEVEL ROR +/- = TO GROUND

WEIGH UP INSTRUCTIONS:

MAY REMOVE: EXHAUST, DECK LID, DOOR GLASS, INTERIOR TRIM, FUEL TANK.
 DO NOT PLACE WEIGHT: UNDERHOOD EXCEPT IN ENGINE.
 MAX ADD TO ENGINE: 75 LBF.
 LOAD TO TEST WEIGHT & LEVEL ROCKERS WRT GROUND.
 SPRING INSERTS ACCEPTABLE.

OCCUPANT TYPE: LEFT FRONT = 80TH% HYBRID 3
 RIGHT FRONT = 80TH% HYBRID 3

DUMMY POSITIONING: ST-25 DRIVER FOOT-REST: YES

SEAT POSITIONING:

	LONG	VERT	BACK ANGLE (DEG.)	PRG CHECK
LEFT FRONT =	MD	FULL DOWN	27.2 (FRAME)	Y
RIGHT FRONT =	MD	FULL DOWN	27.2 (FRAME)	Y

NOTE TO PACKAGE-LAB: PLEASE RECORD BODY COORDINATES OF ROCKERS @ B-PILLAR TOT ALSO.

RESTRAINTS USAGE:

	BELT	PYRO BELT	FRY BAG	SIDE BAG
LEFT FRONT =		X	X	
RIGHT FRONT =		X	X	

SENSOR SYSTEM: REMOTE DEPLOY

DRIVER BELT =	18 ms	ADD BELT =	10 ms
DRIV STAGE 1 =	12 ms	PASS STAGE 1 =	12 ms
DRIV STAGE 2 =	17 ms	PASS STAGE 2 =	17 ms

BARRIER TEST REQUEST

TA6776

DIMENSIONAL ANALYSIS: NONE

STILL PHOTO: STANDARD PRE & POST TEST

HIGH SPEED FILM:

OFFBOARD			ONBOARD		
1	RIGHT	OVERALL	1	RIGHT	RETRACTOR
2	RIGHT	A-PILLAR FORWARD	2	RIGHT	D-RING
3	RIGHT	DUMMY KINEMATICS	3	RIGHT	OVER SHOULDER
4	LEFT	OVERALL	4	LEFT	RETRACTOR
5	LEFT	A-PILLAR FORWARD	5	LEFT	D-RING
6	LEFT	DUMMY KINEMATICS	6	LEFT	OVER SHOULDER
7	OVERHEAD	OVERALL			
8	OVERHEAD	A-PILLAR FORWARD			
9	PIT	A-PILLAR FORWARD			
TOTAL OFFBOARD = 9			TOTAL ONBOARD = 6		

FILM ANALYSIS: LEFT ROCKER DISP. & VELOCITY @ B-PILLAR WRT GROUND
 RIGHT ROCKER DISP. & VELOCITY @ B-PILLAR WRT GROUND
 LEFT DUMMY HEAD DISP. & VELOCITY WRT LEFT ROCKER @ B-PILLAR
 RIGHT DUMMY HEAD DISP. & VELOCITY WRT RIGHT ROCKER @ B-PILLAR
 VEHICLE PITCH
 VEHICLE DROP

DIGITIZED FILM:

OFFBOARD	3	RIGHT	DUMMY KINEMATICS
OFFBOARD	6	LEFT	DUMMY KINEMATICS

SPECIAL BUILD INSTRUCTIONS:

- ✓1 INSTALL D168 INSTRUMENT PANEL (YP12 548 4304)
- ✓2 INSTALL PASSENGER AIR BAG (PART NO.)
- ✓3 INSTALL DRIVER AIR BAG (PART NO.)
- ✓4 PREP COLUMN FOR LOAD CELL & INSTRUMENTATION
- ✓5 UPDATE HOOD, HOOD HINGES, HOOD LIFTERS, HOOD LATCH & STRIKER.
- ✓6 UPDATE GOR, FRONT CRASH SENSOR BRACKET & SENSOR
- ✓7 INSTALL ROLL RESTRICTOR

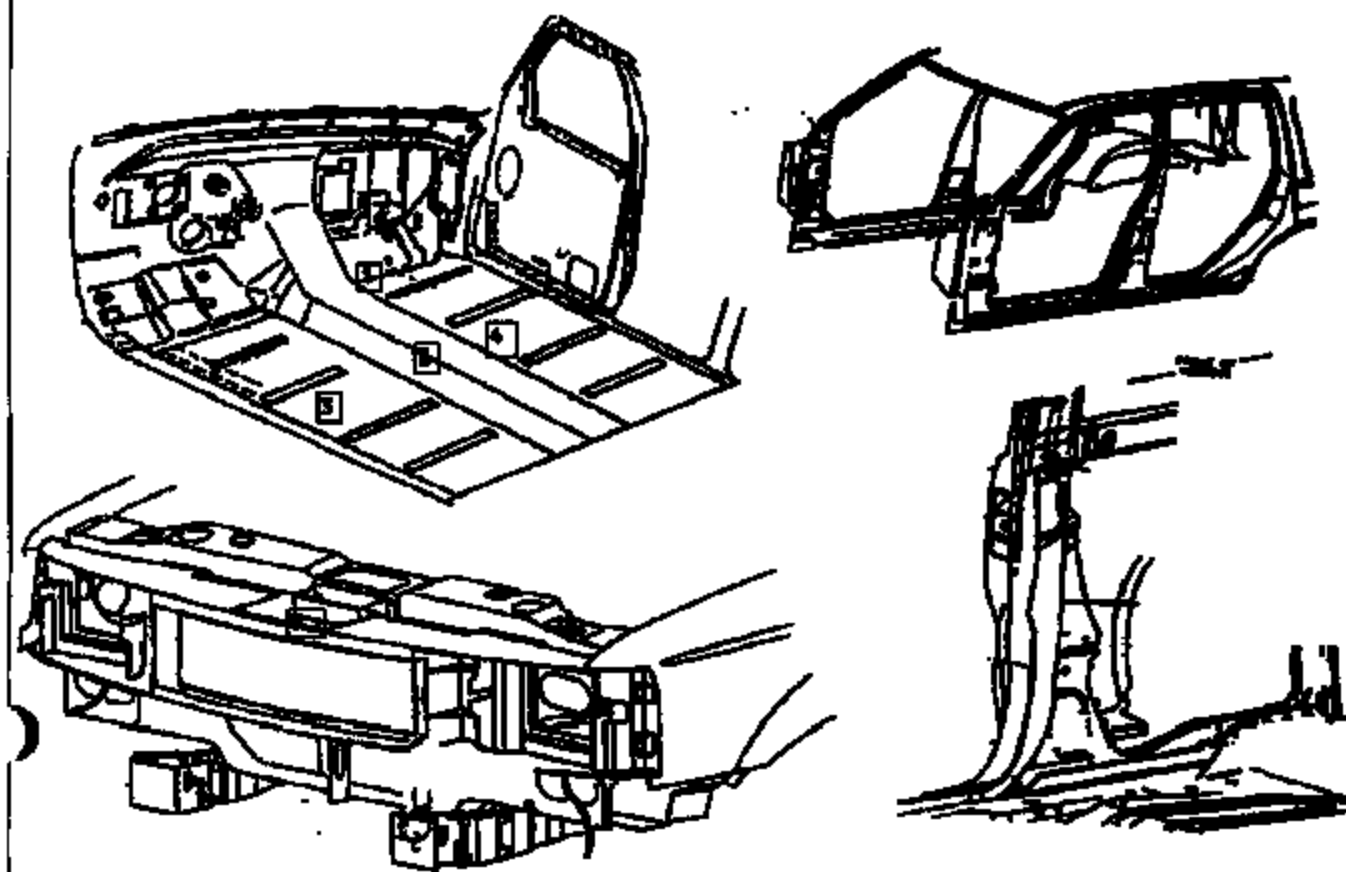
*Remove to pull down
7/1/78
K.E.*

FUNCTION	NAME	PHONE	PAGER
REQUESTOR:	K. EWING	24-65165	KIEW
BLD. COORD:	B. PAGANO	33-30845	BPAG
SUPERVISOR:	K. ARTHURS	58-65158	KART

Program: D186
 Vehicle ID: TA8776
 Build level: AP
 Cost Mode: 95 90 barrier

SENSOR MAP

Engineer: Mike Amin
 Phone #: 33-78274
 Date: 6/5/98
 Time: 4:38 PM



Member Channels only

Location Name	Supplier	Output	Normal (+/-)	Max/Min	Serial #	
1 FRT_FLOOR_PAN_R_C/L (LMB BCM Location)	ACD1	Interrogator	EMAC X	2	9902	021-107-151
	ACD2		EMAC Y	2		
	ACD3		Analog X	2.5		
	ACD4		Analog Y	2.5		
	ACD5		Crash #1	2		
	ACD6		Crash #2	2		
	ACD7		Balling	3.3		
	ACD8		Steer	5		
1 FRT_FLOOR_PAN_R_C/L	_EC8	accel	TRIAK	On Interrogator	9906	098297E 8984 - 021398C
2 C/L_YM_BETWEEN_F/SEATS	_SR	accel	TRIAK			
3 FRT_FLR_SHOULDER_L/F_BEAT_C/L	_SR	accel	TRIAK			
4 FRT_FLR_SHOULDER_R/F_BEAT_C/L	_SR	accel	TRIAK			
5 C/RAD UP FRT (Requires T zero input)	ACD1	PCB	Ch 1	5 +/- .25		
	ACD2		Ch 2	0		
	ACD3		Ch 3	0		
	ACD4		Ch 4	0		
3 C/RAD UP FRT	_SR	accel	TRIAK	Next to PCB		

DDR4 serial number: 021388E

FCS requires T zero input (NOTE COMMENT IN ABOVE MAP)

Note: All Visteon supplier parts require 12V supply

DUMMY POSITIONING MEASUREMENTS

Test Order No. TAB776
 Crash No. 11141
 Target/Bullet TARGET
 Dummy Type HYBRID 3
 Foot Rest Yes/No

MEASUREMENT DESCRIPTIONS WRT FRONT ROCKER TARGET		DRIVER		PASSENGER	
		RANGE	Actual	RANGE	Actual
Head (inches)	Long		14.3		12.9
	Vert		36.9		37.0
	Lat		14.0		14.0
Shoulder (inches)	Long				
	Vert				
	Lat				
H-Point (inches)	Long	8.15	8.4	8.19	8.5
	Vert	12.89	11.9	12.62	12.7
	Lat		10.5		10.3
Outboard Knee Bolt (inches)	Long		-6.0		-7.0
	Vert		17.5		17.6
	Lat		10.9		12.3

MEASUREMENT DESCRIPTIONS		DRIVER		PASSENGER	
		RANGE	Actual	RANGE	Actual
Leg to Instrument Panel - Left	(inches)		3.9		2.5
Leg to Instrument Panel - Right	(inches)		3.0		2.6
Rockers Target to Ground - Front	(inches)		7.2		7.3
Rockers Target to Ground - Rear	(inches)		7.1		7.4
Nose to Steering Wheel	(inches)		15.7	N/A	N/A
Nose to Instrument Panel	(inches)	N/A	N/A		22.1
Torso to Instrument Panel	(inches)	N/A	N/A		16.2
Torso to Steering Wheel	(inches)		7.5	N/A	N/A
Top of Legs to Steering Wheel	(inches)		1.0	N/A	N/A
Knee Spread	(inches)		8.5		7.8
Bumper Target to Ground	(inches)				
Head Angle	(degrees)		0.2		0.2
Pelvis Angle	(degrees)		22.7		24.0
Neck Bracket Angle	(degrees)		0.0		0.0
Rockers Angle	(degrees)		0.3		0.2
Seat Back Angle	(degrees)		26.3		26.1