

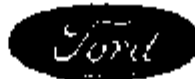
• EAO3-010

Ford

10/22/03

• Attachment F

Book 4 of 24



"RECORD COPY"
 Schedule No. 7-2-B
 Serial No. 2017
 CONFIDENTIAL

FINAL TEST REPORT

**Global Test Operations
 Advanced Vehicle Technology**

TO: J. Boland

Test Order No. T-A5293
Work Task W. O. No. F09
Test Date 10/16/97
Date Reported 12/5/97
Sheet 1 of 83

SUBJECT: Crash Test 10869 (90° Front Fixed Center Pole Impact at 10.0 ± 0.4 mph, 16.1 ± 0.6 km/h) - 2000 Taurus (D186) 4-Door Sedan

REQUESTED BY: Vehicle Safety and GAE Department, Advanced Vehicle Technology - K. Ewing

OBJECT: To obtain development data relative to air bag system sensors.

SUMMARY OF TEST RESULTS: See Section 1.0 for air bag system sensor data.


 S. Pingleton
 Test Development Engineer


 Concur: R. Burns
 Section Supervisor
 Operations Engineering Section

VEHICLE DATA:

Make and Model 2000 Taurus (D186) 4-Door Sedan
ID Numbers 1FALP5381VG210873, 313-T-516, DC0428
Power Train 3.0L, EFI, Automatic (AKAB) Transaxle
Fuel Tank(s) Test Condition: Empty
Front Seat(s) Type: Bucket
 Cover: Leather
 Tracks/Position: LF: 6-Way Power/Mechanical Mid and Down
 RF: Manual/Mechanical Mid
 Seat Backs/Position: Adjustable/27.0° Rear of Vertical
 Head Restraints/Position: Adjustable/Up
Restraint System LF & RF: None Used
Occupants LF & RF: 50th Percentile Male, Hybrid II, Uninstrumented
Test Weight Front: 2289 lb (1038 kg)
 Rear: 1574 lb (714 kg)
 Total: 3863 lb (1752 kg)
Tires Front: P205/65R15 30 psi (207 kPa)
 Rear: P205/65R15 30 psi (207 kPa)
 Spare: Removed
Significant Content or Accessories: Air Conditioning, Power Steering, Power Brakes, Tilt Steering Wheel

GENERAL TEST COMMENTS:**1. Test Procedure**

The test was performed according to the following Corporate test procedure(s):

Fixed Barrier Collision, ST-14 dated January 15, 1992.

1.1 Vehicle Alignment

The test vehicle impacted an eight inch diameter steel pole structure, rigidly attached to the barrier face. The vertical steel pole was aligned against the vehicle's impact point which was the test vehicle's longitudinal centerline.

2. Remarks

Crash movies, pre- and post- crash still images of the test vehicle and copies of this report are available only through the Crash Test Operations Section after permission is obtained from the test requesting department. The crash still images are stored on CD ROMs. The file names of the still images are listed under crash number and a three digit sequence number which are 10869001 through 10869043.

TEST RESULTS:

1.0 Sensor Development

Time histories of the dummy dynamic displacements obtained from Film Analysis are included in this report.

Time histories of the air bag/sensor(s) are included in this report.

Time histories of any requested derived data (i.e. integrations, etc.) were given to the requesting activity and are not included in this report.

2.0 Vehicle Crush, Film Analysis and/or Instrumentation Data

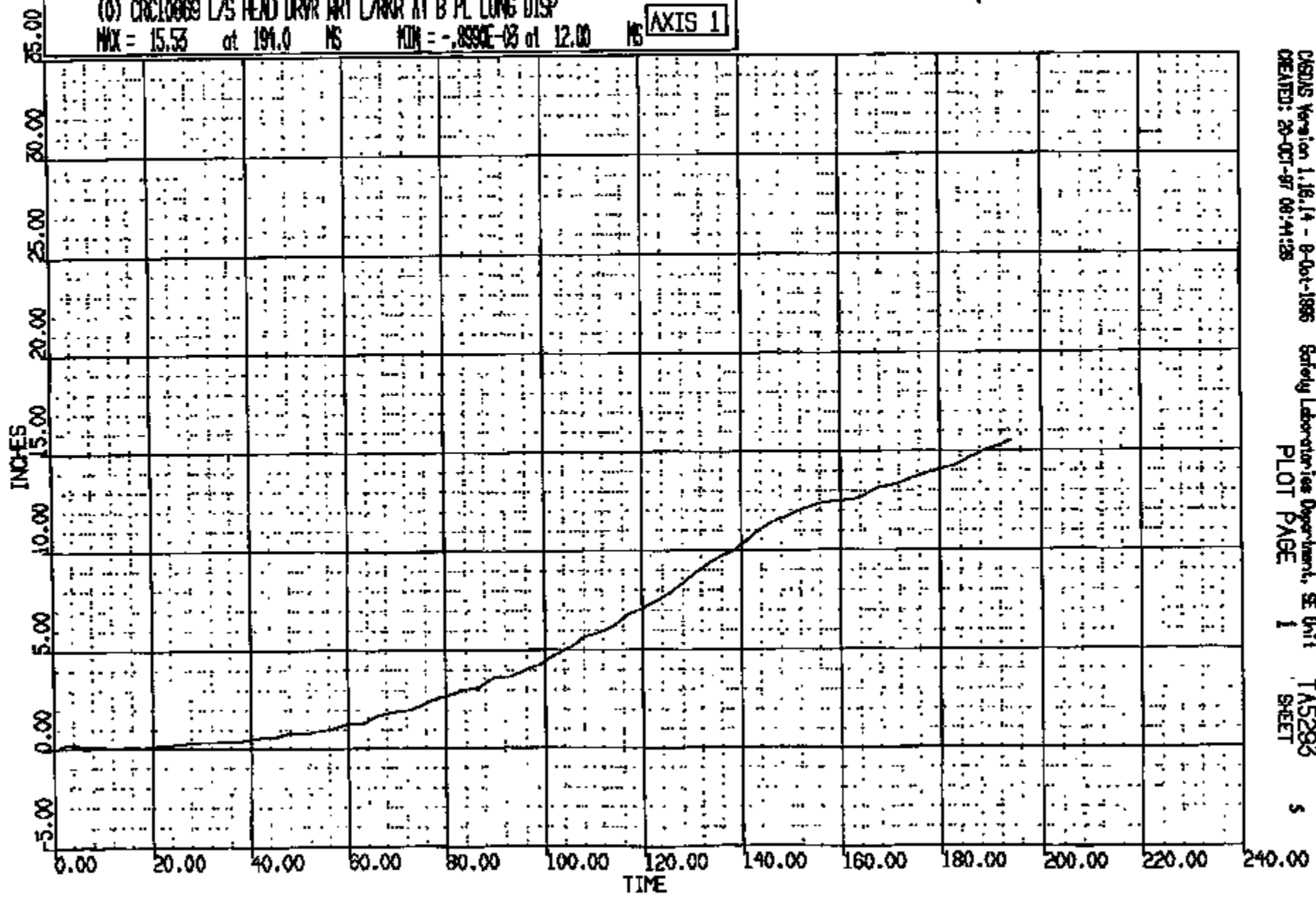
Time histories of the vehicle accelerations and other instrumentation are included in this report.

Time histories of vehicle dynamic displacements obtained from Film Analysis are included in this report.

Time histories of any requested derived data (i.e. integrations, etc.) were given to the requesting activity and are not included in this report.

CR R: 10869 TO: TAB295 DATE: 971018 10:27:57
100X DN-101 UNKNOWN

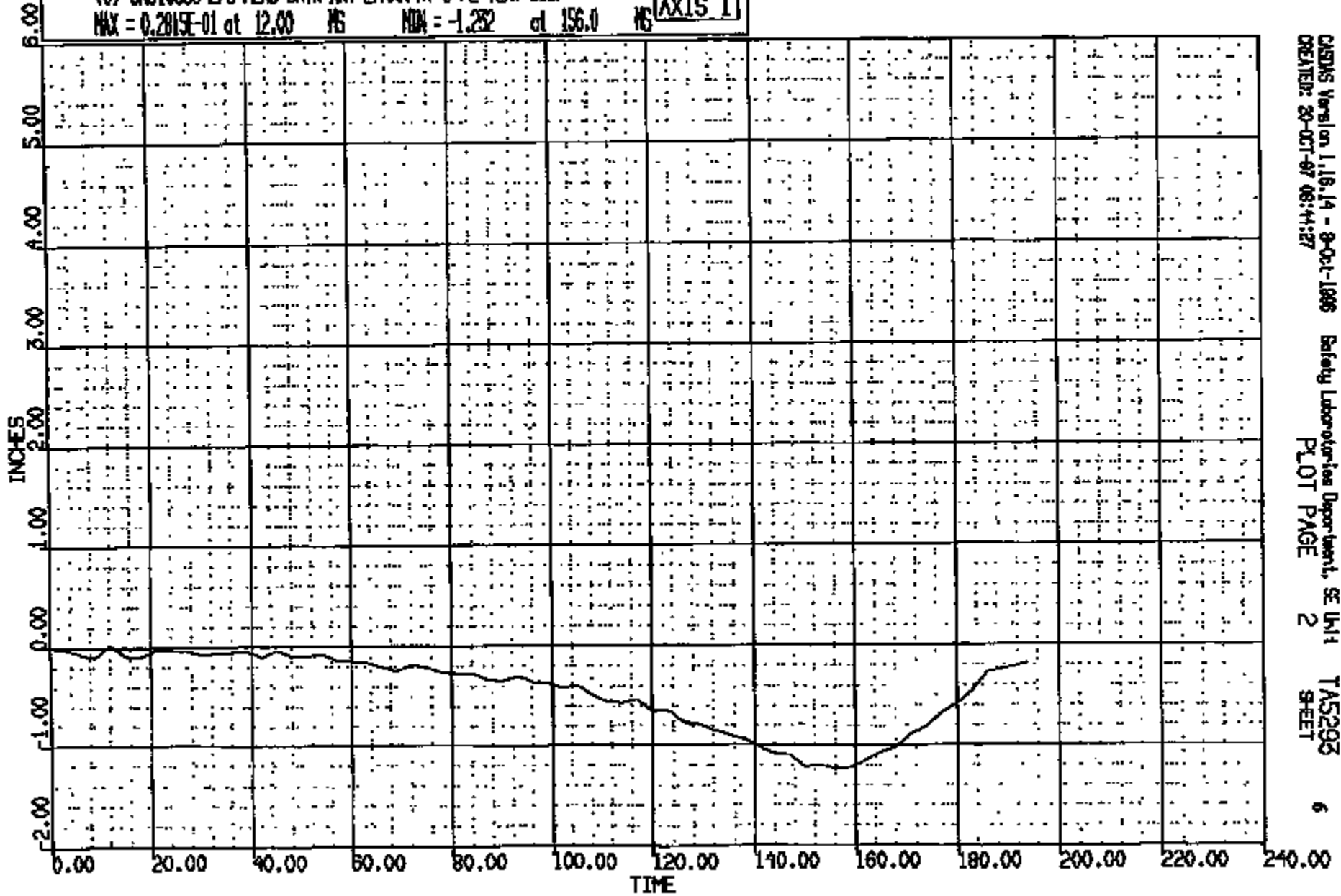
(0) CR10069 L/S HEAD DRVR WRT L/R/R AT B PL LONG DISP
MAX = 15.53 at 194.0 MS MIN = -.8994E-03 at 12.00 MS **AXIS 1**



CRTS 0010869

CR R: 10869 TO: TAS293 DATE: 071018 10:27:37
108X DN-101 UNKNOWN

(0) CRC10869 L/S HEAD DRYR MRT L/WR AT B PL VERT DISP
MAX = 0.2015E-01 at 12.00 MS MIN = -1.232 at 156.0 MS **AXIS 1**



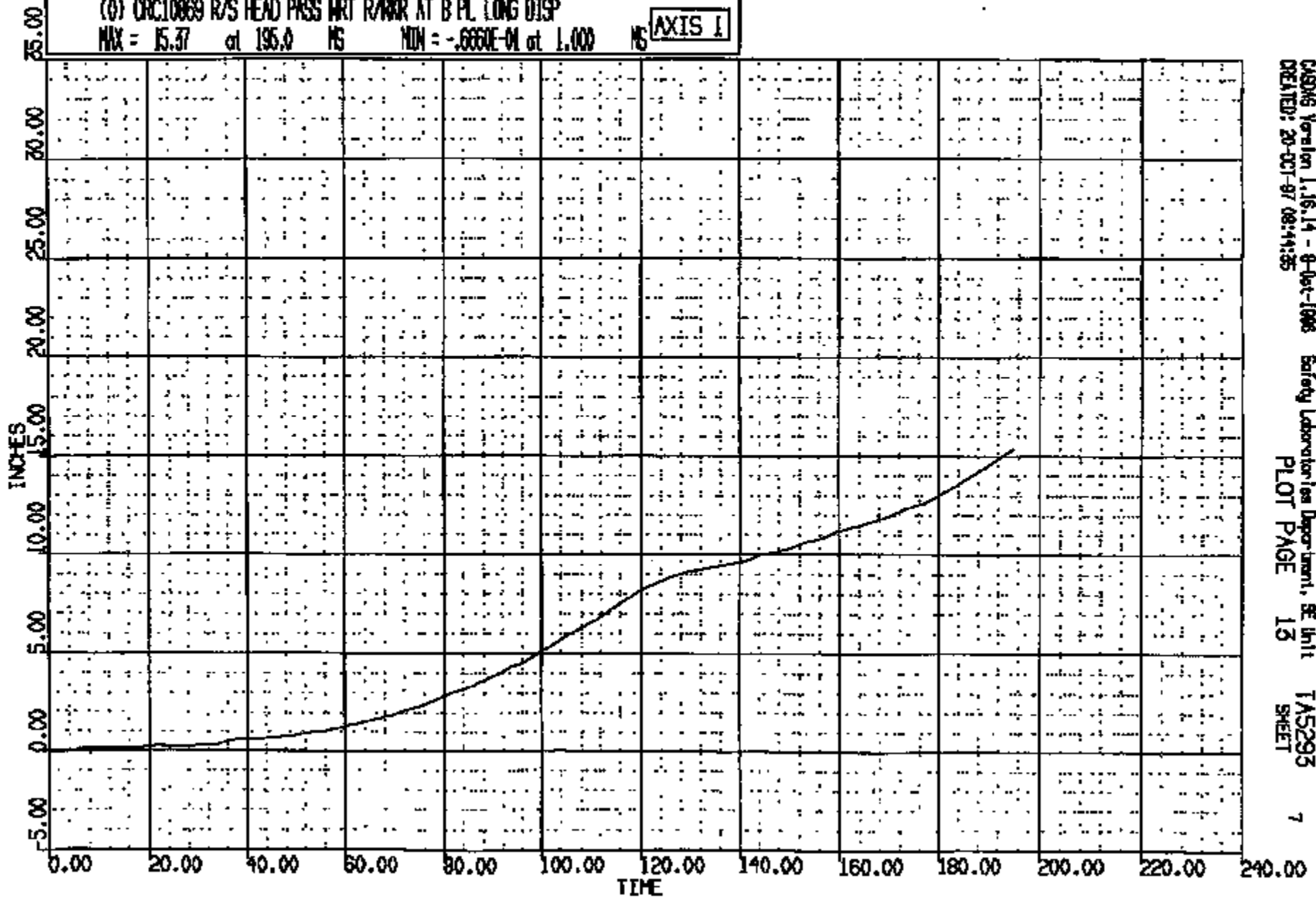
CRTS 0010869

CR 7: 10869 TO: TA5295 DATE: 971018 10:27:37
199X DN-101 UNKNOWN

(0) CRC10869 R/S HEAD PASS WRT R/WR AT B PL LONG DISP

MAX = 15.37 at 195.0 MS MIN = -.686E-01 at 1.000 MS

AXIS I

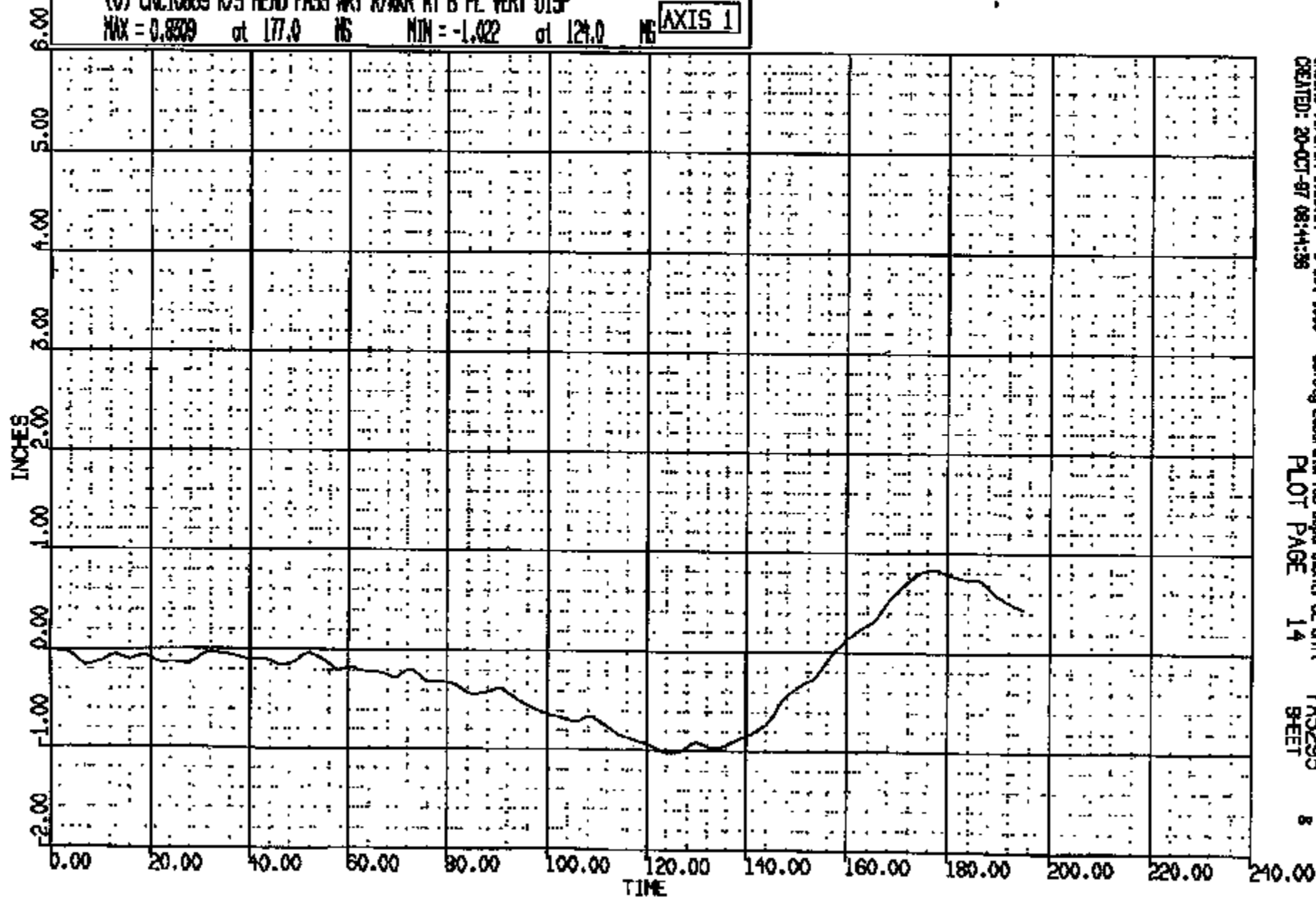


CASMS Version 1.16.14 - 9-16-1998 Safety Laboratory Department, SE Unit
CREATED: 20-OCT-97 08:44:35
TA5295
PLOT PAGE 13 SHEET 7

CRTS 0010869

CR#: 10869 TO: TA5293 DATE: 971018 10:27:57
199X DN-101 UNKNOWN

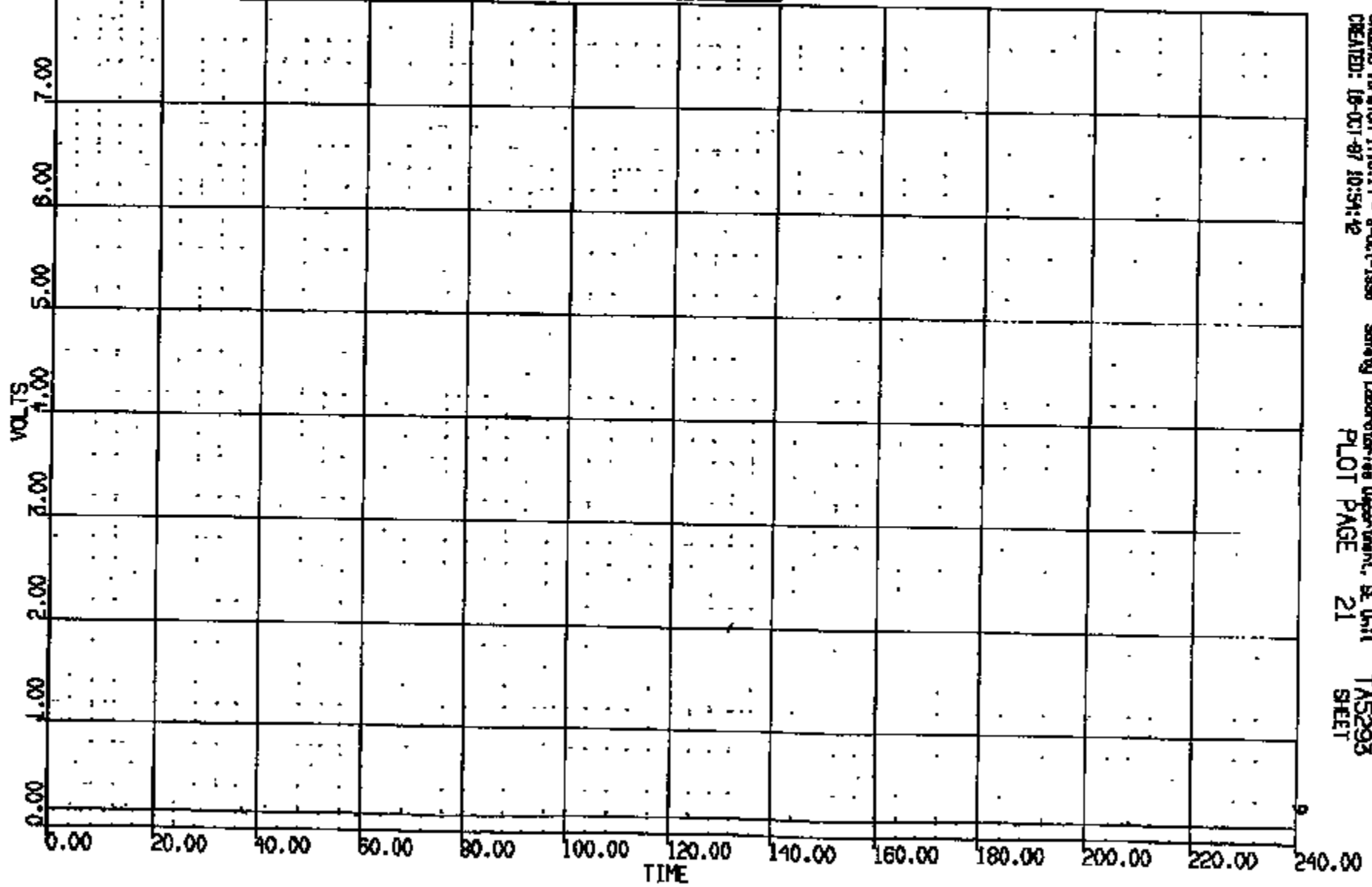
(0) CMC10869 R/S HEAD PASS WRT R/W/R AT B PL. VERT DISP
MAX = 0.8309 at 177.0 MS MIN = -1.022 at 124.0 MS **AXIS 1**



CRTS 0010869

CR N: 10869 TO: TAS293 DATE: 871018 10:27:37
198X DN-101 UNKNOWN

(1) CR10869T C/F FLOOR PAN @ LHD ACD I 4000C
MAX = 0.1807 at 208.2 MS MIN = 0.1367 at 6.320 MS AXIS 1

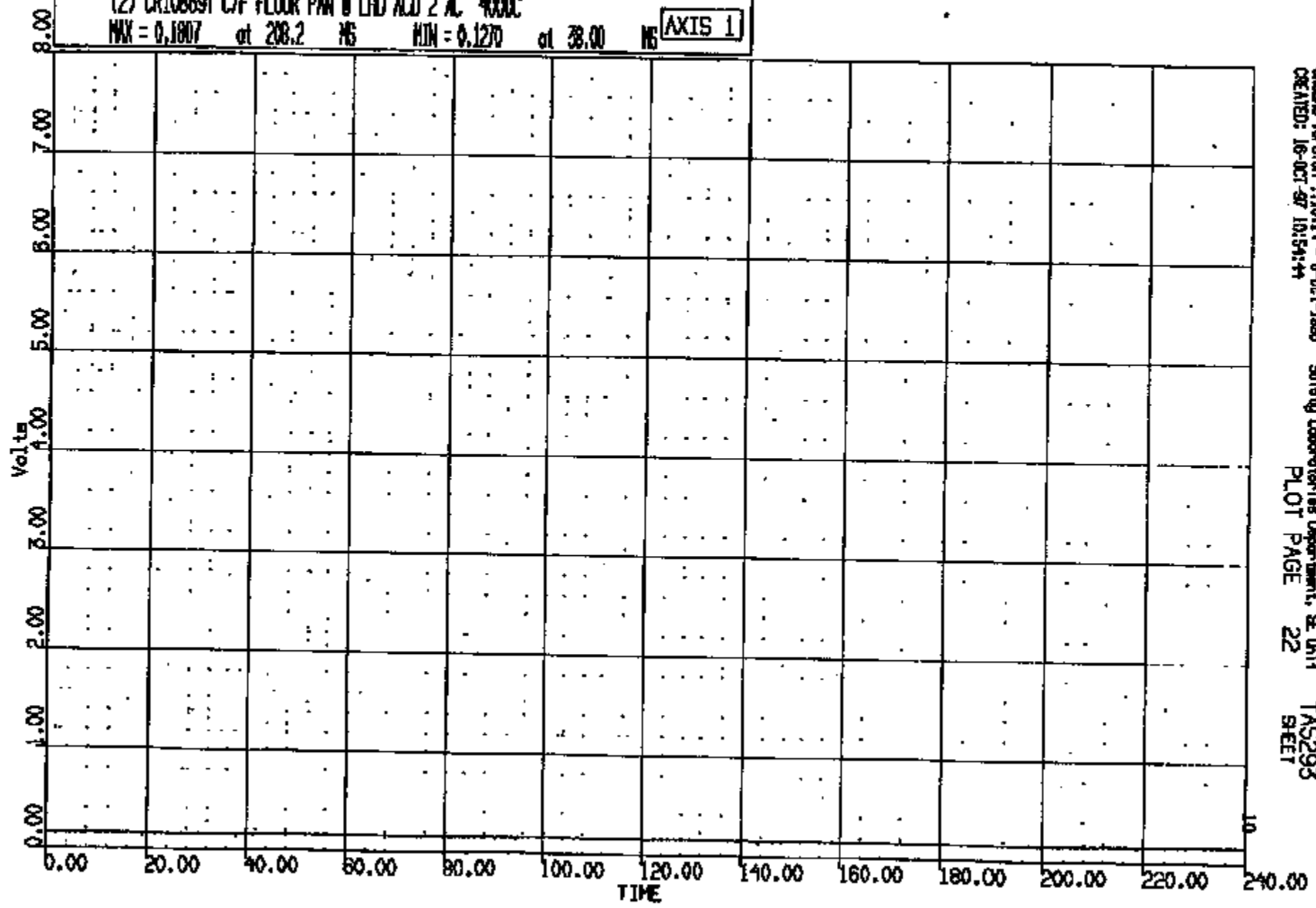


CRTS 0010869

CADMS Version 1.16.14 - 8-Oct-1988 Safety Laboratories Department, SE Unit TAS293
CREATED: 18-Oct-87 10:54:42 PLOT PAGE 21 SHEET

DR R: 10889 TO: TAB293 DATE: 871018 10:27:37
199X DN-101 UNKNOWN

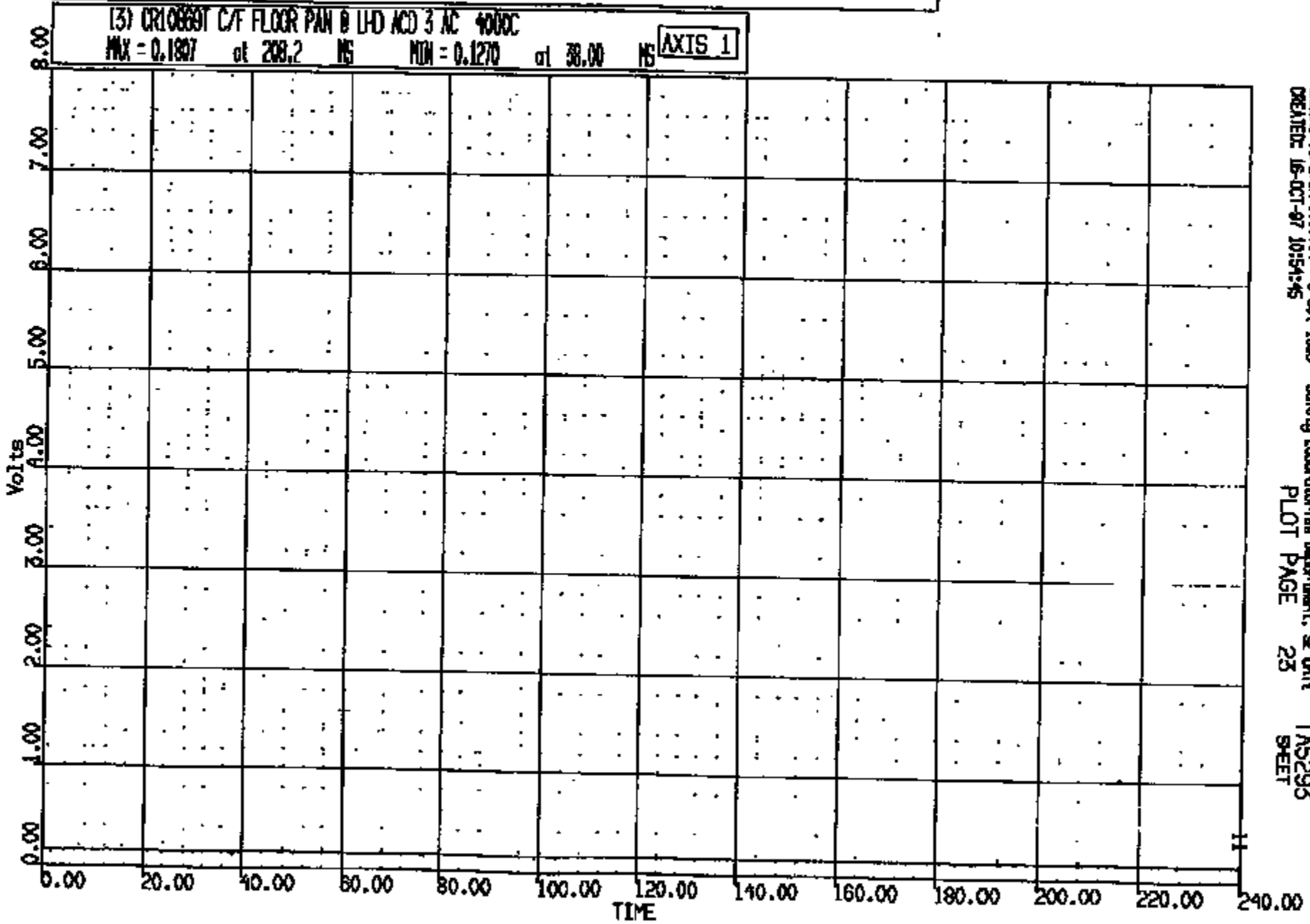
(2) CR10869T C/F FLOOR PAN @ LHD ACID 2 AC 4000C
MAX = 0.1807 at 208.2 MS MIN = 0.1270 at 38.00 MS AXIS 1



CRTS 0010869

CASYS Version 1.16.14 - 8-9-91-1988 Safety Laboratories Department, SE Unit
CREATED: 16-OCT-97 10:54:44
PLOT PAGE 22 TMS293
SHEET

CR #: 10869 TO: TA5298 DATE: 971018 10:27:37
195X DN-101 UNKNOWN



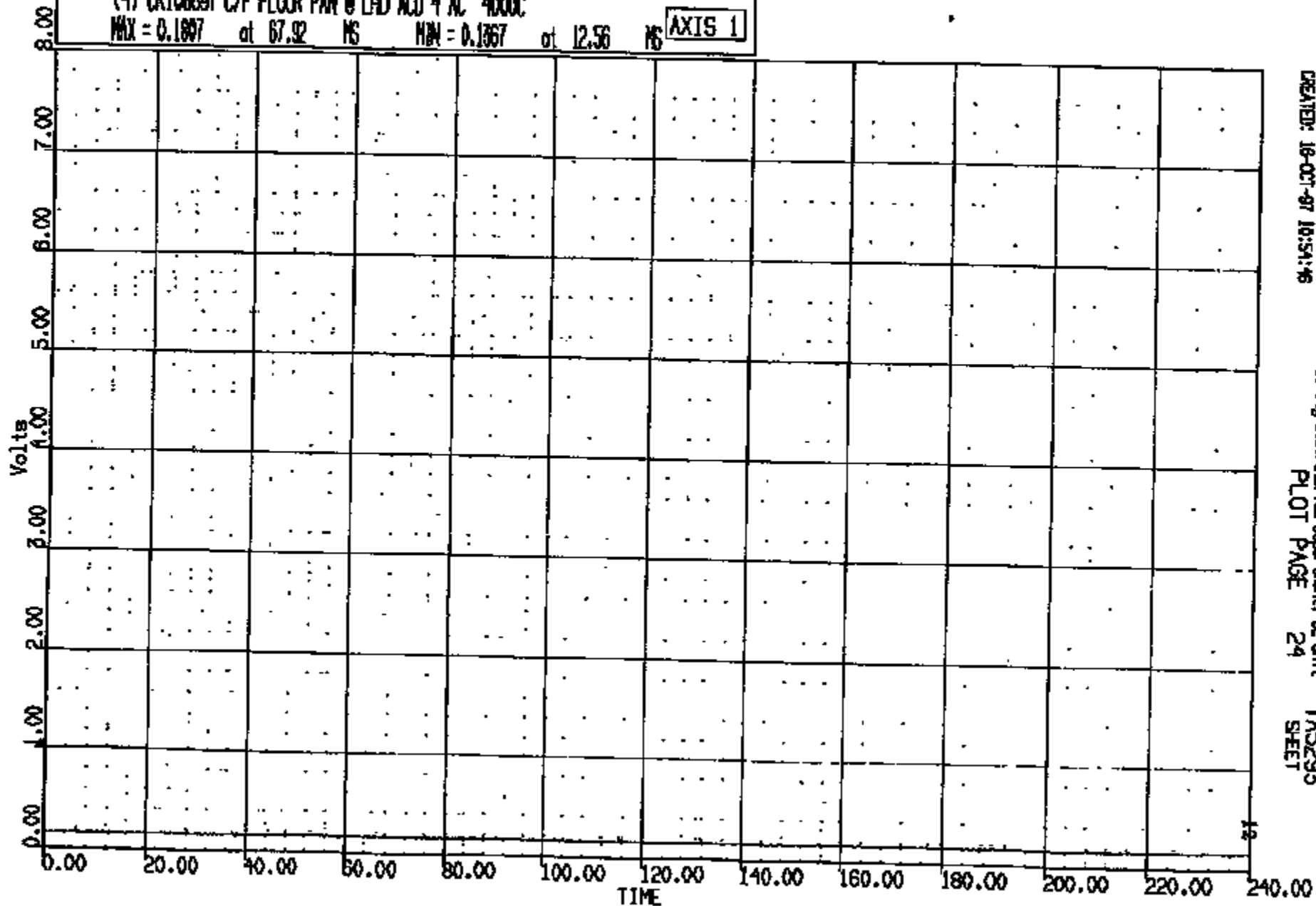
CRIS 0010869

CR R: 10869 TO: TMS295 DATE: 971018 10:27:27
199X DN-101 UNKNOWN

(4) CR10869T C/F FLOOR PAN @ LHD ACD 4 AC 4000C

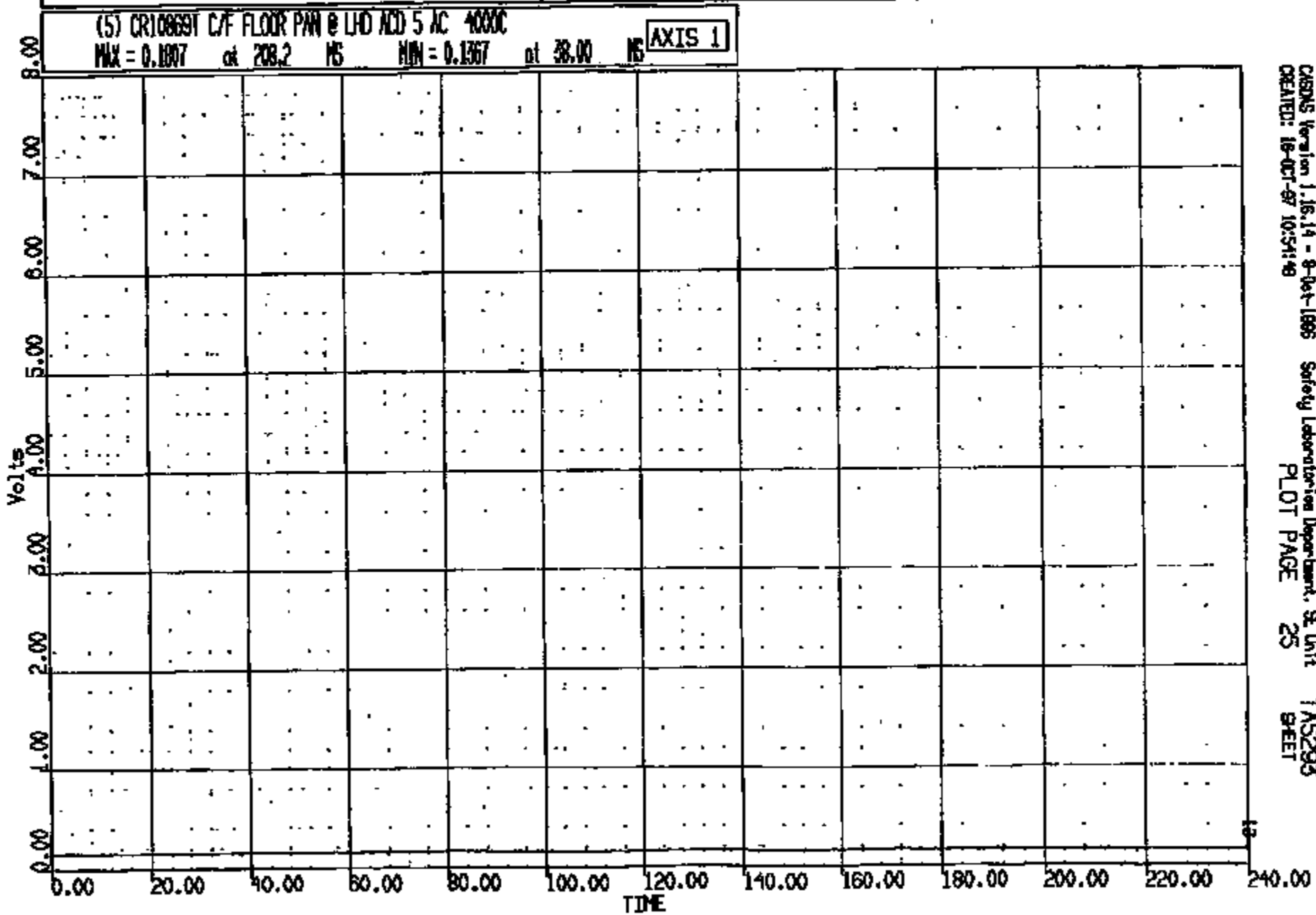
MAX = 0.1807 at 67.92 MS MIN = 0.1367 at 12.56 MS

AXIS 1



CRIS 0010869

CR R: 10889 TO: TAS293 DATE: 971016 10:27:57
189X DN-101 UNKNOWN



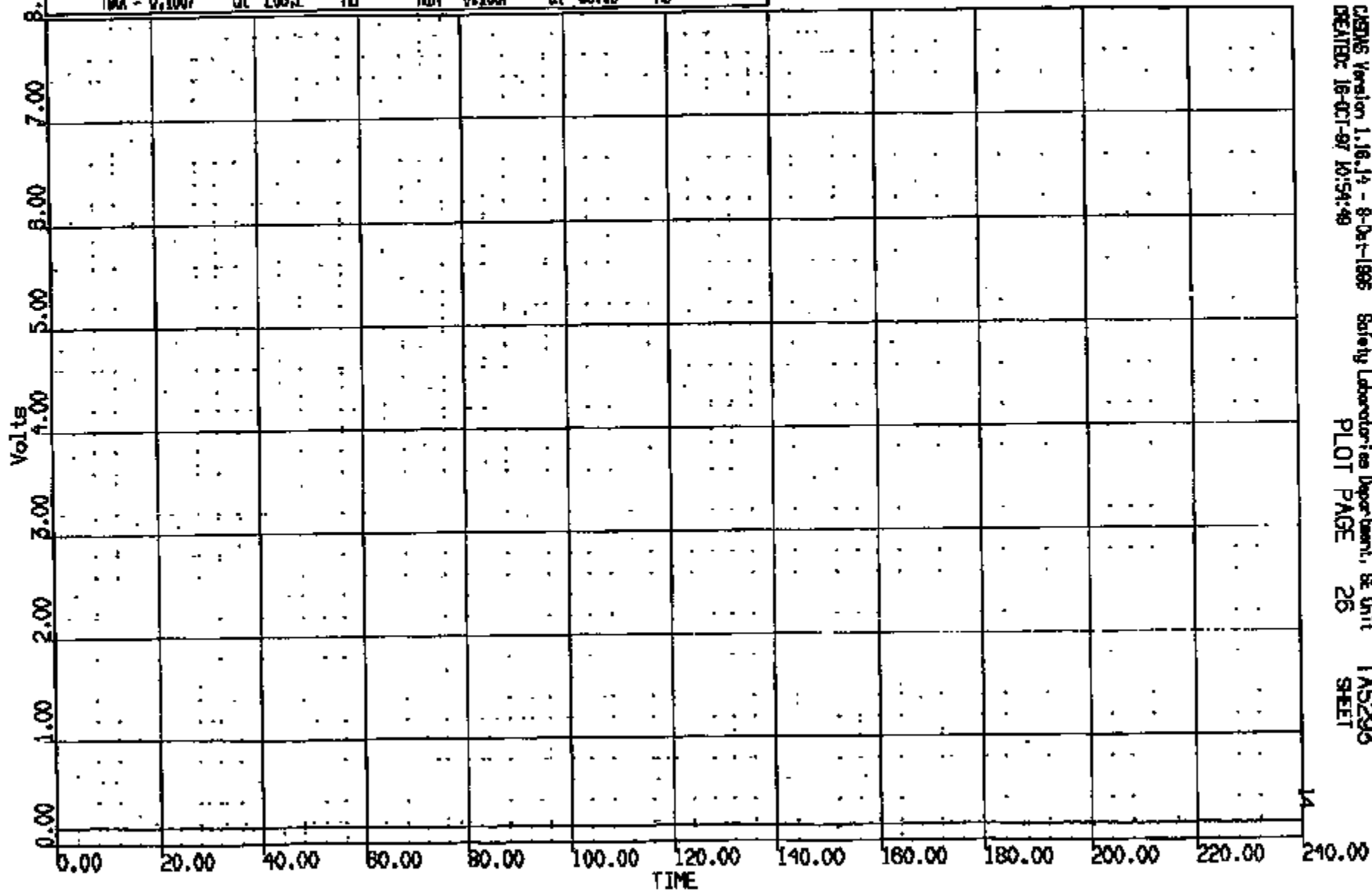
CRTS 0010869

CR R: 10869 TO: TA5293 DATE: 971018 10:27:37
199X DN-101 UNKNOWN

(6) CR10869T C/F FLOOR PAN @ LHD ACD 6 AC 4000C

MAX = 0.1807 at 208.2 MS MIN = 0.1367 at 38.00 MS

AXIS 1



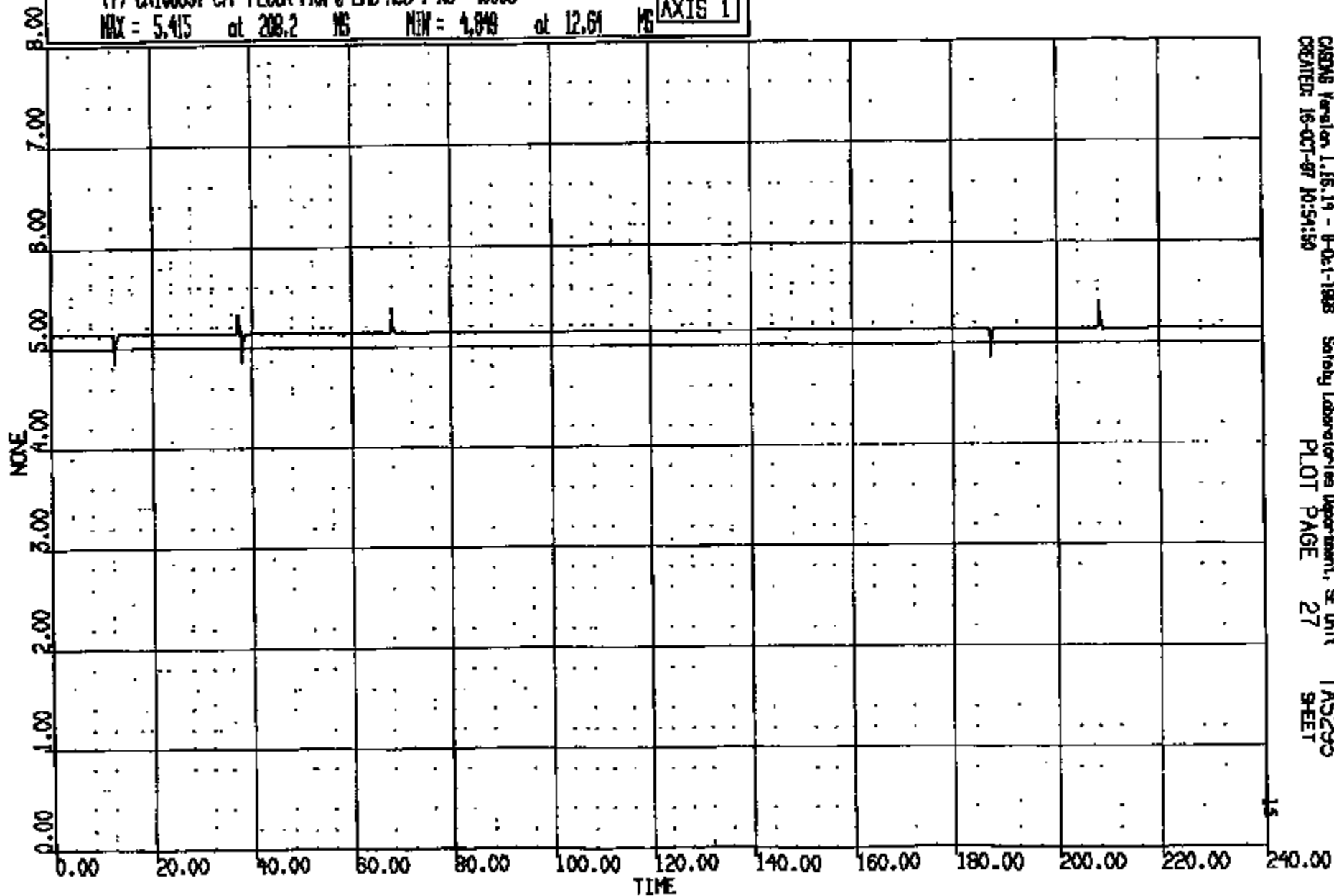
CR10869T

CR R: 10889 TO: T45293 DATE: 971018 10:27:37
199X DN-101 UNKNOWN

(7) CR10869T C/F FLOOR PAN @ LHD ACD 7 AC 4000C

MAX = 5.415 at 208.2 MS MIN = 4.849 at 12.61 MS

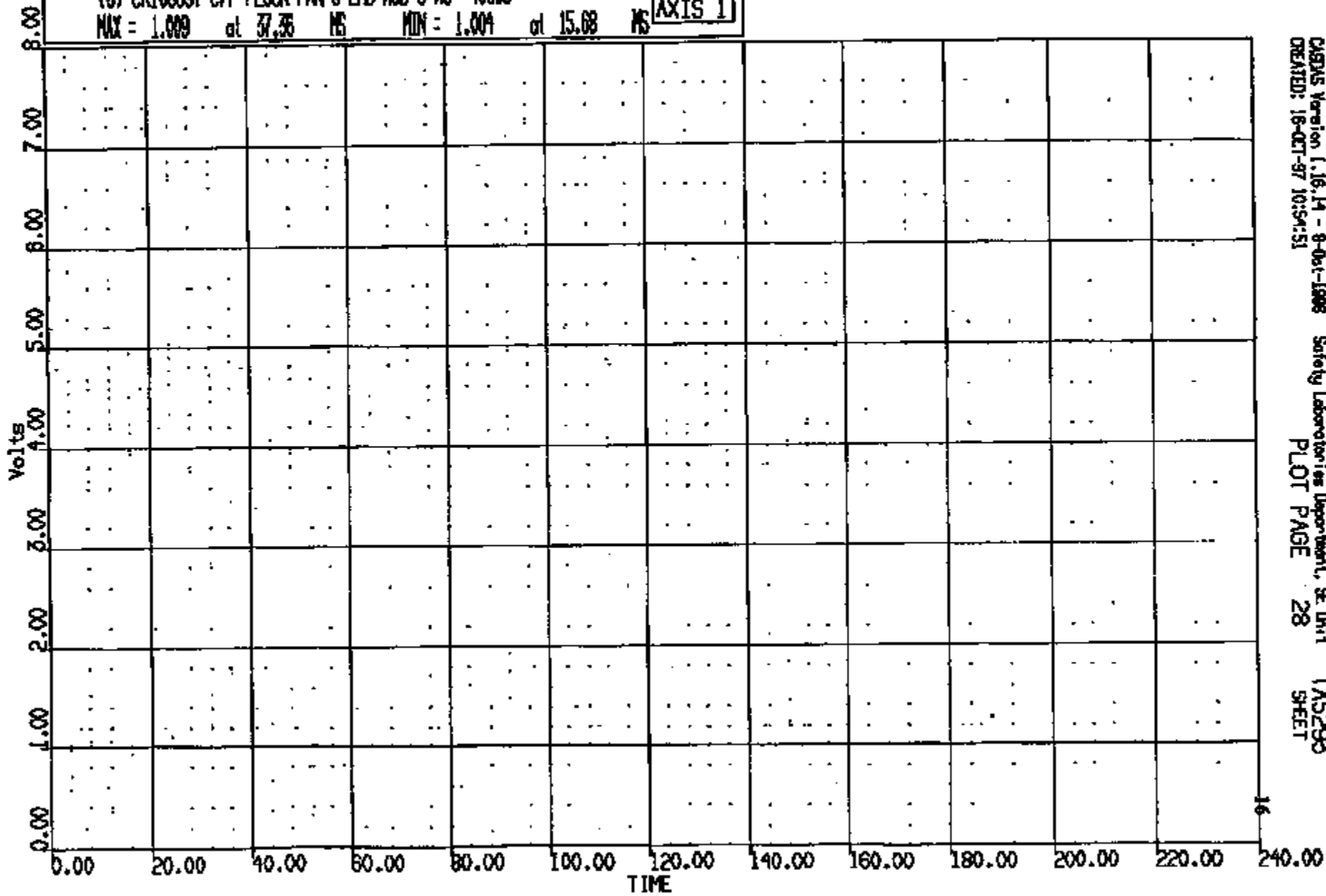
AXIS 1



CRTS 0010869

CR R: 10869 TO: TAs298 DATE: 871018 10:27:37
189X DN-101 UNKNOWN

(8) CR10869T C/F FLOOR PAN @ LHD ACC @ AC 4000C
MAX = 1.009 at 37.36 MS MIN = 1.004 at 15.08 MS **AXIS 1**




CR10869

CR R: 10880 TO: TAS293 DATE: 871018 10:27:57
199X DN-101 UNKNOWN

(9) CR10869T C/F FLOOR PAN @ RND ACD 1 AC 400XC
MAX = 0.1904 at 200.2 MS MIN = 0.1357 at 124.8 MS

AXIS 1




CR1S 0010869

CR R: 10869 TO: TAS293 DATE: 971018 10:27:37
199X DN-101 UNKNOWN

(10) CR10869T C/F FLOOR PAN @ RHD ACD 2 AC 4000C

MAX = 0.1953 at 208.2 MS MIN = 0.1514 at 12.48 MS

AXIS 1



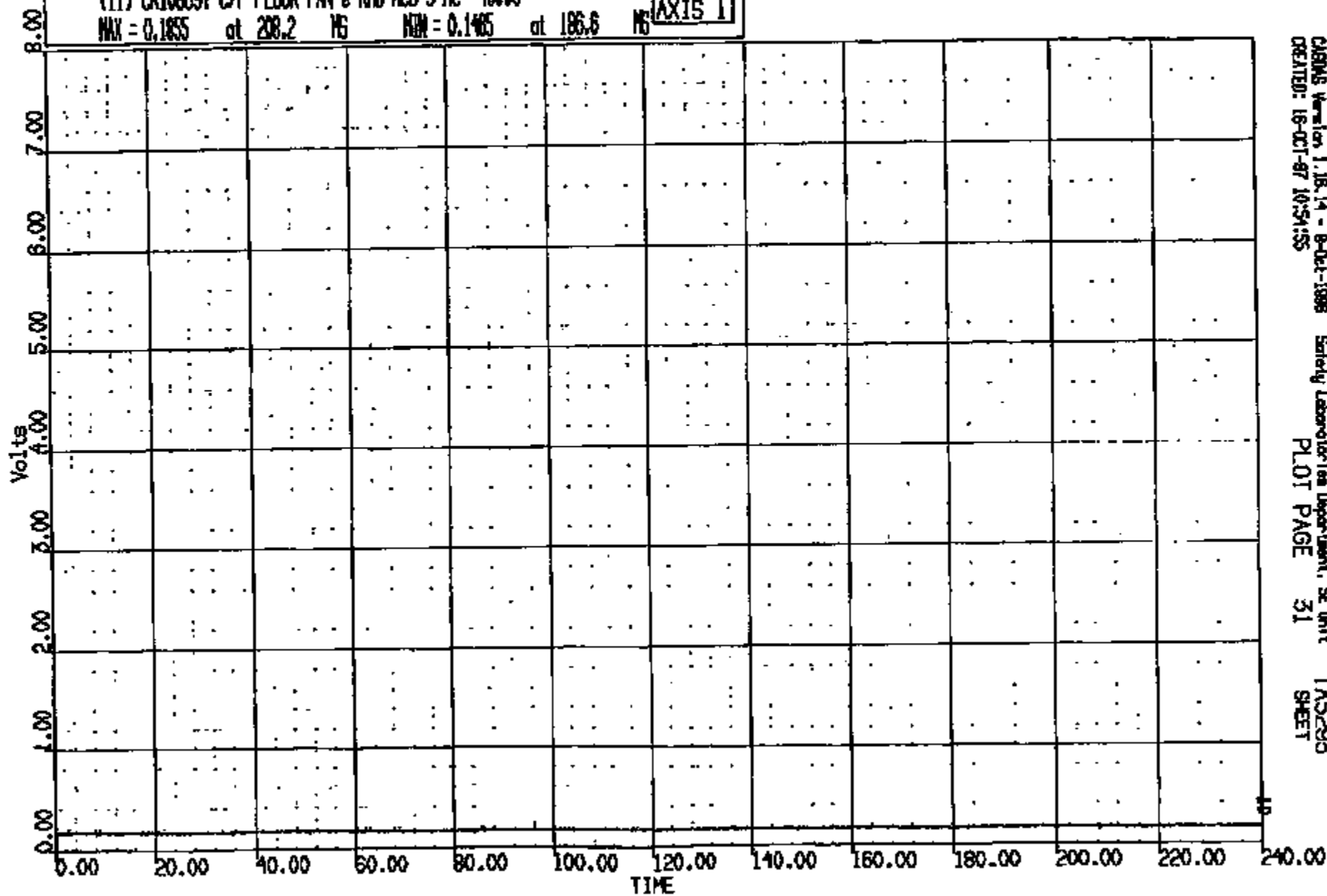
CR10869

CR #: 10869 TO: TAs293 DATE: 971018 10:27:37
100X DN-101 UNKNOWN

(11) CR10869T C/F FLOOR PAN @ RHD ACD 3 AC 4000C

MAX = 0.1855 at 208.2 MS MIN = 0.1485 at 196.6 MS

AXIS 1



CRIS 0010869

CASING Version 1.16.14 - 9-Oct-1998
CREATED: 18-OCT-97 10:54:55

Safety Laboratories Department, SE Unit
PLOT PAGE 31

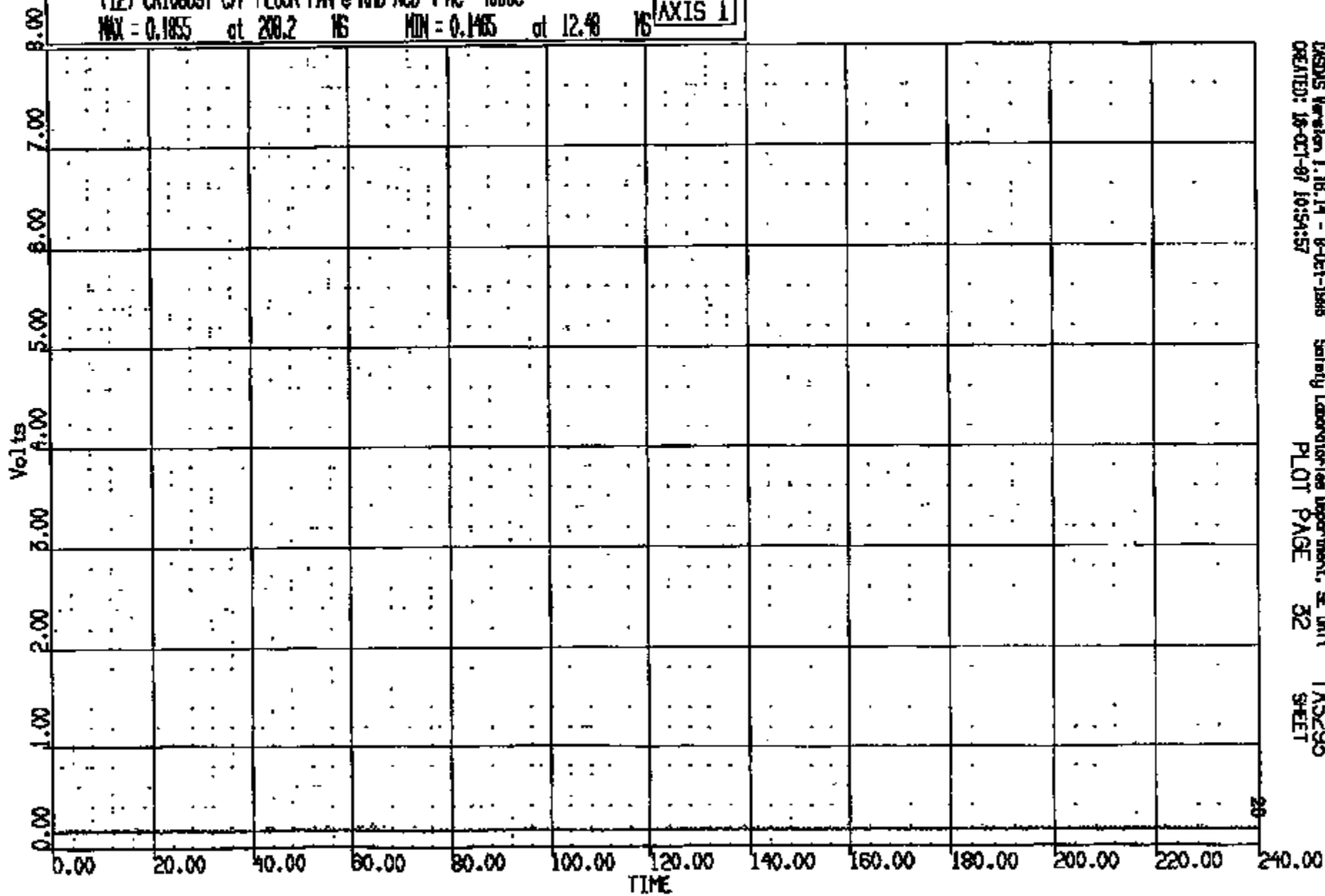
TAs293
SHEET

CR R: 10889 TO: TA5295 DATE: 971016 10:27:57
199X DN-101 UNKNOWN

(12) CR10889T C/F FLOOR PAN @ RHD ACD 4 AC 4000C

MAX = 0.1855 at 208.2 NS MIN = 0.1465 at 12.48 NS

AXIS 1



CRTS 0010869

CRSUS Version 1.16.14 - 8-Oct-1988
CREATED: 18-OCT-97 10:54:57

Safety Laboratories Department, SE Unit
PLOT PAGE 32

TA5295
SHEET

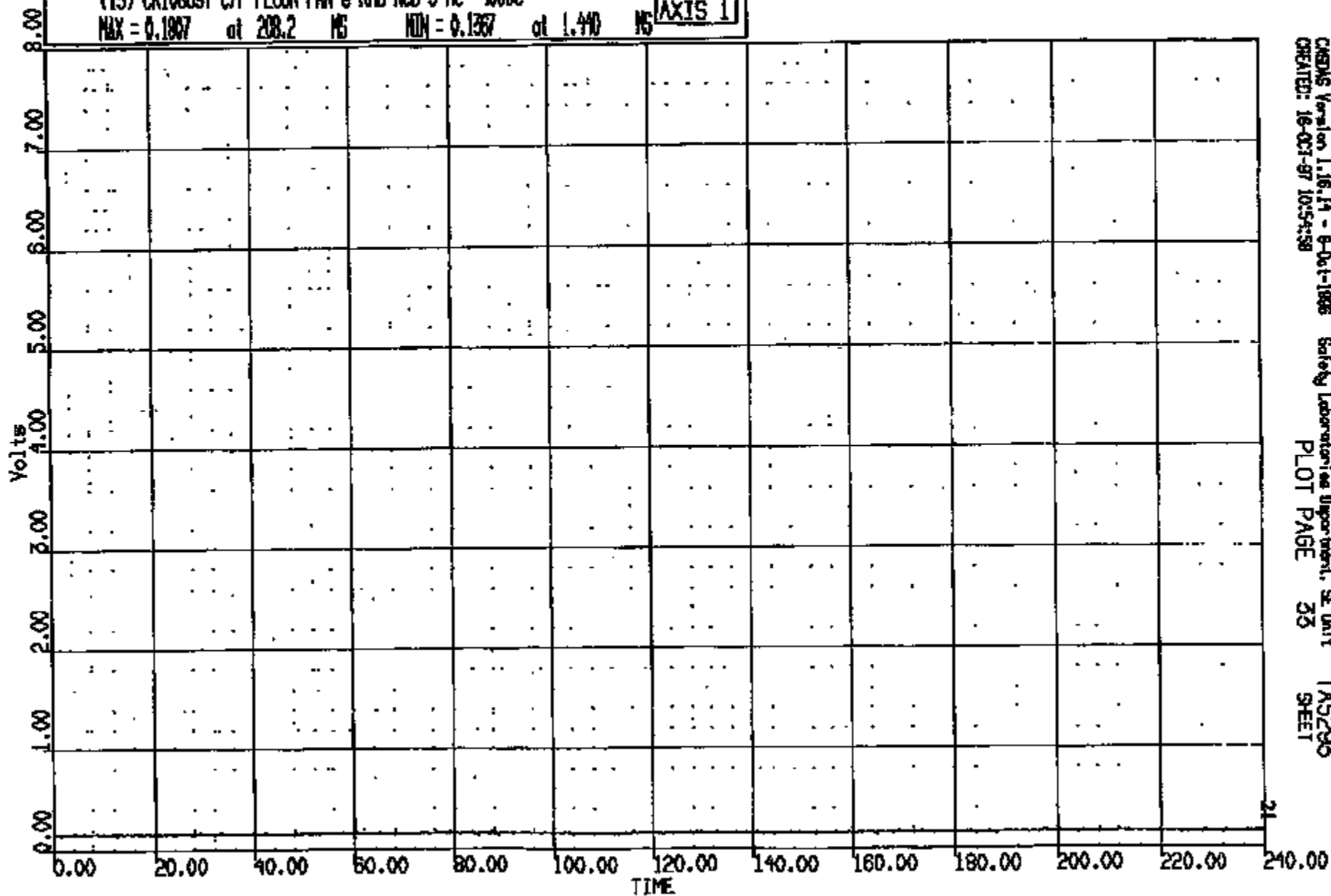
28

CR R: 10880 TD: TA5293 DATE: 971016 10:27:37
189X DN-101 UNKNOWN

(13) CR10869T C/F FLOOR PAN @ RHD ACD 5 AC 400XC

MAX = 0.1807 at 208.2 MS MIN = 0.1367 at 1.440 MS

AXIS 1

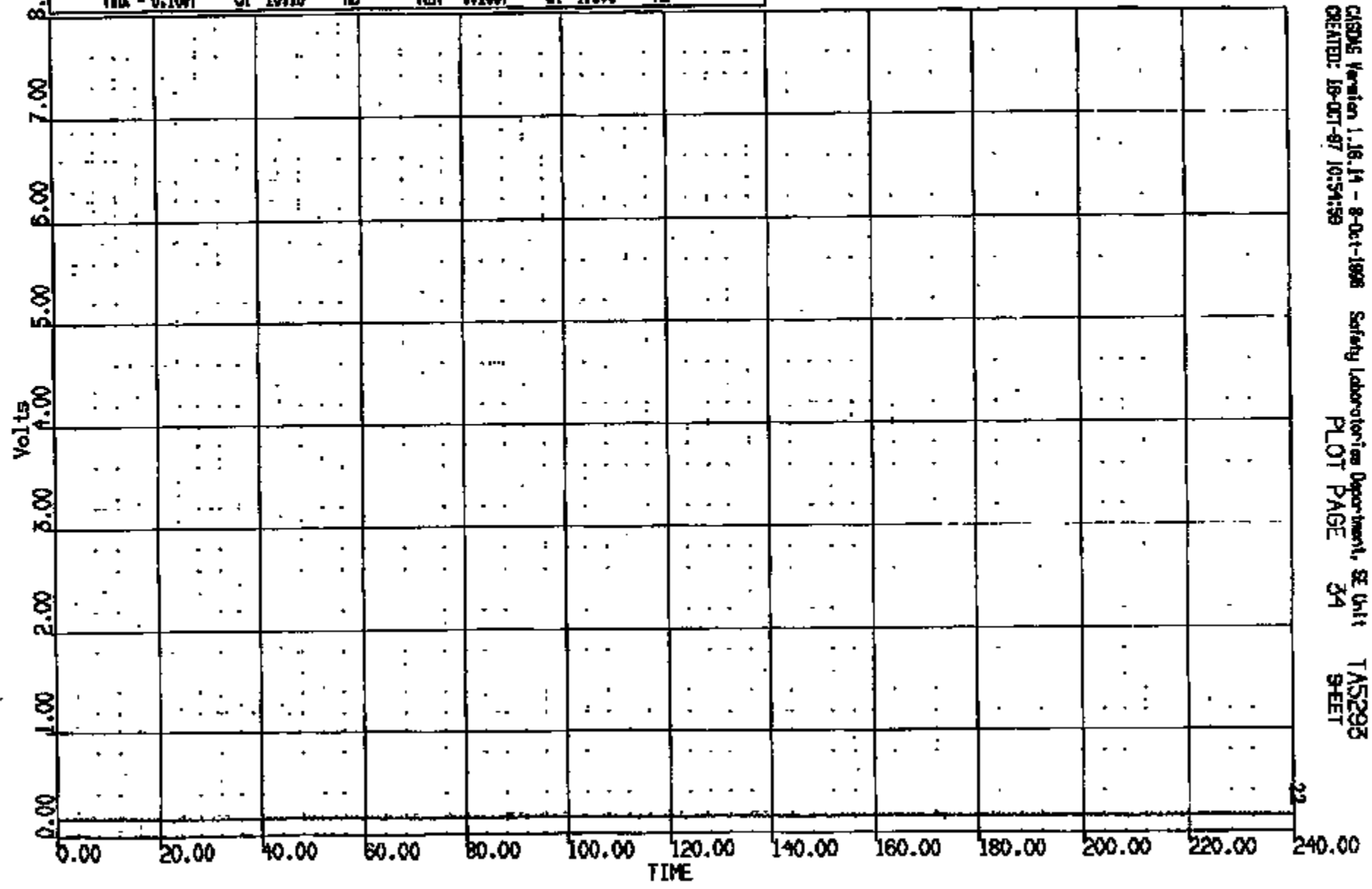


CRTS 0010869

CR R: 10869 TO: TAS293 DATE: 971016 10:27:57
199X DN-101 UNKNOWN

(14) CR10869T C/F FLOOR PAN @ RFD ACD 6 AC 4000C
MAX = 0.1967 at 10.16 NS MIN = 0.1357 at 173.5 NS

AXIS 1



CASME Version 1.16.14 - 8-Oct-1998 Safety Laboratories Department, SE Unit TAS293
CREATED: 16-OCT-97 10:54:59 PLOT PAGE 34 9-LET

22

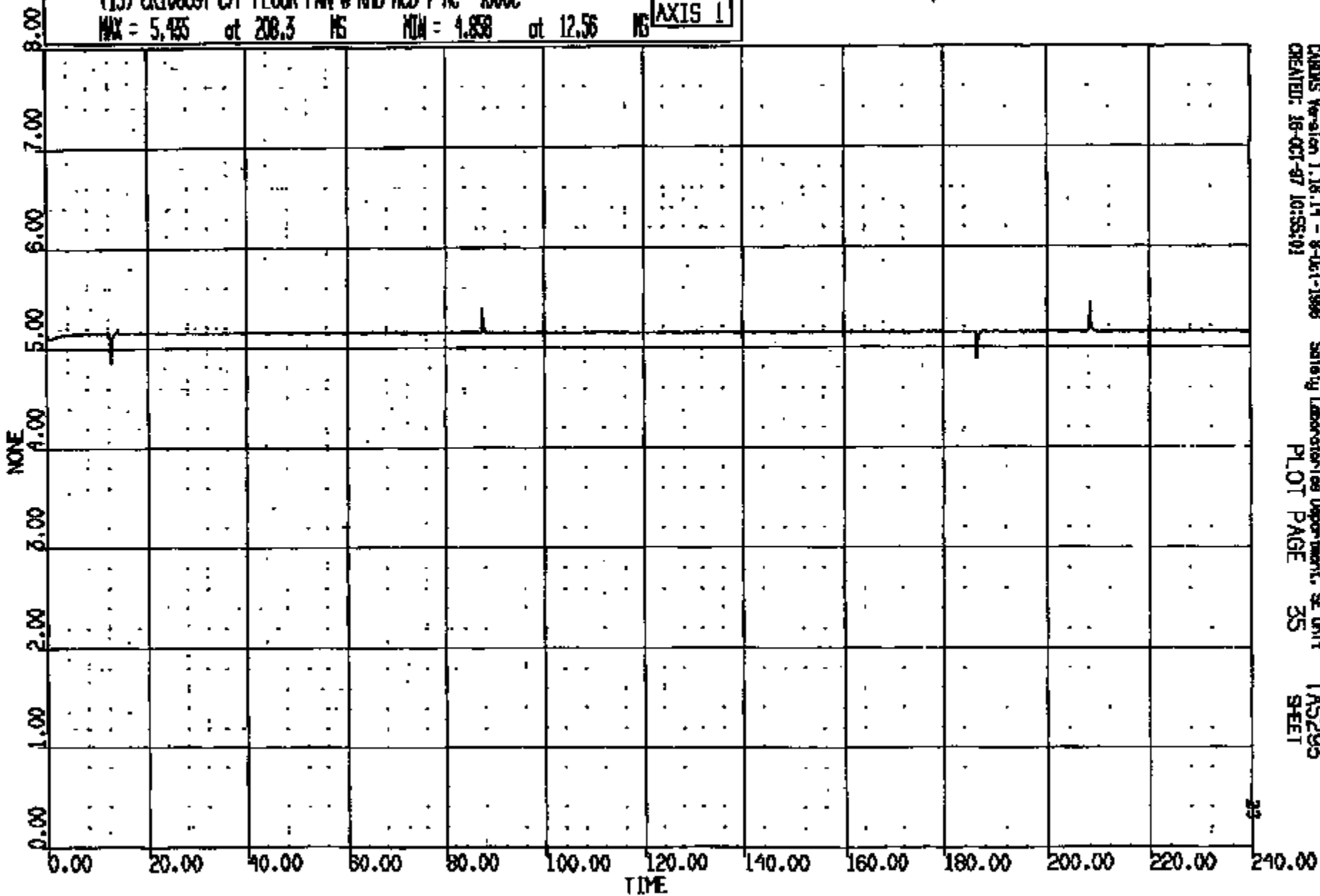
CRTS 0010869

CR R: 10869 TD: T45293 DATE: 971018 10:27:37
100X DN-101 UNKNOWN

(15) CR108691 C/F FLOOR PAN @ RHD-ACD 7 AC 4000C

MAX = 5.435 at 208.3 NS MIN = 4.858 at 12.56 NS

AXIS 1



CRTS 0010869

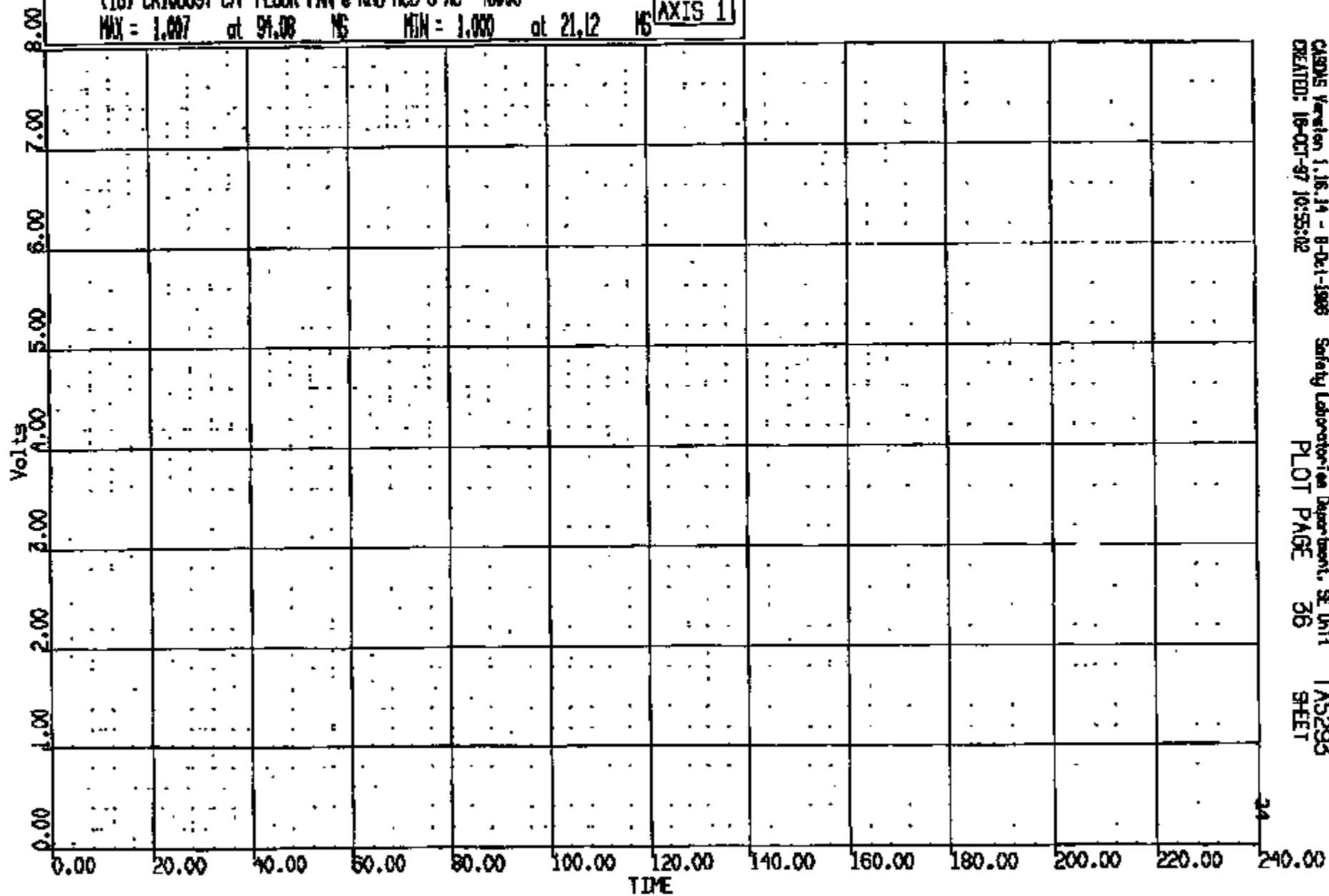
CADDS Version 1.18.14 - 8-06-1-1998
CREATED: 18-OCT-97 10:55:01

Safety Laboratories Department, SE Unit
PLOT PAGE 35

T45293
SHEET

CR R: 10888 TO: TA5293 DATE: 971016 10:27:57
199X DN-101 UNKNOWN

(16) CR10869T C/F FLOOR PAN @ 140 AC 8 AC 4000C
MAX = 1.007 at 91.08 NS MIN = 1.000 at 21.12 NS **AXIS 1**

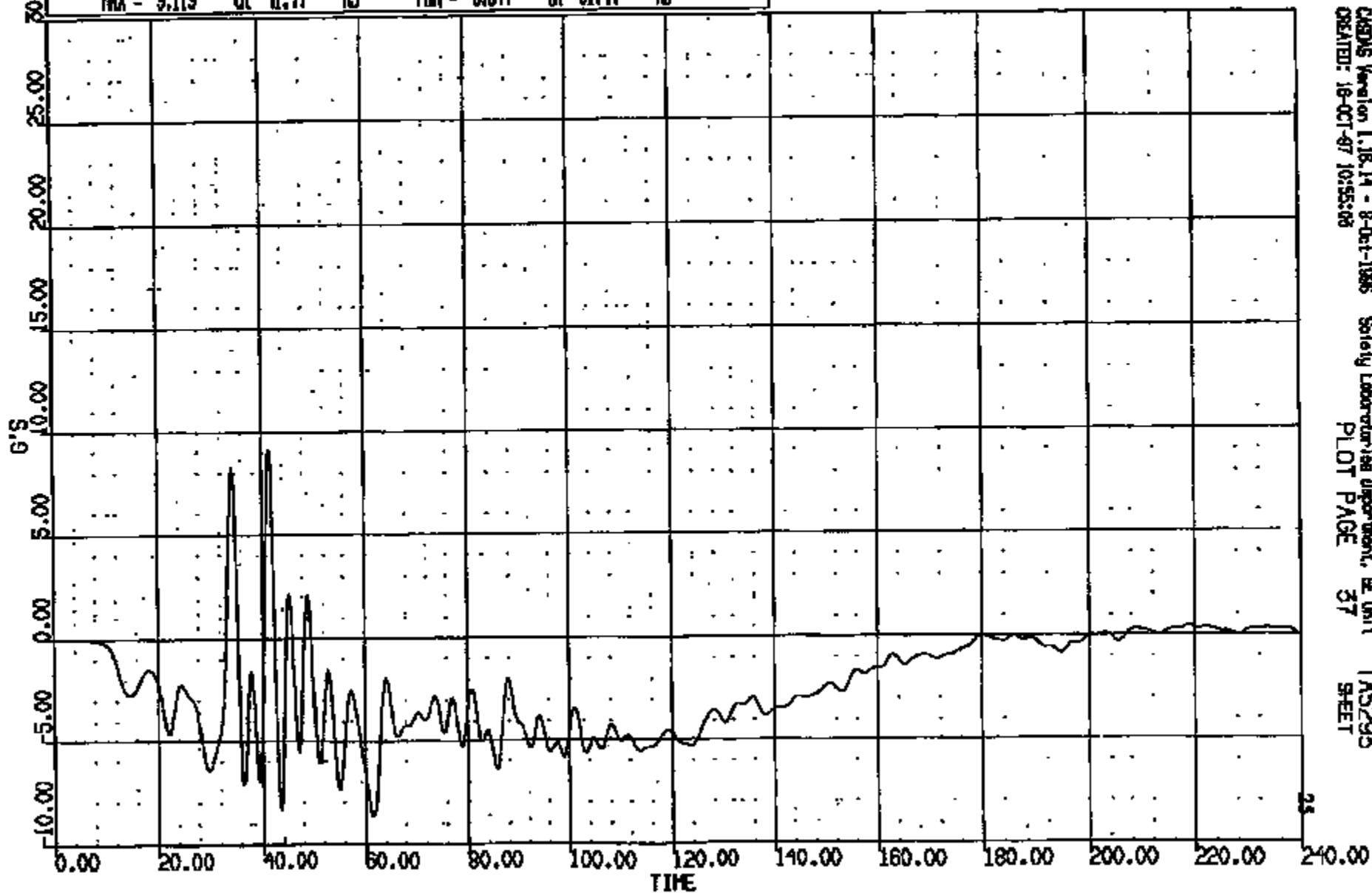


CR R: 10869 TO: TAS293 DATE: 971018 10:27:37
109X DN-101 UNKNOWN

(17) CR10869T C/F FLOOR PAN @ LHO ACD LONG 60C

MAX = 9.119 at 41.44 NS MIN = -8.641 at 61.44 NS

AXIS 1



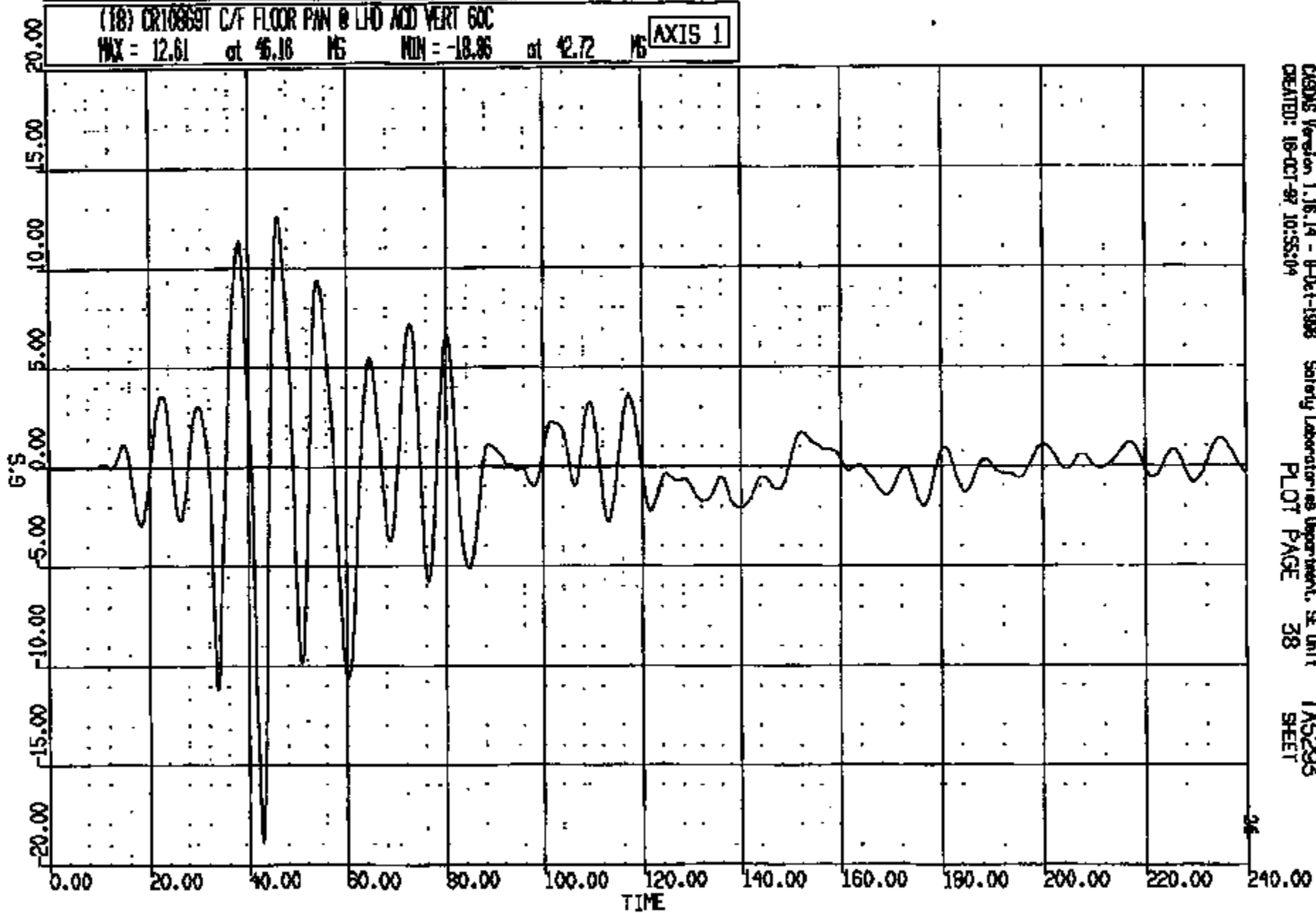
CRSNG Version 1.15.14 - 8-Oct-1986
CREATED: 18-OCT-97 10:55:08

Safety Laboratory Department, SE Unit
PLOT PAGE 37

TAS293
SHEET

CRTS 0010869

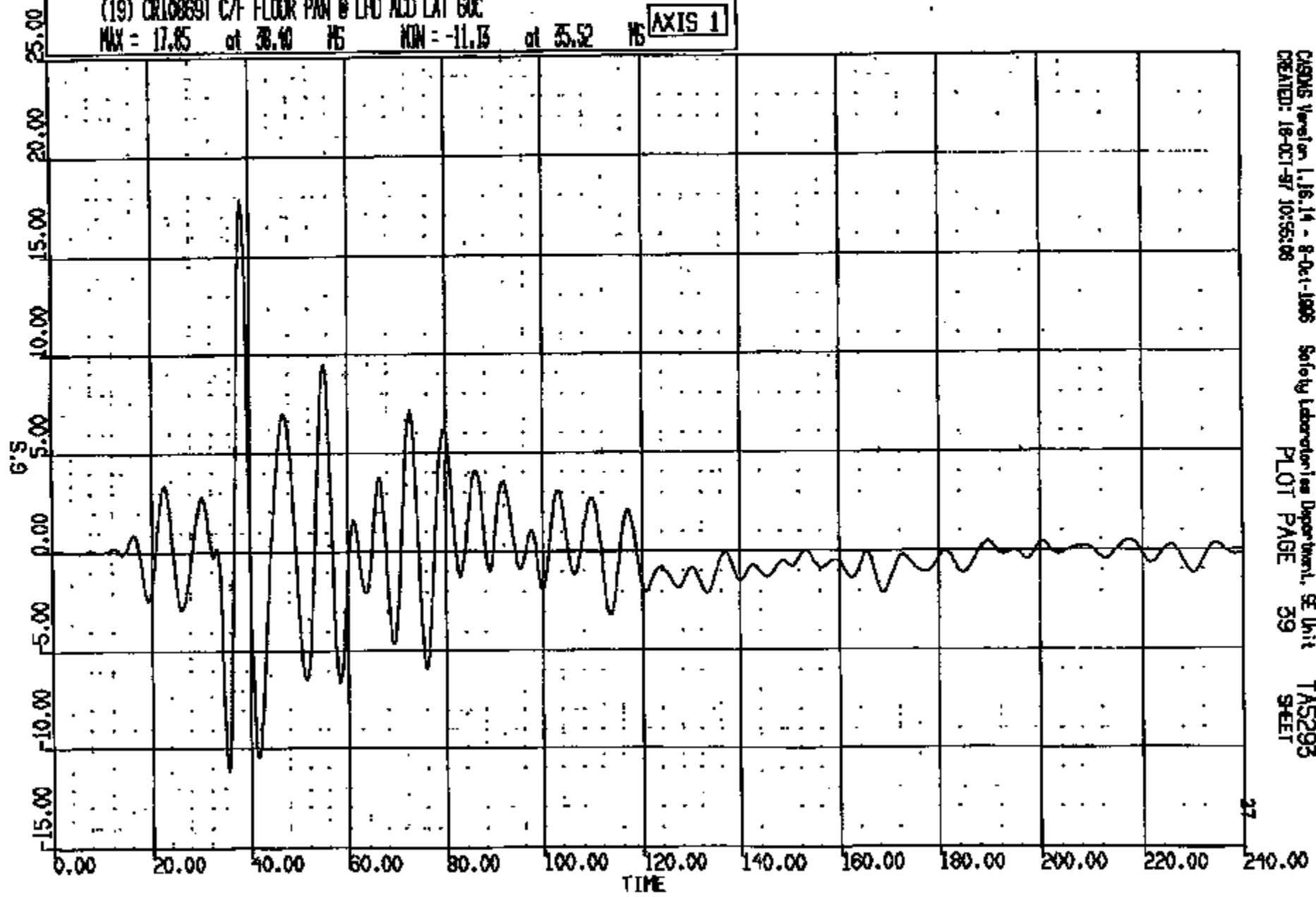
CR R: 10869 TO: T45293 DATE: 971018 10:27:57
199X ON-101 UNKNOWN



CRTS 0010869

DR #: 10869 TO: TAS293 DATE: 971018 10:27:57
199X DN-101 UNKNOWN

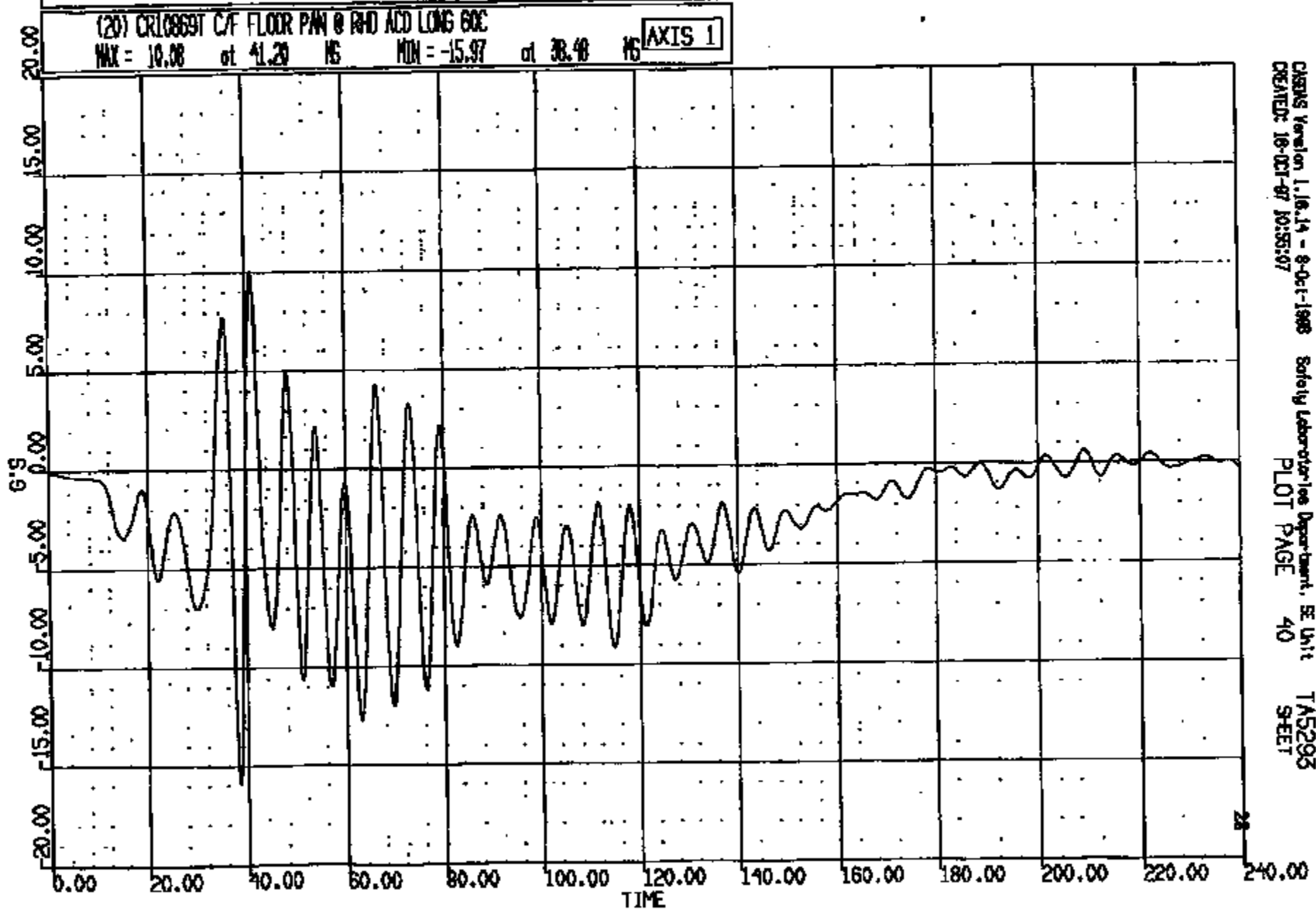
(19) CR10869T C/F FLOOR PAN @ LHO ACD LAT 60C
MAX = 17.85 at 38.40 MS MIN = -11.15 at 35.52 MS **AXIS 1**



CASMS Version 1.16.14 - 8-Oct-1998 Safety Laboratories Department, SE Unit TAS293
CREATED: 18-Oct-97 10:55:08 PLOT PAGE 39 SHEET

CRIS 0010869

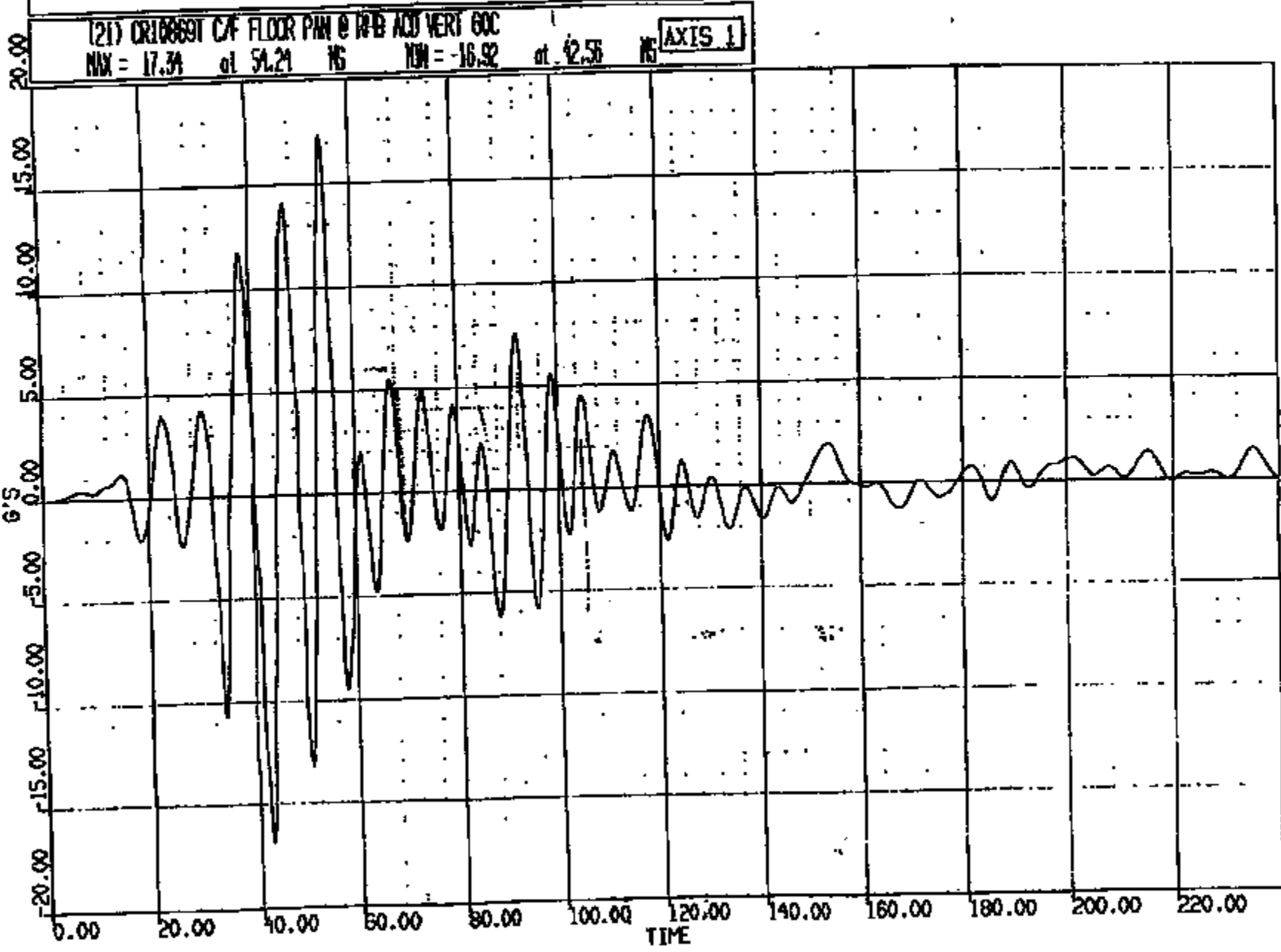
CR R: 10869 TO: T46293 DATE: 871018 10:27:37
199X DN-101 UNKNOWN



CRTS 0010869

CRSIS Version 1.16.14 - 8-Oct-1988 Safety Laboratories Department, SE Unit T45293
CREATED: 18-OCT-87 10:55:07 PLOT PAGE 40 SHEET

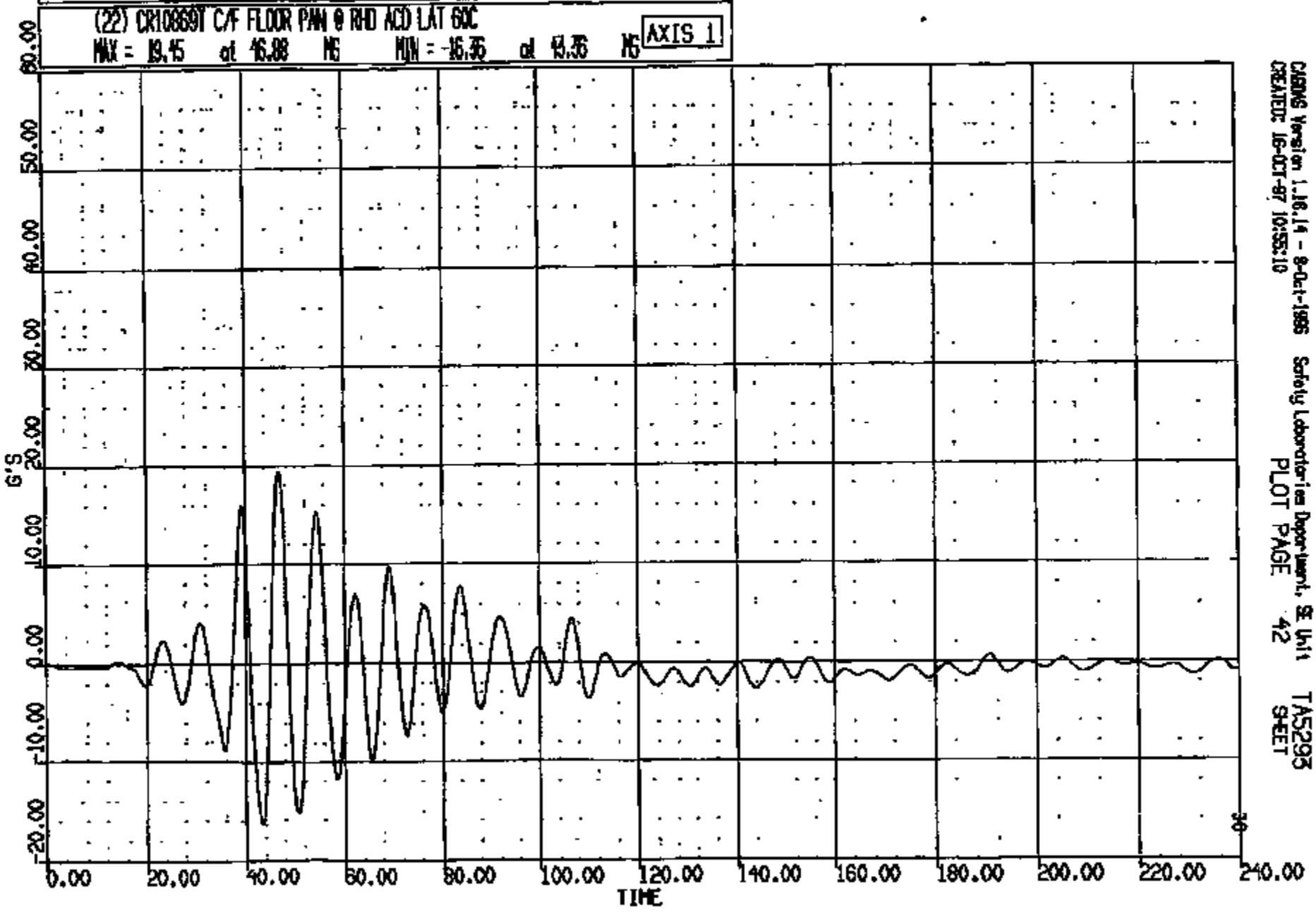
CR R: 10869 TO: TAB298 DATE: 871016, 10:27:57
199X DN-101 UNKNOWN



CISNS Version 1.16.14 - 8-Jul-1998 Safety Laboratories Department, SE Unit 1
CREATED: 16-OCT-97 10:55:08 PLOT PAGE 41 TMS293
SHEET

CRIS 0010869

CR R: 10889 TO: TAS295 DATE: 971018 10:27:57
198X DN-101 UNKNOWN

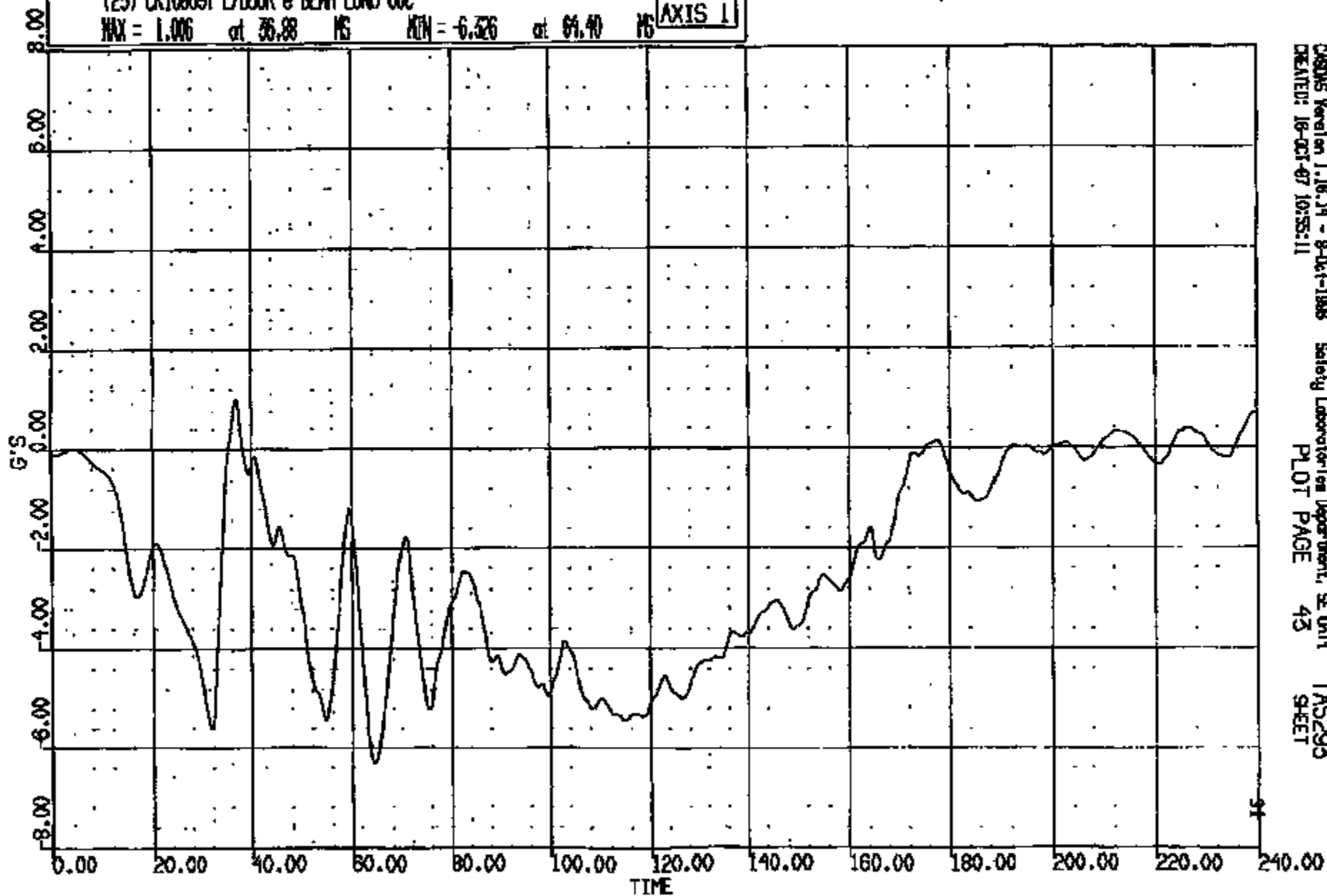


CRSNG Version 1.16.14 - 8-Oct-1995 Safety Laboratories Department, SE Unit TAS295
CREATED: 16-OCT-97 10:55:10 PLOT PAGE 42 SHEET

CRIS 0010869

CR 2: 10869 TO: TAS295 DATE: 871018 10:27:37
199X DN-101 UNKNOWN

(23) CR10869T L/DOOR @ BEAM LONG 60C
MAX = 1.006 at 36.88 MS MIN = -6.326 at 61.40 MS **AXIS 1**

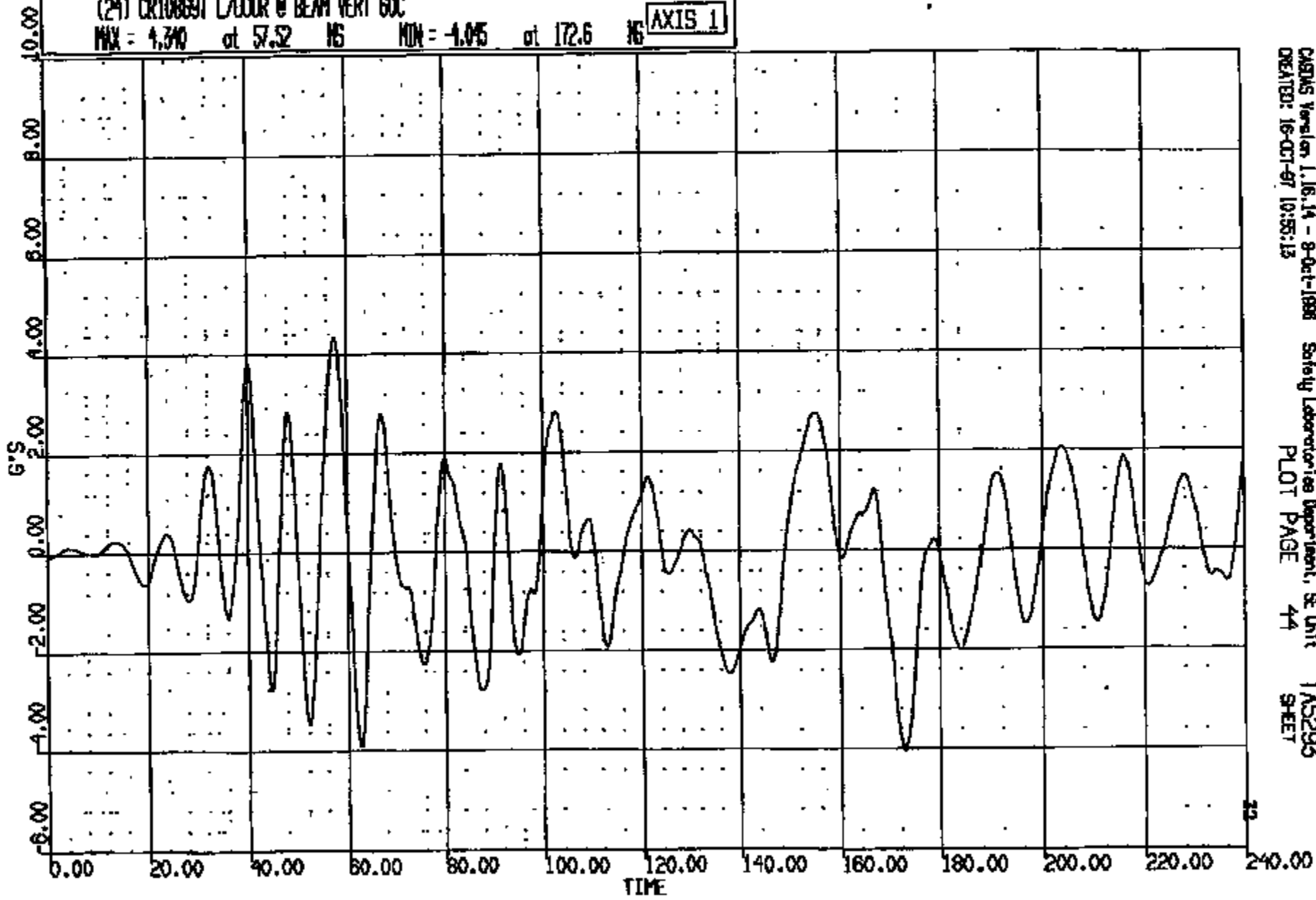


CADMS Version 1.16.14 - 9-Oct-1988 Safety Laboratory Department, SE Unit
CREATED: 18-OCT-87 10:55:11 PLOT PAGE 43 TAS295
SHEET

CRTS 0010869

CR R: 10000 TO: TAs295 DATE: 871018 10:27:37
100X DN-101 UNKNOWN

(24) CR10869T L/DOOR @ BEAM VERT 60C
MAX = 4.340 at 57.52 MS MIN = -4.045 at 172.6 MS **AXIS 1**



CR10869T

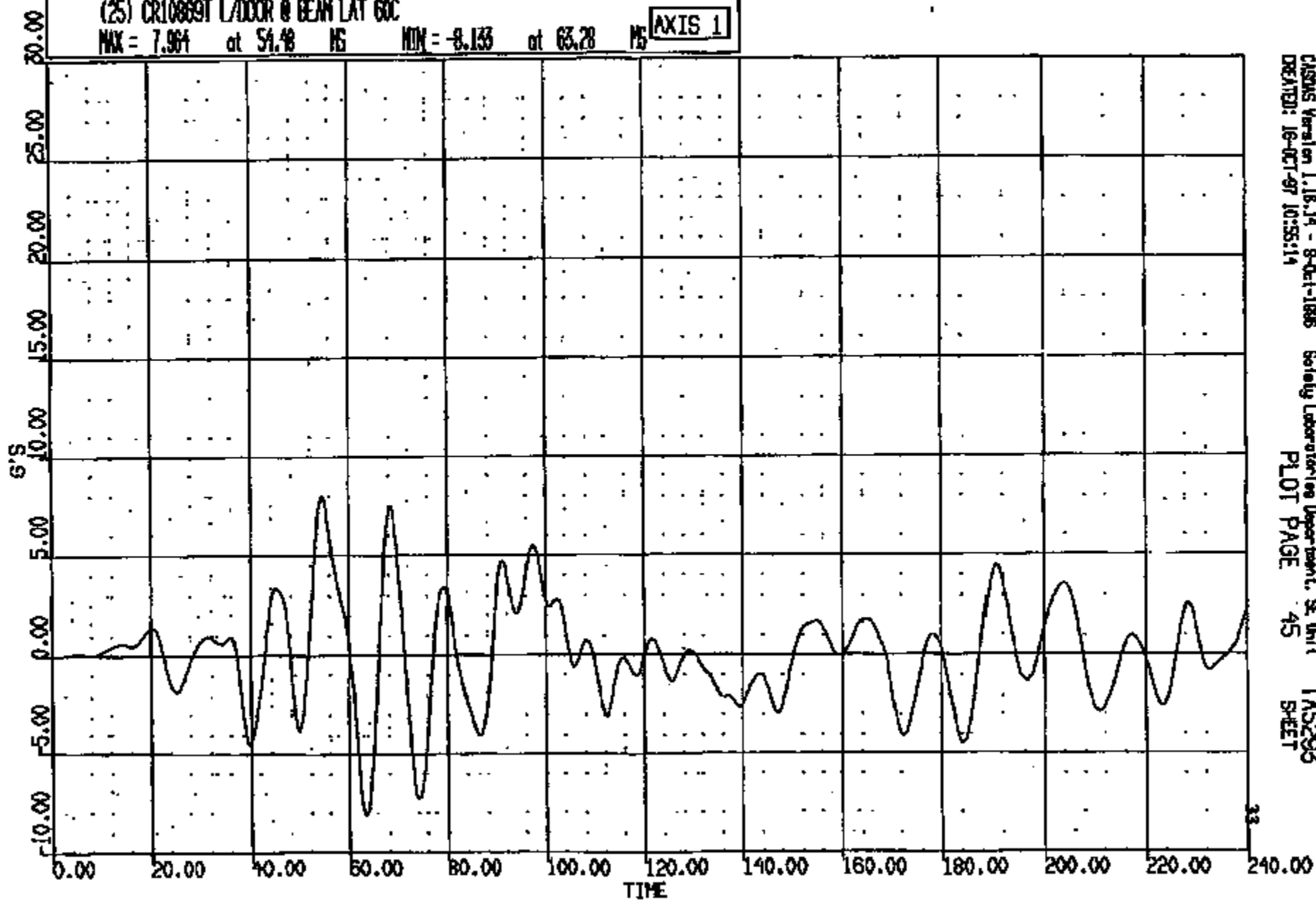
CASMS Version 1.16.14 - 8-Oct-1988 Safety Laboratories Department, SE Unit TAs295
CREATED: 16-OCT-87 10:55:13 PLOT PAGE 44 SHEET

CR R: 10869 TO: TAS293 DATE: 971018 10:27:37
189X ON-101 UNKNOWN

(25) CR10869T L/DOR @ BEAM LAT 60C

MAX = 7.964 at 54.48 MS MIN = -8.133 at 63.28 MS

AXIS 1



COSMOS Version 1.16.14 - 8-Oct-1986 Safety Laboratories Department, SE Unit 1
CREATED: 16-OCT-97 10:55:14 TAS293
PLOT PAGE 45 SHEET

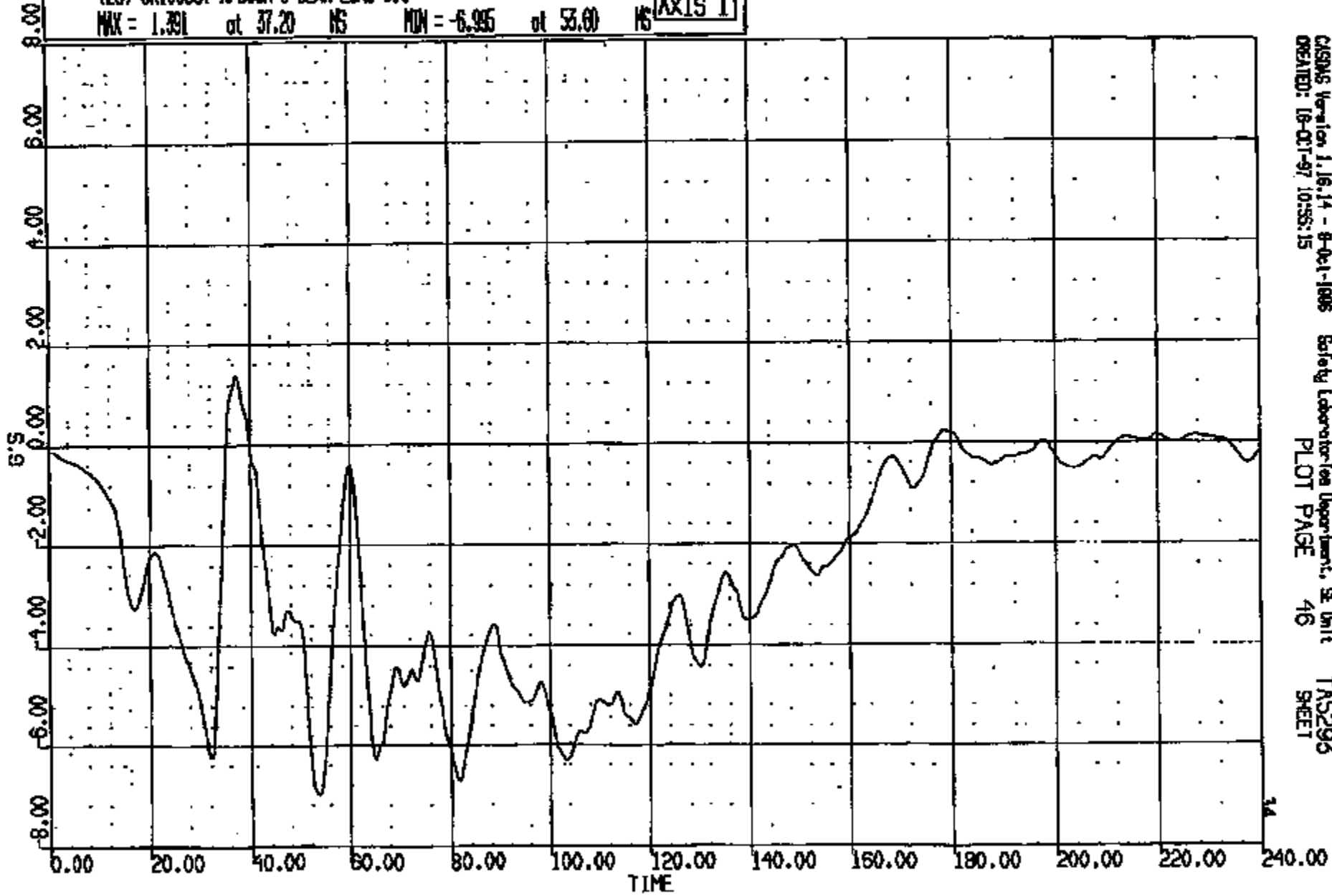
CRTS 0010869

CR R: 10869 TO: TAS295 DATE: 971018 10:27:37
100X DN-101 UNKNOWN

(26) CR10869I R/DOOR @ BEAM LONG 60C

MAX = 1.391 at 37.20 NS MIN = -6.985 at 53.00 NS

AXIS 1



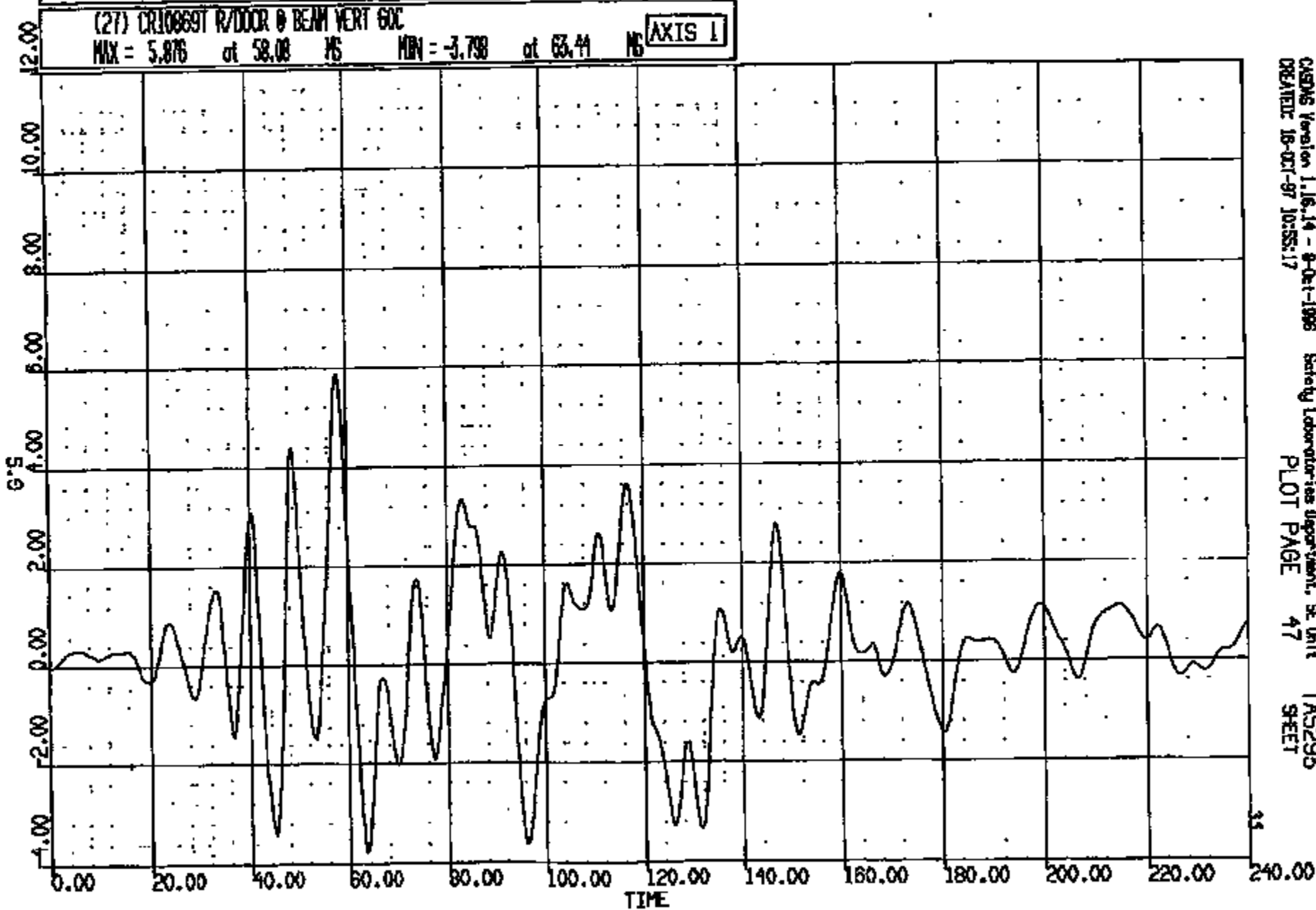
CISMS Version 1.16.14 - 8-01-1995
CREATED: 18-01-97 10:58:15

Berkeley Laboratories Department, SE Unit
PLOT PAGE 46

TAS295
SHEET

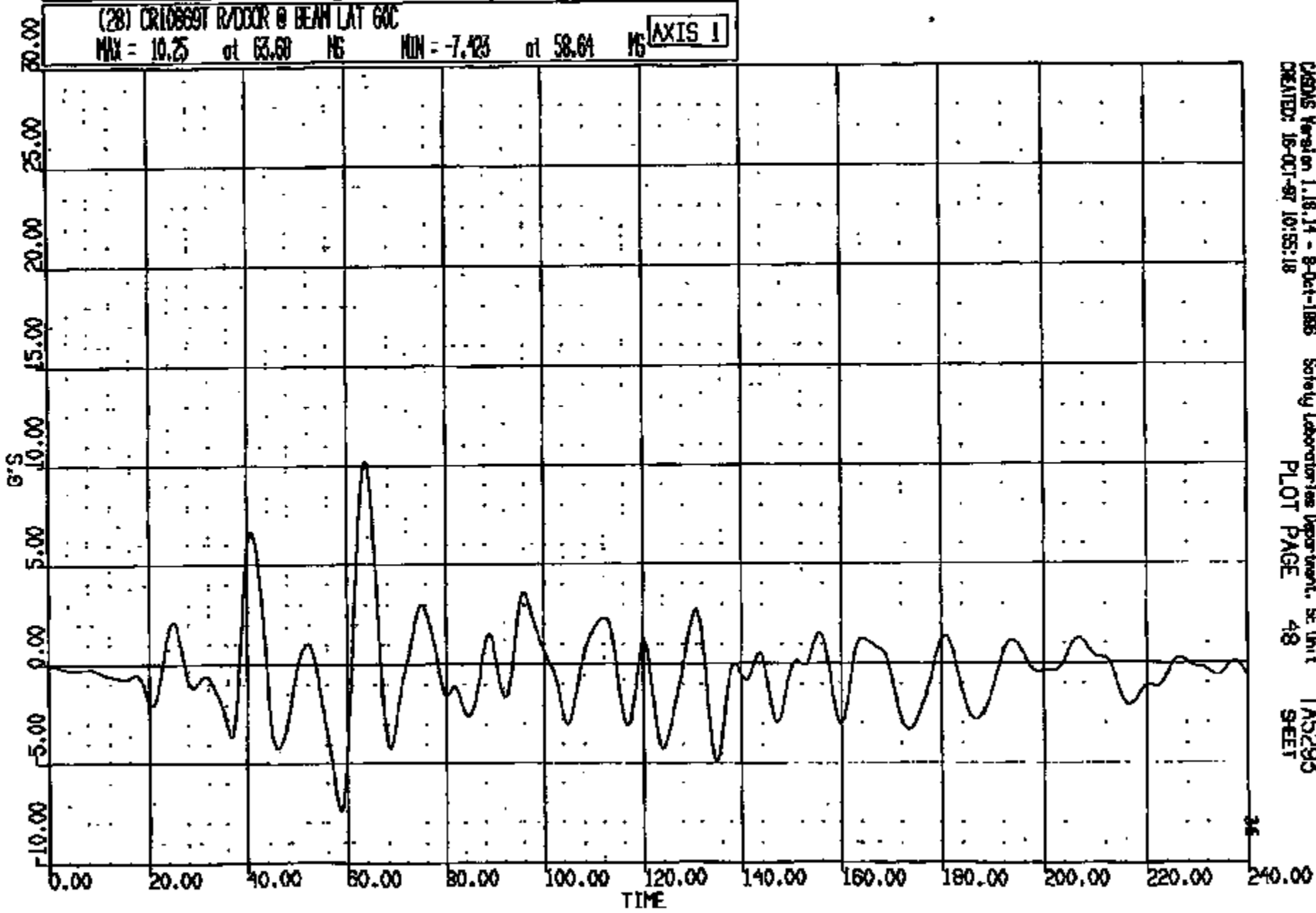
CRIS 0010869

DR R: 10869 TO: TAS293 DATE: 971018 10:27:57
100X DN-101 UNKNOWN



CR1S 0010869

CR 2: 10869 TO: TA5295 DATE: 971016 10:27:37
100X DN-101 UNKNOWN



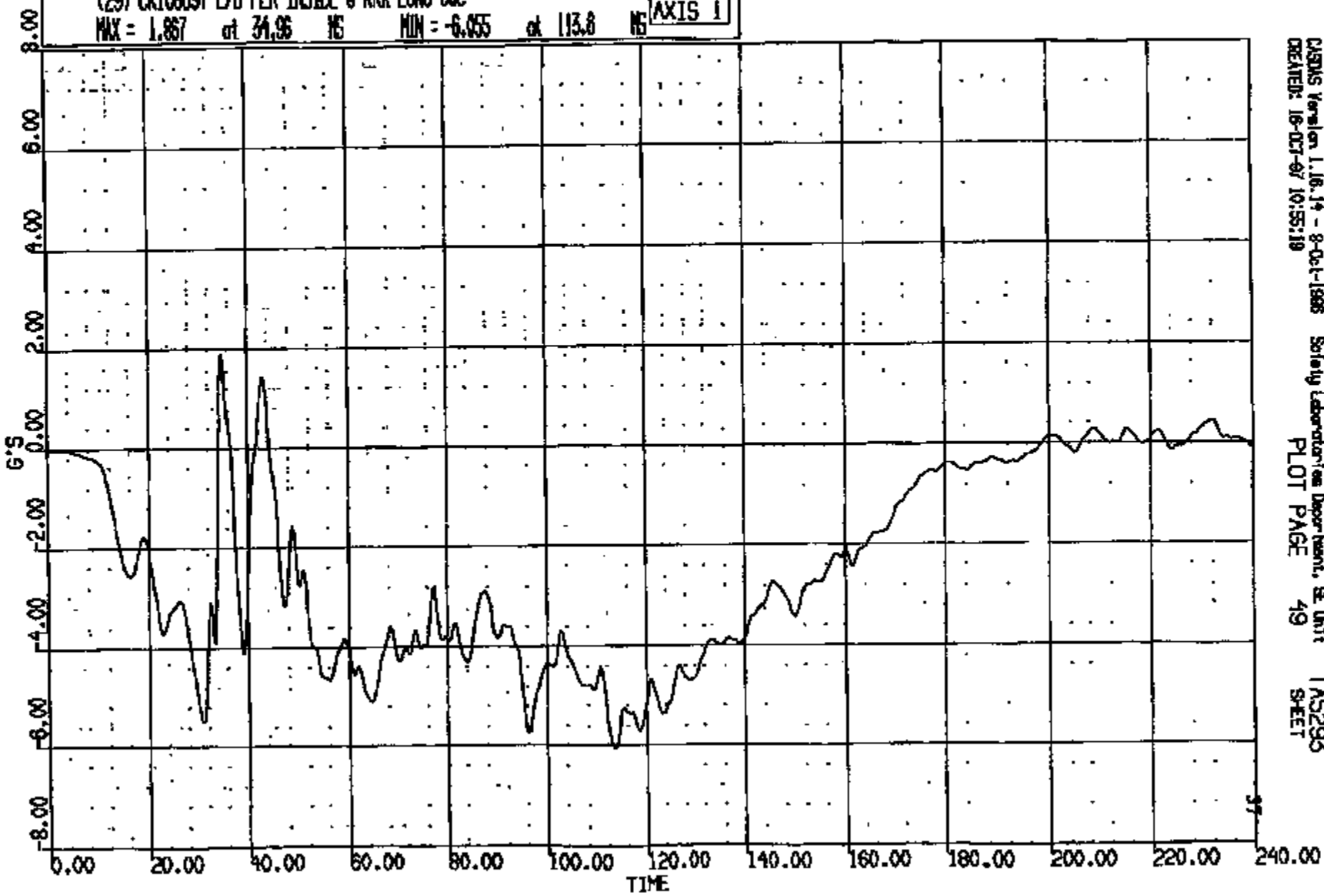
CASYS Version 1.18.14 - 8-Oct-1986 Safety Laboratories Department, SE Unit TA5295
CREATED: 16-OCT-97 10:55:18 PLOT PAGE 48 SHEET

CRTS 0010869

CR R: 10888 TO: TAS295 DATE: 971018 10:27:37
199X DN-101 UNKNOWN

(29) CR10888T L/B-PLR INSIDE @ RCR LONG SOC
MAX = 1.857 at 34.95 NS MIN = -6.055 at 113.8 NS

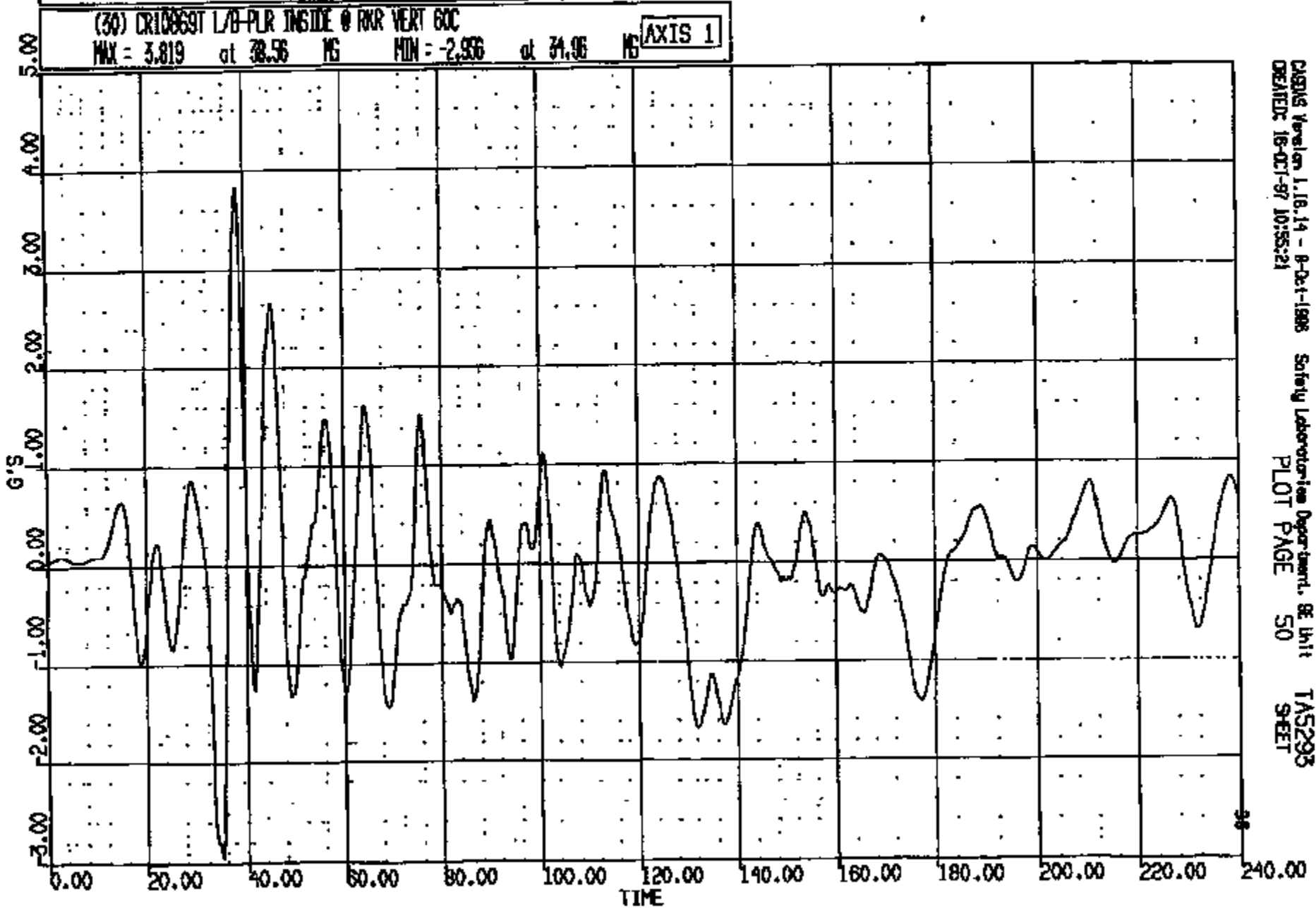
AXIS 1



CASYS Version 1.16.14 - 8-Oct-1998 Safety Laboratories Department, SE Unit TAS295
CREATED: 18-07-97 10:55:19 PLOT PAGE 49 SHEET

CRTS 0010869

CR R: 10869 TO: TAS293 DATE: 971015 10:27:57
199X DN-101 UNKNOWN



CRTS 0010869

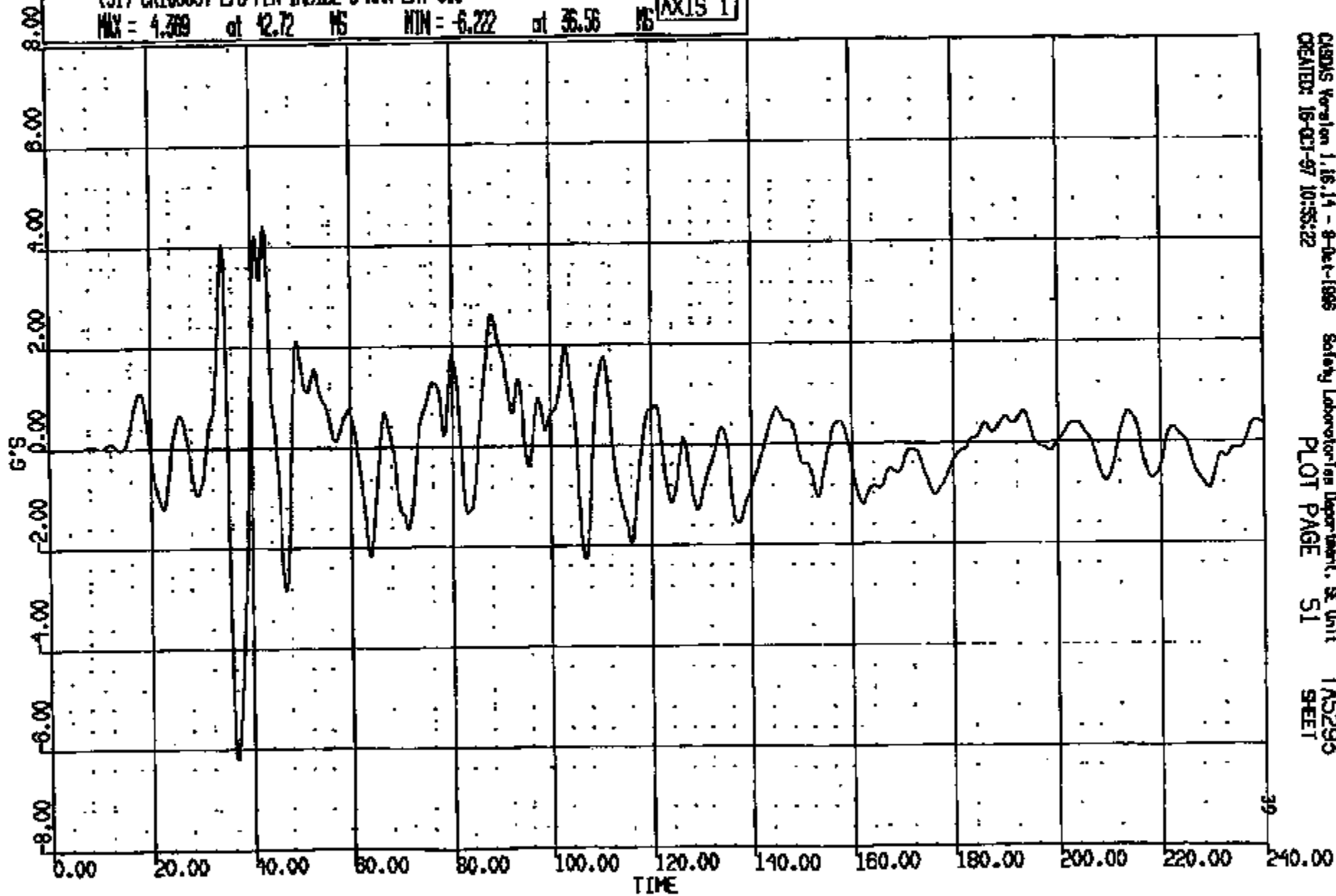
CASYS Version 1.18.14 - 8-Oct-1998 Safety Laboratory Department, GE Unit TAS293
CREATED: 16-OCT-97 10:55:21 PLOT PAGE 50 SHEET

CR R: 10869 TO: TAS293 DATE: 971018 10:27:37
189X DN-101 UNKNOWN

(31) CR10869T L/D-PLR INSIDE @ RKR LAT 60C

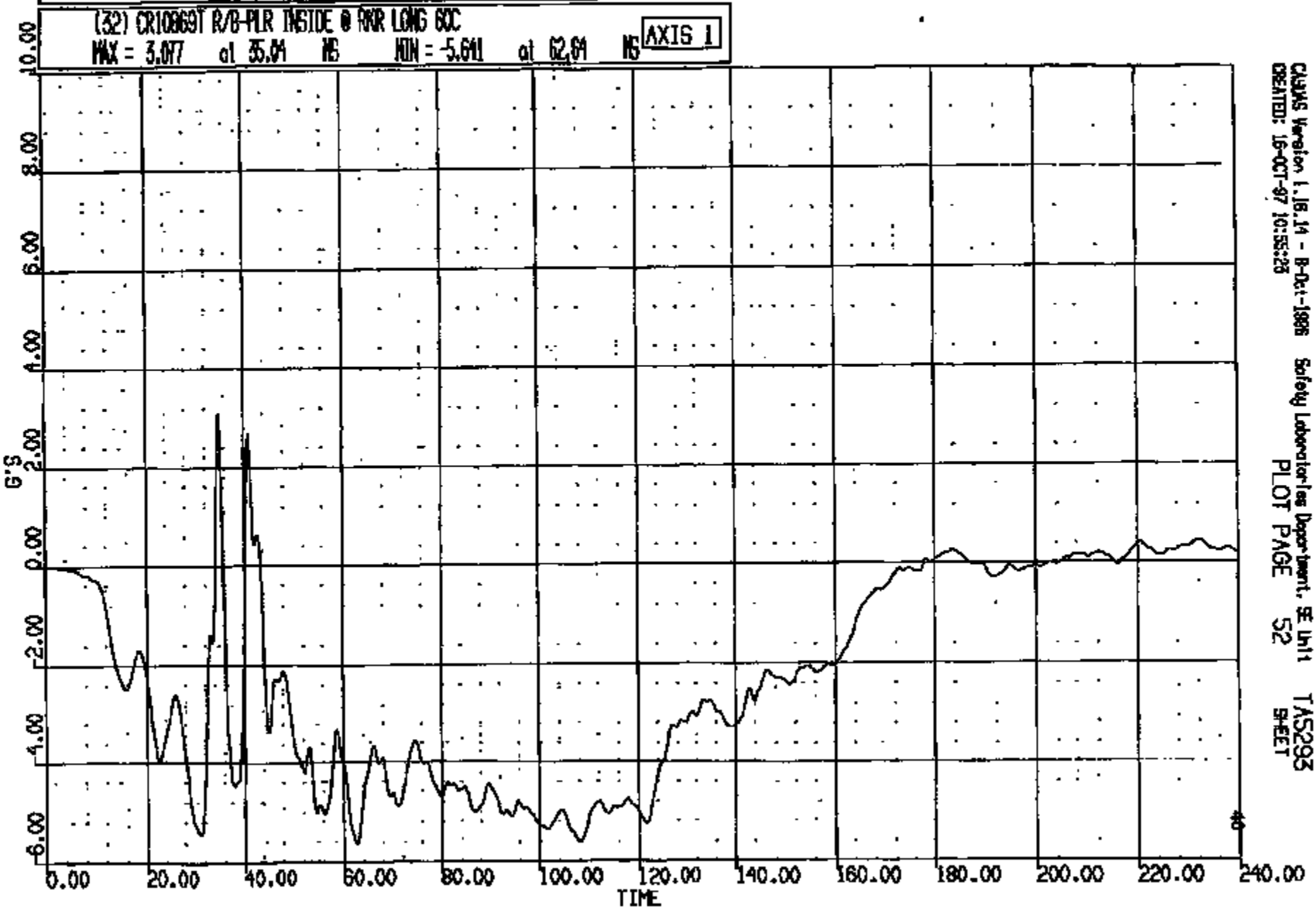
MAX = 4.389 at 42.72 MS MIN = -6.222 at 36.56 MS

AXIS 1



CRIS 0010869

CR R: 10889 TO: TAS293 DATE: 871018 10:27:57
189X DN-101 UNKNOWN

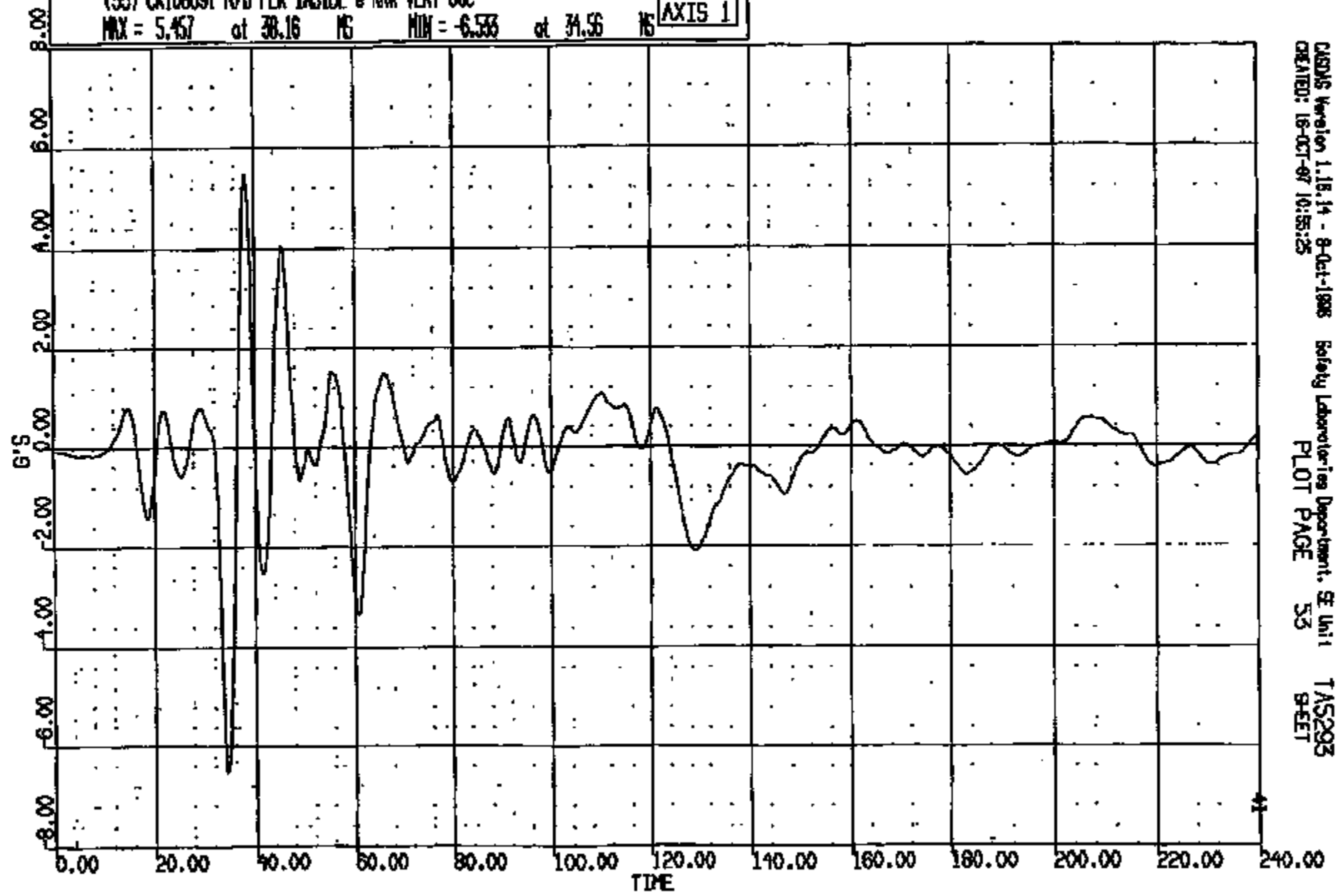


CADMS Version 1.16.14 - B-Oct-1986 Safety Laboratories Department, SE Unit 1 TAS293
CREATED: 18-OCT-97 10:55:28 PLOT PAGE 52 SHEET

CRTS 0010869

CR #: 10869 TO: TAS293 DATE: 971018 10:27:37
199X DN-101 UNKNOWN

(33) CR10869Y R/B-PLR INSIDE @ RVR VERT 60C
MAX = 5.457 at 38.16 MS MIN = -6.533 at 34.56 MS **AXIS 1**

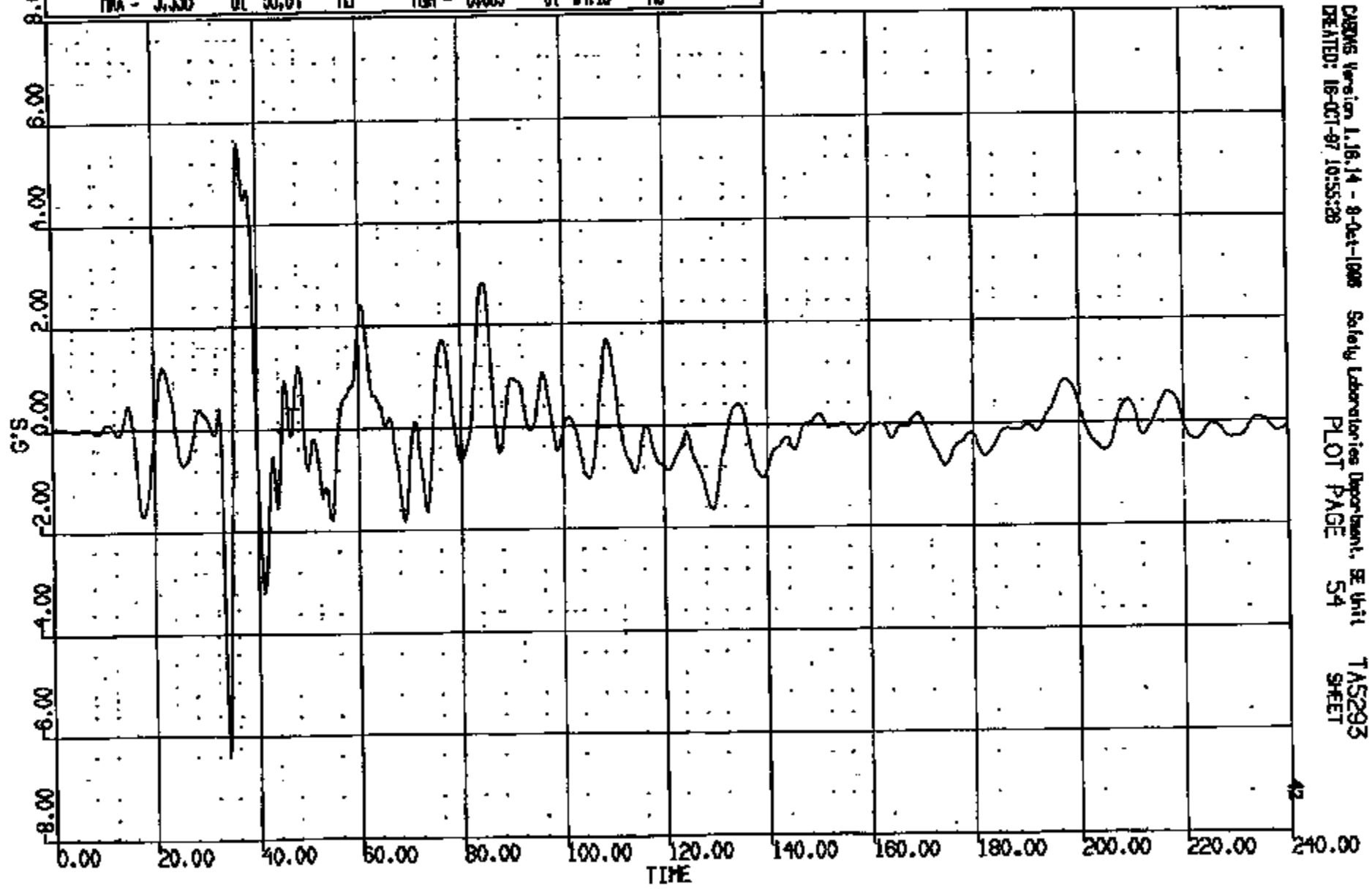


CRIS 0010869

CADMS Version 1.15.14 - 8-Oct-1995 Safety Laboratory Department, SE Unit 1 TAS293
CREATED: 18-OCT-97 10:55:25 PLOT PAGE 53 9-LET

CR R: 10869 TO: TAS293 DATE: 971016 10:27:37
100X DN-101 UNKNOWN

(34) CR10089T R/V PLR INSIDE @ NNR LAT 60C
MAX = 5.556 at 36.64 MS MIN = -6.303 at 34.16 MS **AXIS 1**

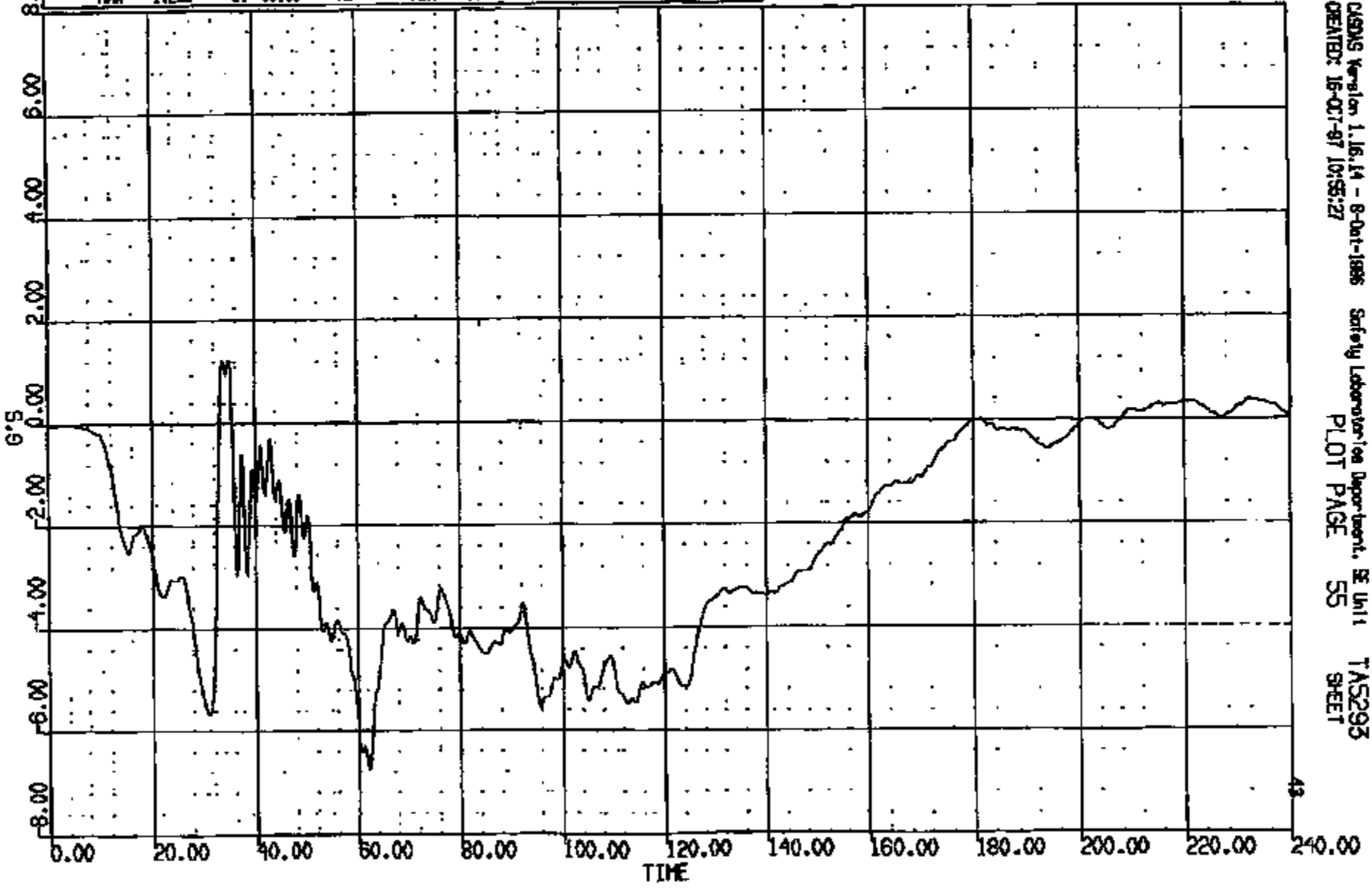


CADMS Version 1.16.14 - 8-Oct-1998 Safety Laboratories Department, SE Unit TAS293
CREATED: 16-OCT-97 10:55:28 PLOT PAGE 54 SHEET

CRTS 0010869

CR R: 10869 TO: TAS295 DATE: 971016 10:27:57
189X DN-101 UNKNOWN

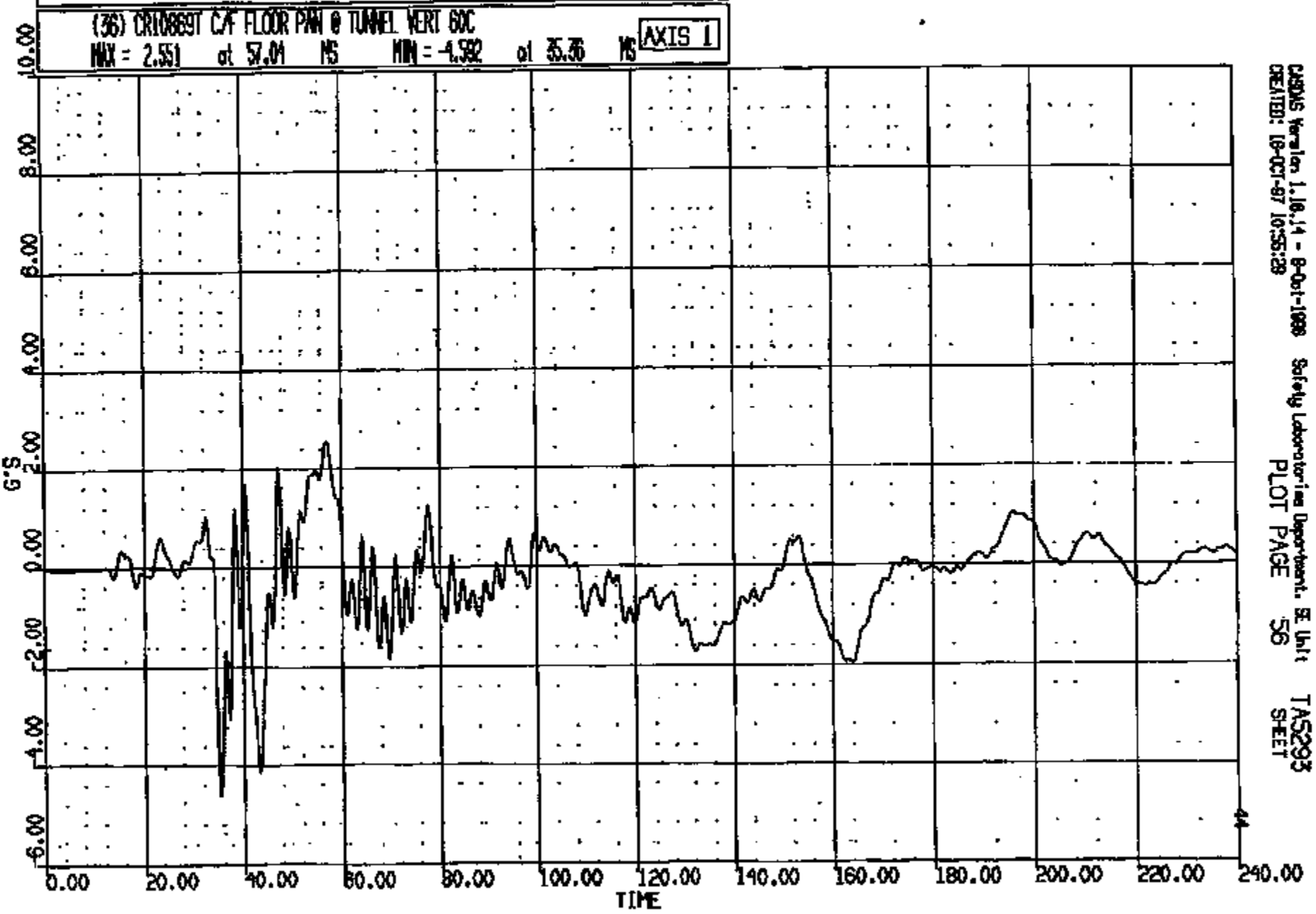
(35) CR10869T C/F FLOOR PAN @ TUNNEL LONG 60C
MAX = 1.232 at 33.68 MS MIN = -6.779 at 62.08 MS **AXIS 1**



CASINS Version 1.16.14 - 8-Oct-1986 Safety Laboratory Inc Department, SE Unit 1
CREATED: 16-OCT-97 10:55:27 PLOT PAGE 55 TAS295 SHEET

CRTS 0010869

CR R: 10869 TO: TAS293 DATE: 871018 10:27:37
189X DN-101 UNKNOWN



CADWAS Version 1.18.14 - 8-Oct-1988 Safety Laboratory Department, SE Unit
CREATED: 18-OCT-87 10:55:28 PLOT PAGE 56 TAS293 SHEET

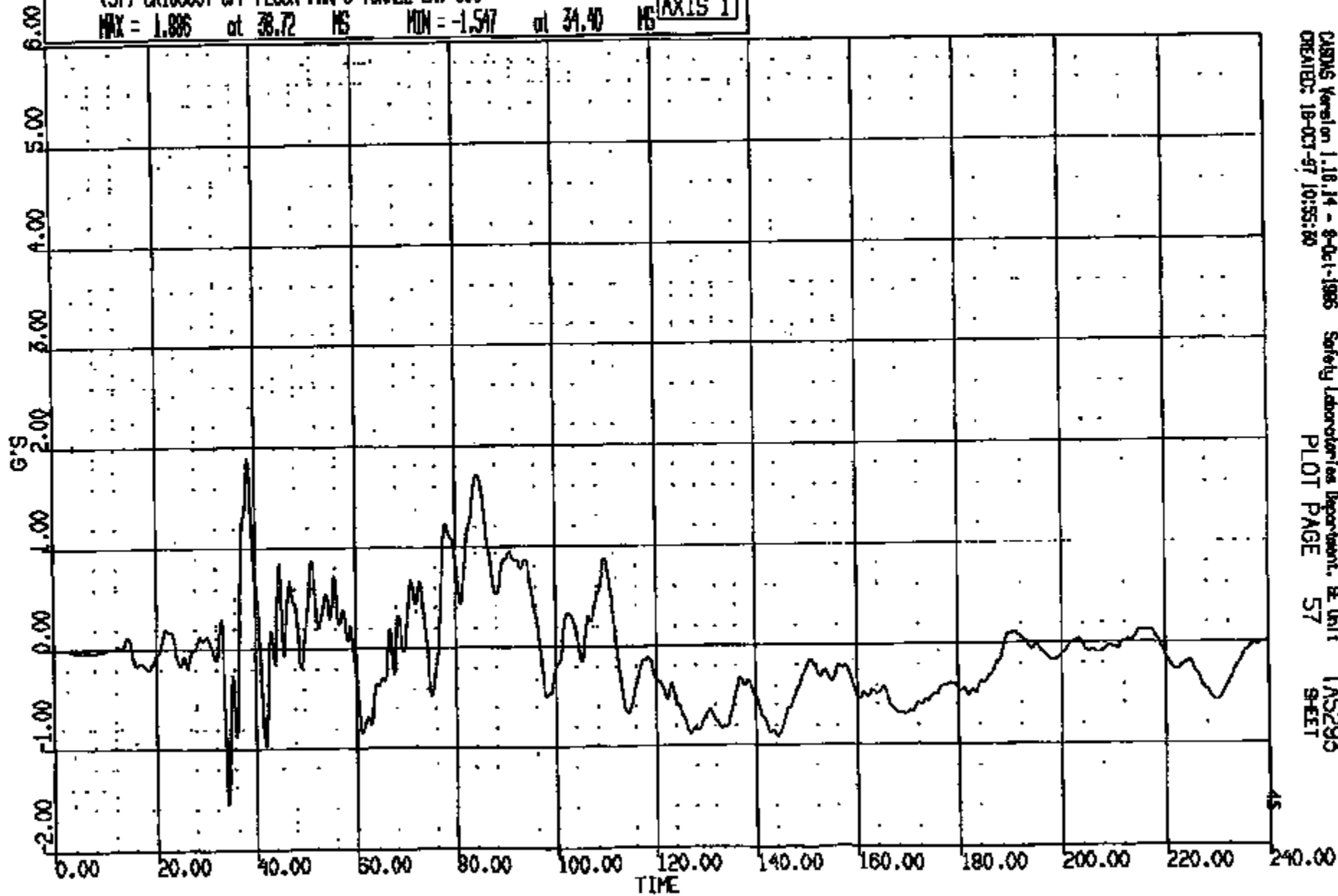
CRTS 0010869

CR R: 10869 TO: T45293 DATE: 971018 10:27:37
188X DN-101 UNKNOWN

(37) CR10869T C/F FLOOR PAN @ TUNNEL LAT 60C

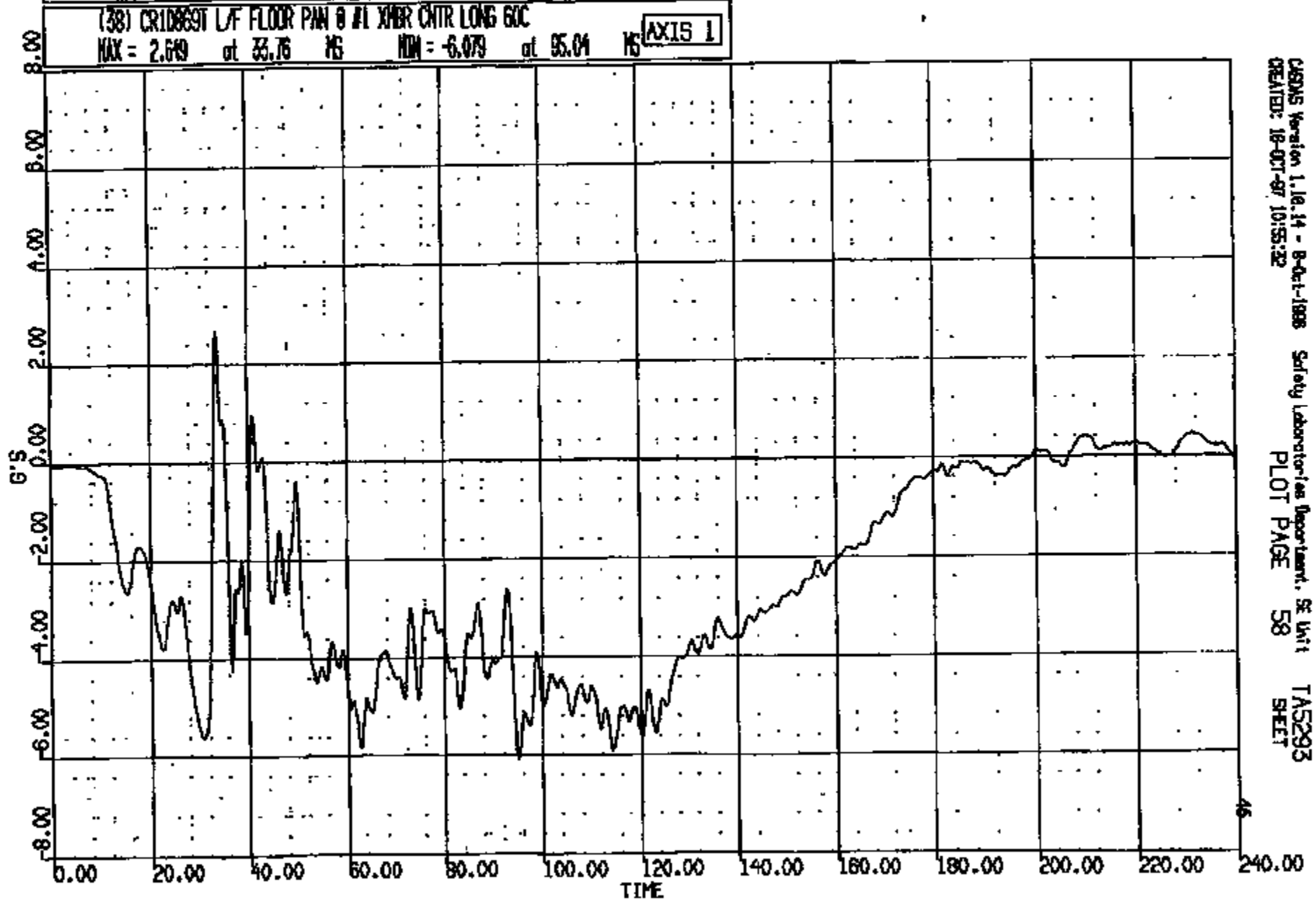
MAX = 1.895 at 38.72 MS MIN = -1.547 at 34.40 MS

AXIS 1



CRIS 0010869

CR R: 10869 TO: TAS295 DATE: 971018 10:27:37
189X DN-101 UNKNOWN



CRTS 0010869

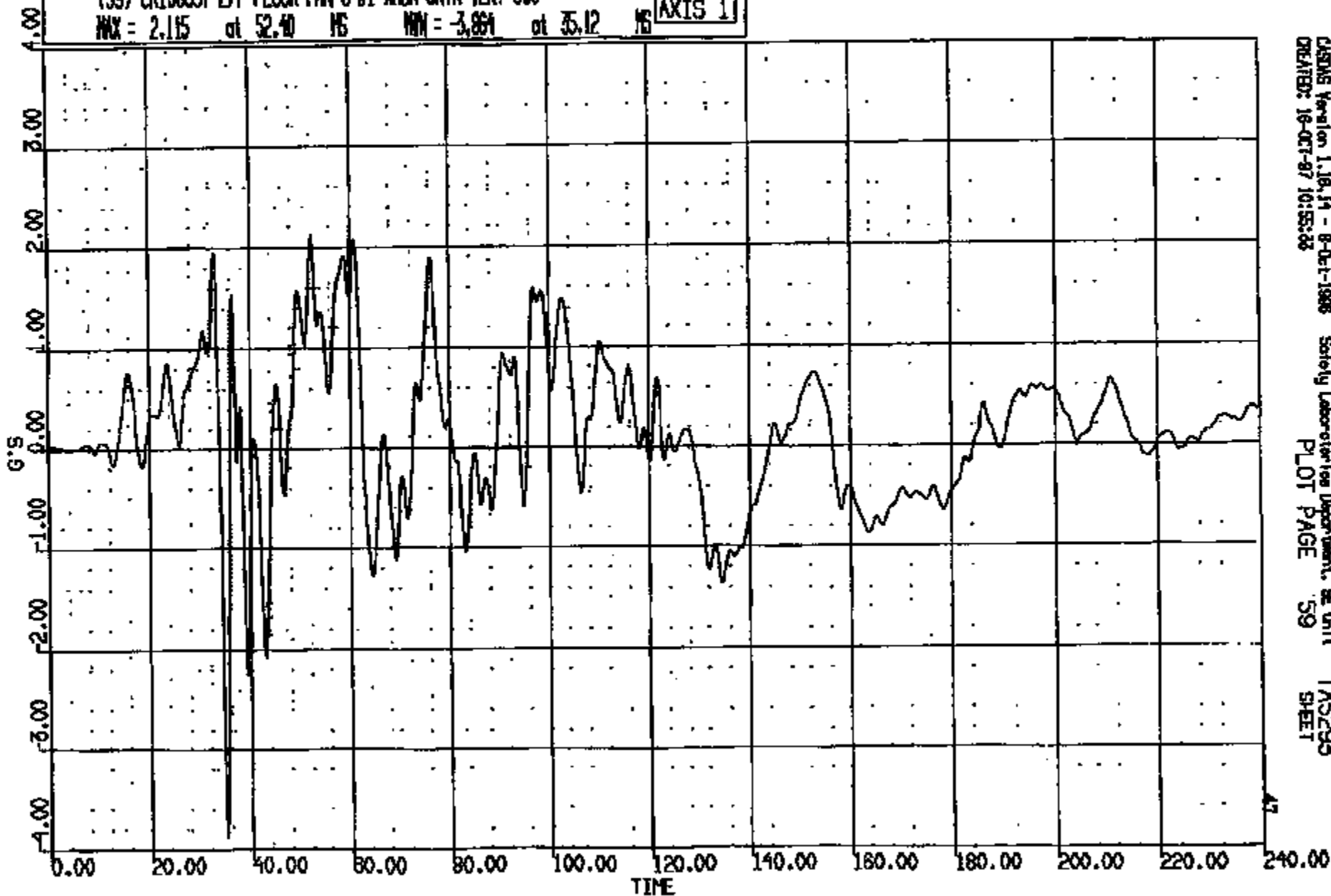
CASMS Version 1.16.14 - 8-Oct-1998 Safety Laboratories Department, SE Unit
CREATED: 18-OCT-97 10:55:32
PLOT PAGE 58
TAS295 SHEET

CRT: 10869 TO: TAS293 DATE: 971018 10:27:57
189X DN-101 UNKNOWN

(39) CR10869 L/F FLOOR PAN @ #1 XMR CNTR VERT 60C

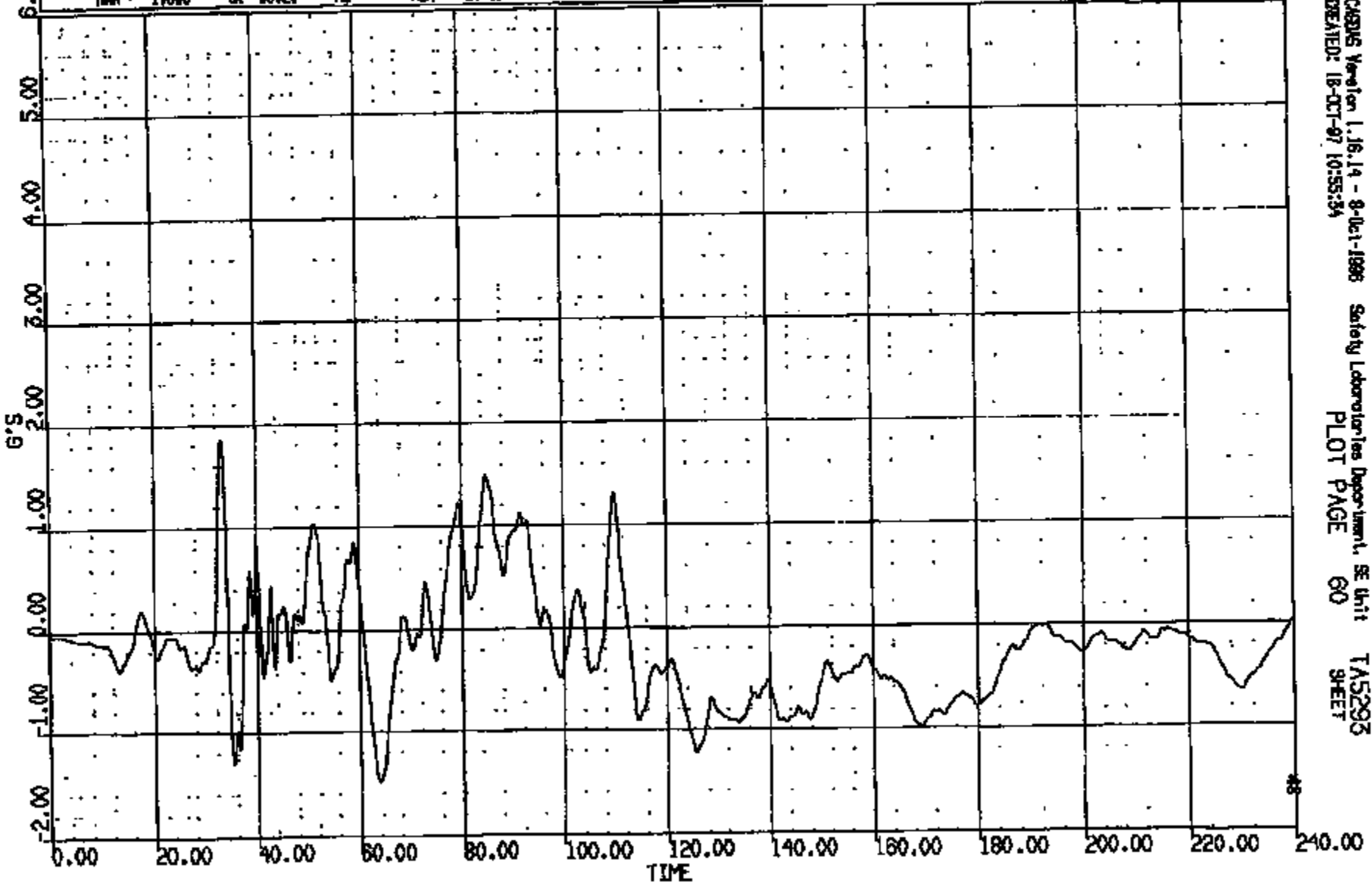
MAX = 2.115 at 52.40 MS MIN = -3.864 at 35.12 MS

AXIS 1



CR R: 10869 TO: TAS295 DATE: 971018 10:27:57
199X DN-101 UNKNOWN

(40) CR10869T L/F FLOOR PAN @ #1 XMR CNTR LAT 60C
MAX = 1.856 at 33.20 NS MIN = -1.488 at 63.92 NS **AXIS 1**



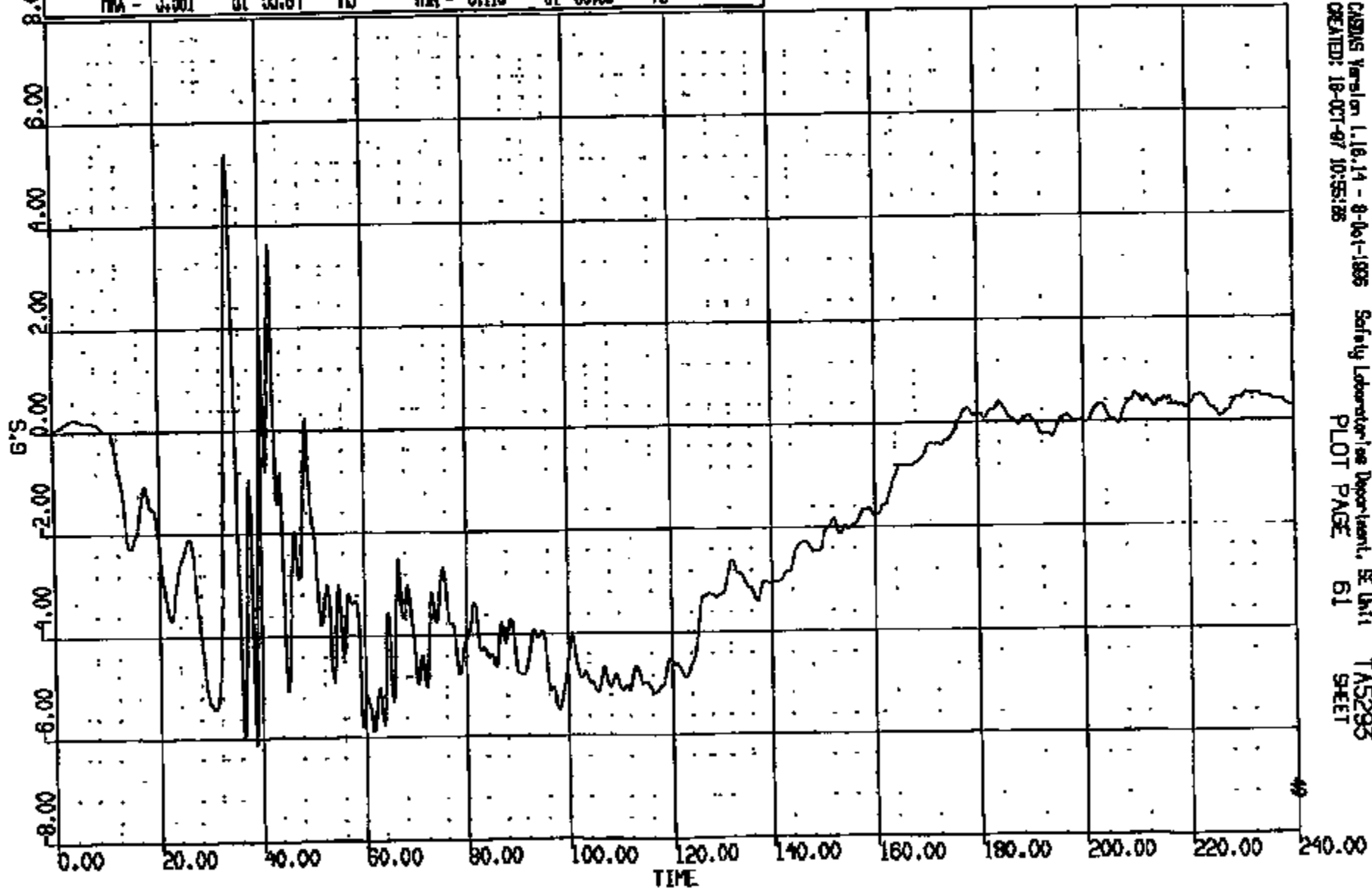
CASUS Version 1.16.14 - 9-Dec-1998 Safety Laboratories Department, SE Unit TAS295
CREATED: 18-OCT-97 10:55:34 PLOT PAGE 60 SHEET

CRIS 0010869

CIR R: 10869 TO: TA5293 DATE: 871018 10:27:37
100X DN-101 UNKNOWN

(41) CR10869T R/F FLOOR PAN @ #1 XMR CNTR LONG 60C
MAX = 5.361 at 33.84 MS MIN = -6.116 at 38.80 MS

AXIS 1



CASINS Version 1.16.14 - 8-06-1986 Safety Laboratory Department, SE Unit 1
CREATED: 18-OCT-87 10:55:26 PLOT PAGE 61 TA5293 SHEET

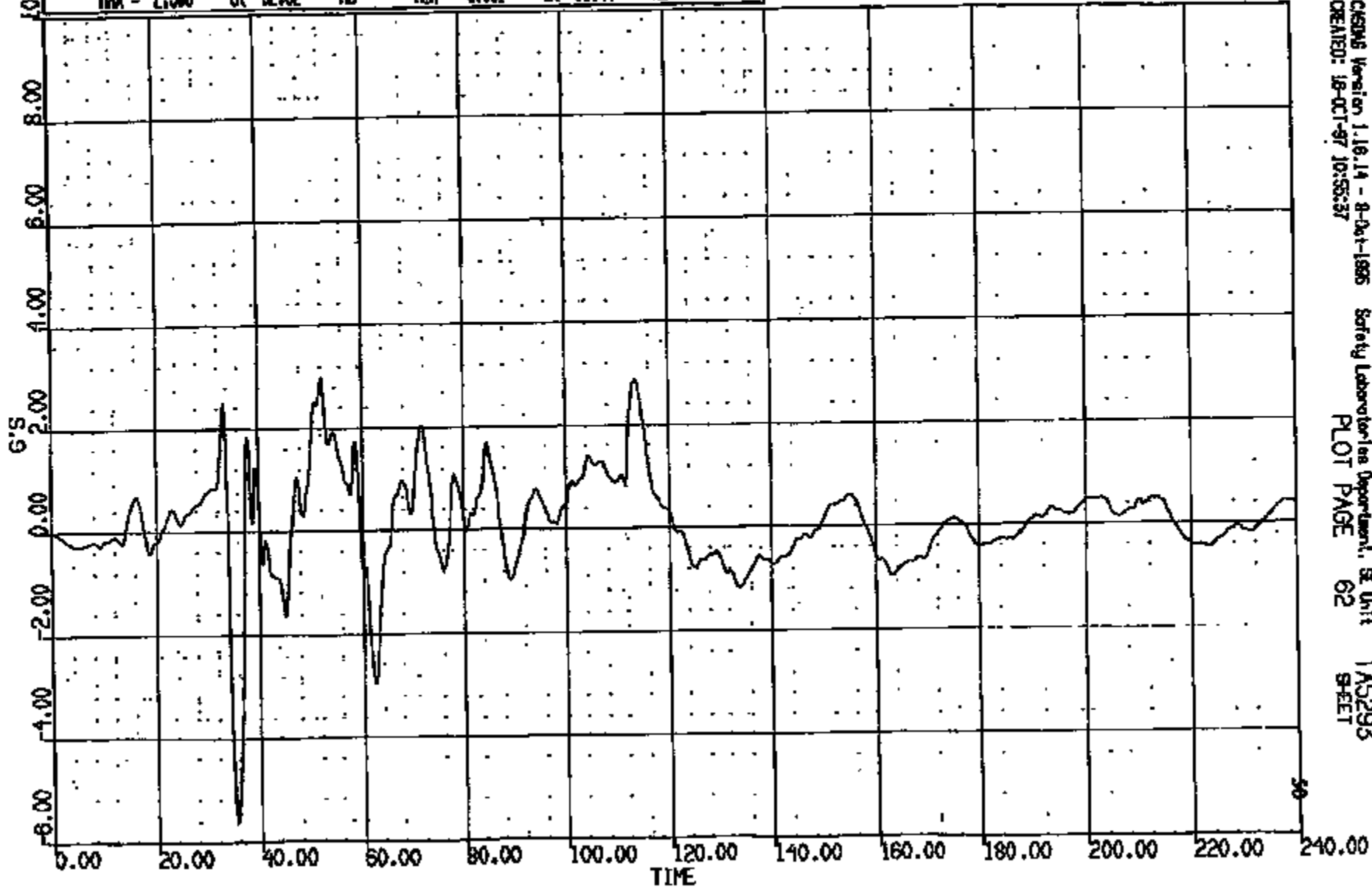
CRTS 0010869

CR R: 10869 TO: TAS293 DATE: 971018 10:27:37
188X DN-101 UNKNOWN

(42) CR10869T R/F FLOOR PAN @ #1 X/HR CNTR VERT 60C

MAX = 2.986 at 32.32 MS MIN = -5.661 at 35.44 MS

AXIS 1



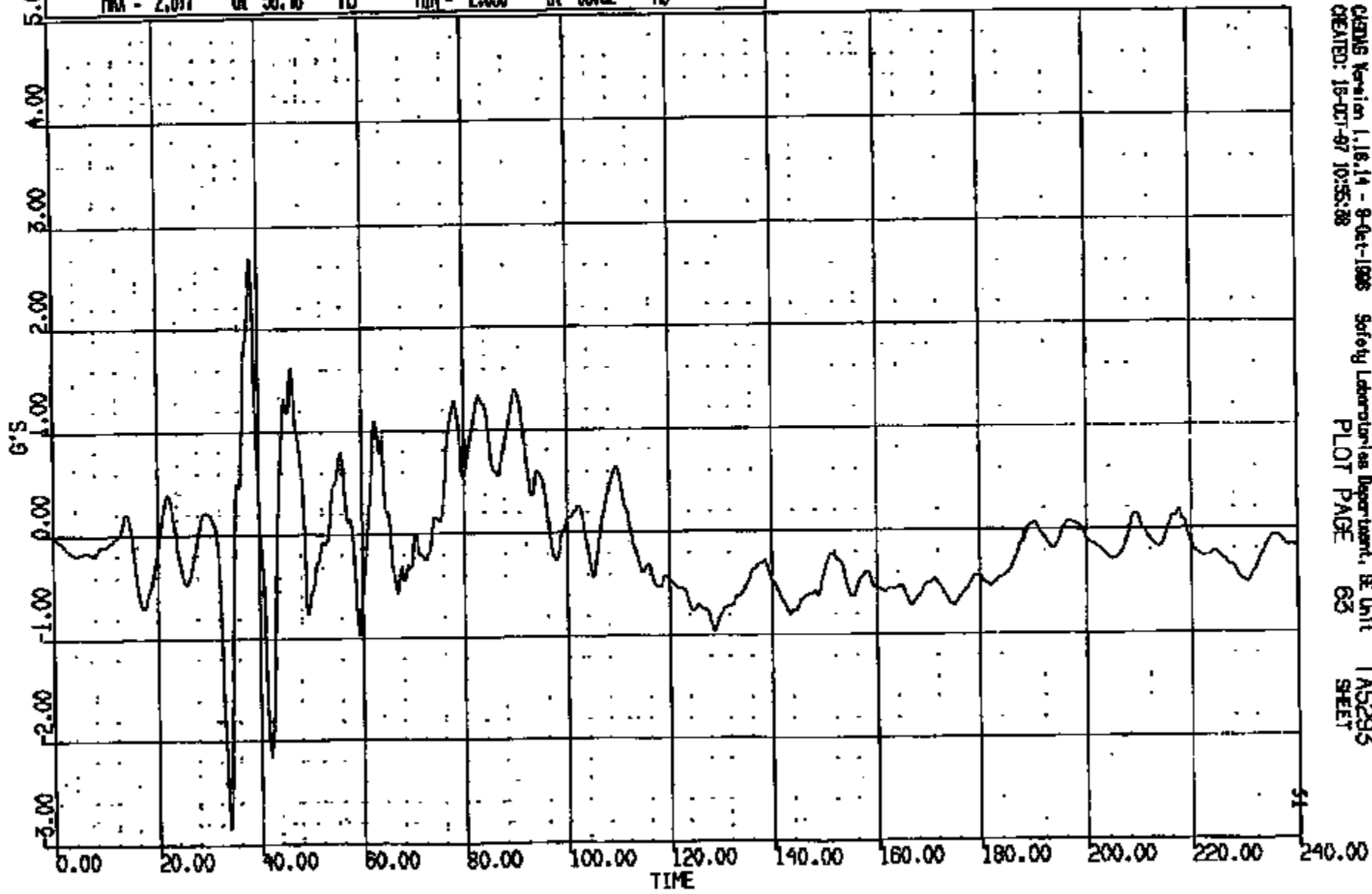
CRTS 0010869

CASINS Version 1.16.14 - 8-Oct-1995 Safety Laboratories Department, SE Unit TAS293
CREATED: 18-OCT-97 10:55:37 PLOT PAGE 62 SHEET

CR R: 10869 TO: TMS293 DATE: 971018 10:27:37
199X DN-101 UNKNOWN

(43) CR108691 R/F FLOOR PAN @ #1 XMR CNTR LAT 60C
MAX = 2.677 at 38.48 NS MIN = -2.850 at 33.92 NS

AXIS 1



CHANS Version 1.16.14 - 8-Oct-1996 Safety Laboratories Department, BE Unit TMS293
CREATED: 18-Oct-97 10:55:38 PLOT PAGE 63 SHEET

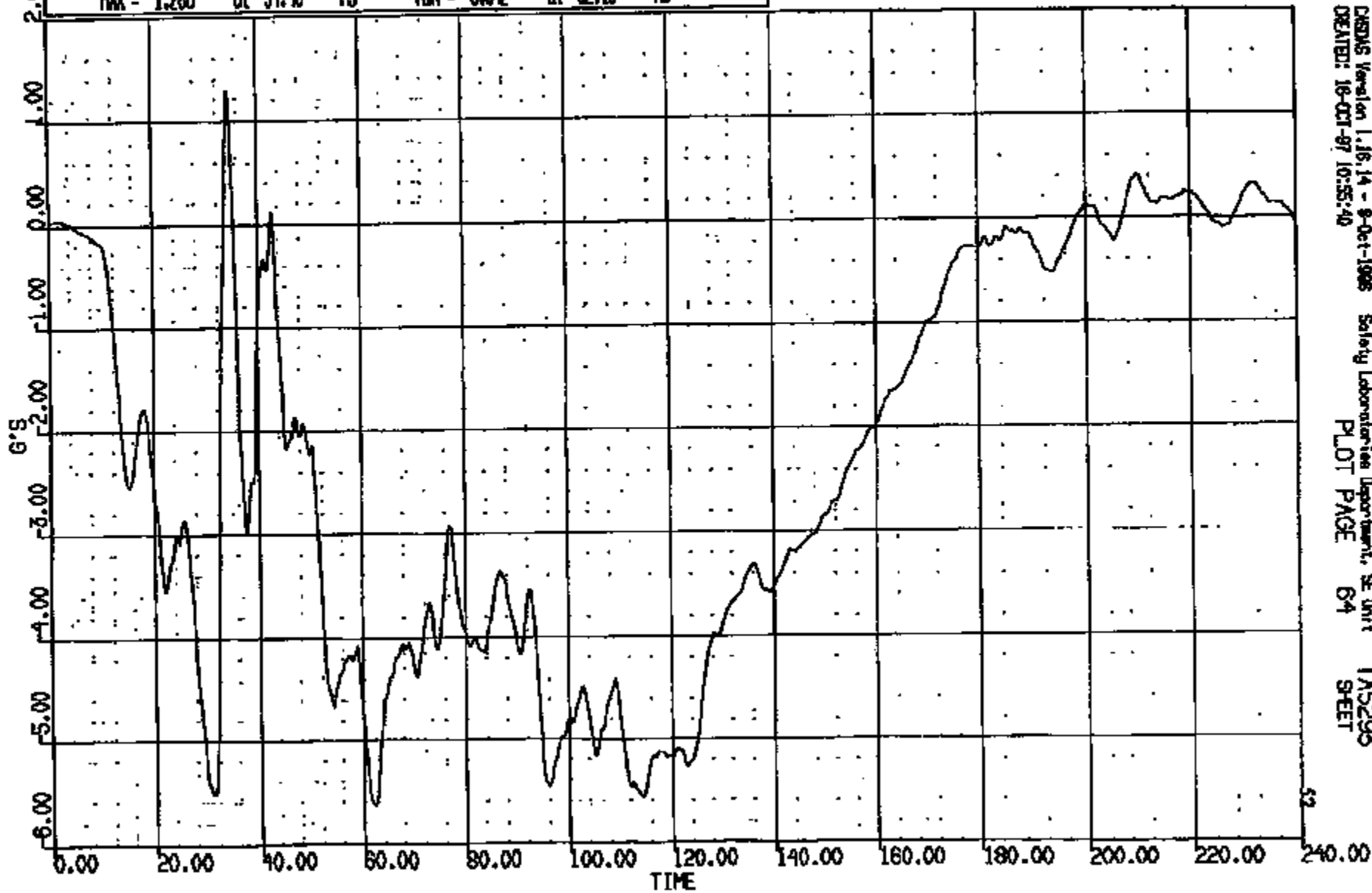
CRTS 0010869

CR R: 10889 TD: T5295 DATE: 971018 10:27:57
189X DN-101 UNKNOWN

(44) CR10869T L/H FLOOR PAN @ #2 XMR CNTR LONG 60°

MAX = 1.285 at 34.48 MS MIN = -5.642 at 62.16 MS

AXIS 1



CRSAS Version 1.16.14 - 9-Oct-1998
DEATED: 18-OCT-97 10:55:40

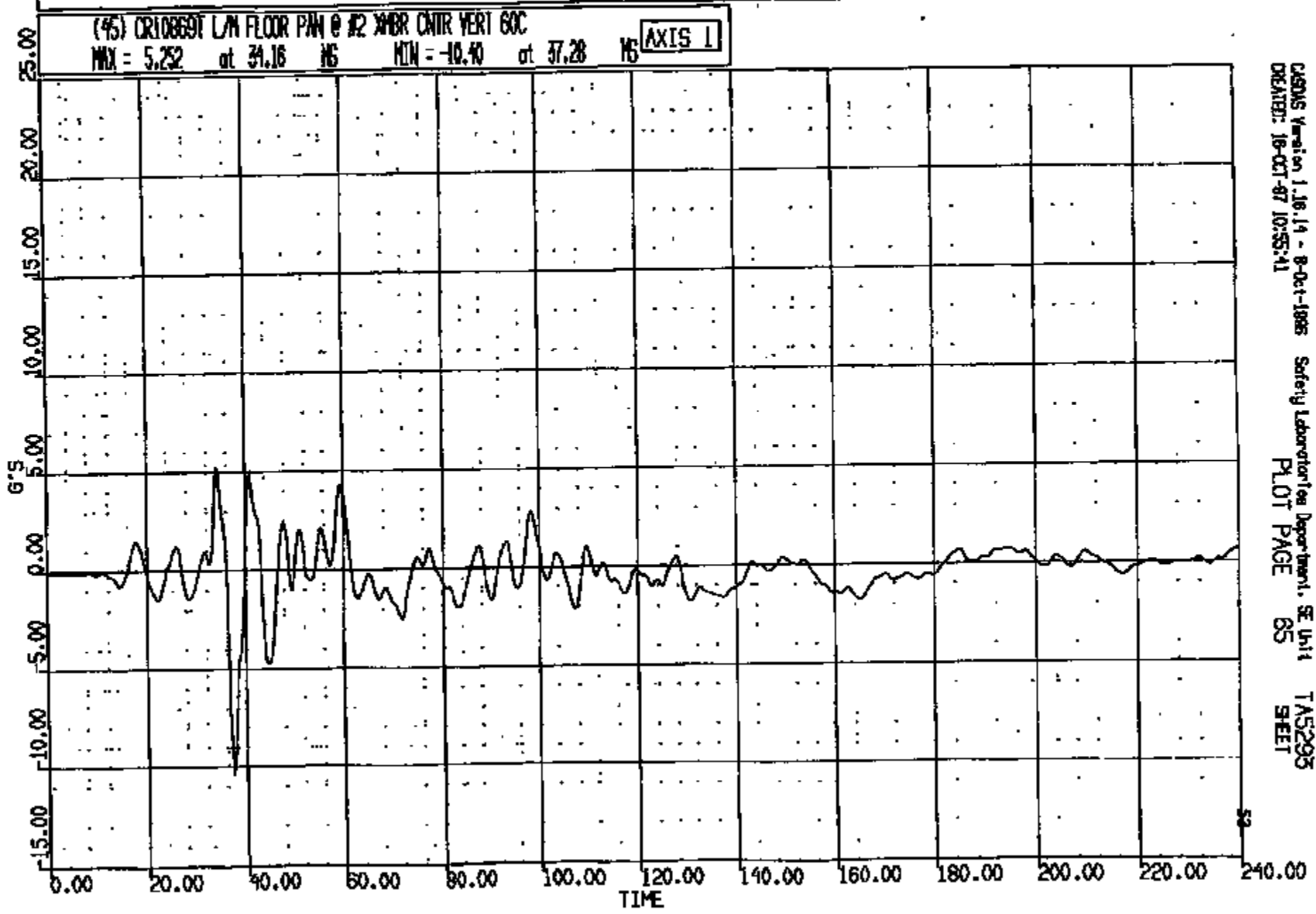
Safety Laboratories Department, SE Unit
PLDT PAGE 64

T5295
SHEET

13

CRITS 0010869

CR R: 10869 TO: TAS293 DATE: 871018 10:27:37
199X DN-101 UNKNOWN



CRTS 0010869

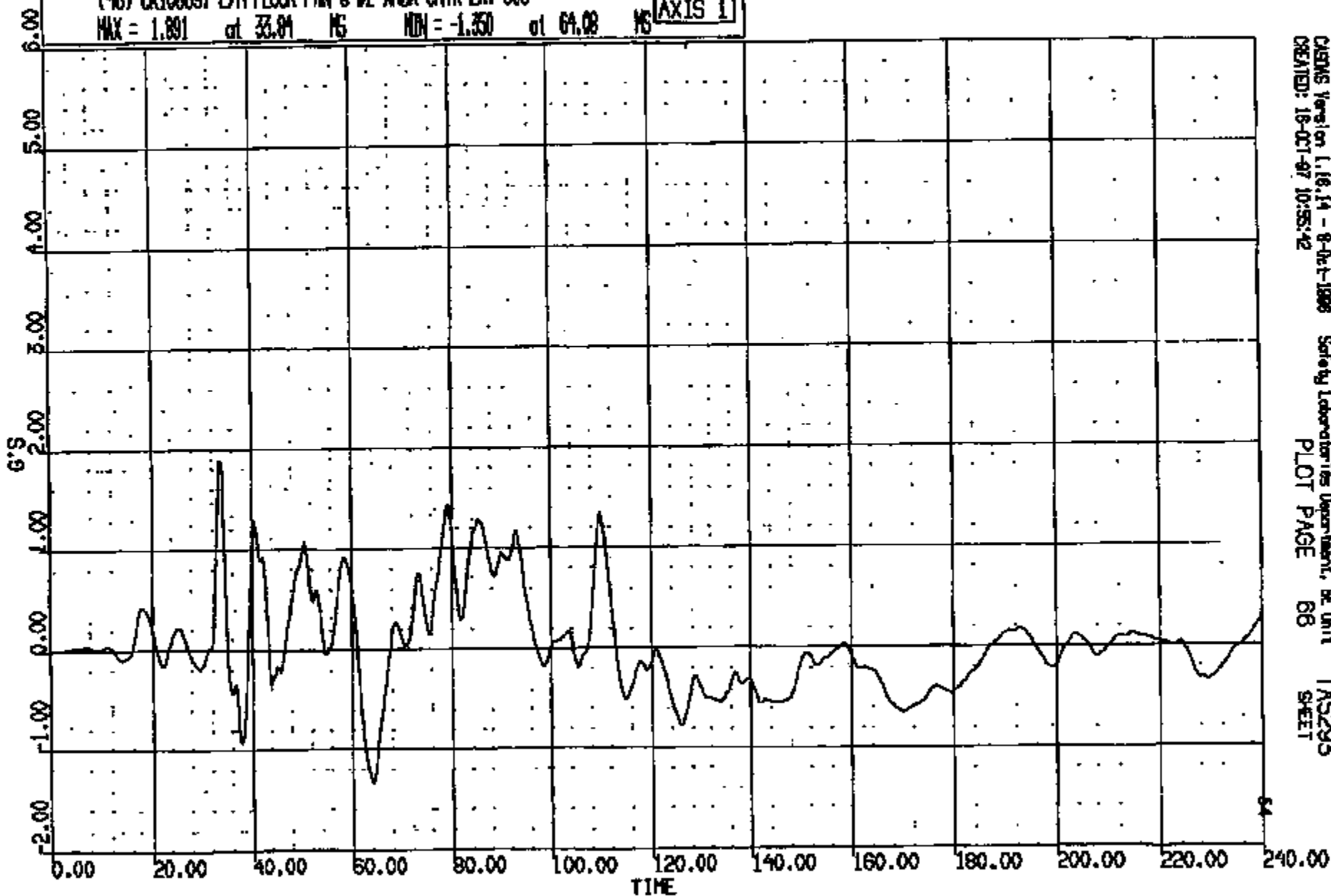
CASMS Version 1.18.14 - 8-Oct-1988 Safety Laboratory Department, SE Unit TAS293
DRAWN: 18-OCT-87 10:55:41 PLOT PAGE 65 SHEET

CR R: 10889 TC: TA5295 DATE: 971018 10:27:57
188X DN-101 UNKNOWN

(46) CR10889T L/N FLOOR PHN @ #2 XMR CNTR LAT 60C

MAX = 1.891 at 33.84 MS MIN = -1.350 at 64.08 MS

AXIS 1

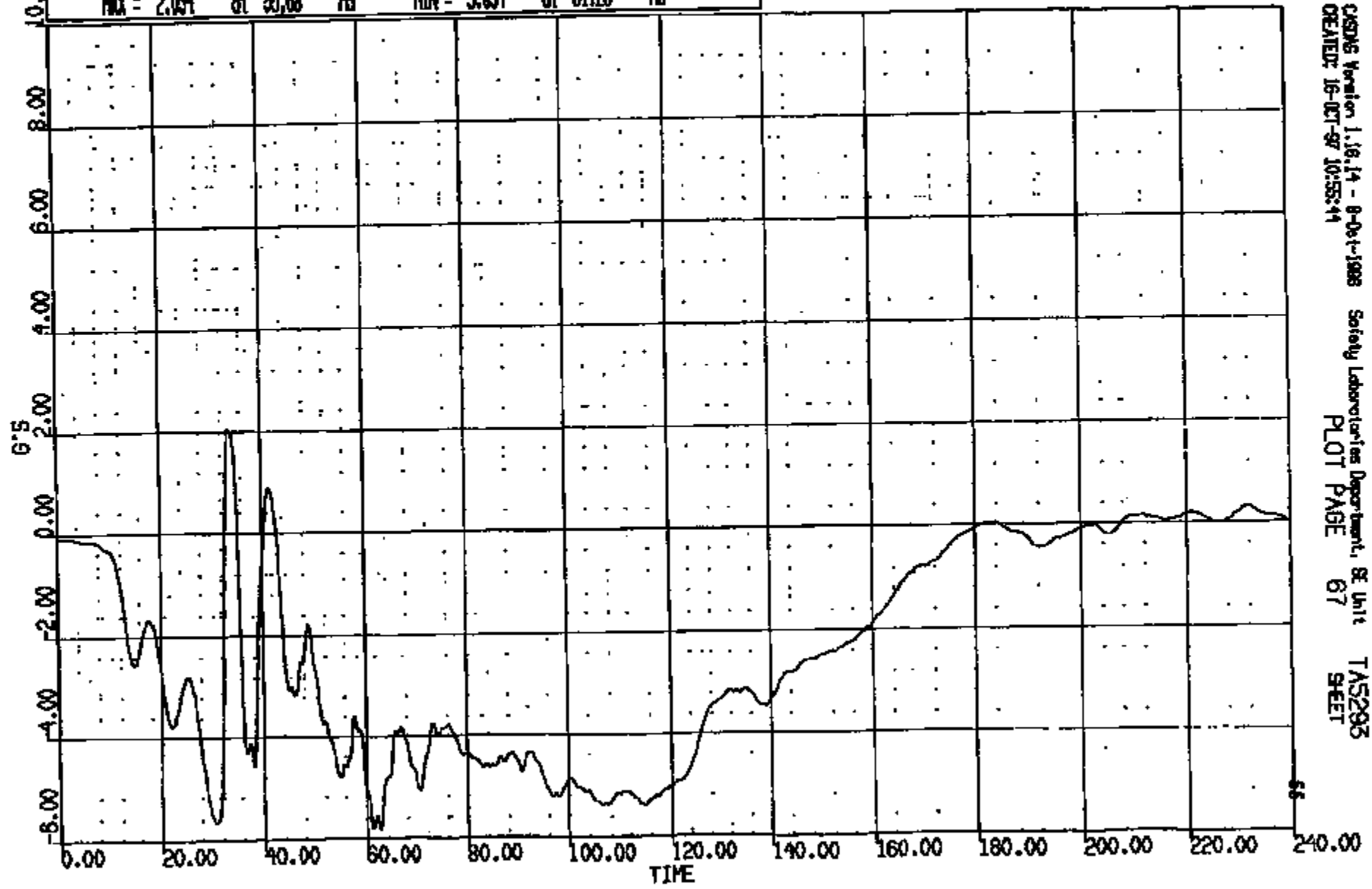


CRSMS Version 1.16.14 - 8-Oct-1998 Safety Laboratories Department, BE Unit
CREATED: 18-OCT-97 10:55:42 PLOT PAGE 88 TA5295 SHEET

CRTS 0010869

CR R: 10869 TO: TA5293 DATE: 971018 10:27:37
100X DN-101 UNKNOWN

(47) CR10869T R/W FLOOR PAN @ #2 XHR CNTR LONG 60C
MAX = 2.054 at 33.08 MS MIN = -5.954 at 61.28 MS AXIS 1

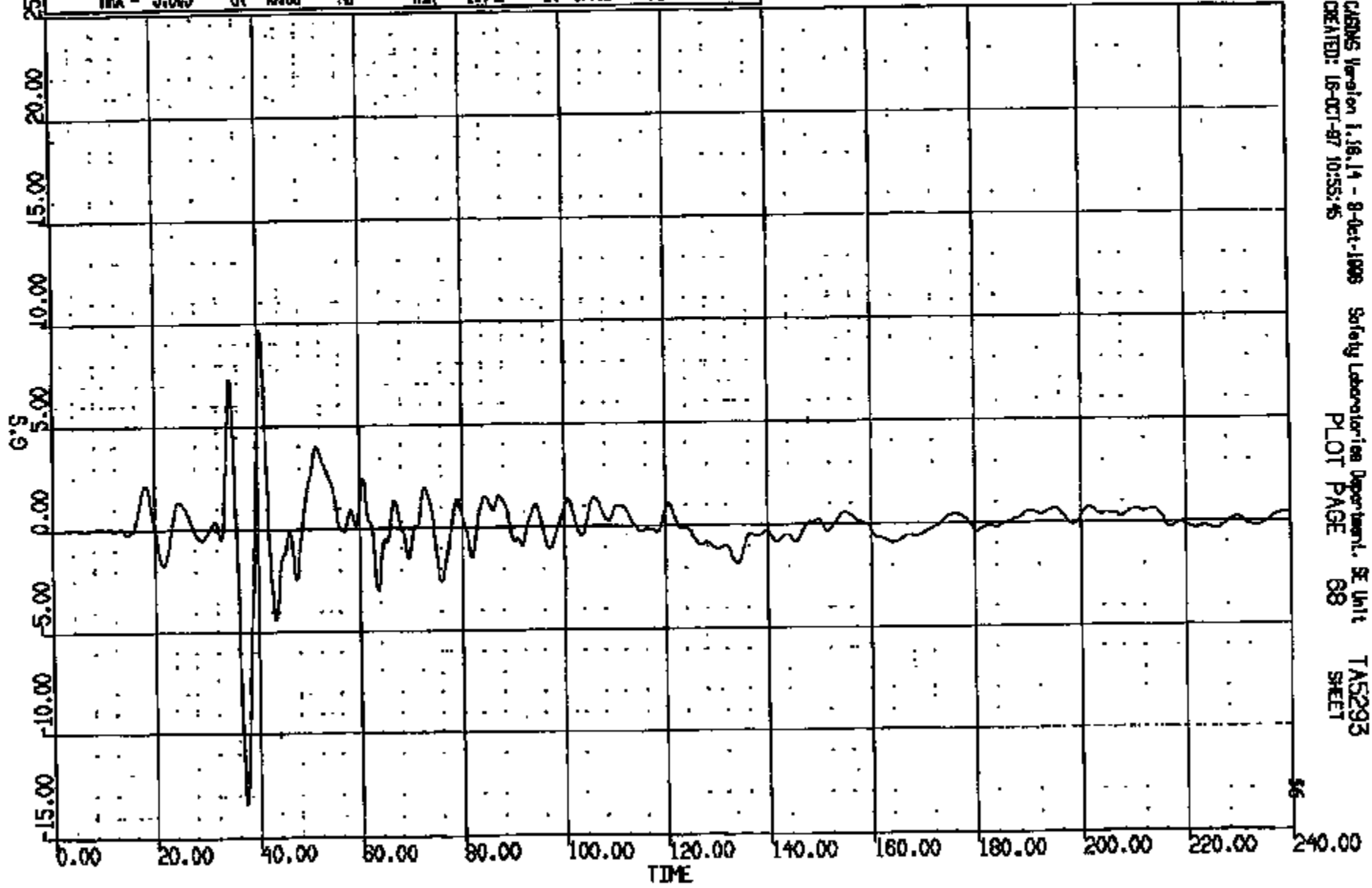


CASDS Version 1.16.14 - 8-Oct-1988 Safety Laboratories Department, SE Unit
CREATED: 16-OCT-97 10:55:44 PLOT PAGE 67 TA5293
SHEET

CRTS 0010869

CR R: 10869 TO: TAS293 DATE: 971016 10:27:57
169X DN-101 UNKNOWN

(48) CR10869T R/H FLOOR PAN @ #2 XPER CNTR VERT GOC
MAX = 9.609 at 40.56 MS MIN = -13.40 at 37.36 MS **AXIS 1**



CR1S 0010869

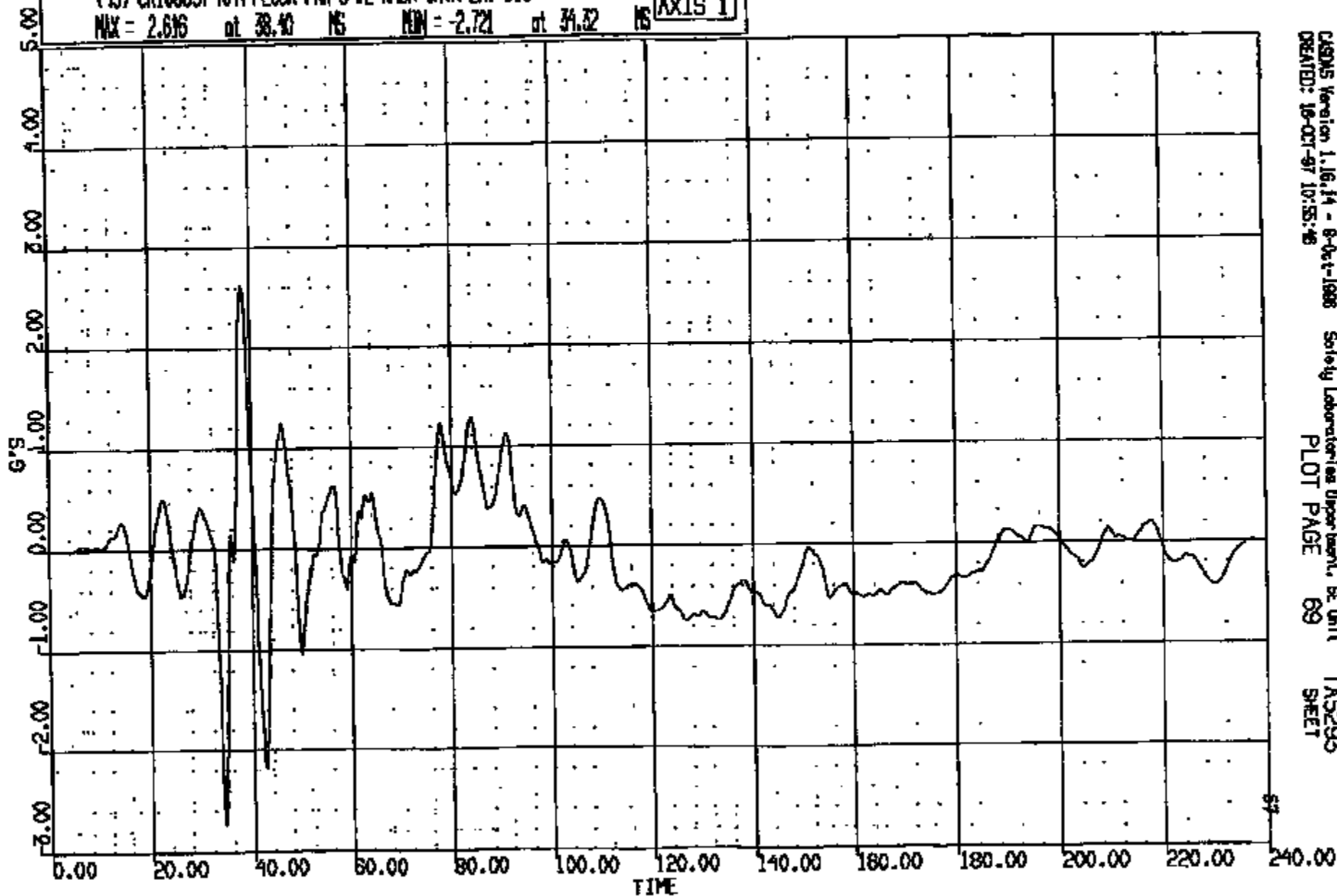
CASINS Version 1.16.14 - 8-Oct-1998 Safety Laboratories Department, SE Unit
CREATED: 16-OCT-97 10:55:45 PLOT PAGE 68 TMS293
SHEET

CR #: 10869 TO: TAE293 DATE: 971018 10:27:57
189X DN-101 UNKNOWN

(49) CR10869T R/M FLOOR PAN @ #2 XMER CNTR LAT 60C

MAX = 2.616 at 38.40 MS MIN = -2.721 at 31.32 MS

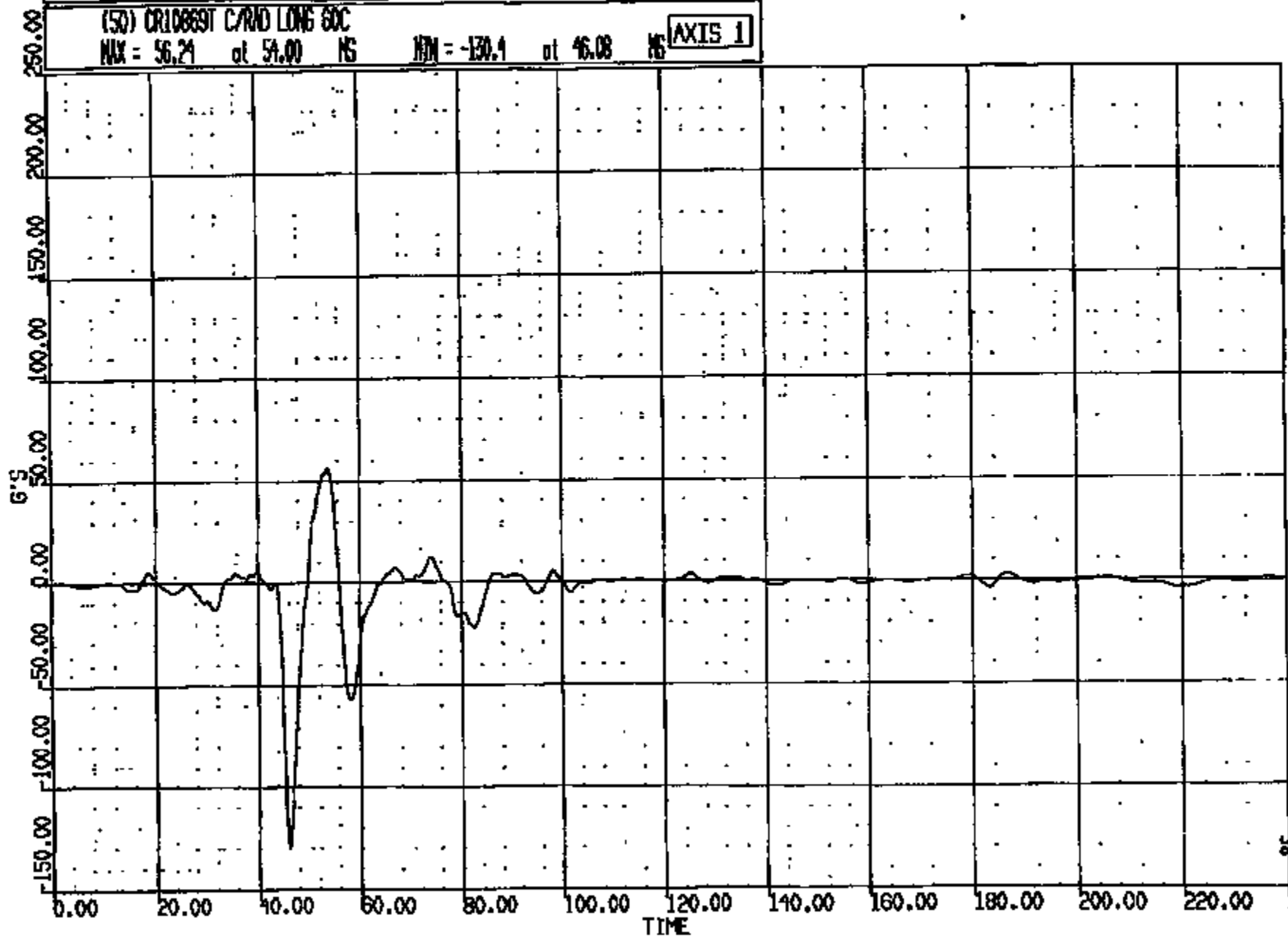
AXIS 1



CASMS Version 1.16.14 - 8-04-1998 Safety Laboratories Department, BE Unit 1
CREATED: 18-OCT-97 10:55:46 PLOT PAGE 69 TAE293
SHEET

CRTS 0010869

CR R: 10869 TO: TAS293 DATE: 971016 10:27:57
189X DN-101 UNKNOWN



CRS Version 1.16.14 - 9-Oct-1998 Safety Laboratory Department, SE Unit TAS293
CREATED: 16-Oct-97 10:55:47 PLOT PAGE 70 SHEET

CRIS 0010869

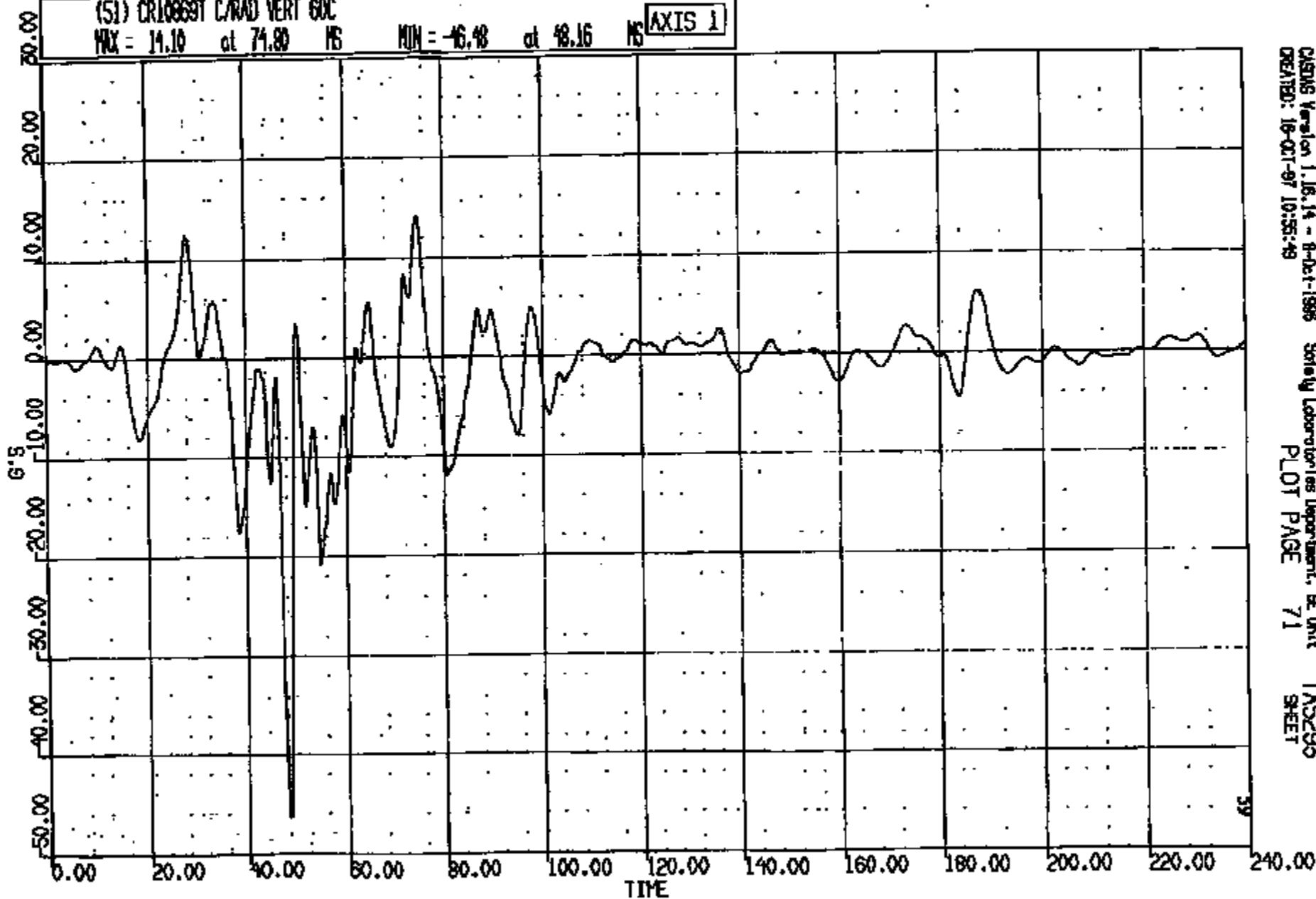
CR R: 10869 TO: TAS293 DATE: 971016 10:27:57
199X ON-101 UNKNOWN

(51) CR10869T C/RAD VERT 60C

MAX = 14.10 at 74.80 MS

MIN = -46.48 at 48.16 MS

AXIS 1



CRSING Version 1.16.14 - 8-Oct-1988
CREATED: 16-OCT-97 10:55:49

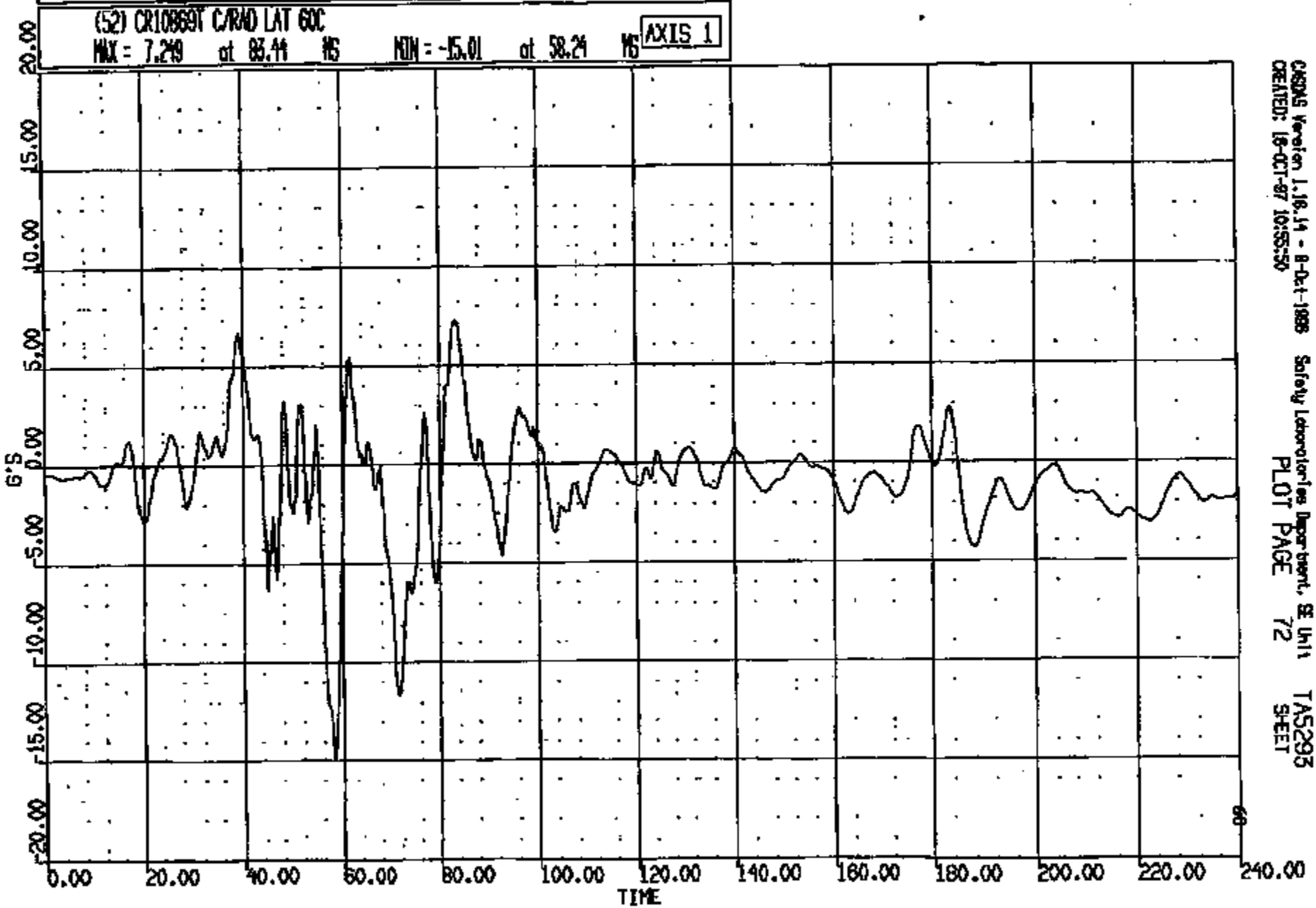
Sealy Laboratories Department, BE Unit
PLOT PAGE 71

TAS293
SHEET

59

CRIS 0010869

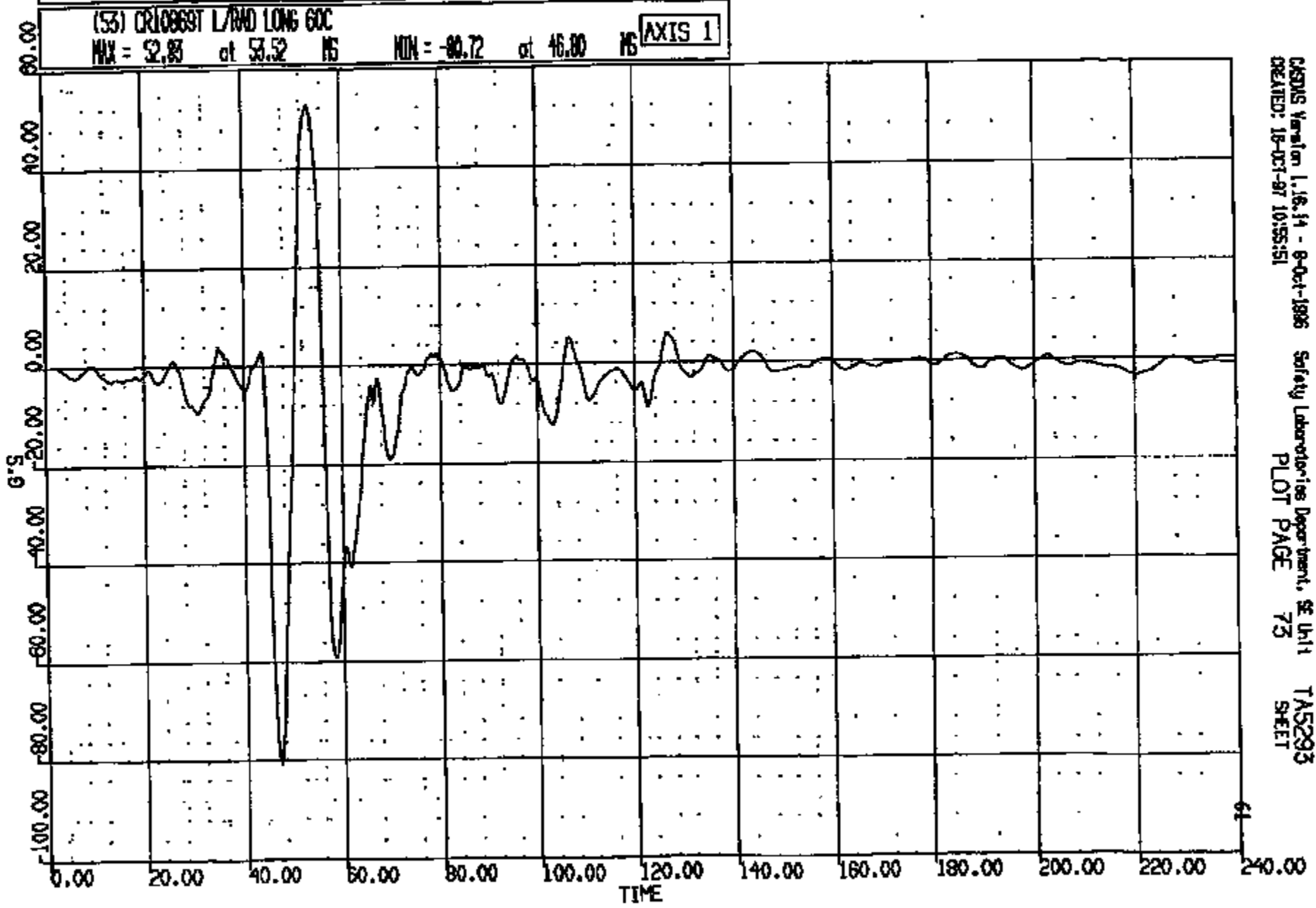
CR R: 10889 TO: TAS293 DATE: 871018 10:27:37
189X DN-101 UNKNOWN



CASMS Version 1.18.14 - 8-Oct-1988 Safety Laboratories Department, SE Unit TAS293
CREATED: 18-OCT-87 10:55:50 PLOT PAGE 72 SHEET

CRTS 0010869

CR #: 10869 TO: TAS293 DATE: 971016 10:27:37
199X DN-101 UNKNOWN



CASMS Version 1.16.14 - 8-01-1996 Safety Laboratories Department, SE Unit
CREATED: 18-DEC-97 10:55:51
PLOT PAGE 73
TAS293
SHEET

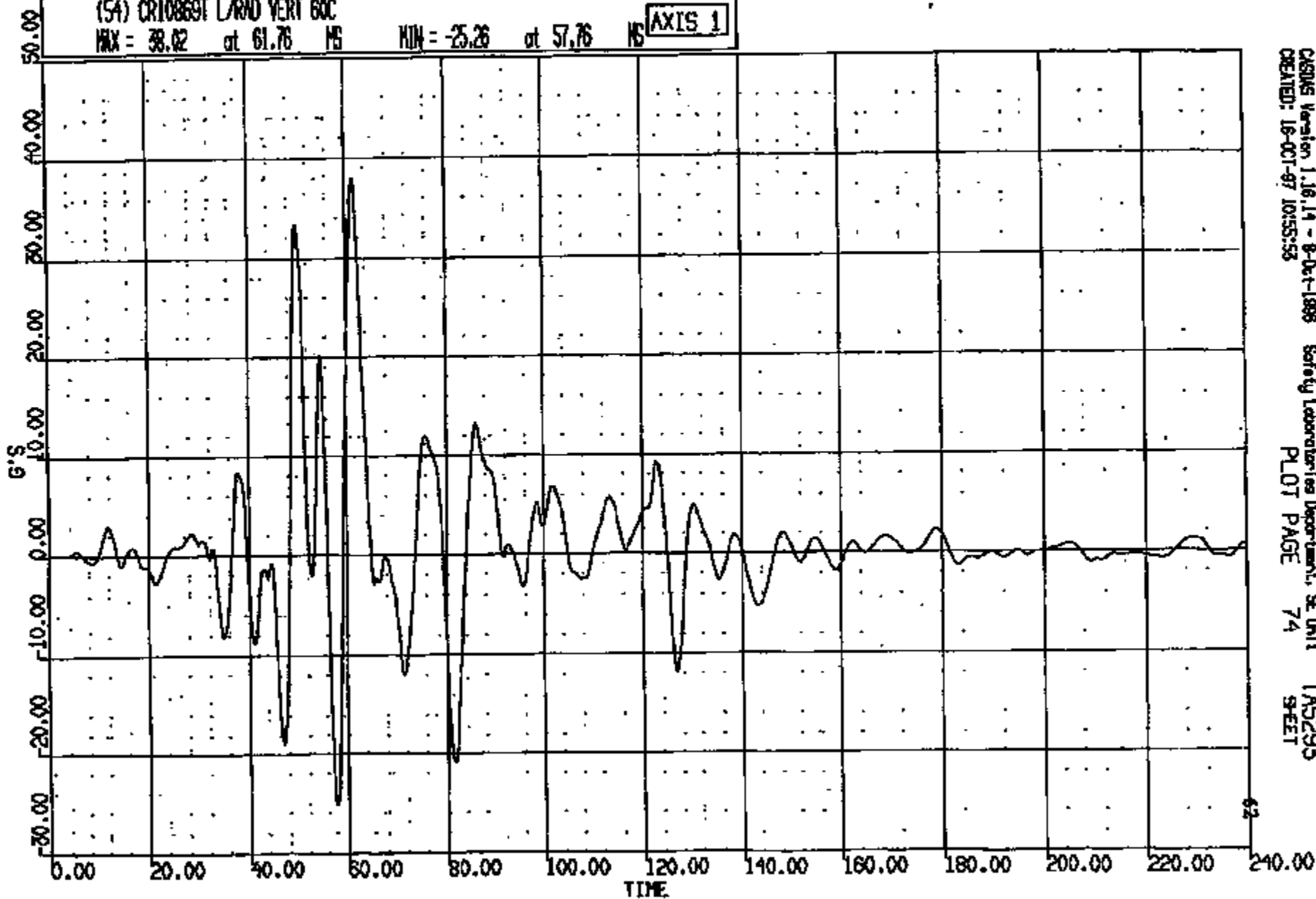
CRTS 0010869

CR R: 10889 TO: TA5293 DATE: 971018 10:27:57
189X DN-101 UNKNOWN

(54) CR10889T L/RND VERT 60C

MAX = 38.02 at 61.76 MS MIN = -25.26 at 57.76 MS

AXIS 1



CASMS Version 1.16.14 - 9-Oct-1998 Safety Laboratories Department, SE Unit TA5293
CREATED: 16-OCT-97 10:55:53 PLOT PAGE 74 SHEET

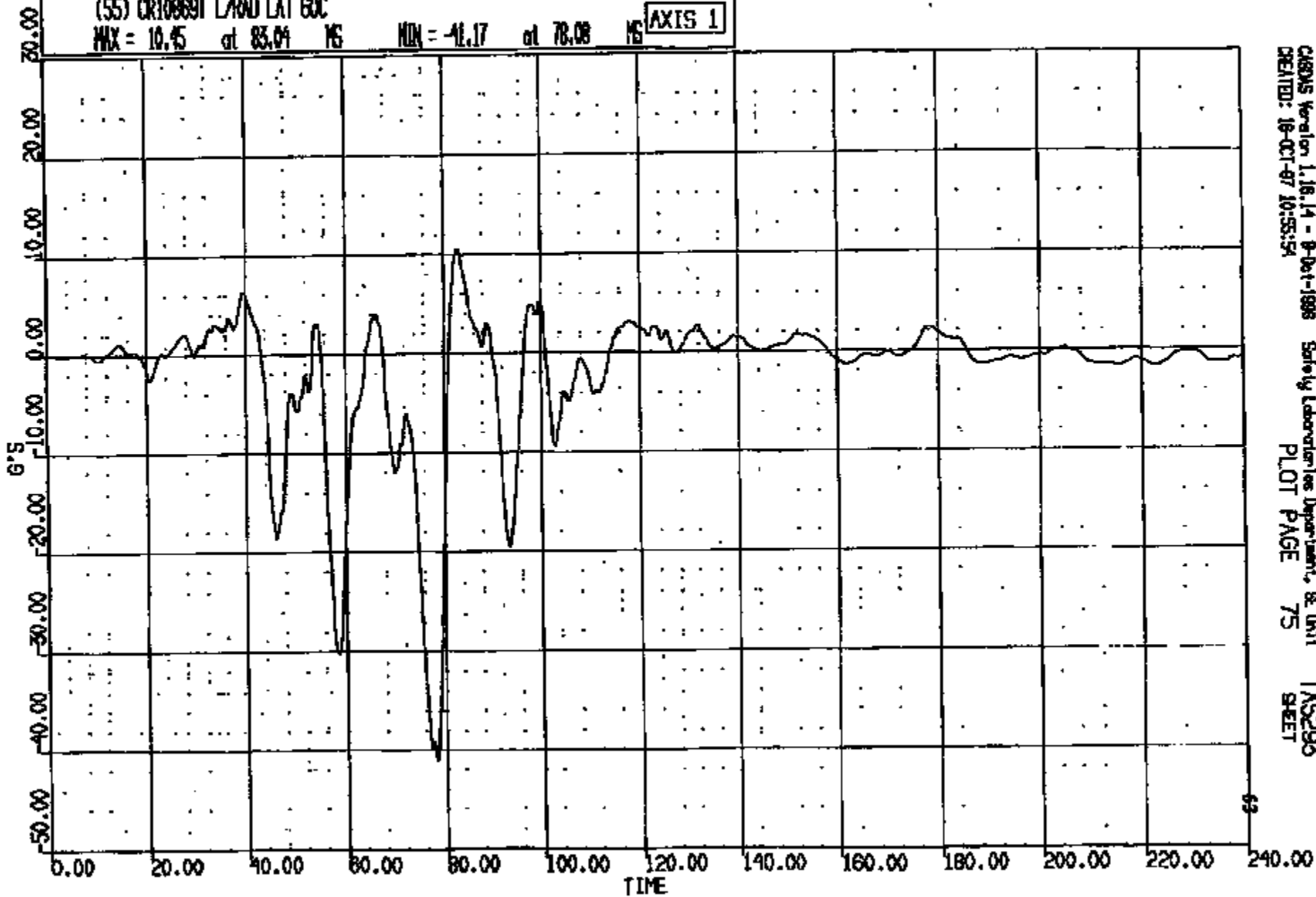
CRTS 0010869

CR R: 10869 TO: TAS293 DATE: 971018 10:27:37
199X DN-101 UNKNOWN

(55) CR10869T L/RND LAT 60C

MAX = 10.45 at 83.04 MS MIN = -41.17 at 78.08 MS

AXIS 1



CRS05 Version 1.16.14 - 9-26-1998
CREATED: 18-OCT-97 10:55:54

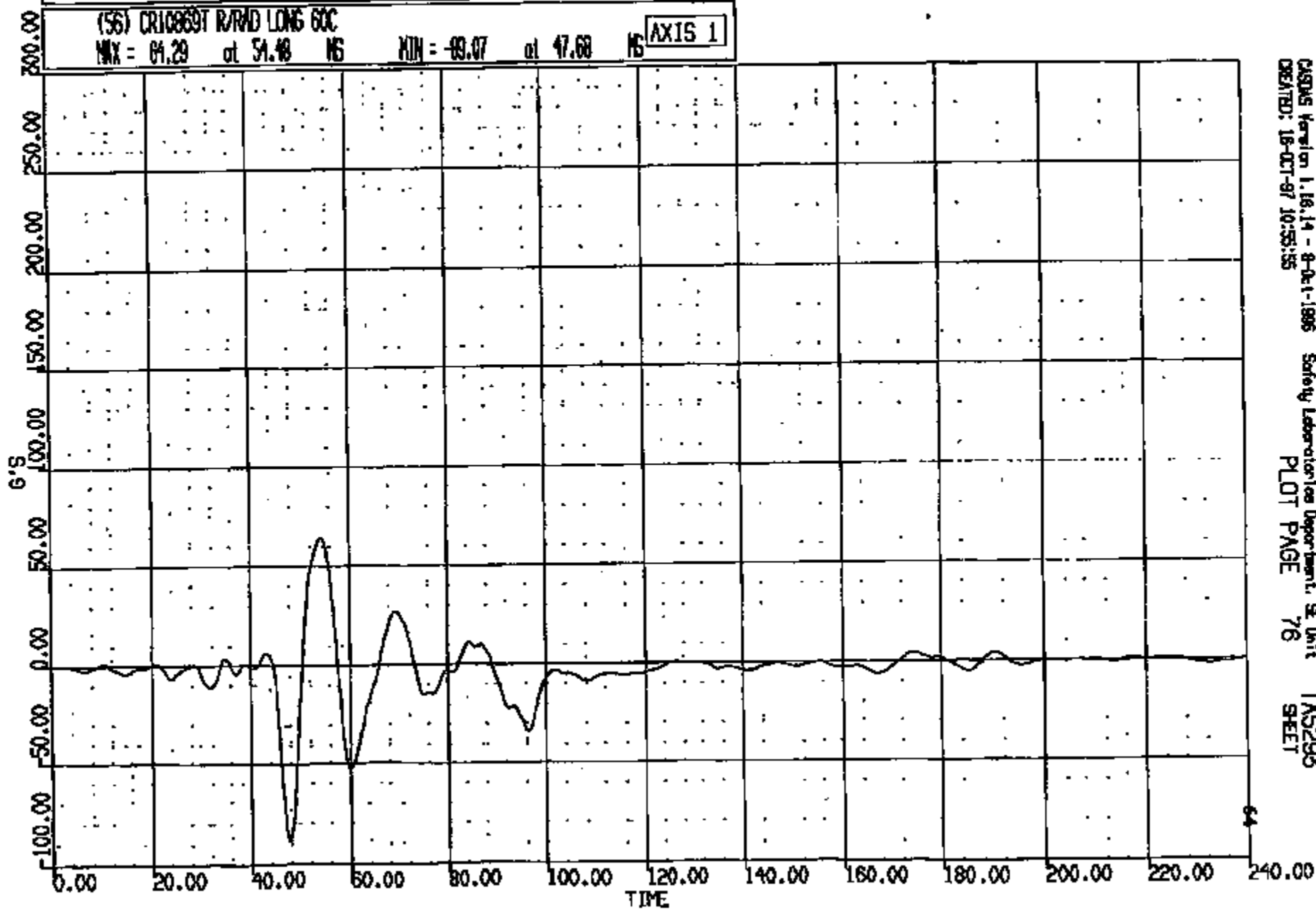
Safety Laboratories Department, SE Unit
PLOT PAGE 75

TAS293
SHEET

69

CRIS 0010869

CR R: 10869 TO: TAB293 DATE: 971016 10:27:57
199X DN-101 UNKNOWN



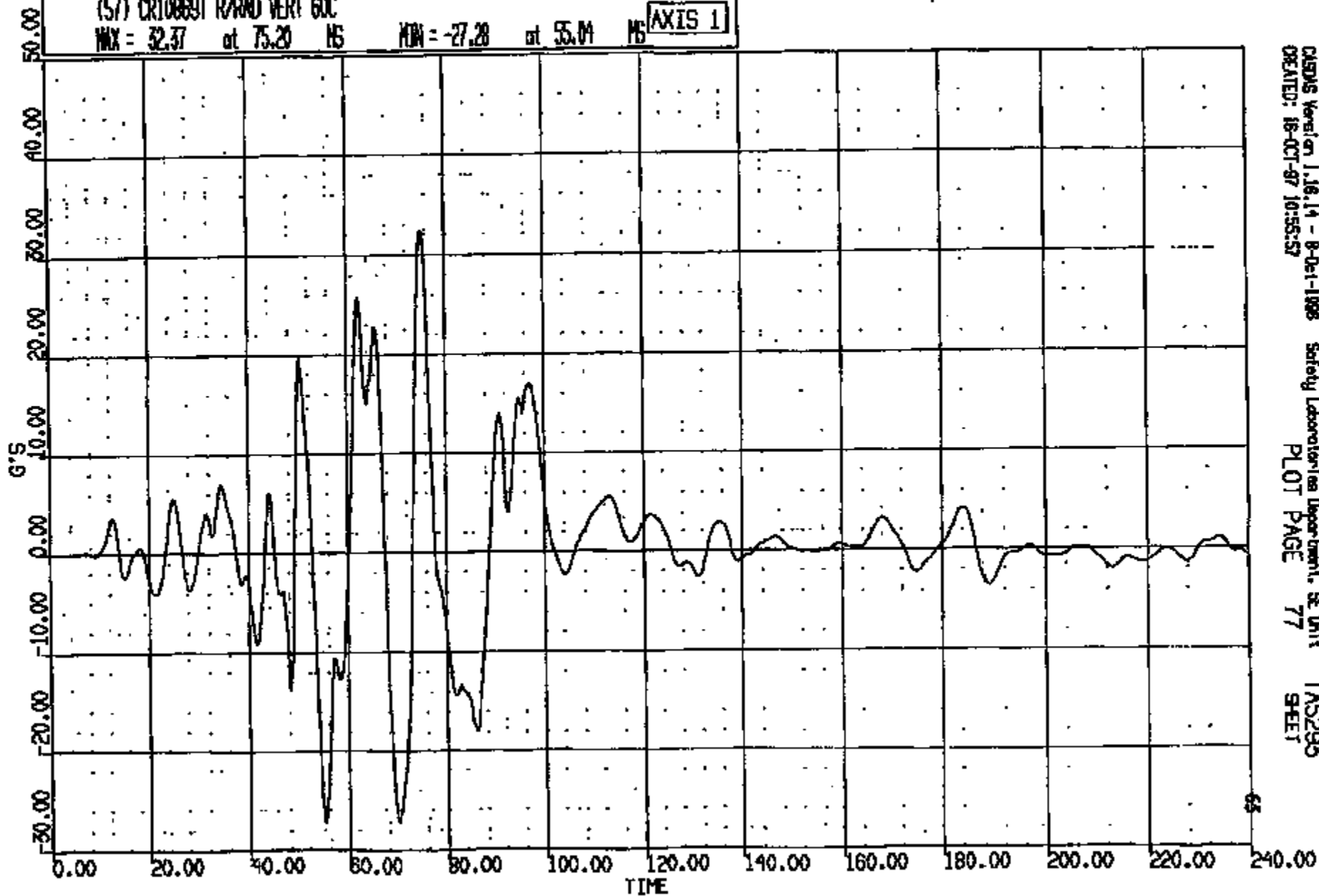
CRTS 0010869

CR R: 10869 TO: TAS293 DATE: 971018 10:27:57
189X DN-101 UNKNOWN

(57) CR10869T R/RAD VERT 60C

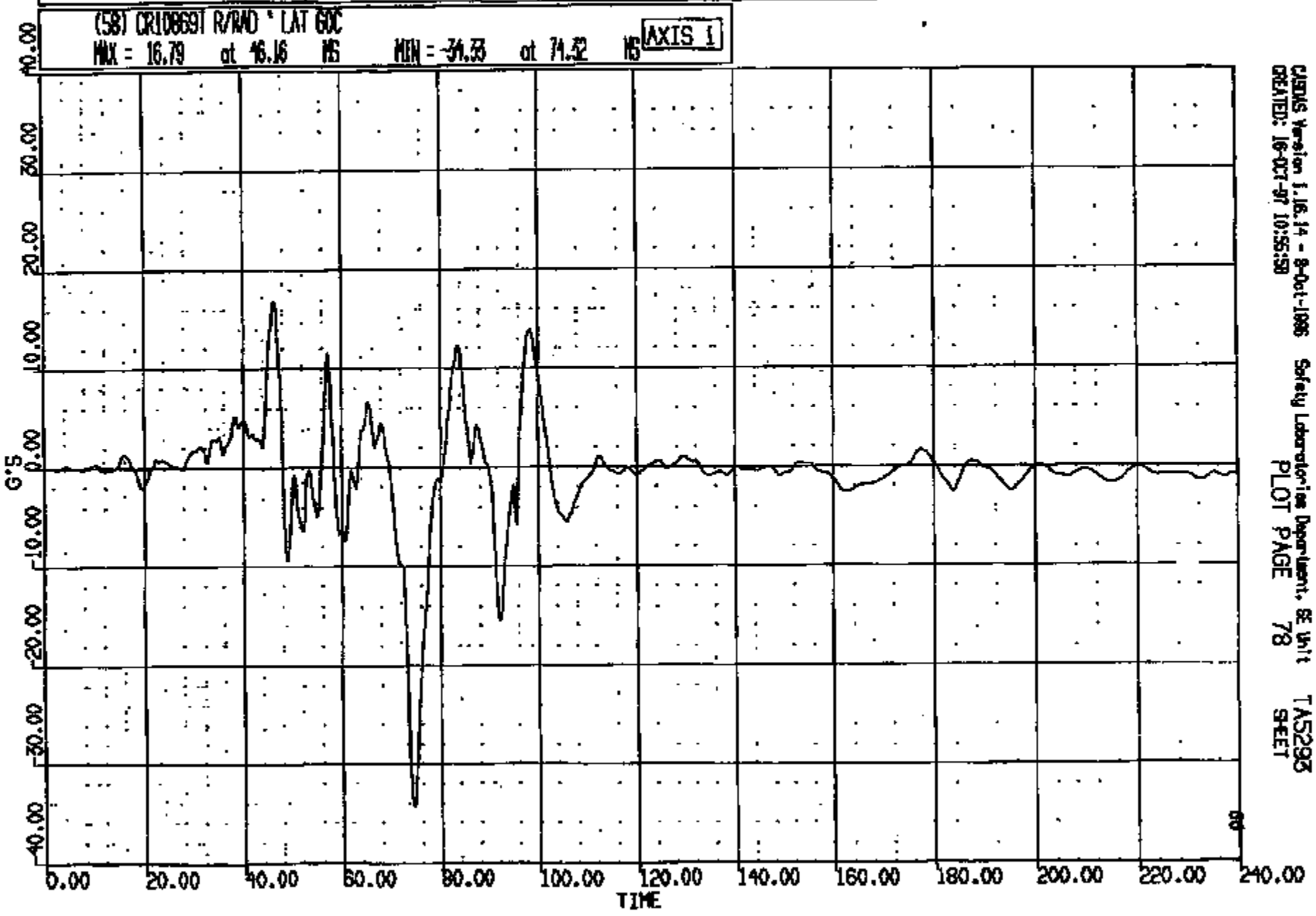
MAX = 32.37 at 75.20 MS MIN = -27.28 at 55.04 MS

AXIS 1



CRTS 0010869

CR R: 10869 TO: TAS293 DATE: 871018 10:27:37
189X DN-101 UNKNOWN



CRIS 0010869

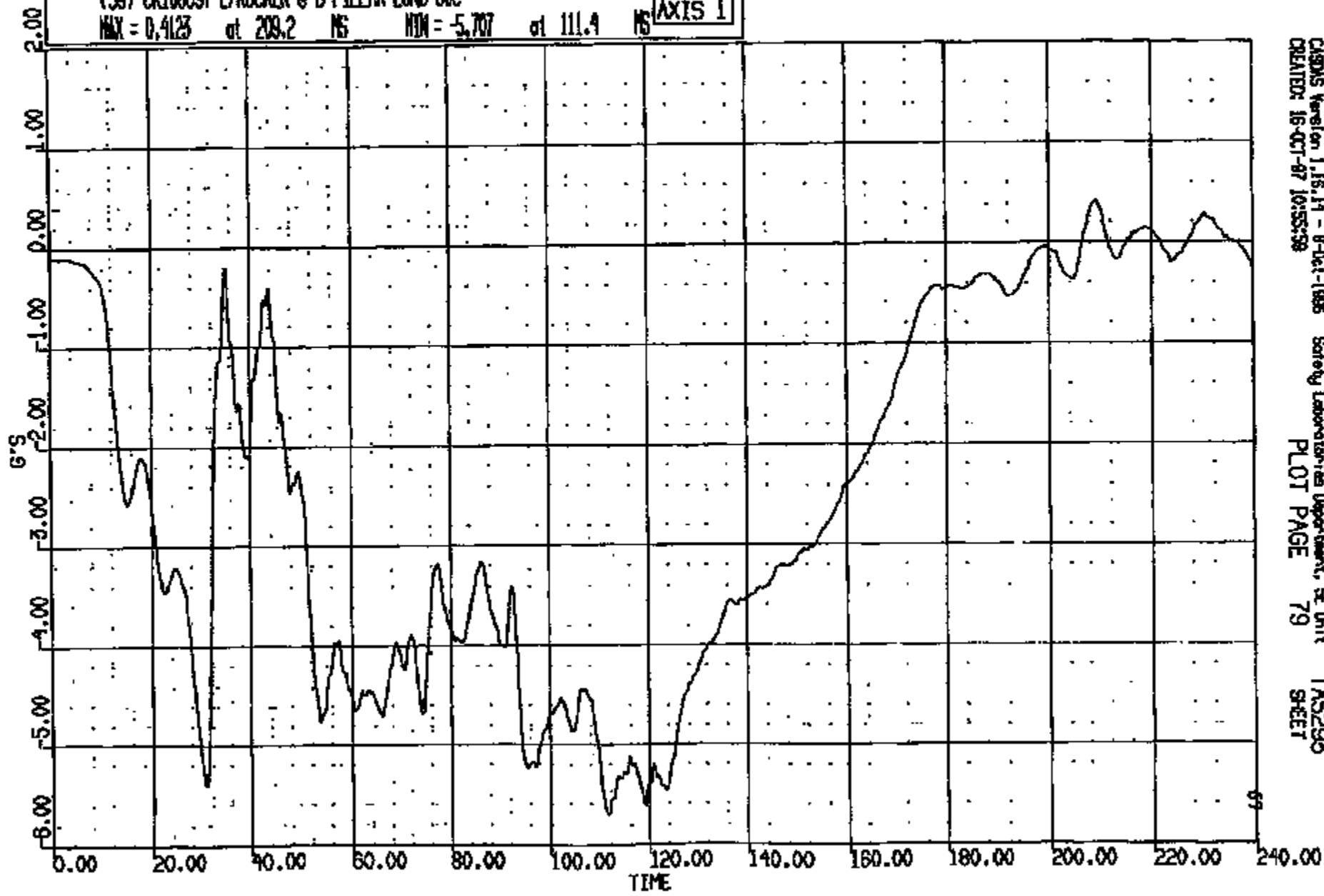
CASAS Version 1.16.14 - 8-Oct-1986 Safety Laboratories Department, SE Unit
CREATED: 16-OCT-87 10:55:50 PLOT PAGE 78 TAS293 SHEET

CR R: 10869 TO: TA5295 DATE: 971015 10:27:37
189X DN-101 UNKNOWN

(59) CR10869T L/ROCKER @ B-PILLAR LONG 60C

MAX = 0.4123 at 209.2 MS MIN = -5.707 at 111.4 MS

AXIS 1



CRS05 Version 1.15.14 - 8-Oct-1995
CREATED: 16-OCT-97 10:55:59

Safety Laboratories Department, SE Unit
PLOT PAGE 79

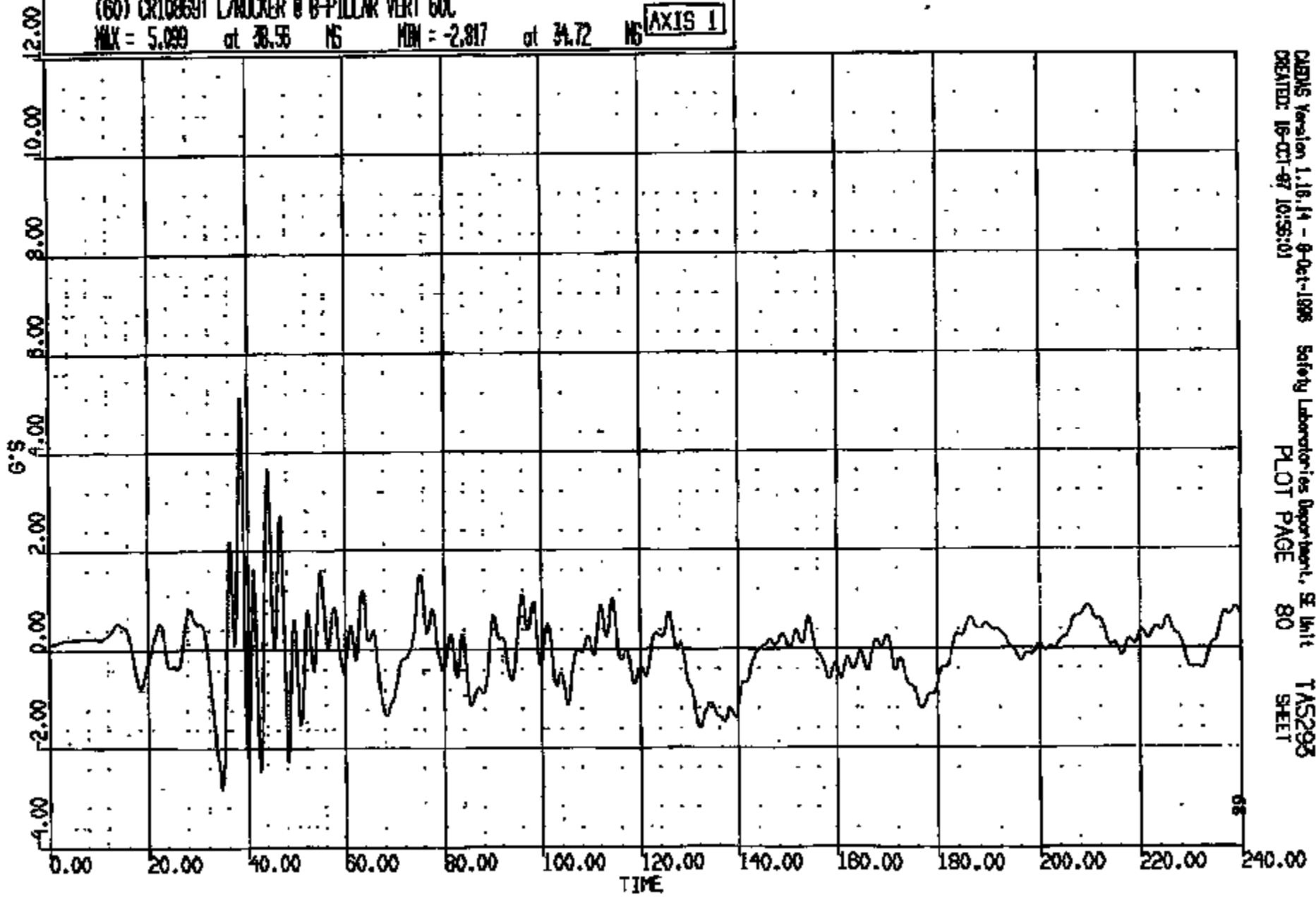
TA5295
SHEET

69

CRTS 0010869

CR R: 10869 TO: TAS295 DATE: 971018 10:27:57
100X DN-101 UNKNOWN

(60) CR10869T L/ROCKER @ B-PILLAR VERT 60C
MAX = 5.099 at 38.56 NS MIN = -2.817 at 34.72 NS **AXIS 1**

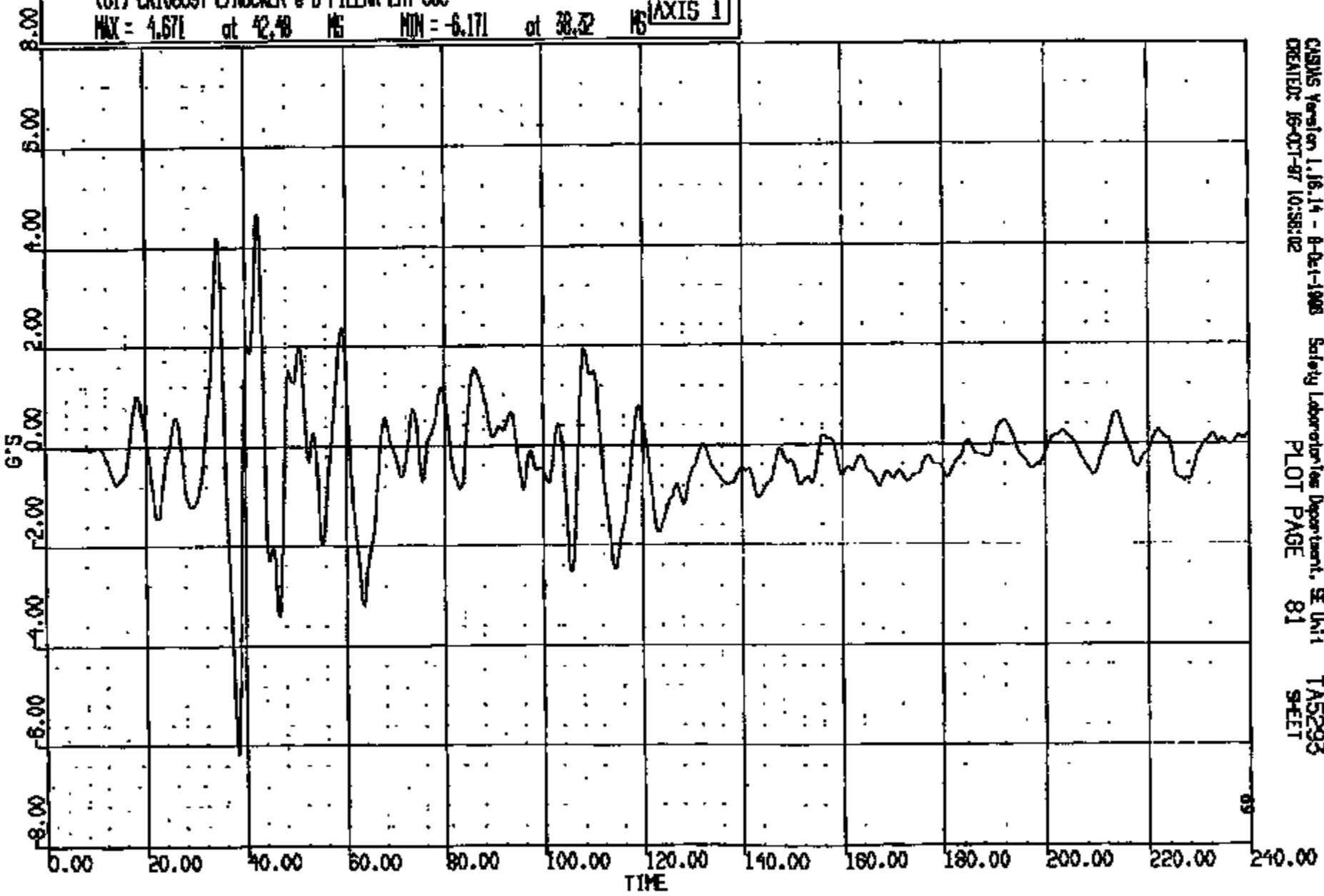


CRTS 0010869

CADDS Version 1.18.14 - 8-Oct-1998 Safety Laboratories Department, SE Unit
CREATED: 18-CT-97 10:56:01 TAS295
PLOT PAGE 80 SHEET

CR #: 10869 TO: TA5293 DATE: 871016 10:27:57
199X 07-101 UNKNOWN

(61) CR10869T L/ROCKER @ B-PILLAR LAT 60C
MAX = 4.671 at 42.48 MS MIN = -6.171 at 38.32 MS **AXIS 1**



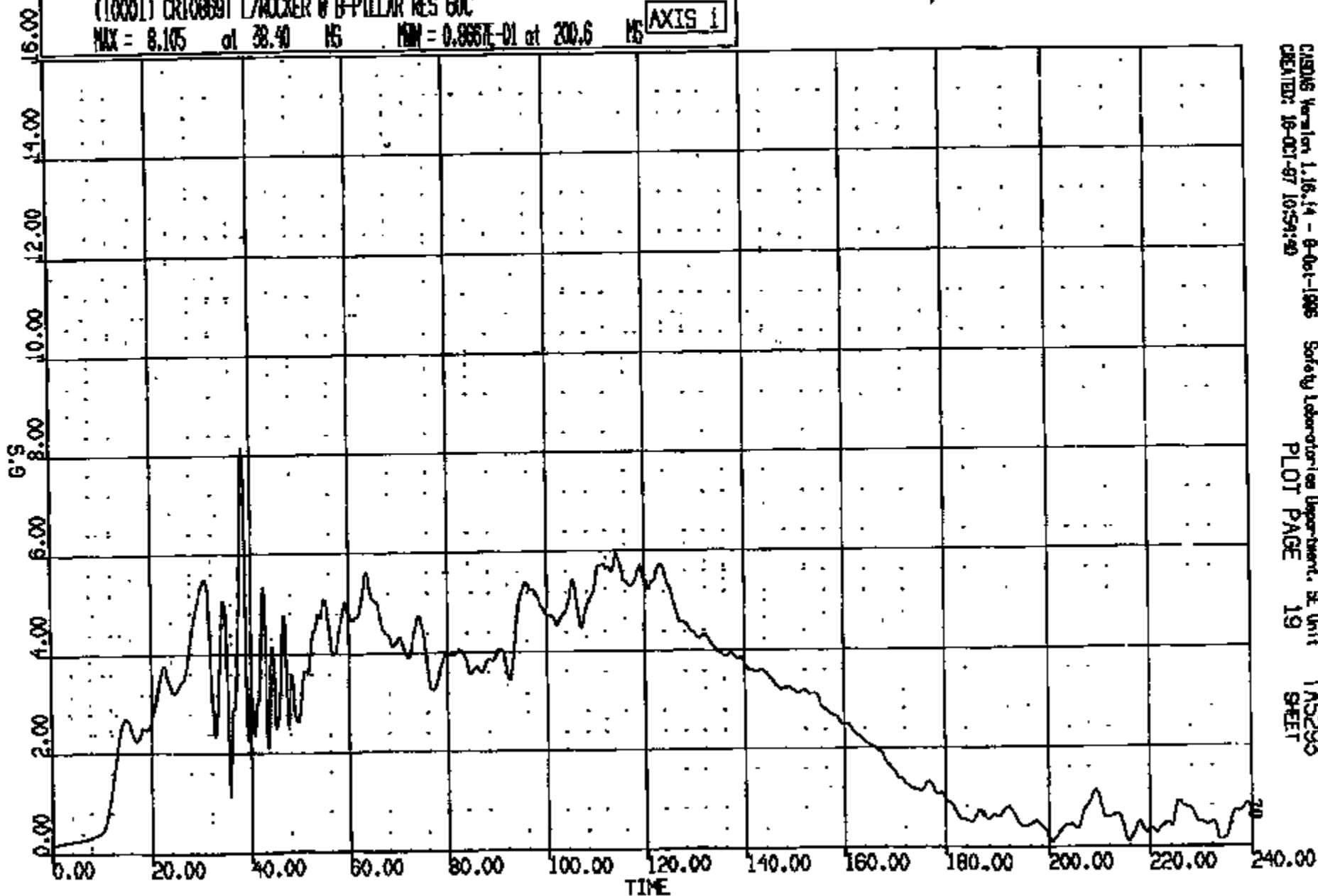
CRTS 0010869

CASMS Version 1.16.14 - 8-Oct-1998 Safety Laboratories Department, SE Unit
CREATED: 16-OCT-97 10:56:02 PLOT PAGE 81 TA5293
SHEET

CR R: 10869 TO: TA5293 DATE: 971016 10:27:37
199X DN-101 UNKNOWN

(10001) CR10869T L/ROCKER @ B-PILLAR RES 60C
MAX = 8.105 at 38.40 MS MIN = 0.8657E-01 at 200.6 MS

AXIS 1



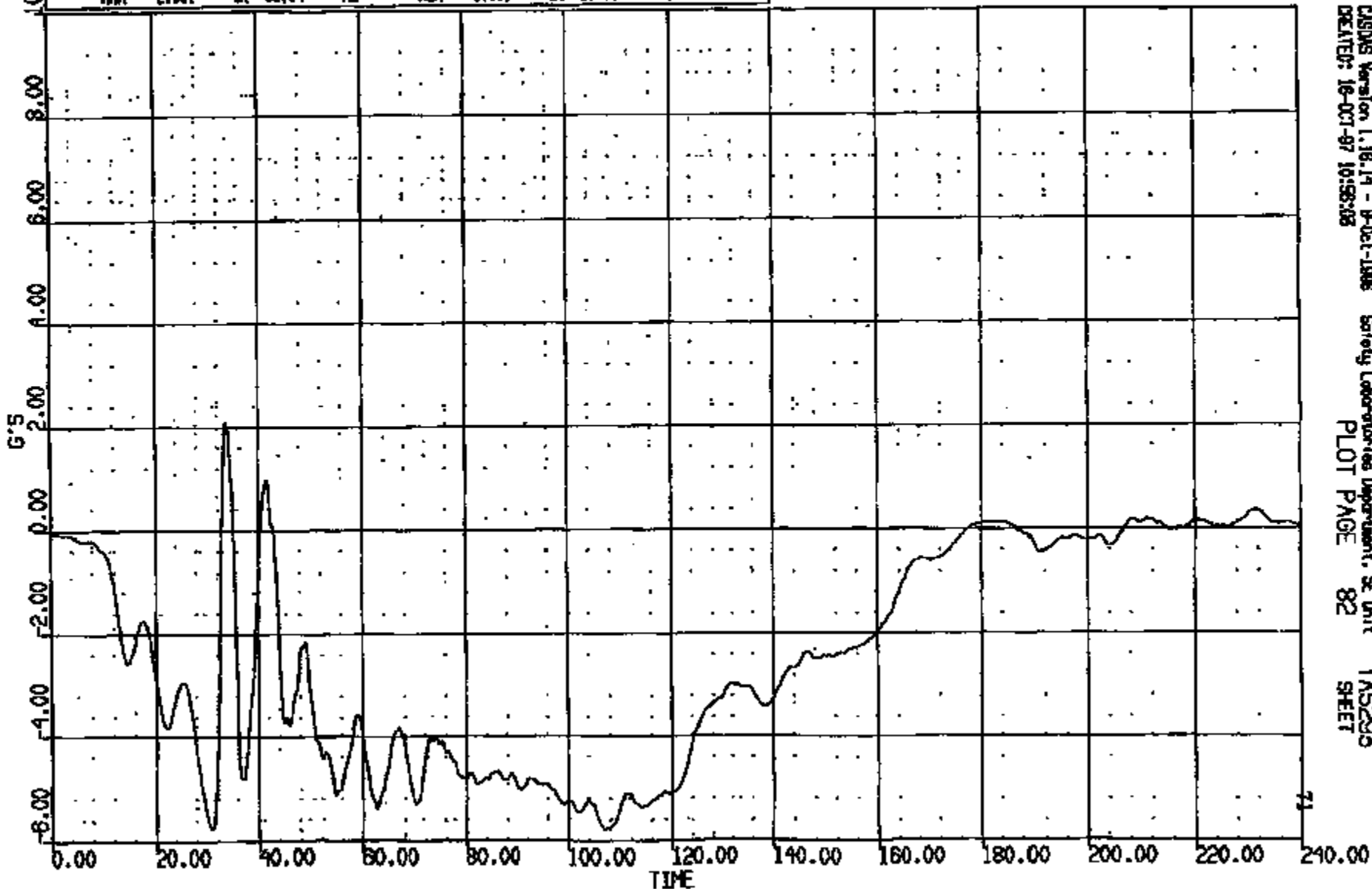
CRTS 0010869

CRS06 Version 1.16.14 - 8-Oct-1995 Safety Laboratories Department, SE Unit TA5293
CREATED: 16-Oct-97 10:59:49 PLOT PAGE 19 SHEET

CR #: 10869 TO: TAS293 DATE: 971018 10:27:57
199X DN-101 UNKNOWN

(62) CR10869T R/ROCKER @ B-PILLAR LONG 60C

MAX = 2.091 at 33.84 MS MIN = -5.801 at 107.0 MS **AXIS 1**



CASUS Version 1.16.14 - B-Oct-1998
CREATED: 16-Oct-97 10:58:08

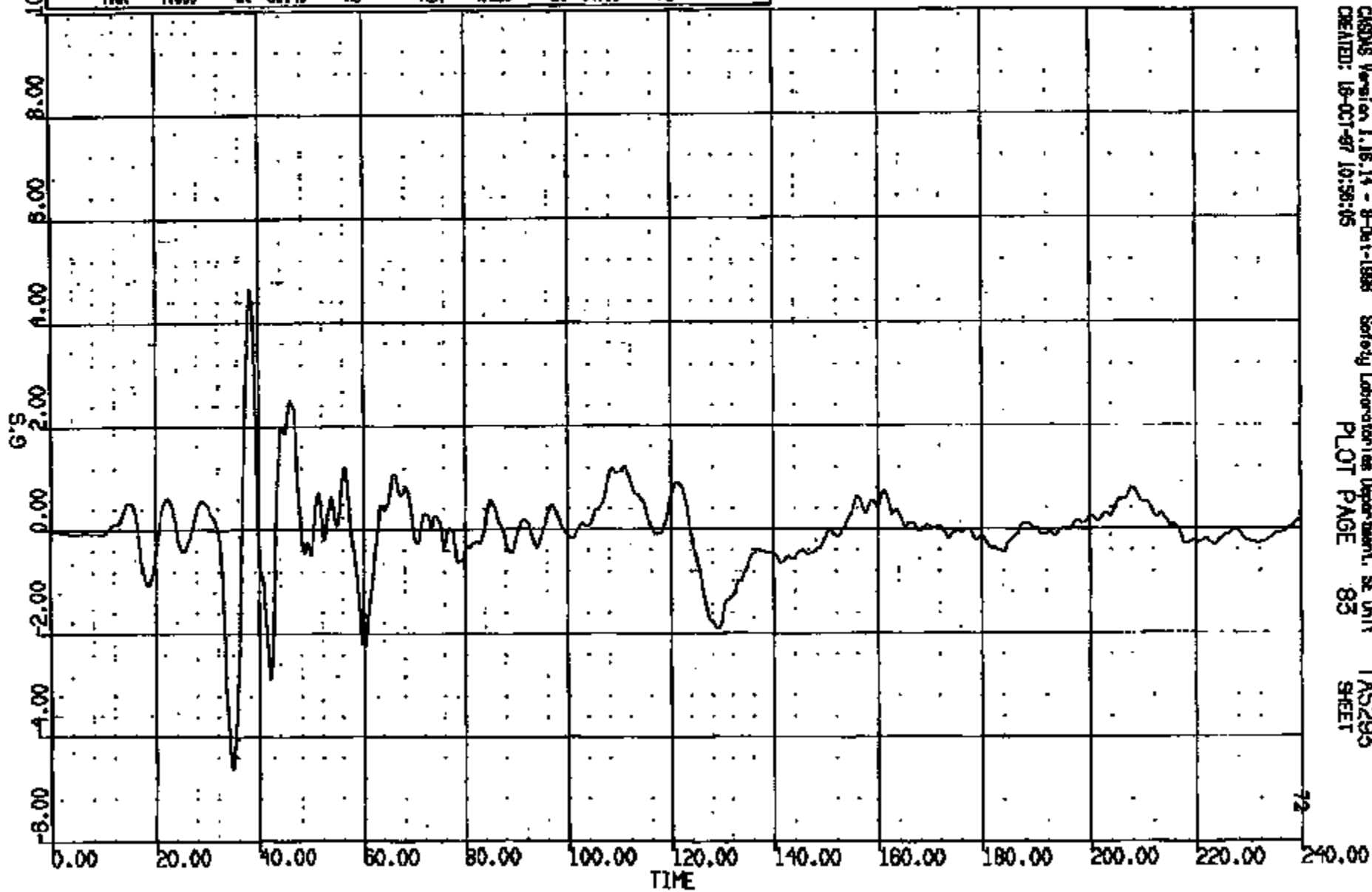
Safety Laboratories Department, SE Unit
PLOT PAGE 82

TAS293
SHEET

CRTS 0010869

CR R: 10869 TO: TAS293 DATE: 871018 10:27:37
189X DN-101 UNKNOWN

(63) CR10869T R/ROCKER @ B-PILLAR VERT GOC
MAX = 1.639 at 38.10 MS MIN = -4.626 at 31.95 MS AXIS 1

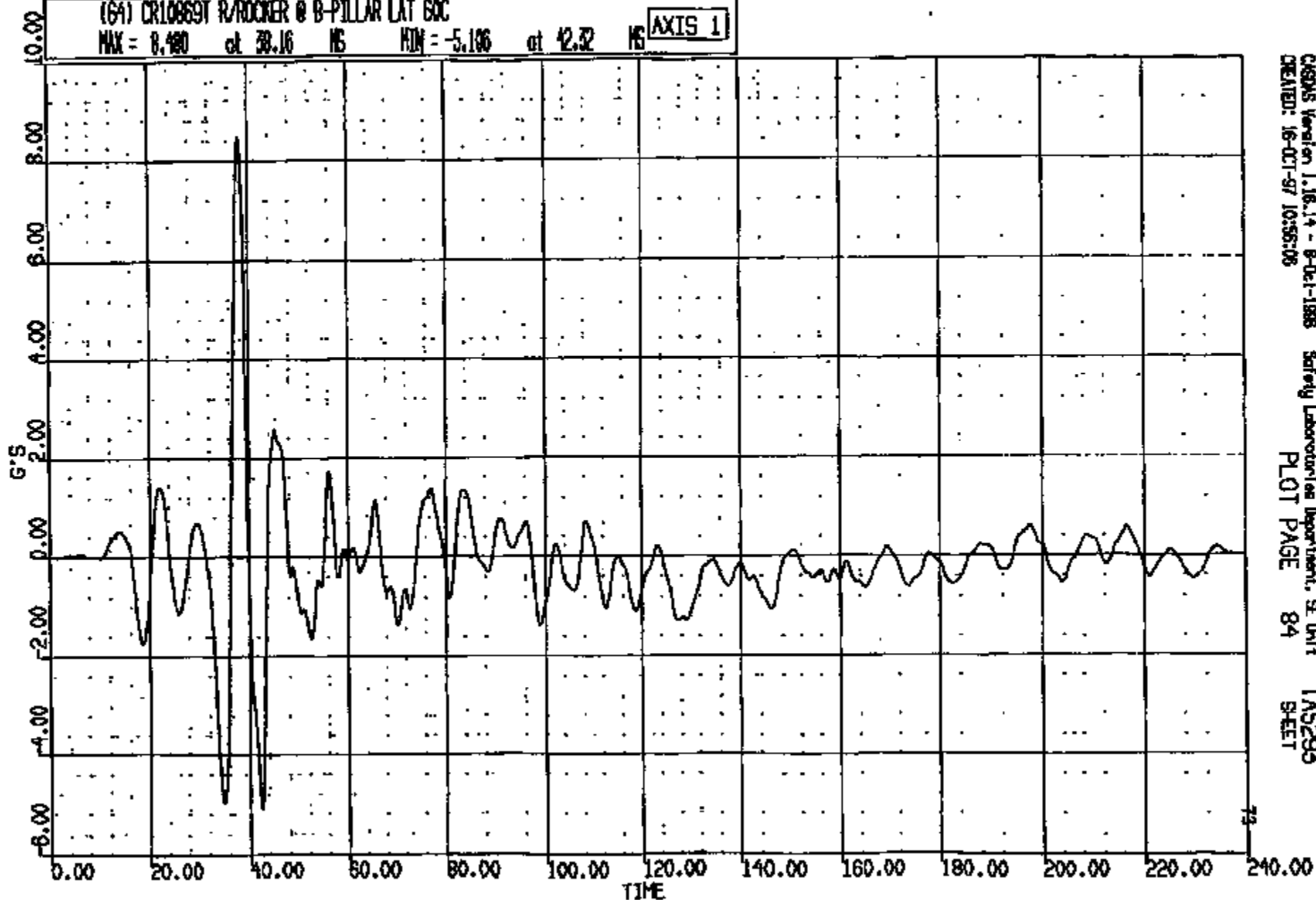


CASDS Version 1.16.14 - 8-Jul-1988 Safety Laboratories Department, SE Unit
CREATED: 18-OCT-87 10:56:05 PLOT PAGE 85 SHEET

CRIS 0010869

CR R: 10869 TO: TA5293 DATE: 971018 10:27:37
199X ON-101 UNKNOWN

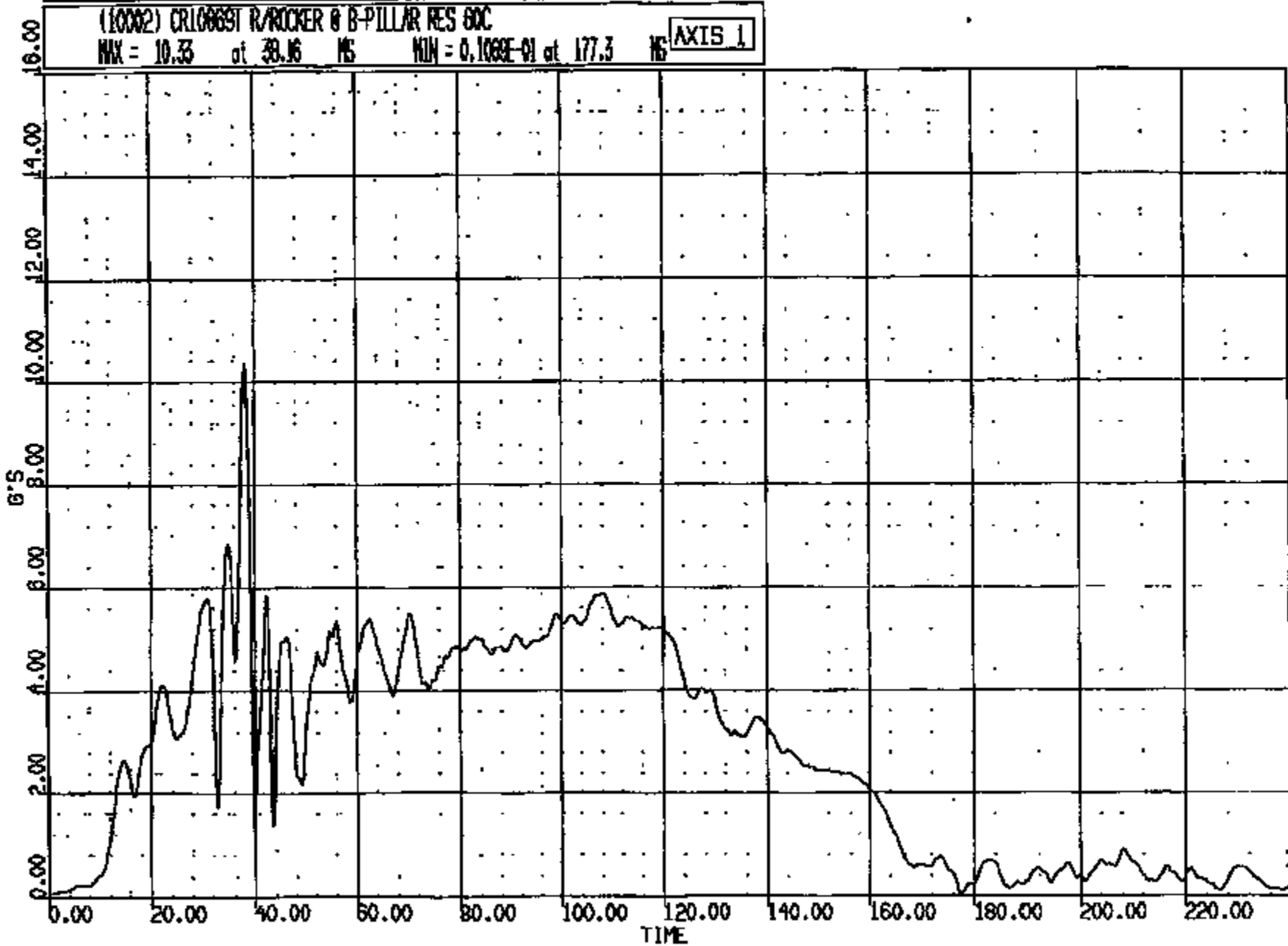
(64) CR10869T R/ROCKER @ B-PILLAR LAT SOC
MAX = 8.480 at 38.16 MS MIN = -5.186 at 42.32 MS **AXIS 1**



CASOS Version 1.16.14 - 8-Oct-1988 Safety Laboratories Department, SE Unit TA5293
CREATED: 16-OCT-97 10:55:06 PLOT PAGE 84 SHEET

CRTS 0010869

CR R: 10869 TO: TAS293 DATE: 971016 10:27:37
189X 07-10: UNKNOWN



CRIS 0010869

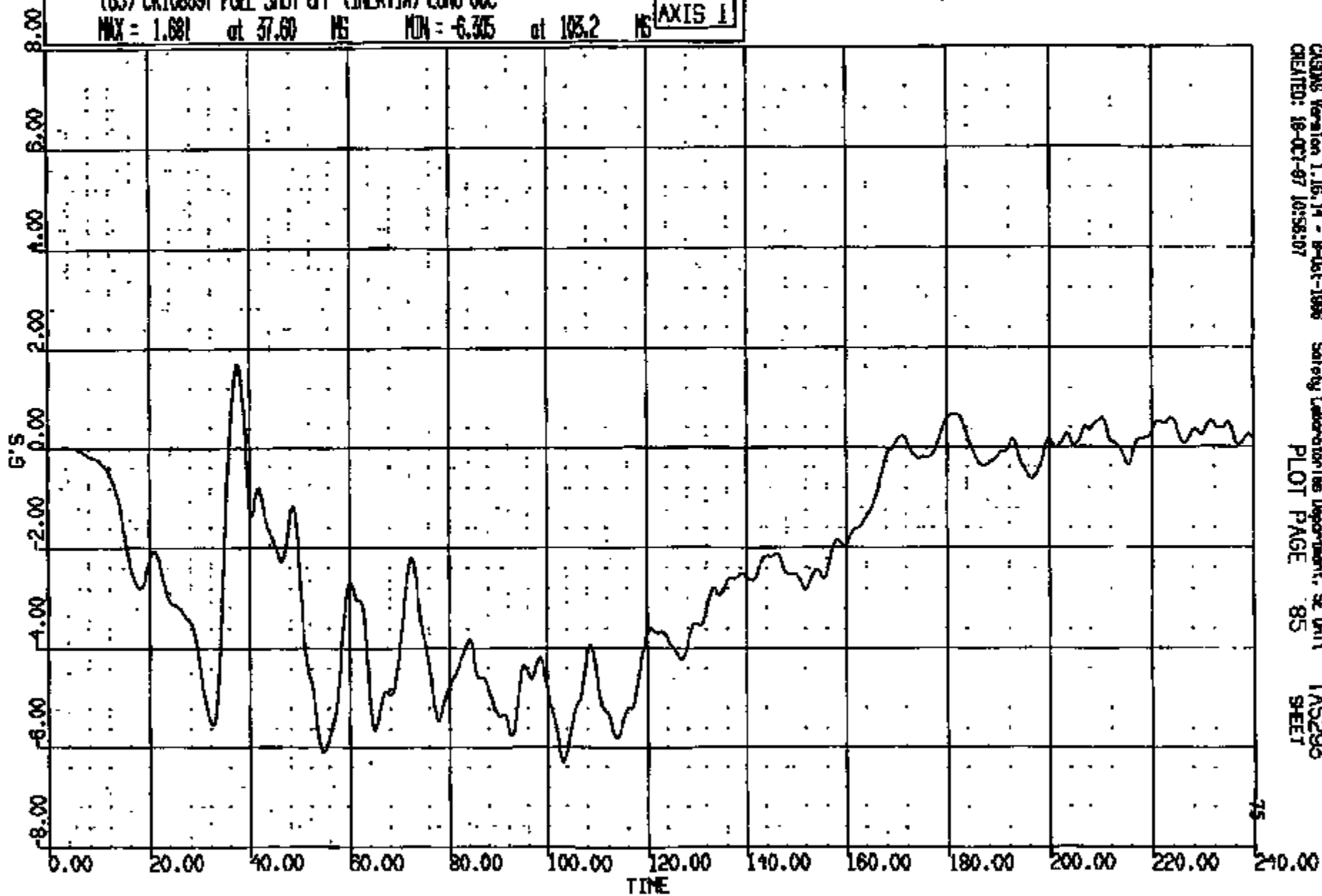
CRS005 Version 1.16.14 - 8-Oct-1998 Safety Laboratories Department, SE Unit
CREATED: 18-OCT-97 10:34:41
PLOT PAGE 20
TAS293
SHEET

OR R: 10889 TO: TAS295 DATE: 971018 10:27:37
100X DN-101 UNKNOWN

(65) CR10889T FUEL SHUT OFF (INERTIA) LONG GDC

MAX = 1.681 at 37.60 MS MIN = -6.305 at 103.2 MS

AXIS 1

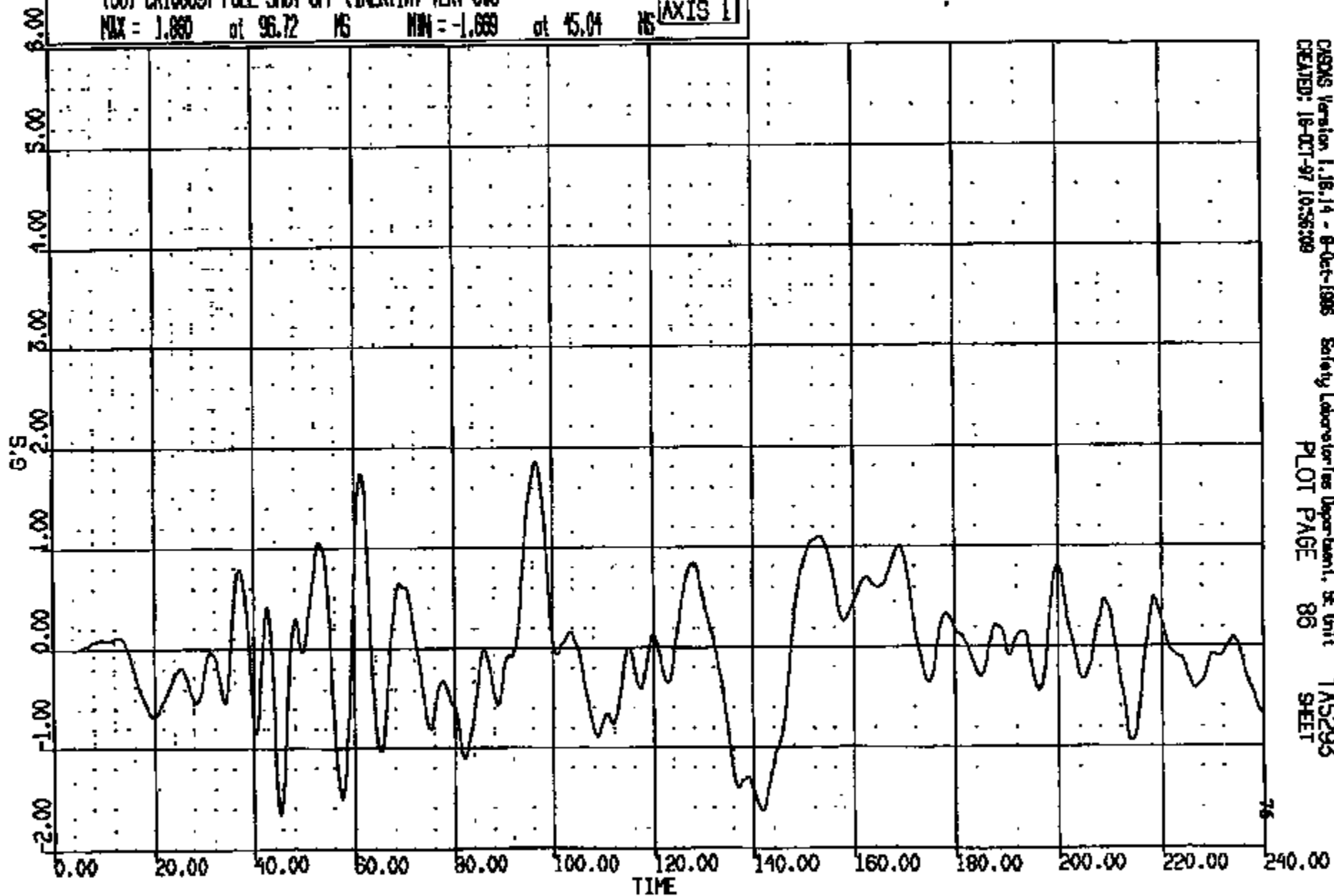


CR R: 10869 TO: TAS293 DATE: 971018 10:27:57
188X DN-101 UNKNOWN

(66) CRT0869T FUEL SHUT OFF (INERTIA) VERY 60C

MAX = 1.880 at 96.72 MS MIN = -1.669 at 45.04 MS

AXIS 1



CRSRS Version 1.18.14 - 8-Oct-1996
CREATED: 18-OCT-97 10:56:09

Safety Laboratories Department, SE Unit
PLOT PAGE 86

TAS293
SHEET

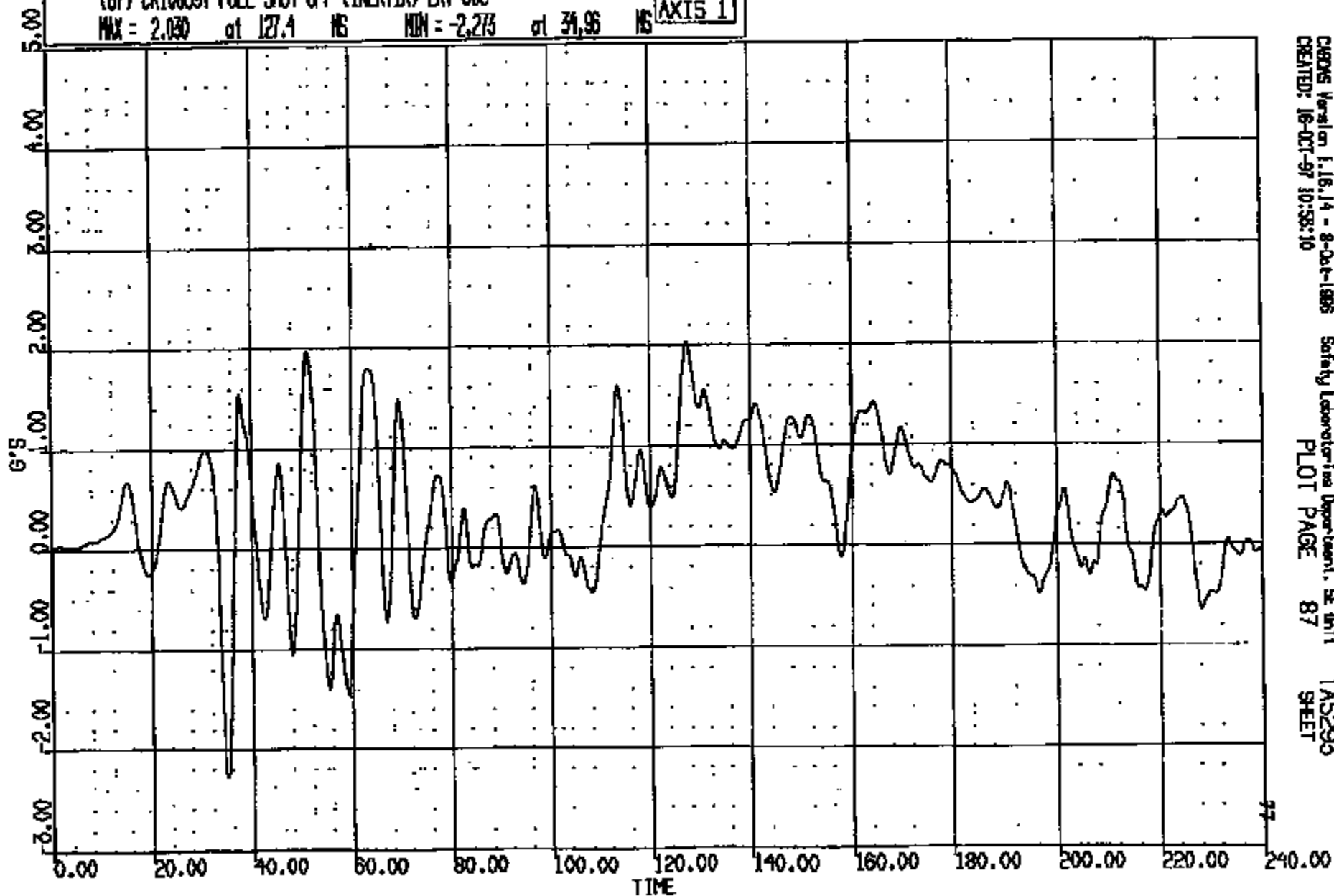
CRIS 0010869

CR R: 10889 TO: TAS293 DATE: 971018 10:27:57
189X DN-101 UNKNOWN

(67) CR10869 FUEL SHUT OFF (INERTIA) LAT 60C

MAX = 2.030 at 127.4 MS MIN = -2.273 at 31.95 MS

AXIS 1



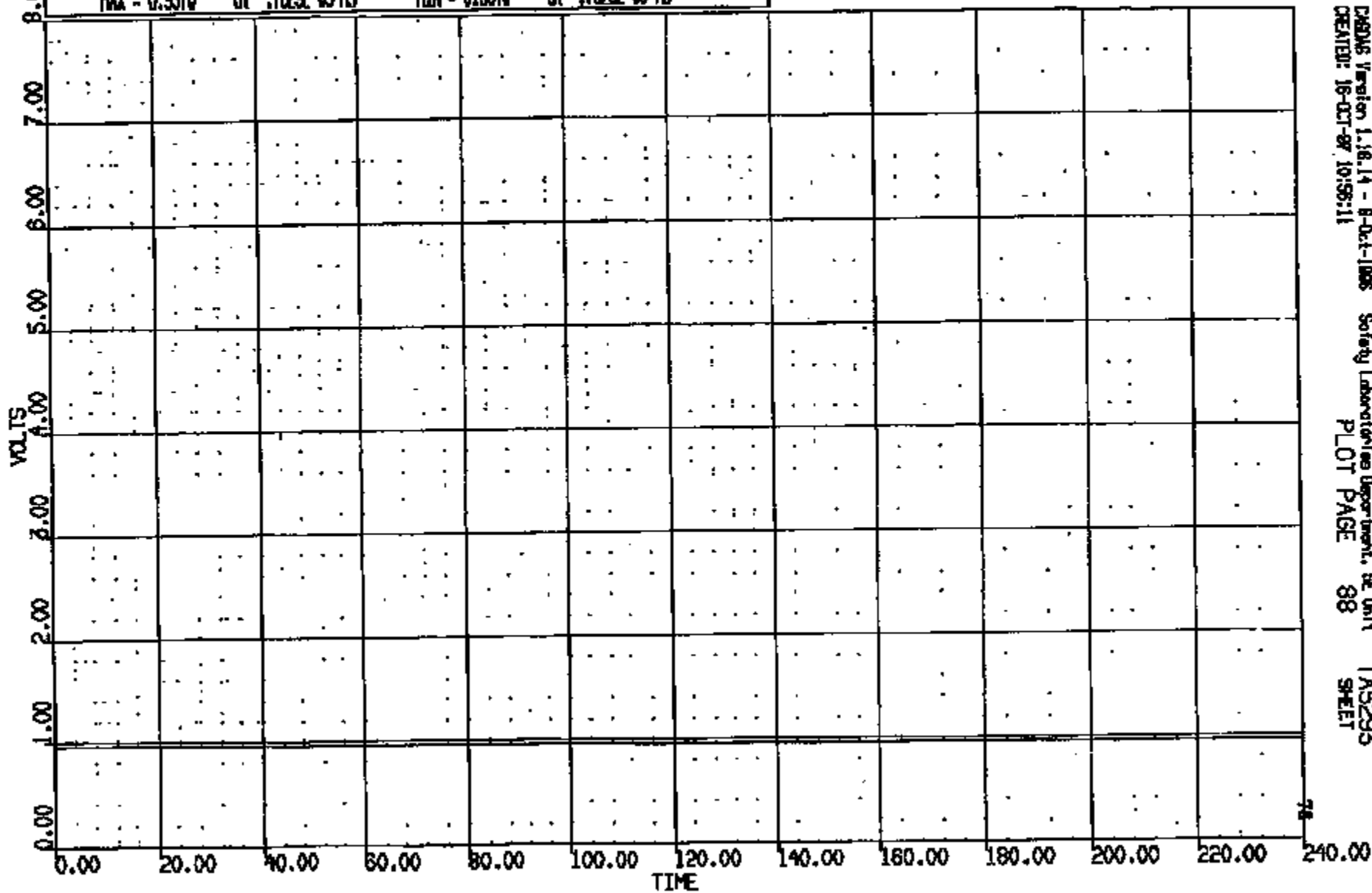
CRTS 0010869

DR R: 10889 TO: TA5295 DATE: 971016 10:27:37
189X DN-101 UNKNOWN

(68) CR10889T FUEL SHUT OFF (INERTIA) SM 4000C

MAX = 0.9570 at -.7629E-05 MS MIN = 0.9570 at -.7629E-05 MS

AXIS 1

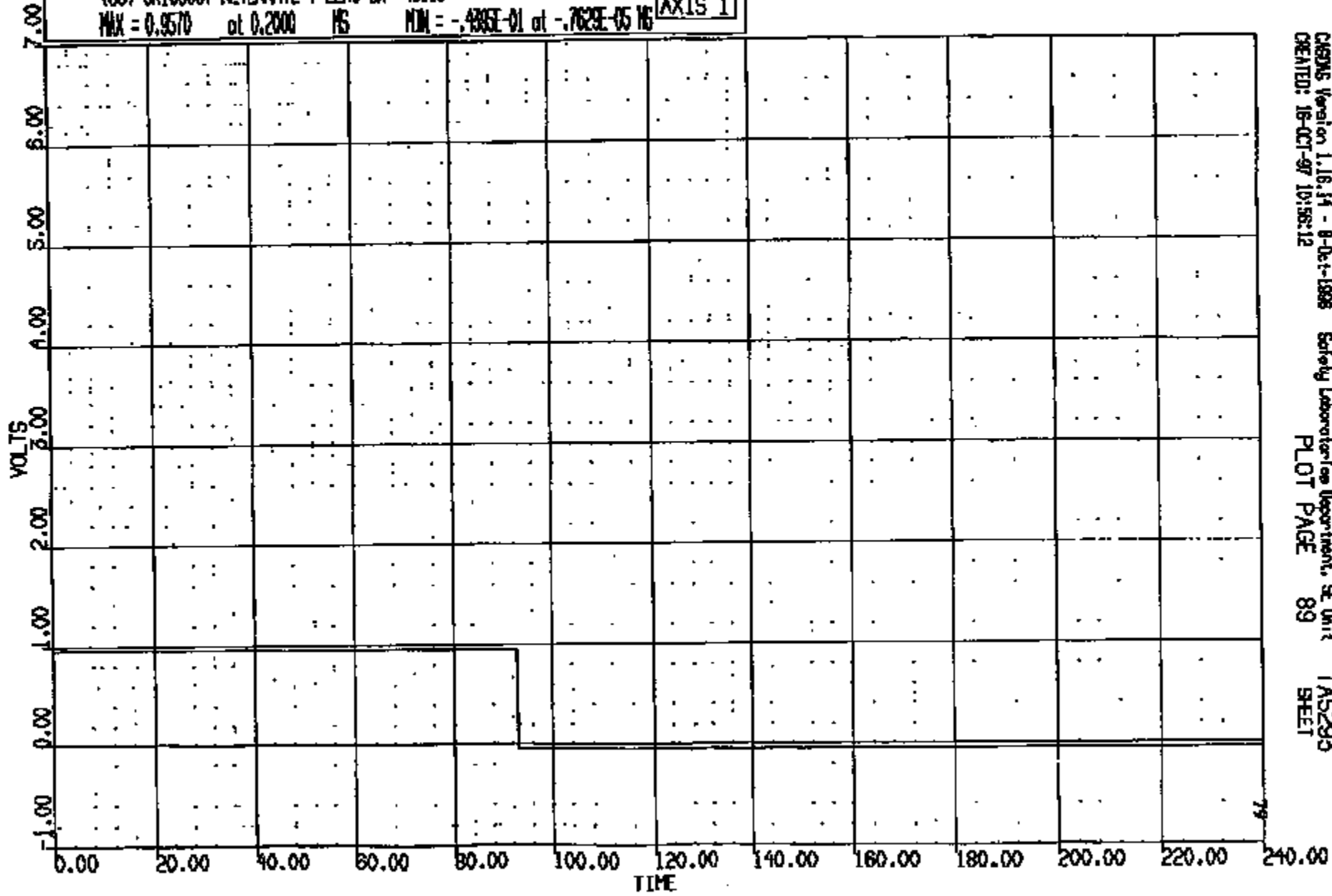


CRTS 0010869

CR R: 10869 TO: TAS293 DATE: 971019 10:27:57
199X DN-101 UNKNOWN

(69) CR10869T ALTERNATE T-ZERO SW 4000C
MAX = 0.9570 at 0.2000 NS MIN = -.4895E-01 at -.7629E-05 NS

AXIS 1

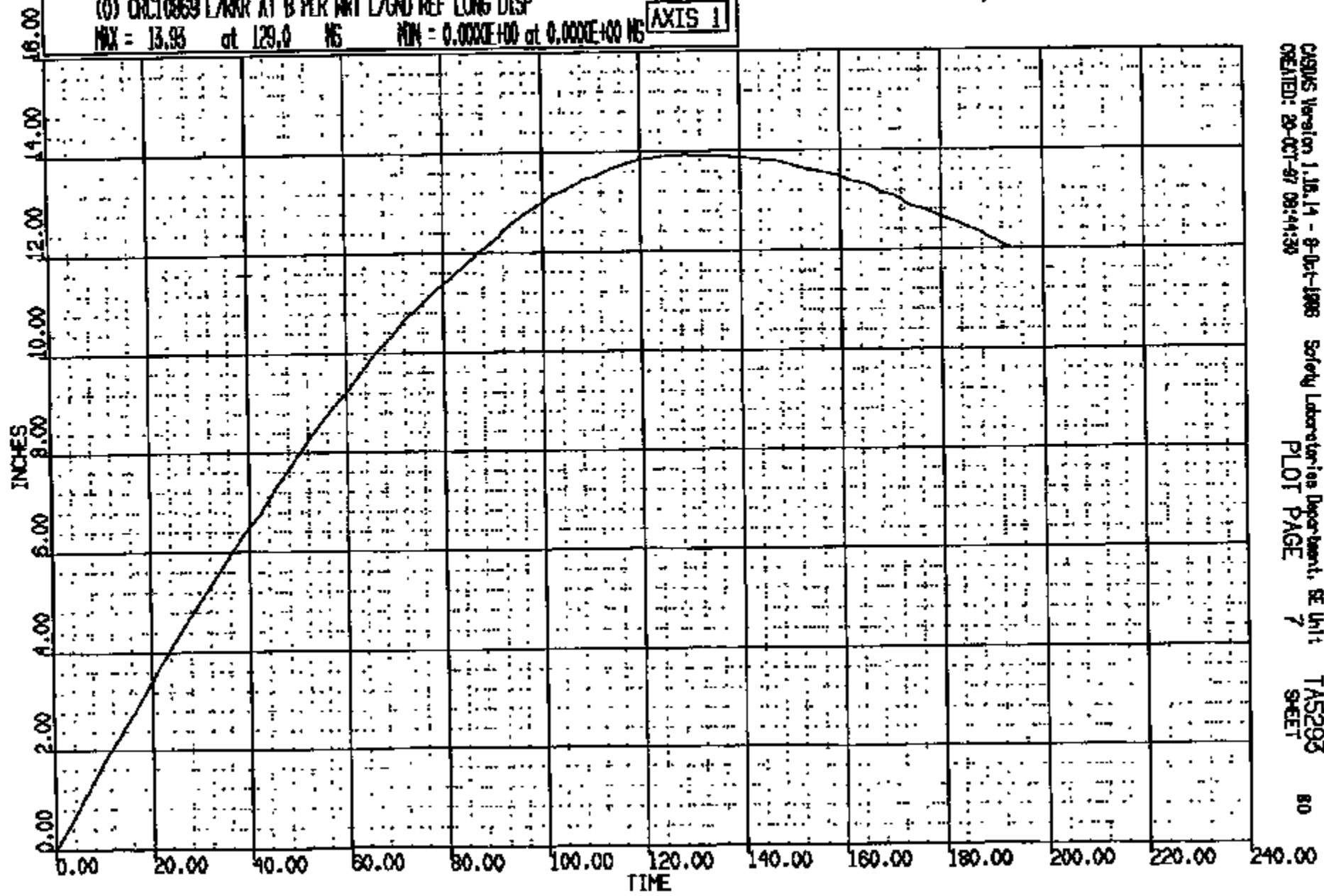


CRTS 0010869

CR R: 10880 TO: TAS293 DATE: 871016 10:27:57
188X DN-101 UNKNOWN

(0) CR10869 L/RNR AT B PER WRT L/ND REF LONG DISP
MAX = 13.93 at 129.0 NS MIN = 0.000E+00 at 0.000E+00 NS

AXIS 1

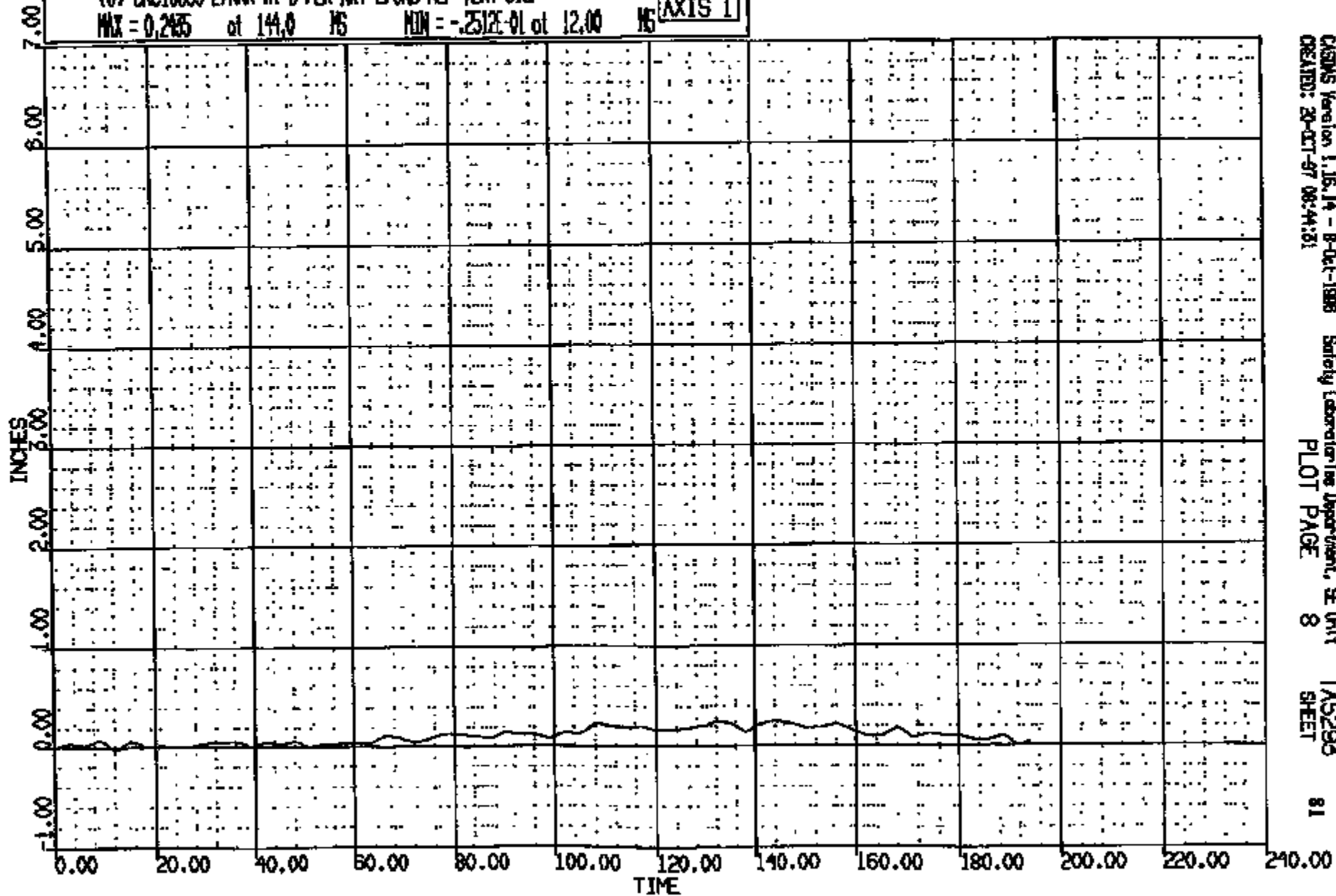


CRIS 0010869

CRSUS Version 1.16.14 - 8-Oct-1988 Safety Laboratories Department, SE Unit TAS293
CREATED: 20-OCT-87 09:44:30 PLOT PAGE 7 SHEET 80

CR R: 10869 TO: T45293 DATE: 871016 10:27:37
100X ON-101 UNKNOWN

(0) CRC10869 L/R/R AT B PLR NRT L/GND REF VERT DISP
MAX = 0.2435 at 144.0 MS MIN = -.2512E-01 at 12.00 MS **AXIS 1**

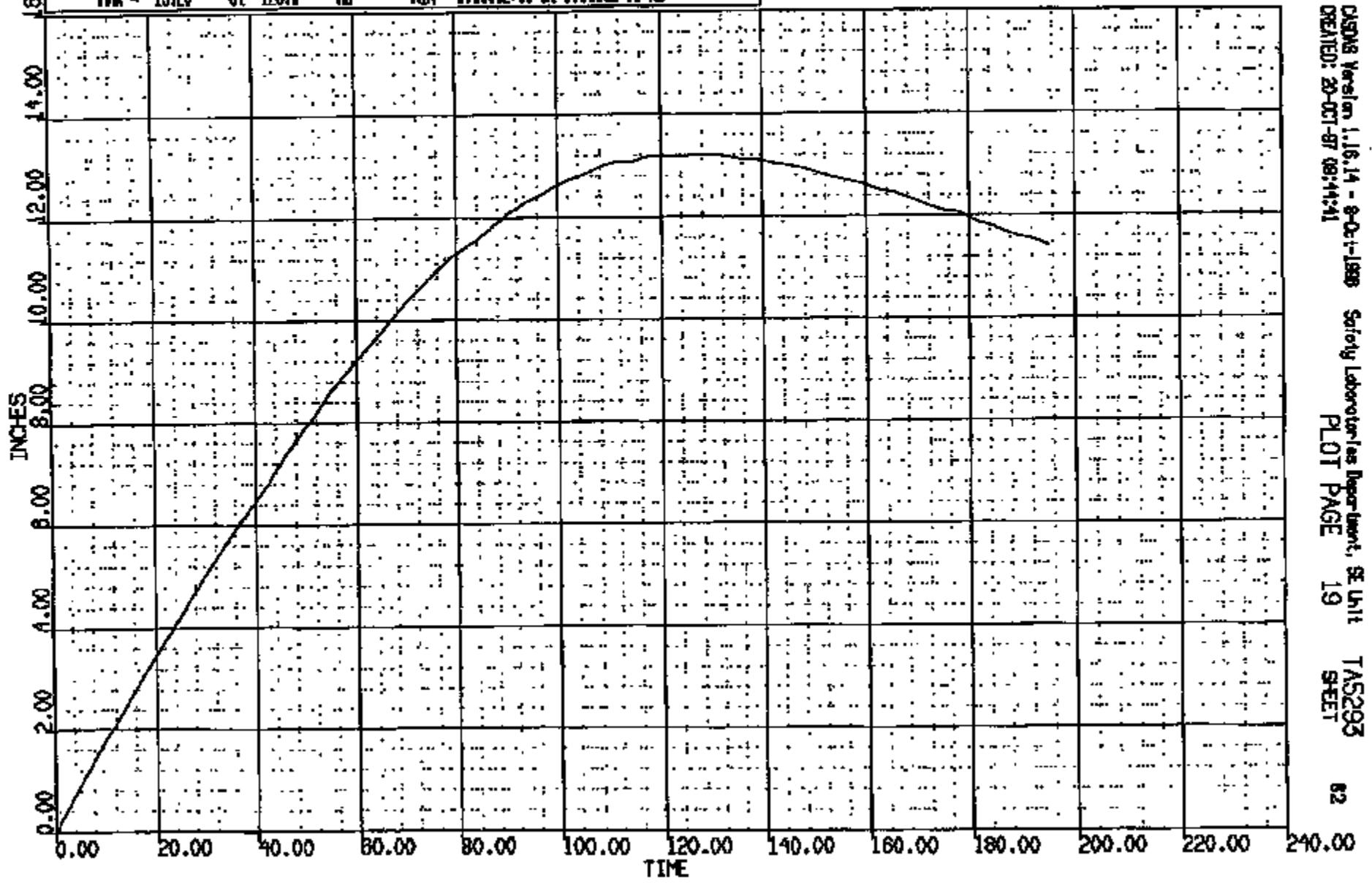


CRTS 0010869

CR #: 10869 TO: TAB293 DATE: 071018 10:27:37
189X DN-101 UNKNOWN

(0) CR10869 R/R/R AT B PLR WRT R/END REF LONG DISP
MAX = 13.20 at 129.0 MS MIN = 0.000E+00 at 0.000E+00 MS

AXIS 1

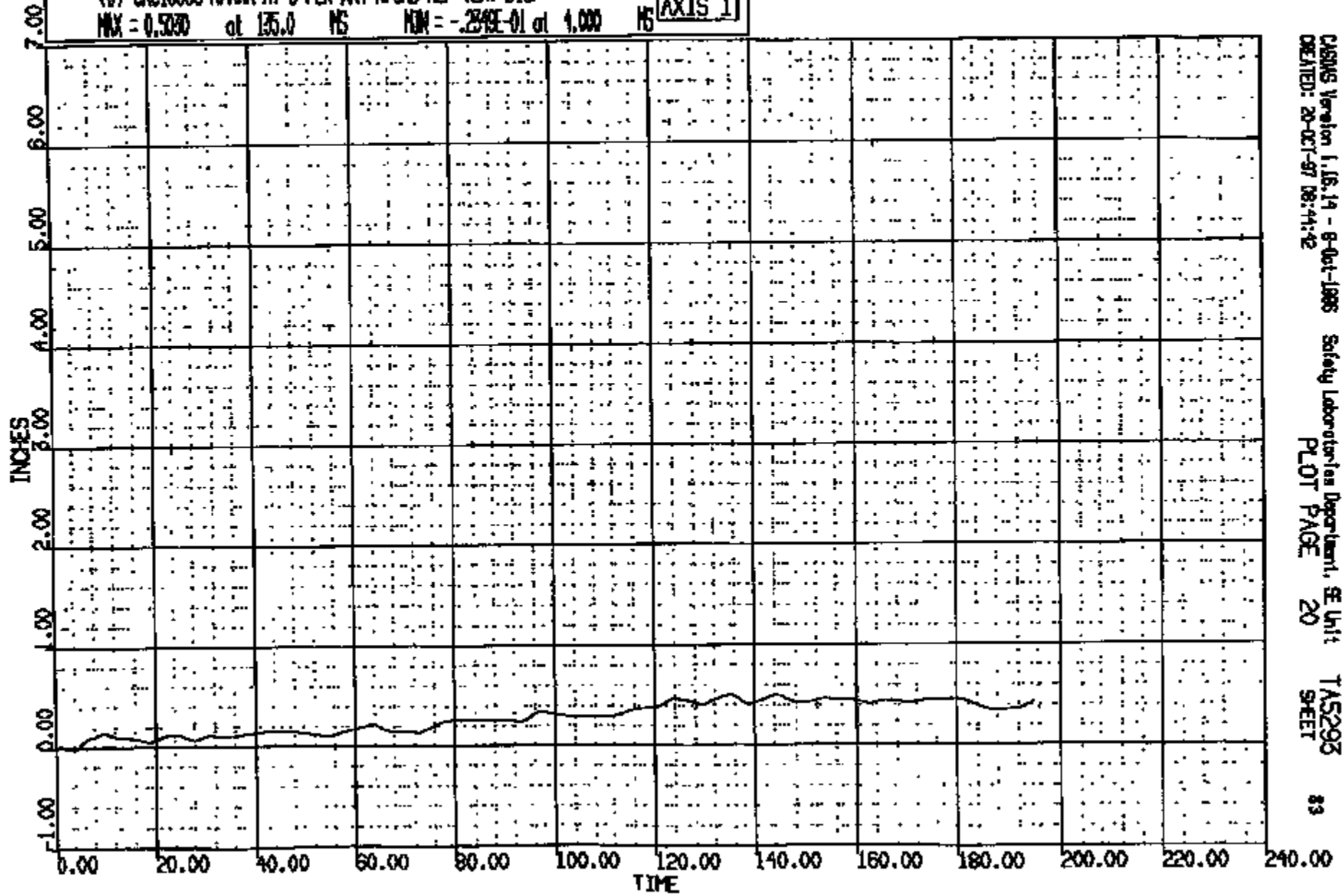


CR1S 0010869

CRS08 Version 1.16.14 - 8-Oct-1988 Safety Laboratories Department, SE Unit TAB293
CREATED: 20-OCT-87 09:44:41 PLOT PAGE 19 SHEET 82


CR R: 10869 TO: T5295 DATE: 071016 10:27:37
189X DN-101 UNKNOWN

(0) CRC10869 R/RKR AT B PLR WRT R/GND REF VERT DISP
MAX = 0.5000 at 135.0 MS MIN = -.289E-01 at 1.000 MS AXIS 1



CRTS 0010869


CASING Version 1.16.14 - 8-Oct-1985 Safety Laboratories Department, SE Unit T5295
CREATED: 20-OCT-97 08:44:42 PLOT PAGE 20 SHEET 83



Name :

10869001 .JPG

CRTS 0010869



CRTS 0010869

Name:

10869002.JPG



Name :

10869003.JPG


CRJTS 0010869




10869004.JPG

Images:

CRTS 0010869

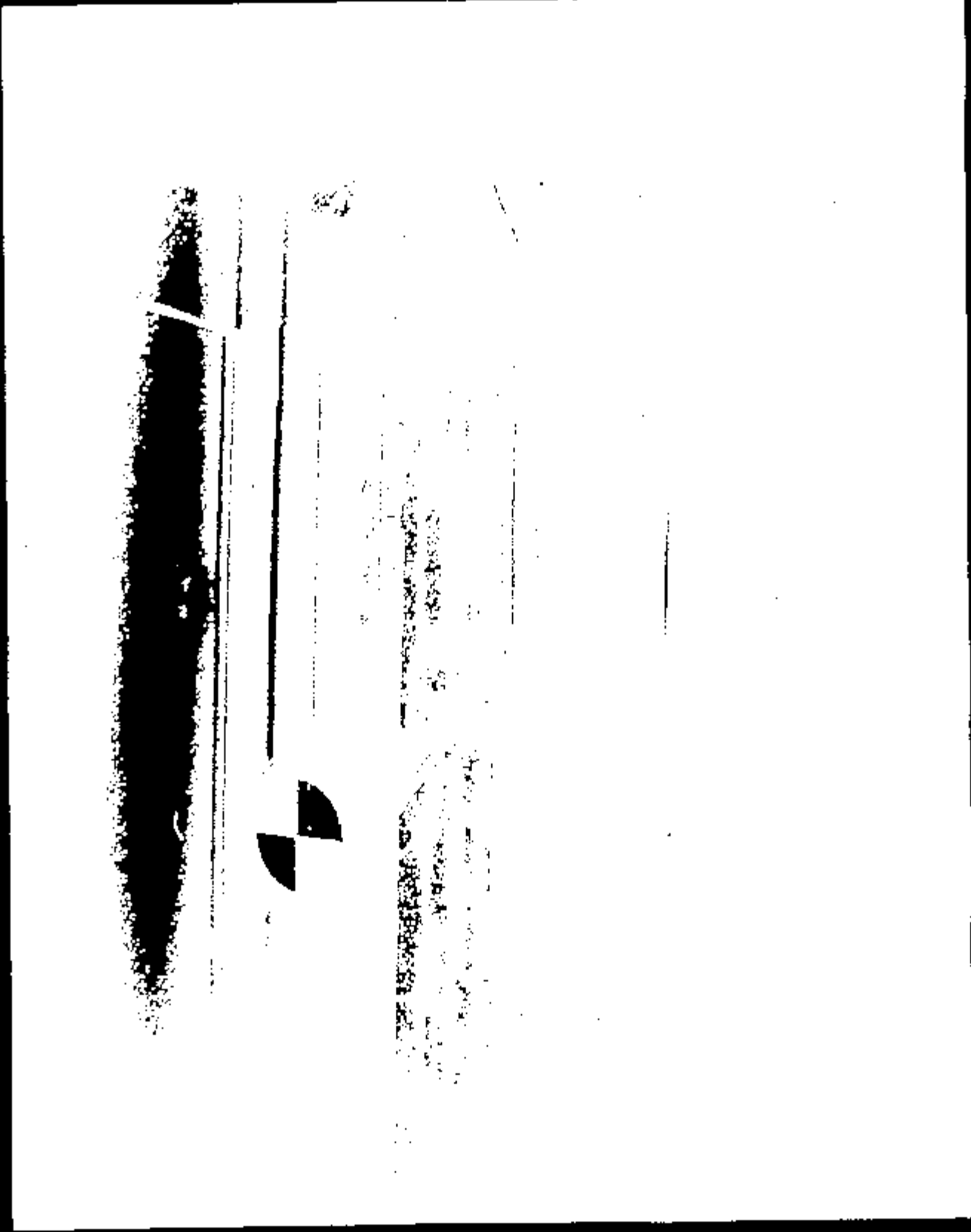


Name: 10869005.JPG



NAME : BAL. SODASUOT

CRTS 0010869



Name : 10869007.JPG




000000

10069008-JF3

Name:

CRTS 0010869



10869009.JPG

Images

CRTS 0010869




ENGINE OIL

09 B →

5293


Image: 10869010.JPG

CRTS 0010869




10869011.098

CRTS 0010869




CRIS 0010869

Name : 10869012.JPG



Name: 10869013.JPG


CRTS 0010869



Name :

10869014.JPG


CRTS 0010869



Name :


10869015.JPG

CRTS 0010869



CRIS 0010869


Name : 10869016.JPG



10869017.JPG

Image 1


CRTS 0010869



10869019 . JPS

Frame 1

CRTS 0010869



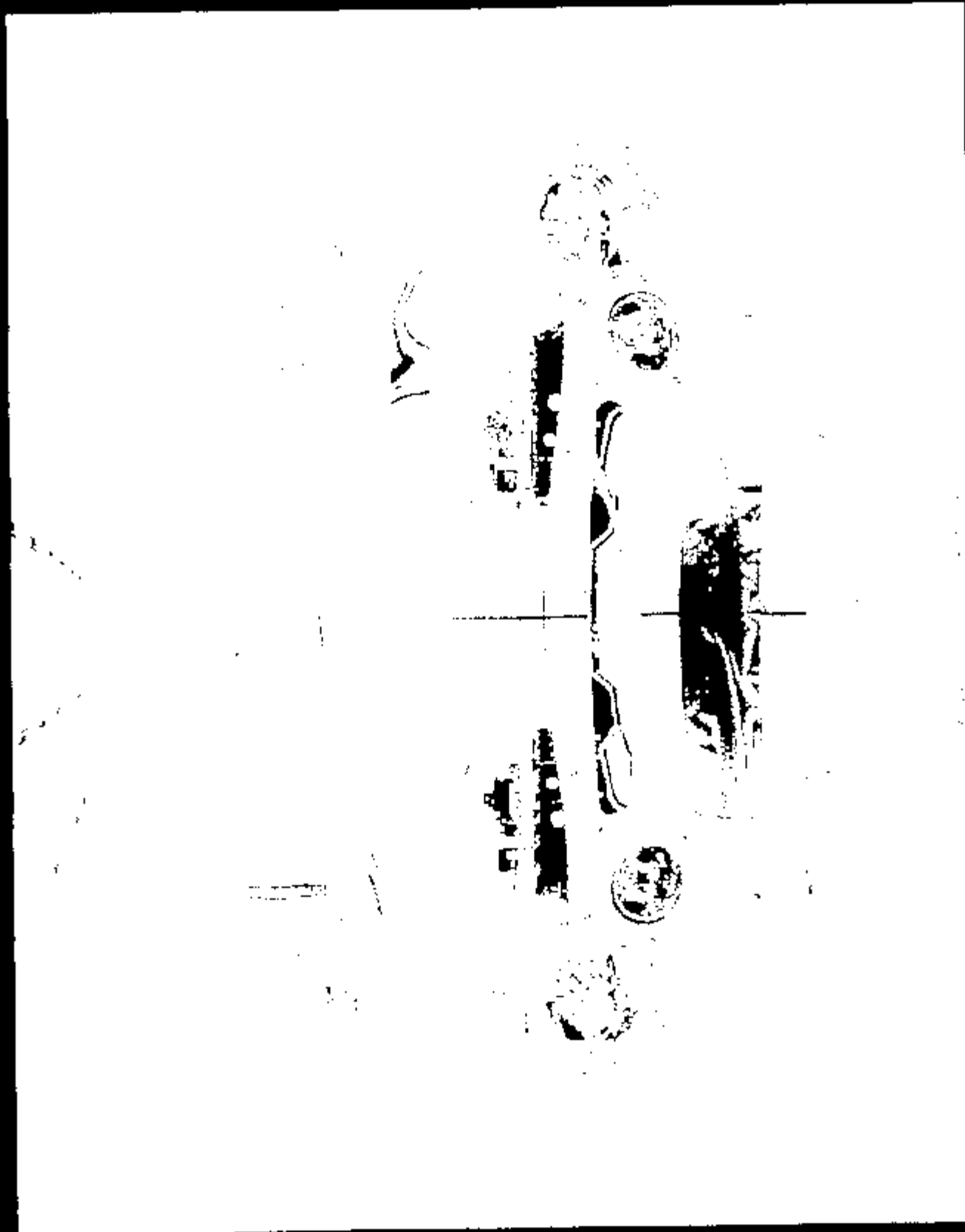
10869019.JPG

Name:

CRTS 0010869

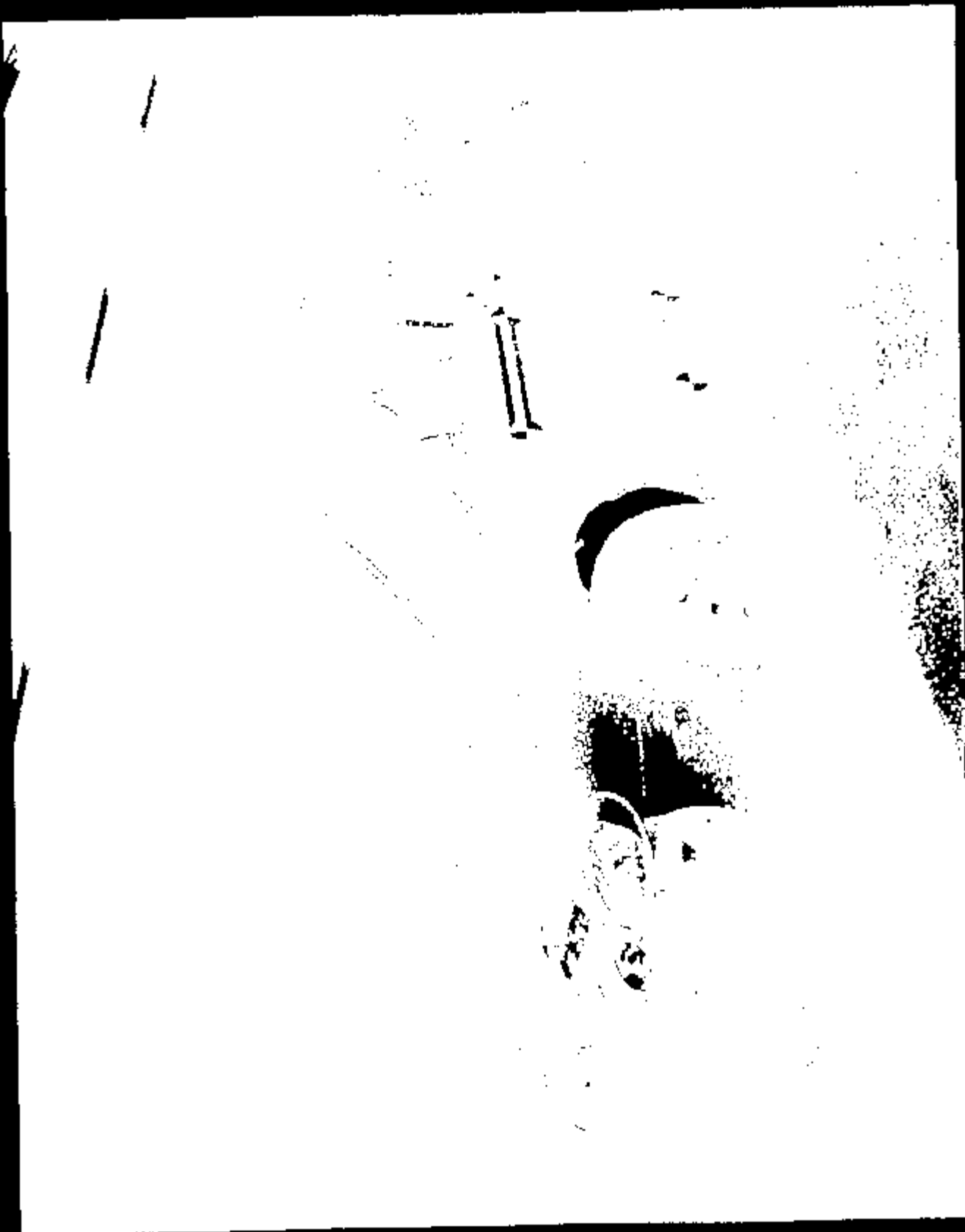
Image: 10869820.JPG

CRTS 0010869



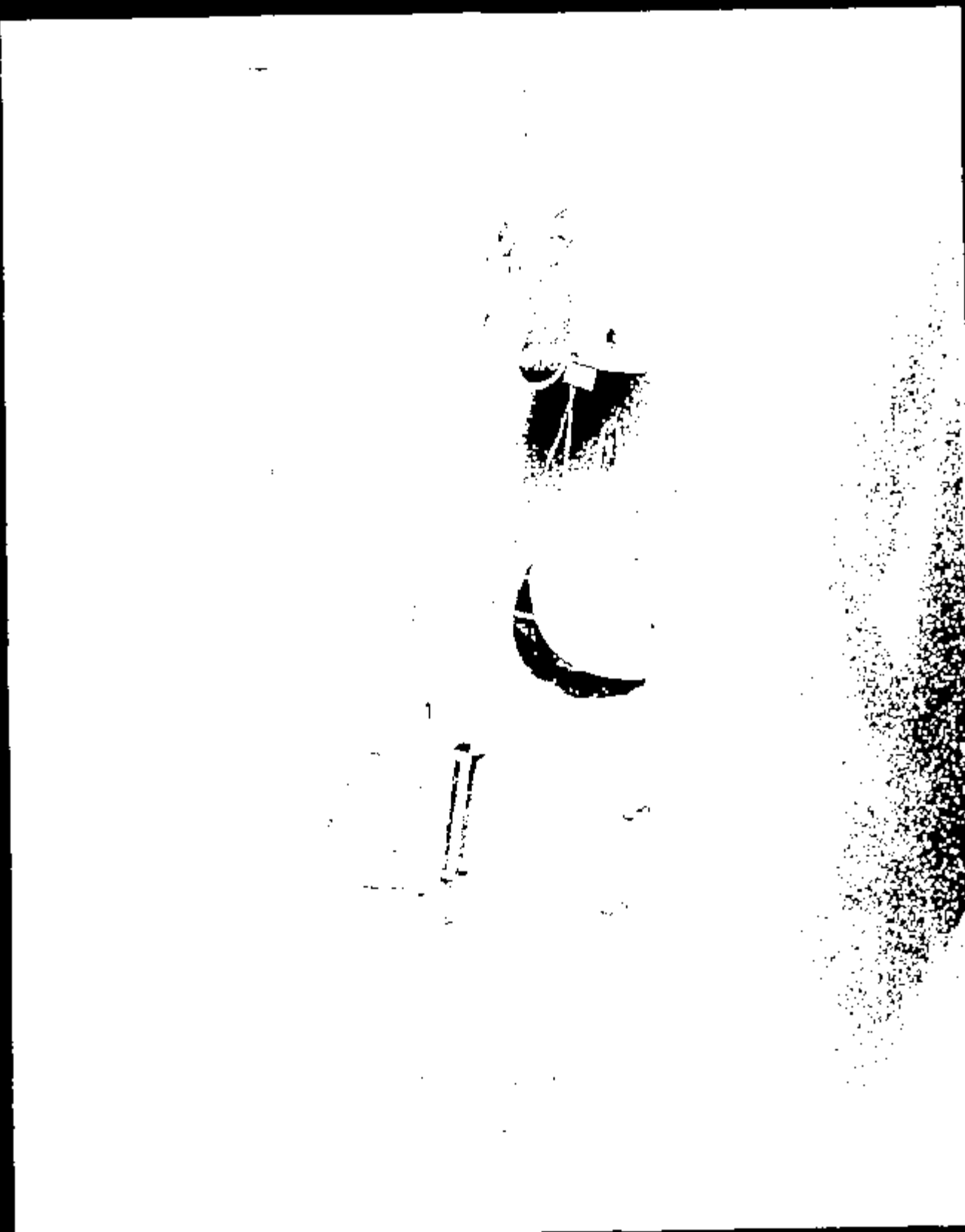
Name : 10869021.JPG

CRTS 0010869




10869022.JPG

CRTS 0010869



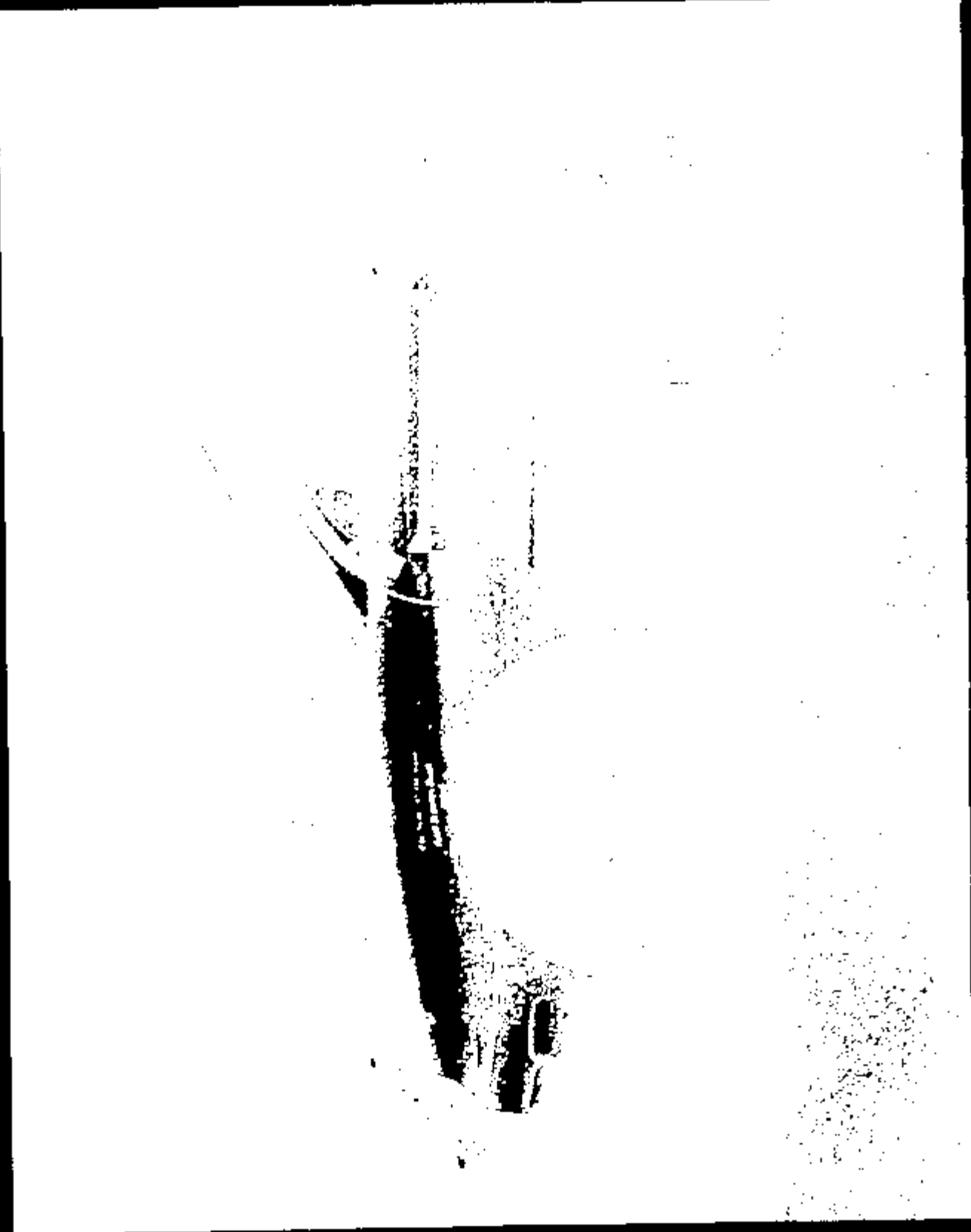
NAME : 10869023.JPG

CRTS 0010869



10869074.JPG

CRTS 0010869



10869025.DWG


Sheet 1

CRTS 0010869



Name : 10869026 .JPG

CRTS 0010869



10869027.JPG

Name:

CRTS 0010869




Image: 10859028.JPG

CRTS 0010869




Image 1 10869029.JPG

CRTS 0010869



Image 1 10869030.JPG



5293

Name: 10869031.JPG

CRTS 0010869




Image: 10869032.JPG

CRTS 0010869



Memo: 10869033.JPG

CRTS 0010869



Name: 10969034.J74




Image: 1.0869035.JPG

CRTS 0010869




Image: 10869036.JPG

CRTS 0010869





Image 1 10869037.JPG

CRTS 0010869



Name: 10869038.JPG



10869039.JPG

Image 1


CRTS 0010869



10869040.JPG

Name:


CRTS 0010869



10869041.JPG

Image 1

CRTS 0010869



10859042.JPG

Image 1

CRTS 0010869



10869043.JPG

Frame 1

CRTS 0010869

TEST AUTHORIZATION

TEST ORDER NUMBER TAS293

TO: J. Kiledonik		CC: D. - FOUNDRIES M. - HAMILTON E. - BINGHAM R. - WOOD J. - Schlichter J. - LEATHERBERRY F. - ... C. - Kirby D. - ... M. - VINCIG		REQUEST DATE 09-30-97	REQUESTED COMPLETION DATE 10-08-97
				REQUEST NUMBER TAS293	PROJECT NUMBER N/A
				REQUESTING SECTION AV2215A	
TITLE OF TEST 2000 D186 10 mph Front Pole Impact				PARTS DUE DATE 10-03-97	
TYPE OF TEST <input checked="" type="checkbox"/> VEHICLE <input type="checkbox"/> BRNCH <input type="checkbox"/> LABORATORY <input type="checkbox"/> OTHER	VEHICLE NUMBER OR OTHER IDENTIFICATION 318T916 ✓		VEHICLE MODEL & YEAR D186	PRODUCT OR ENG. LETTER GDC-0241	
ENGINE NO. DISPL. CARB. X.OL 4V	TRANSMISSION 4MAN	AXLE RATIO N/A	TEST CONDUCTED TO CERTIFY CONTROL ITEM COMPLIANCE WITH GOVERNMENT REGULA- TIONS? <input type="checkbox"/> YES <input checked="" type="checkbox"/> NO	DISPOSITION OF PARTS Reworked	
TYPE OF FUEL N/A	CONVERTER N/A	IGNITION SYSTEM N/A		PROCUREMENT REQUIRED? <input type="checkbox"/> YES <input checked="" type="checkbox"/> NO CODE	
GRANDDAD OIL AND CAPACITY N/A		TIRE SIZE AND PLY RATING N/A		REPORT CATEGORIES <input checked="" type="checkbox"/> ENGINEERING <input checked="" type="checkbox"/> DATA <input checked="" type="checkbox"/> RAW DATA	MAIL REPORT TO: ROOM <u>MD1232</u> BLDG <u>2</u>
VEHICLE TEST WEIGHT FRONT 2209 REAR 1545 TOTAL 3754		TIRE PRESSURE FRONT <u>30</u> REAR <u>30</u>			

1. OBJECT OF TEST: D186 BND Sensor Development
2. TEST PROCEDURE: CRH-00
3. NUMBER OF SAMPLES: 1
4. RUNS PER SAMPLE: 0
5. ITEMS TO BE TESTED:
DESCRIPTION
D186 AP

PART NO: TRALP3304210875
 QUANTITY: (01)
 Signature: *[Handwritten Signature]*
 Date: 10/2/97

RECORD COPY
 File No. 2-7-12
 FILE DATE 2017

REGISTRATION DEPT NO T931	WORK ORDER/TASK NO P09	ISSUED/REMOVED BY RWING	PERM 06105	APPROVALS BOLAND	TEST TYPE	RISK	REM-OFF DATE
------------------------------	---------------------------	----------------------------	---------------	---------------------	-----------	------	--------------

REMARKS: DO NOT WRITE BELOW THIS LINE
 WORK STANDARD NUMBER: _____ TITLE: 2000 D186 10 mph Front Pole Impact

MANDATORY				OPTIONAL					
TEST ORDER #	CATEGORY	RESP SECT	EST COMP DATE	PBD	TEST ENTRS INIT	UNIT CODE	TEST ORDER DATE	USER CODE	PROD CODE
TAS293	4	1657		X		CRAB	09-30-97		
PERFORMING SECT.	BLDG	MATERIAL COST	CONF. COST	PARTS DUE DATE	EST START DATE	EST COMP DATE	STATUS	COMPLETE	
DESIGN	0	\$	\$						
ENGINEERING	0	\$	\$						
TECHNICAL	0	\$	\$						
TOTAL	0	\$	\$						

TEST DEFINITION WORKSHEET

KURT L. SWING

02-OCT-97 15:16

TEST ORDER: TR5293

TEST PROCEDURE: CRH-80

REQUESTERS COMMENTS:

TEST OBJECTIVE:

Advanced Restraint Sensor Development

CUSTOM TEST SETUP:

Align vehicle centerline with pole centerline. Impact vehicle into 8 inch dia. pole @ 10 mph.

RATED FUEL CAPACITY:

N/A

RATED LUGGAGE LOAD:

200 lb.

OCCUPANT TYPE:

Left Front: 50th Hybrid II
Rgt. Front: 50th Hybrid II

RESTRAINT SYSTEM:

Left Front:

Rgt. Front:

BELT	PYRO BELT	FRONTAL BAG	SIDE BAG
-----	-----	-----	-----
-----	None	-----	-----
-----	None	-----	-----

DUMMY POSITIONING:

ST-14 DRIVER FOOT REST: N

SENSOR SYSTEM:

Monitor sensor outputs. See sensor map & instrumentation request.

SEAT POSITION:

Left Front:

Rgt. Front:

Long.	Vert.	Seat Back Angle
-----	-----	-----
Mech Mid	Full Down	26.3 (From Trim)
Mech Mid	Full Down	26.3 (From Trim)

SEAT PACKAGE CHECK REQUIRED ? No

DIMENSIONAL ANALYSIS: None.

FILM ANALYSIS:

Left & Right dummy head WRT Rocker @ B-Pillar.
Rocker @ B-Pillar WRT Ground.

STILL PHOTO:

Std. Pre & Post Test Photographs

TEST DEFINITION WORKSHEET

KURT L. EWING

02-OCT-97 15:16

TEST ORDER: TA5293

TEST PROCEDURE: CBE-00

Close ups of sensor instrumentation on vehicle front and

HIGH SPEED PHOTO:

1.	Offboard	Overall	Left
2.	Offboard	Overall	Right
3.	Offboard	Dummy Kinematics	Left
4.	Offboard	Dummy Kinematics	Right
5.	Offboard	Overall	Overhead
6.	Offboard	A-Pillar Forward	Overhead

Total Onboard Cameras = 0
 Total Offboard Cameras = 6

 Total Cameras = 6

Number Of Film Copies: 1

Digitized Film: Dummy Kinematics Left
 Dummy Kinematics Right

SPECIAL BUILD INSTRUCTIONS

1. Remove air bags
2. May remove door trim and side glass (for adding shot bags to doors if needed to achieve test weight).
3. Rear spring supports acceptable (if needed to achieve ride heights).
4. Update vehicle with the following:
 - a. Floor pan to accept RHD air bag module .
 - b. Air bag sensors.

WEIGH UP INSTRUCTIONS:

Curb Weight: Front=2131 Rear=1163 Total Curb=3293
 Test Weight: See Test Authorization Page 1.

Do NOT Place Weight: Front Floor .
 MAY Remove To Lighten Vehicle: Deck Lid, Rear Seats, Carpet
 Interior Trim

Max. Added Weight to Engine: 75 lb. Allowed.

Front Test Weight Tolerance: +10 -0

TEST DEFINITION WORKSHEET

KURT L. EWING

02-OCT-97 15:16

TEST ORDER: TA5293

TEST PROCEDURE: CRS-00

Rear Test Weight Tolerance: +15 -0

RIDE HEIGHTS:

Weight vehicle to test weight specified on TA cover sheet.
Level rocker WET ground. Consult requestor as needed.

CONTACTS:	NAME	PHONE	PAGER
Requestor:	I. Ewing	24-86185	KIWI (313-660-6991)
Hd. Coord:	M. Dendel	24-85498	MDEN (313-705-8101)
Supervisor:	M. Jurosak	32-39958	MJUR (313-705-9990)
GTO:	B. Pingston	39-03809	SPIN (313-780-3922)

TEST ENGINEERS COMMENTS:

LAB COMMENTS:

FINAL COMMENTS:

REQUESTERS FINAL COMMENTS:

TEST DEFINITION WORKSHEET

KURT L. EWING

02-OCT-97 15:16

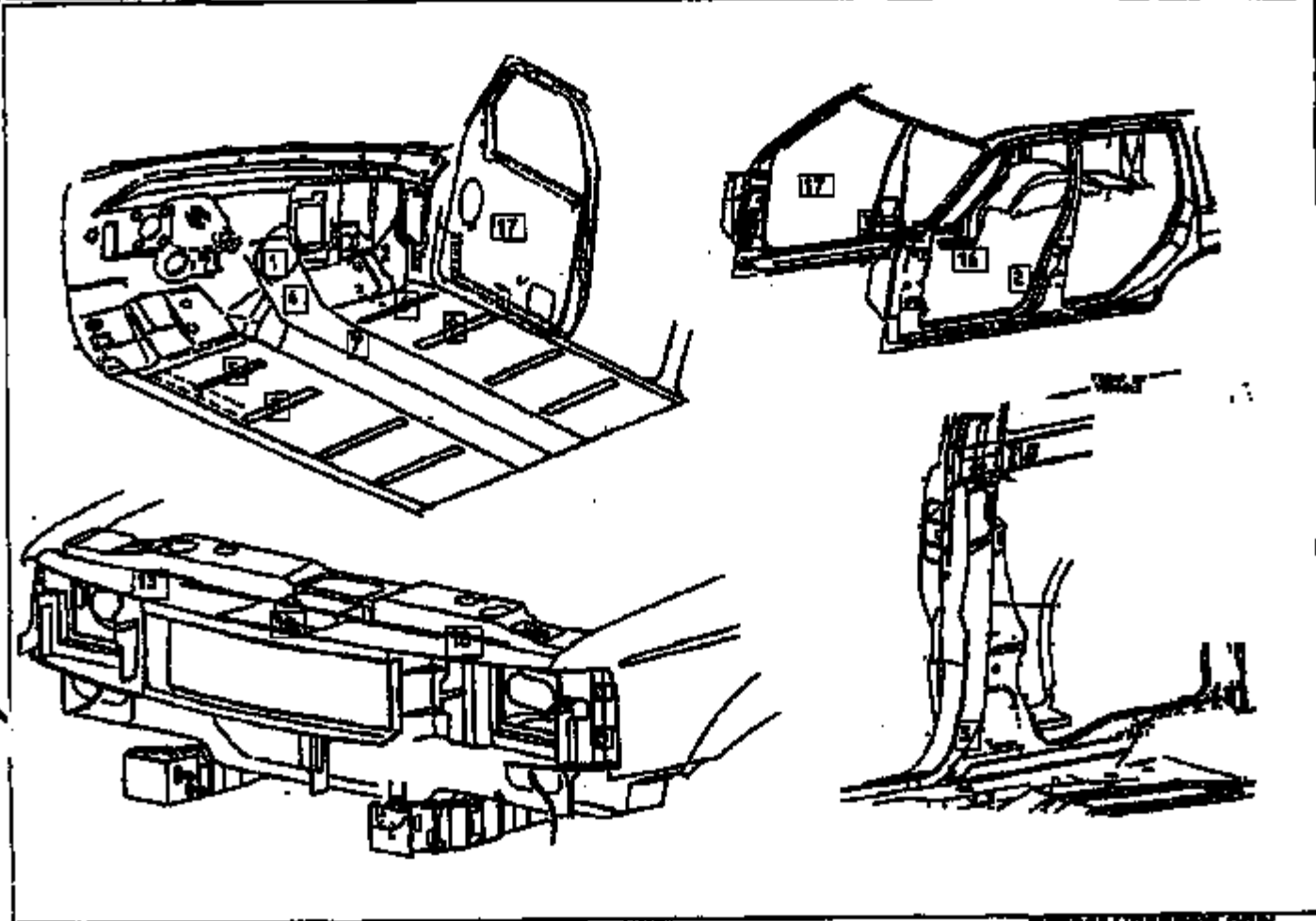
TEST ORDER: T45293

TEST PROCEDURE: CRM-00

Program: D186
 Vehicle ID: DC0428
 Build level: AP
 Test Mode: 10mphpole

SENSOR MAP

Engineer: Erich Kennitz
 Phone #: 24-81802
 Date: 9/30/97
 Time: 1:05 PM



Sensor Orientation only

Location Name	Supplier	Output	Nominal (+/-)	Max/Min	Serial #
1 FRONT-DOOR-SENSOR (LHD RCH Location) L/F Floor Pan @ LHD	AC01	RCH4xy	Pa. Pres.		563-2 DOR137
	AC02		Dr. Bag	0	
	AC03		Pa. Bag	0	
	AC04		Dr. S. Sa	0	
	AC05		Pa. S. Sa	0	
	AC06		Dr. Pres.	0	
	AC07		Safire		
	AC08		Stem	5	
	AC09		TRIAK	On MERCK	
	AC10		TRIAK	7	
2 FRONT-DOOR-SENSOR L/R-FLR SENSOR INSIDE @ RCH 3 R/S-FLR SENSOR INSIDE @ RMC 4 FRONT-DOOR-SENSOR (RHD RCH Location) L/F Floor Pan @ RHD	AC01	RCH4xy	Pa. Pres.		579-4 DOR118
	AC02		Dr. Bag	0	
	AC03		Pa. Bag	0	
	AC04		Dr. S. Sa	0	
	AC05		Pa. S. Sa	0	
	AC06		Dr. Pres.	0	
	AC07		Safire		
	AC08		Stem	5	
	AC09		TRIAK	On MERCK	
	AC10		TRIAK	7	

Erich Kennitz x81802
 AVT Restraints

*K. Kennitz
 10/7/97*

Sensor Channels only

Location Name	Supplier	Output	Nominal (+/-)	Max/min	Serial #
	ACME	Strive			
L/F Floor Pan @ RND RCIN	ACME	STMM	5		
R/R Floor Pan @ RND	ACME	TRIAX	On BCM		
L/F Floor Pan @ RND	ACME	TRIAX	Near SCB		
R/R Floor Pan @ RND	ACME	TRIAX	Near SCB		
FLR_IHBR_R L/F SEAT_C/L	ACD	None	SCB Sensor		831
FLR_IHBR_R R/F SEAT_C/L	ACD	None	SCB Sensor		838
C/R Floor Pan @ RND	ACME	TRIAX			
L/F Floor Pan @ RND	ACME	TRIAX			
R/R Floor Pan @ RND	ACME	TRIAX			
L/RAD MP-FRT	ACD	None	FCB		092497a
C/RAD MP-FRT	ACME	TRIAX	Next to FCB		
R/RAD MP-FRT	ACD	None	FCB		092497b
R/RAD MP-FRT	ACME	TRIAX	Next to FCB		
L/F DOOR_R	ACME	TRIAX			
R/F DOOR_R	ACME	TRIAX			
L/RAD MP-FRT	ACME	None	FCB		070997a
L/RAD MP-FRT	ACME	TRIAX	Next to FCB		

K. Bunk
10/7/07

DSM box = 092297b

Note: All ACD supplier parts require 12V supply

"RECORD COPY"

Schedule No. 7-7-12

Retain Until 2020



Inter Office

Research and Vehicle Technology

April 17, 2000

To: Manager

Subject: Crash Test No. 10870, T-A5289 Test Report Corrections, R/1

The final report of the subject crash test was corrected as follows:

Sheet 3

Remarks - The file names of the still images are listed under crash number and a three digit sequence number which are 10870001 through 10870052 was changed to "The file names of the still images are listed under crash number and a three digit sequence number which are 10870001 through 10870051".

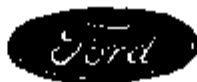
M. A. DeStong

M. A. DeStong
Operations Engineering Section
Safety Laboratories Department

S. Losh
Concur: S. Losh
Section Supervisor
Operations Engineering Section

corr.10870

CRTS 0010870



FINAL TEST REPORT

**Global Test Operations
Advanced Vehicle Technology**

CONFIDENTIAL

RECORD COPY

... No. 2-2-12
... 2017

TO:	J. Boland	Test Order No.	T-A5289
		Work Task W. O. No.	P09
		Test Date	10/16/97
		Date Reported	12/5/97
		Sheet	1 of 83


SUBJECT: Crash Test 10870 (90° Front Fixed Barrier Impact at 14.1 ± 0.4 mph, 22.7 ± 0.6 km/h) - 2000 Sable (D186) 4-Door Sedan

REQUESTED BY: Vehicle Safety and CAE Department, Advanced Vehicle Technology - K. Ewing

OBJECT: To obtain development data relative to air bag system sensors.

SUMMARY OF TEST RESULTS: See Section 1.0 for air bag system sensor data.

S. Pingston
Test Development Engineer

Concur:  12/5/97
K. Burns
Section Supervisor
Operations Engineering Section

VEHICLE DATA:

Make and Model 2000 Sable (D186) 4-Door Sedan
ID Numbers 1N6LM53S3VG627266, 313-T-519, DC0417
Power Train 3.0L, EFI, Automatic (AXAW) Transaxle
Fuel Tank(s) Test Condition: Empty
Front Seat(s) Type: Bucket
 Cover: Cloth
 Tracks/Position: LF: 6-Way Power/Mechanical Mid and Down
 RF: Manual/Mechanical Mid
 Seat Backs/Position: Adjustable/27.0° Rear of Vertical
 Head Restraints/Position: Adjustable/Up
Restraint System LF & RF: None Used
Occupants LF & RF: 50th Percentile Male, Hybrid II, Uninstrumented
Test Weight Front: 2309 lb (1047 kg)
 Rear: 1999 lb (907 kg)
 Total: 4308 lb (1954 kg)
Tires Front: P205/65R15 30 psi (207 kPa)
 Rear: P205/65R15 30 psi (207 kPa)
 Spare: Removed
Significant Content or Accessories: Air Conditioning, Power Steering, Power Brakes, Tilt Steering Wheel

GENERAL TEST COMMENTS:

1. Test Procedure

The test was performed according to the following Corporate test procedure(s):

Fixed Barrier Collision, ST-14 dated January 15, 1992.

2. Remarks

Crash movies, pre- and post- crash still images of the test vehicle and copies of this report are available only through the Crash Test Operations Section after permission is obtained from the test requesting department. The crash still images are stored on CD ROMs. The file names of the still images are listed under crash number and a three digit sequence number which are 10870001 through 10870051.

TEST RESULTS:

1.0 Sensor Development

Time histories of the dummy dynamic displacements obtained from Film Analysis are included in this report.

Time histories of the air bag/sensor(s) are included in this report.

Time histories of any requested derived data (i.e. integrations, etc.) were given to the requesting activity and are not included in this report.

2.0 Vehicle Crush, Film Analysis and/or Instrumentation Data

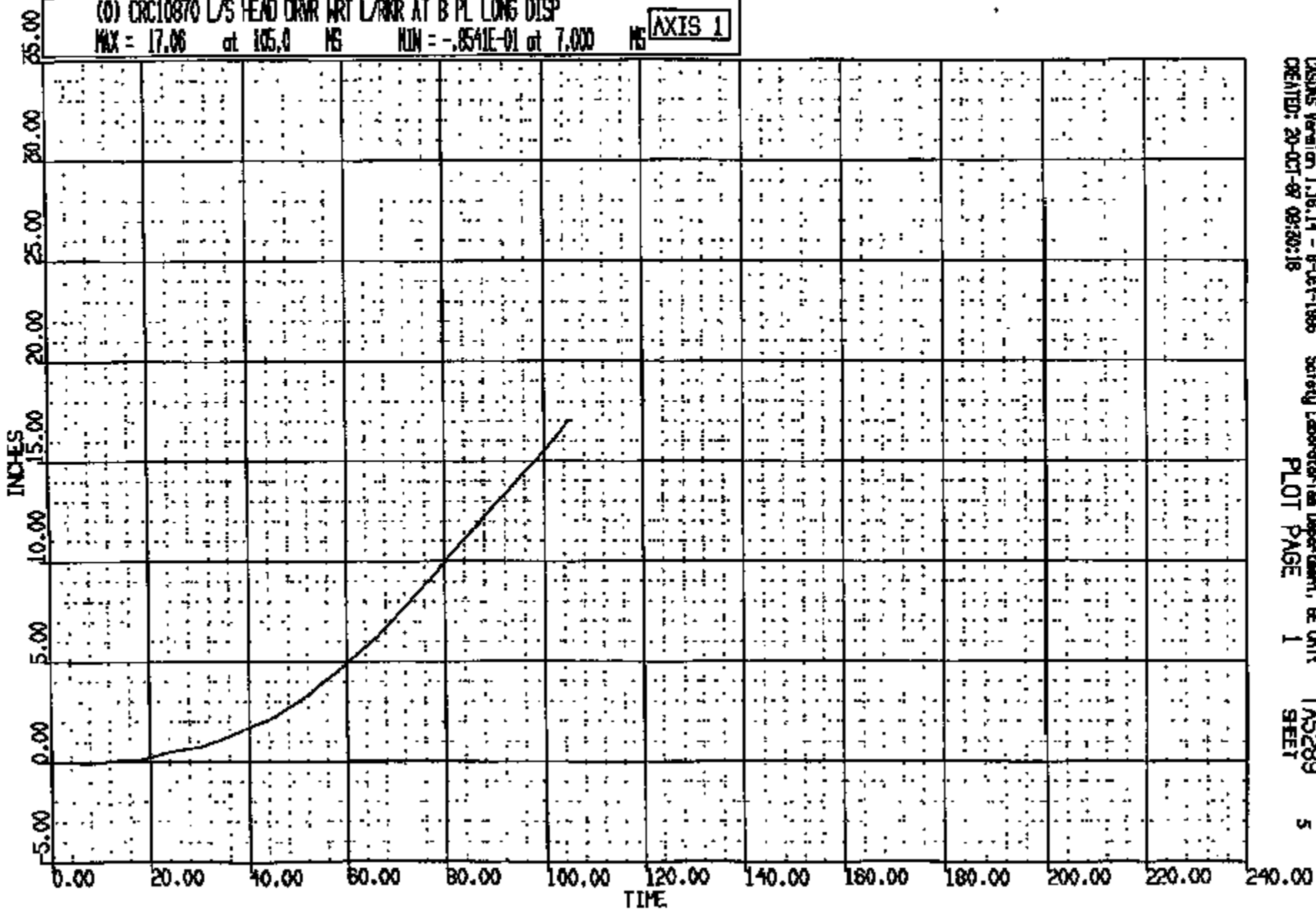
Time histories of the vehicle accelerations and other instrumentation are included in this report.

Time histories of vehicle dynamic displacements obtained from Film Analysis are included in this report.

Time histories of any requested derived data (i.e. integrations, etc.) were given to the requesting activity and are not included in this report.

CR R: 10870 TO: TAB289 DATE: 871018 15:35:19
199X DN-101 UNKNOWN

(0) CRC10870 L/S HEAD DRVR WRT L/R/R AT B PL LONG DISP
MAX = 17.06 at 105.0 MS MIN = -.8541E-01 at 7.000 MS **AXIS 1**



CRSOPS Version 1.16.14 - 8-Oct-1985
CREATED: 20-OCT-87 09:20:18

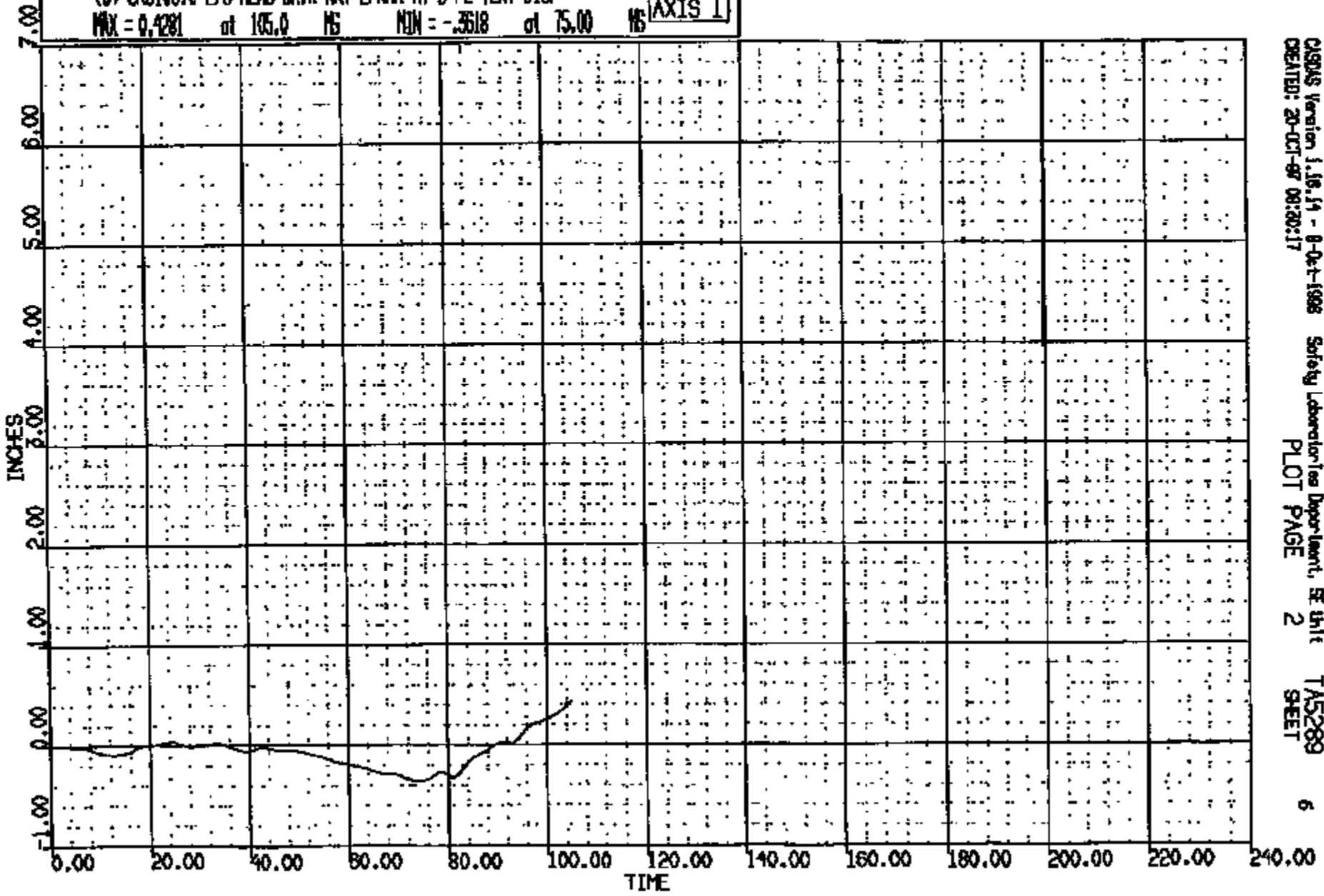
Safety Laboratories Department, BE Unit
PLOT PAGE 1

TAS289
SHEET 5

CRIS 0010870

CR R: 10870 TO: T45289 DATE: 971018 15:55:18
189X DN-101 UNKNOWN

(0) CR10870 L/S HEAD DRVR WRT L/WR AT B PL VERT DISP
MAX = 0.4281 at 105.0 MS MIN = -.3518 at 75.00 MS **AXIS 1**

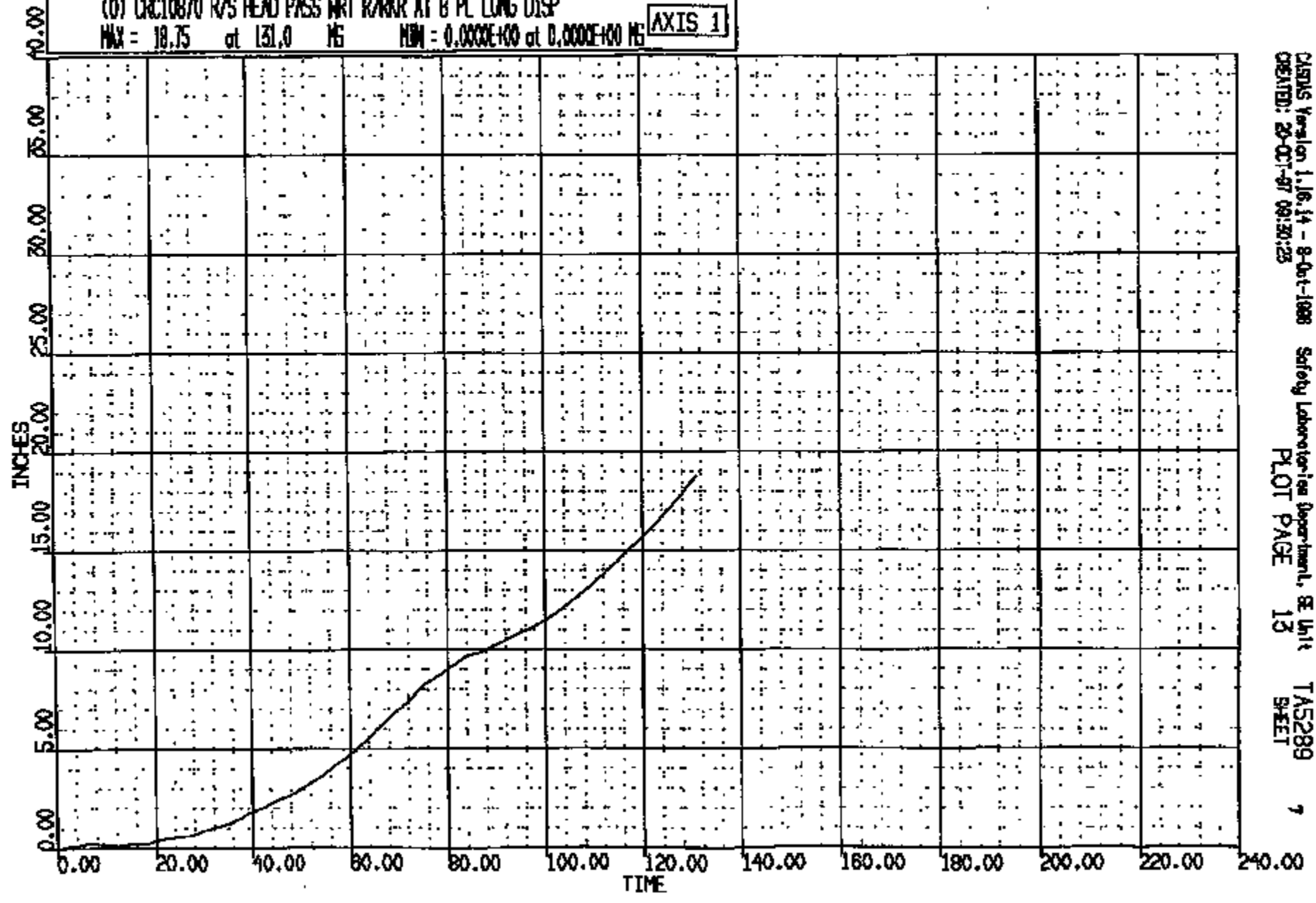


CR1S 0010870

CR R: 10870 TO: TAB288 DATE: 871018 18:58:18
100X DN-101 UNKNOWN

(0) CR010870 R/S HEAD PASS WRT R/WKR AT B PL LONG DISP
MAX = 18.75 at 131.0 MG MIN = 0.0000E+00 at 0.0000E+00 MG

AXIS 1

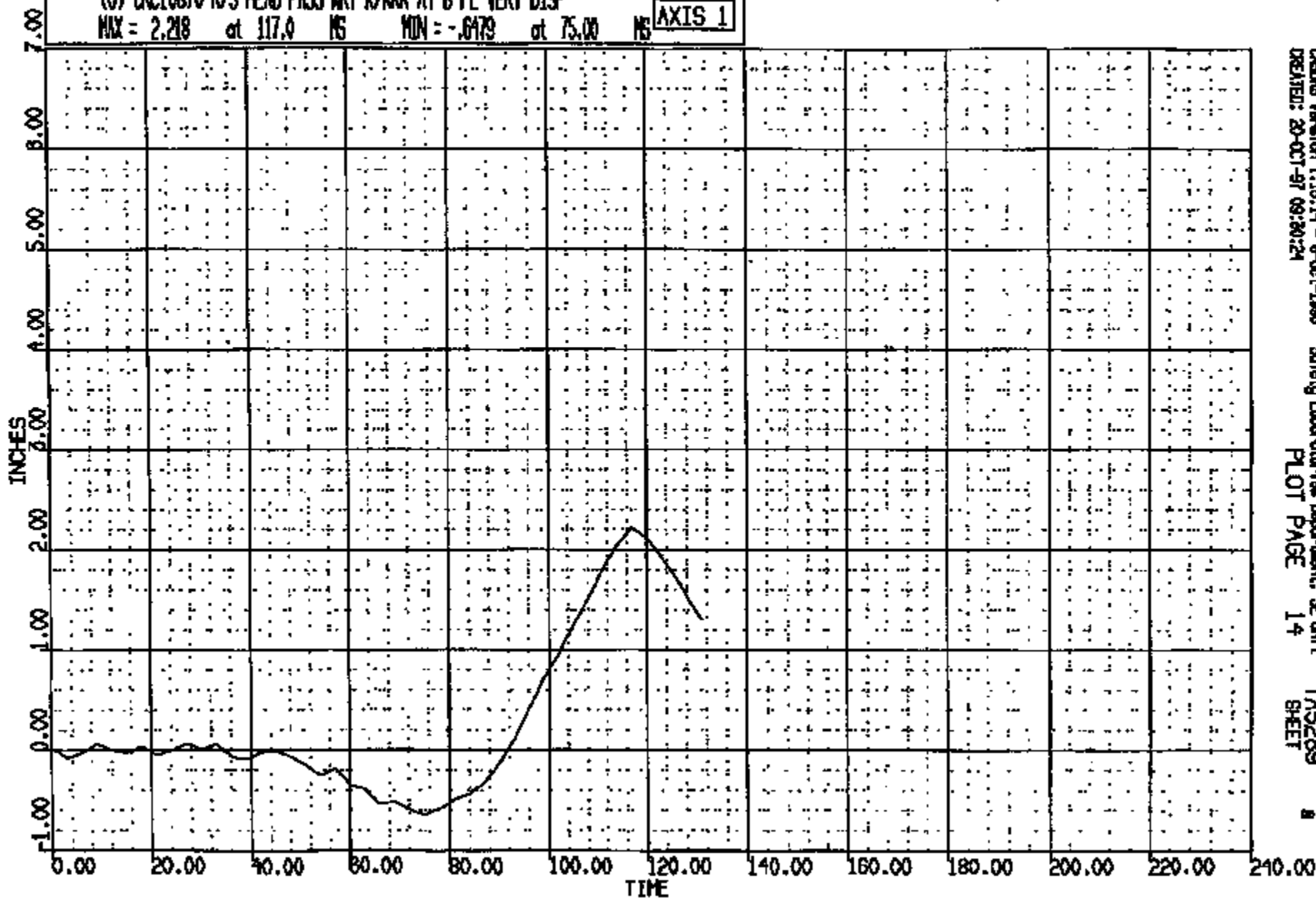


CASYS Version 1.16.14 - 8-Oct-1988 Safety Laboratories Department, SE Unit
CREATED: 20-OCT-87 09:30:25 PLOT PAGE 13 TMS289
SHEET 7

CRIS 0010870

CR #: 10870 TO: TAS289 DATE: 971018 15:55:19
199X DN-101 UNKNOWN

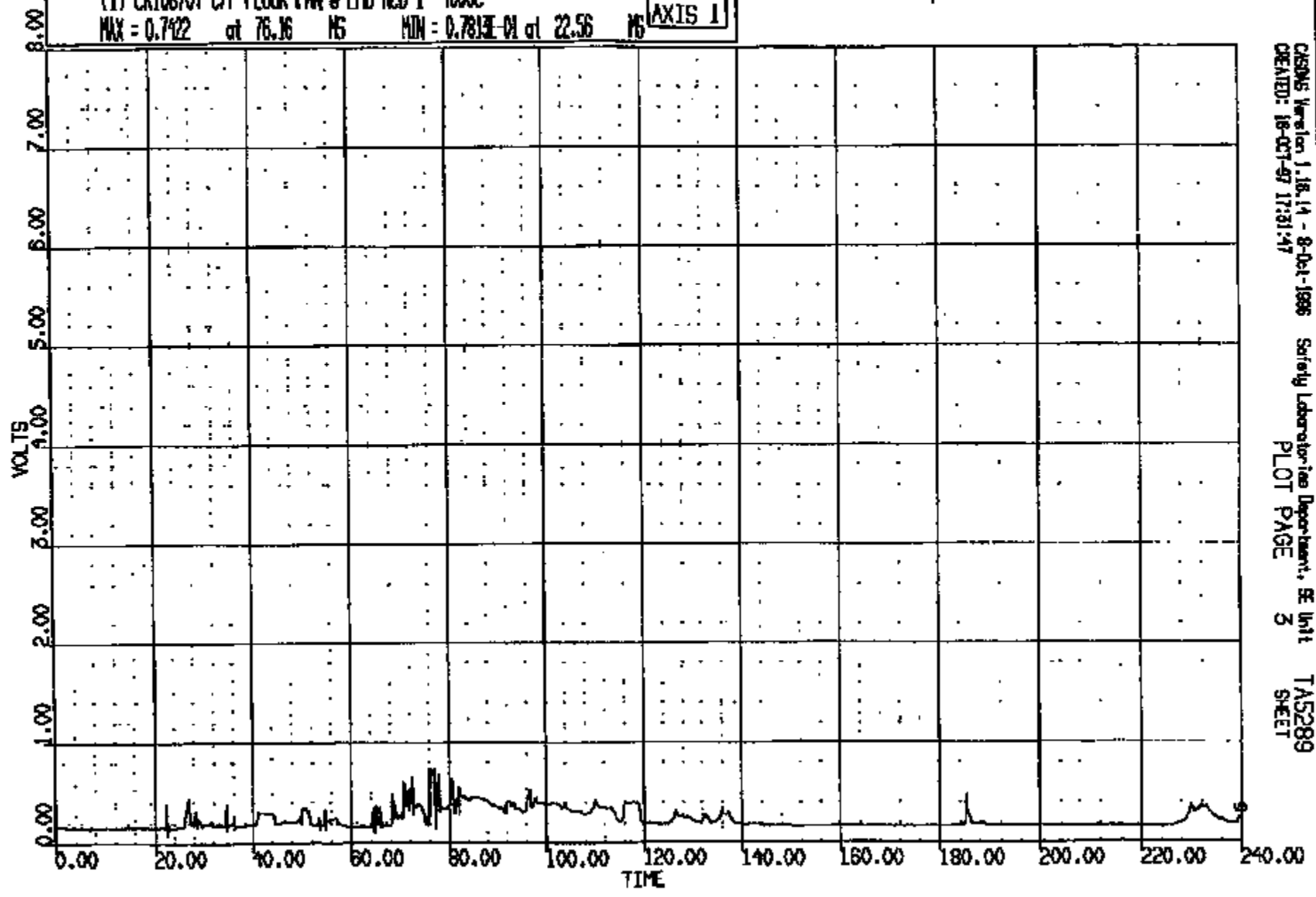
(0) CRCL0870 R/S HEAD PASS WRT R/RKR AT B PL VERT DISP
MAX = 2.218 at 117.0 MS MIN = -.6479 at 75.00 MS **AXIS 1**



CRTS 0010870

CR R: 10870 TO: TA5289 DATE: 871018 15:33:19
189X DN-101 UNKNOWN

(1) CR10870T C/F FLOOR PAN @ LHD ACD 1 4000C
MAX = 0.7422 at 76.16 NS MIN = 0.7813E-01 at 22.56 NS **AXIS 1**

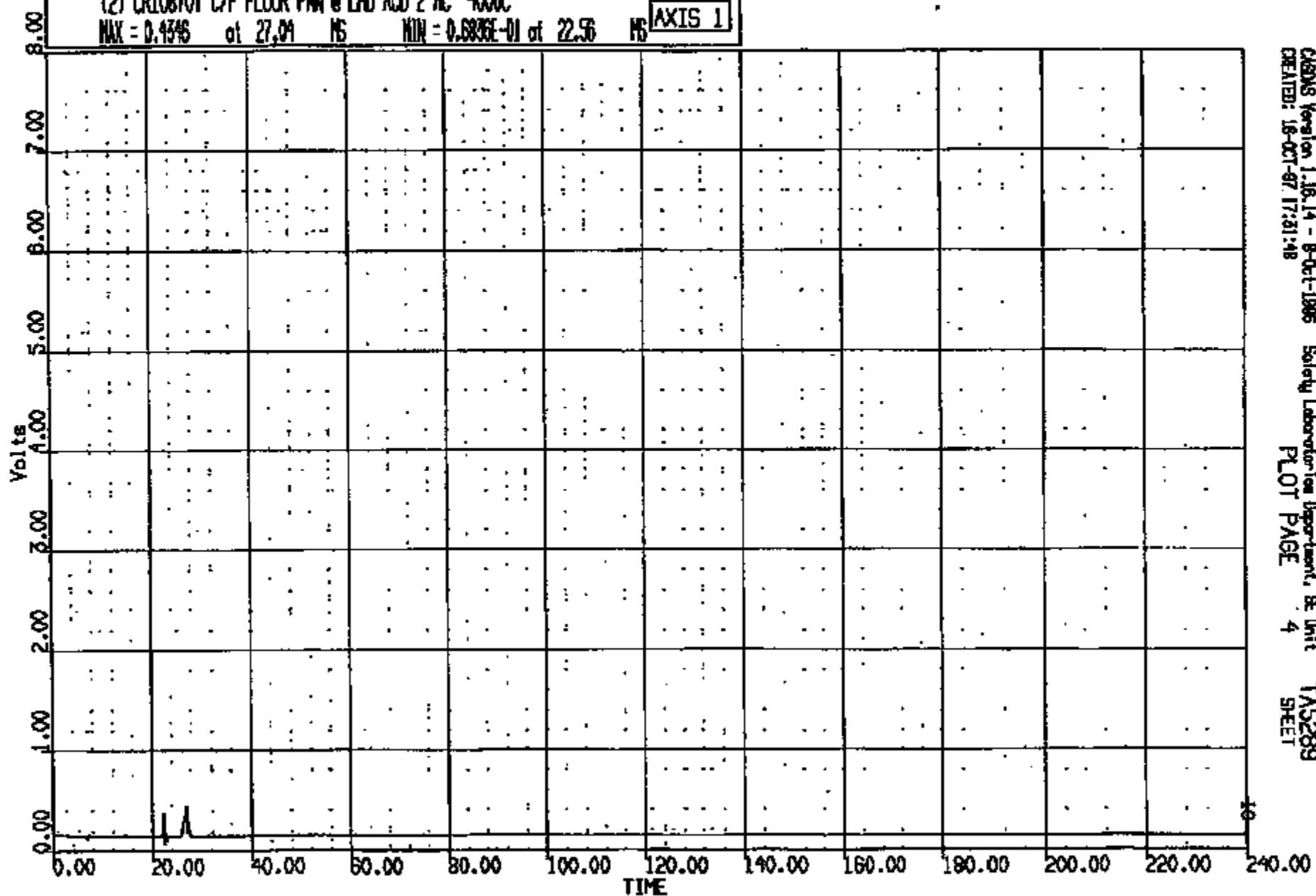


CR10870

CRS005 Version 1.18.14 - 8-Oct-1986 Safety Laboratory Department, SE Unit
CREATED: 18-OCT-87 17:31:47
PLOT PAGE 3
TA5289
SHEET

CR R: 10870 TO: TA5289 DATE: 971019 15:23:19
199X DN-101 UNKNOWN

(2) CR10870T C/F FLOOR PAN @ LHD ACU 2 AC 4000C
MAX = 0.4346 at 27.04 MS MIN = 0.6805E-01 at 22.56 MS **AXIS 1**

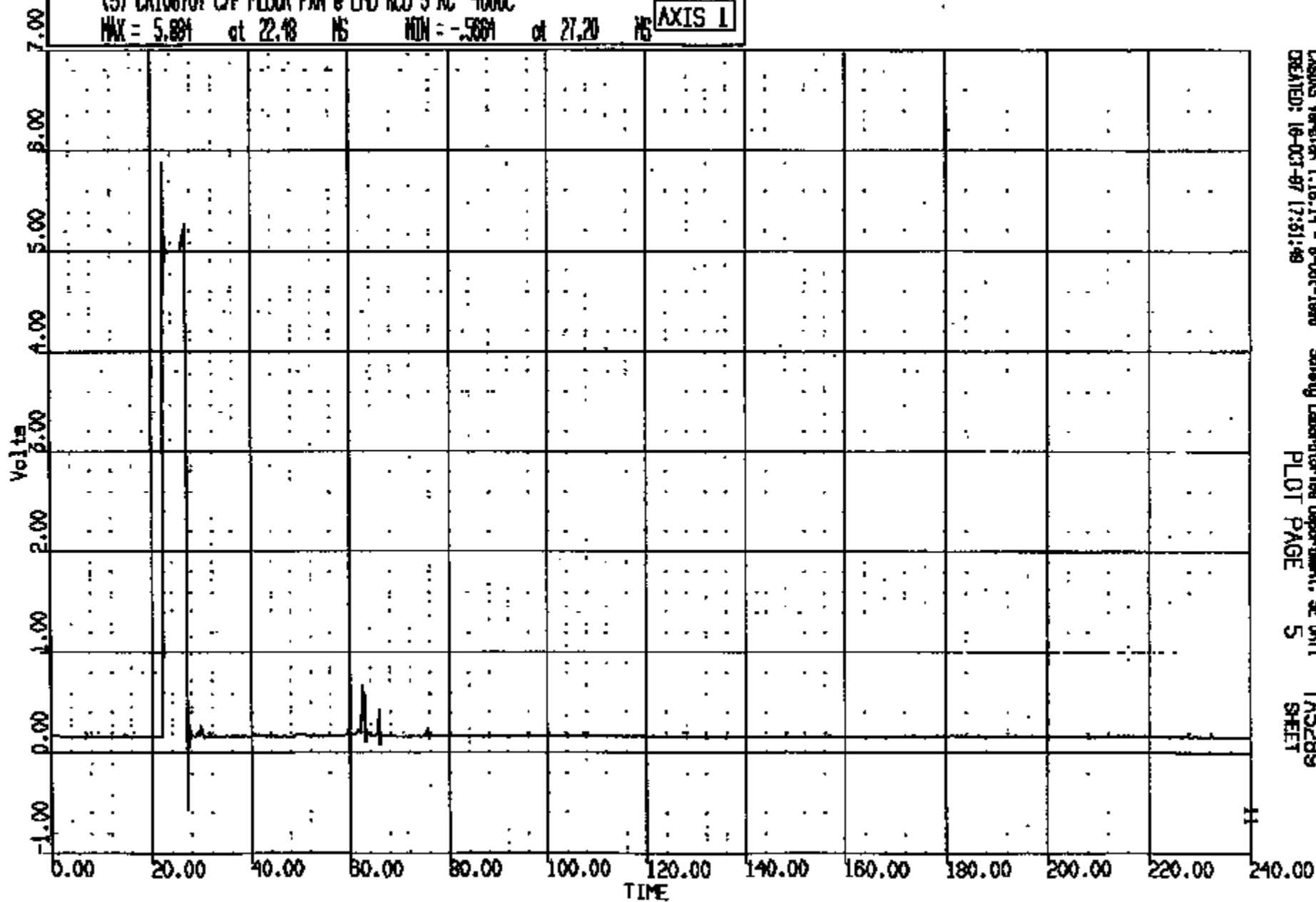


CRTS 0010870

CRS005 Version 1.16.14 - 8-Oct-1995 Safety Laboratory Department, BE Unit TA5289
CREATED: 19-OCT-97 17:31:48 PLOT PAGE 4 SHEET

CR R: 10870 TO: TA5289 DATE: 871018 13:55:19
100X DN-101 UNKNOWN

(3) CR10070E C/F FLOOR PAN @ LHD ACD 3 AC 4000C
MAX = 5.891 at 22.48 MS MIN = -.5691 at 27.20 MS **AXIS 1**



CASIMS Version 1.16.14 - 8-Oct-1988 Safety Laboratories Department, SE Unit TA5289
CREATED: 18-OCT-87 17:51:50 PLOT PAGE 5 SHEET

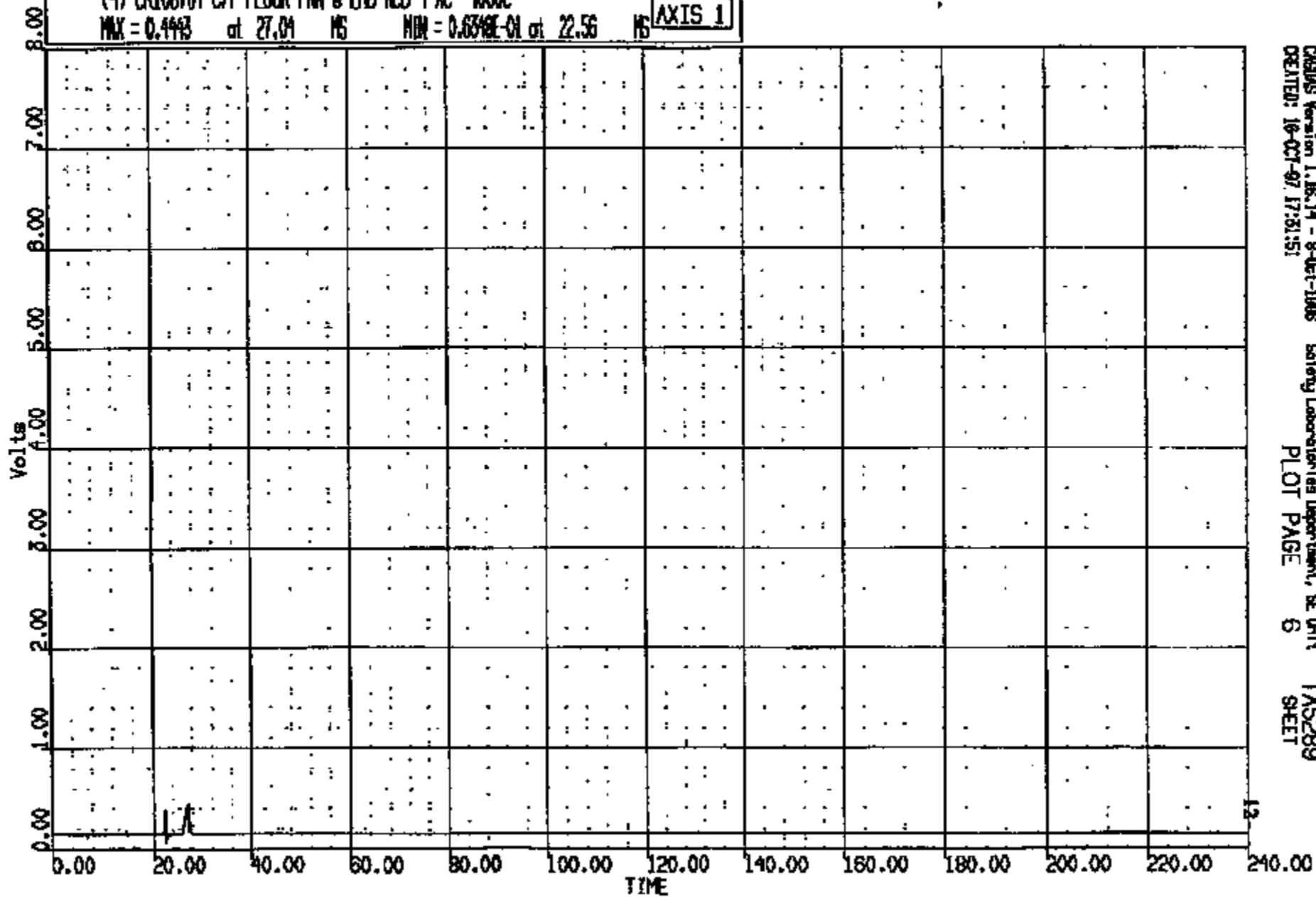
CRIS 0010870

CR R: 10870 TO: TMS289 DATE: 971018 15:23:18
199X DN-101 UNKNOWN

(4) CR10870T C/F FLOOR PAN @ LHD AC4 AC 4000C

MAX = 0.4493 at 27.04 MS MIN = 0.6349E-01 at 22.56 MS

AXIS 1



CRSAS Version 1.16.14 - 8-Oct-1996
CREATED: 18-OCT-97 17:51:51

Safety Laboratories Department, SE Unit
PLOT PAGE 6

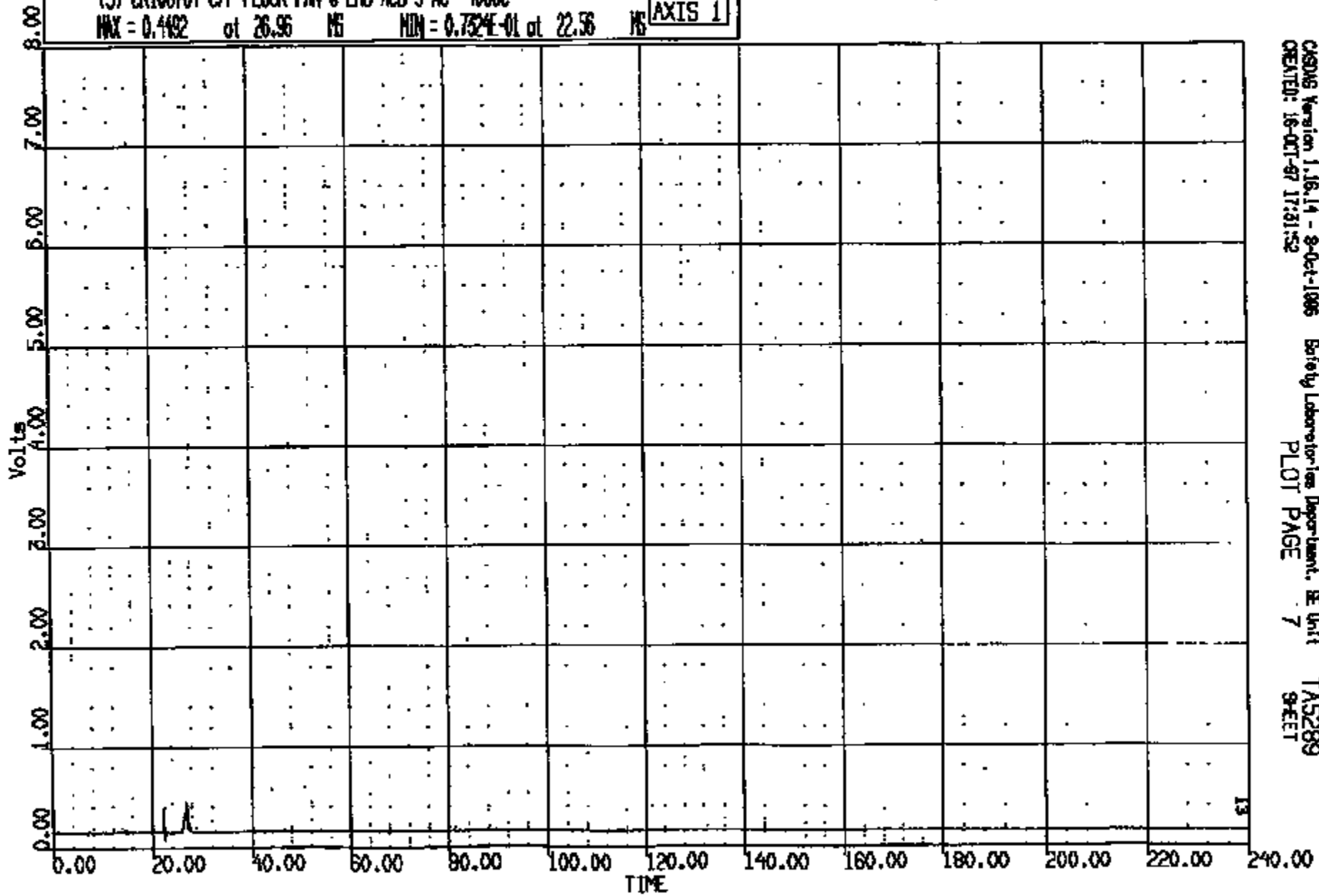
TMS289
SHEET

12

CRIS 0010870

CR R: 10870 TD: TA5289 DATE: 871016 15:23:19
199X DN-101 UNKNOWN

(5) CR10870T C/F FLOOR PIN @ LHD ACD 5 AC 4000C
MAX = 0.4492 at 26.96 MS MIN = 0.7524E-01 at 22.56 MS AXIS 1



CRSNG Version 1.16.14 - 8-Oct-1986
CREATED: 16-OCT-87 17:31:52
Bartley Laboratories Department, BE Unit
PLOT PAGE 7
TA5289
SHEET

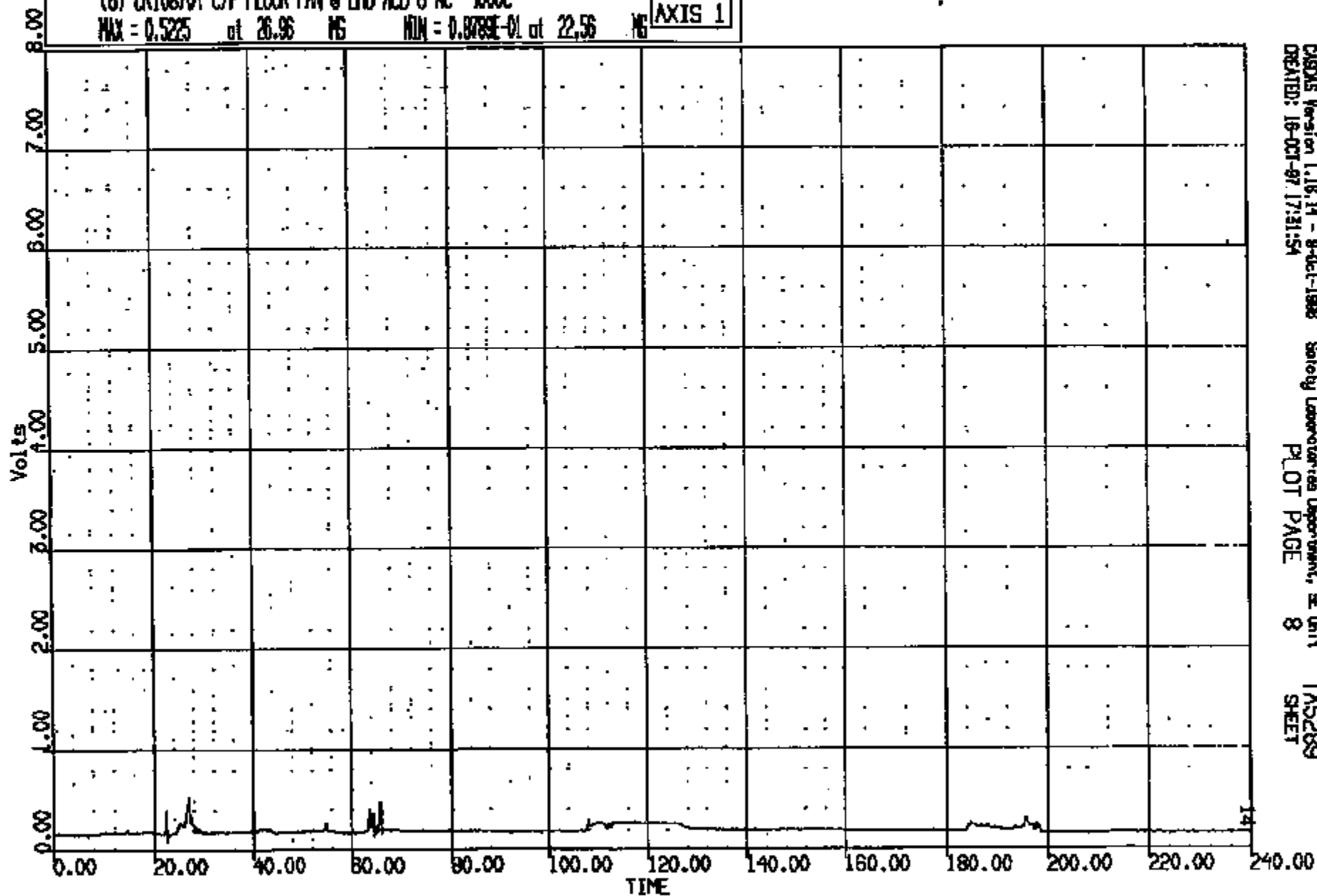
CRIS 0010870

CR R: 10870 TO: TMS289 DATE: 971016 15:55:19
199X DN-101 UNKNOWN

(6) CR108701 C/F FLOOR PAN @ LHD ACD 6 AC 4000C

MAX = 0.5225 at 26.96 MS MIN = 0.0000E-01 at 22.56 MS

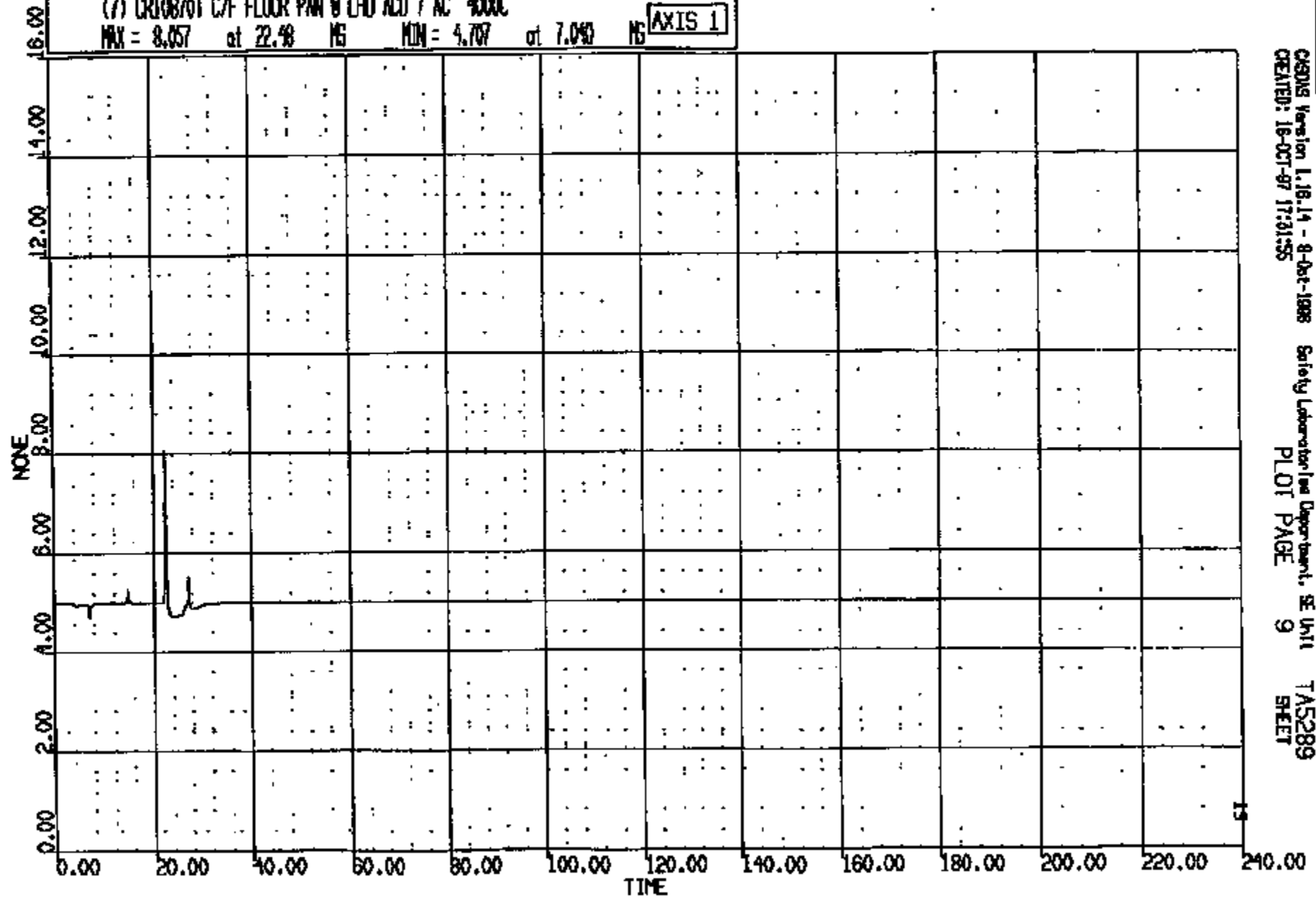
AXIS 1



CRIS 0010870

DR R: 10870 TO: TAS289 DATE: 971018 15:35:19
199X DN-101 UNKNOWN

(7) CR10870T C/F FLOOR PAN @ LHD ACQ 7 AC 4000C
MAX = 8.057 at 22.48 MS MIN = 4.707 at 7.040 MS **AXIS 1**



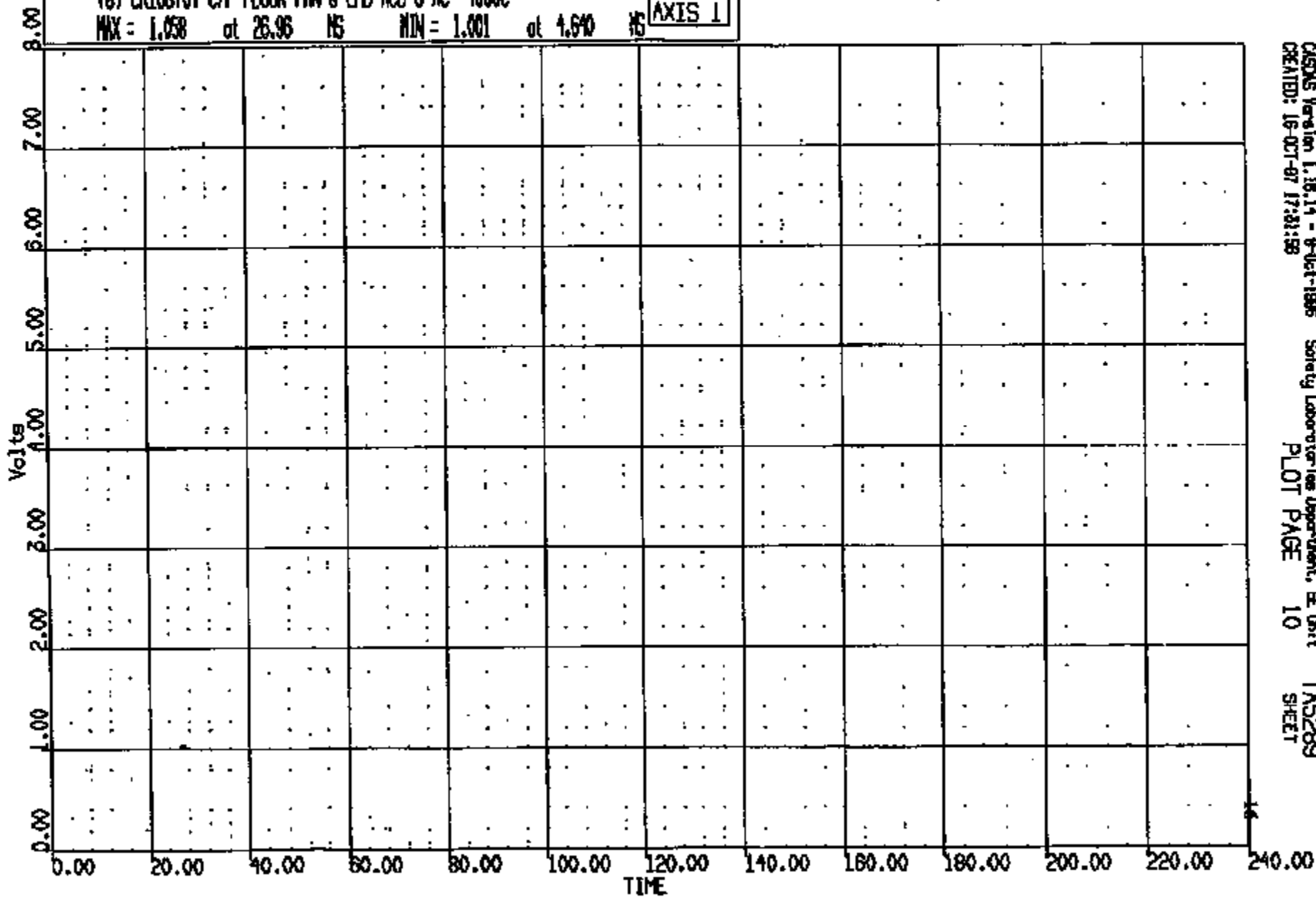
CR1S 0010870

CR R: 10870 TO: TAS289 DATE: 971018 16:33:19
189X DN-101 UNKNOWN

(8) CR10870T C/F FLOOR PAN @ LHD ACD 8 AC 4000C

MAX = 1.058 at 26.96 NS MIN = 1.001 at 1.640 NS

AXIS 1



CRTS 0010870

CASYS Version 1.18.14 - 9-Oct-1995
CREATED: 16-OCT-97 17:31:59

Safety Laboratories Department, E Unit
PLOT PAGE 10

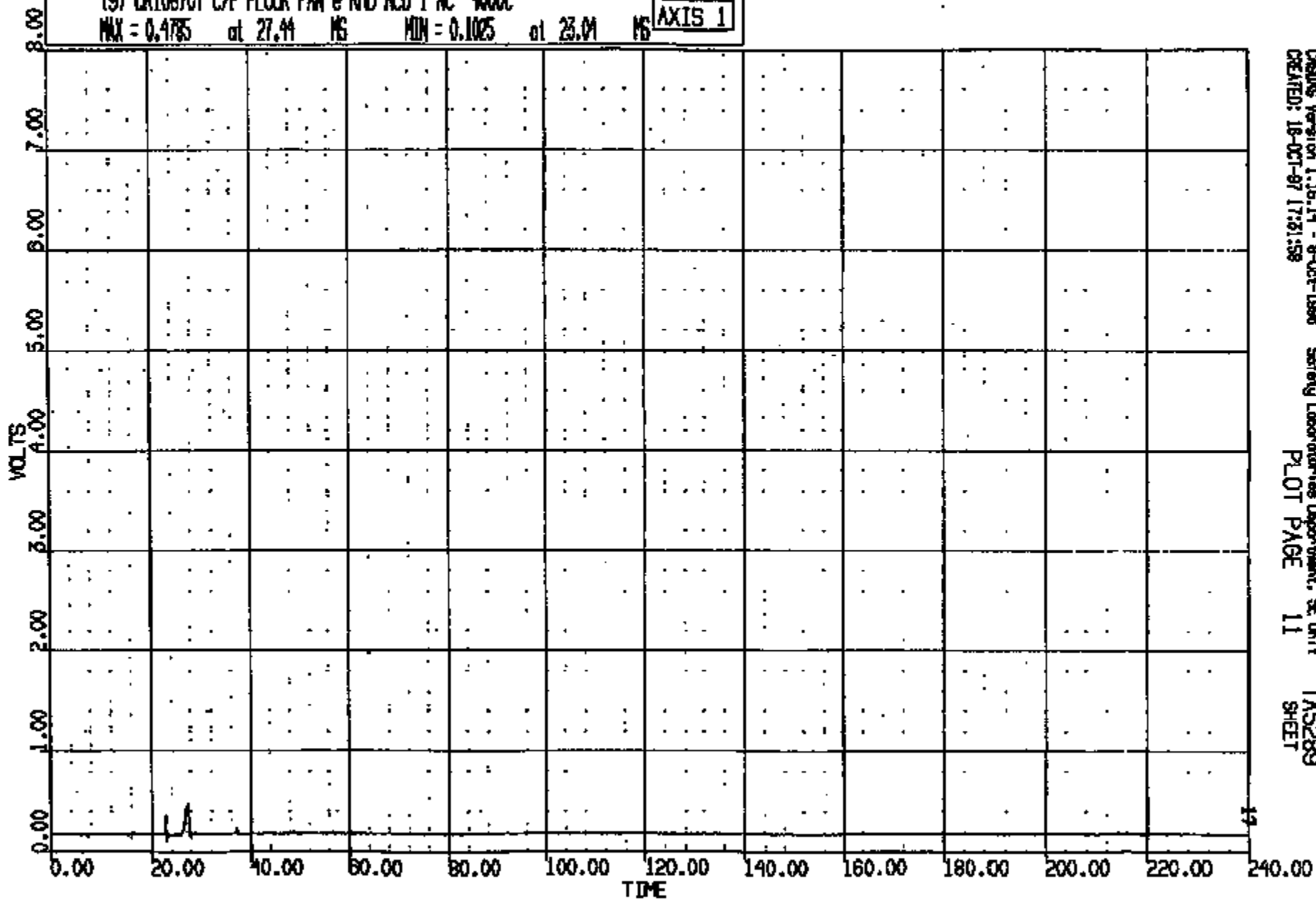
TAS289
SHEET

CR R: 10870 TO: T45289 DATE: 871018 15:35:18
188X DN-101 UNKNOWN

(9) CR108701 C/F FLOOR PAN @ RND ACD 1 AC 4000C

MAX = 0.4785 at 27.44 MS MIN = 0.1025 at 23.04 MS

AXIS 1



CRS006 Version 1.16.14 - 8-Oct-1998
CREATED: 18-OCT-87 17:21:58

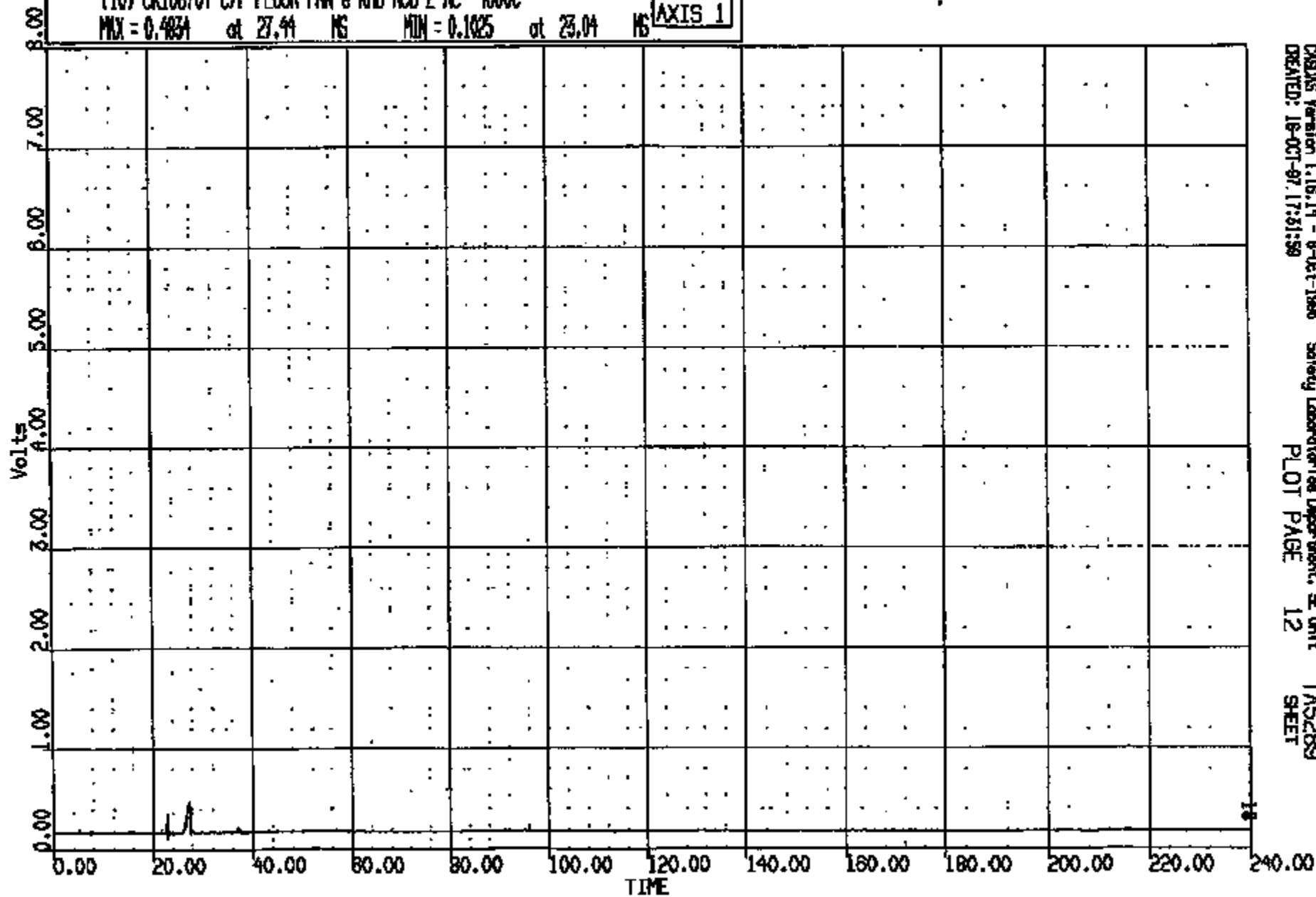
Safety Laboratories Department, SE Unit
PLOT PAGE 11

T45289
SHEET

CRTS 0010870

CR R: 10870 TO: TAS289 DATE: 971019 15:55:19
199X DN-101 UNKNOWN

(10) CR10870T C/F FLOOR PAN @ RHD ACD 2 AC 4000C
MAX = 0.4834 at 27.94 MS MIN = 0.1025 at 23.04 MS **AXIS 1**



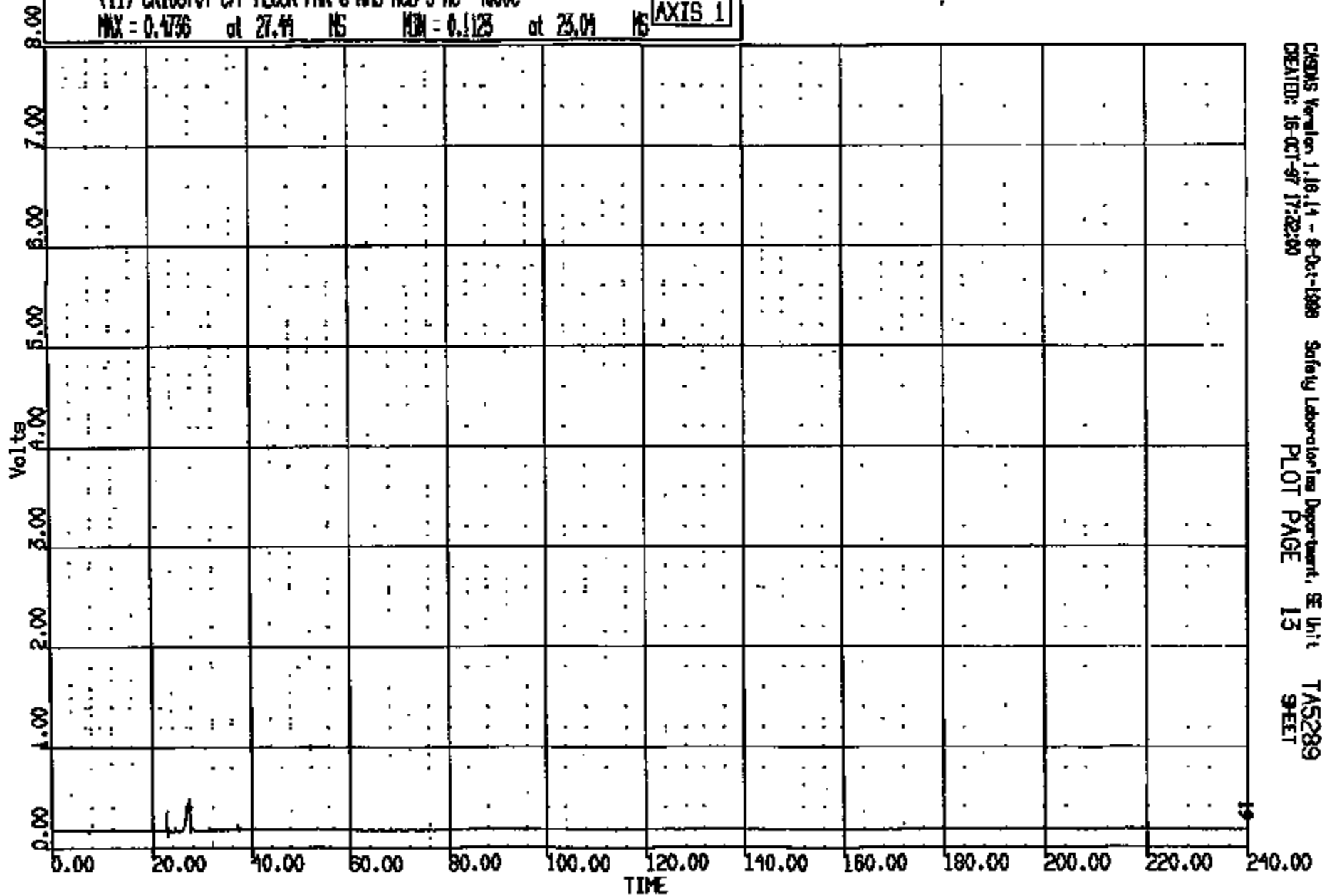
CRTS 0010870

DR #: 10870 TO: TAS289 DATE: 071018 15:53:18
198X DN-101 UNKNOWN

(11) CR108701 C/F FLOOR PAN @ RHD NO. 3 AC 4000C

MAX = 0.4736 at 27.44 NS MIN = 0.1123 at 23.04 NS

AXIS 1



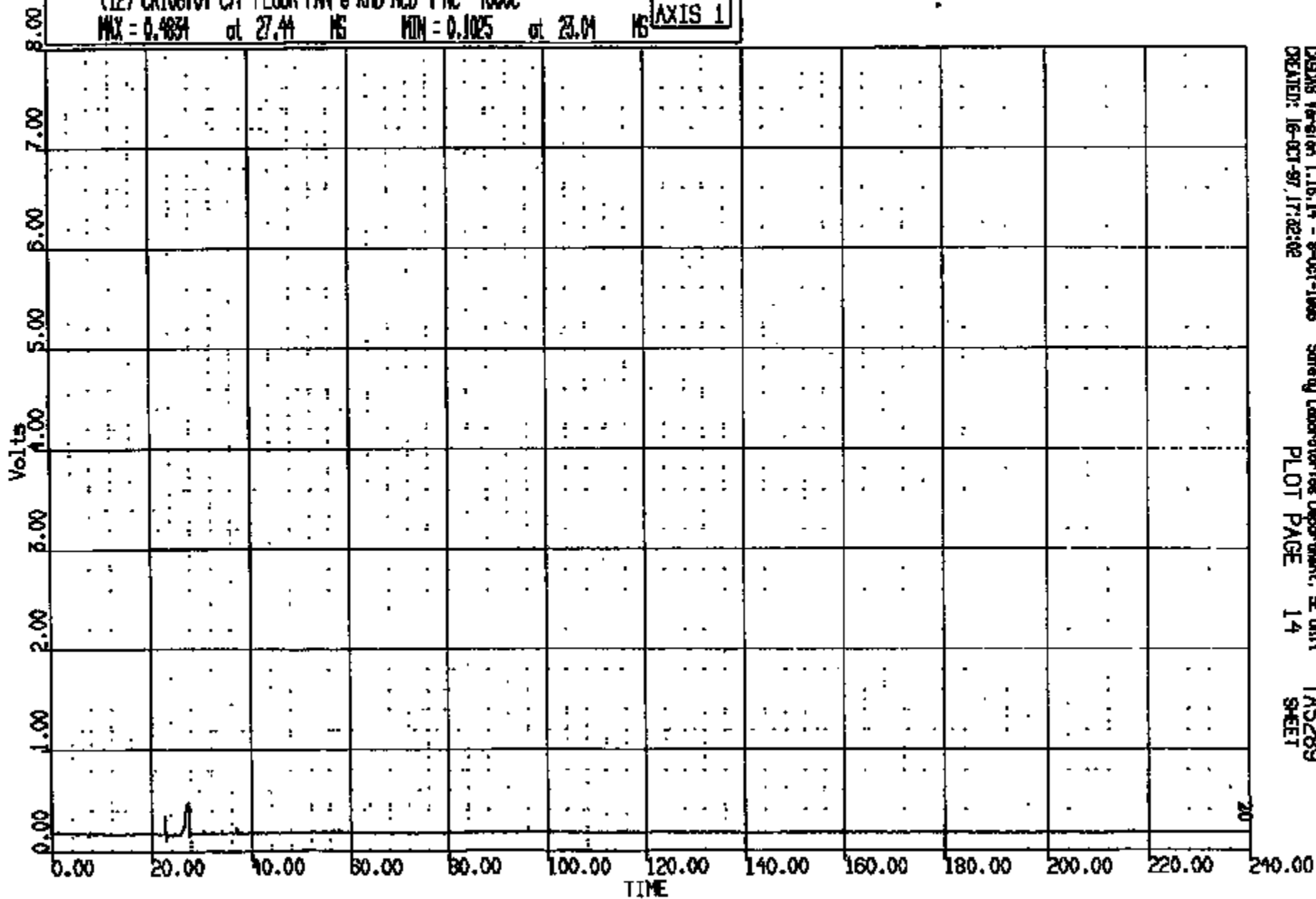
CRTS 0010870

CR R: 10870 TO: TMS289 DATE: 071018 18:33:18
199X DN-101 UNKNOWN

(12) CR10870T C/F FLOOR PAN @ RHD ACD 4 AC 4000C

MAX = 0.4834 at 27.44 MS MIN = 0.1025 at 23.04 MS

AXIS 1



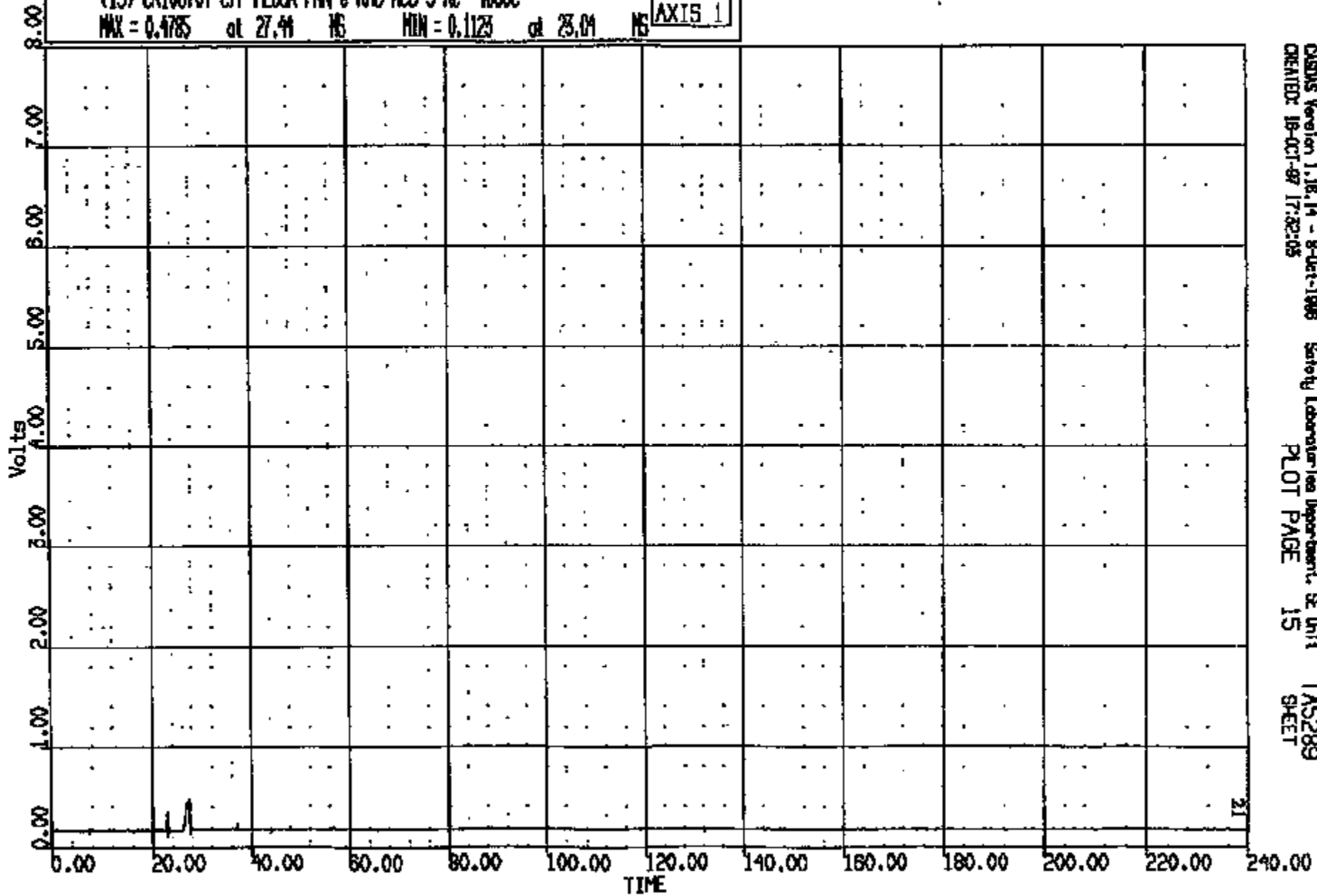
CR10870

CR #: 10870 TO: TAS289 DATE: 971016 15:53:19
199X DN-101 UNKNOWN

(13) CR108701 C/F FLOOR PAN @ RHD ACD 5 AC 4000C

MAX = 0.4785 at 27.41 NS MIN = 0.1123 at 23.04 NS

AXIS 1



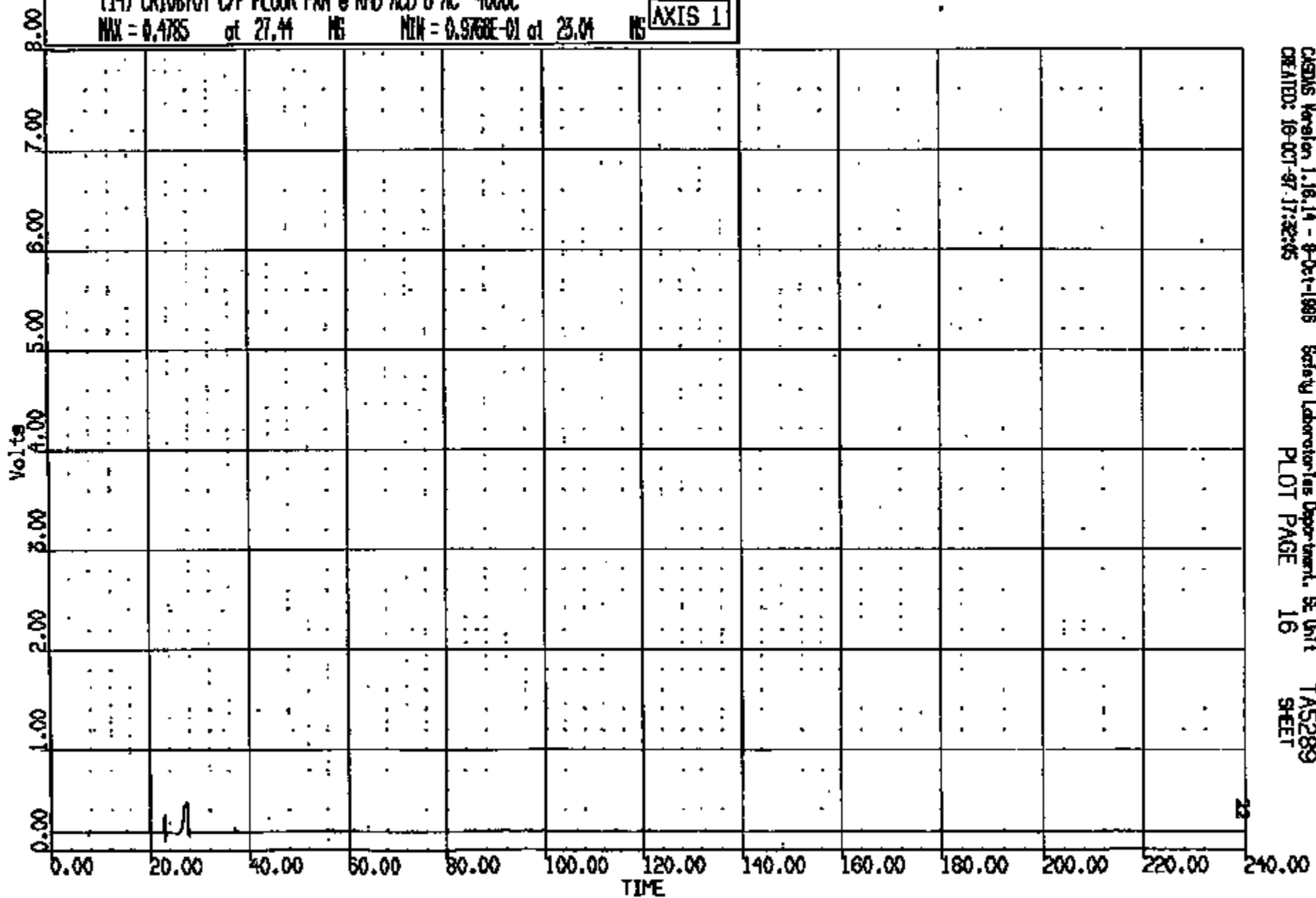
CRIS 0010870

CR R: 10870 TO: TAS289 DATE: 971018 15:33:19
199X DN-101 UNKNOWN

(14) CR108701 C/F FLOOR PAN @ RHD ACD 6 AC 4000C

MAX = 0.4785 at 27.44 MS MIN = 0.9760E-01 at 23.04 MS

AXIS 1




CRTS 0010870

CR R: 10870 TO: TMS289 DATE: 071010 16:32:10
199X DN-101 UNKNOWN

(15) CR10870T C/F FLOOR PHN @ R-D MD 7 AC 4000C

MAX = 7.505 at 22.88 MS MIN = 4.707 at 7.410 MS

AXIS 1



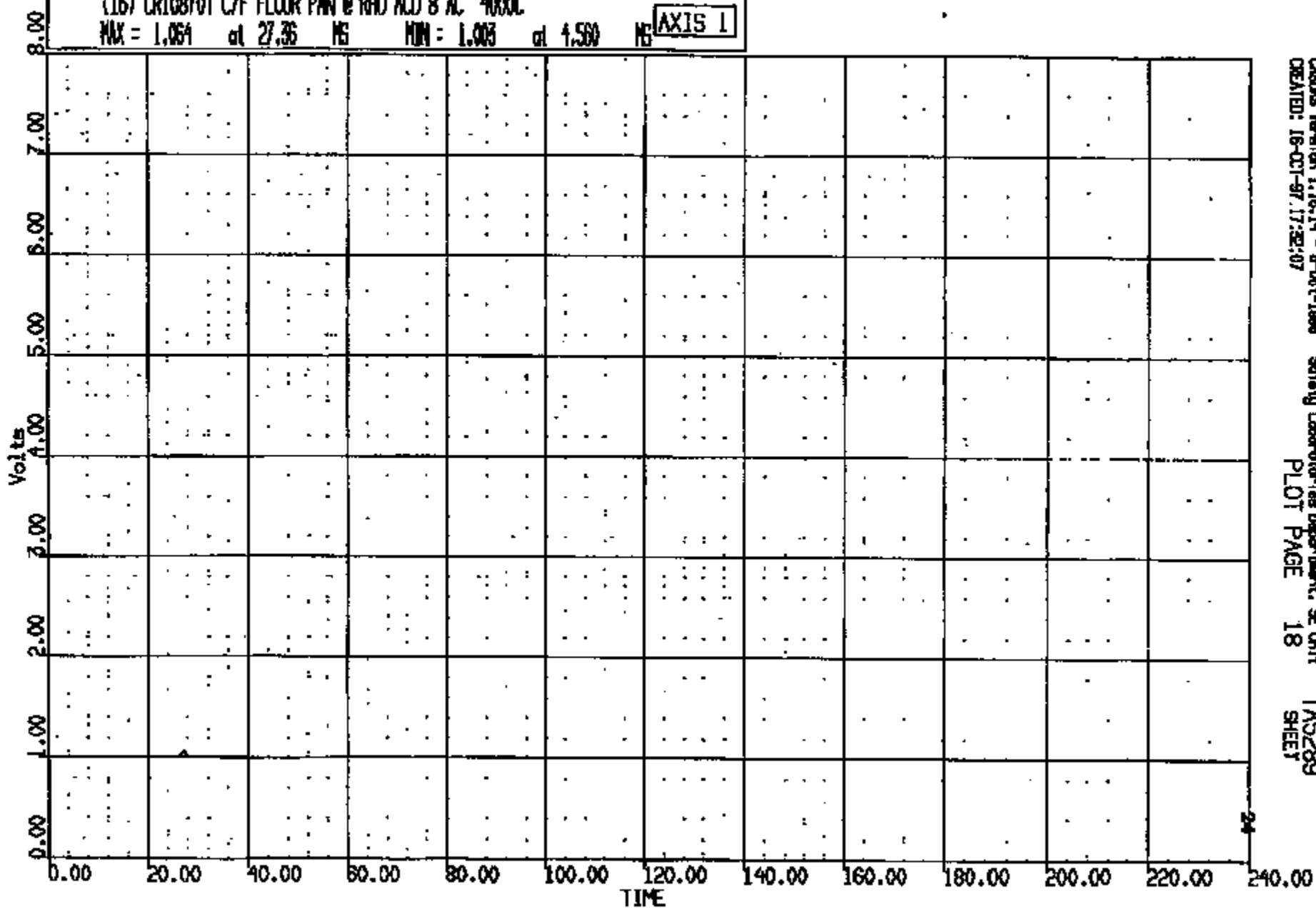
CRIS 0010870

CR R: 10870 TO: TA5289 DATE: 971016 15:55:19
189X DN-101 UNKNOWN

(16) CR108701 C/F FLOOR PAN @ RHD ACD 8 AC 4000C

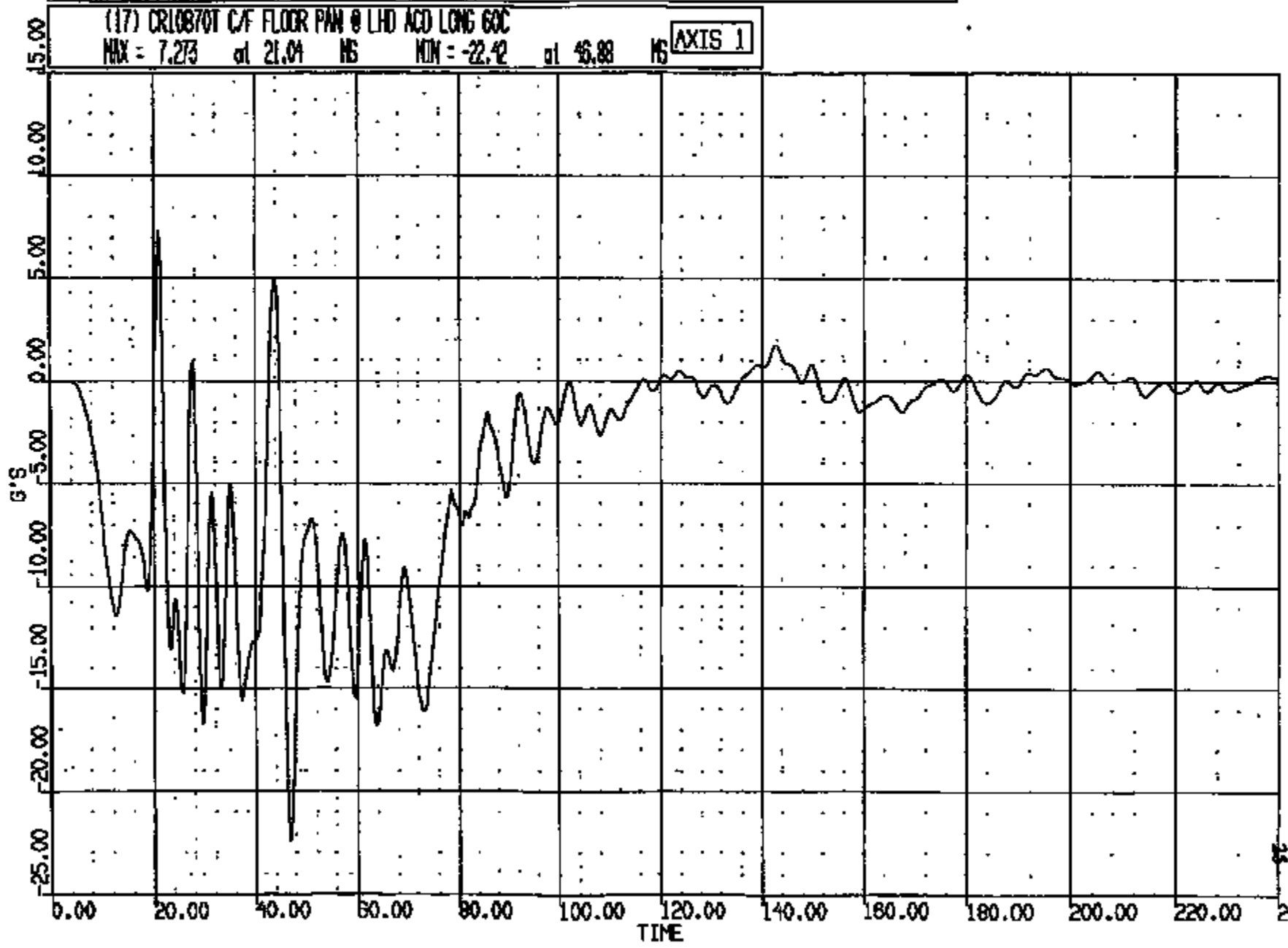
MAX = 1.054 at 27.35 MS MIN = 1.003 at 4.500 MS

AXIS 1



CRTS 0010870

CR #: 10870 TD: TAS289 DATE: 971018 16:33:18
189X DN-101 UNKNOWN



CASUS Version 1.16.14 - 8-Oct-1998 Safety Laboratories Department, SE Unit TAS289
CREATED: 16-OCT-97 17:32:09 PLOT PAGE 19 SHEET

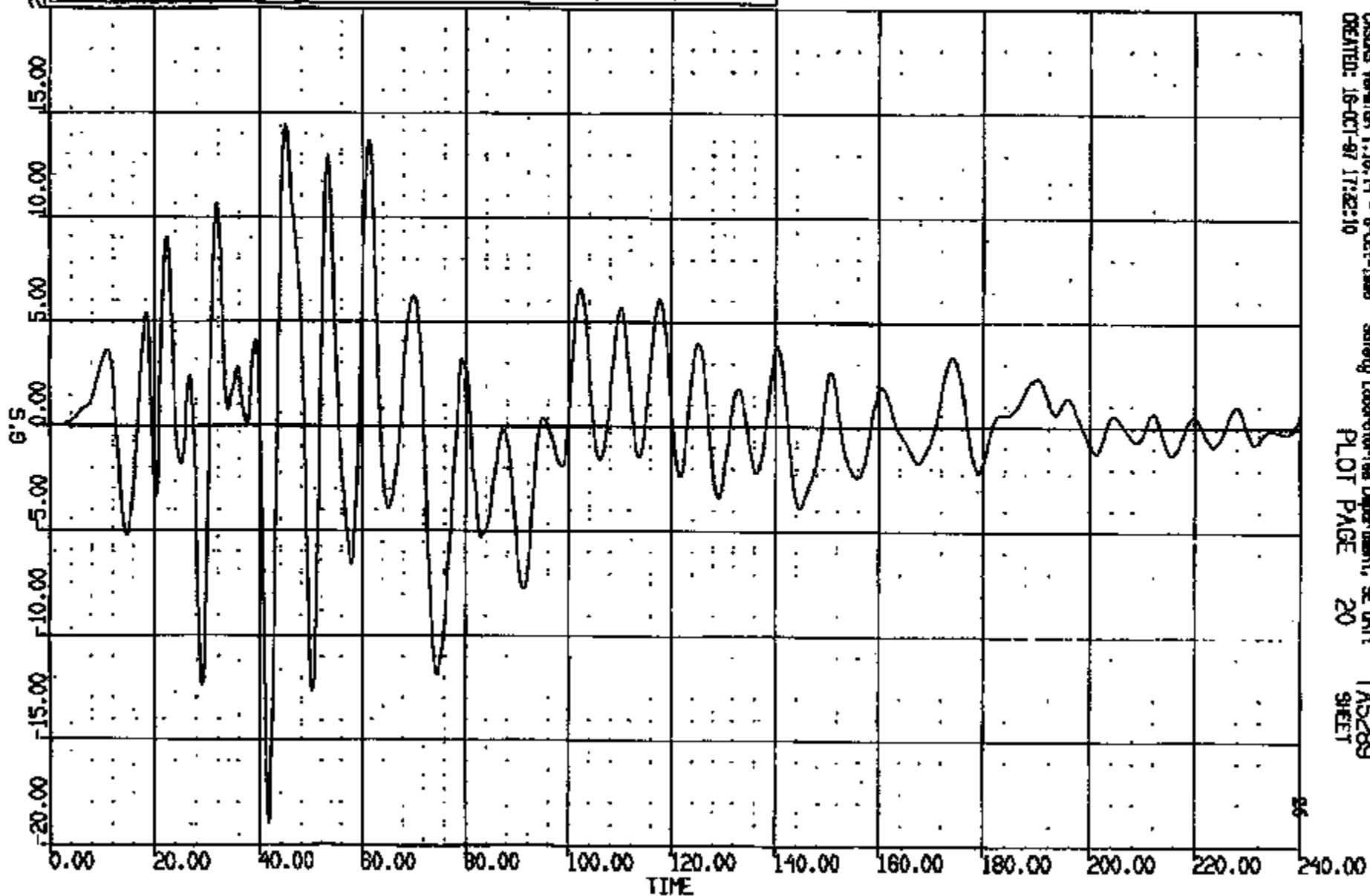
CRIS 0010870

CR R: 10870 TO: TAS289 DATE: 971016 16:53:19
199X DN-101 UNKNOWN

(18) CR10870T C/F FLOOR PAN @ LHD ACD VERT 60C

MAX = 14.44 at 45.04 MS MIN = -19.09 at 41.76 MS

AXIS 1



CASDS Version 1.16.14 - 8-Oct-1998 Safety Laboratories Department, SE Unit
CREATED: 16-OCT-97 17:32:10 TAS289
PLOT PAGE 20 SHEET

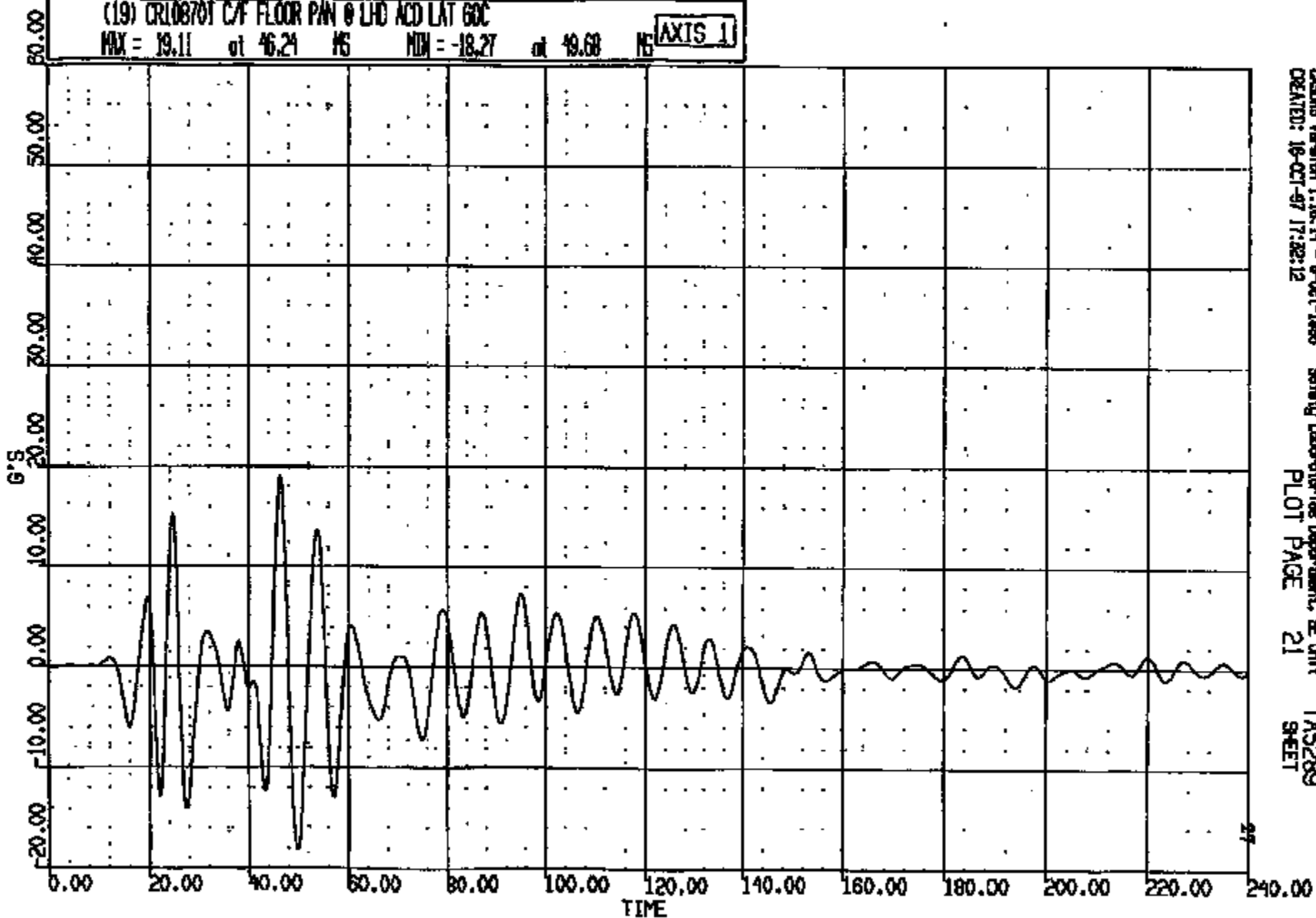
CRTS 0010870

CR#: 10870 TO: TA5289 DATE: 071018 18:58:19
188X DN-101 UNKNOWN

(19) CR108701 C/F FLOOR PAN @ LHD ACD LAT 60C

MAX = 19.11 at 46.24 MS MIN = -18.27 at 49.68 MS

AXIS 11



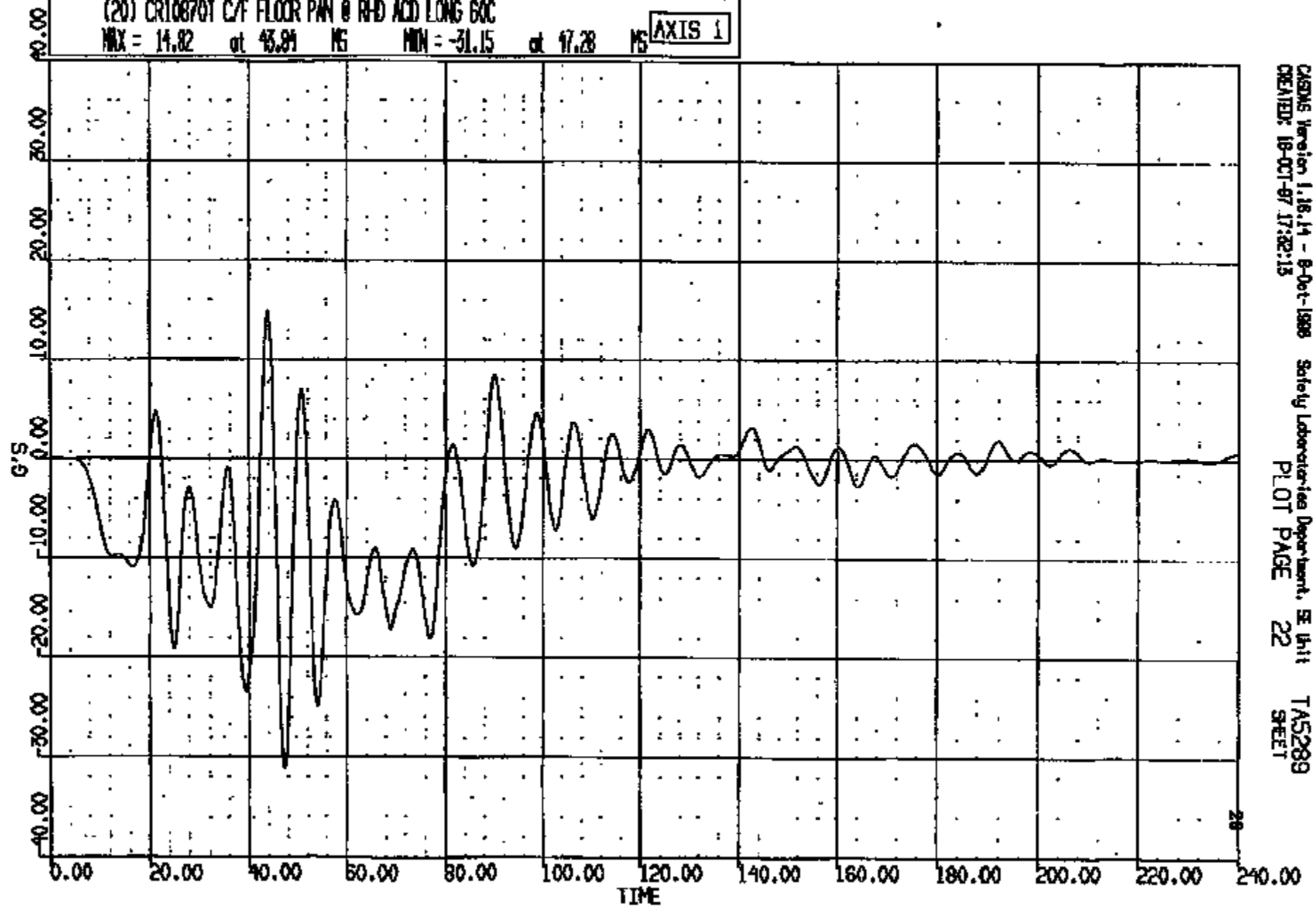
CRTS 0010870

CR R: 10870 TO: TA5289 DATE: 971016 15:25:19
199X DN-101 UNKNOWN

(20) CR108701 C/F FLOOR PAN @ RHD ACD LONG 60C

MAX = 14.82 at 43.94 MS MIN = -31.15 at 47.28 MS

AXIS 1



CRTS 0010870

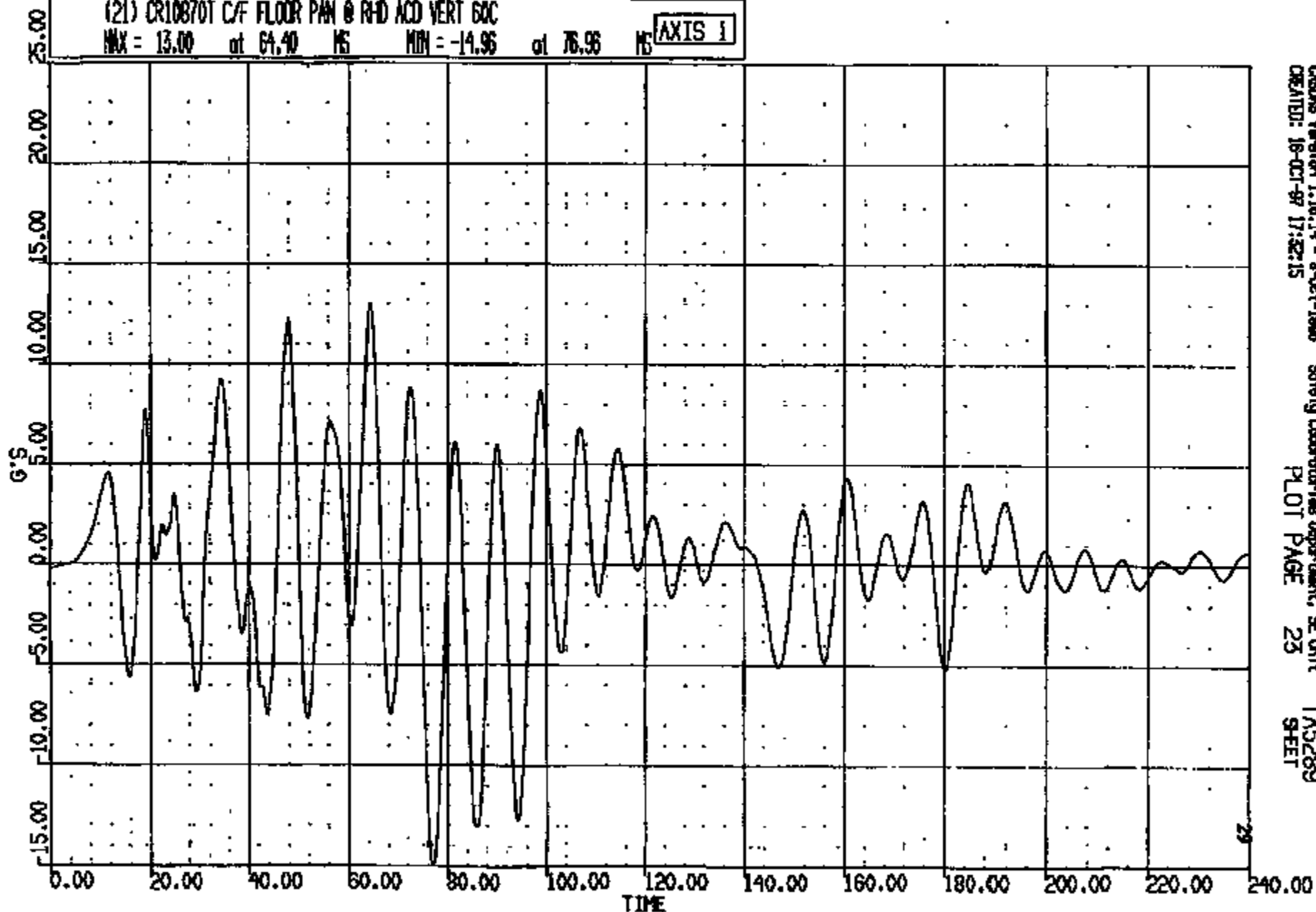
CASMS Version 1.16.14 - 8-Oct-1999 Safety Laboratories Department, SE Unit TA5289
CREATED: 18-OCT-97 17:22:15 PLOT PAGE 22 SHEET

CR: 10870 TO: TA5289 DATE: 971016 15:55:19
189X DN-101 UNKNOWN

(21) CR108701 C/F FLOOR PAN @ RHD ACD VERT 60C

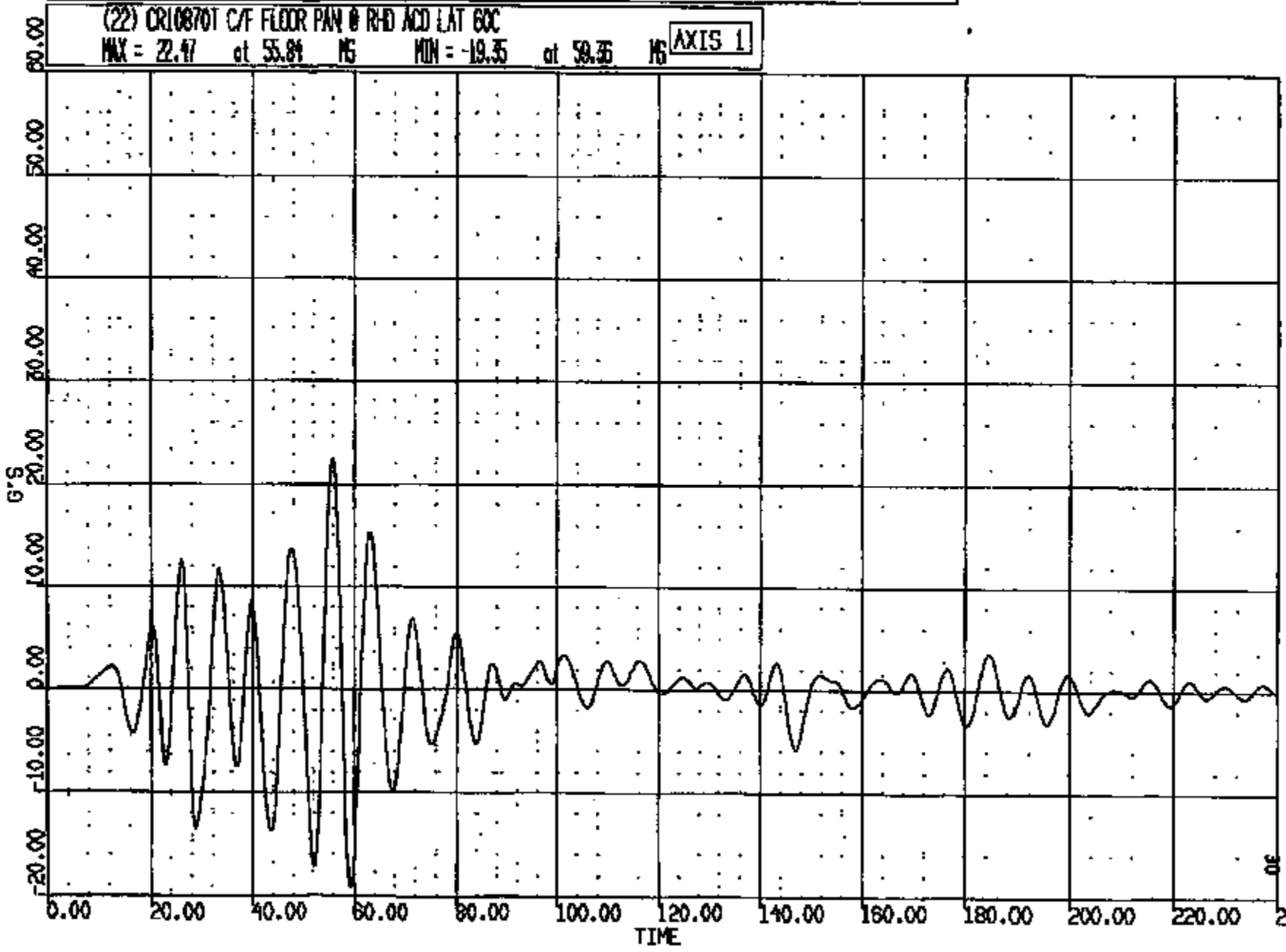
MAX = 13.00 at 64.40 MS MIN = -14.96 at 76.96 MS

AXIS 1



CRIS 0010870

CR R: 10870 TO: TAS289 DATE: 971018 18:58:19
199X DN-101 UNKNOWN



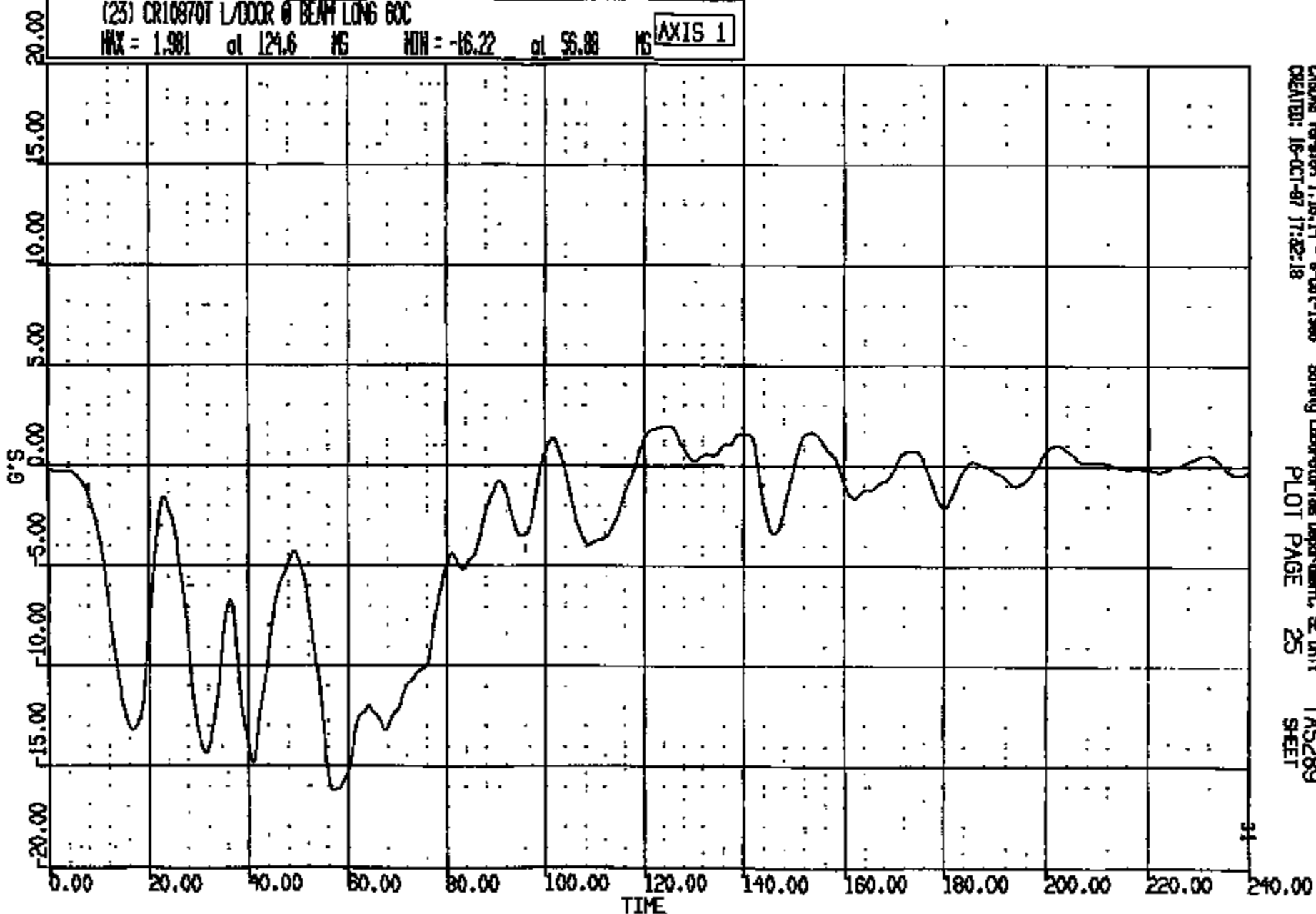
CRTS 0010870

CR N: 10870 TO: TAS289 DATE: 971018 15:33:19
199X DN-101 UNKNOWN

(23) CR10870T L/OOR @ BEAM LONG 60C

MAX = 1.981 at 129.6 MS MIN = -16.22 at 56.88 MS

AXIS 1



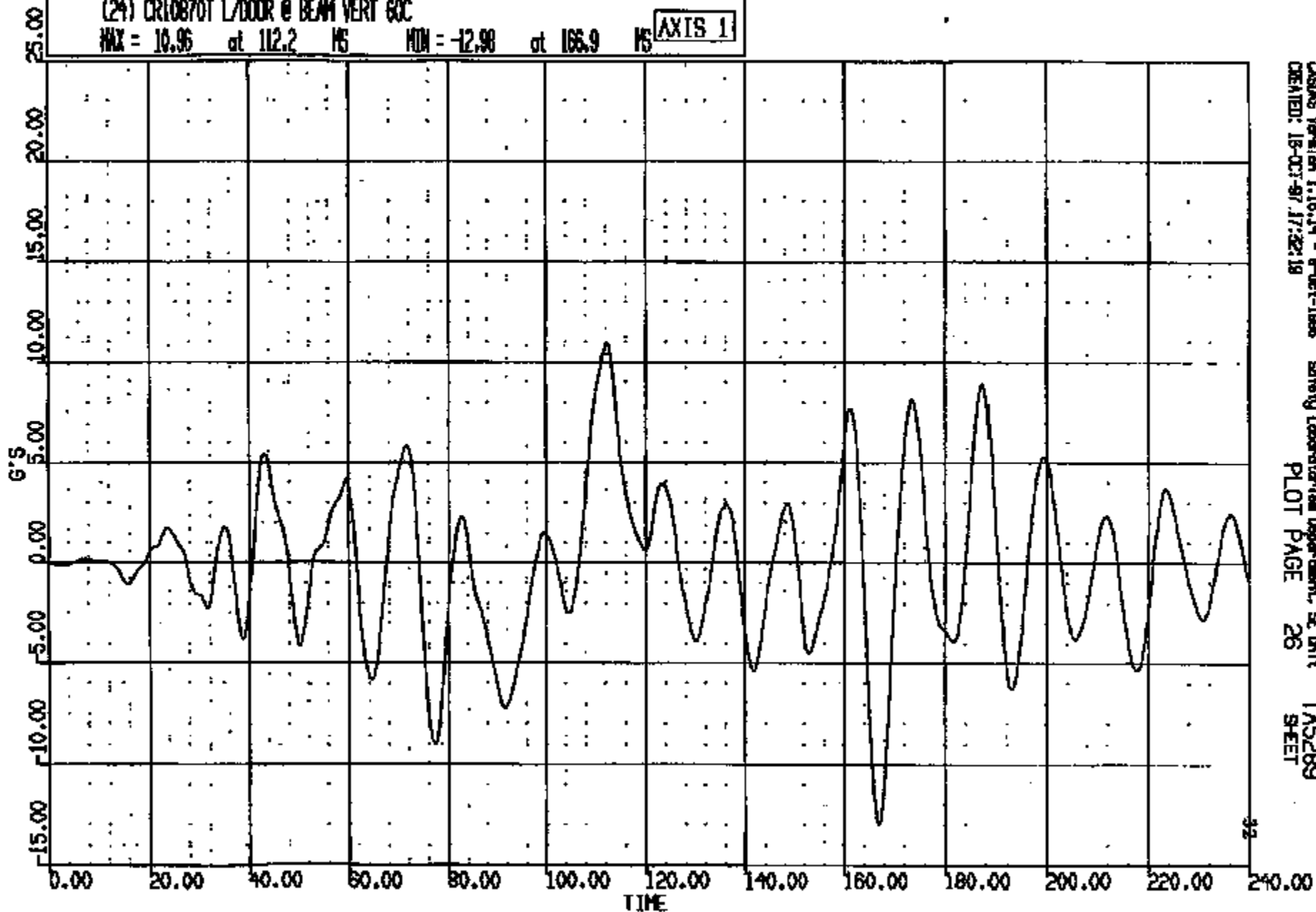
CRTS 0010870

CR R: 10870 TO: TA5289 DATE: 971016 15:53:19
199X DN-101 UNKNOWN

(24) CR108701 L/DOOR @ BEAM VERT 60C

MAX = 10.95 at 112.2 MS MIN = -12.98 at 166.9 MS

AXIS 1



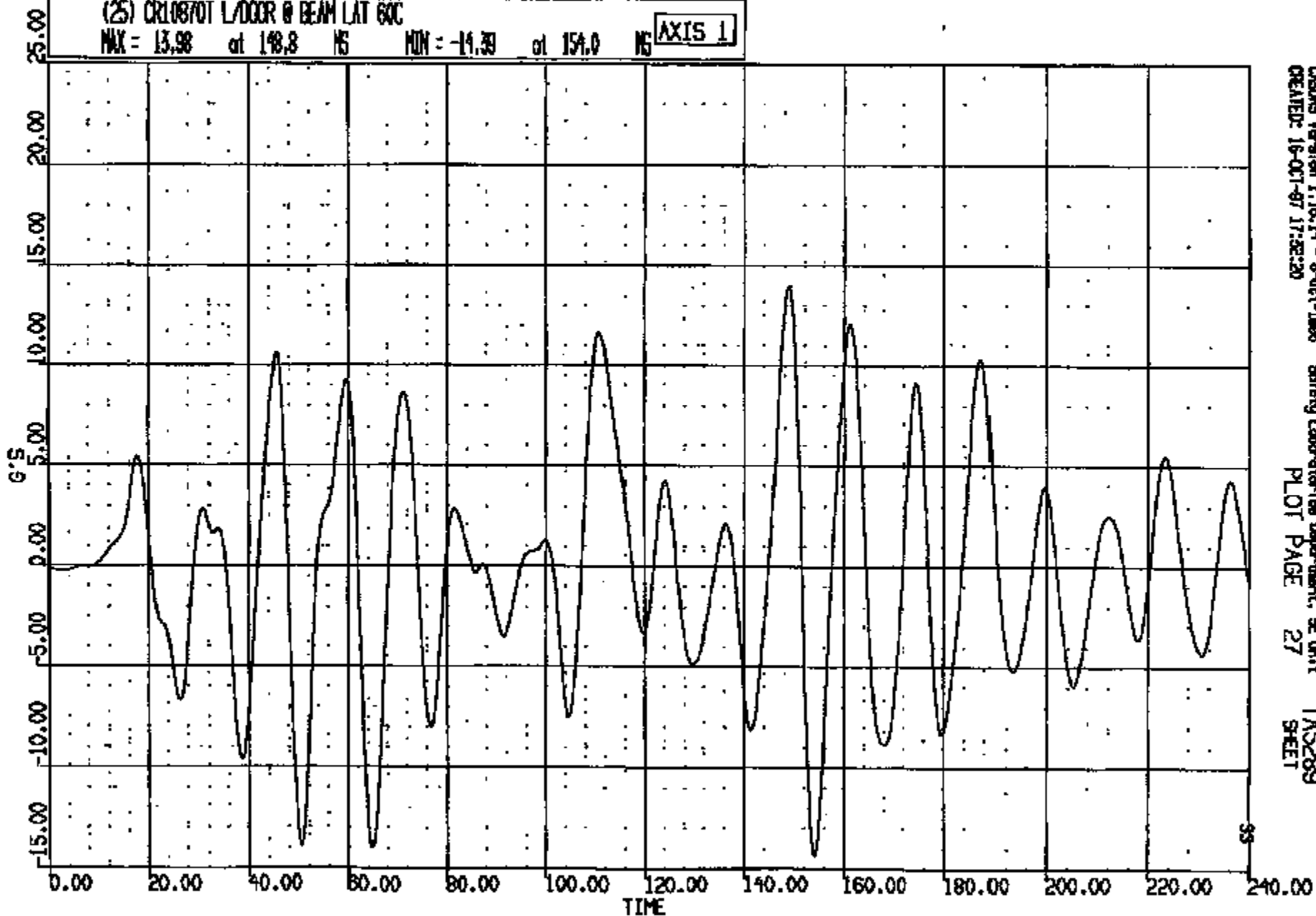
CRTS 0010870

CR R: 10870 TO: T5289 DATE: 971018 15:55:19
189X DN-101 UNKNOWN

(25) CR108701 L/DOOR @ BEAM LAT 60C

MAX = 13.98 at 149.8 NS MIN = -11.39 at 151.0 NS

AXIS 1



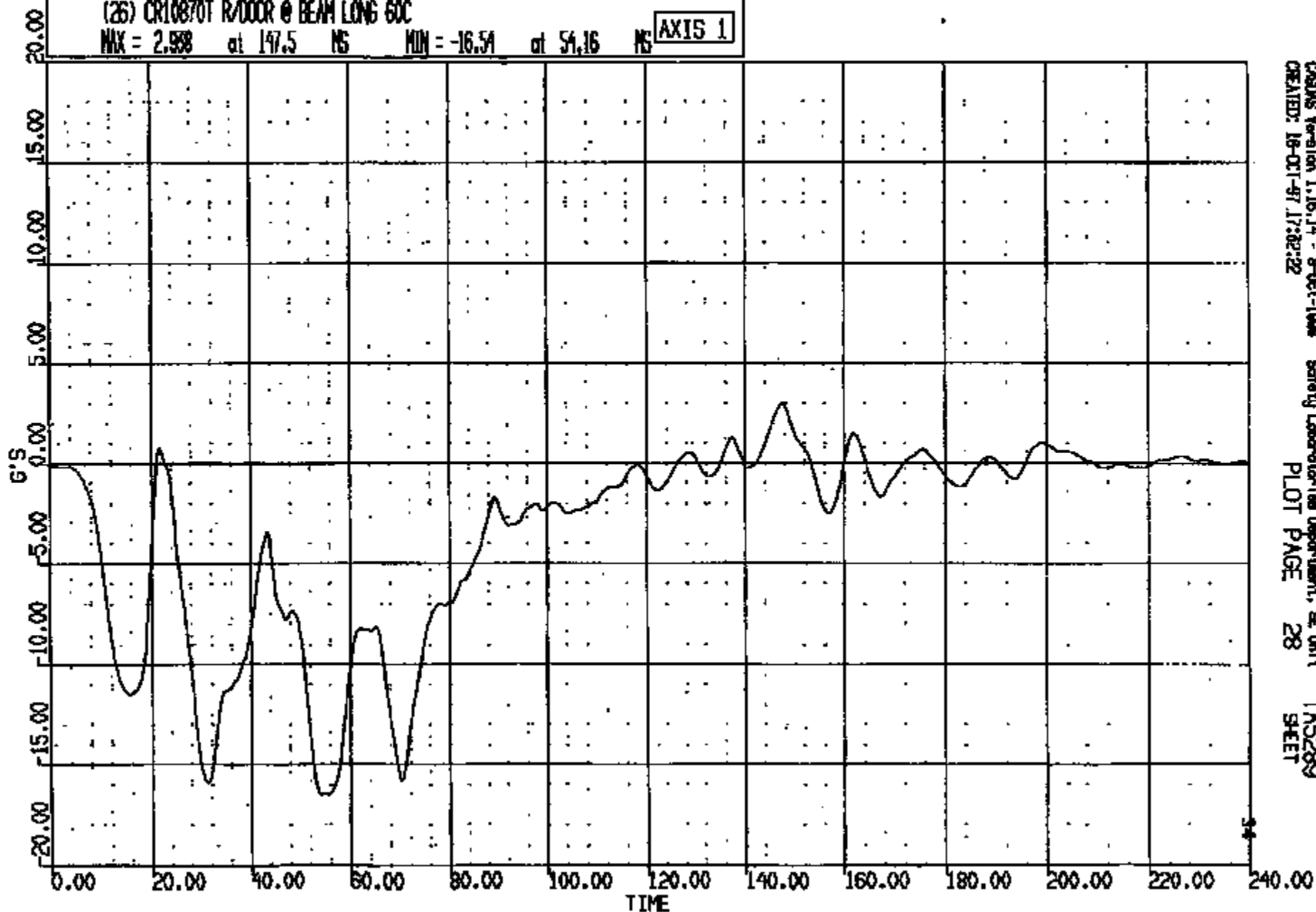
CRTS 0010870

CR R: 10870 TO: TAS289 DATE: 971018 15:53:19
100X DN-101 UNKNOWN

(26) CR10870T R/DOOR @ BEAM LONG 60C

MAX = 2.938 at 147.5 MS MIN = -16.54 at 54.16 MS

AXIS 1



CRS0NS Version 1.16.14 - 8-01-1998 Safety Laboratory Department, SE Unit 1
CREATED: 18-OCT-97 17:02:22
PLOT PAGE 28
TAS289 SHEET

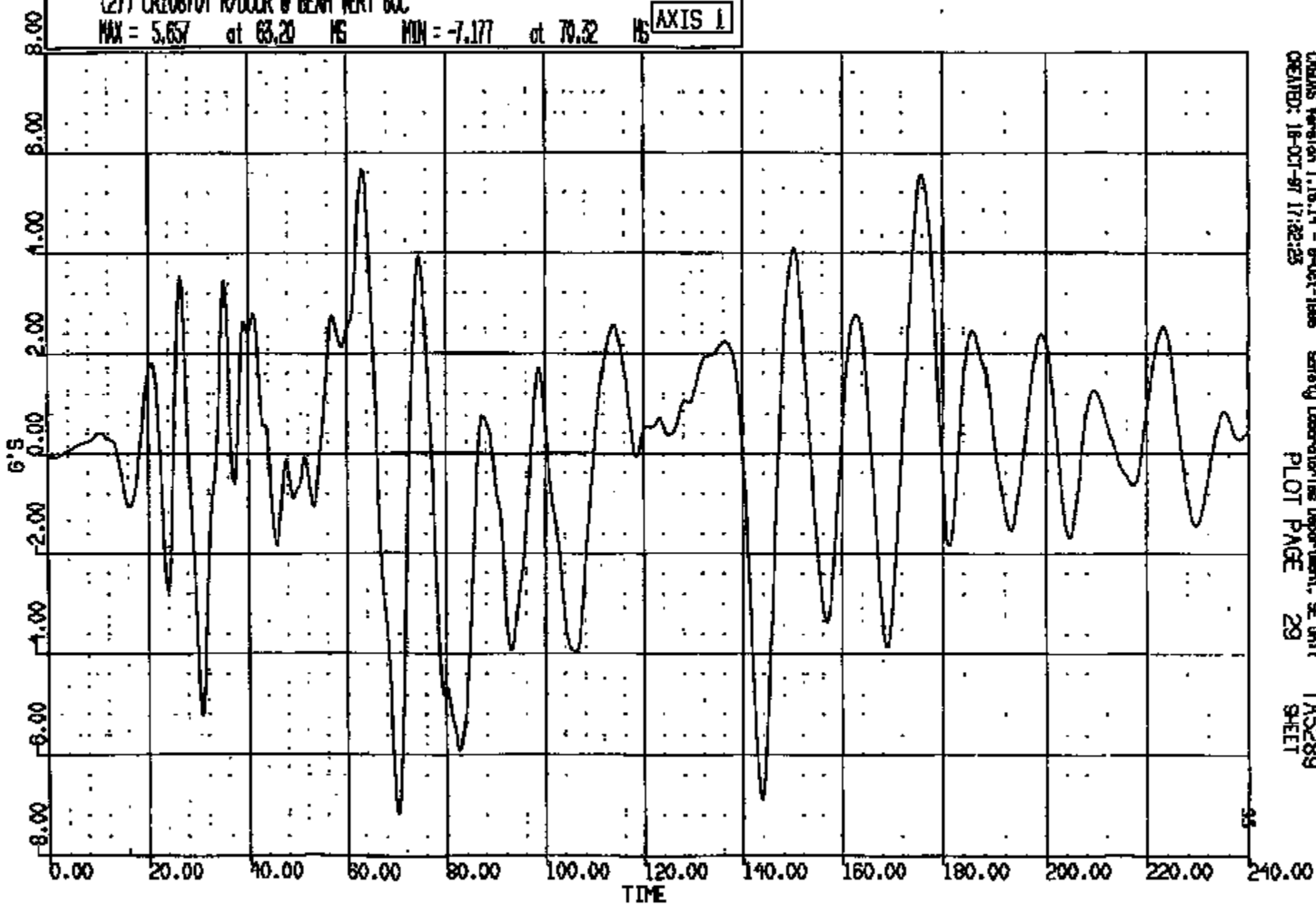
CRIS 0010870

CR #: 10870 TO: TAS289 DATE: 871018 15:55:19
100X DN-101 UNKNOWN

(27) CR10870T R/DOOR @ BEAM VERT 60C

MAX = 5.657 at 63.20 MS MIN = -7.177 at 70.32 MS

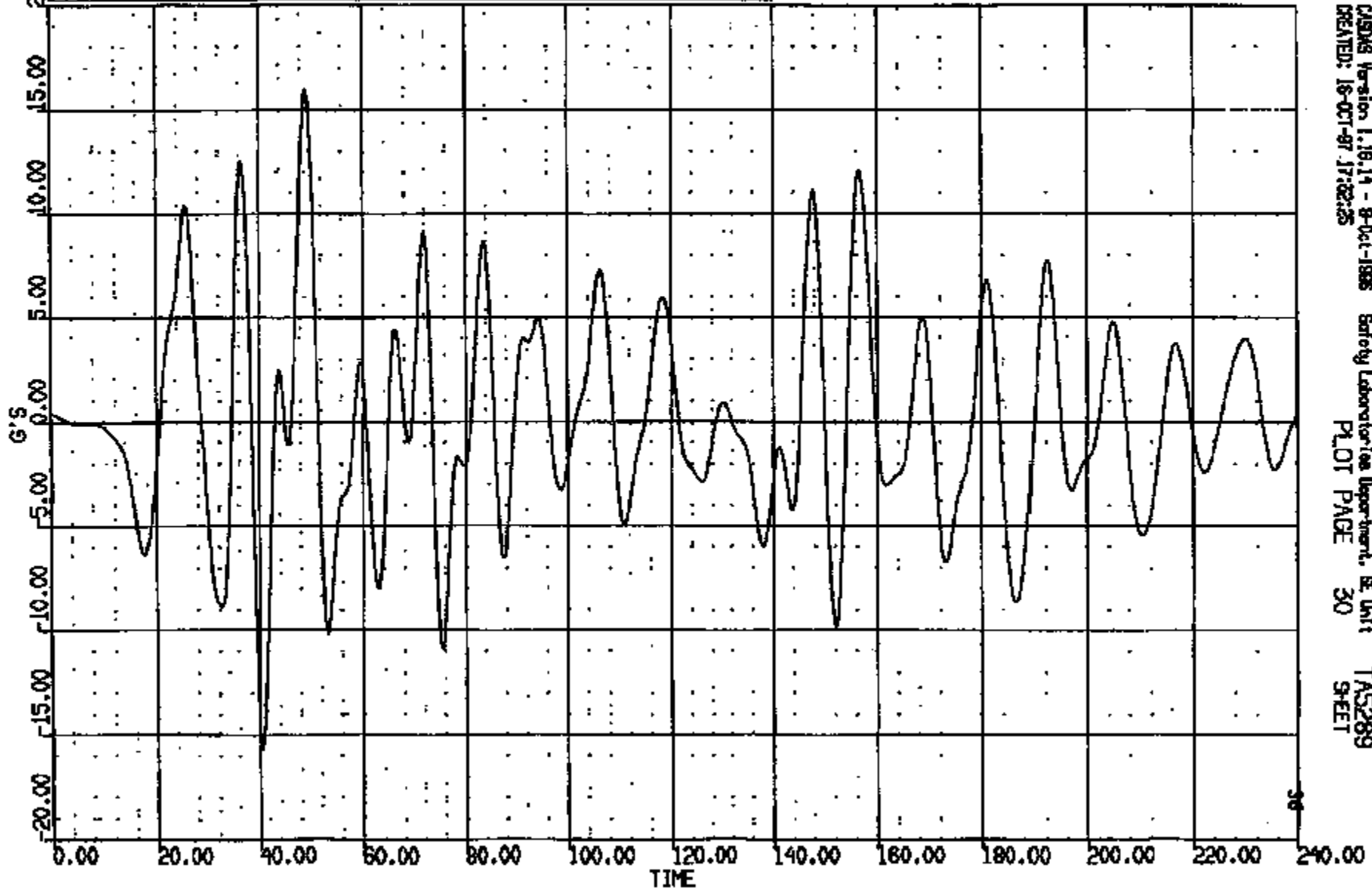
AXIS 1



CRTS 0010870

CR R: 10870 TO: TAS289 DATE: 971018 15:22:18
199X DN-101 UNKNOWN

(28) CR10870T R/DOOR @ BEAH LAT 60C
MAX = 15.95 at 49.12 MS MIN = -15.64 at 40.48 MS **AXIS 1**



CRTS 0010870

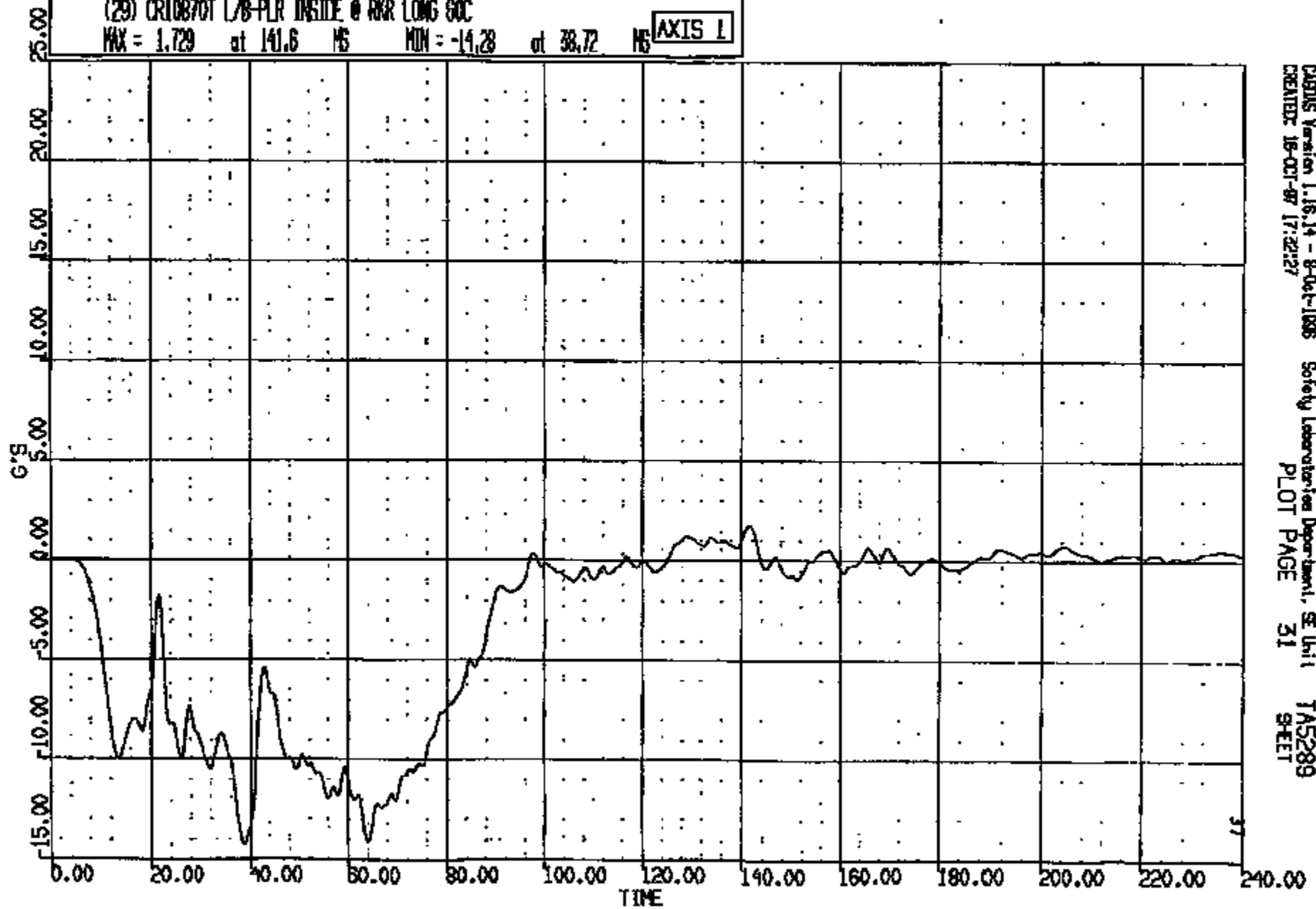
CASMS Version 1.18.14 - 9-Oct-1998 Safety Laboratories Department, SE Unit TAS289
CREATED: 18-OCT-97 17:22:25 PLOT PAGE 30 SHEET

CR R: 10870 TO: TA5289 DATE: 971016 13:55:19
199X DN-101 UNKNOWN

(29) CR10870T L/S-PLR INSIDE @ RKR LONG SOC

MAX = 1.729 at 141.6 MS MIN = -14.28 at 38.72 MS

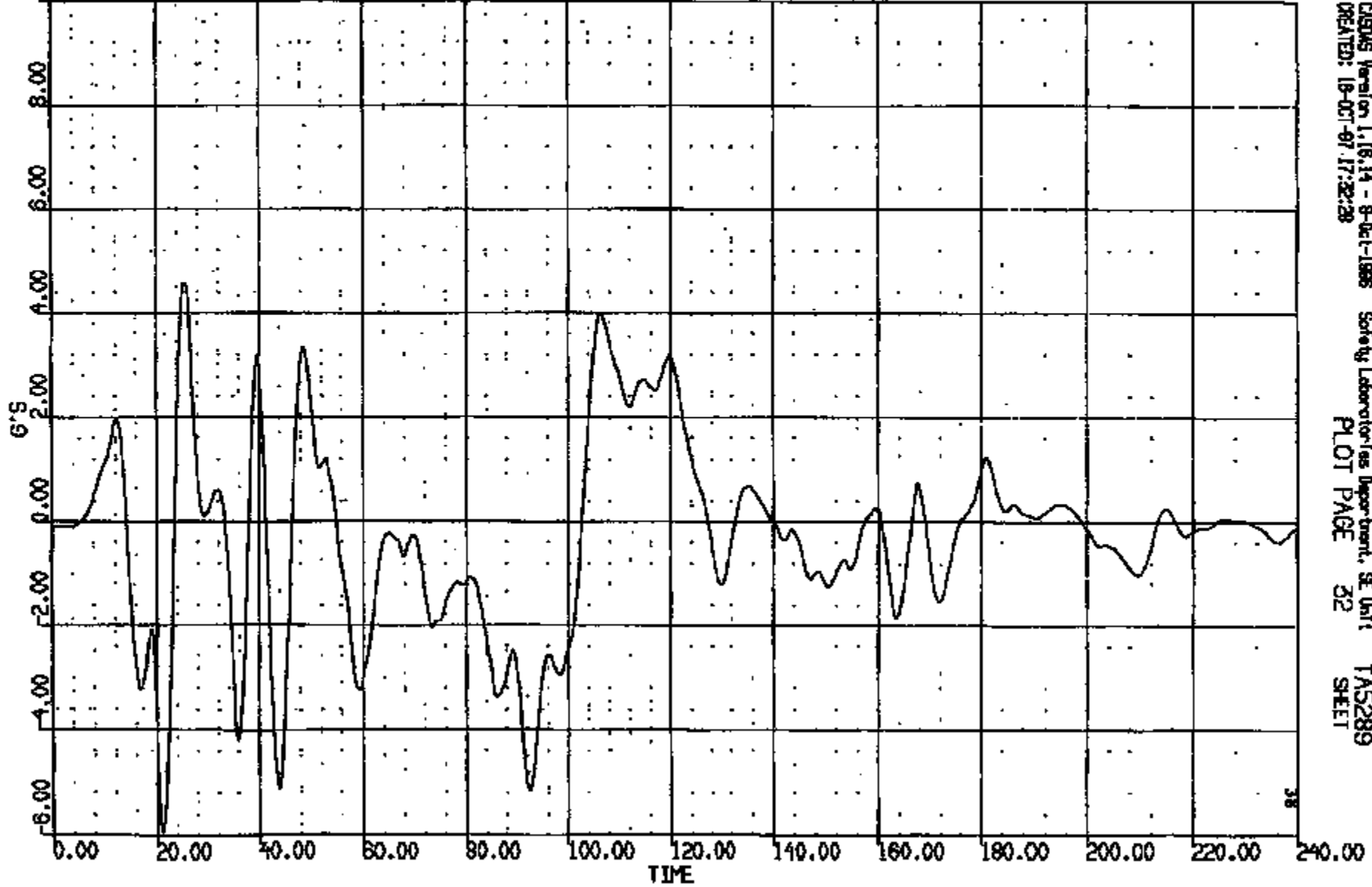
AXIS 1



CR10870 0010870

CR R: 10870 TO: TA5289 DATE: 971018 15:33:19
199X DN-101 UNKNOWN

(30) CR10870T L/B-PLR INSIDE @ RKR VERT GOC
MAX = 4.570 at 25.44 NS MIN = -5.989 at 21.12 NS **AXIS 1**



CRTS 0010870

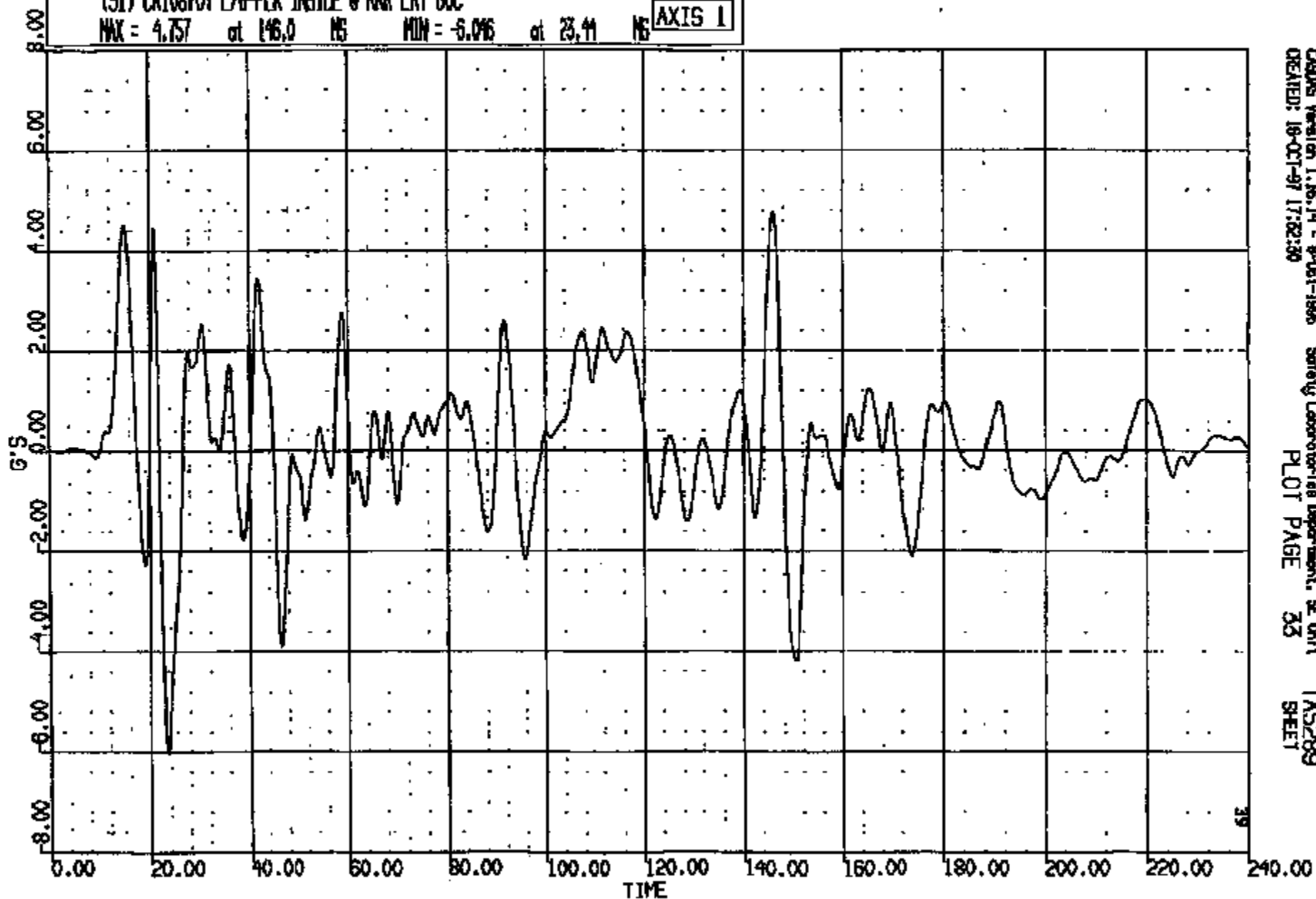
CRS Version 1.18.14 - 9-Oct-1998 Safety Laboratories Department, SE Unit
CREATED: 18-OCT-97 17:22:28
PLOT PAGE 32
TAS289
SHEET

CR R: 10870 TO: T45289 DATE: 971016 15:55:19
199X DN-101 UNKNOWN

(31) CR108701 L/A-PLR INSIDE @ RWR LAT 60C

MAX = 4.757 at 146.0 MS MIN = -5.046 at 23.44 MS

AXIS 1

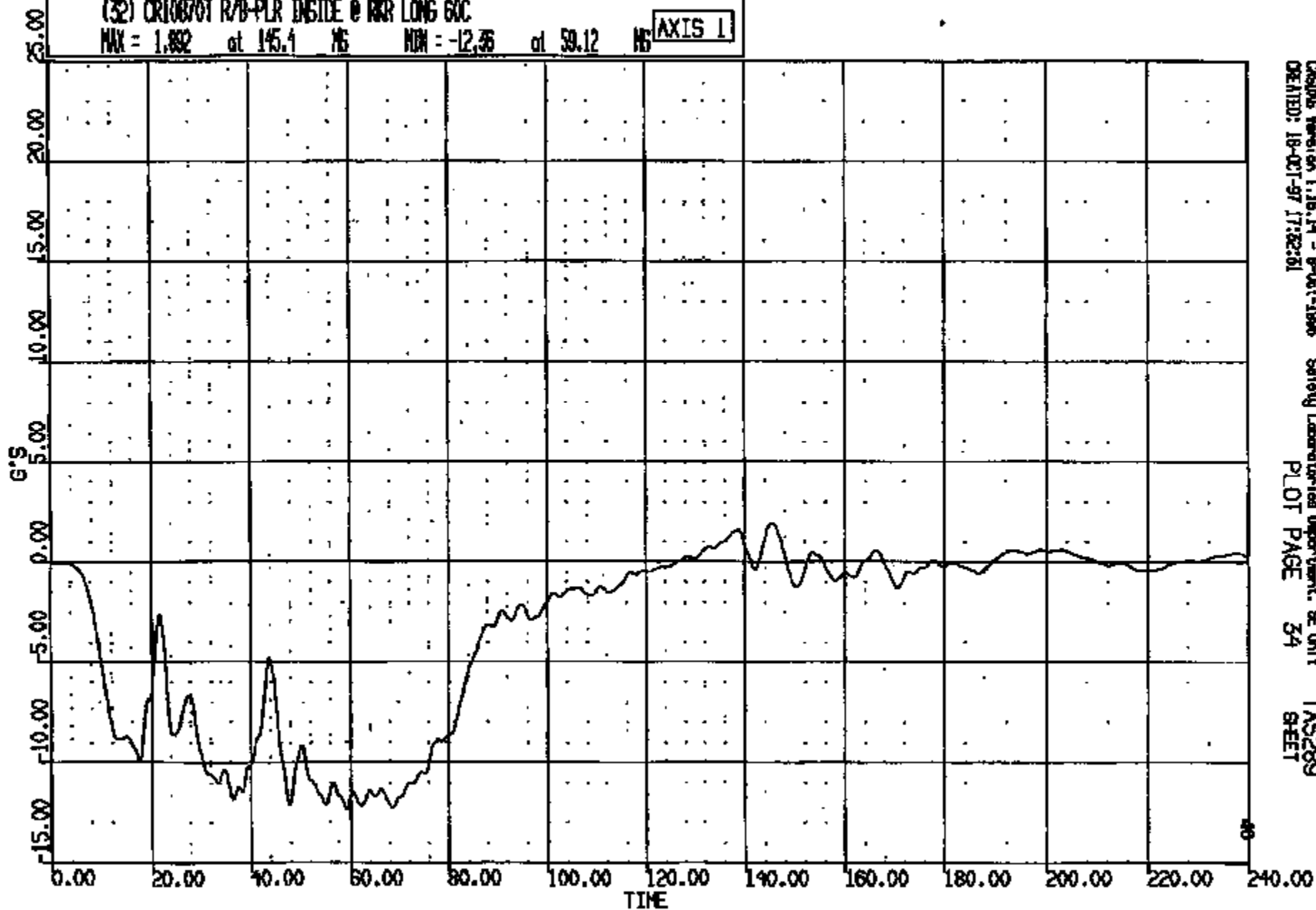


CRIS 0010870

CR R: 10870 TO: TAS289 DATE: 971018 15:55:19
199X DN-101 UNKNOWN

(32) CR108707 R/D-PLR INSIDE @ NWR LONG GC

MAX = 1.892 at 145.1 MS MIN = -12.36 at 59.12 MS AXIS 1



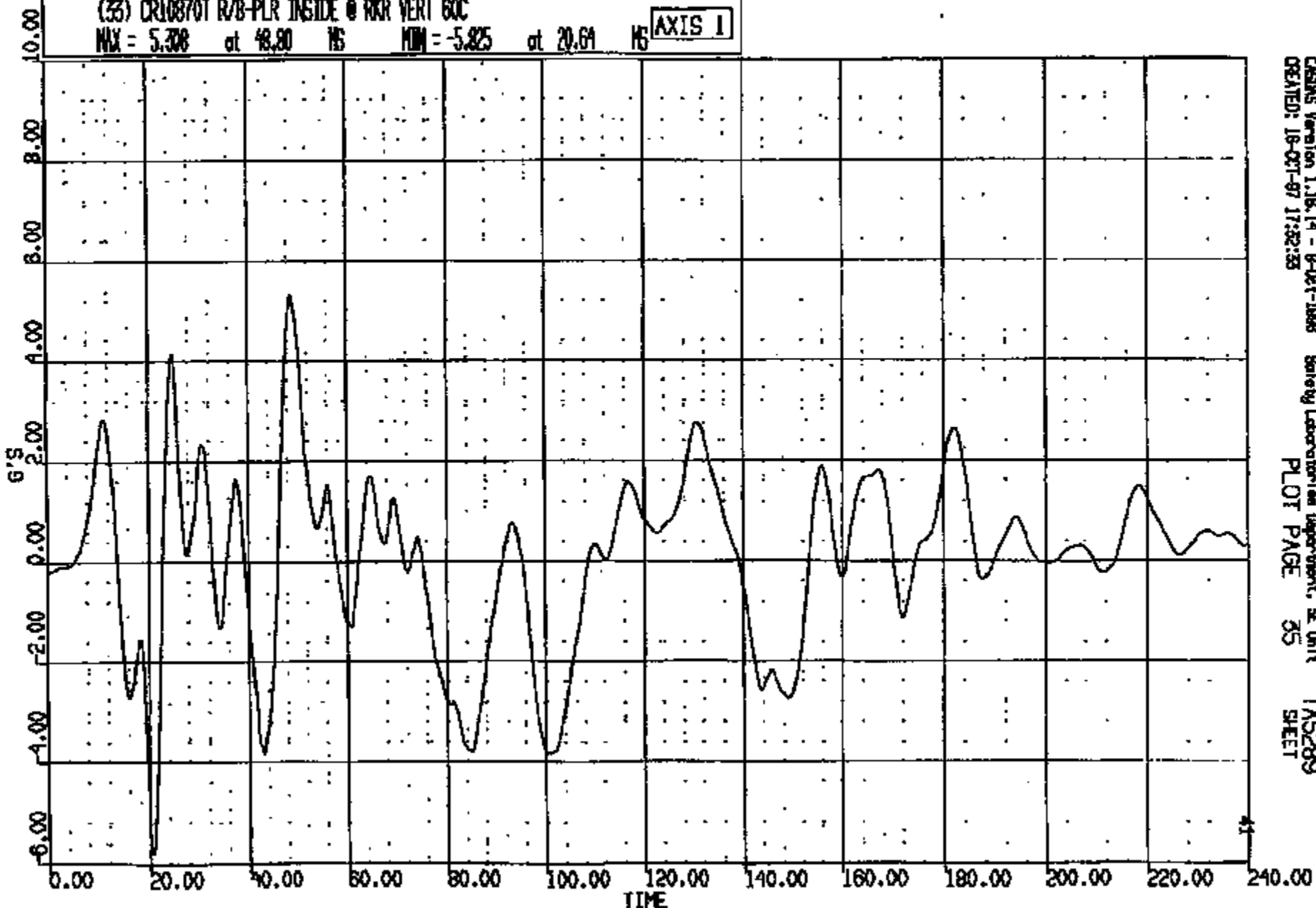
CR108707

CR R: 10870 TO: TAS289 DATE: 971018 15:58:19
199X DN-101 UNKNOWN

(33) CR10870T R/B-PLR INSIDE @ RKR VERT 60C

MAX = 5.308 at 48.80 HS MIN = -5.825 at 20.64 HS

AXIS 1



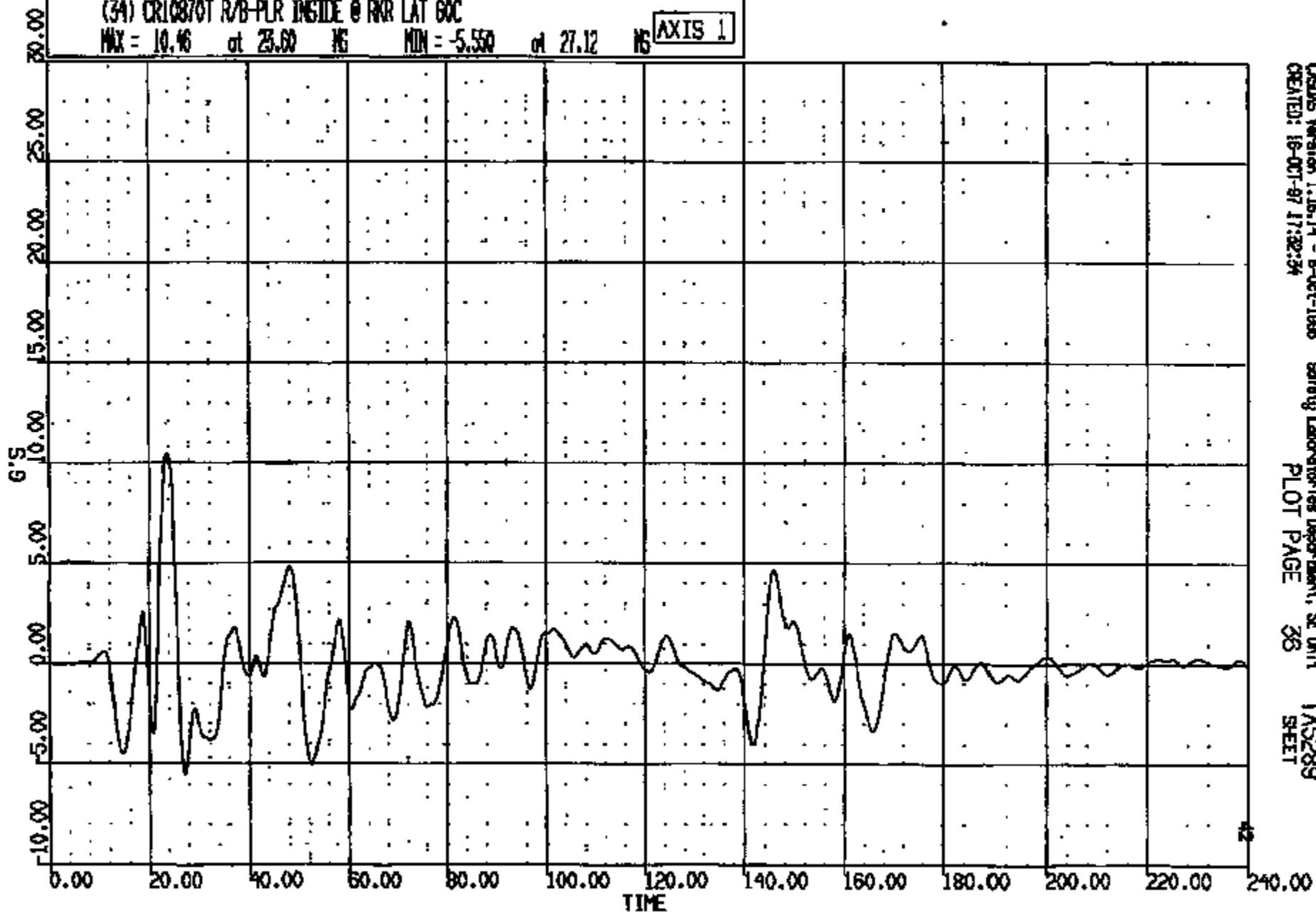
CRTS 0010870

CR R: 10870 TO: TAS289 DATE: 971016 15:55:19
189X DN-101 UNKNOWN

(34) CR10870T R/B-PLR INSIDE @ RKR LAT GOC

MAX = 10.46 at 23.00 NS MIN = -5.550 at 27.12 NS

AXIS 1



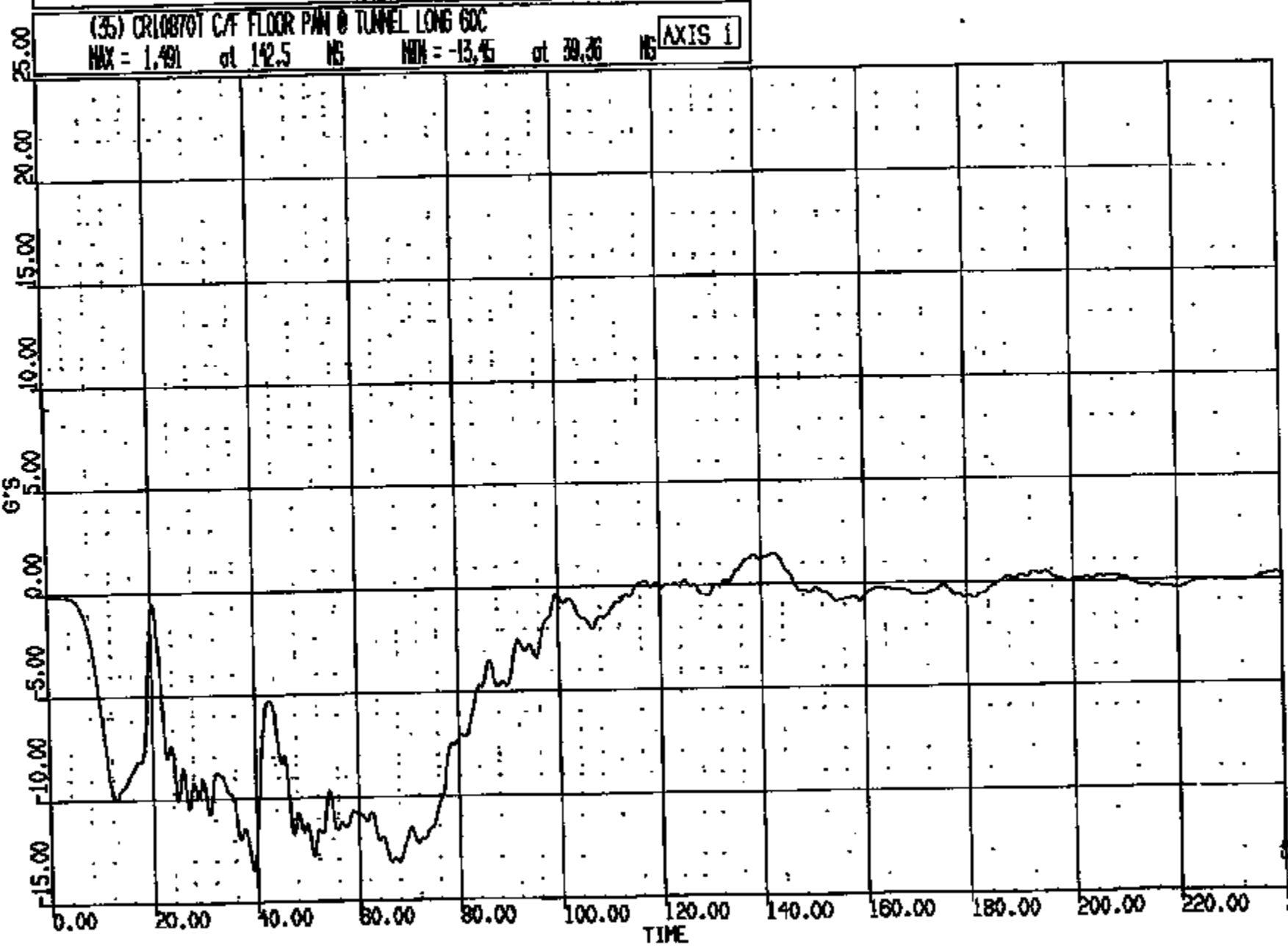
CRTS 0010870

CRSIS Version 1.16.14 - 8-Oct-1998
CREATED: 16-OCT-97 17:32:34

Safety Laboratories Department, SE Unit
PLOT PAGE 36

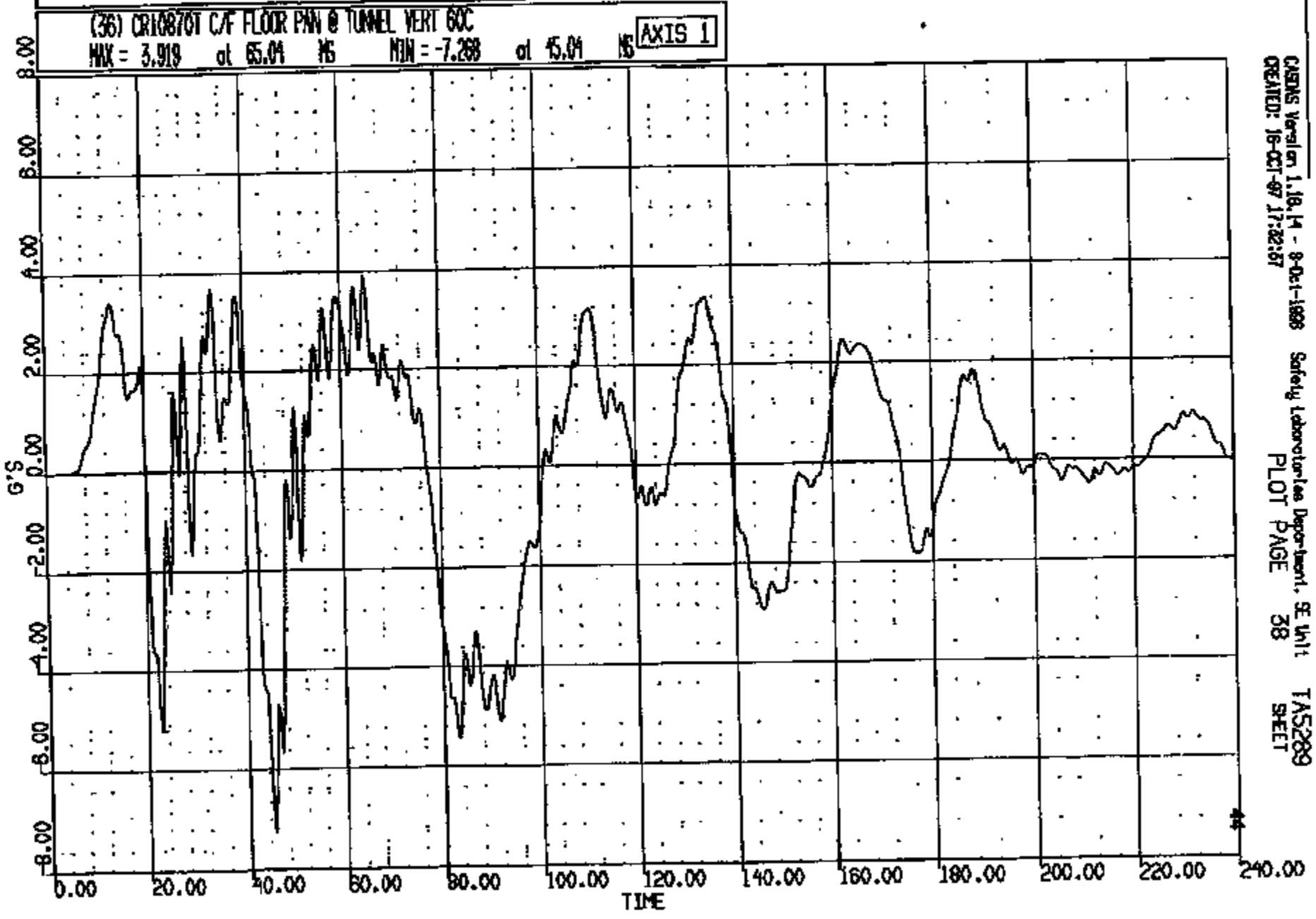
TAS289
SHEET

CR R: 10870 TO: TAS289 DATE: 971018 15:53:18
199X DN-101 UNKNOWN



CRIS 0010870

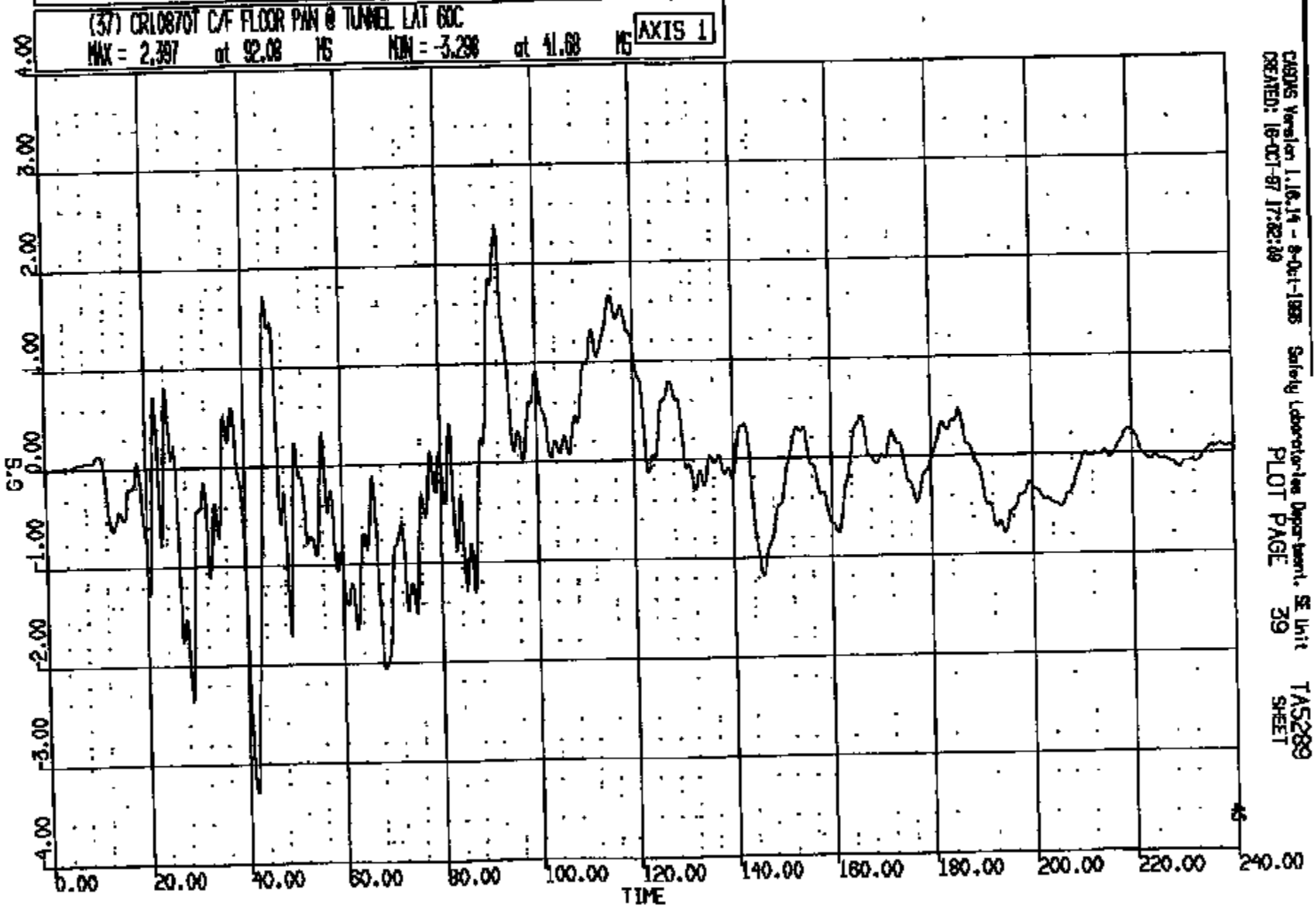
CR R: 10870 TO: TA5289 DATE: 971018 16:38:19
189X DN-101 UNKNOWN



CRSRS Version 1.10, 14 - 8-01-1988 Safety Laboratories Department, SE Unit
CREATED: 16-OCT-97 17:32:57
PLOT PAGE 38
TA5289
SHEET

CRTS 0010870

CR R: 10870 TO: TAS289 DATE: 971016 15:28:19
199X DN-101 UNKNOWN



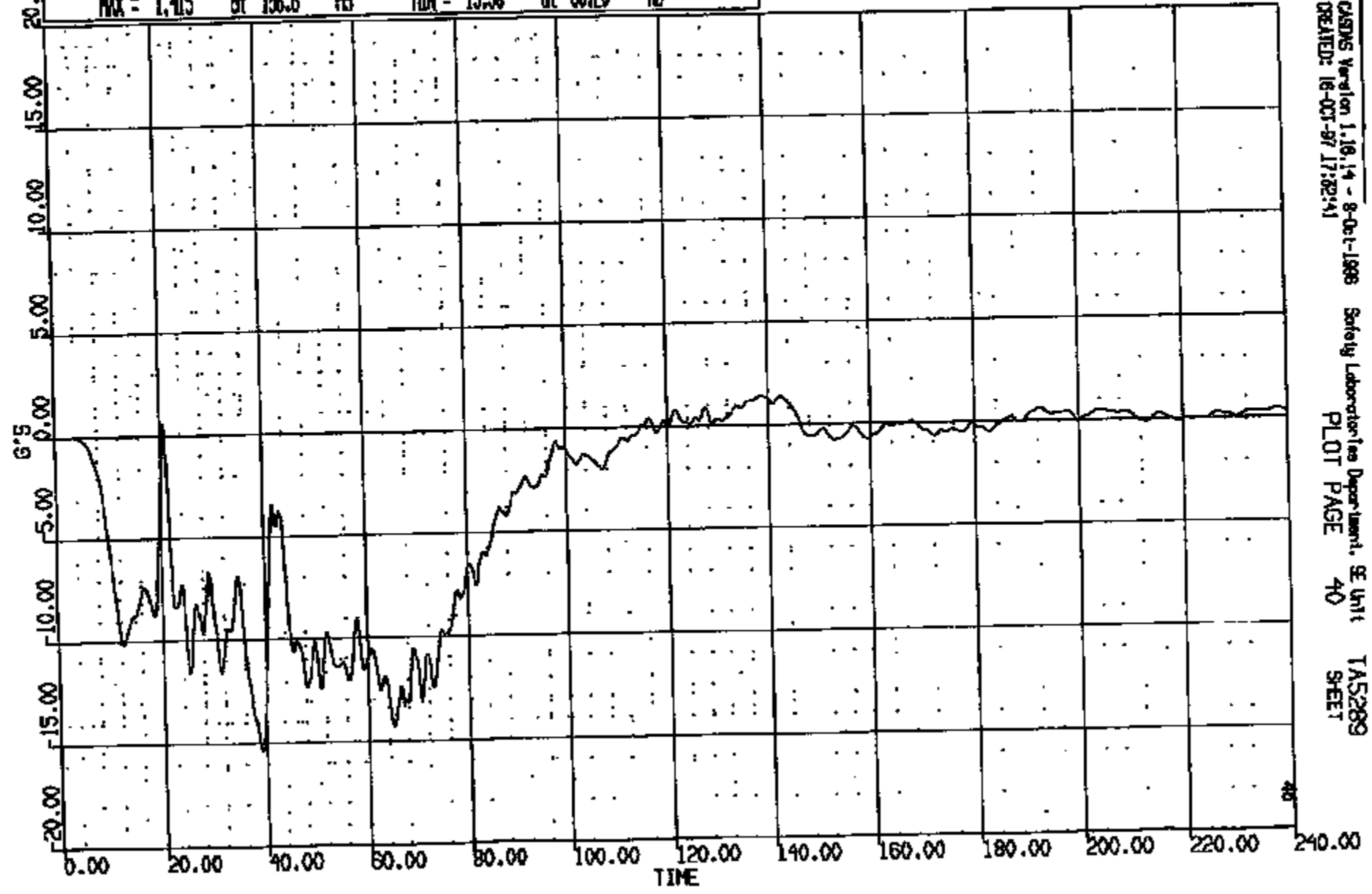
CRS06 Version 1.0.14 - 8-Oct-1995 Safety Laboratories Department, SE Unit TAS289
CREATED: 16-OCT-97 17:22:30 PLOT PAGE 39 SHEET

CRTS 0010870

CR R: 10870 TO: TAS289 DATE: 971019 15:33:19
199X DN-101 UNKNOWN

(38) CR10870T L/F FLOOR PAN @ #1 XMR CNTR LONG 60C
MAX = 1.415 at 136.6 NS MIN = -15.38 at 30.20 NS

AXIS 1



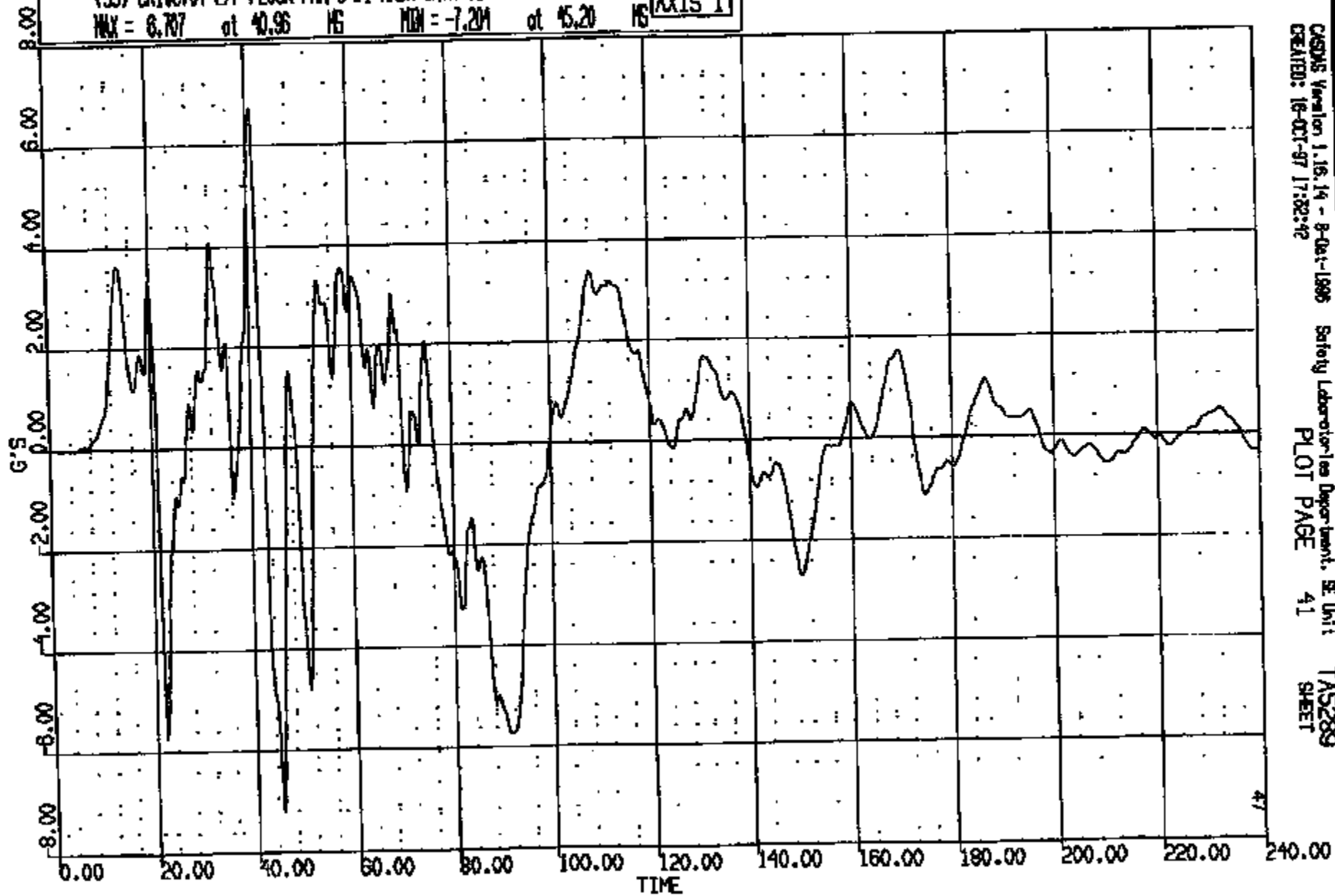
CRTS 0010870

CADDS Version 1.10.14 - 8-Oct-1998 Safety Laboratories Department, SE Unit
CREATED: 16-Oct-97 17:32:41 PLOT PAGE 40 TAS289 SHEET

CR R: 10870 TO: TA5289 DATE: 971018 15:53:19
189X DN-101 UNKNOWN

(39) CR10870T L/F FLOOR PAN @ #1 XMR CNTR VERT 60C
MAX = 6.707 at 40.96 MS MIN = -7.204 at 45.20 MS

AXIS 1

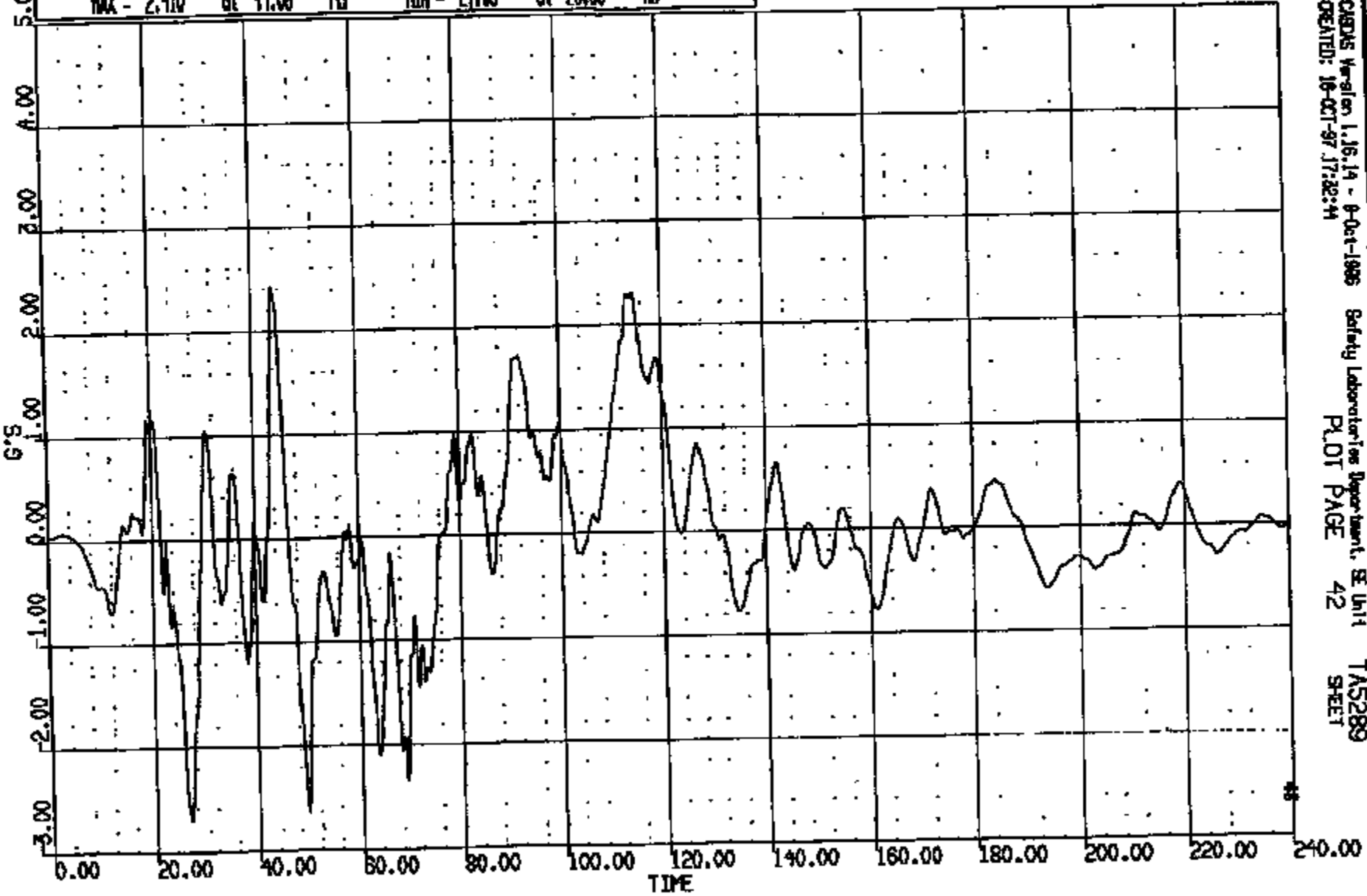


CRS/AS Vibration 1.16.14 - 8-Oct-1995 Safety Laboratories Department, SE Unit
CREATED: 16-OCT-97 17:32:42
PLOT PAGE 41
TAS289
SHEET

CRIS 0010870

CR R: 10870 TD: TAS289 DATE: 971018 15:55:18
199X DN-101 UNKNOWN

(40) CR10870T L/F FLOOR PAN @ #1 XPER CNTR LAT 60C
MAX = 2.410 at 44.08 MS MIN = -2.765 at 26.96 MS **AXIS 1**

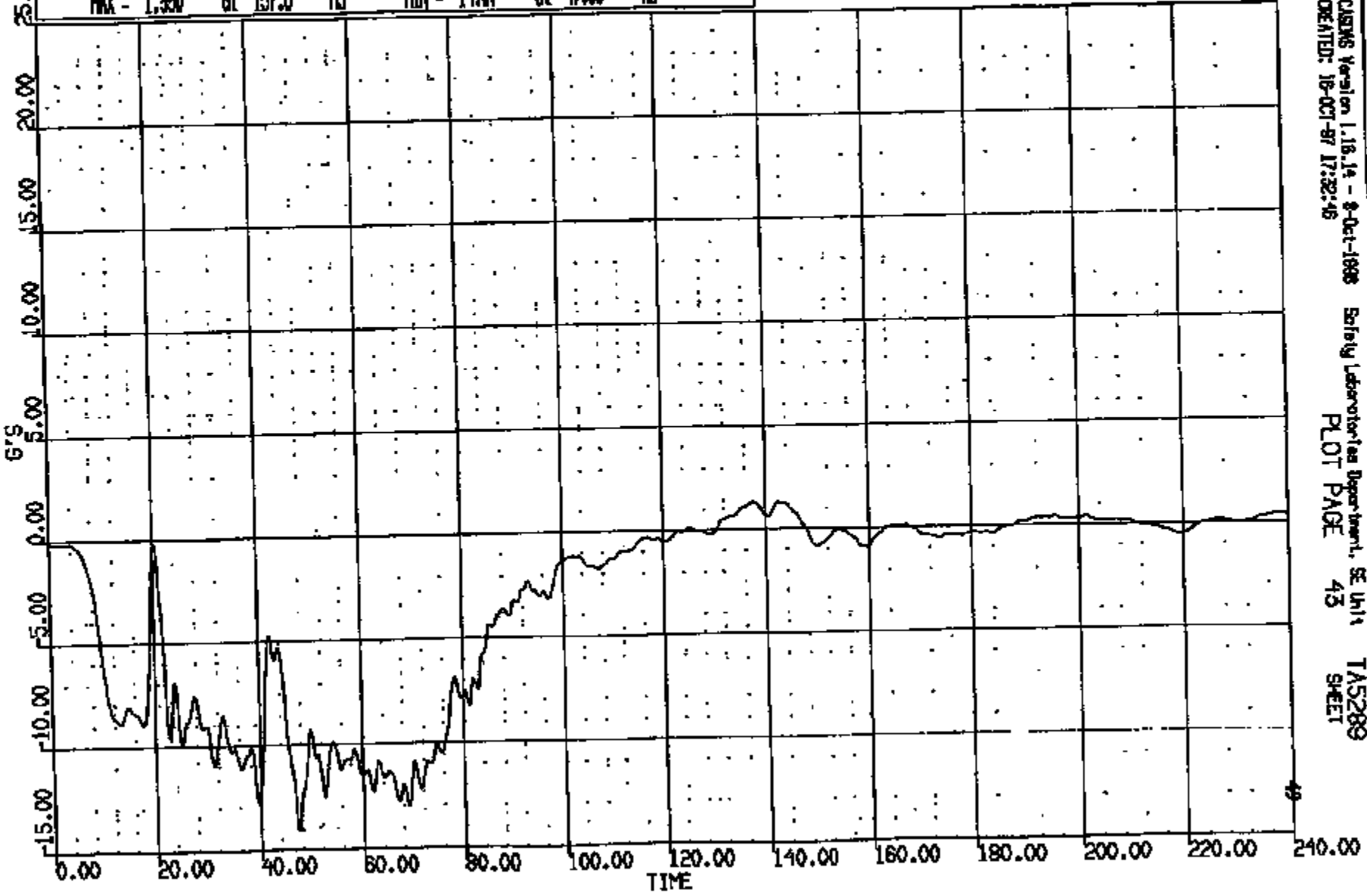


CRTS 0010870

CRS Version 1.16.14 - 8-Oct-1996 Safety Laboratories Department, SE Unit
CREATED: 18-OCT-97 17:32:14 PLOT PAGE 42 TAS289 SHEET

CR RI: 10870 TO: TA5289 DATE: 971018 15:33:19
199X DN-101 UNKNOWN

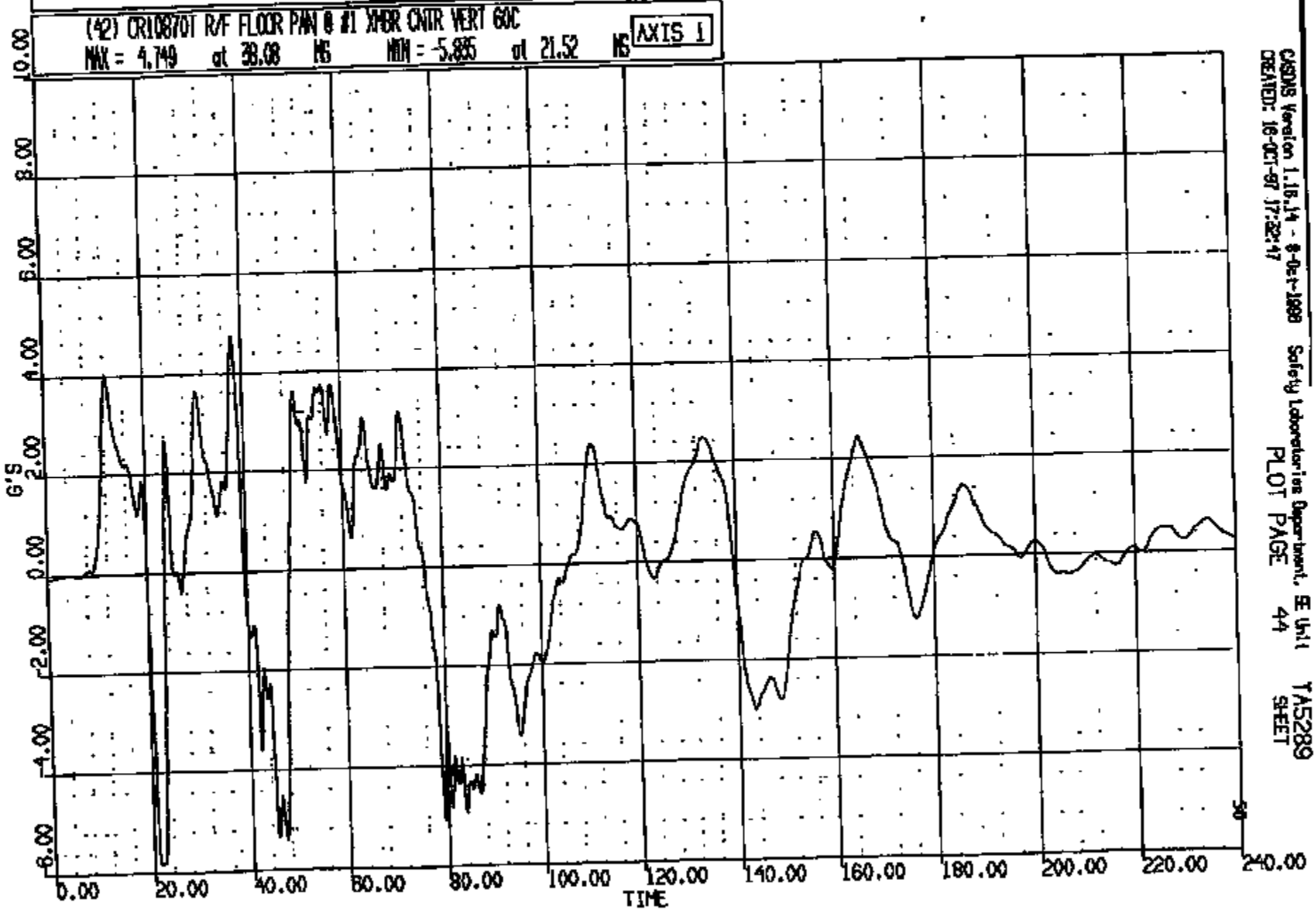
(41) CR10870T R/F FLOOR PAN @ #1 XMR CNTR LONG 60C
MAX = 1.330 at 137.6 MS MIN = -14.07 at 47.36 MS AXIS 1



CRMS Version 1.18.14 - 8-Oct-1998 Safety Laboratories Department, SE Unit
CREATED: 18-OCT-97 17:32:46 PLOT PAGE 43 TA5289 SHEET

CRIS 0010870

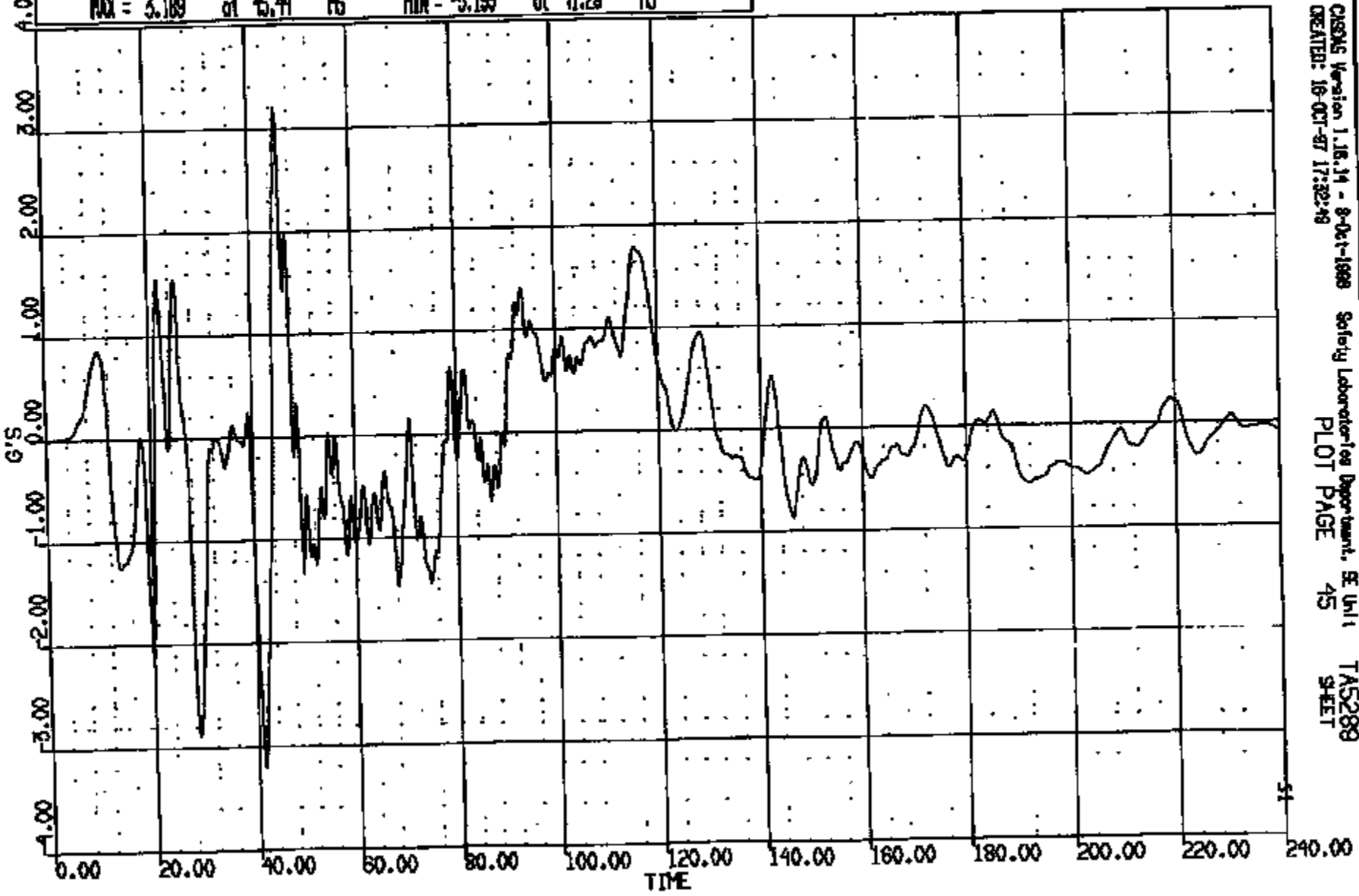
CR R: 10870 TO: TA5289 DATE: 971016 15:53:19
LOGX DN-101 UNKNOWN



CRIS 0010870

CR #: 10870 TO: TA5289 DATE: 971016 15:53:19
199X DN-101 UNKNOWN

(43) CR10870T R/F FLOOR PAN @ #1 XMR CNTR LAT 60C
MAX = 3.189 at 45.44 MS MIN = -3.195 at 41.28 MS **AXIS 1**



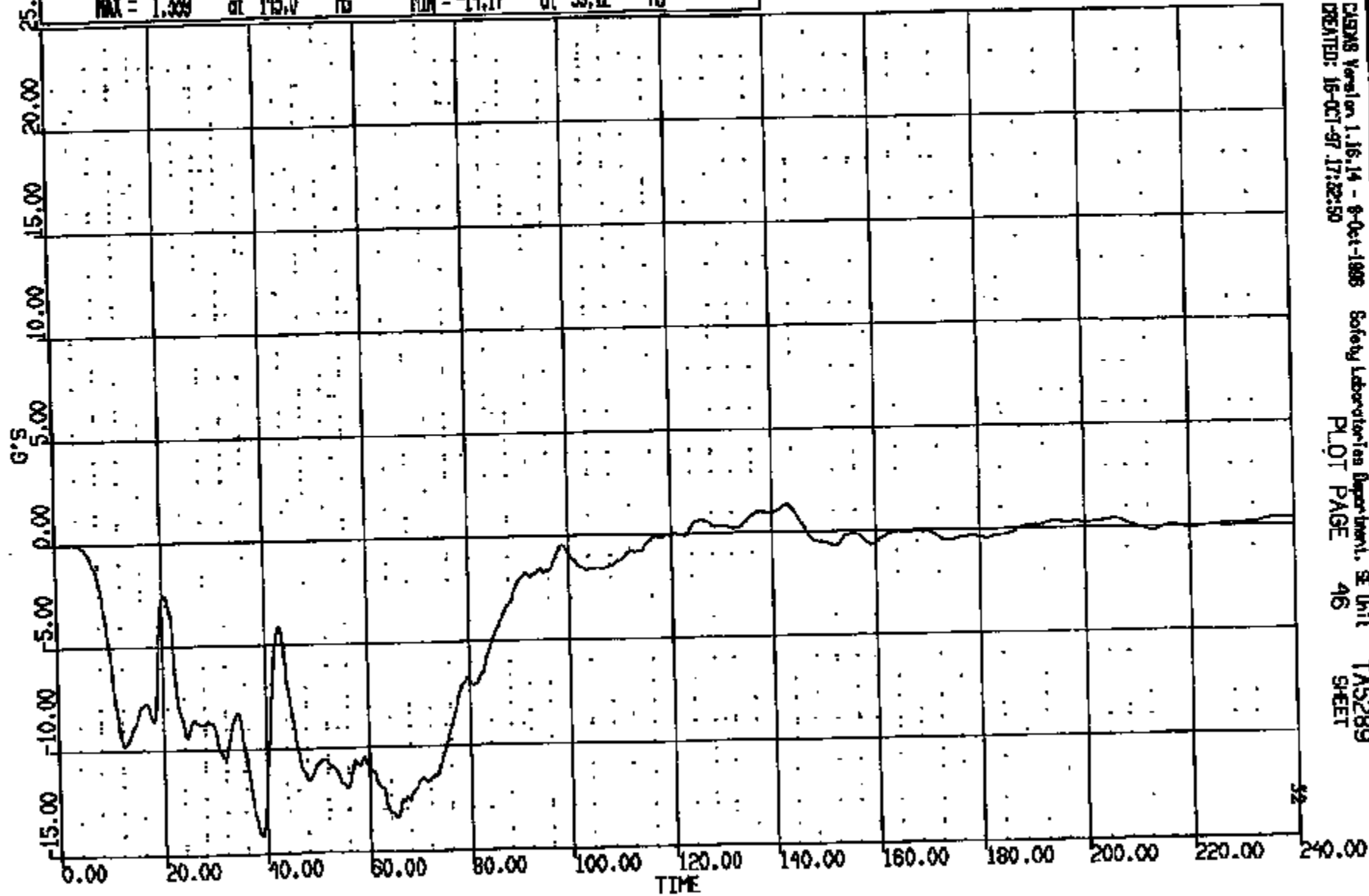
CRTS 0010870

CISAS Version 1.16.14 - 8-Oct-1998 Safety Laboratories Department, SE Unit
CREATED: 16-OCT-97 17:32:48
PLOT PAGE 45
TAS289
SHEET

CR R: 10870 TO: TMS289 DATE: 971016 15:33:19
199X 07-101 UNKNOWN

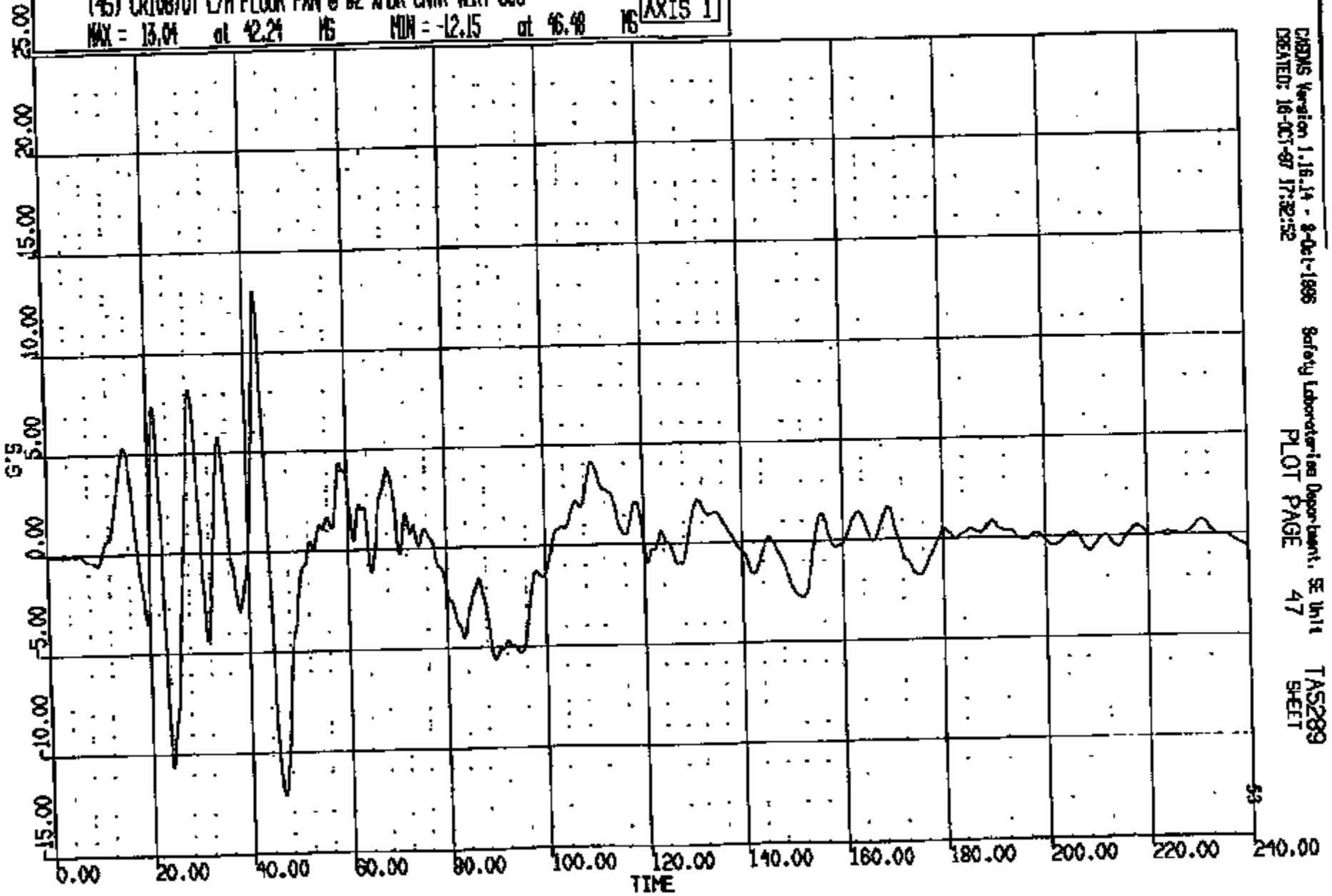
(44) CR10870 L/N FLOOR PAN @ #2 XHR CNTR LONG 60C
MAX = 1.339 at 143.0 MS MIN = -14.17 at 39.12 MS

AXIS 1



CR R: 10870 TO: TAS289 DATE: 871018 15:33:18
199X DN-101 UNKNOWN

(45) CR10870T L/A FLOOR PAN @ B2 XPER CNTR VERT GOC
MAX = 13.04 at 42.24 MS MIN = -12.15 at 46.48 MS AXIS 1



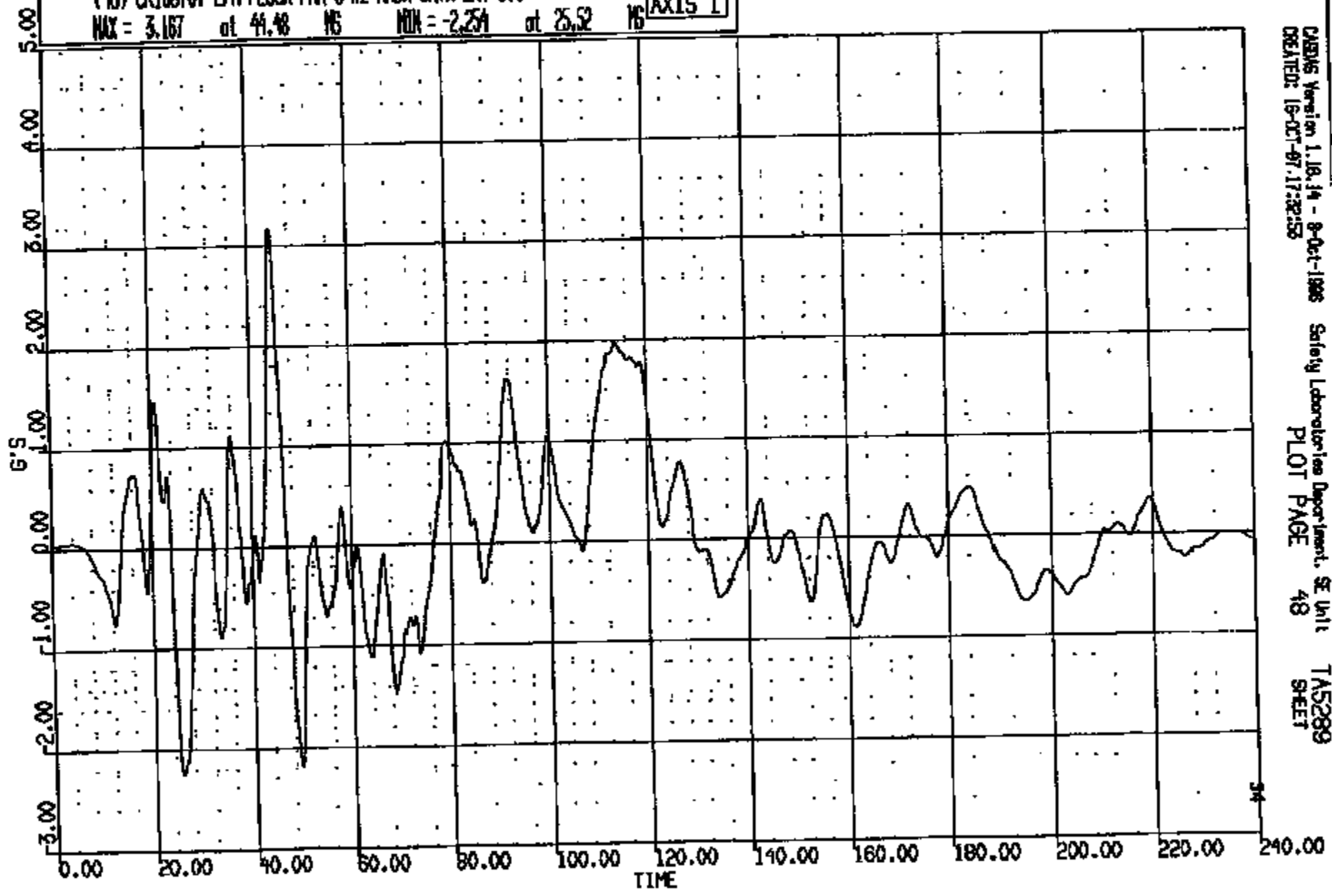
CRTS 0010870

CRAMS Version 1.18.14 - 8-Oct-1996 Safety Laboratories Department, SE Unit
CREATED: 18-OCT-97 17:32:52
PLOT PAGE 47
TAS289 SHEET

CR R: 10870 TO: TAS289 DATE: 971019 15:53:19
199X DN-101 UNKNOWN

(46) CR10870T L/A FLOOR PAN @ #2 AMBR CNTR LAT 60C
MAX = 3.167 at 44.48 NS MIN = -2.254 at 25.52 NS

AXIS 1



CADWIS Version 1.18.14 - 8-Oct-1998 Safety Laboratories Department, SE Unit
CREATED: 19-OCT-97 17:32:53 PLOT PAGE 48 TAS289 SHEET

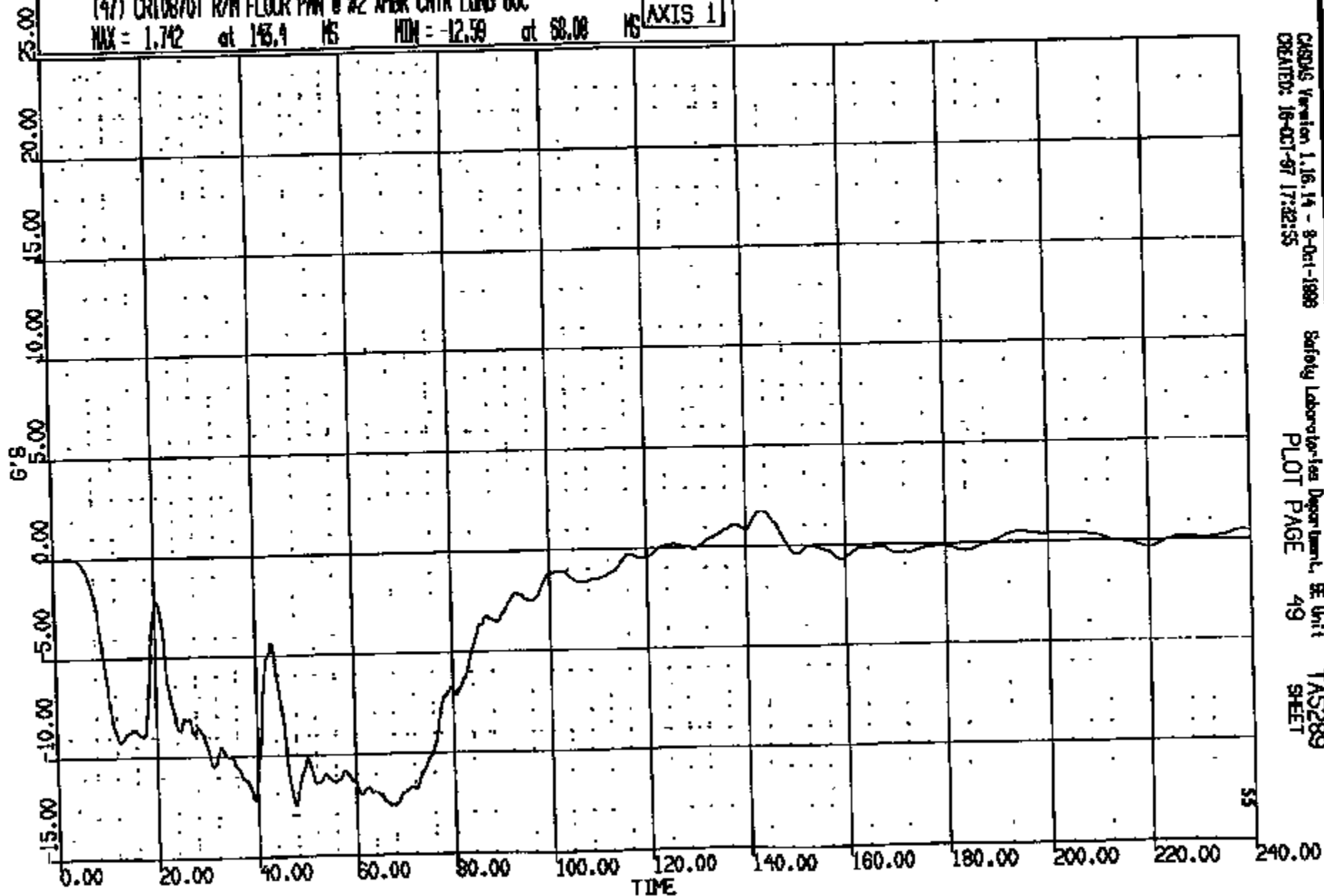
CRTS 0010870

CR R: 10870 TO: TAS289 DATE: 971018 15:55:19
199X DN-101 UNKNOWN

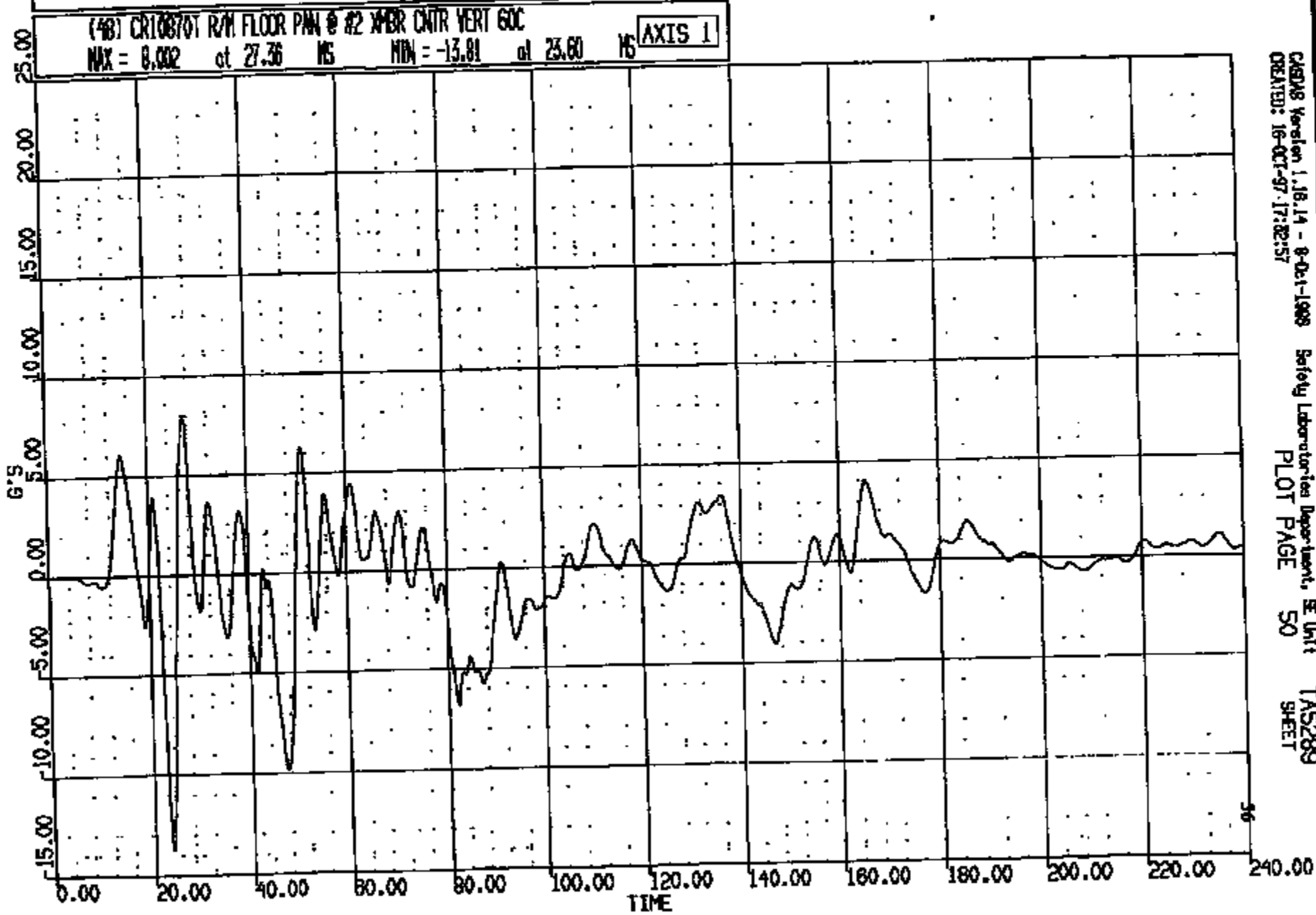
(47) CR10870T R/W FLOOR PAN @ #2 W/ER CNTR LONG 60C

MAX = 1.742 at 143.4 MS MIN = -12.59 at 58.08 MS

AXIS 1



CR R: 10870 TO: TAS289 DATE: 971019 15:33:19
199X DN-101 UNKNOWN



CRDAS Version 1.18.14 - 9-01-1998 Safety Laboratories Department, SE Unit
CREATED: 16-OCT-97 17:32:57 PLOT PAGE 50 TMS289 SHEET

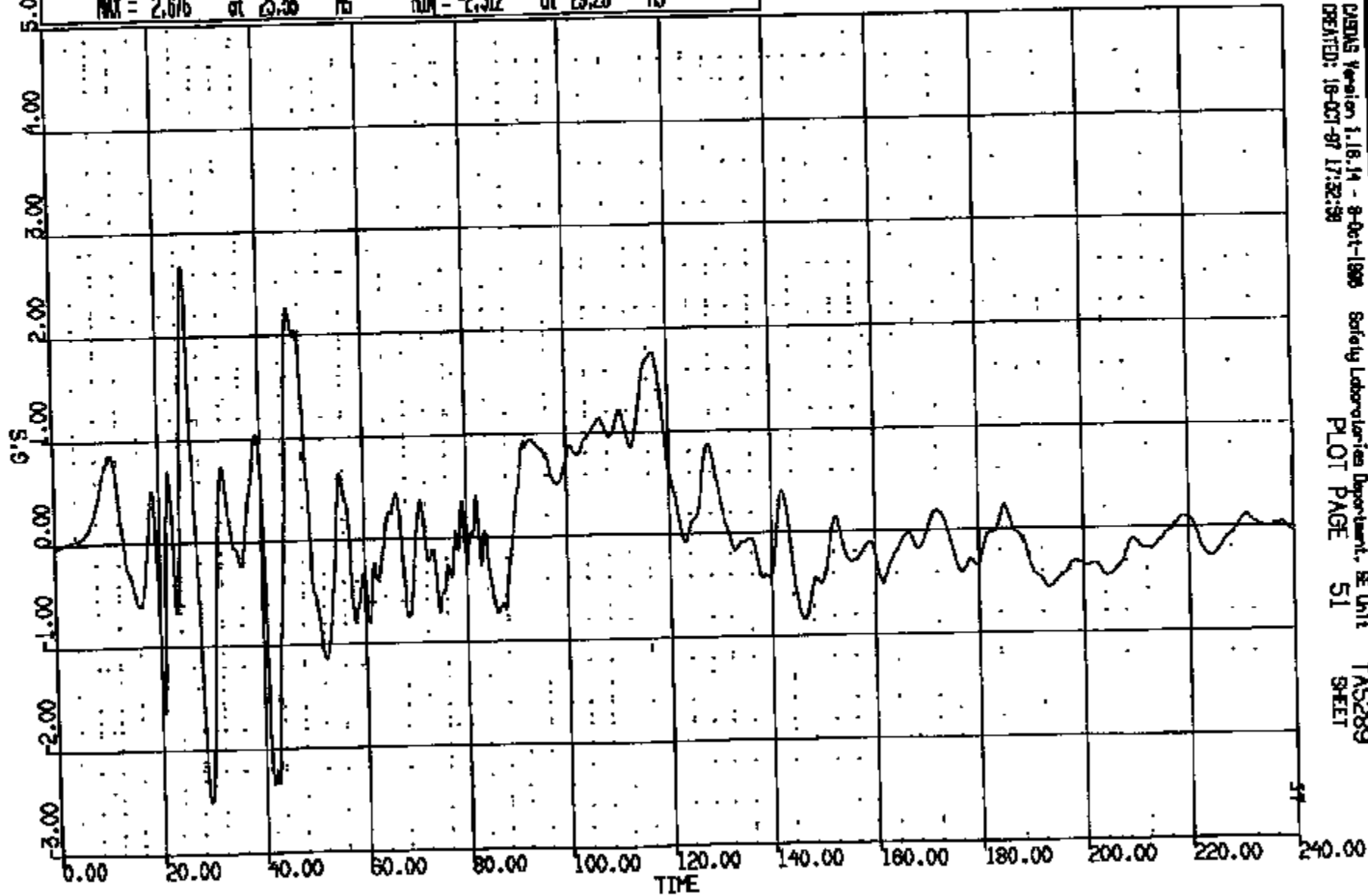
CRIS 0010870

CR #: 10870 TO: TAS289 DATE: 971018 15:33:19
189X DN-101 UNKNOWN

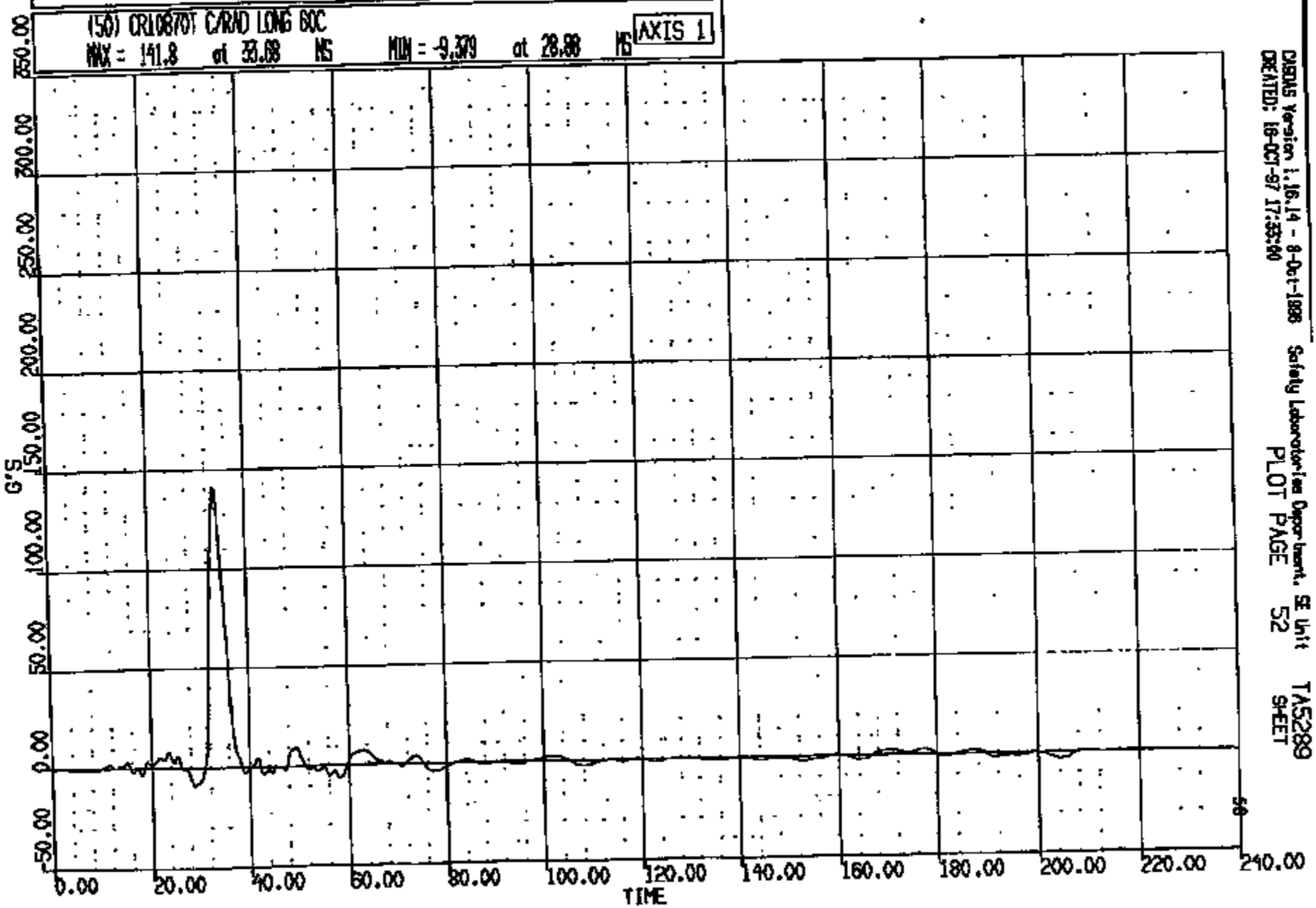
(49) CR10870T R/W FLOOR PAN @ #2 XMR CNTR LAT 60C

MAX = 2.676 at 25.36 MS MIN = -2.512 at 29.28 MS

AXIS 1



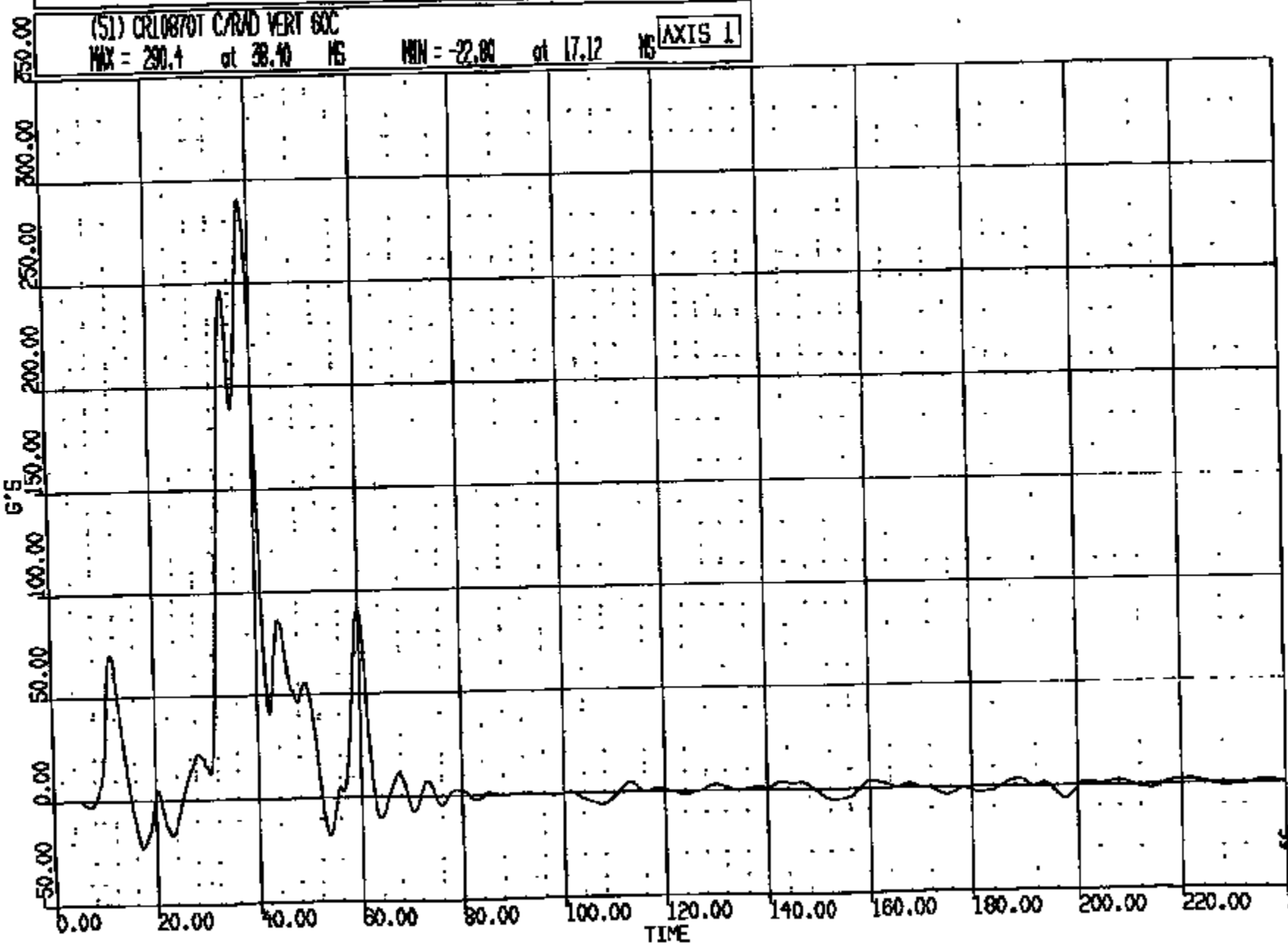
CR R: 10870 TO: TA5289 DATE: 971016 18:53:18
199X DN-101 UNKNOWN



CRTS 0010870

DISKS Version 1.16.14 - 8-Oct-1988 Safety Laboratory Department, SE Unit
CREATED: 16-OCT-97 17:53:00
PLOT PAGE 52
TAS289 SHEET

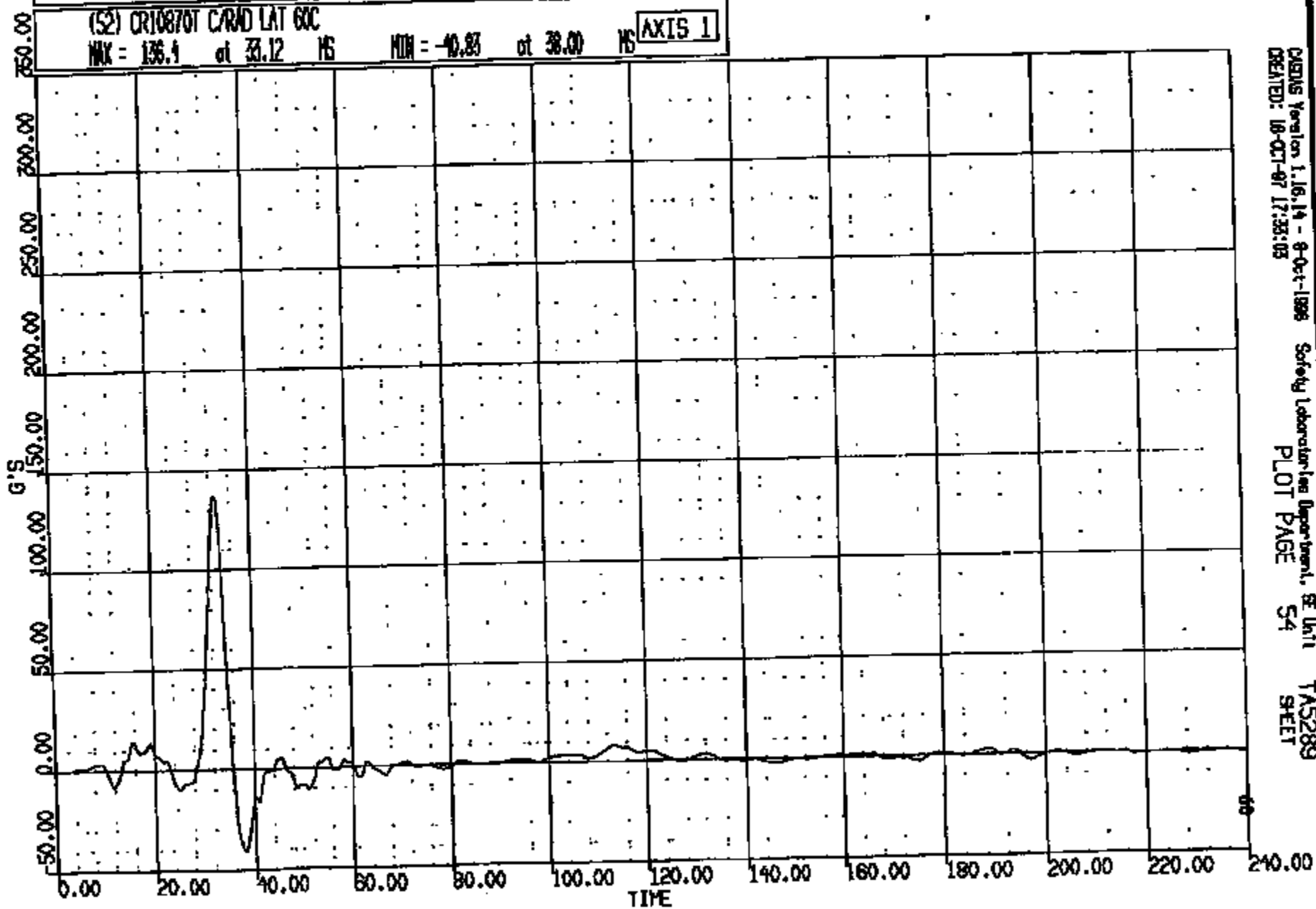
CR R: 10870 TO: TAS289 DATE: 971018 15:53:19
199X DN-101 UNKNOWN



CR1S 0010870

CRAMS Version 1.16.14 - 8-Oct-1996 Safety Laboratories Department, E Unit
CREATED: 18-OCT-97 17:53:01
PLOT PAGE 55
TAS289 SHEET

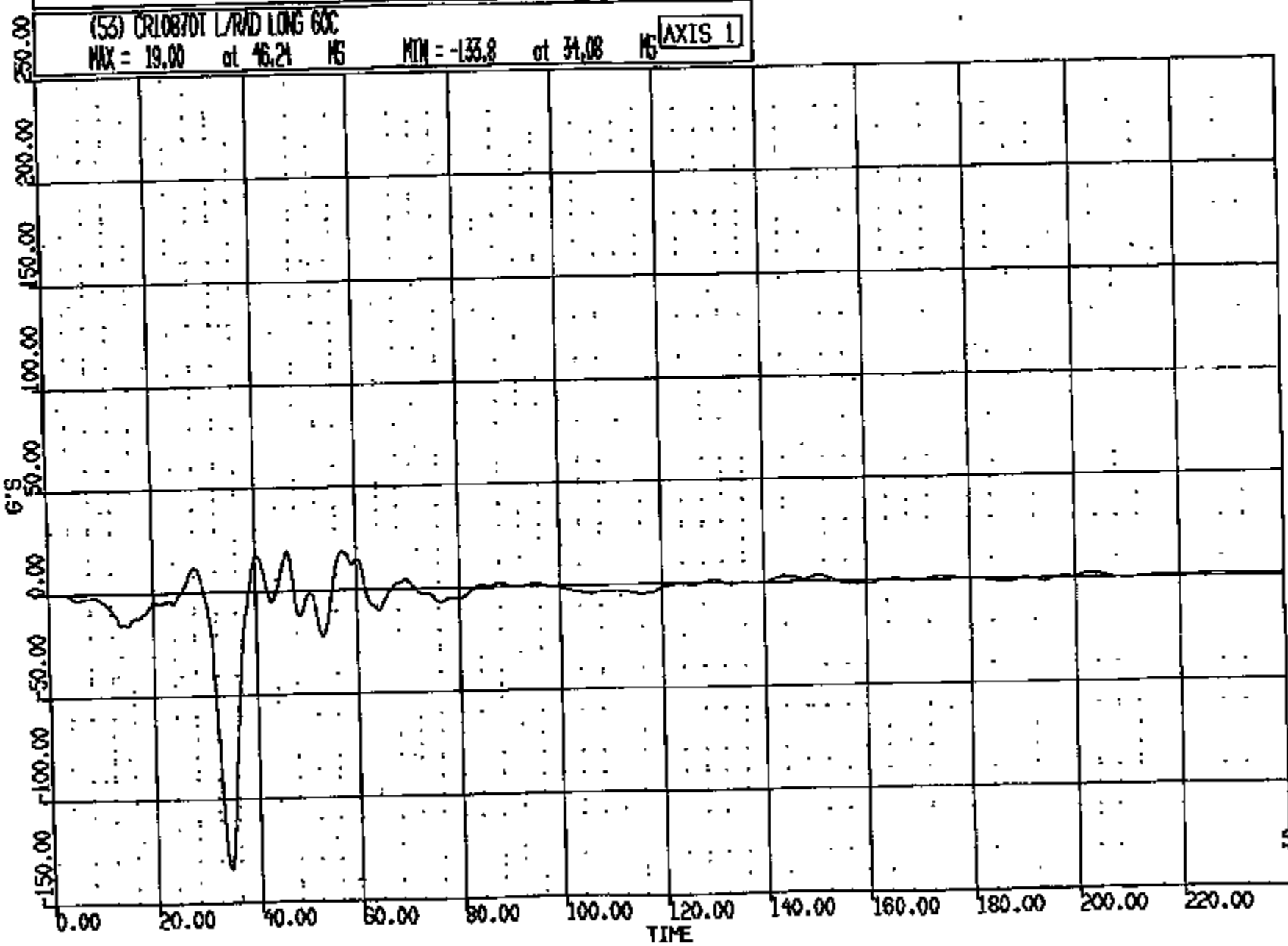
CR R: 10870 TO: TAS289 DATE: 871018 15:53:19
198X DN-101 UNKNOWN



CR10870

CRSIS Version 1.16.14 - 8-Oct-1986 Safety Laboratory Department, SE Unit 1
CREATED: 18-OCT-87 17:33:03
PLOT PAGE 54 TAS289
SHEET

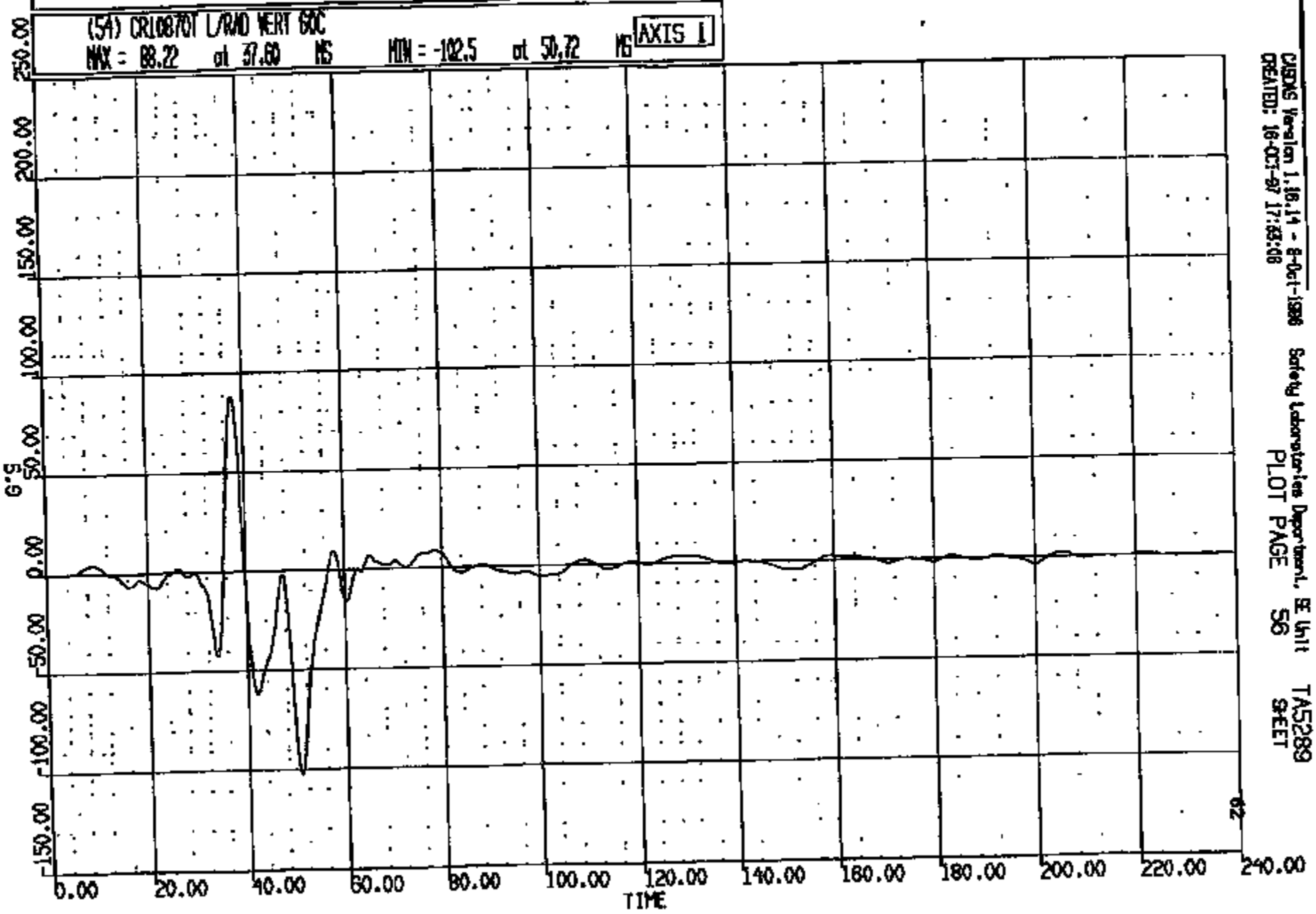
CR RI 10870 TO: TA5289 DATE: 971016 15:55:18
199X DN-101 UNKNOWN



CR10870

CRYSIS Version 1.16.14 - 8-Oct-1999 Safety Laboratories Department, SE Unit
CREATED: 19-OCT-97 17:33:04
PLOT PAGE 55
TA5289 SHEET

CR R: 10870 TO: TA5289 DATE: 971018 15:33:18
199X DN-101 UNKNOWN

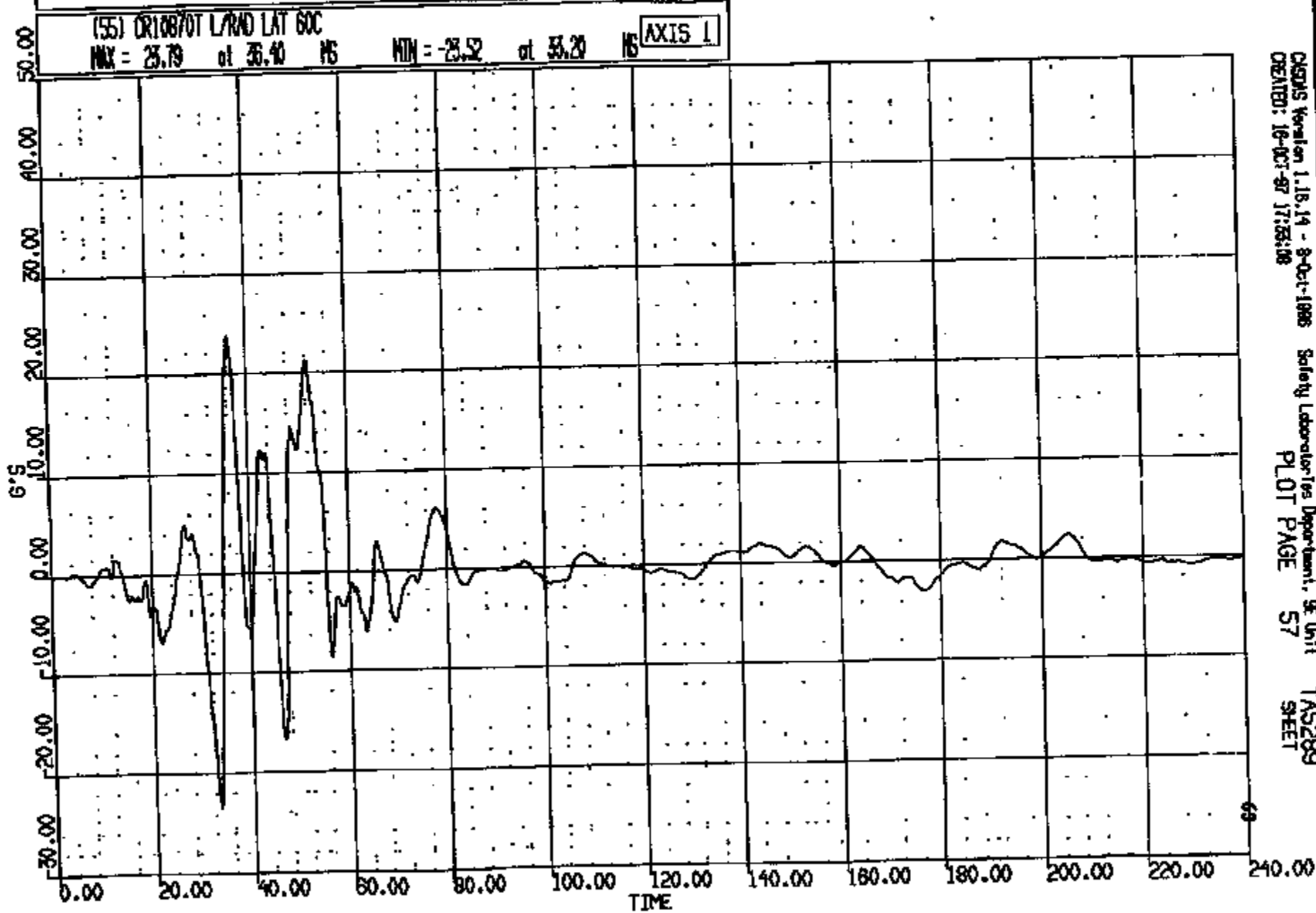


CR10870

DISKS Version 1.18.14 - 8-Oct-1998 Safety Laboratories Department, E Unit
CREATED: 18-Oct-97 17:33:08
PLOT PAGE 56
TA5289
SHEET

82

CR R: 10870 TO: TAS289 DATE: 971018 15:25:18
199X DN-101 UNKNOWN



CRSIS Version 1.18.14 - 8-Oct-1998 Safety Laboratories Department: GE Unit TAS289
CREATED: 18-OCT-97 17:28:08 PLOT PAGE 57 SHEET

CRIS 0010870

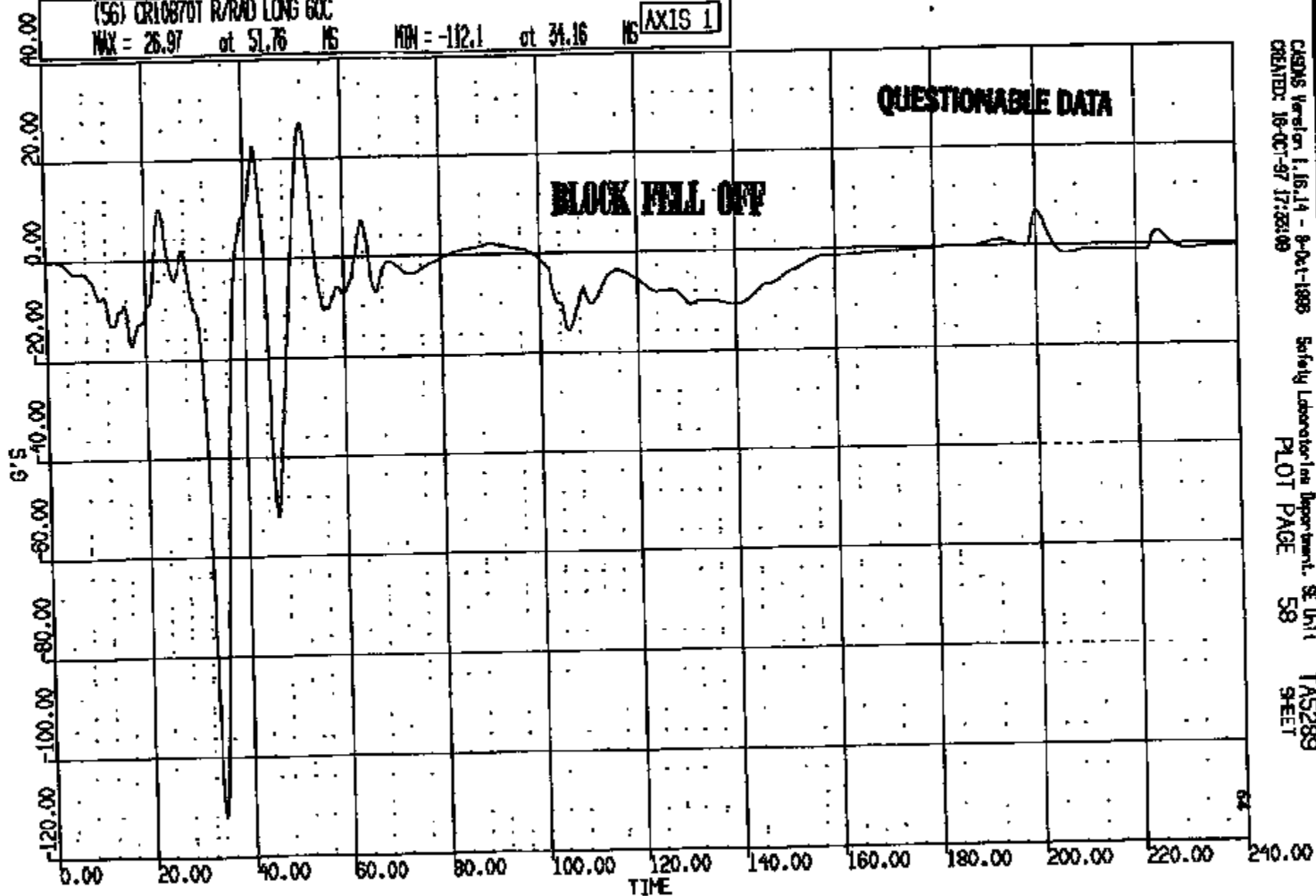
CR R: 10870 TD: T45289 DATE: 971018 18:33:19
199X DN-101 UNKNOWN

(56) CR10870T R/ROAD LONG 60C

MAX = 26.97 at 51.76 MS

MIN = -112.1 at 34.16 MS

AXIS 1



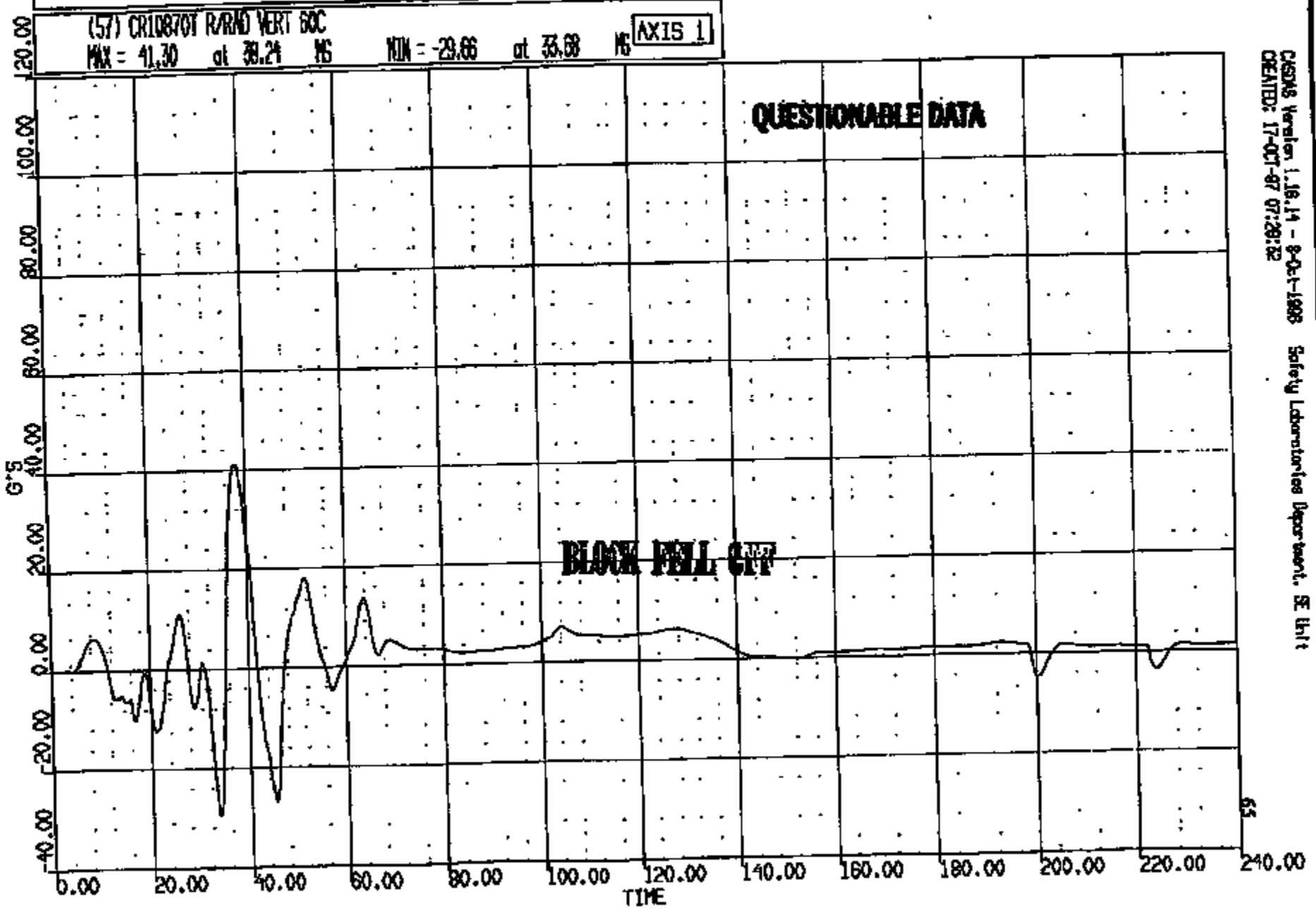
CRS/MS Version 1.16.14 - 9-06-1999
CREATED: 18-OCT-97 17:28:08

Safety Laboratories Department, SE Unit
PLOT PAGE 58

T45289
SHEET

CRIS 0010870

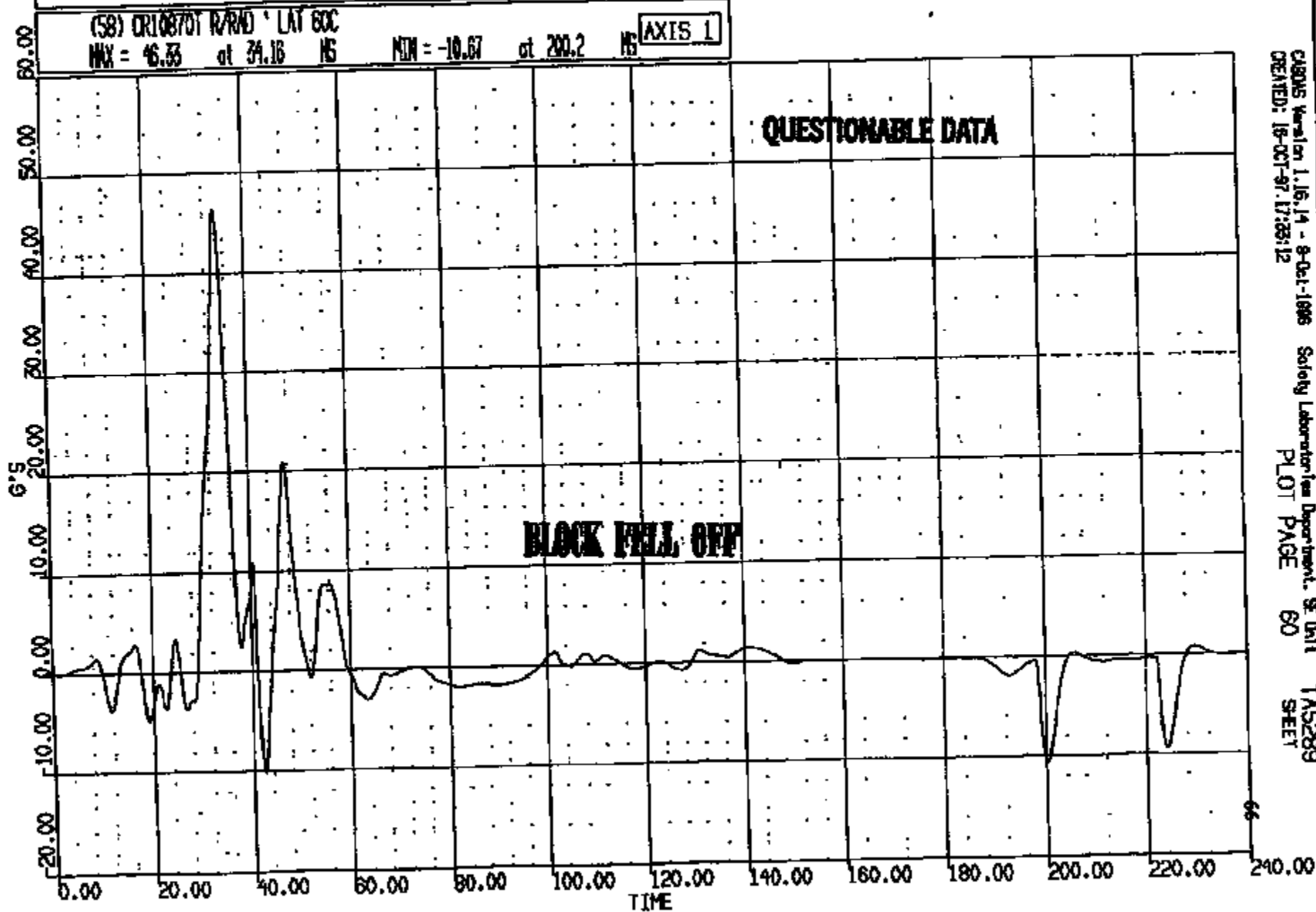
CR R: 10870 TO: TA5288 DATE: 971016 15:33:19
1986 DN-101



CRS/MS Version 1.16.14 - 9-Oct-1988 Safety Laboratories Department, SE Unit
CREATED: 17-OCT-97 07:29:52

CRTS 0010870

CR R: 10870 TO: TA5289 DATE: 971018 13:55:19
199X DN-101 UNKNOWN



CARDAS Version 1.16.14 - 8-Oct-1998 Safety Laboratory Department, SE Unit 1
CREATED: 18-OCT-97 17:33:12 PLOT PAGE 60 SHEET

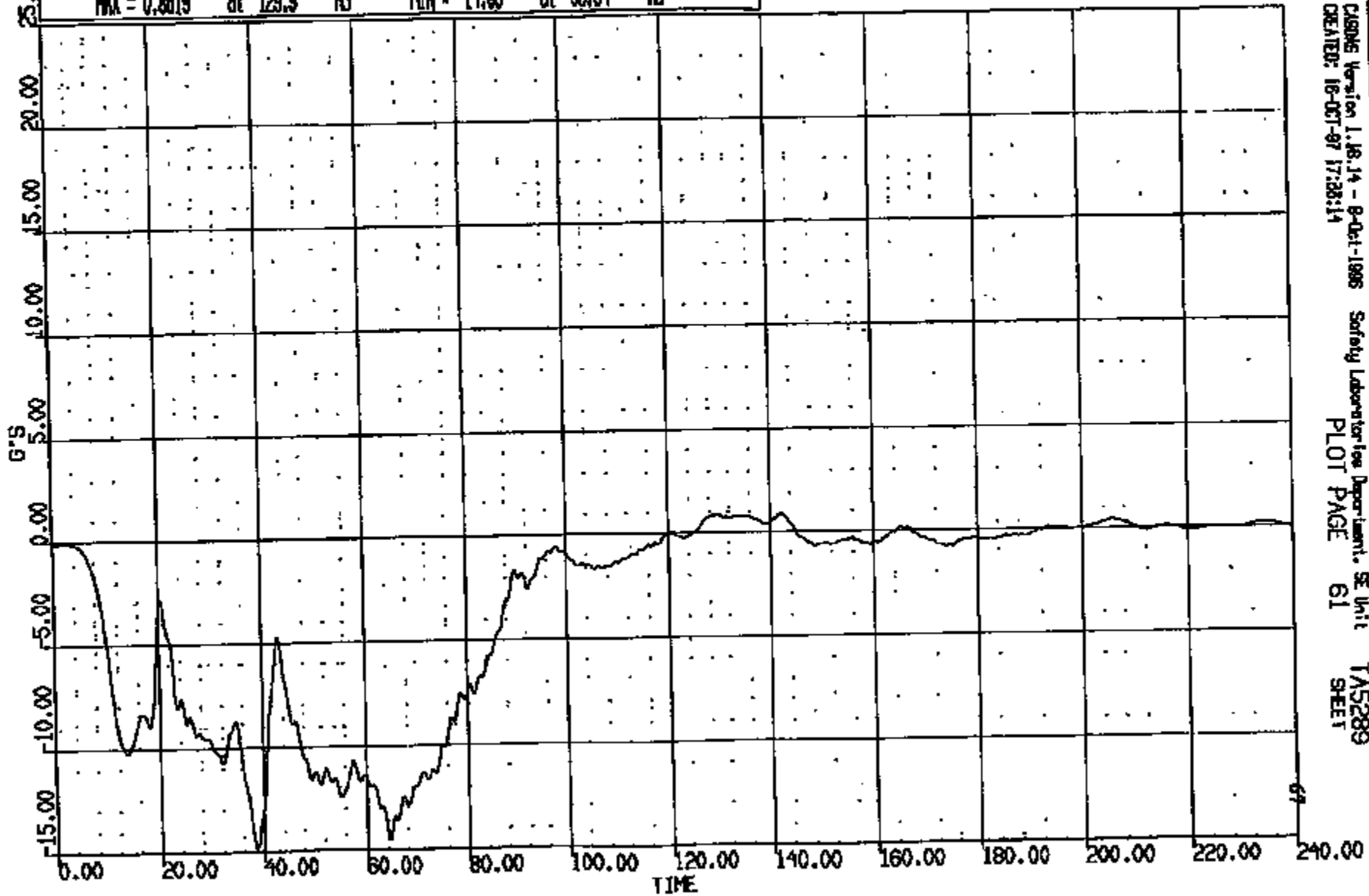
CRIS 0010870

CR #: 10870 TO: TA5289 DATE: 971016 15:55:12
100X DN-101 UNKNOWN

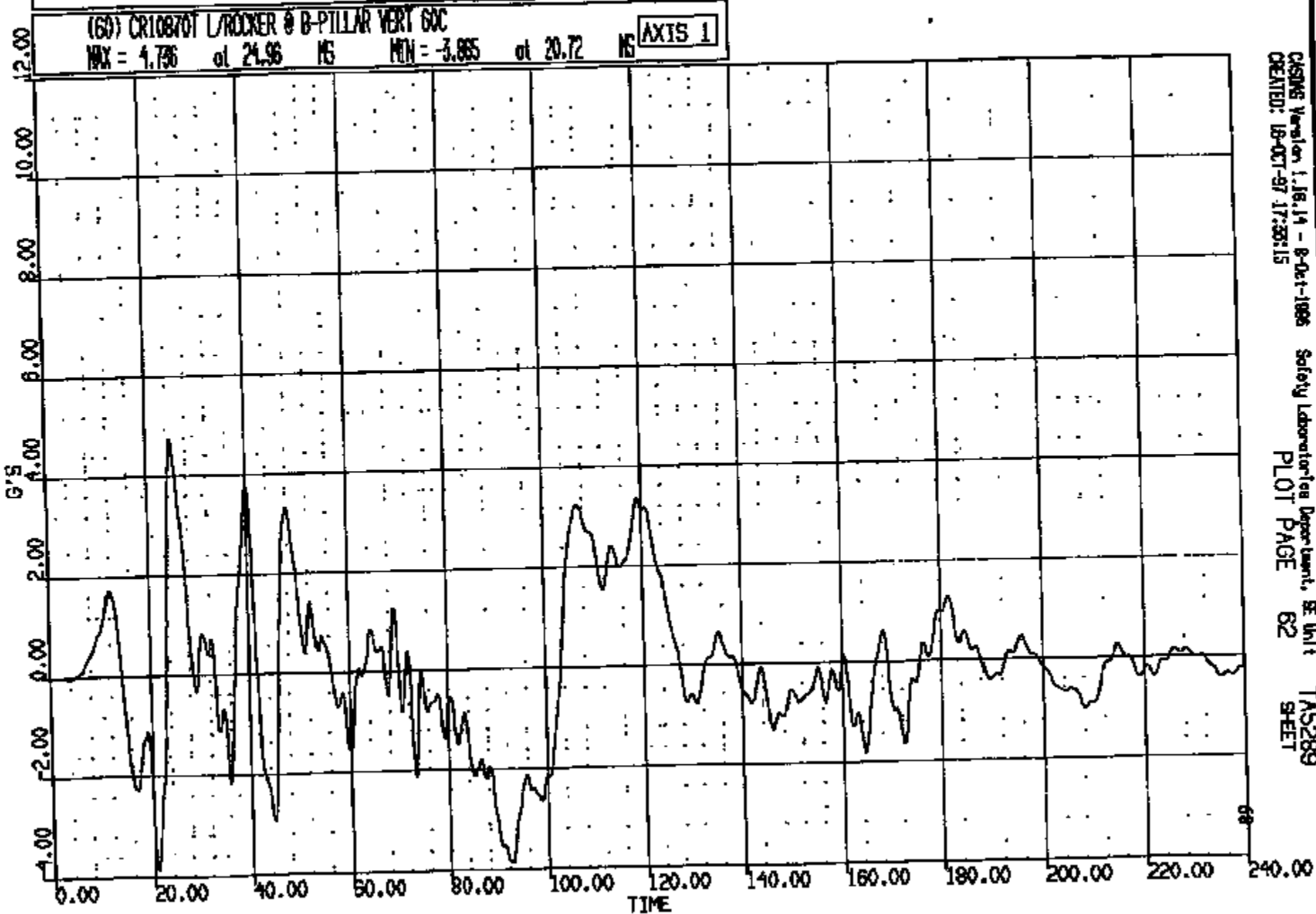
(59) CR10870T L/ROCKER @ B-PILLAR LONG 60C

MAX = 0.8619 at 129.9 MS MIN = -14.86 at 38.64 MS

AXIS 1



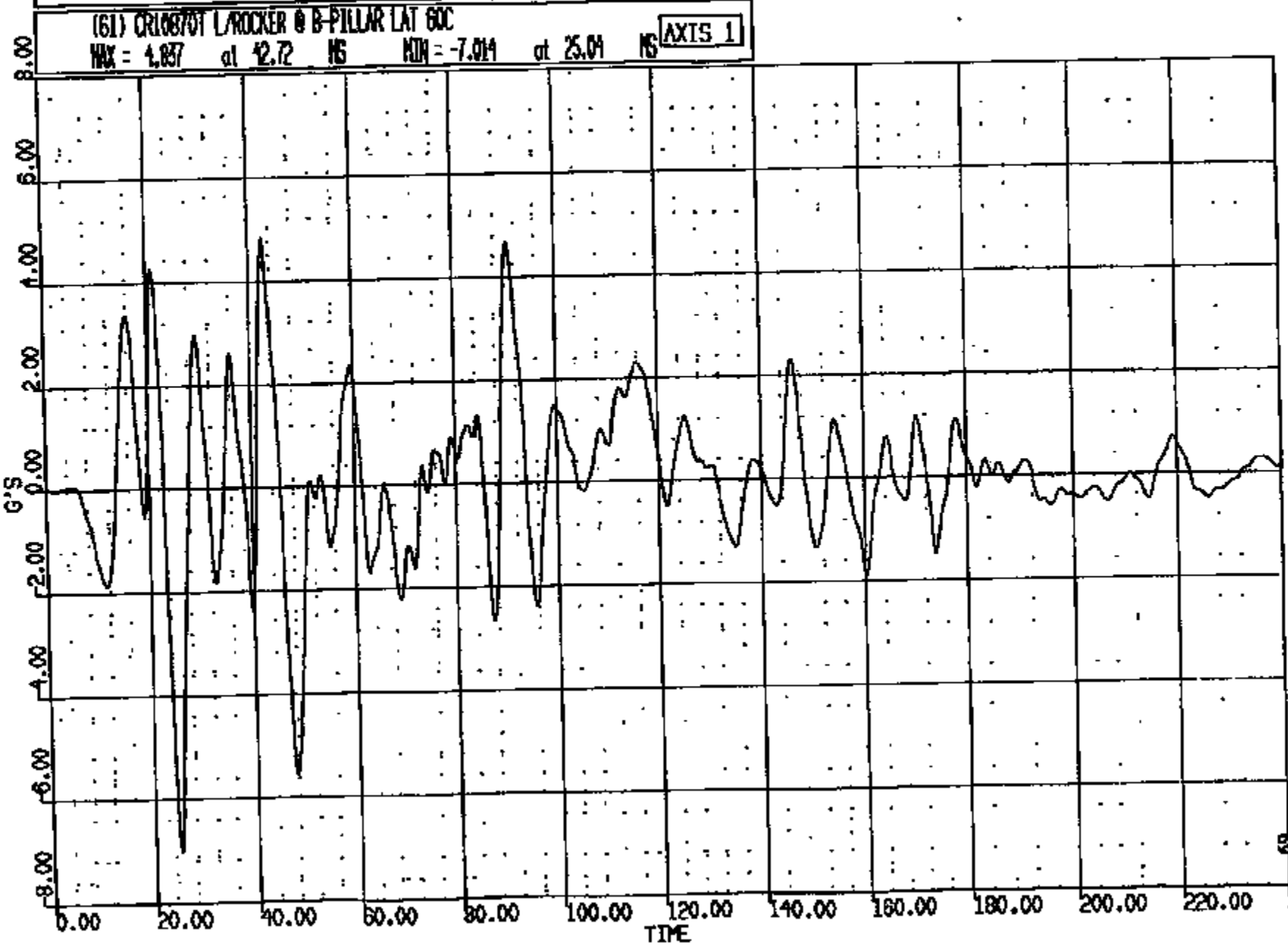
CR #: 10870 TO: TAS289 DATE: 871016 15:53:19
189X DN-101 UNKNOWN



CRTS 0010870

CASME Version 1.18.14 - 8-Oct-1986 Safety Laboratories Department, SE Unit
CREATED: 18-OCT-87 17:55:15
PLOT PAGE 62
TAS289
SHEET

CR R: 10870 TO: TAS288 DATE: 971016 16:53:18
199X DN-101 UNKNOWN



CADSYS Version 1.16.14 - 8-Oct-1998 Safety Laboratories Department, SE Unit 1 TAS288
CREATED: 16-OCT-97 17:33:17 PLOT PAGE 63 SHEET

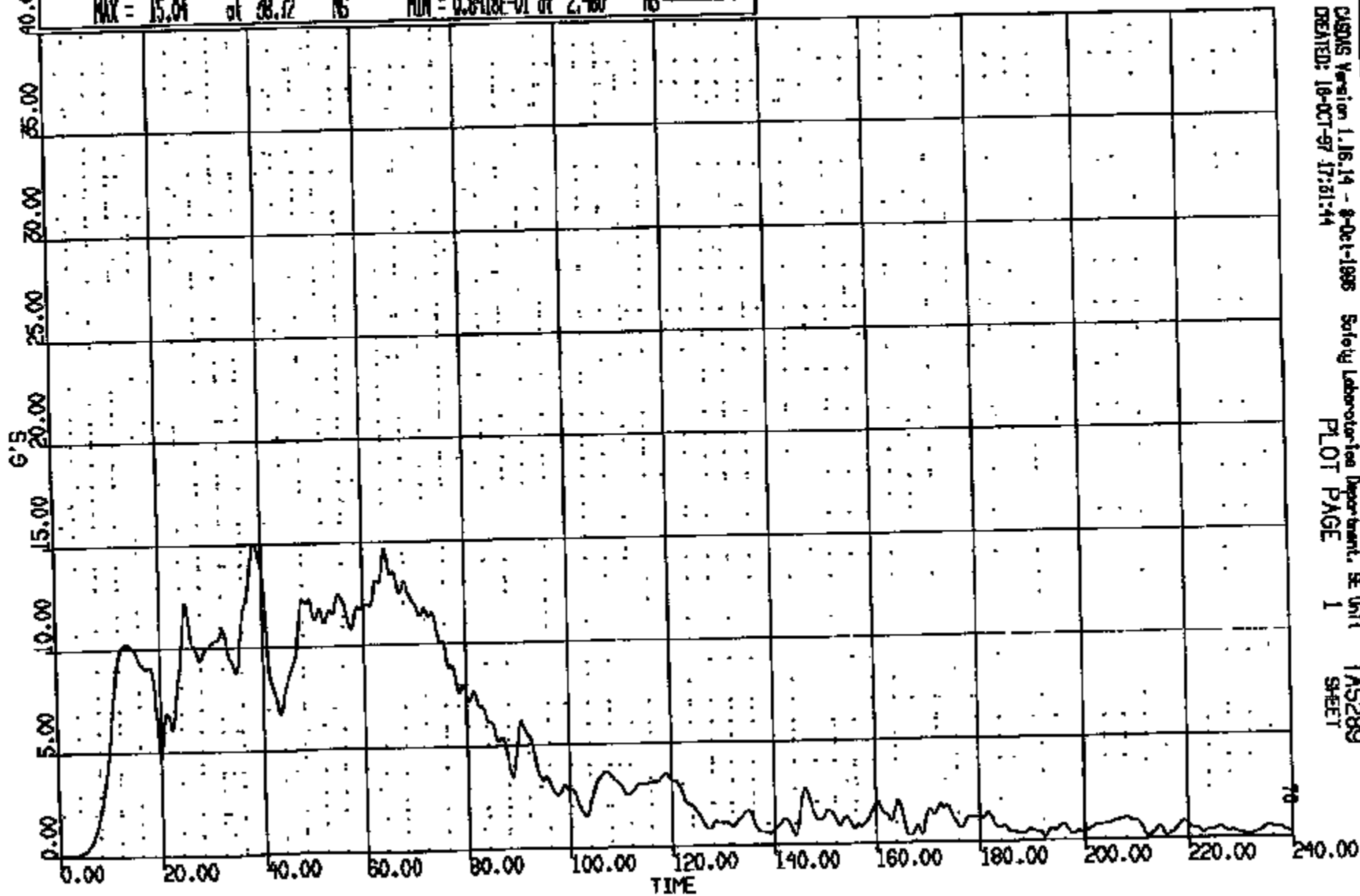
CRITS 0010870

CR #: 10870 TO: TA5289 DATE: 971018 15:33:18
199X DN-101 UNKNOWN

(10001) CR10870T L/ROCKER @ B-PILLAR RES GUC

MAX = 15.04 at 38.72 NS MIN = 0.8418E-01 at 2.400 NS

AXIS 1

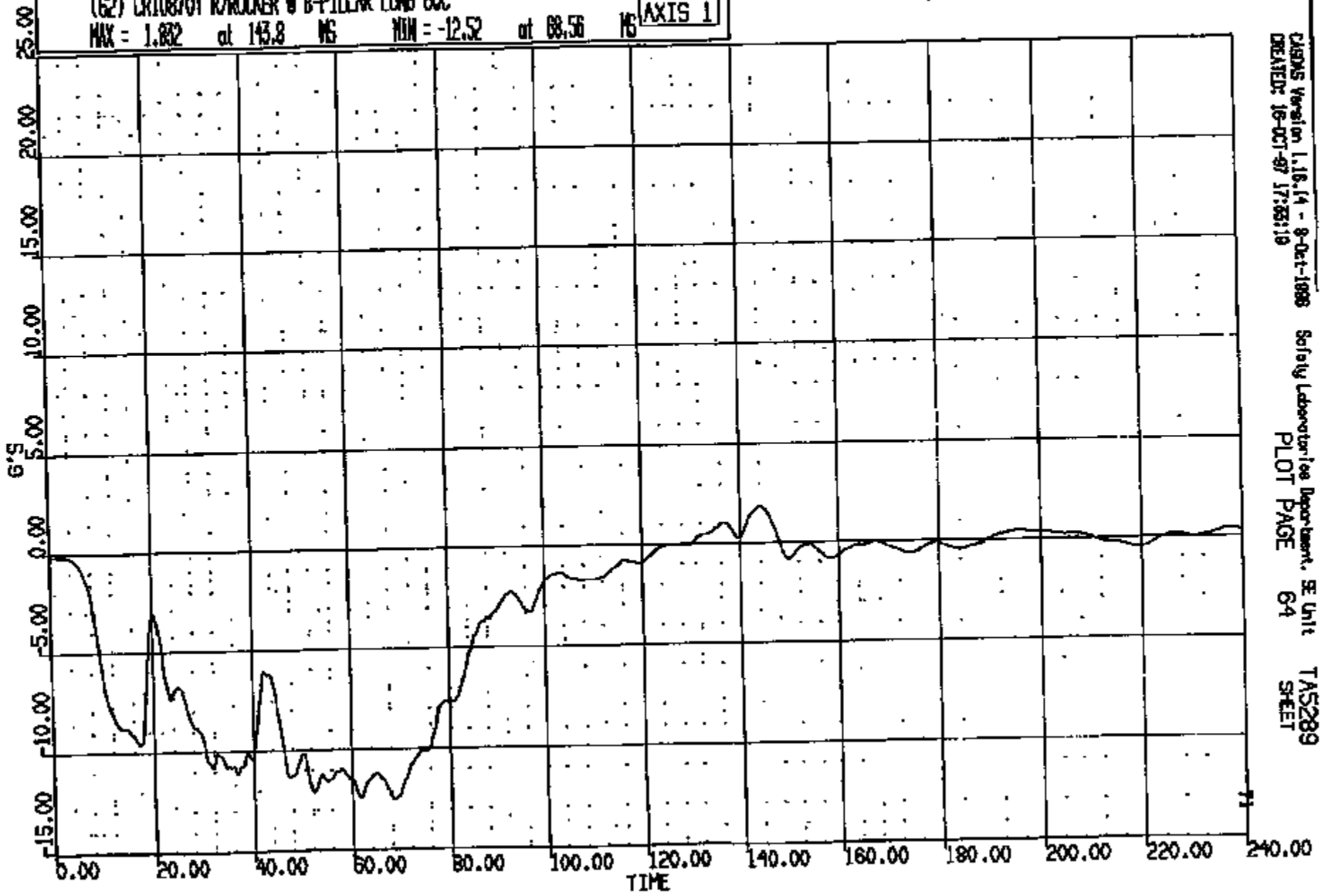


CASUS Version 1.16.14 - 8-Oct-1995 Safety Laboratories Department, SE Unit
CREATED: 18-OCT-97 17:51:44 PLOT PAGE 1 TA5289 SHEET

CR1S 0010870

CR R: 10870 TO: TAS289 DATE: 971016 16:35:19
199X DN-101 UNKNOWN

(62) CR10870T R/ROCKER @ B-PILLAR LONG 60C
MAX = 1.882 at 143.8 MS MIN = -12.52 at 88.56 MS AXIS 1

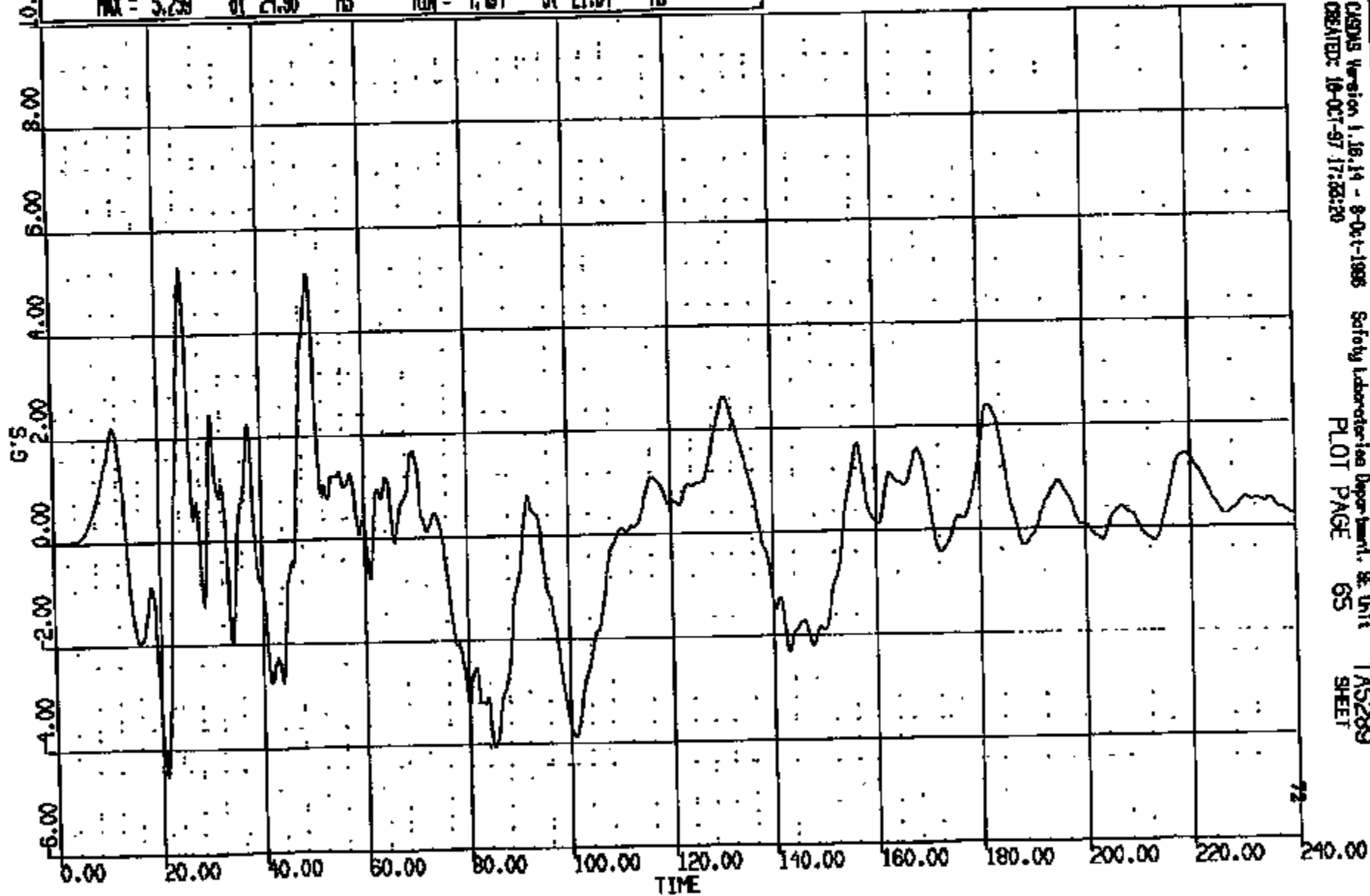


CR10870

CRAMS Version 1.16.14 - 9-Oct-1998 Safety Laboratories Department, SE Unit TAS289
CREATED: 16-OCT-97 17:35:19 PLOT PAGE 64 SHEET

CR R: 10870 TO: TAS289 DATE: 871018 15:53:19
199X DN-101 UNKNOWN

(63) CR10870T R/ROCKER @ B-PILLAR VERT 60C
MAX = 5.259 at 21.96 MS MIN = -4.484 at 21.04 MS **AXIS 1**



CRS015 Version 1.18.14 - 8-Oct-1988 Safety Laboratories Department, SE Unit TAS289
CREATED: 18-OCT-87 17:22:20 PLOT PAGE 65 SHEET

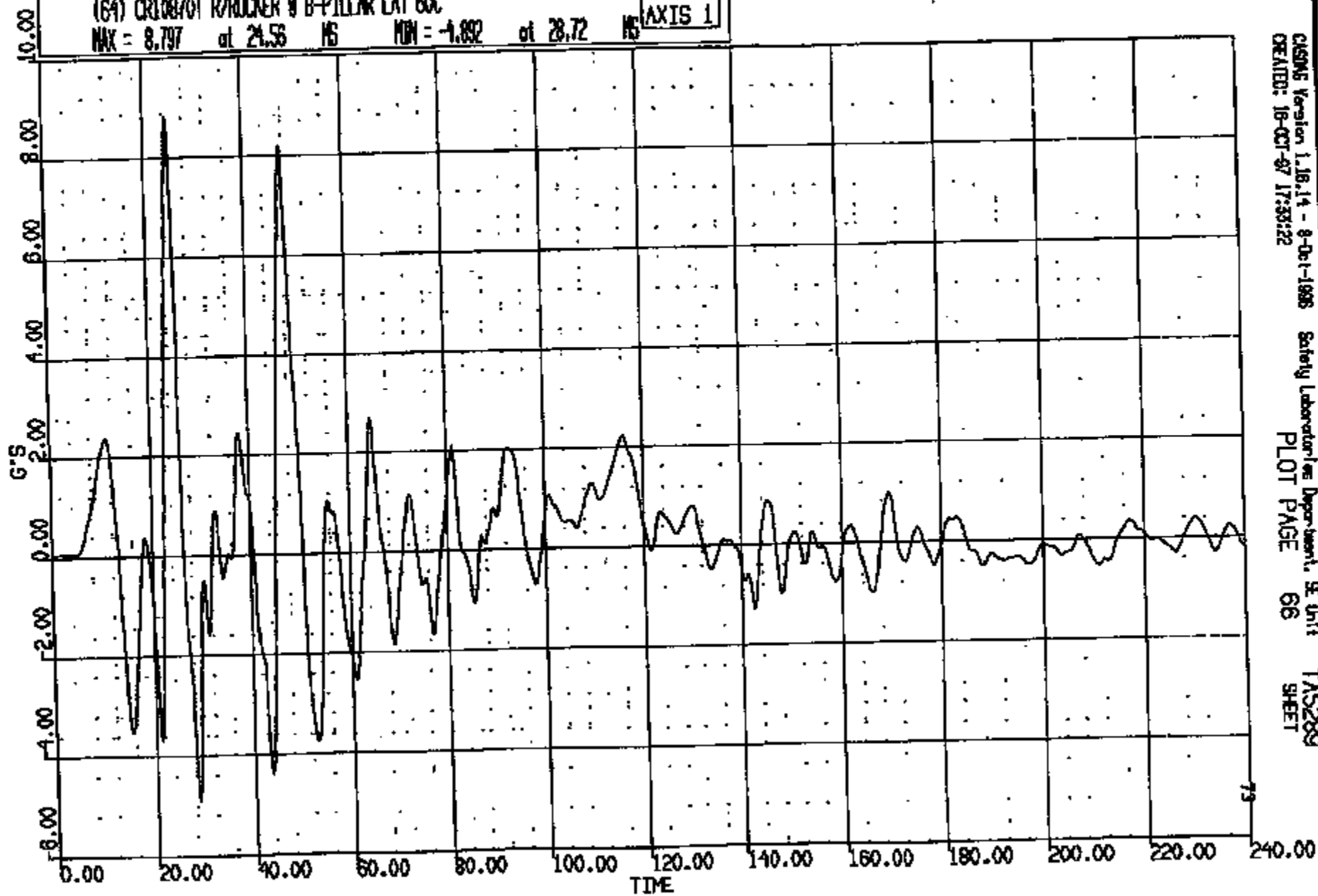
CRIS 0010870

CR R: 10870 TO: TAS289 DATE: 971018 15:53:18
189X DN-101 UNKNOWN

(64) CR10870T R/ROCKER 9 B-PILLAR LAT 60C

MAX = 8.797 at 21.55 MS MIN = -4.892 at 28.72 MS

AXIS 1



CRSMS Version 1.18.14 - 8-Oct-1995 Safety Laboratories Department, SE Unit
CREATED: 18-OCT-97 17:33:22 TAS289
PLOT PAGE 66 SHEET

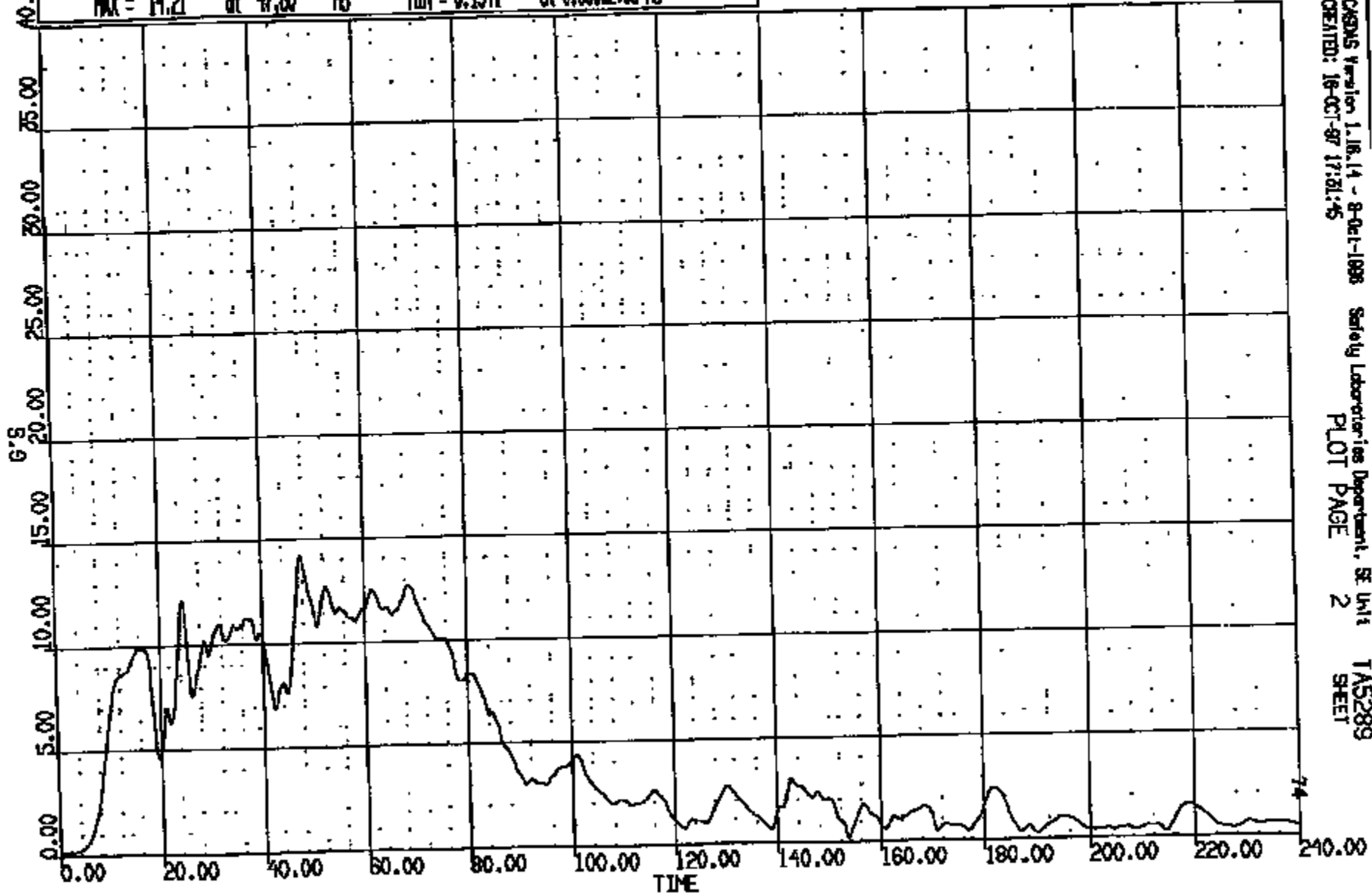
CRIS 0010870

CR R: 10870 TO: TA5289 DATE: 971018 15:33:19
199X DN-101 UNKNOWN

(10002) CR10870T R/ROCKER @ B-PILLAR RES BOC

MAX = 14.21 at 47.60 MS MIN = 0.1341 at 0.000E+00 MS

AXIS 1



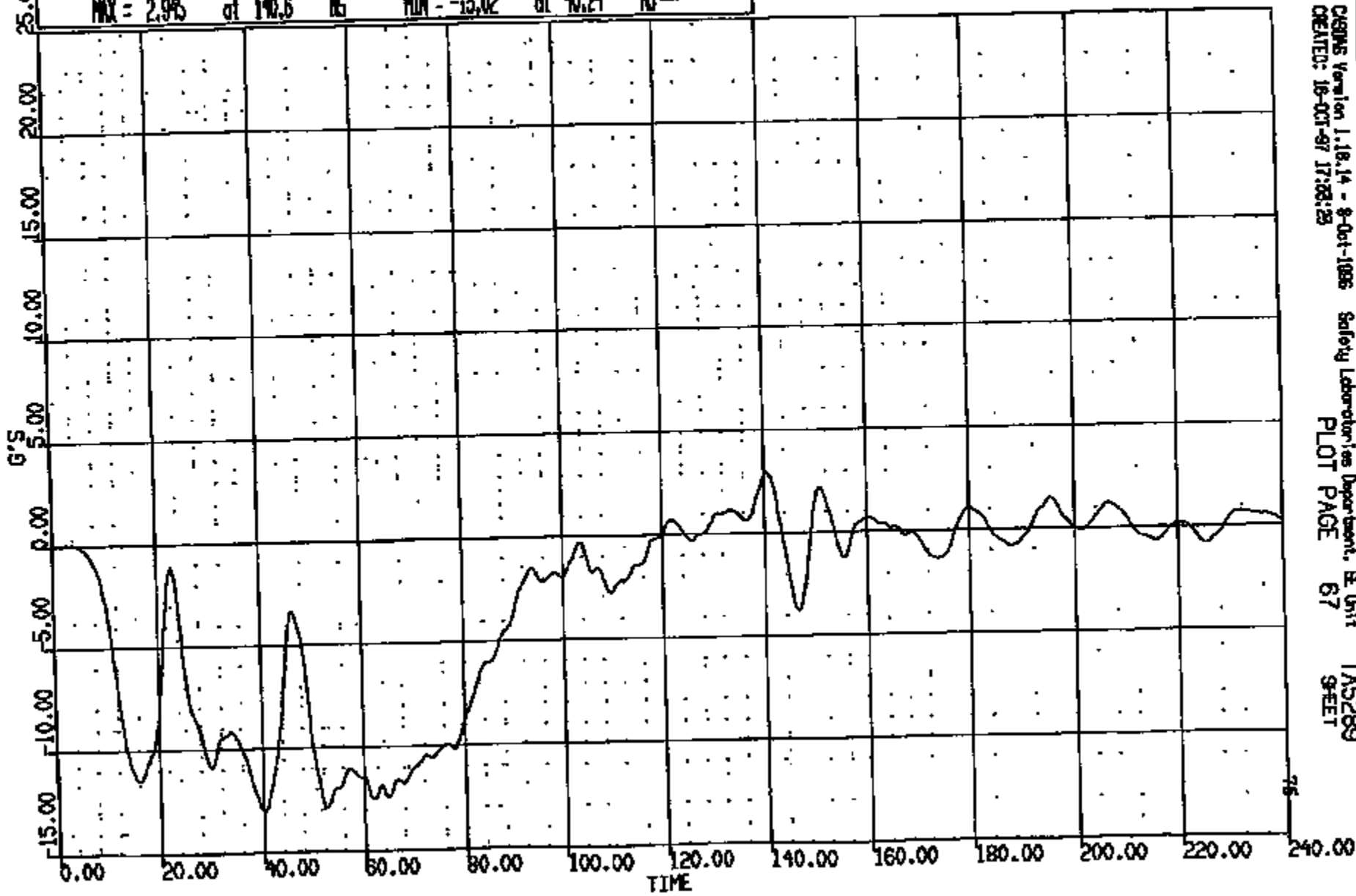
CRTS 0010870

CR R: 10870 TO: TAS289 DATE: 971018 15:33:18
189X DN-101 UNKNOWN

(65) CR10870 FUEL SHUT OFF (INERTIA) LONG GOC

MAX = 2.95 at 140.6 MS MIN = -13.02 at 10.24 MS

AXIS 1



CGMS Version 1.18.14 - 8-Oct-1996 Safety Laboratories Department, SE Unit TAS289
CREATED: 18-Oct-97 17:28:29 PLOT PAGE 67 SHEET

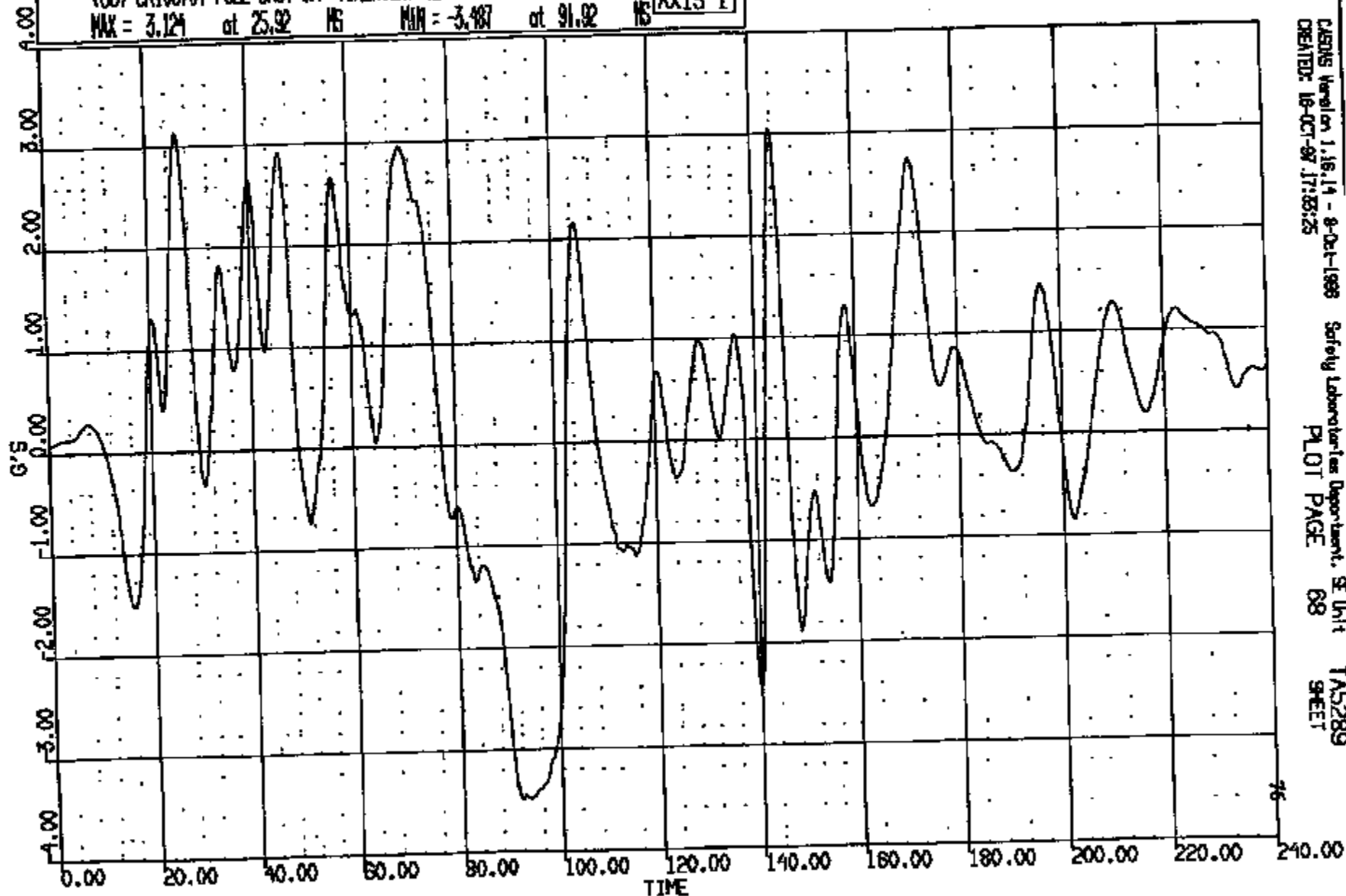
CRTS 0010870

CR R: 10870 TO: TA5289 DATE: 971018 16:58:19
100X DN-101 UNKNOWN

(66) CR10870T FUEL SHUT OFF (INERTIA) VERT GOC

MAX = 3.124 at 25.92 MS MIN = -3.487 at 91.92 MS

AXIS 1



CRSIS Version 1.16.14 - 8-Oct-1999 Safety Laboratories Department, SE Unit
CREATED: 18-OCT-97 17:53:25 PLOT PAGE 08 TA5289 SHEET

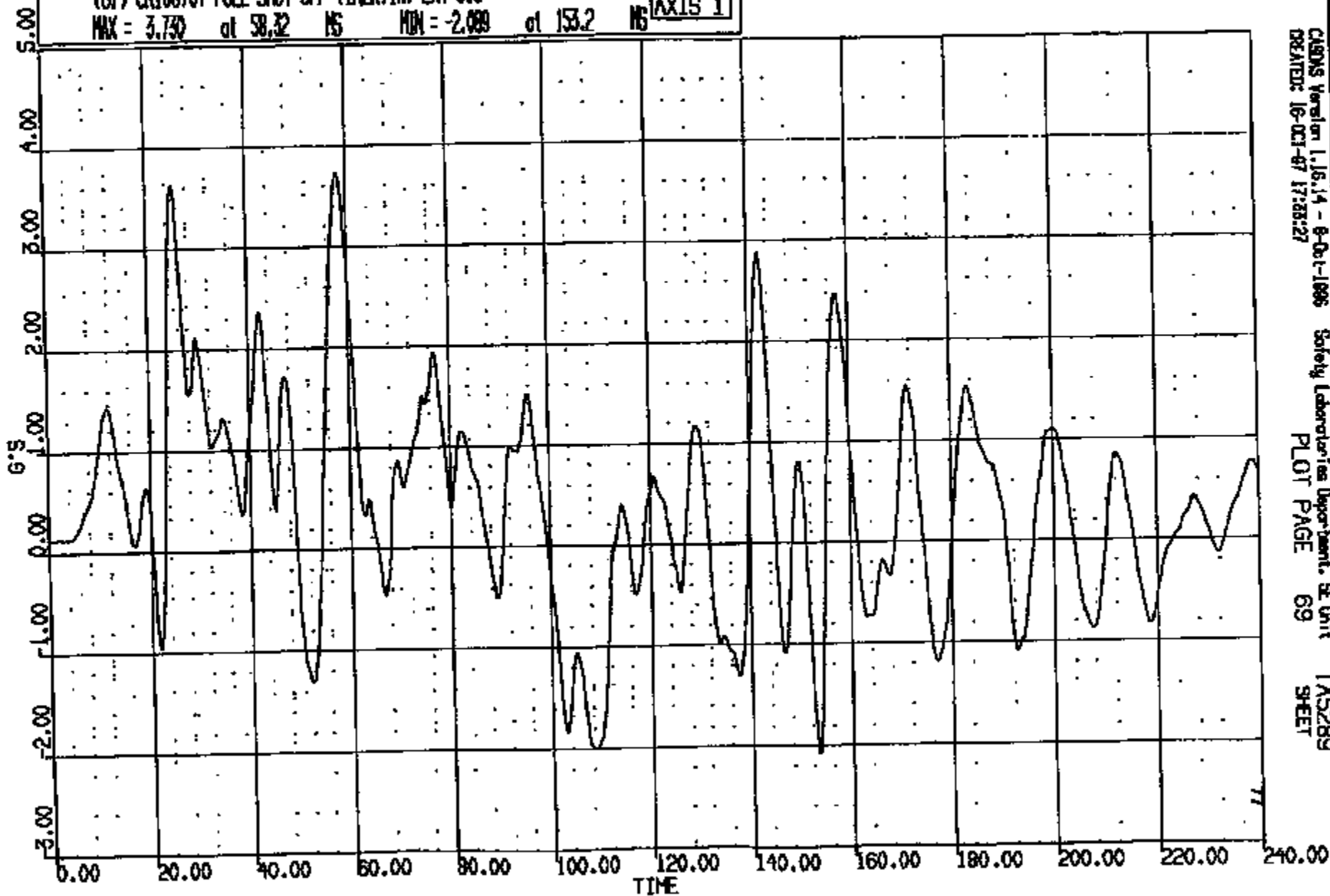
CRIS 0010870

CR R: 10870 TO: TA5289 DATE: 971016 15:58:19
199X DN-101 UNKNOWN

(67) CR108701 FUEL SHUT OFF (INERTIA) LAT 60C

MAX = 3.732 at 58.32 NS MIN = -2.089 at 153.2 NS

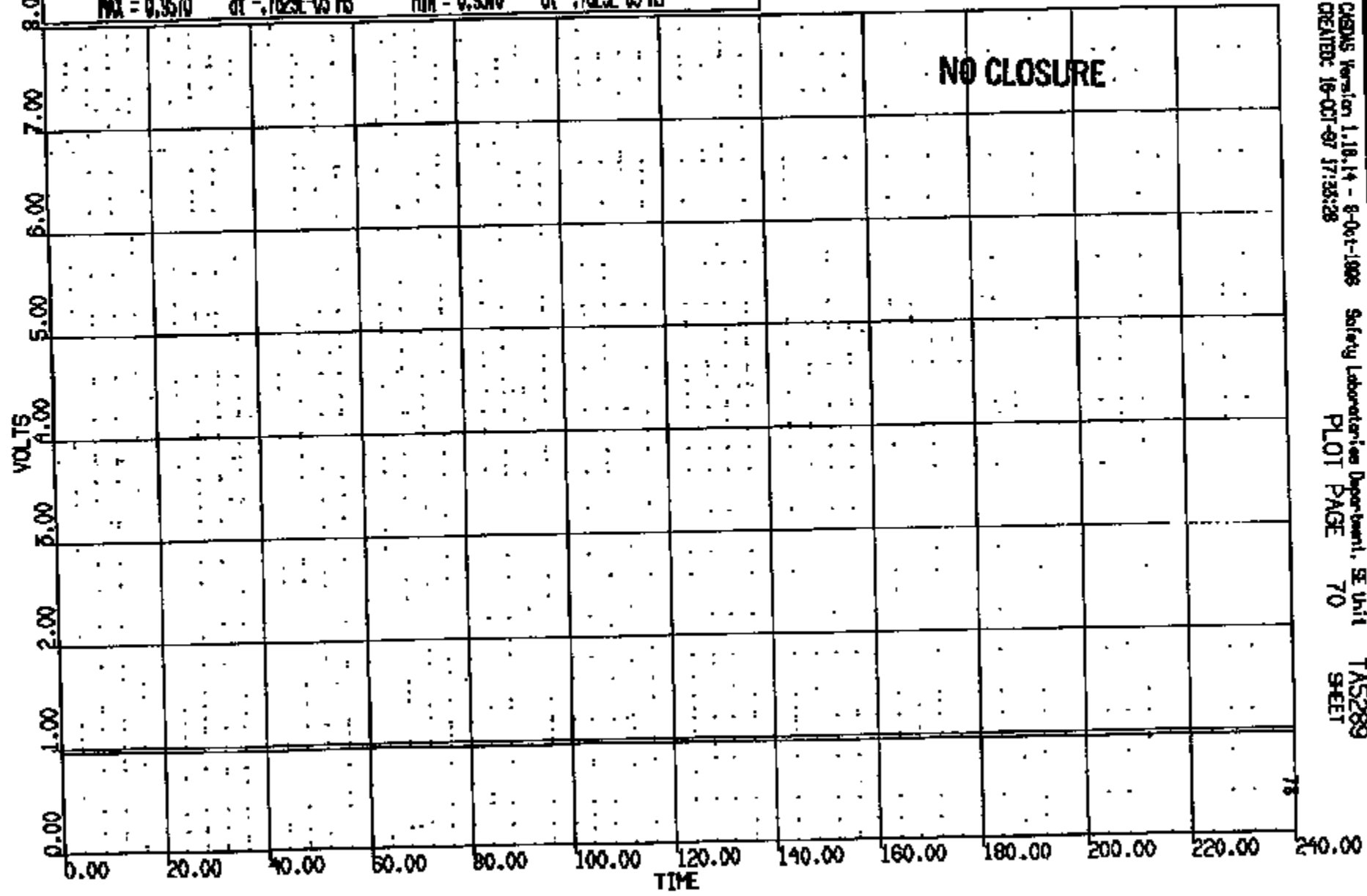
AXIS 1



CRTS 0010870

CR R: 10870 TO: TAS289 DATE: 971018 15:33:18
189X DN-101 UNKNOWN

(68) CR10870 FUEL SHUT OFF (INERTIA) SN 4000C
MAX = 0.9570 at -.7629E-05 MS MIN = 0.9570 at -.7629E-05 MS **AXIS 1**




CRIS 0010870

CRSIS Version 1.18.14 - 8-Oct-1998 Safety Laboratories Department, SE Unit TAS289
CREATED: 18-OCT-97 17:35:28 PLOT PAGE 70 SHEET

CR #: 10870 TO: TAS288 DATE: 871018 15:53:18
199X DN-101 UNKNOWN

(69) CR10870T ALTERNATE T-ZERO SN 4000C
MAX = 0.9570 at -.7629E-05 MS MIN = -.4355E-01 at 187.1 MS **AXIS 1**

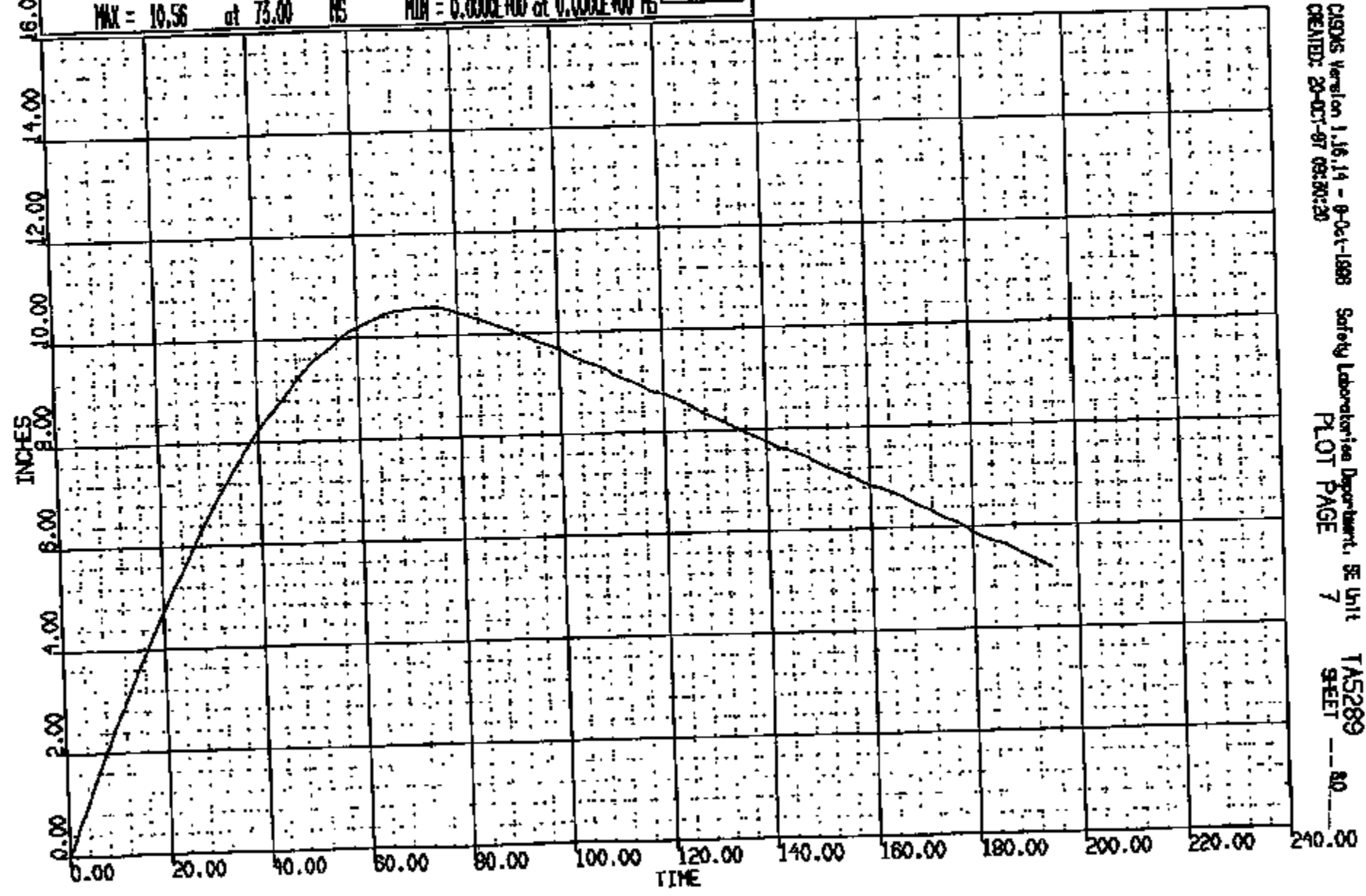


CRTS 0010870

CRSIS Version 1.16.14 - 8-Oct-1988 Safety Laboratories Department, SE Unit 1
CREATED: 16-OCT-87 17:33:29 PLOT PAGE 71 TAS288 SHEET

CR R: 10870 TO: TMS289 DATE: 871018 15:33:19
199X ON-101 UNKNOWN

(0) CR010870 LANK AT B PLR WRT LAND REF LONG DISP
MAX = 10.56 at 73.00 MS MIN = 0.000E+00 at 0.000E+00 MS **AXIS 1**

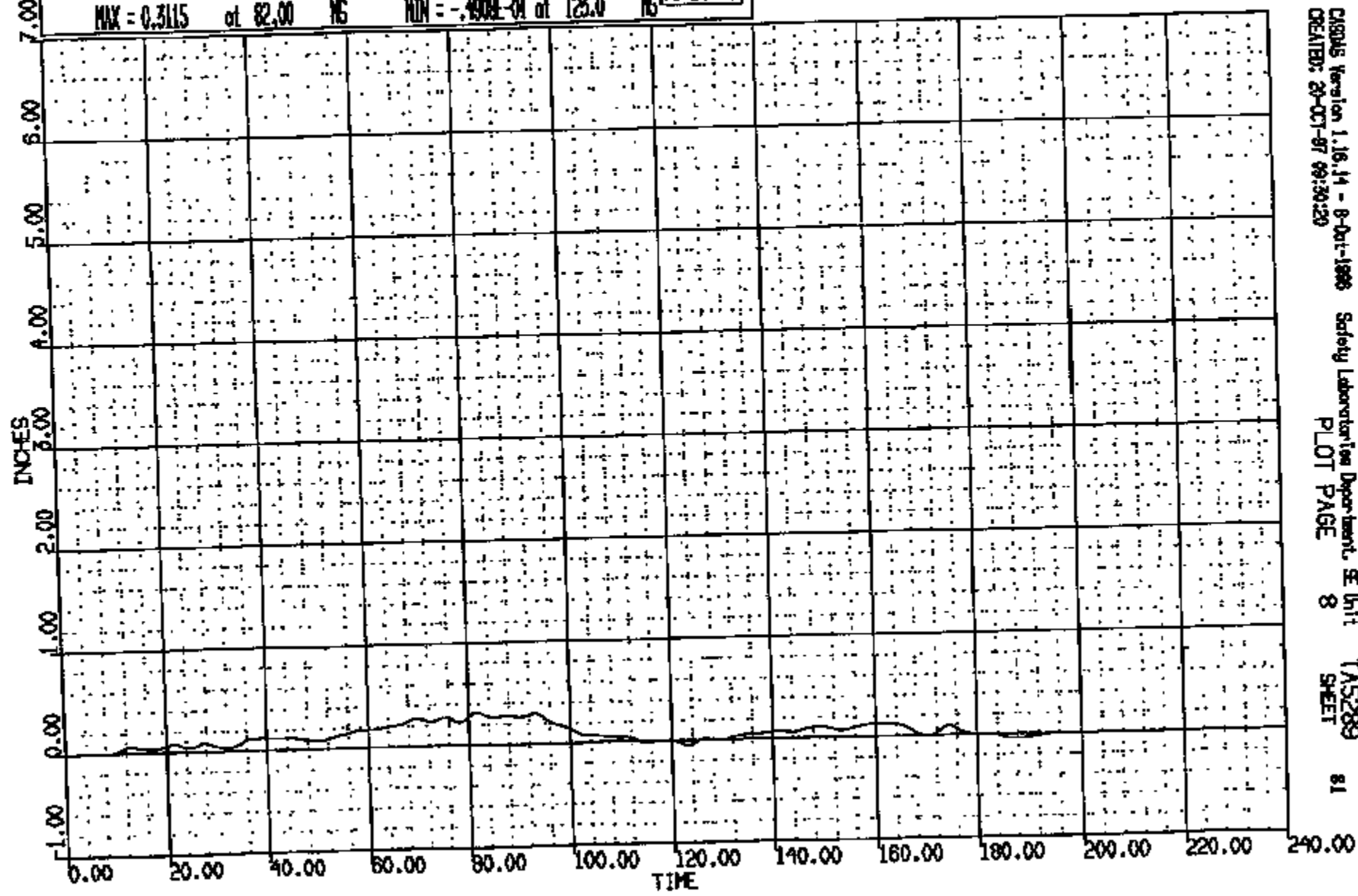


CRTS 0010870

CR #: 10870 TO: TAS289 DATE: 071010 13:38:10
198X DN-101 UNKNOWN

(0) CR10870 L/R/R AT B PLR WRT LGND REF VERT DISP
MAX = 0.3115 at 82.00 NS MIN = -.4908E-04 at 123.0 NS

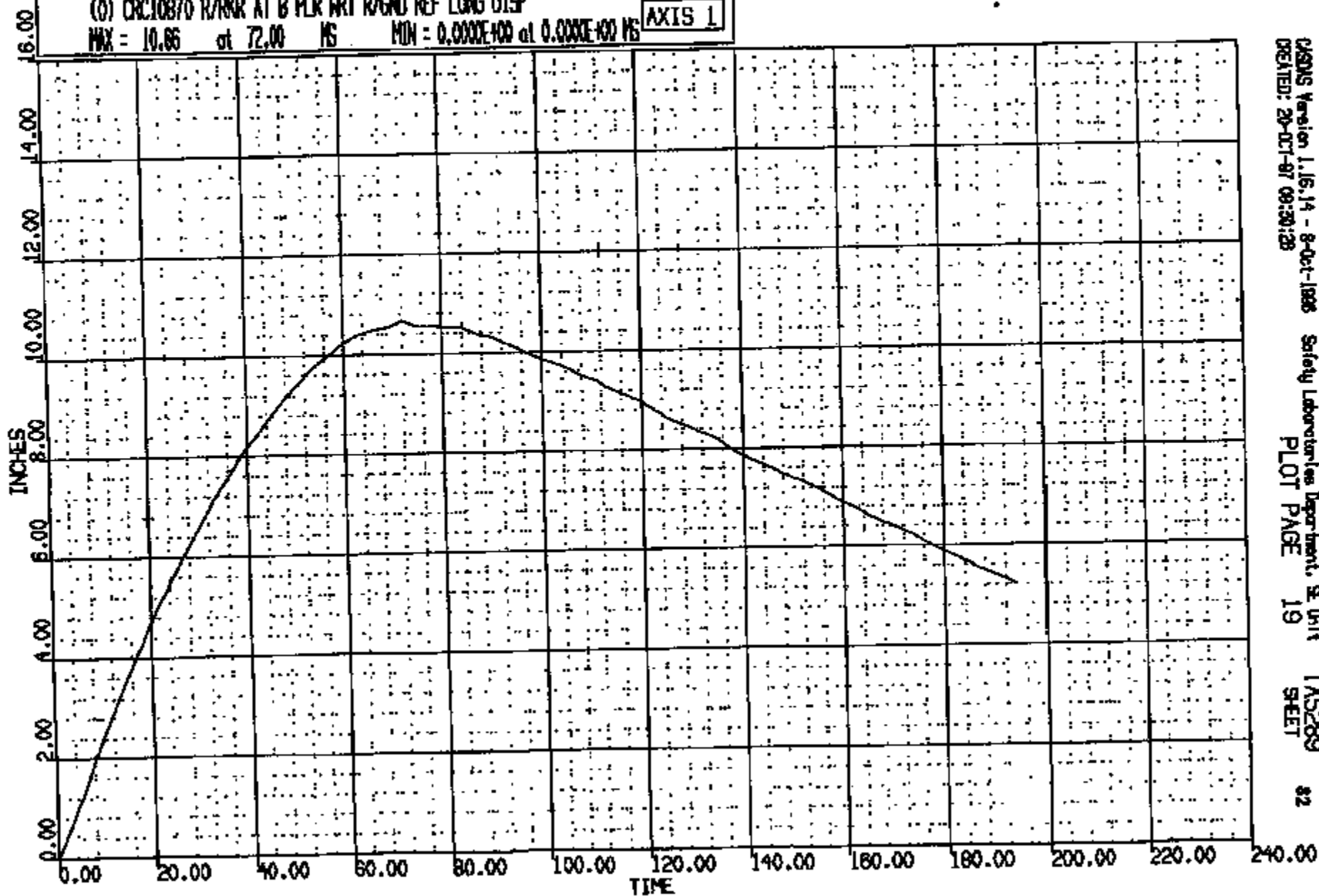
AXIS 1



CRTS 0010870

CR #: 10870 TO: TAS289 DATE: 971018 15:33:19
189X DN-101 UNKNOWN

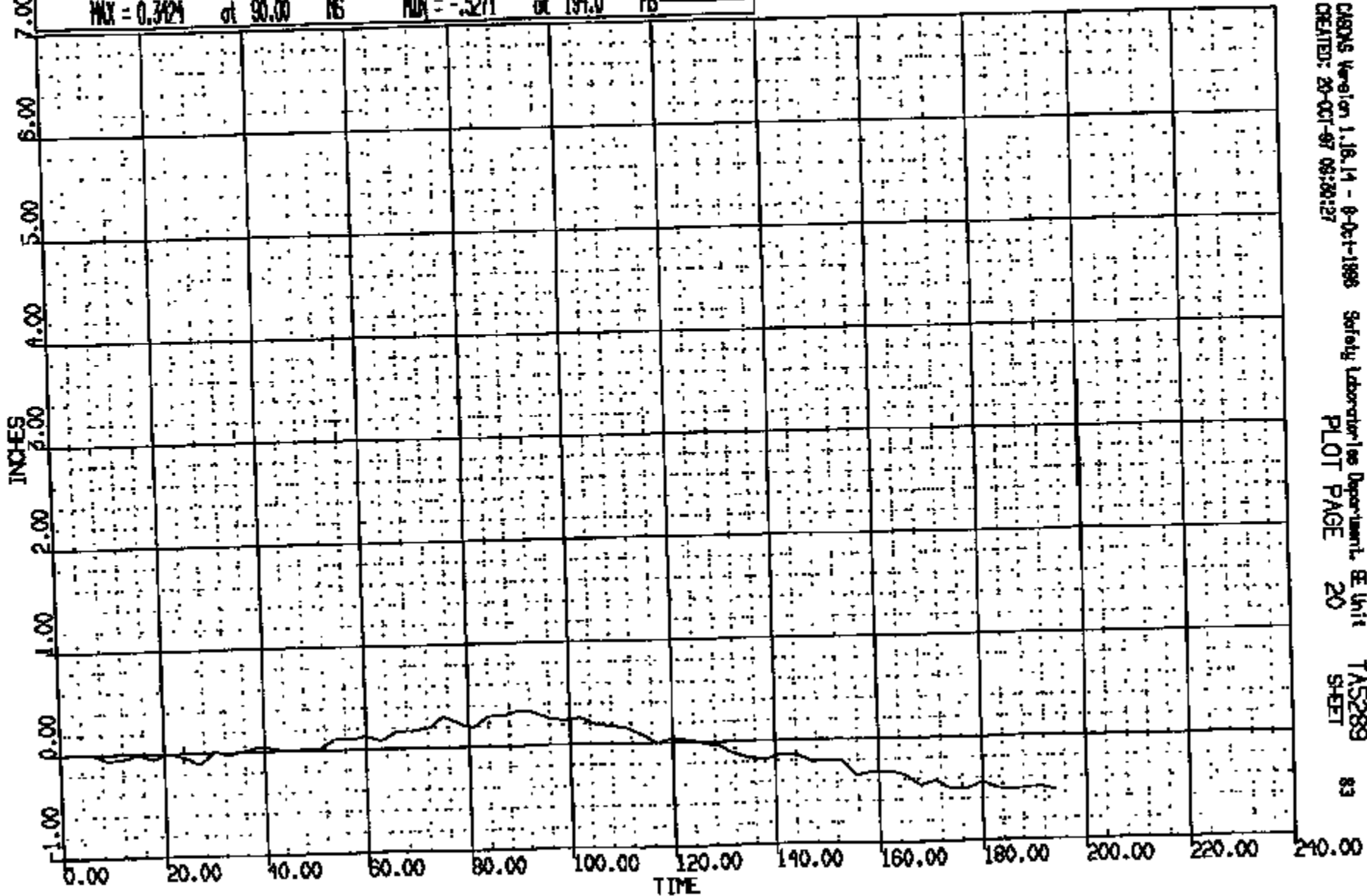
(0) CRIC10870 R/ROR AT B PLR WRT R/AND REF LONG DISP
MAX = 10.86 at 72.00 MS MIN = 0.000E+00 at 0.000E+00 MS **AXIS 1**




CRIS 0010870

CR #: 10870 TO: TA5289 DATE: 971018 15:53:19
189X DN-101 UNKNOWN

(0) CR10870 R/R/R AT B PLR WRT R/GND REF VERT DISP
MAX = 0.3024 at 90.00 MS MIN = -.5271 at 194.0 MS **AXIS 1**



CR1S 0010870




5281



10870003.JPG

Frame 1

CRTS 0010870



5289

1.0870003.JPG


Image 1



10870004.JDG

Page 1


CRTS 0010870



5289

Image: 10070005.JPG


CRTS 0010870



1.0870006.JPG

Name:

CRTS 0010870



5289

10870007.JPG

Page 1

CRTS 0010870



10870008.JPG

Image 1

CRTS 0010870



10870009.JPG


Name:

CRTS 0010870



10870010.JPG

Page 1



CRTS 0010870

Name:


10870011.JPG



10870012.JPG

Exam:


CRTS 0010870



CRTS 0010870

Name:


10870013.JPG



CRTS 0010870

Name :


10870014.JPG



CRTS 0010870

Name :


10870015.JPG



Name:

10870016.JPG


CRTS 0010870



CRIS 0010870

Name:

10870017.JPG




Name: 10870018.JPG

CRTS 0010870

CRTS 0010870

Name:

10870019.JPG






Name :


10870020.JPG

CRTS 0010870



Name: 10870021.JPG

CRTS 0010870



10870022.JPG

Image 1

CRTS 0010870



10870023.JPG


Wanda:

CRTS 0010870



Page 1 10870024.JPG


CRTS 0010870



10870029.JPG

Image 1


CRTS 0010870



Name :

10870026.JPG

CRTS 0010870



Name :

10E70027.JPG

CRITS 0010870



CRTS 0010870

Name :


10870028.JPG



Page 1

10870029.JPG

CRTS 0010870



CRTS 0010870

Name :

10870030.JPG



Image 1

18878031.JPG

CRJTS 0010870




Image 1

10870032.JPG

CRTS 0010870



Name:

10870033.JPG


CRTS 0010870



Name :

10870034.jpg

CRTS 0010870



Name:

10870035.jpg

CRTS 0010870



10870036.jpg

CRTS 0010870




Image: 10870037.jpg

CRTS 0010870




Image: 10870038.jpg

CRIS 0010870



10870039.jpg


Image:

CRTS 0010870



1.0870040.jpg


CRTS 0010870



Nome:

10870041.jpg

CRTS 0010870




5289

7061112
1000-10-1-1000

Name:


10870042.jpg

CRTS 0010870



Name : 10870043 . jpc


CRIS 0010870



CRTS 0010870

name:


10870044.jpg



5289

Name: 10870045.jpg

CRIS 0010870



10870
5289

CRIS 0010870

Name: 10870046.jpg



Name: 10870047.jpg

CRTS 0010870



10870048.jpg


Name:

CRTS 0010870



Image: 10870049.jpg


CRTS 0010870



10870050.jpg

Name:

CRTS 0010870



5289

Name: 10870051.jpg

CRTS 0010870

TEST AUTHORIZATION

TEST ORDER NUMBER TA3209

TO: J. Kiledrick	CC: D. MOURIANSKI N. HAMILTON R. HINGMAN E. Mueller G. J. Schleicher J. MEATHURSBY J. ... D. Kirby G. Lucito M. E. VITACIK	REQUEST DATE 10-05-97	REQUESTED COMPLETION DATE 10-08-97
		REQUEST NUMBER TA3209	PROBLEM NUMBER N/A
		REQUESTING SECTION AV2215A	

TITLE OF TEST 2000 D186 14 mph Frontal Barrier Impact		PARTS DUE DATE 10-08-97	
TYPE OF TEST <input checked="" type="checkbox"/> VEHICLE <input type="checkbox"/> RESEARCH <input type="checkbox"/> LABORATORY <input type="checkbox"/> OTHER	VEHICLE MAKE OR OTHER IDENTIFICATION 3137519	VEHICLE MODEL YEAR 1997	PRODUCT OR ENG. LETTER COC-0261
ENGINE NO. SYMPL. CARD. 3.0L 4V	TRANSMISSION AX4N	AXLE RATIO N/A	DISPOSITION OF PARTS Boneyard
TYPE OF FUEL N/A	CONVERTER N/A	IGNITION SYSTEM N/A	PROCUREMENT REQUIREMENTS <input type="checkbox"/> YES <input checked="" type="checkbox"/> NO CODE
CRACKCASE OIL AND CAPACITY N/A	TIRE SIZE AND PLY RATING N/A	REPORT CATEGORIES <input checked="" type="checkbox"/> ENGINEERING <input checked="" type="checkbox"/> DATA <input checked="" type="checkbox"/> RAW DATA	MAIL REPORT TO: ROOM <u>MD1232</u>
VEHICLE TEST WEIGHT FRONT <u>2310</u> REAR <u>1990</u> TOTAL <u>4300</u>	TIRE PRESSURE FRONT <u>30</u> REAR <u>30</u>		PLDQ <u>2</u>

- OBJECT OF TEST: D186 RHD Sensor Development
- TEST PROCEDURE: COC-03
- NUMBER OF SAMPLES: 1
- RUNS PER SAMPLE: 0
- ITEMS TO BE TESTED:
DESCRIPTION

PART NOS	QUANTITY
1MEL5363Y0527266 ✓	(01)

"RECORD COPY"
 Revision No. 2-2-12
 Print Date 2017

REQUESTING DEPT NO T551	WORK ORDER/WORK TASK FO9	ISSUED/MONITORED BY EMING	PHONE 66185	APPROVALS BOLAND	TEST TYPE	RISC	SHUT-OFF DATE
----------------------------	-----------------------------	------------------------------	----------------	---------------------	-----------	------	---------------

INCIDENTAL DO NOT WRITE BELOW THIS LINE

WORK STANDARDS NUMBER _____ TITLE
2000 D186 14 mph Frontal Barrier Impact

MANDATORY				OPTIONAL					
TEST ORDER #	CATEGORY	RIMP SECT	EST COMP DATE	REQ	TEST ENG'S INIT	UNIT CODE	TEST ORDER DATE	LABOR CODE	PROD CODE
TA3209	4	T657		X		CRASH	10-03-97		
PERFORMING DEPT.	HOURS	MATERIAL COST	COMP. COST	PARTS DUE DATE	EST START DATE	EST COMP DATE	STATUS	COMPLETE	
DESIGN	0	\$	\$						
ENGINEERING	0	\$	\$						
TECHNICAL	0	\$	\$						
TOTAL	0	\$	\$						

4
TEST DEFINITION WORKSHEET

03-OCT-97 15:23

KURT L. EWING

TEST ORDER: TA5289

TEST PROCEDURE: CRS-00

REQUESTER COMMENTS:

TEST OBJECTIVE: Advanced Restraint Sensor Development
CUSTOM TEST SETUP: Impact vehicle into 90 degree fixed barrier @ 14 mph.
RATED FUEL CAPACITY: N/A
RATED LUGGAGE LOAD: 200 lb.

OCCUPANT TYPE: Left Front: 50th% Hybrid II
Rgt. Front: 50th% Hybrid II

RESTRAINT SYSTEM:	BELT	PYRO BELT	FRONTAL BAG	SIDE BAG
Left Front:	-----	-----	-----	-----
Rgt. Front:	-----	None	-----	-----

DUMMY POSITIONING: ST-14 DRIVER FOOT REST: N

SENSOR SYSTEM: Monitor sensor outputs. See sensor map & instrumentation request.

SEAT POSITION:	Long.	Vert.	Seat Back Angle
Left Front:	-----	-----	-----
Rgt. Front:	Neck Mid	Full Down	26.3 (From Trim)
	Neck Mid	Full Down	26.3 (From Trim)

SEAT PACKAGE CHECK REQUIRED ? No

DIMENSIONAL ANALYSIS: None.

FILM ANALYSIS: Left & Right dummy head WRT Rocker @ B-Pillar.
Rocker @ B-Pillar WRT Ground.

STILL PHOTO: Std. Pre & Post Test Photographs
Close ups of sensor instrumentation on vehicle front and

TEST DEFINITION WORKSHEET

KURT L. EWING

03-OCT-97 15:23

TEST ORDER: T45189

TEST PROCEDURE: CRS-00

Weight vehicle to test weight specified on TA cover sheet.
Level rocker WRT ground. Consult requestor as needed.

CONTACTS:	NAME	PHONE	PAGER
Requestor:	K. Ewing	24-86185	KEWI (313-660-6991)
Bld. Coord:	M. Dendal	24-85498	NDEN (313-705-8101)
Supervisor:	M. Jurosek	32-39958	NJUR (313-705-9990)
GTO:	S. Ringston	39-03809	SPIN (313-780-3922)

TEST ENGINEERS COMMENTS:

LAB COMMENTS:

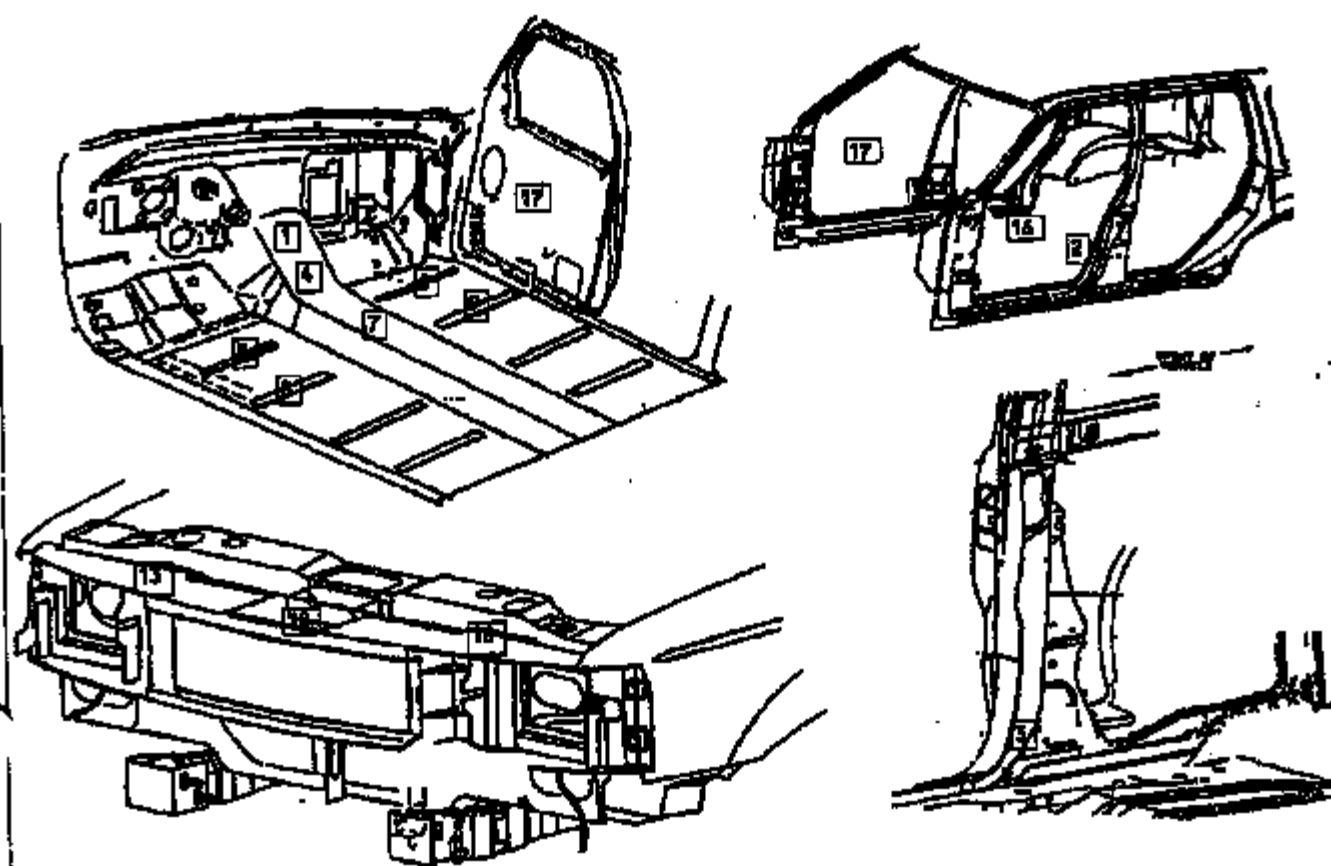
FINAL COMMENTS:

REQUESTERS FINAL COMMENTS:

Program: D168
 Vehicle ID: DC0417
 Build level: AP
 Test Mode: 14mph/barrier

SENSOR MAP

Engineer: Erich Kennitz
 Phone #: 24-81802
 Date: 9/30/97
 Time: 1:03 PM



sensor channels only

Location Name	Supplier	Output	Nominal (+/-)	Max/Min	Serial #	
1 INT-FLOOR-PAN @ CTC (LHD RCH Location) L/F Floor pan @ LHD	• ACD1	RGMby	Pa. Pres.	0	38004	556-2 008150 ✓
	• ACD2		Dr. Bag	0		
	• ACD3		Pa. Bag	0		
	• ACD4		Dr. S. Sa	0		
	• ACD5		Pa. S. Sa	0		
	• ACD6		Dr. Pres.	0		
	• ACD7		Saffing			
	• ACD8		Stain	5		
2 INT-FLOOR-PAN @ RCH L/R-PLR_HNER @ RCH	• ACD1	accal	TRIAX	On HATCH	38004	584-1 008152 ✓
	• ACD2	accal	TRIAX			
	• ACD3	accal	TRIAX			
3 INT-FLOOR-PAN @ RCH (RHD RCH Location) O/F Floor pan @ RCH	• ACD1	RGMby	Pa. Pres.	0	38004	584-1 008152 ✓
	• ACD2		Dr. Bag	0		
	• ACD3		Pa. Bag	0		
	• ACD4		Dr. S. Sa	0		
	• ACD5		Pa. S. Sa	0		
	• ACD6		Dr. Pres.	0		

Erich Kennitz
 (10/9/97)

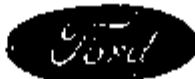
Erich Kennitz 24-81802
 AVT Restraints

Location Name	Supplier	Output	Nominal (+/-)	Max/Min	Serial #
	= ACD7	Safing			
	= ACD6	STATUS	5		
4 C/F FLOOR PAN @ 2ND BLM	accel	TRIAX	On RCH		
5 C/F FLOOR PAN @ 2ND YONGE ENTR	accel	TRIAX	Near ECS		
6 C/F FLOOR PAN @ 2ND YONGE ENTR	accel	TRIAX	Near ECS		
5 F/L WDR @ WY WENT CVC	ACD	None	ECS Sensor		E35
6 F/L WDR @ WY WENT CVC	ACD	None	ECS Sensor		DCA
7 C/F FLOOR PAN @ 2ND YONGE ENTR	accel	TRIAX			
8 C/F FLOOR PAN @ 2ND YONGE ENTR	accel	TRIAX			
9 C/F FLOOR PAN @ 2ND YONGE ENTR	accel	TRIAX			
10 C/RAD UP FRT	ACD	None	FCB		092497E
10 C/RAD UP FRT	accel	TRIAX	Next to FCB		
13 R/RAD UP FRT	ACD	None	FCB		092497D
13 R/RAD UP FRT	accel	TRIAX	Next to FCB		
16 L/F DOOR @ REACTOR RTD	accel	TRIAX			
17 R/F DOOR @ REACTOR RTD	accel	TRIAX			
18 L/RAD UP FRT	ACD	None	FCB		092497C
18 L/RAD UP FRT	accel	TRIAX	Next to FCB		

DOB# box = 092297A

Notes: All ACD supplier parts require 12V supply

K. Ewin
10/2/97



"RECORD COPY"
 Schedule No. 7-7-12
 2010
 CONFIDENTIAL

FINAL TEST REPORT

**Global Test Operations
 Advanced Vehicle Technology**

TO:	J. Boland	Test Order No.	T-A5290
		Work Task W. O. No.	F09
		Test Date	10/22/97
		Date Reported	2/20/98
		Sheet	1 of 90

SUBJECT: Crash Test 10877 (90° Left Front 50% Offset Vehicle to Vehicle Impact at 19.5 ± 0.4 mph, 31.4 ± 0.6 km/h) - 2000 Taurus (D186) 4-Door Sedan into a 1996 Sable (DN-101) 4-Door Sedan

REQUESTED BY: Vehicle Safety and CAE Department, Advanced Vehicle Technology - K. Ewing

OBJECT: To obtain development data relative to air bag system sensors.

SUMMARY OF TEST RESULTS: See Section 1.0 for air bag system sensor data.

CONDUCT: 
 R. Burns
 Section Supervisor
 Operations Engineering Section


 S. Pingleton
 Test Development Engineer

VEHICLE DATA: (BULLET)

Make and Model 2000 Taurus (D186) 4-Door Sedan
ID Numbers 1FALP53S3VG215556, 313-T-517, D00426
Power Train 3.0L, EFI, Automatic (A64N) Transaxle
Fuel Tank(s) Test Condition: Empty
Front Seat(s) Type: Bucket
 Cover: Cloth
 Tracks/Position: LF: 6-Way Power/Mechanical Mid and Down
 RF: Manual/Mechanical Mid
 Seat Backs/Position: Adjustable/Not Measured
 Head Restraints/Position: Adjustable/Dp
 Lumbar Support/Position: LF: Power/Deflated
Restraint System LF & RF: 3-Point Continuous Loop Active Belt
Occupants LF & RF: 50th Percentile Male, Hybrid II, Uninstrumented
Test Weight Front: 2291 lb (1039 kg)
 Rear: 1365 lb (710 kg)
 Total: 3856 lb (1749 kg)
Tires Front: P205/65R15 30 psi (207 kPa)
 Rear: P205/65R15 30 psi (207 kPa)
 Spare: Removed
Significant Content or Accessories: Air Conditioning, Power Steering, Power Brakes, Tilt Steering Wheel

VEHICLE DATA: (TARGET)

Make and Model 1996 Sable (DN-101) 4-Door Sedan

ID Numbers 1MKLM50U6TA600083, 516-T-093

Power Train 3.0L, EFI, Automatic Transaxle

Fuel Tank(s) Test Condition: Empty

Front Seat(s) Type: Bucket
Cover: Cloth
Tracks/Position: LF: 6-Way Power/Mechanical Mid and Down
RF: Manual/Mechanical Mid
Seat Backs/Position: Adjustable/Not Measured
Head Restraints/Position: Adjustable/Down

Restraint System LF & RF: 3-Point Continuous Loop Active Belt

Occupants LF & RF: Water-Filled Containers (Simulating 50th Percentile Male, Hybrid II, Uninstrumented Dummies)

Test Weight Front: N/A lb (N/A kg)
Rear: N/A lb (N/A kg)
Total: 3986 lb (1536 kg)

Tires Front: P205/65R15 30 psi (207 kPa)
Rear: P205/65R15 30 psi (207 kPa)
Spare: Removed

Significant Content or Accessories: Air Conditioning, Power Steering, Power Brakes, Tilt Steering Wheel

GENERAL TEST COMMENTS:

1. Test Procedure

The test was performed according to the following Corporate test procedure(s):

Vehicle to Vehicle Impact Tests, P4-90 dated January 15, 1992.

2. Remarks

Crash movies, pre- and post- crash still images of the test vehicle and copies of this report are available only through the Crash Test Operations Section after permission is obtained from the test requesting department. The crash still images are stored on CD ROMs. The file names of the still images are listed under crash number and a three digit sequence number which are 10877001 through 10877044.

TEST RESULTS:

1.0 Sensor Development

Time histories of the dummy dynamic displacements obtained from Film Analysis are included in this report.

Time histories of the air bag/sensor(s) are included in this report.

Time histories of any requested derived data (i.e. integrations, etc.) were given to the requesting activity and are not included in this report.

2.0 Vehicle Crush, Film Analysis and/or Instrumentation Data

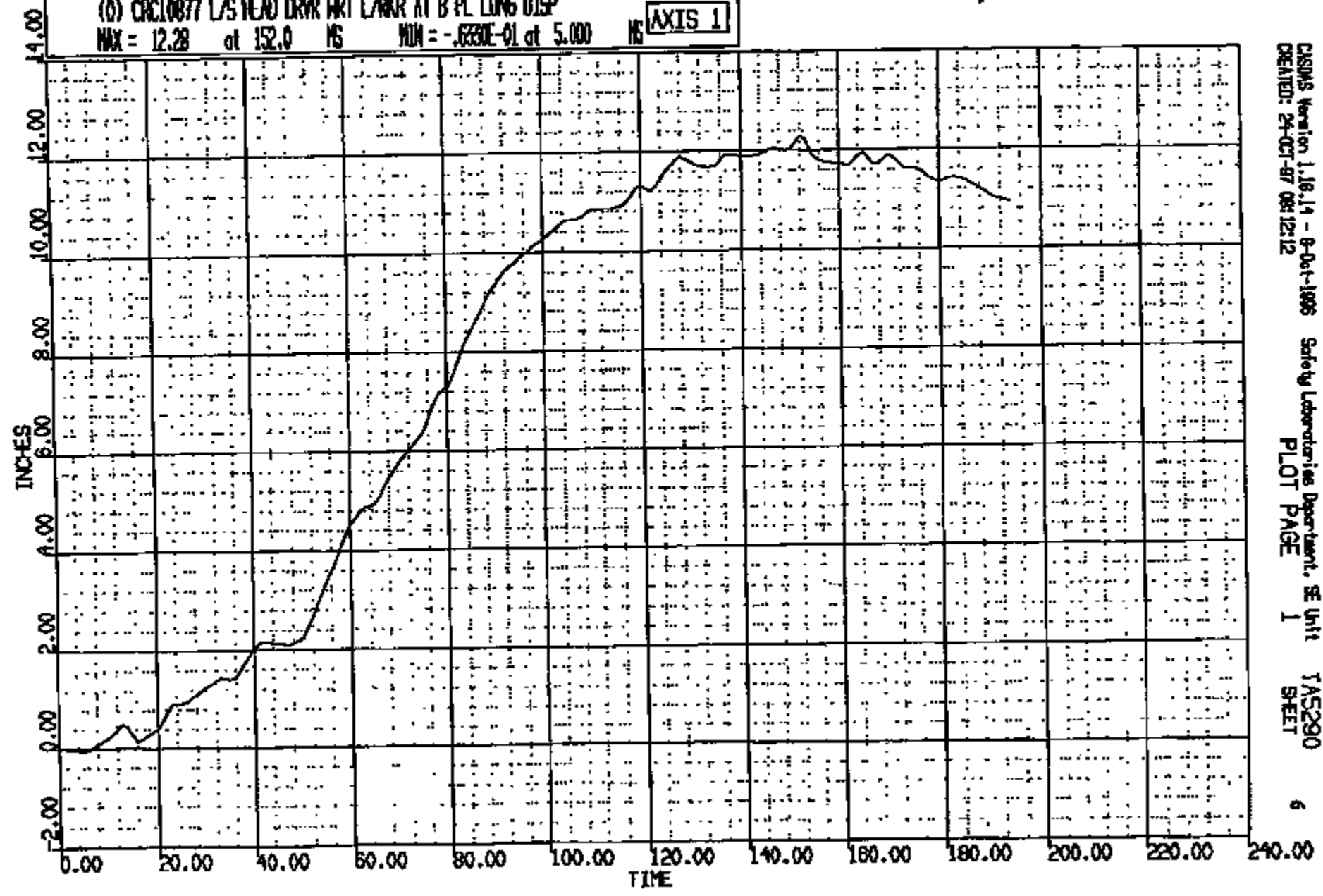
Time histories of the vehicle accelerations and other instrumentation are included in this report.

Time histories of vehicle dynamic displacements obtained from Film Analysis are included in this report.

Time histories of any requested derived data (i.e. integrations, etc.) were given to the requesting activity and are not included in this report.

CR R: 10877 TO: TAB290 DATE: 871028 14:21:47
199X DN-101 UNKNOWN

(O) CR10877 L/S HEAD DRVR WRT L/WR AT B PL LONG DISP
MAX = 12.28 at 152.0 MS MIN = -.6330E-01 at 5.000 MS **AXIS 1**



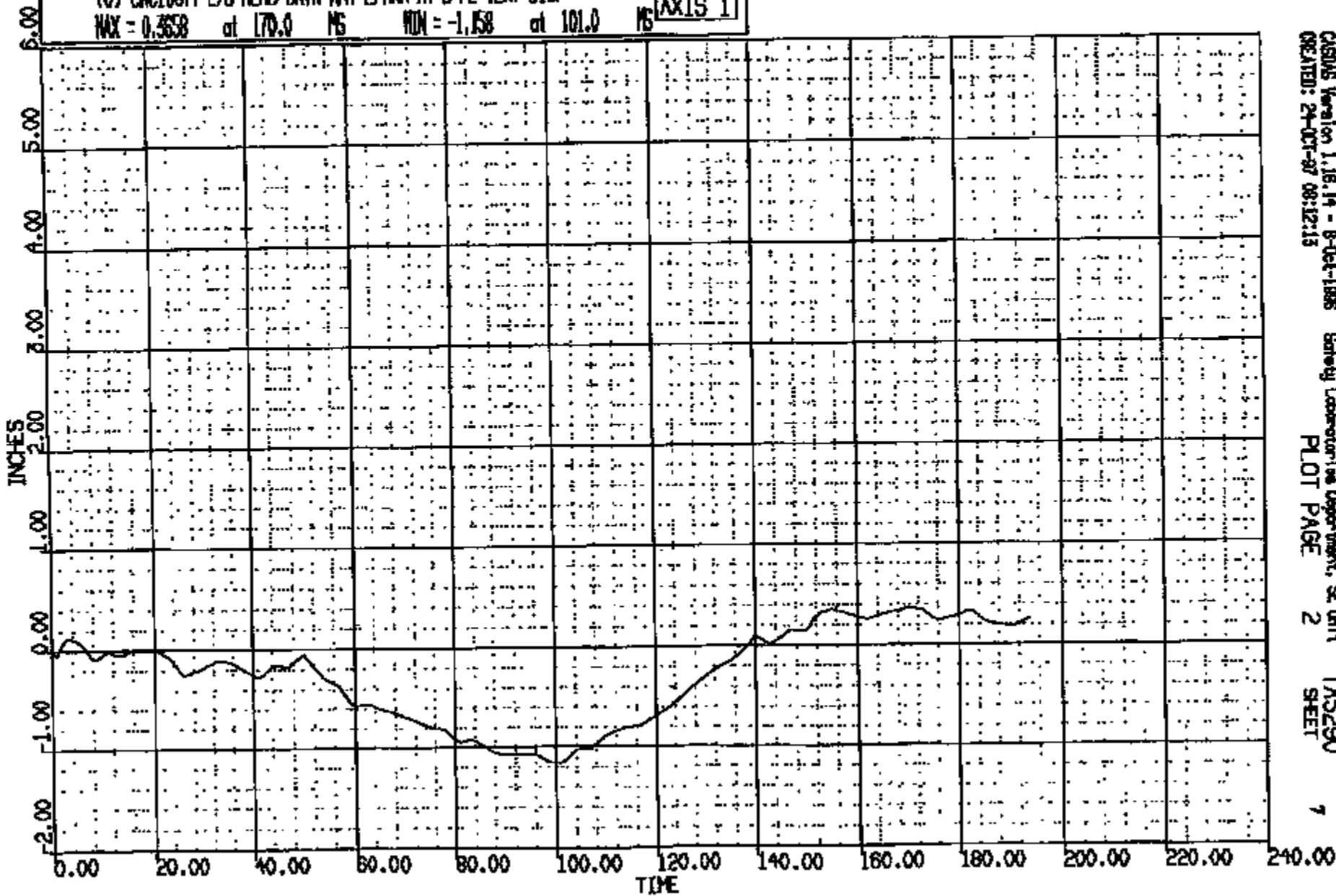
CR10877

CR 2: 10877 TO: TA5290 DATE: 871028 14:21:47
108X DN-101 UNKNOWN

(0) CRCL0877 L/S HEAD DRMR WRT L/ROR AT B PL VERT DISP

MAX = 0.3658 at 170.0 MS MIN = -1.158 at 101.0 MS

AXIS 1



CASIAS Version 1.16.14 - 8-Oct-1988
CREATED: 24-OCT-87 08:12:13

Safety Laboratory Department, SE Unit
PLOT PAGE 2

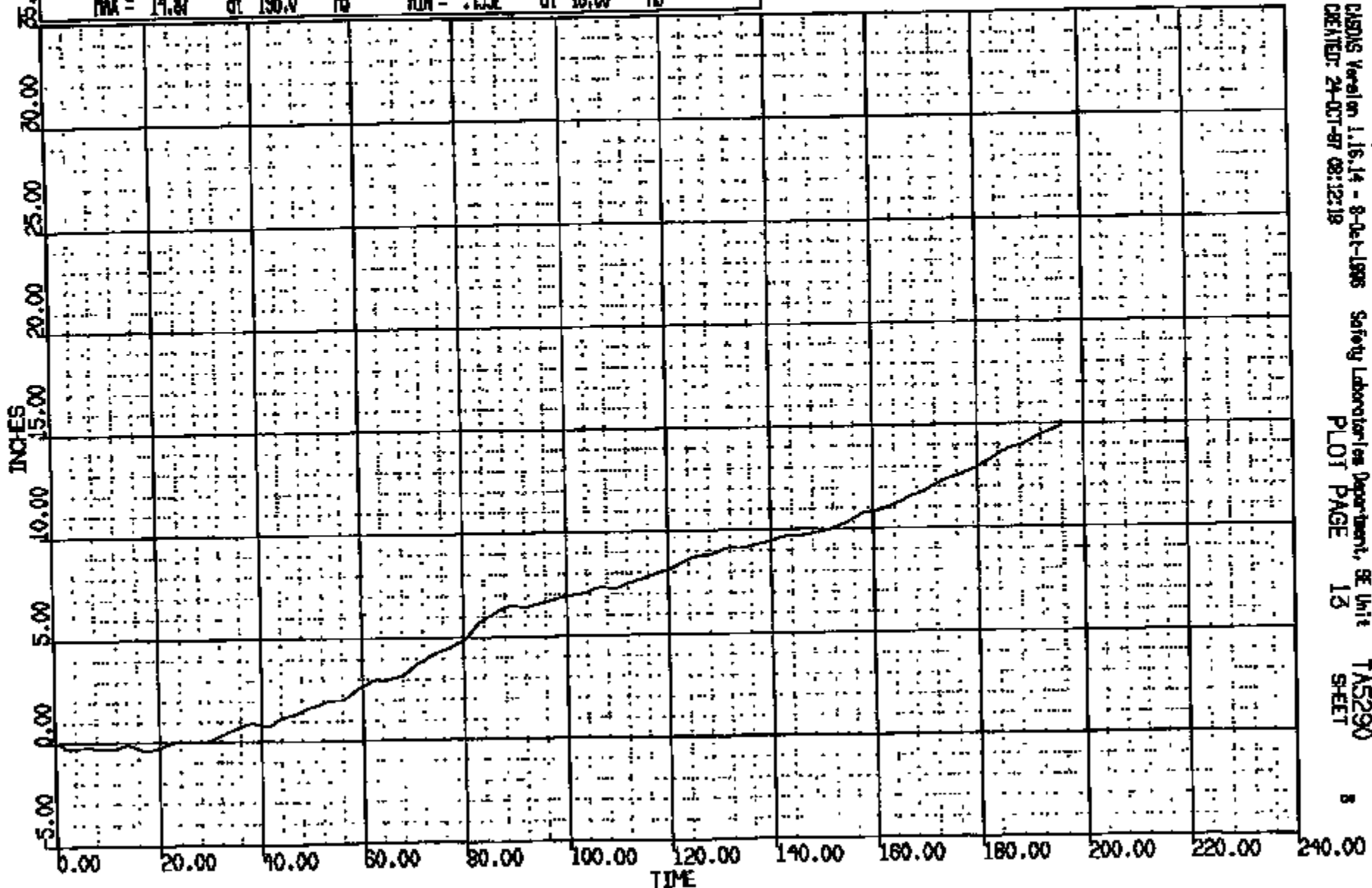
TA5290
SHEET

7

CRIS 0010877

CR R: 10877 TO: TAB290 DATE: 071022 14:21:47
100X DN-101 UNKNOWN

(0) CRC10877 R/S HEAD PASS WRT R/WR AT B PL LONG DISP
MAX = 14.87 at 196.0 MS MIN = -.4332 at 18.00 MS **AXIS 1**



CASONS Veeal on 1.16.14 - 8-Oct-1995 Safety Laboratories Department, SE Unit
CREATED: 24-OCT-97 08:12:19 PLOT PAGE 13 TMS290
SHEET 5

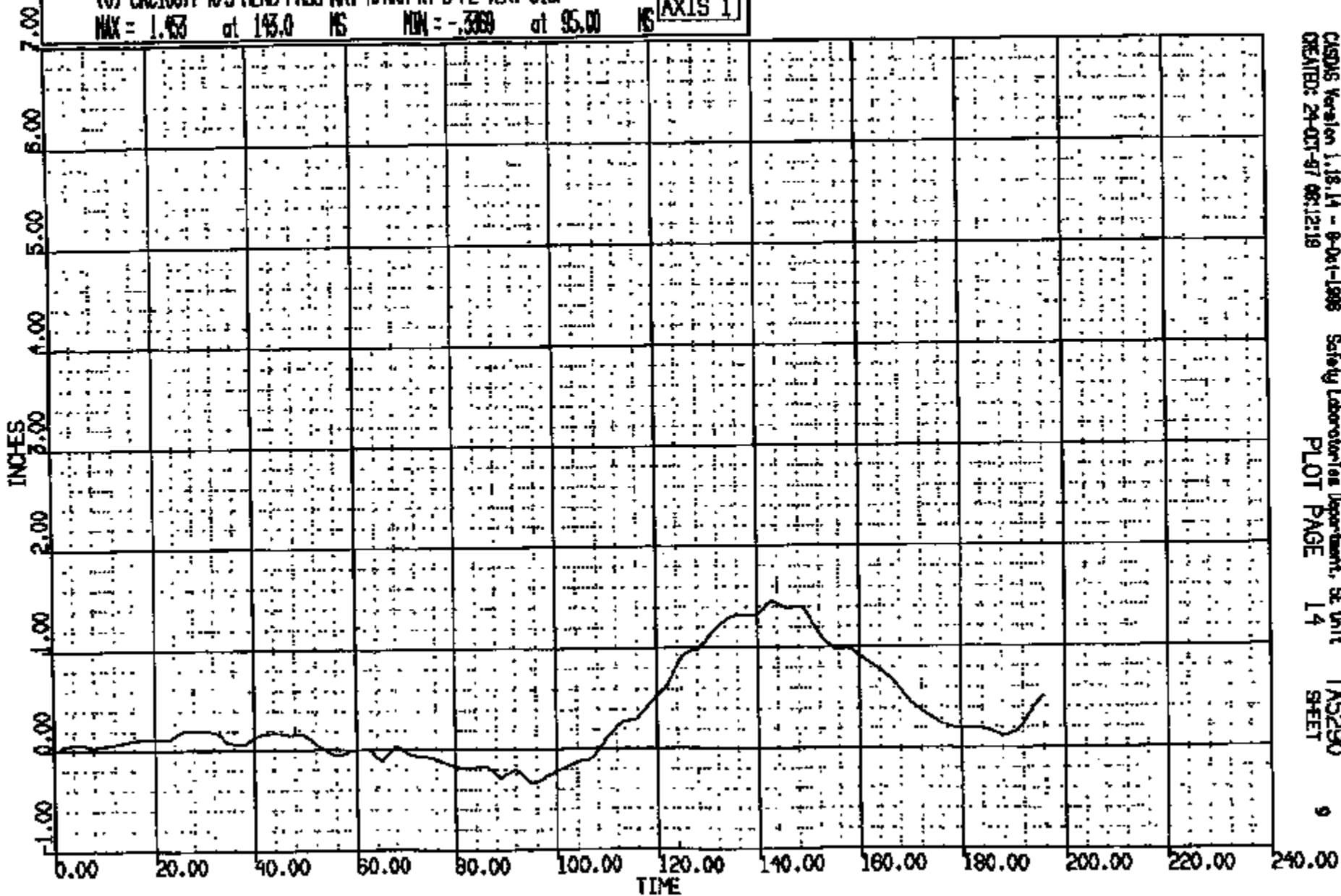
CRTS 0010877

CR R: 10877 TO: TA5290 DATE: 071022 14:21:47
108X DN-101 UNKNOWN

(0) CR010877 R/S HEAD PASS M/T R/ROR AT B PL VERT DISP

MAX = 1.93 at 143.0 MS MIN = -.3069 at 95.00 MS

AXIS 1



CASDS Version 1.18.14 - 9-Oct-1998
CREATED: 24-OCT-97 08:12:19

Safety Laboratories Department, SE Unit
PLOT PAGE 14

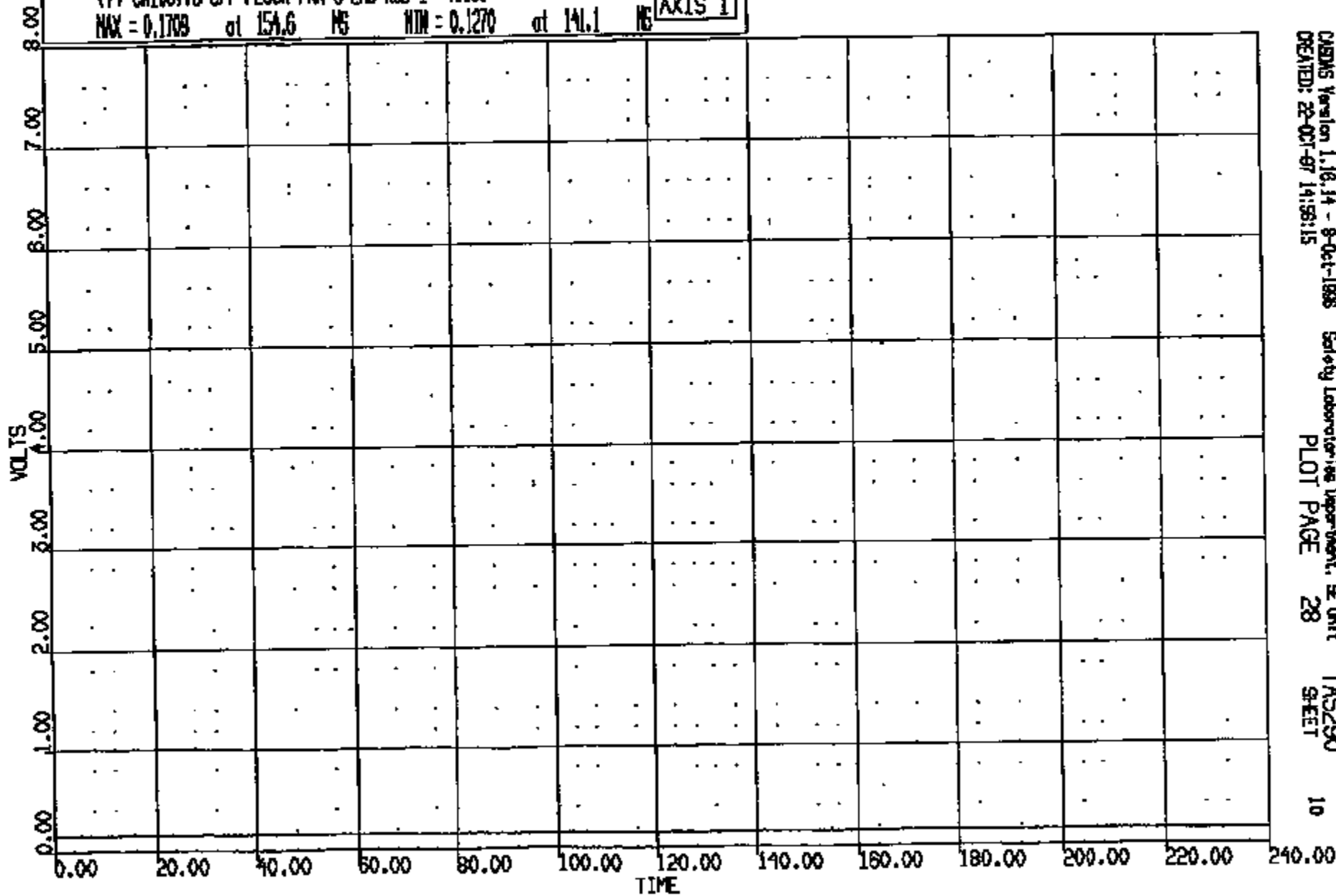
TA5290
SHEET

9

CRIS 0010877

CR #: 10877 TO: TA5290 DATE: 871022 14:21:47
188X DN-101 UNKNOWN

(7) CR10877B C/F FLOOR PAN @ LHD ACD 1 4000C
MAX = 0.1709 at 154.6 MS MIN = 0.1270 at 141.1 MS **AXIS 1**



CRMS Version 1.16.14 - 8-Oct-1988 Safety Laboratories Department, SE Unit TA5290
CREATED: 22-OCT-87 14:58:15 PLOT PAGE 28 SHEET 10

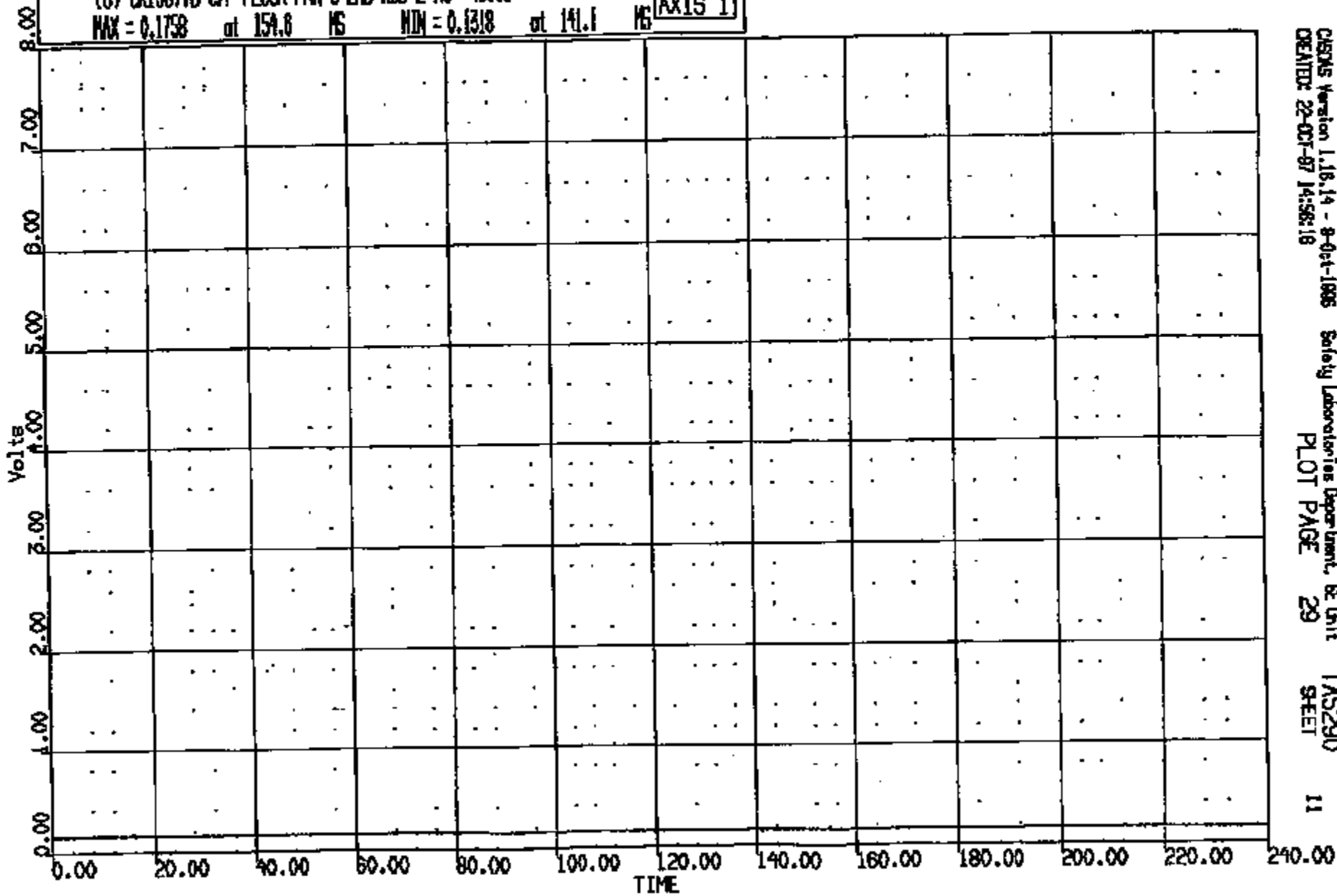
CRIS 0010877

CR R: 10877 TO: TAS290 DATE: 071022 14:21:47
100X DN-101 UNKNOWN

(8) CR10877B C/F FLOOR PAN @ LHD ACD 2 AC 4000C

MAX = 0.1758 at 154.8 MS MIN = 0.1318 at 141.1 MS

AXIS 1



CRS Version 1.18.14 - 9-Oct-1998
CREATED: 22-Oct-97 14:58:18

Safety Laboratories Department, SE Unit
PLOT PAGE 29

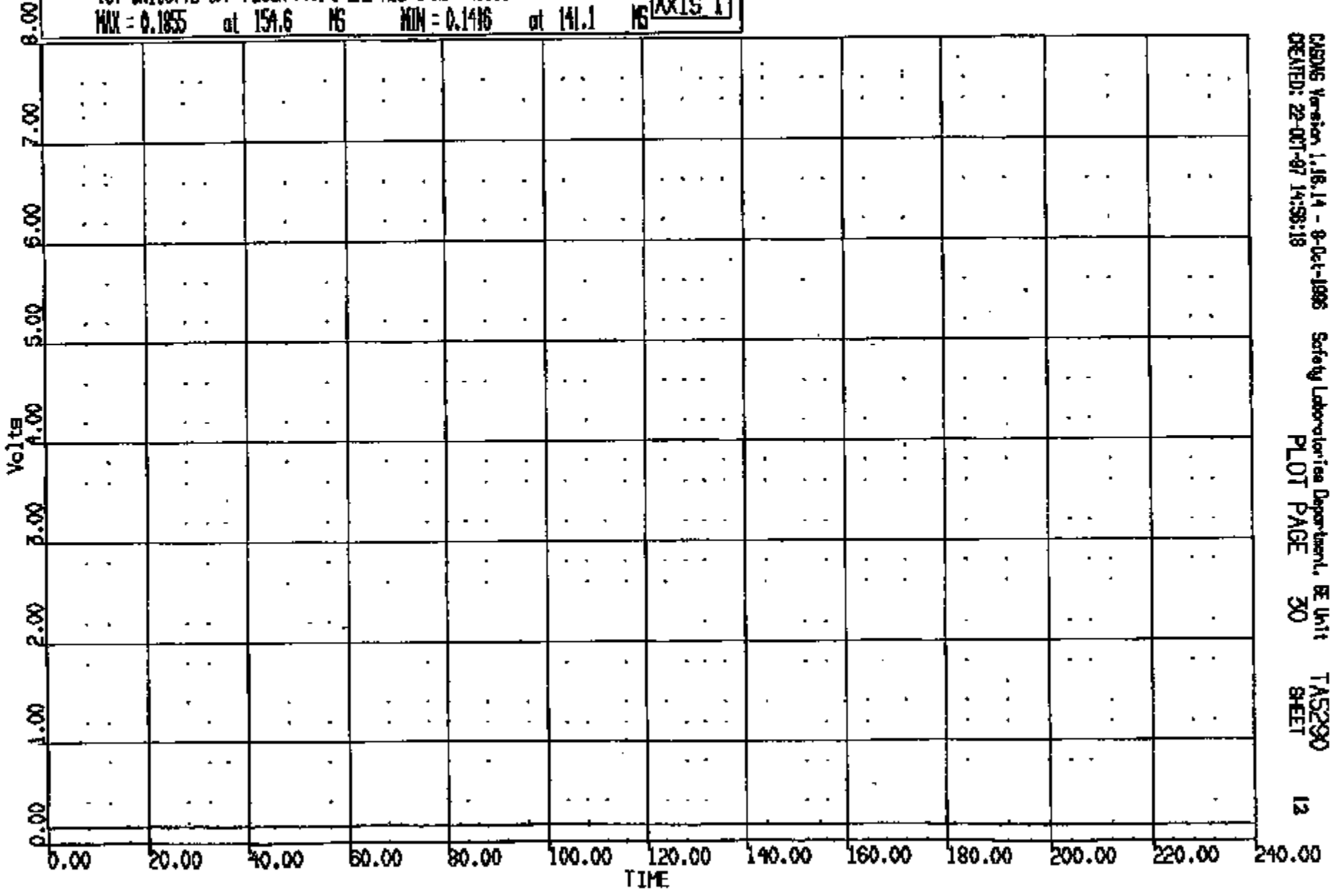
TAS290
SHEET

11

CRIS 0010877

CP: 10877 TO: TAE290 DATE: 971022 14:21:47
100X DN-101 UNKNOWN


(9) CR10877B C/F FLOOR PAN @ LHD ACD 3 AC 4000C
MAX = 0.1855 at 154.6 MS MIN = 0.1416 at 141.1 MS **AXIS 1**



CRTS 0010877

CR R: 10877 TO: TAS290 DATE: 971022 14:21:47
108X DN-101 UNKNOWN

(10) CR10877B C/F FLOOR PAN @ LHD ACD 4 AC 4000C
MAX = 0.1807 at 154.6 MS MIN = 0.1367 at 141.1 MS AXIS 1



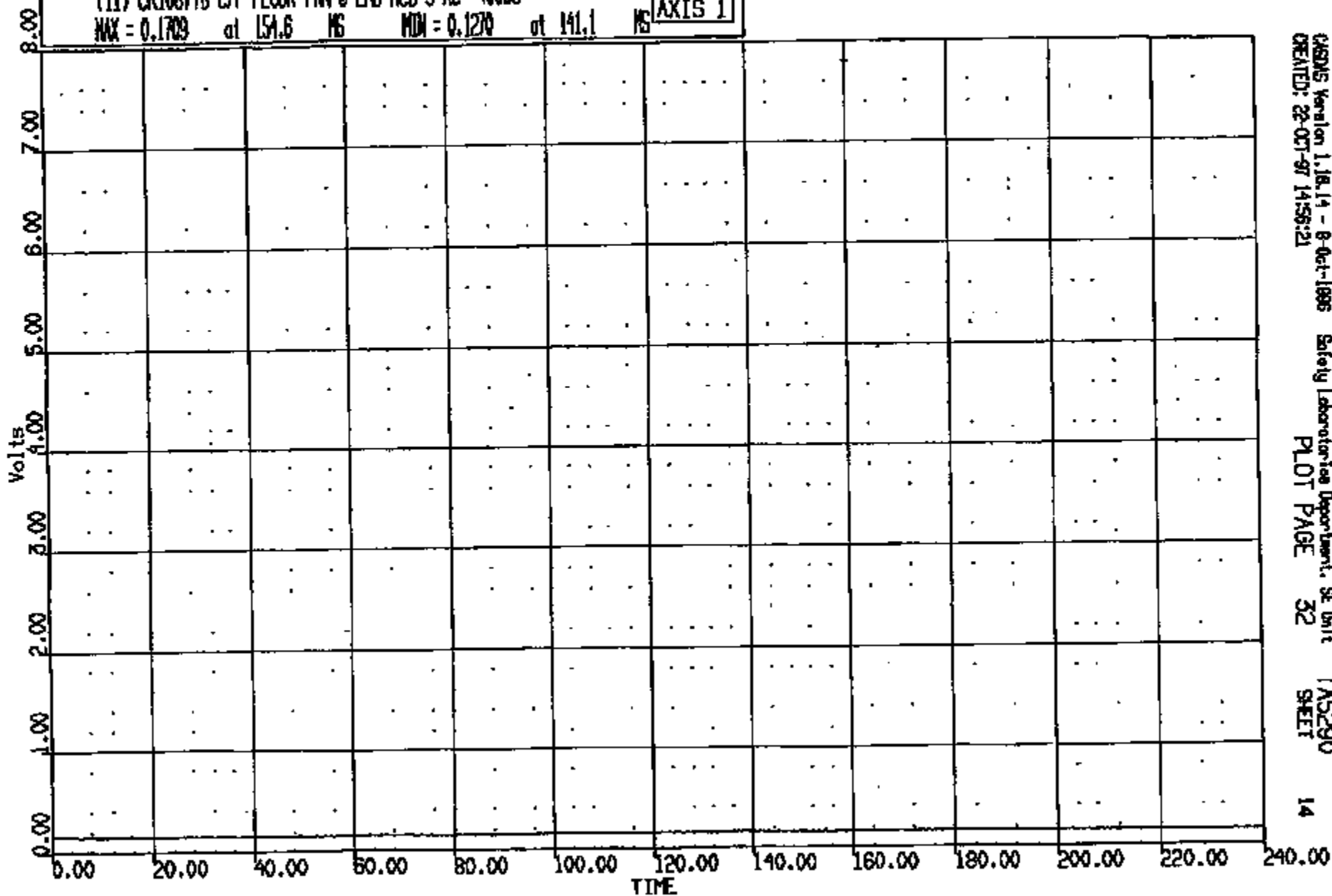
CASUS Version 1.16.14 - 8-001-1088 Safety Laboratories Department, SE Unit TAS290
CREATED: 22-OCT-97 14:58:19 PLOT PAGE 31 SHEET 13

CRTS 0010877

CR R: 10877 TO: TAS290 DATE: 971022 14:21:47
199X DN-101 UNKNOWN

(11) CR10877B C/F FLOOR PAN @ LHD ACD 5 AC 4000C
MAX = 0.1709 at 154.6 MS MIN = 0.1270 at 141.1 MS

AXIS 1



CRS/MS Version 1.18.14 - 8-Oct-1995
CREATED: 22-OCT-97 14:56:21

Safety Laboratories Department, SE Unit
PLOT PAGE 32

TAS290
SHEET


14

CRIS 0010877

CR R: 10877 TO: TAS290 DATE: 971022 14:21:47
199X DN-101 UNKNOWN

(12) CR10077B C/F FLOOR PAN @ LHD ACU 6 AC 4000C
MAX = 0.1758 at 15.76 NS MIN = 0.1357 at 141.1 NS

AXIS 1

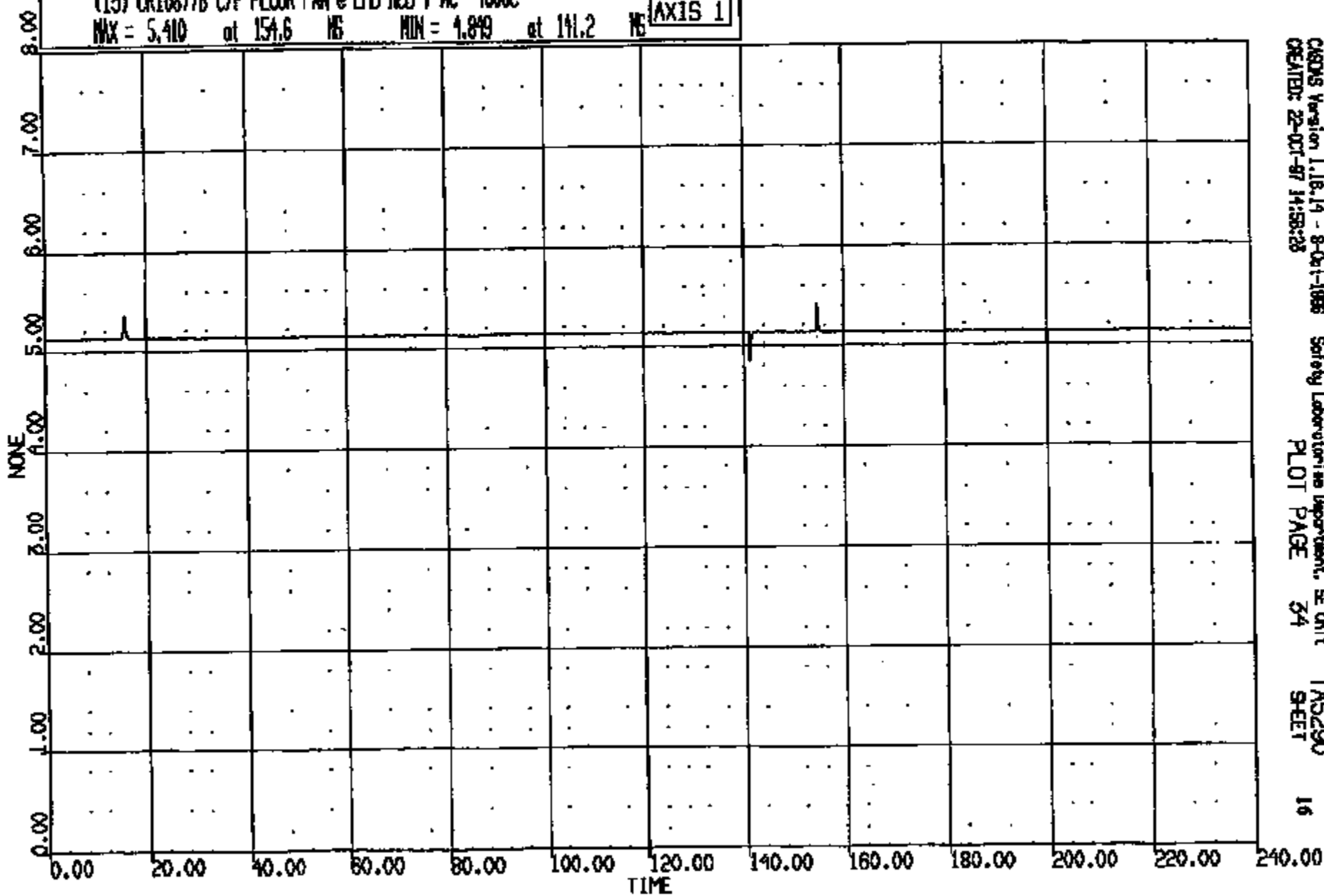


CRSIS Version 1.16.14 - 9-04-1998 Safety Laboratories Department, SE Unit TAS290
CREATED: 22-OCT-97 14:58:22 PLOT PAGE 25 SHEET 15

CRIS 0010877

CR R: 10877 TO: TAS290 DATE: 971022 14:21:47
199X DN-101 UNKNOWN

(13) CR10877B C/F FLOOR PAN @ LHD AC3 7 AC 4000C
MAX = 5.410 at 154.6 MS MIN = 4.849 at 141.2 MS **AXIS 1**

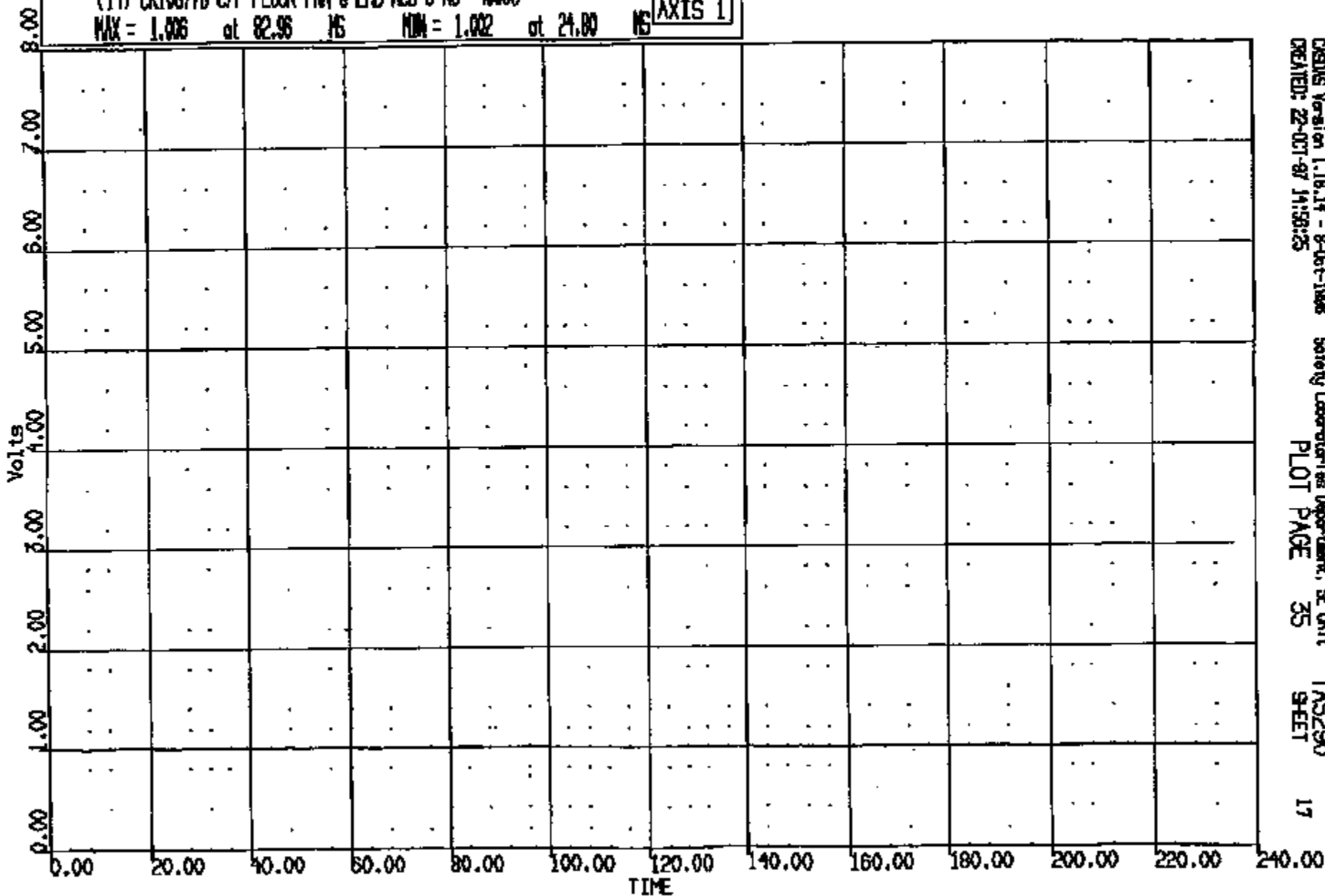


CRS Version 1.16.14 - 8-Oct-1996 Safety Laboratories Department, SE Unit
CREATED: 22-OCT-97 14:58:28 PLOT PAGE 34 SHEET 16

CRIS 0010877

CR R: 10877 TO: TAS290 DATE: 971022 14:21:47
186X DN-101 UNKNOWN

(14) CR10877B C/F FLOOR PAN @ LHD ACU 8 AC 4000C
MAX = 1.006 at 82.95 MS MIN = 1.002 at 24.00 MS **AXIS 1**




CRIS 0010877

CR R: 10877 TO: T45290 DATE: 071022 14:21:47
189X DN-101 UNKNOWN

(16) CR10877B C/F FLOOR PAN @ RHD AC2 AC 4000C
MAX = 0.1807 at 158.3 MS MIN = 0.1416 at 131.8 MS [AVTC 1]

CR R: 10877 TO: T45290 DATE: 071022 14:21:47
189X DN-101 UNKNOWN

(15) CR10877B C/F FLOOR PAN @ RHD AC1 AC 4000C
MAX = 0.1835 at 156.3 MS MIN = 0.1416 at 131.8 MS [AXIS 1]



CRSDS Version 1.16.14 - 8-Oct-1998
CREATED: 22-OCT-97 14:58:28

Safety Laboratories Department, SE Unit
PLOT PAGE 36

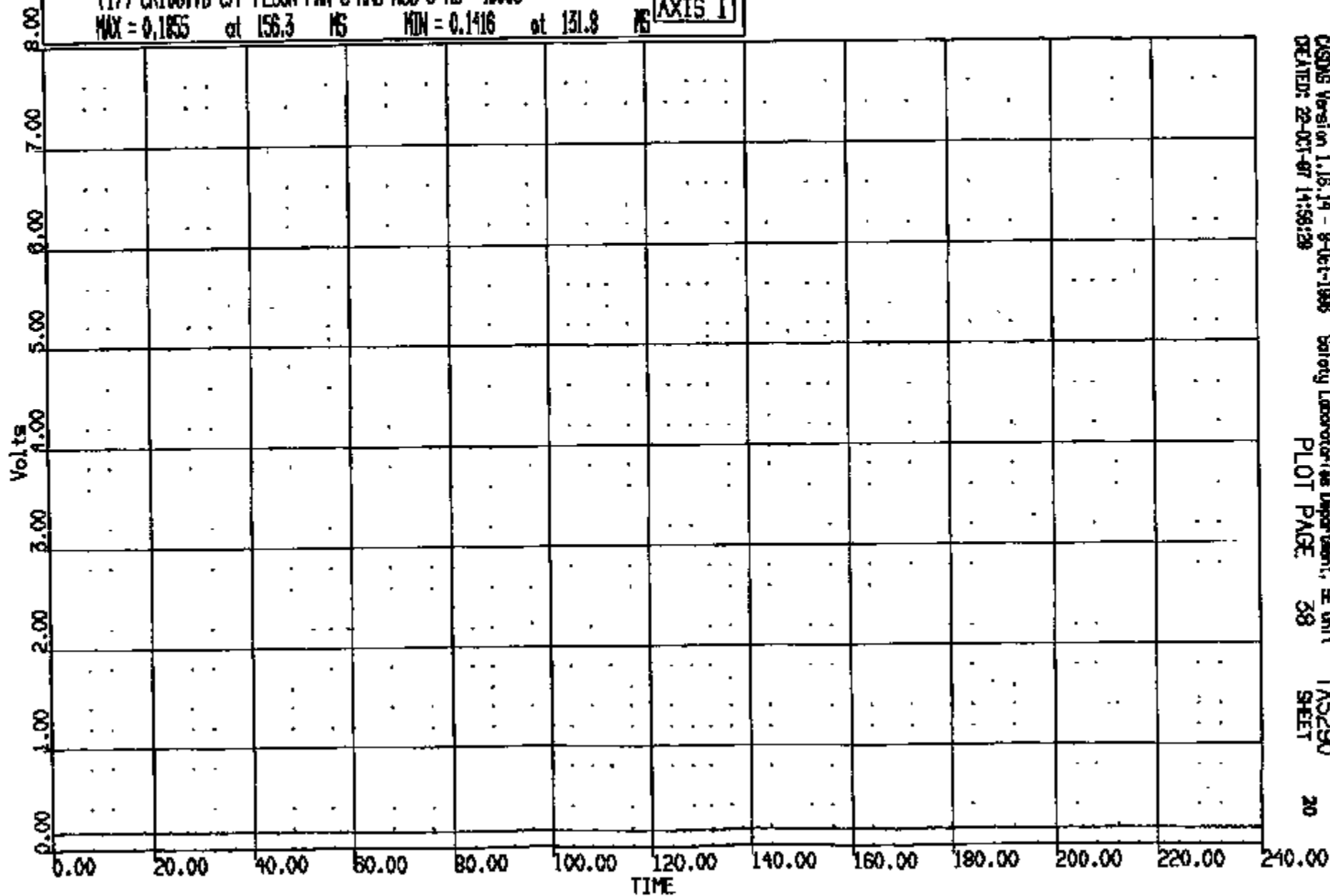
T45290
SHEET

CR R: 10877 TO: TAS290 DATE: 071022 14:21:47
100X DN-101 UNKNOWN

(17) CR10877B C/F FLOOR PAN @ RHD ACD 3 AC 4000C

MAX = 0.1855 at 156.3 MS MIN = 0.1416 at 131.8 MS

AXIS 1



CASMS Version 1.16.14 - 8-Oct-1988
DATE: 22-OCT-87 14:58:28

Safety Laboratories Department, SE Unit
PLOT PAGE 38

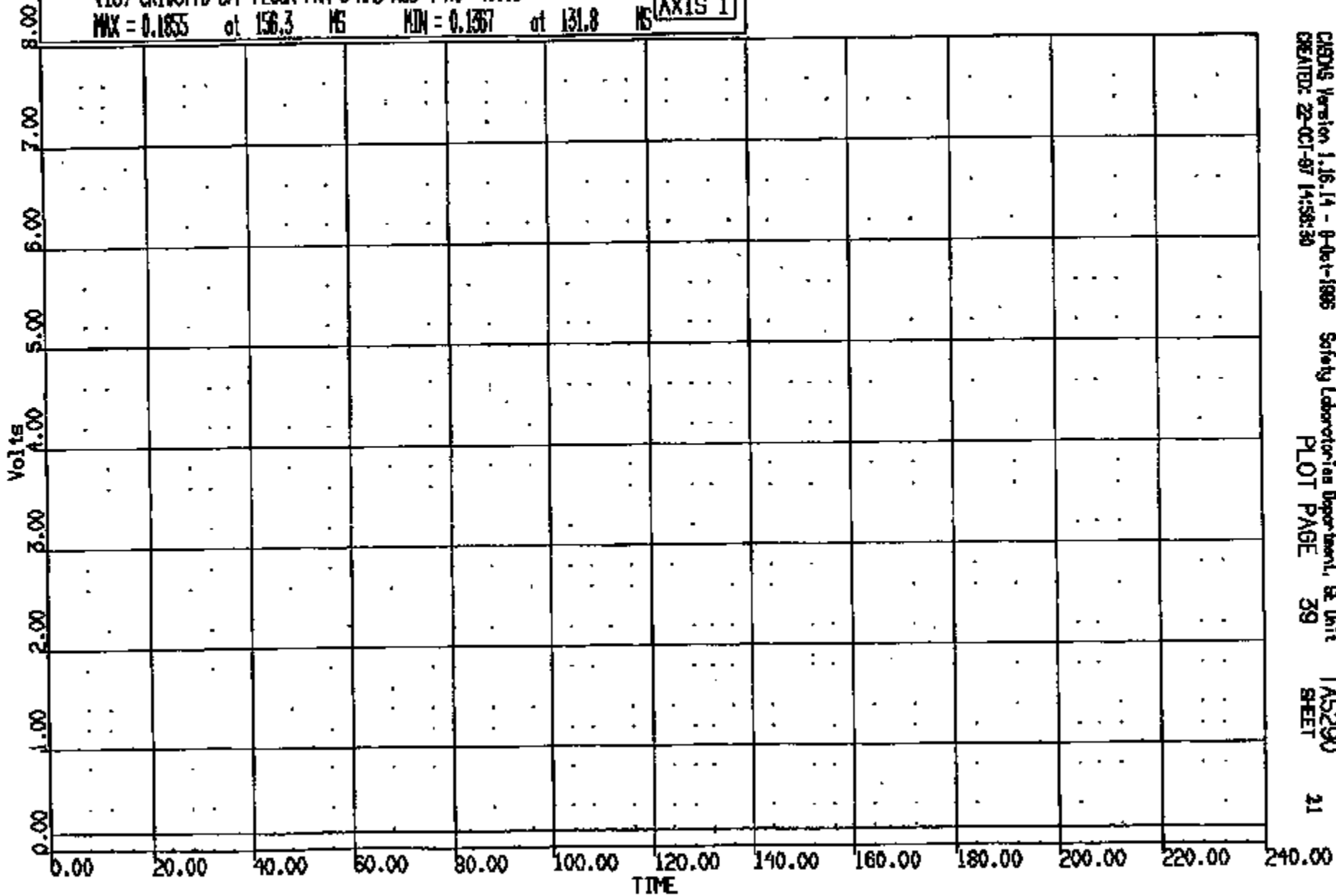
TAS290
SHEET

20

CR10877

OR R: 10877 TO: TA5290 DATE: 971022 14:21:47
100X DN-101 UNKNOWN

(18) CR10877B C/F FLOOR PAN @ 10'D ACD 4 AC 4000C
MAX = 0.1855 at 156.3 MS MIN = 0.1367 at 131.8 MS **AXIS 1**



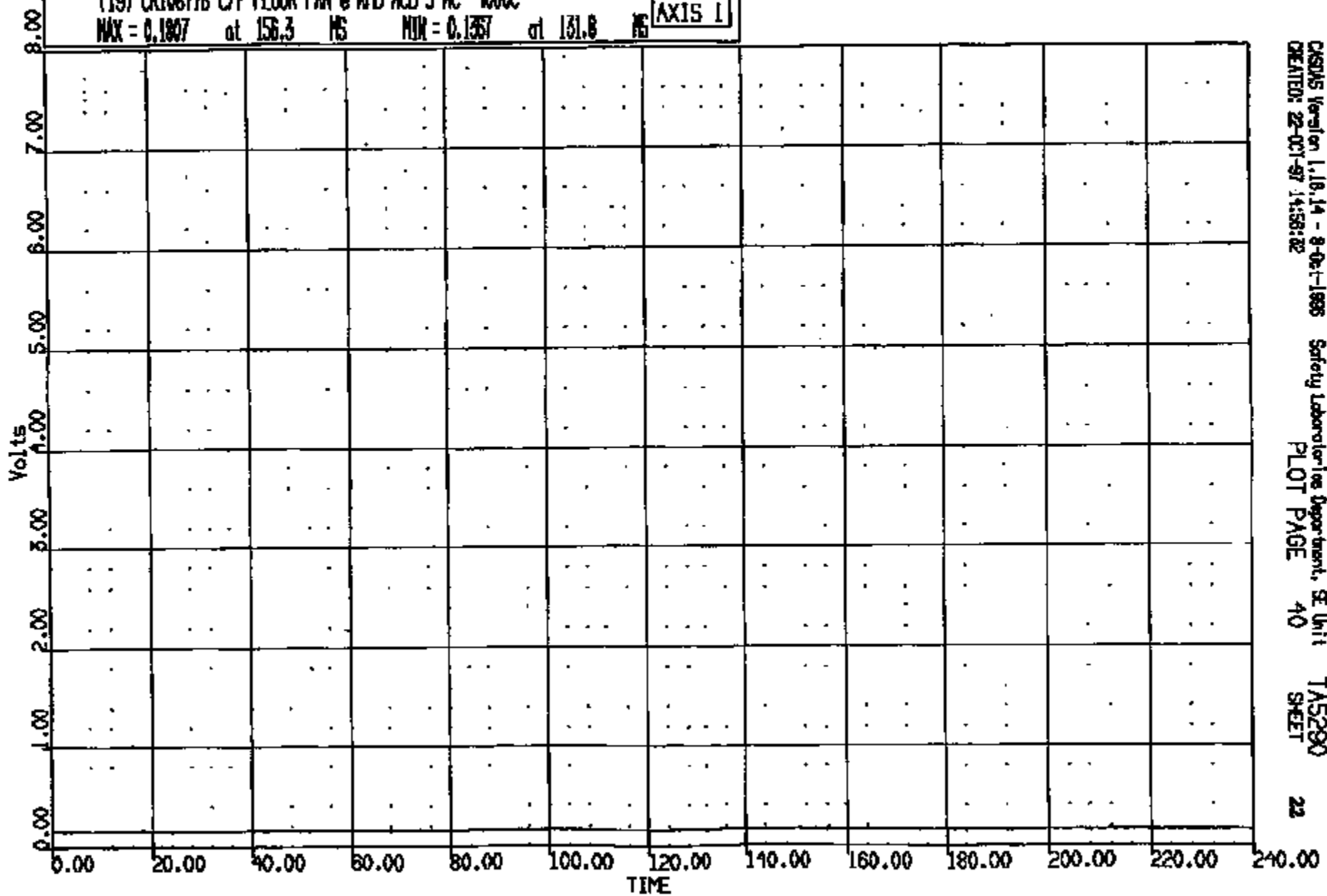
CADMS Version 1.16.14 - 9-Oct-1995 Safety Laboratory Department, SE Unit TA5290
CREATED: 22-OCT-97 14:58:30 PLOT PAGE 39 SHEET 21

CRIS 0010877

CR R: 10877 TO: TAS290 DATE: 971022 14:21:47
199X DN-101 UNKNOWN

(19) CR10877B C/F FLOOR PAN @ PHD ACD 5 AC 4000C
MAX = 0.1807 at 156.3 MS MIN = 0.1357 at 131.8 MS

AXIS 1



CRS/MS Version 1.18.14 - 8-Oct-1995 Safety Laboratory Department, SE Unit TAS290
CREATED: 22-Oct-97 14:58:32 PLOT PAGE 40 SHEET 22

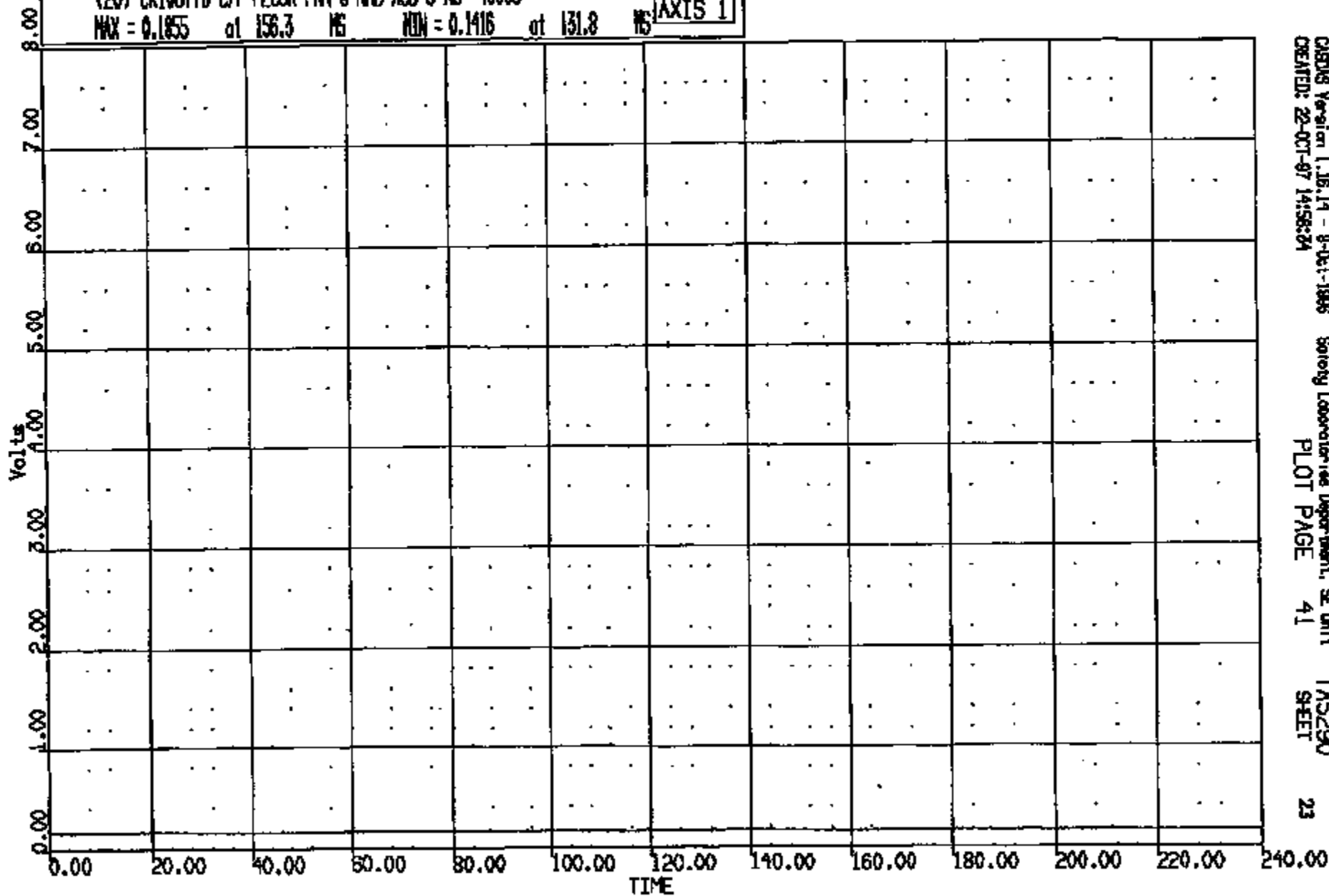
CRTS 0010877

CR #: 10877 TO: TMS290 DATE: 071022 14:21:47
189X DN-101 UNKNOWN

(20) CR10877B C/F FLOOR PAN @ RND ACD 6 AC 4000C

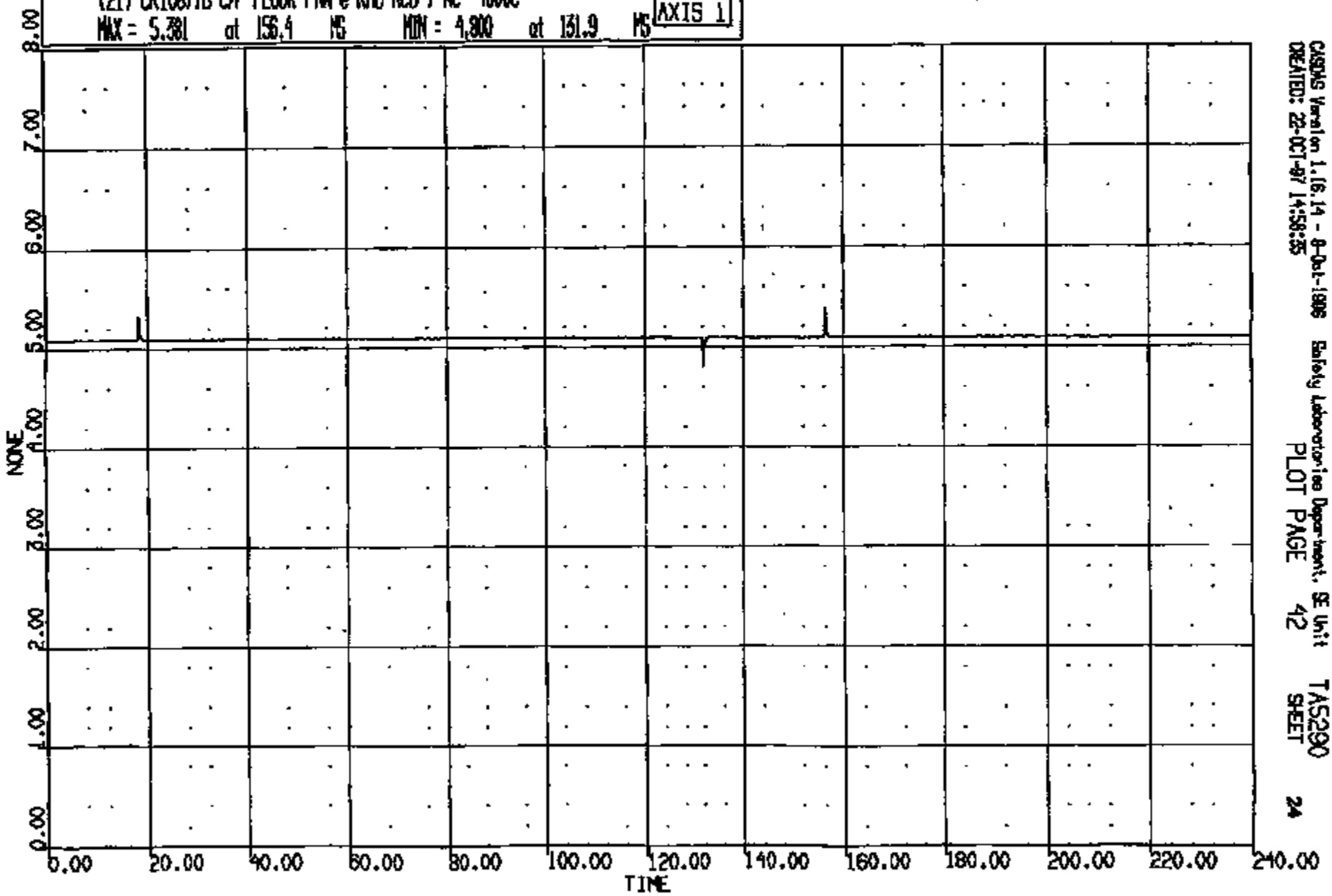
MAX = 0.1855 at 156.3 MS MIN = 0.1416 at 131.8 MS

AXIS 1



CR R: 10877 TO: TAS290 DATE: 971022 14:21:47
189X DN-101 UNKNOWN

(21) CR10877B C/F FLOOR PAN @ RHD ACD 7 AC 4000C
MAX = 5.381 at 156.4 MS MIN = 4.800 at 131.9 MS AXIS 1



CASYS Version 1.16.14 - 9-Oct-1995 Safety Laboratories Department, SE Unit TAS290
CREATED: 22-OCT-97 14:58:35 PLOT PAGE 42 SHEET 24


CR10877

CR R: 10877 TO: TAS290 DATE: 971022 14:21:47
199X DN-101 UNKNOWN

(22) CR10877B C/F FLOOR PAN @ RHD ACD 8 AC 4000C

MAX = 1.008 at 70.40 MS MIN = 1.006 at 0.7998E-01 MS

AXIS 1



CASYS Version 1.16.14 - 8-Oct-1998
CREATED: 22-OCT-97 14:55:36

Safety Laboratories Department, SE Unit
PLOT PAGE 43

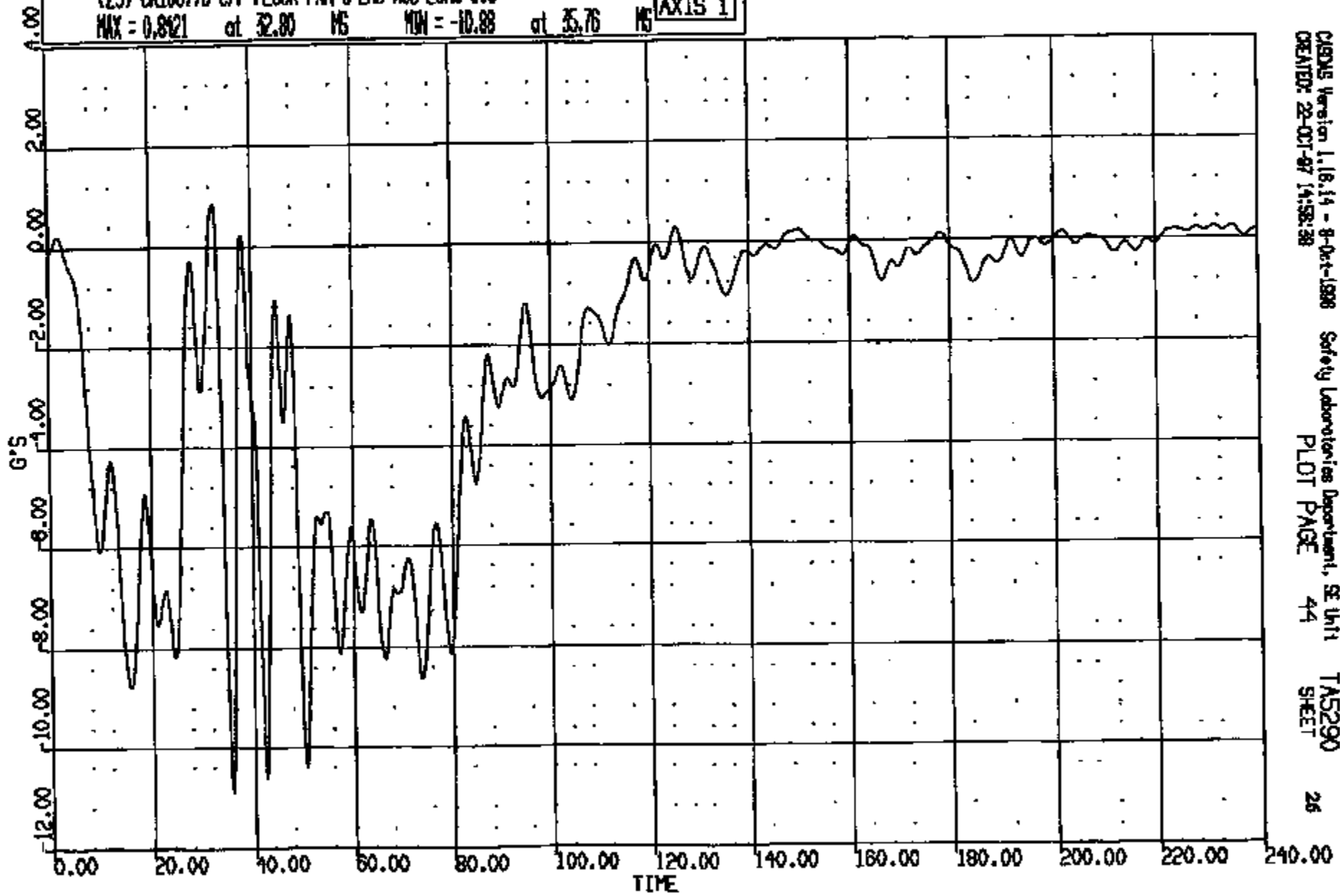
TAS290
SHEET

25

CRTS 0010877

CR R: 10877 TO: TAS290 DATE: 971022 14:21:47
188X DN-101 UNKNOWN

(23) CR10877B C/F FLOOR PAN @ LHD ACD LONG 60C
MAX = 0.821 at 32.00 MS MIN = -10.88 at 35.76 MS **AXIS 1**

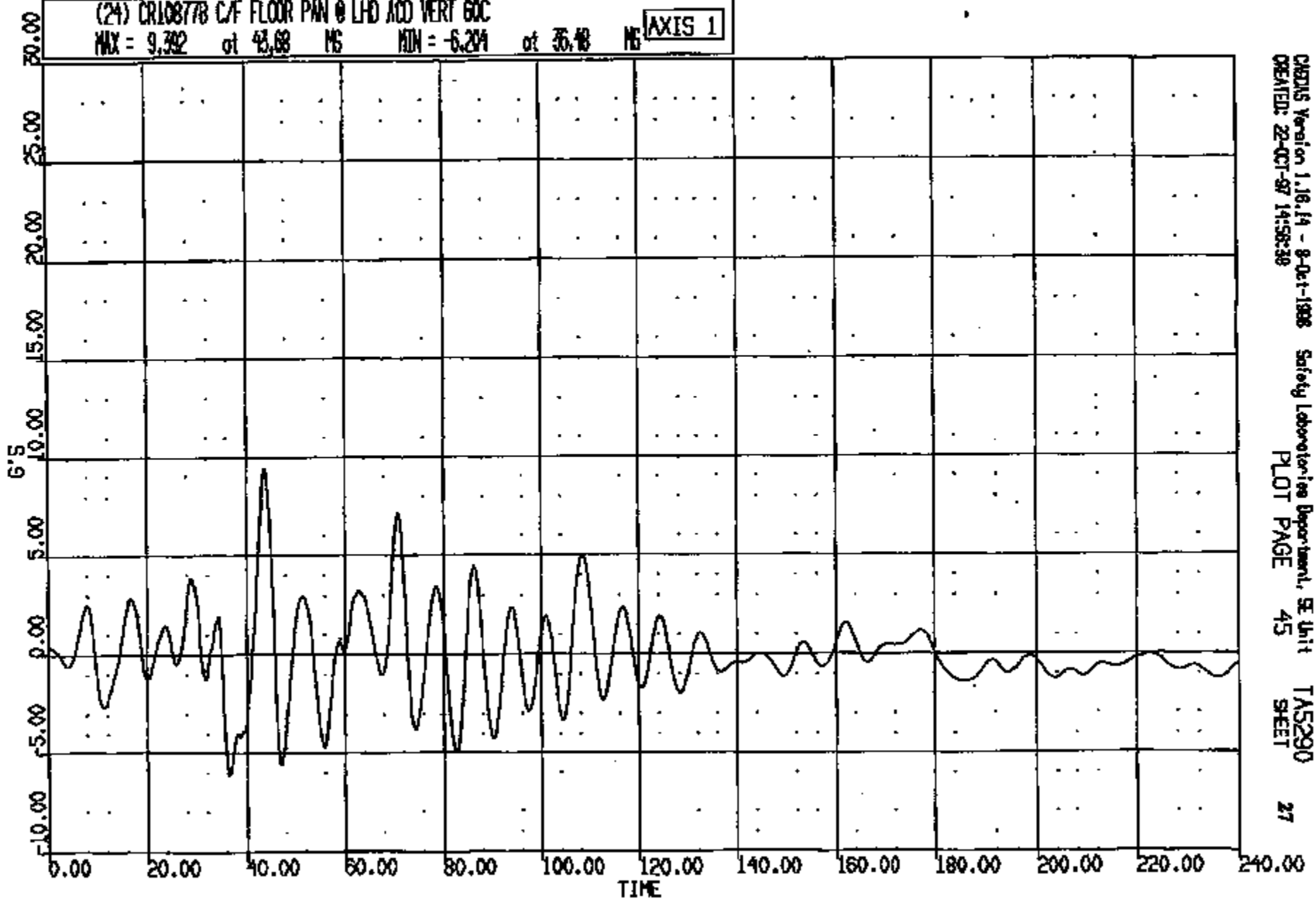


CRSIS Version 1.18.14 - 9-04-1998 Safety Laboratories Department, SE Unit 1
CREATED: 22-OCT-97 14:58:38 PLOT PAGE 44 SHEET 26
TAS290

CR10877

CR R: 10877 TO: TA5290 DATE: 971022 14:21:47
100X DN-101 UNKNOWN

(24) CR108778 C/F FLOOR PAN @ LHD ACC VERT GDC
MAX = 9.392 at 43.68 MS MIN = -6.204 at 35.48 MS **AXIS 1**

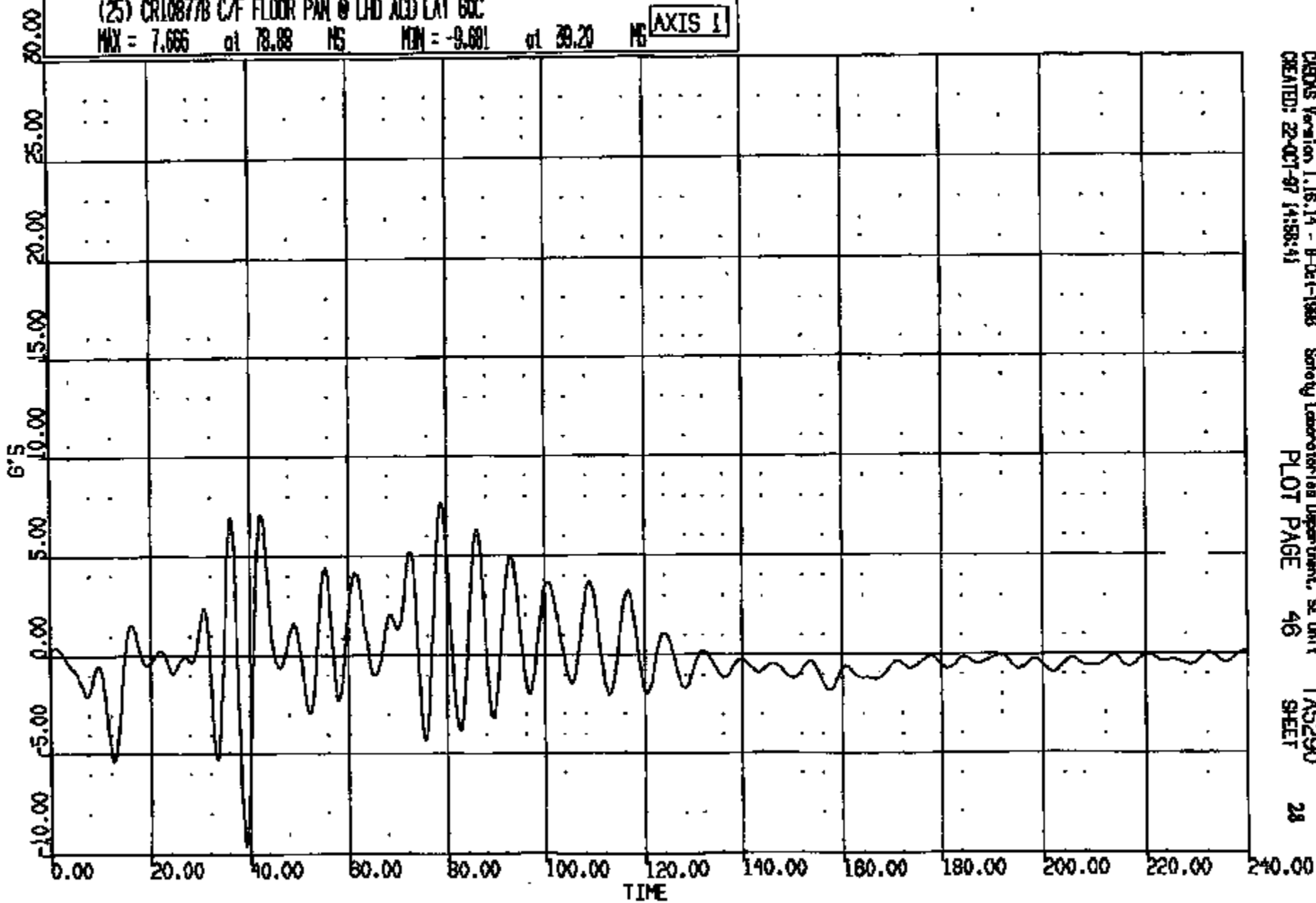


CRIS 0010877

CHDIS Version 1.16.14 - 9-Oct-1998 Safety Laboratories Department, SE Unit TA5290
CREATED: 22-OCT-97 14:58:38 PLOT PAGE 45 SHEET 27

CR 2: 10877 TO: TA5290 DATE: 971022 14:21:47
100X DN-101 UNKNOWN

(25) CR10877B C/F FLOOR PAN @ LHD ACD LAT 60C
MAX = 7.666 at 78.88 MS MIN = -9.681 at 39.20 MS **AXIS 1**

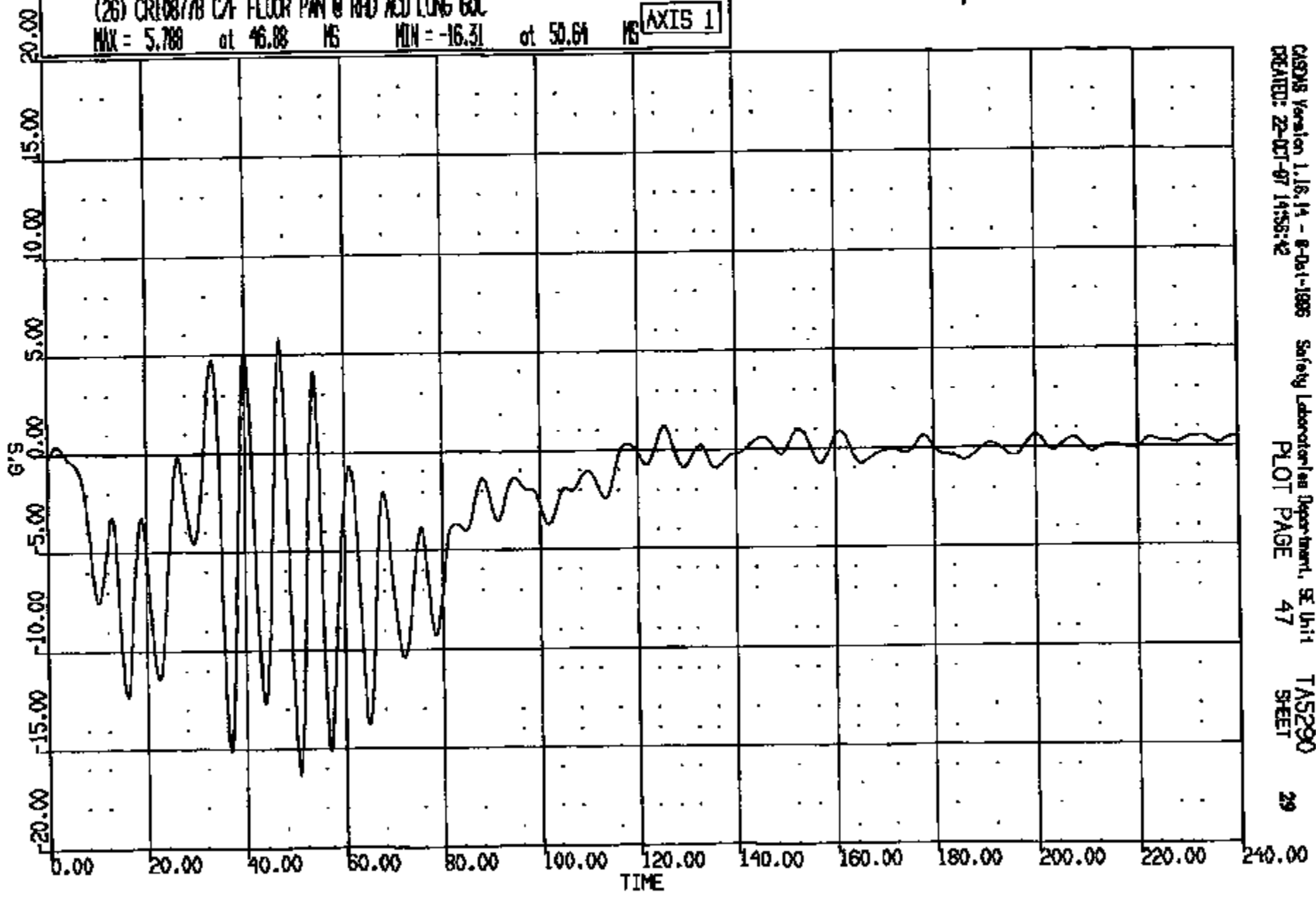


CRS Version 1.16.14 - 9-Oct-1988 Safety Laboratories Department, SE Unit TA5290
CREATED: 22-OCT-97 14:58:41 PLOT PAGE 46 SHEET 28

CRIS 0010877

CR R: 10877 TO: TASE290 DATE: 971022 14:21:47
199X DN-101 UNKNOWN

(26) CR10877B C/F FLOOR PAN @ RHD ACD LONG BOC
MAX = 5.788 at 46.88 MS MIN = -16.31 at 50.64 MS **AXIS 1**



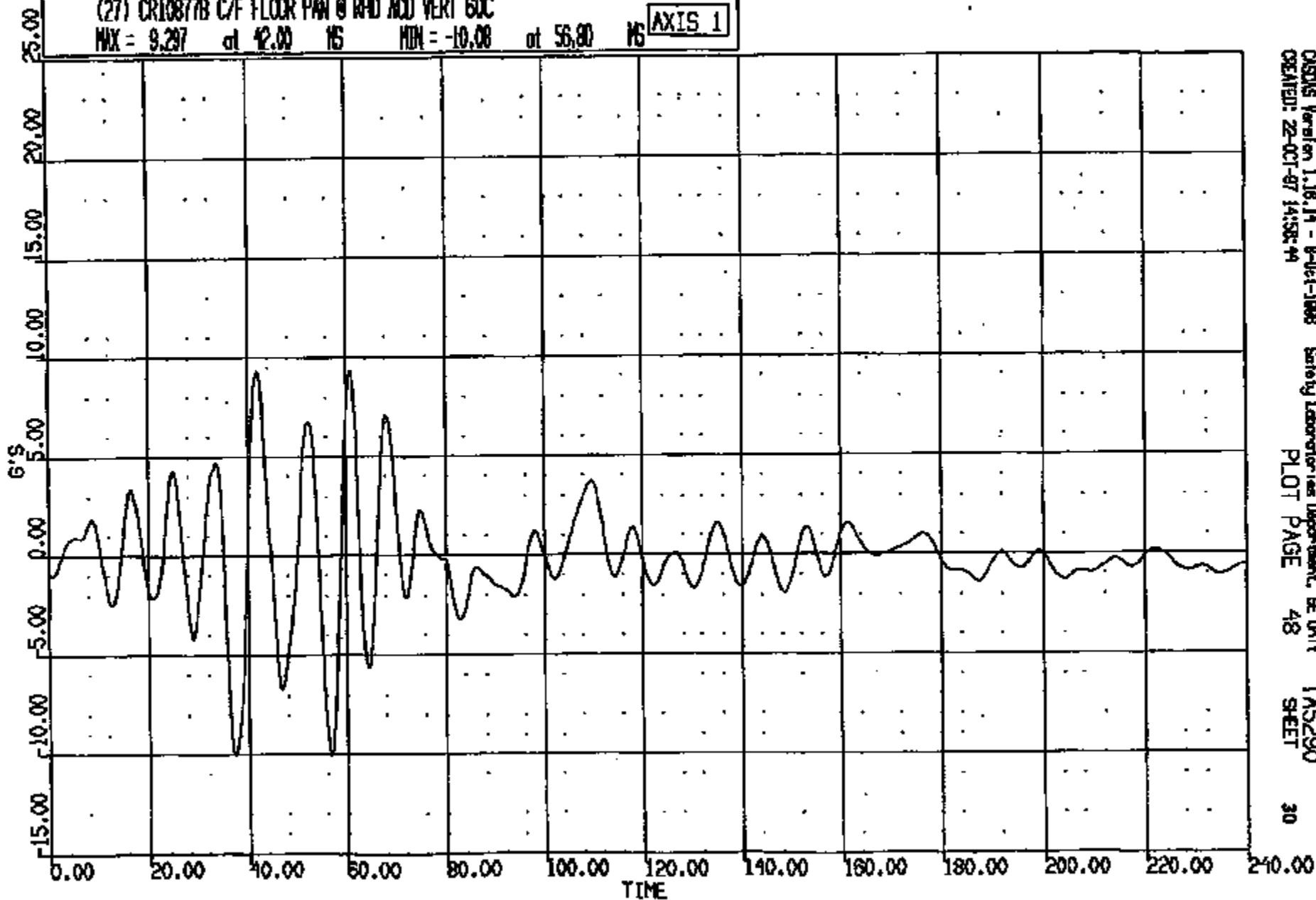
CR10877

CR R: 10877 TO: TMS290 DATE: 971022 14:21:47
188X DN-101 UNKNOWN

(27) CR10877B C/F FLOOR PAN @ RHD ACD VERT 60C

MAX = 9.297 at 42.00 MS MIN = -10.08 at 56.00 MS

AXIS 1



CASINS Version 1.18.14 - 8-04-1988
CREATED: 22-OCT-97 14:58:49

Safety Laboratories Department, BE Unit
PLOT PAGE 48

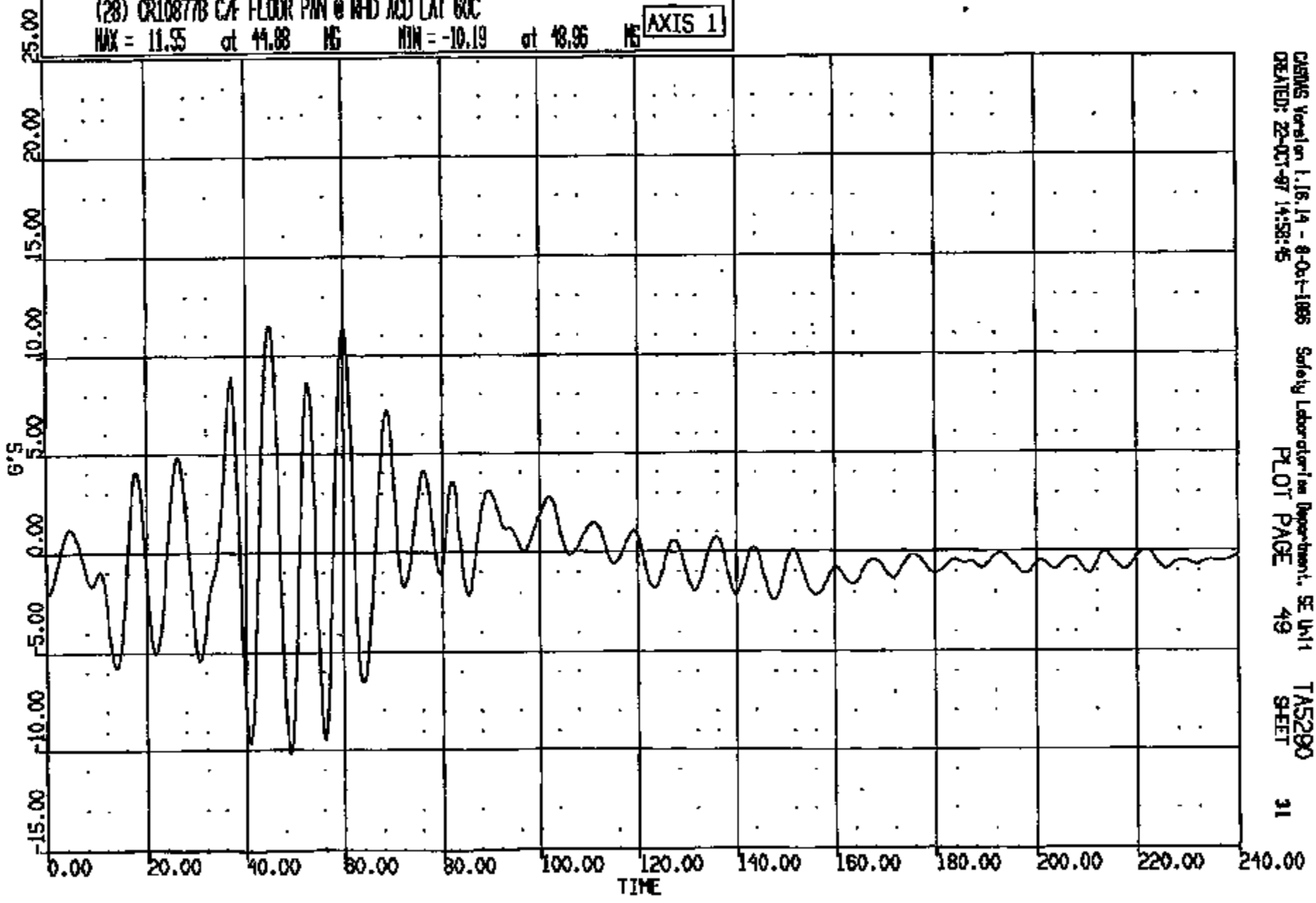
TMS290
SHEET

30

CRIS 0010877

CR R: 10877 TO: TMS290 DATE: 871022 14:21:47
189X DN-101 UNKNOWN

(28) CR10877B C/F FLOOR PIN @ NHD JCD LAT 60C
MAX = 11.35 at 44.88 MS MIN = -10.19 at 48.95 MS **AXIS 1**

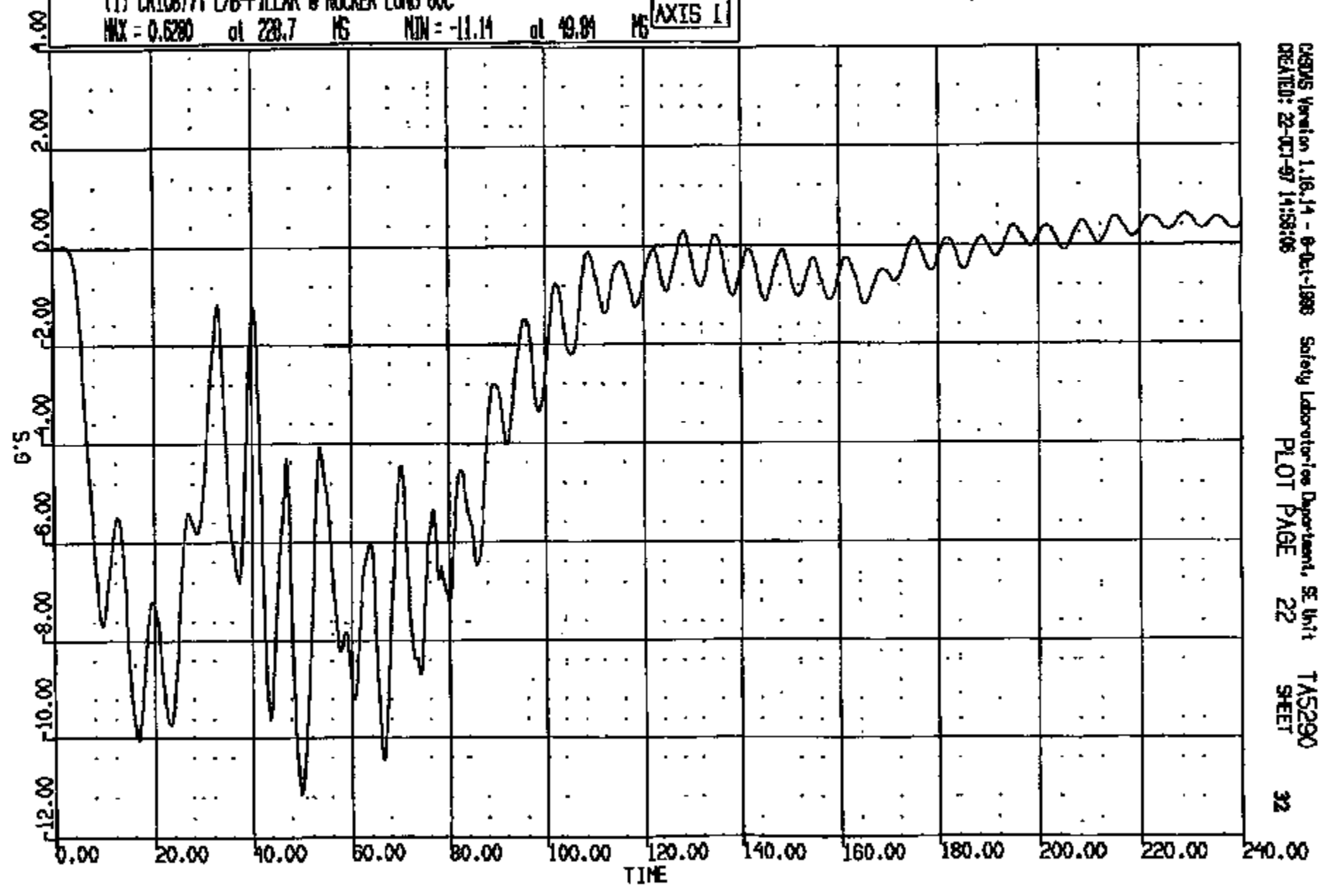


CRMS Version 1.16.14 - 8-Oct-1986 Safety Laboratory Department, SE Unit TMS290
CREATED: 22-OCT-87 14:53:45 PLOT PAGE 49 SHEET 31

CRIS 0010877

CR R: 10877 TO: TAS290 DATE: 971022 14:21:47
189X DN-101 UNKNOWN

(1) CR10877T L/B-PILLAR @ ROCKER LONG 60C
MAX = 0.6280 at 28.7 MS MIN = -11.14 at 49.91 MS **AXIS 1**



CRSIS Version 1.16.14 - 6-Oct-1998 Safety Laboratories Department, SE Unit TAS290
CREATED: 22-OCT-97 14:58:06 PLOT PAGE 22 SHEET 32

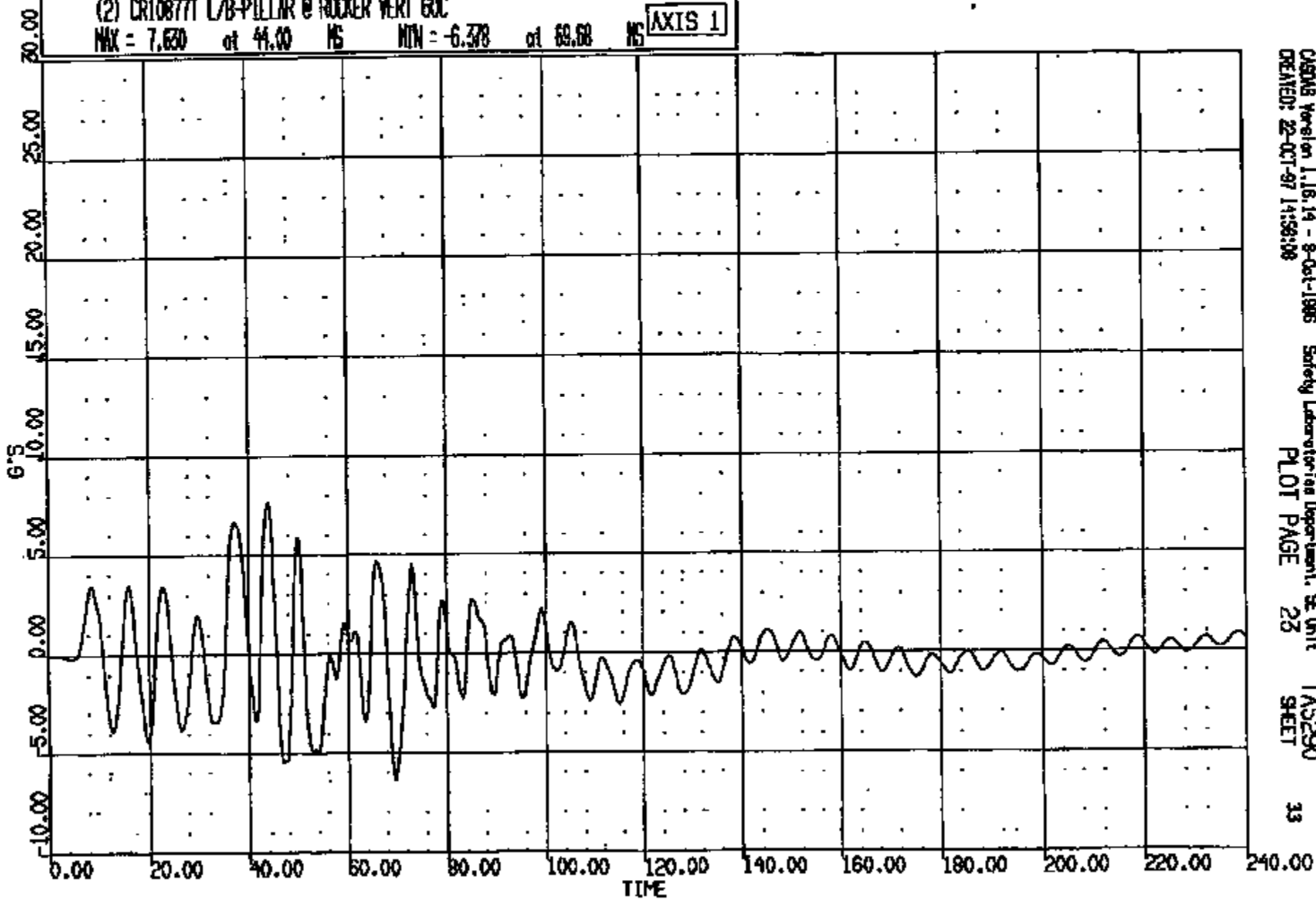
CR10877

CR R: 10877 TO: TAS290 DATE: 971022 14:21:47
189X DN-101 UNKNOWN

(2) CR108771 L/B-PILLAR @ ROCKER VERT 60C

MAX = 7.630 at 44.00 MS MIN = -6.378 at 69.68 MS

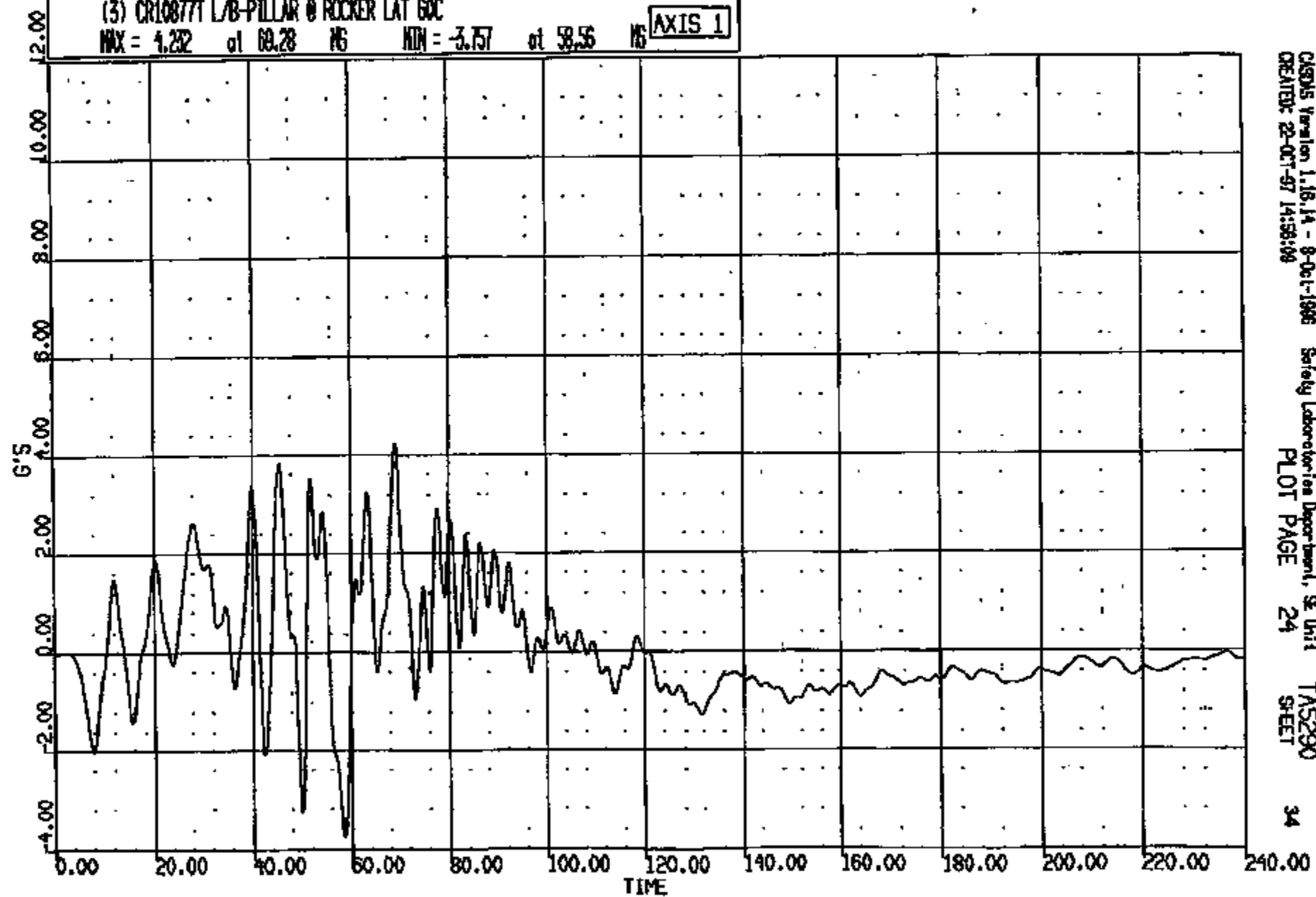
AXIS 1



CR10877

CR R: 10877 TO: TAS290 DATE: 871022 14:21:47
189X DN-101 UNKNOWN

(3) CR10877 L/B-PILLAR @ ROCKER LAT 60C
MAX = 4.232 at 69.28 MS MIN = -3.757 at 58.56 MS **AXIS 1**

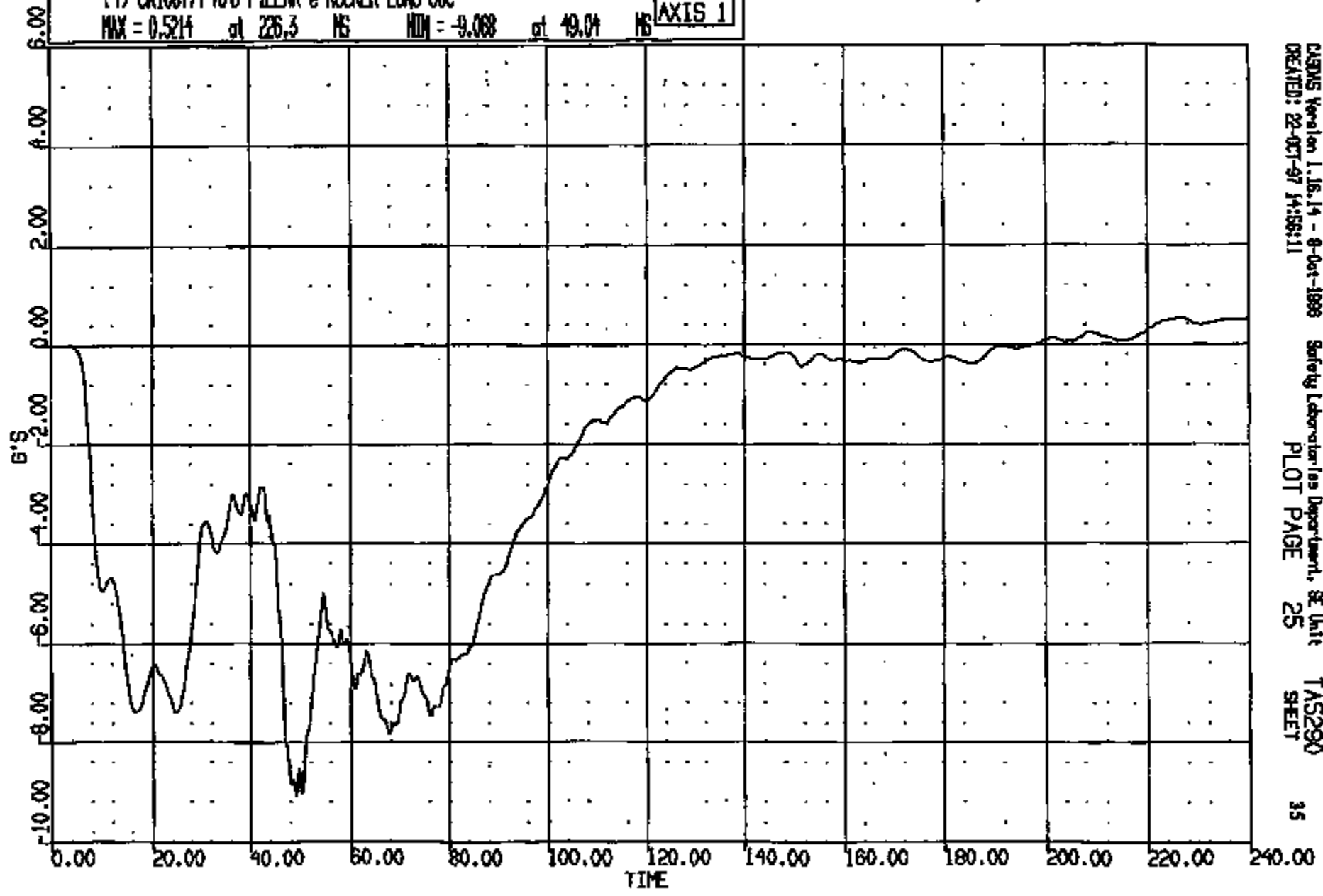


CRS05 Version 1.16.14 - 8-Oct-1986 Safety Laboratories Department, SE Unit TAS290
CREATED: 22-OCT-87 14:58:08 PLOT PAGE 24 SHEET 34

CRIS 0010877

CR: 10877 TO: TA5290 DATE: 971022 14:21:47
100X DN-101 UNKNOWN

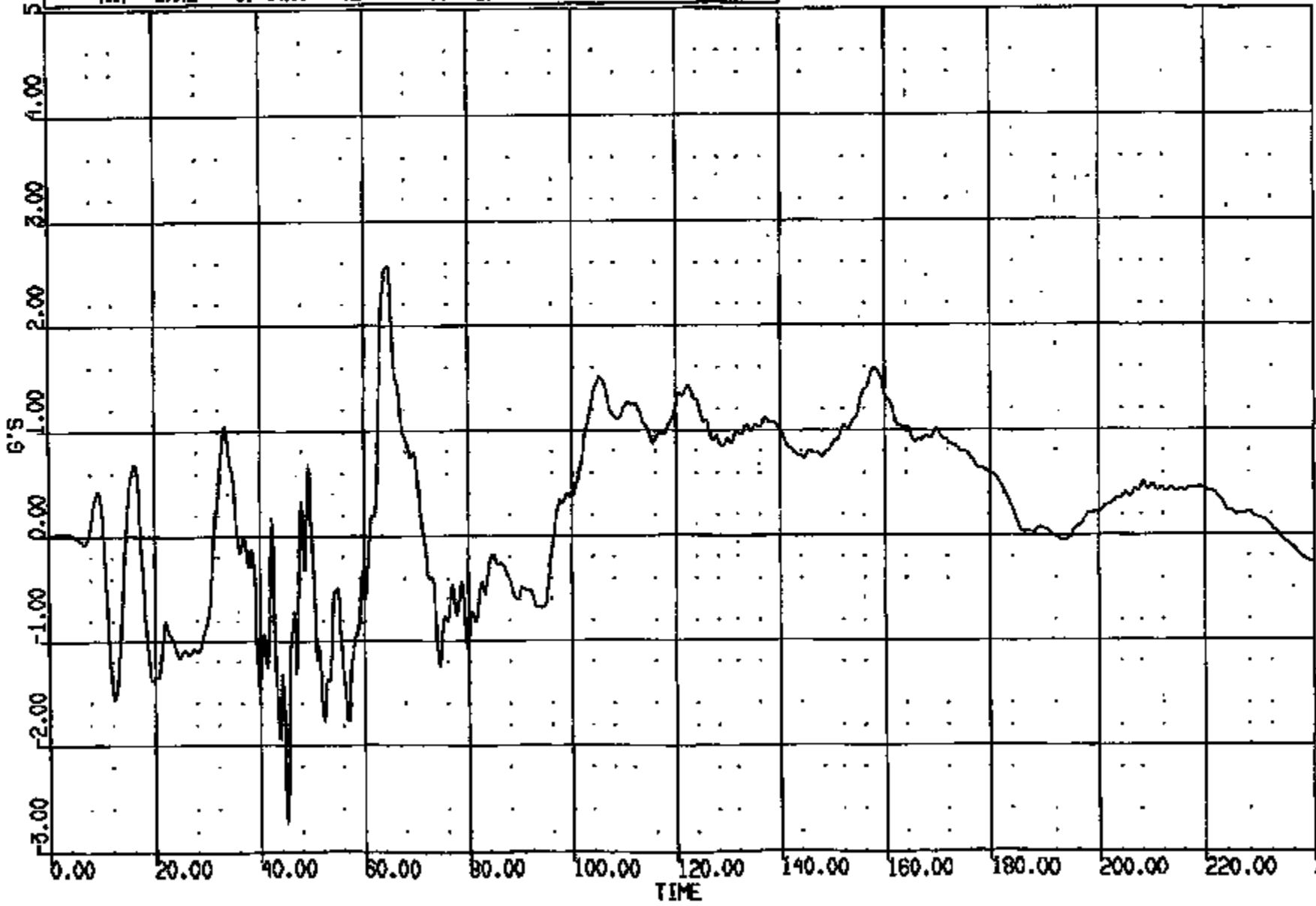
(4) CR10877T R/B-PILLAR @ ROCKER LONG 60C
MAX = 0.5214 at 226.3 MS MIN = -9.068 at 49.04 MS **AXIS 1**



CRIS 0010877

CR R: 10877 TO: TA5290 DATE: 971022 14:21:47
199X DN-101 UNKNOWN

(5) CR10877T R/B-PILLAR @ ROCKER VERT 60C
MAX = 2.572 at 69.80 MS MIN = -2.736 at 45.12 MS **AXIS 1**



CRTS 0010877

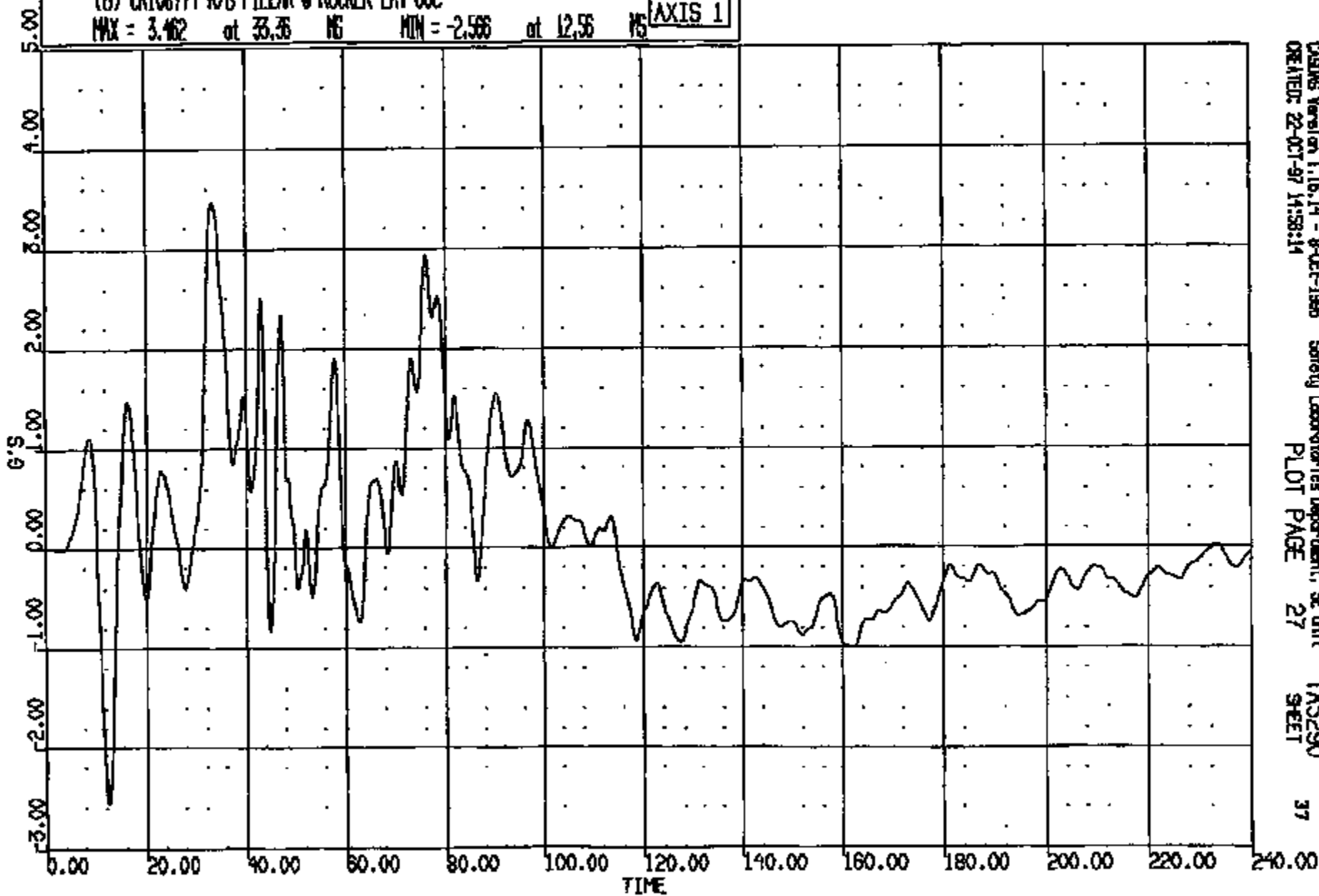
CASMS Version 1.16.14 - 8-Oct-1998 Safety Laboratories Department, BE Unit
CREATED: 22-OCT-97 14:56:12 PLOT PAGE 26 TA5290
SHEET 36

CR R: 10877 TO: TAS290 DATE: 871022 14:21:47
198X DN-101 UNKNOWN

(6) CR10877T R/B-PILLAR @ ROCKER LAT 60C

MAX = 3.462 at 33.35 MS MIN = -2.586 at 12.56 MS

AXIS 1



CRSING Version 1.16.14 - 8-Oct-1988
CREATED: 22-OCT-87 14:58:14

Safety Laboratories Department, SE Unit
PLOT PAGE 27

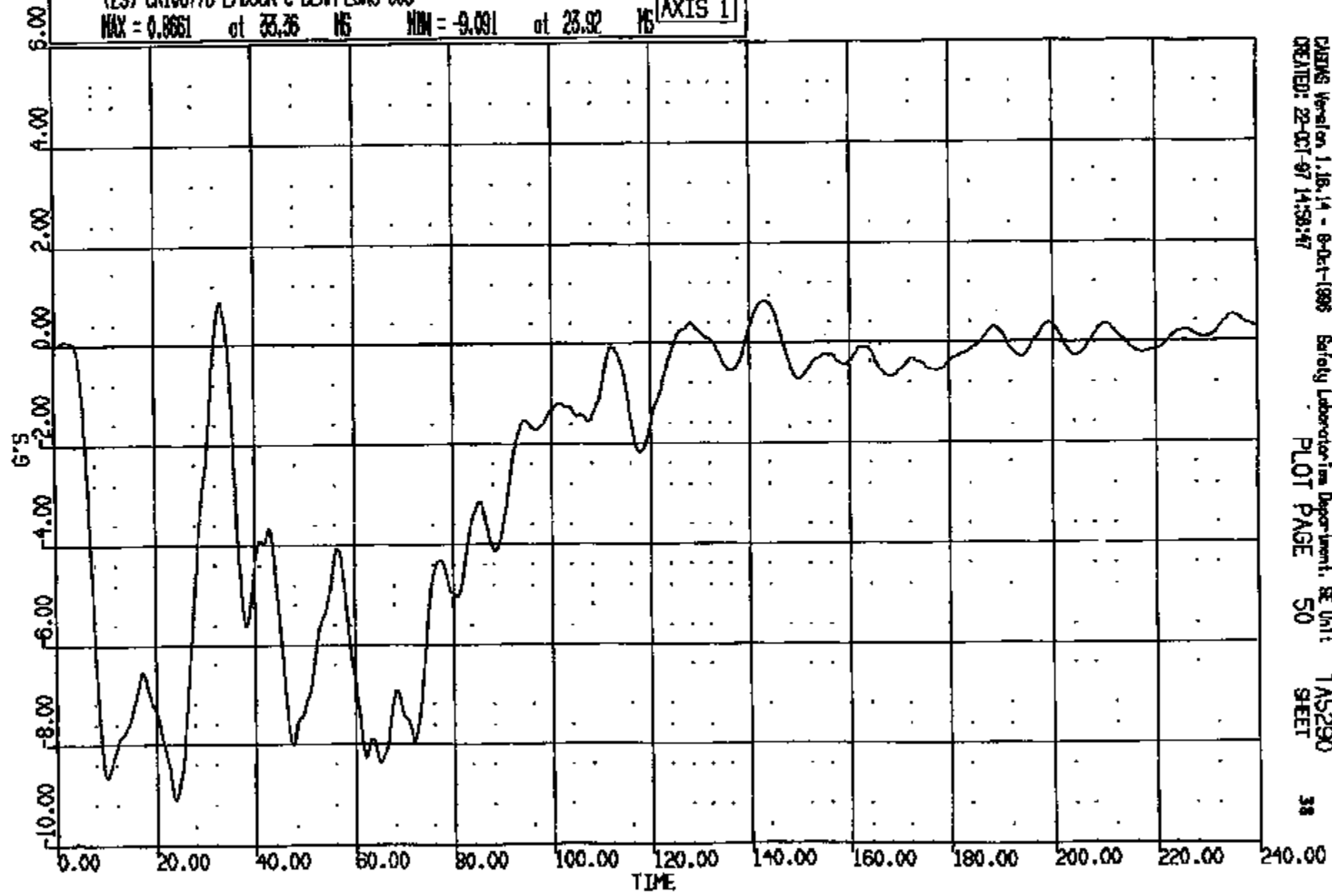
TAS290
SHEET

37

CRTS 0010877

CR R: 10877 TO: TAS290 DATE: 971022 14:21:47
199X DN-101 UNKNOWN

(29) CR10877B L/DOOR @ BEAM LONG 60C
MAX = 0.8651 at 33.35 MS MIN = -9.091 at 23.92 MS **AXIS 1**



CRTS 0010877

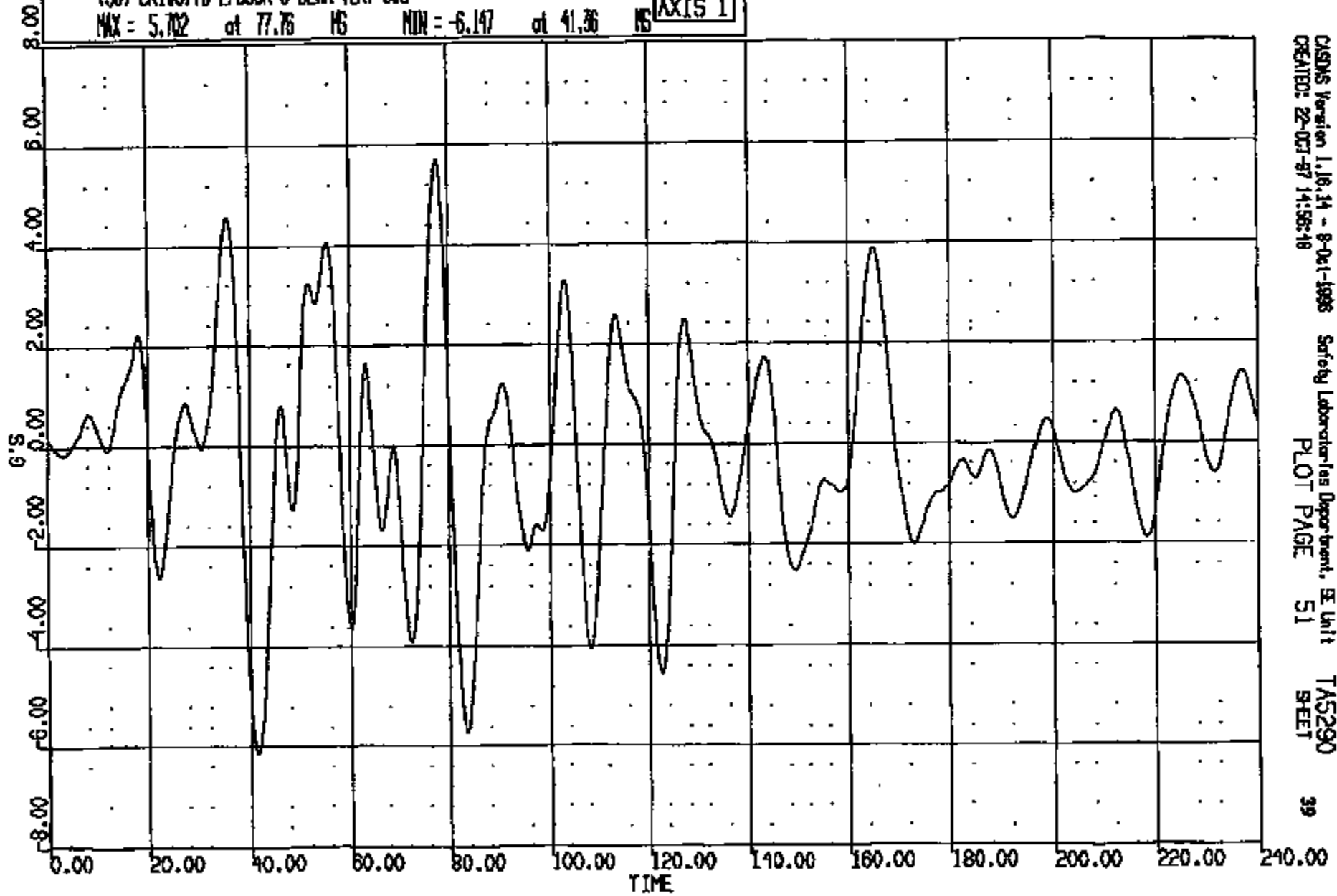
CRAMS Version 1.16.14 - 8-Oct-1998 Safety Laboratories Department, SE Unit
CREATED: 22-OCT-97 14:58:47
PLOT PAGE 50
TAS290
SHEET 38

CR R: 10877 TO: TAB290 DATE: 071022 14:21:47
100X DN-101 UNKNOWN

(30) CR10877B L/DOOR @ BEAM VERT 60C

MAX = 5.702 at 77.75 MS MIN = -6.147 at 41.36 MS

AXIS 1



CASINS Version 1.10.14 - 9-Oct-1998
CREATED: 22-Oct-97 14:58:48

Safety Laboratories Department, SE Unit
PLOT PAGE 51

TAS290
SHEET

39

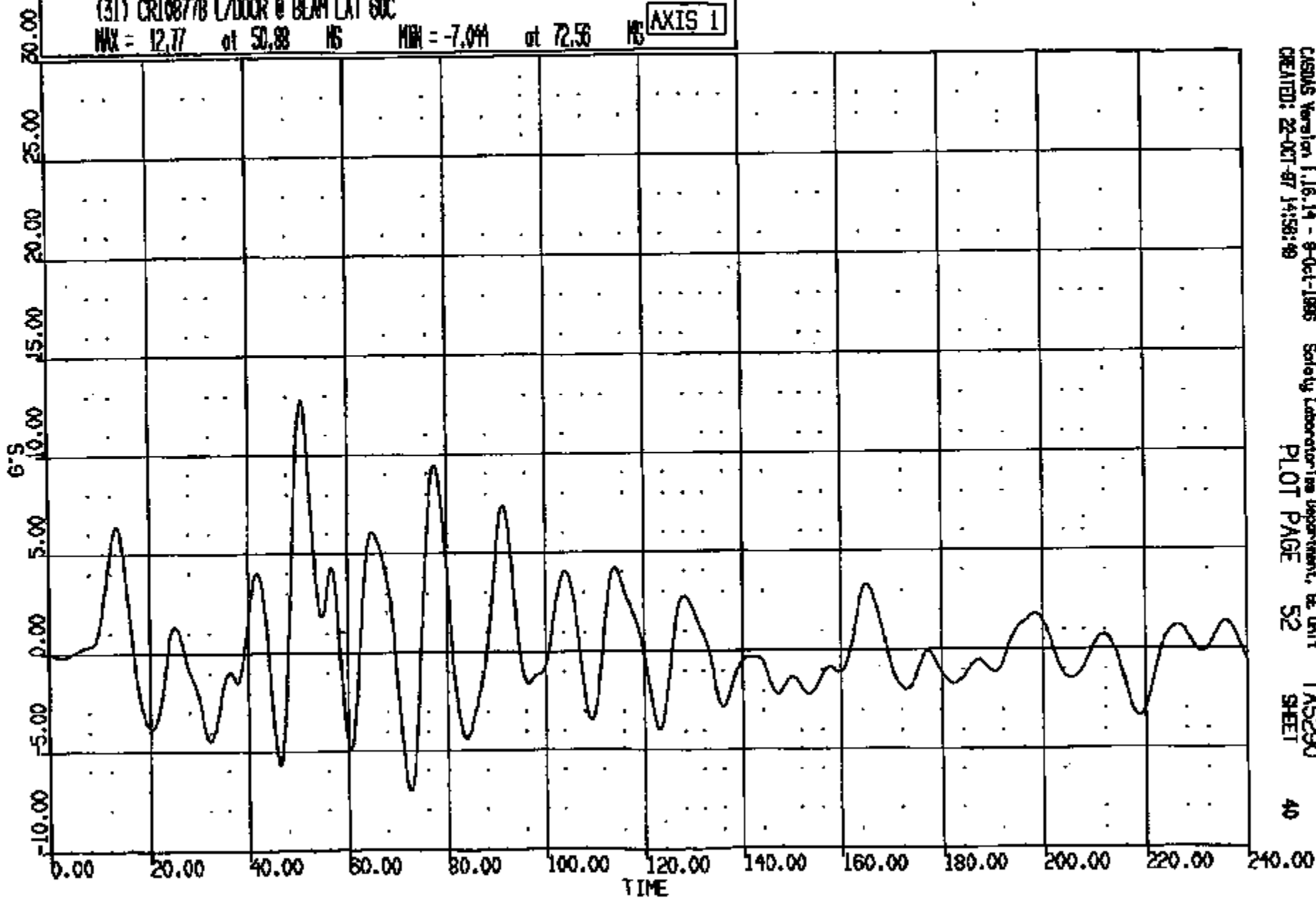
CRTS 0010877

CR R: 10977 TO: TAS290 DATE: 071022 14:21:47
189X DN-101 UNKNOWN

(31) CR10877B L/DOOR @ BEAM LAT SOC

MAX = 12.77 at 50.88 NS MIN = -7.044 at 72.56 NS

AXIS 1

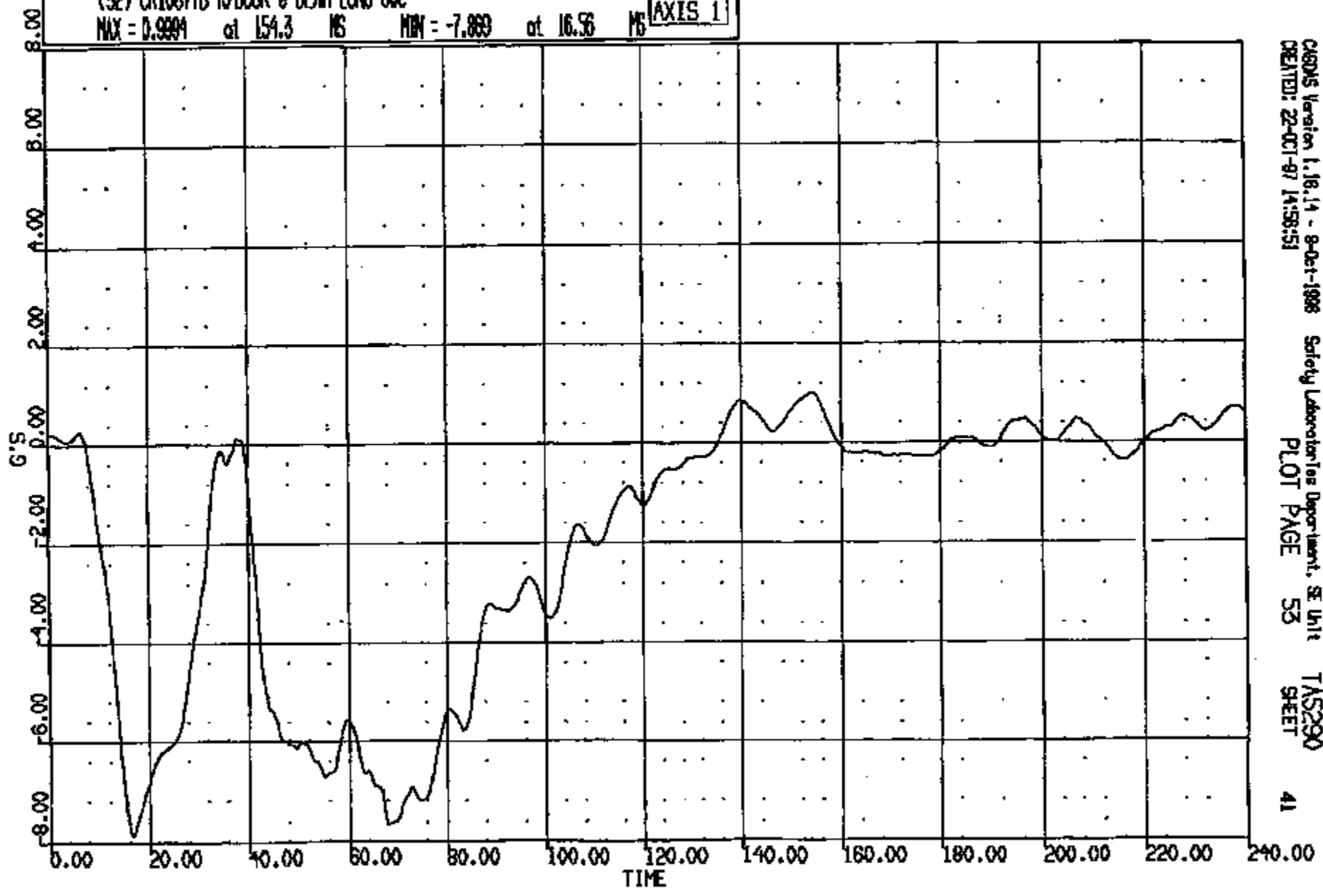


CRS005 Version 1.16.14 - 9-Oct-1986 Safety Laboratories Department, BE Unit TAS290
CREATED: 22-OCT-97 14:58:49 PLOT PAGE 52 SHEET 40

CR10877

CR R: 10877 TO: TAS290 DATE: 071022 14:21:47
189X DN-101 UNKNOWN

(32) CR10877B R/DOOR @ BEAM LONG 60C
MAX = 0.9994 at 154.3 MS MIN = -7.869 at 16.56 MS **AXIS 1**

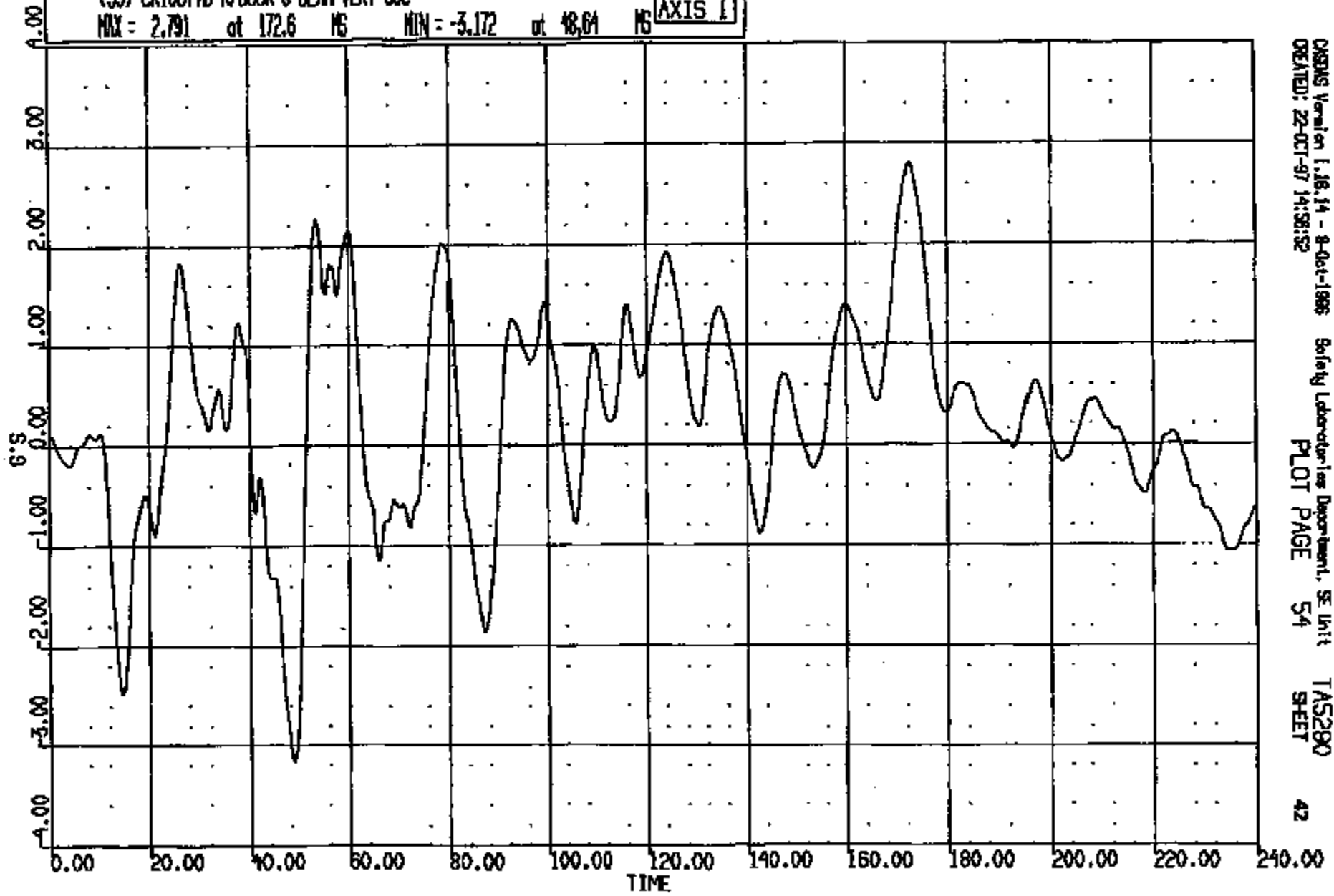


CRS Version 1.18.14 - 8-Oct-1998 Safety Laboratories Department, SE Unit TAS290
CREATED: 22-Oct-97 14:58:51 PLOT PAGE 53 SHEET 41

CRIS 0010877

CR R: 10877 TO: TAS290 DATE: 971022 14:21:47
199X DN-101 UNKNOWN

(33) CR10877B R/DOOR @ BEAM VERT 60C
MAX = 2.791 at 172.6 MS MIN = -3.172 at 48.64 MS **AXIS 1**

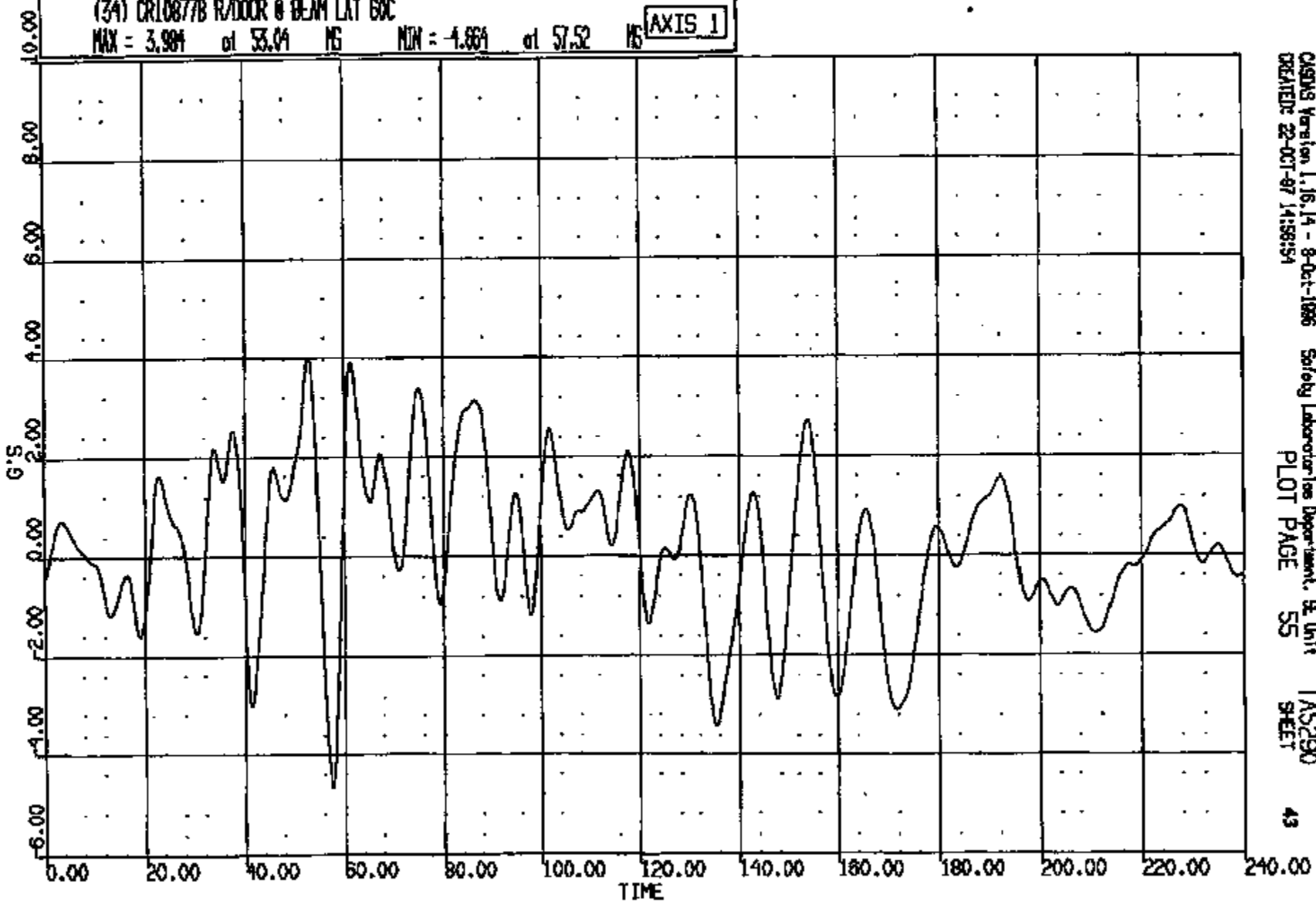


CRSAS Version 1.16.14 - 9-Oct-1996 Safety Laboratories Department, SE Unit TAS290
CREATED: 22-OCT-97 14:58:52 PLOT PAGE 54 SHEET 42

CRIS 0010877

CR 2: 10877 TO: TA5290 DATE: 971022 14:21:47
199X DN-101 UNKNOWN

(34) CR10877B R/DOOR @ BEAM LAT 60C
MAX = 3.984 at 53.04 MS MIN = -4.664 at 57.52 MS **AXIS 1**

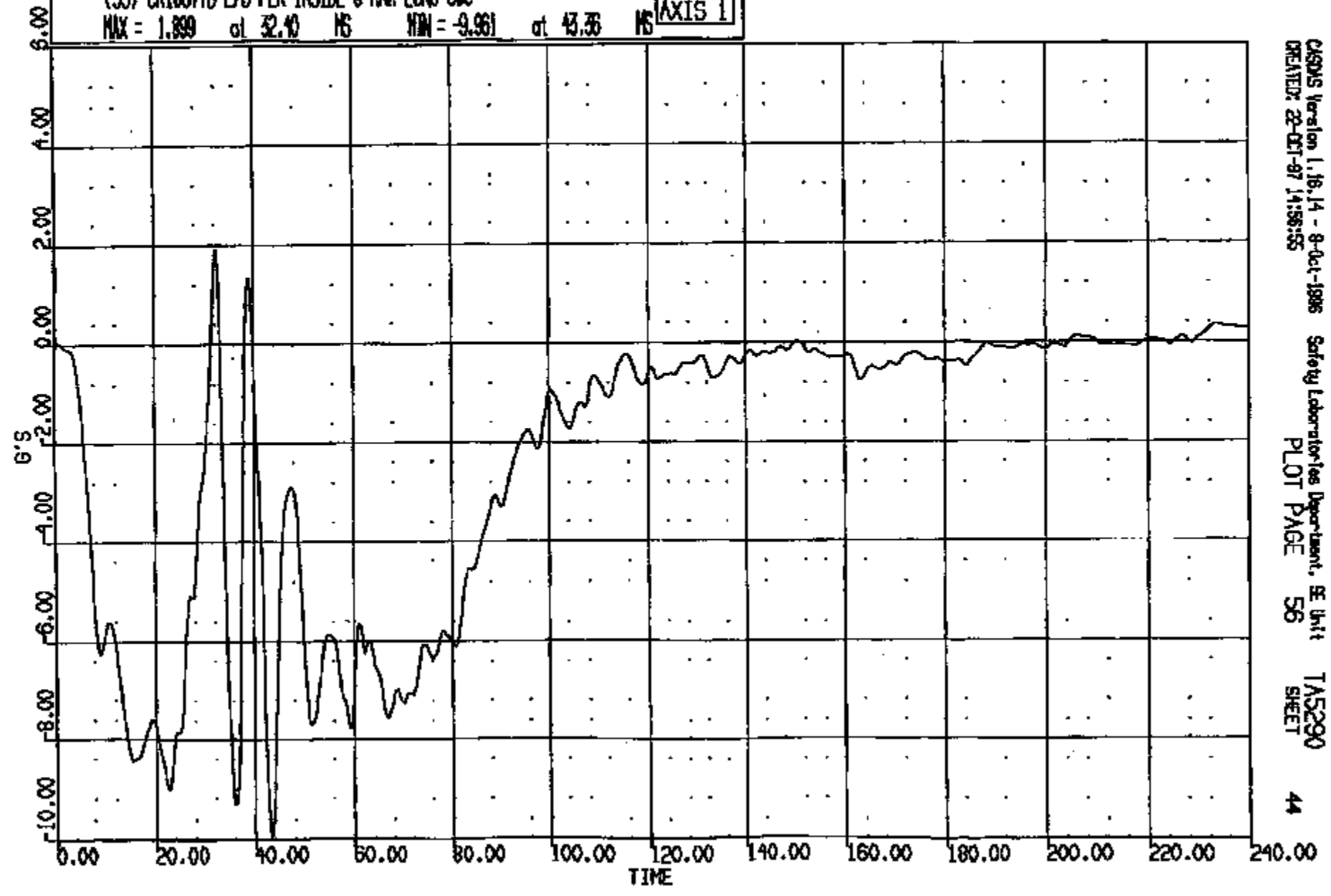


CRS Version 1.16.14 - 8-Oct-1996 Safety Laboratories Department, SE Unit
CREATED: 22-OCT-97 14:58:54 PLOT PAGE 55 TA5290
SHEET 43

CRTS 0010877

DR R: 10877 TO: TAB290 DATE: 971022 14:21:47
198X DN-101 UNKNOWN

(35) CR10877B L/B-PLR INSIDE @ R/R LONG GDC
MAX = 1.889 at 32.10 MS MIN = -9.961 at 43.35 MS **AXIS 1**

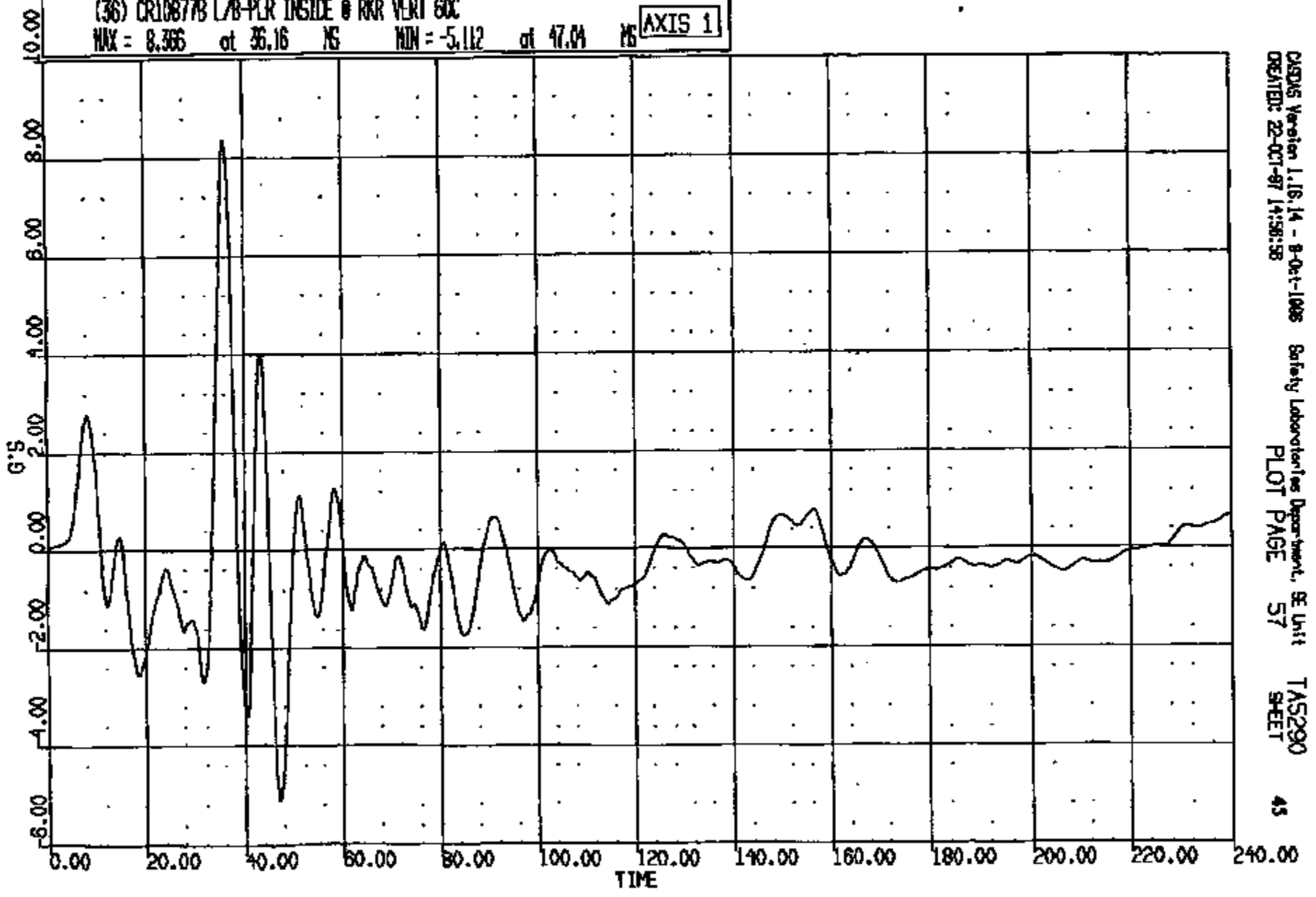


CRS Version 1.16.14 - 8-Oct-1996 Safety Laboratories Department, SE Unit
CREATED: 22-OCT-97 14:56:55
PLOT PAGE 56
TAS290
SHEET 44

CRTS 0010877

CR #: 10877 TO: TASE90 DATE: 871022 14:21:47
189X DN-101 UNKNOWN

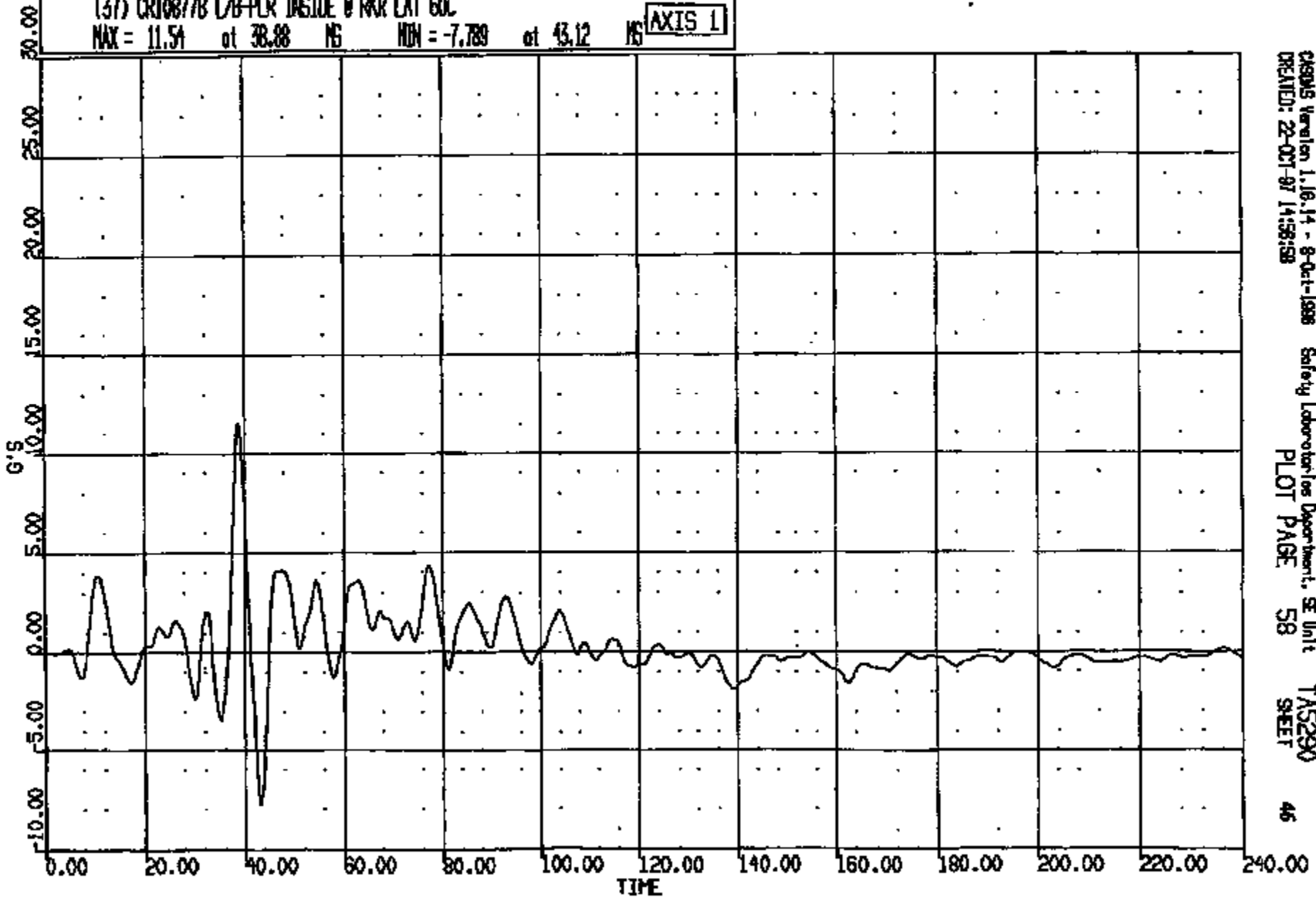
(36) CR10877B L/B-PLR INSIDE @ RKR VERT 60C
MAX = 8.366 at 36.16 MS MIN = -5.112 at 47.04 MS AXIS 1



CRIS 0010877

CR R: 10877 TO: TA5290 DATE: 971022 14:21:47
199X DN-101 UNKNOWN

(37) CR10877B L/B-PLR INSIDE @ RWR LAT 60C
MAX = 11.54 at 38.88 MS MIN = -7.789 at 43.12 MS **AXIS 1**

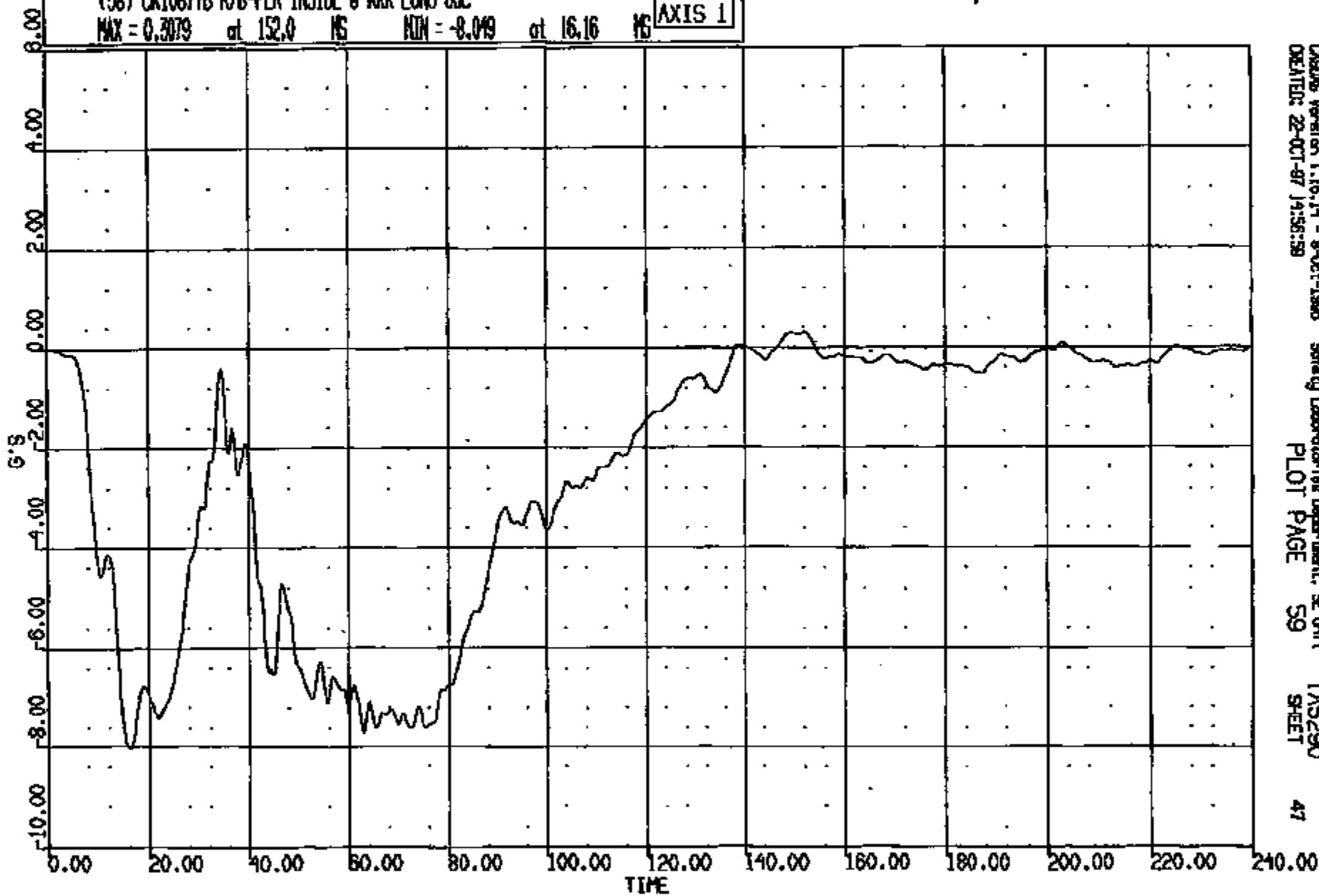


CRS015 Version 1.16.14 - 8-Oct-1998 Safety Laboratories Department, SE Unit TAS290
CREATED: 22-OCT-97 14:58:58 PLOT PAGE 58 SHEET 46

CRTS 0010877

CR R: 10877 TO: TAS290 DATE: 971022 14:21:47
189X DN-101 UNKNOWN

(38) CR10877B R/B-PLR INSIDE @ RRR LONG SOC
MAX = 0.3079 at 152.0 MS MIN = -8.049 at 16.16 MS **AXIS 1**



CASIMS Version 1.16.14 - 8-Oct-1998
DATE/TIME: 22-OCT-97 14:56:59

Safety Laboratories Department, SE Unit
PLOT PAGE 59

TAS290
SHEET

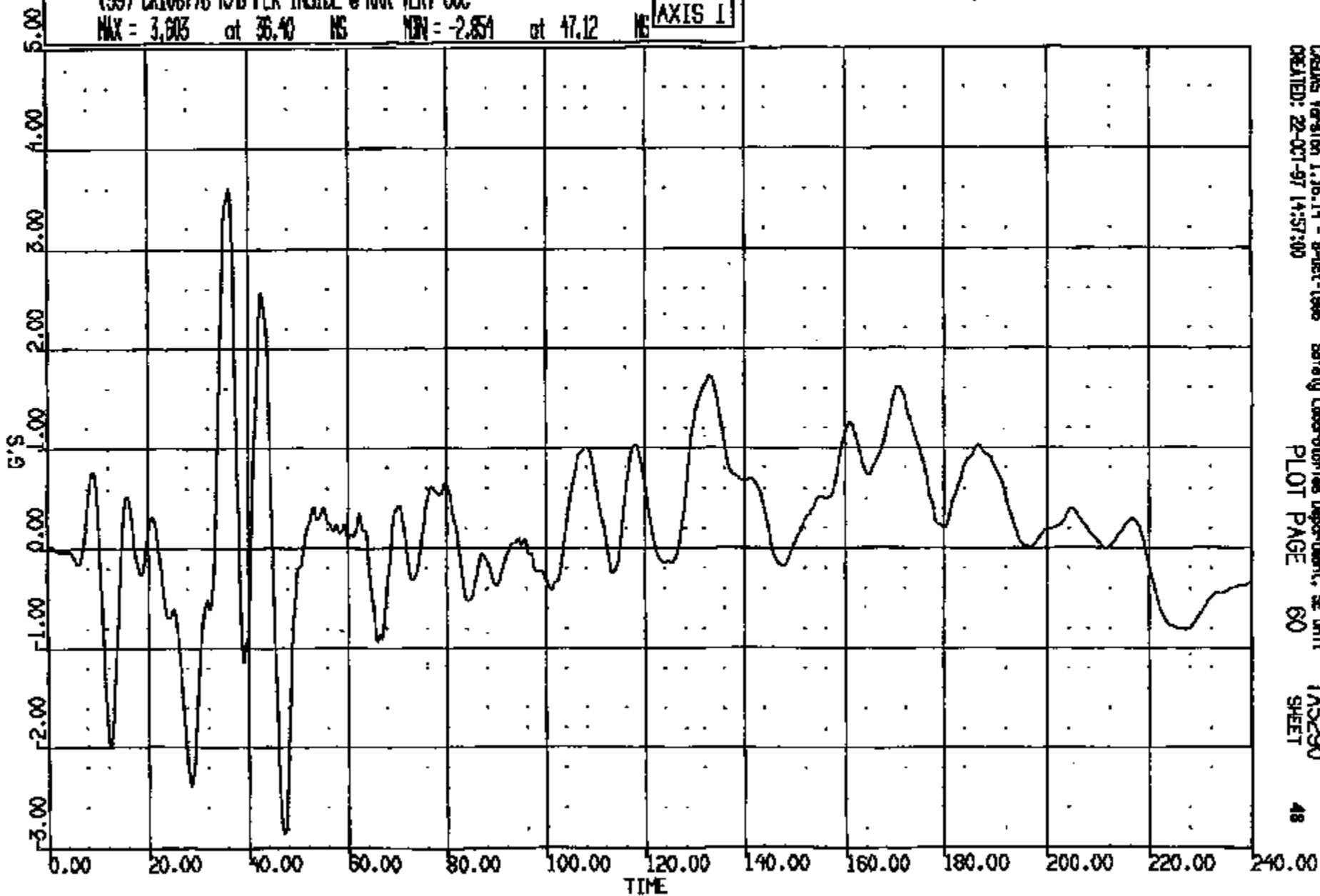
47

CRTS 0010877

CR R: 10877 TO: TAS290 DATE: 971022 14:21:47
199X DN-101 UNKNOWN

(39) CR10877B R/B-PLR INSIDE @ RVR VERT 60C
MAX = 3.603 at 36.40 NS MIN = -2.851 at 47.12 NS

AXIS 1



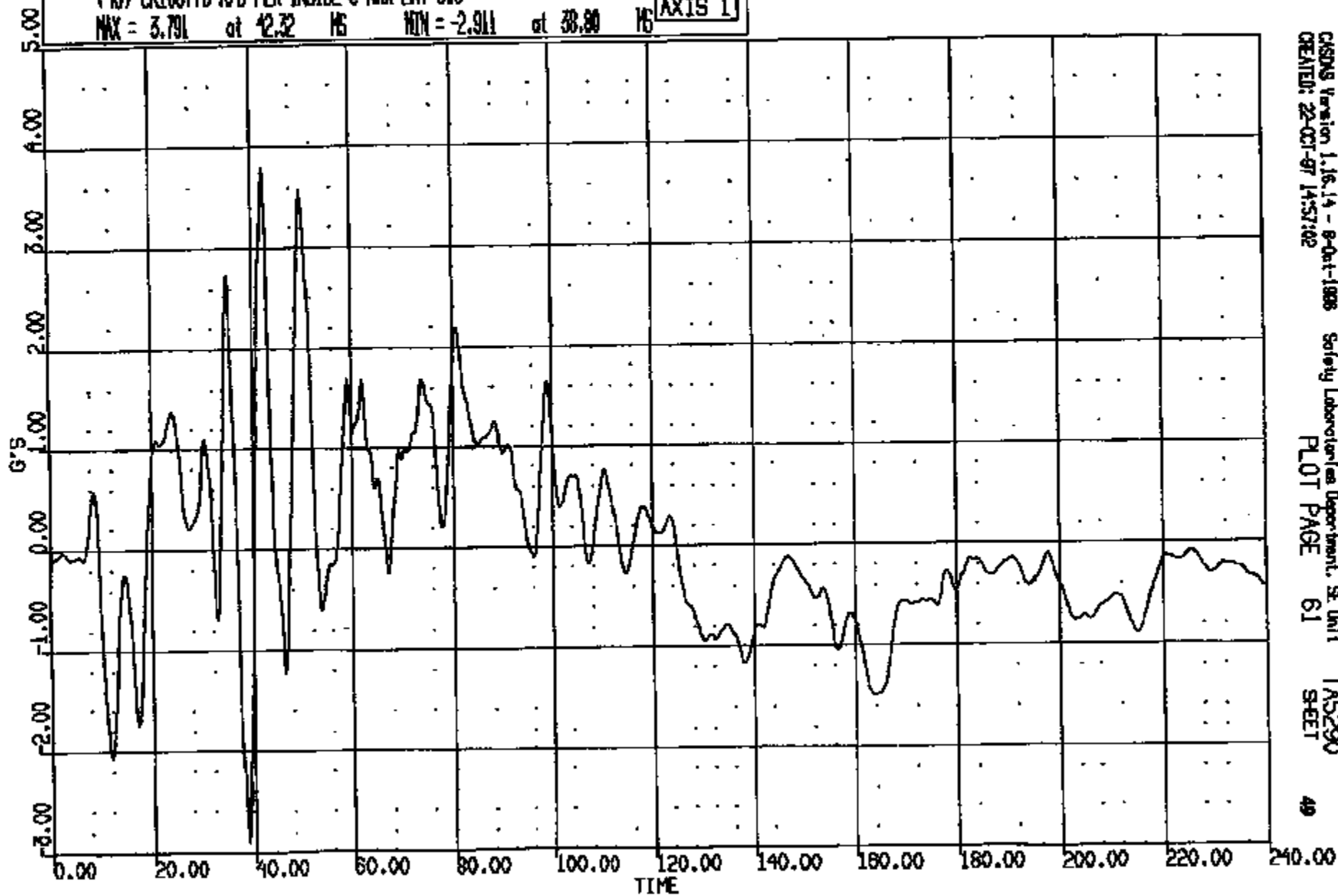
CRTS 0010877

CR R: 10877 TO: TAS290 DATE: 871022 14:21:47
199X DN-101 UNKNOWN

(40) CR10877B R/B-PLR INSIDE @ PAR LAT 60C

MAX = 3.791 at 42.32 MS MIN = -2.911 at 38.80 MS

AXIS 1

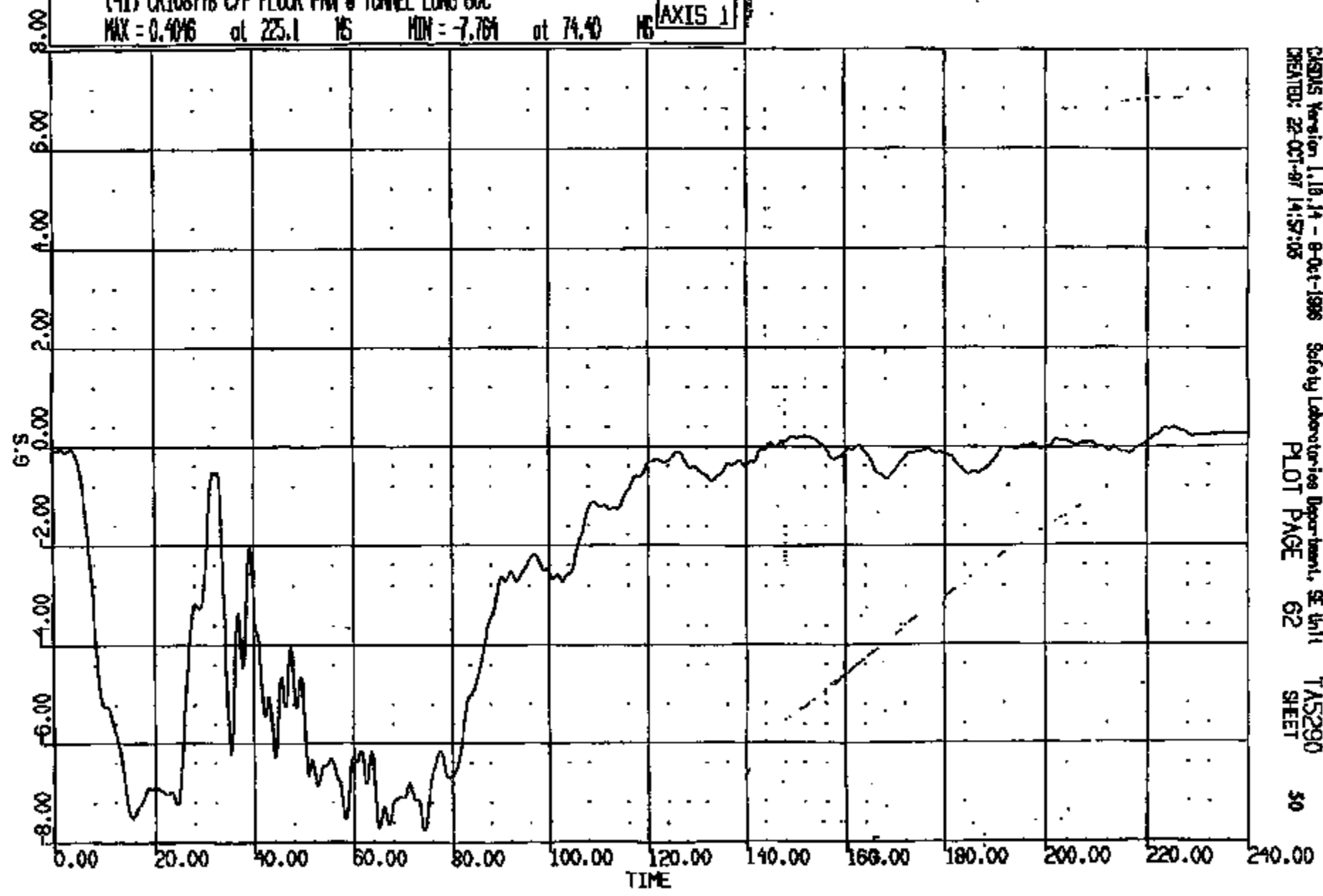


CRTS 0010877

CR R: 10877 TO: TAS290 DATE: 971022 14:21:47
199X DN-101 UNKNOWN

(41) CR10877B C/F FLOOR PAN @ TUNNEL LONG 60C
MAX = 0.4046 at 225.1 MS MIN = -7.764 at 74.40 MS

AXIS 1

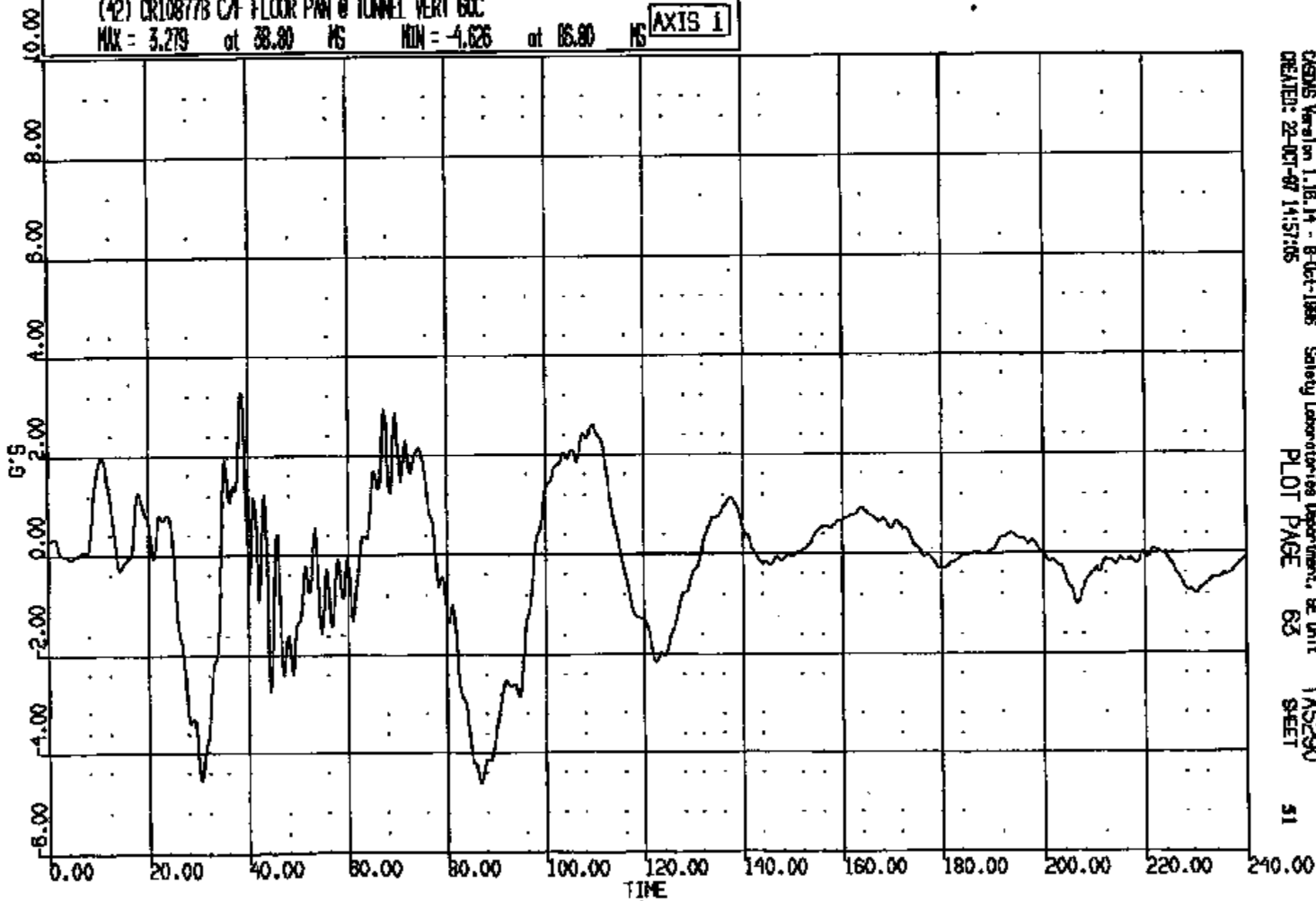


CRS015 Version 1.10.14 - 9-04-1998 Safety Laboratories Department, SE Unit
CREATED: 22-OCT-97 14:57:05 PLOT PAGE 62 TAS290 SHEET 50

CRTS 0010877

CR #: 10877 TO: TAS290 DATE: 971022 14:21:47
199X DN-101 UNKNOWN

(42) CR108773 C/F FLOOR PAN @ TUNNEL VERT 60C
MAX = 3.279 at 38.80 MS MIN = -4.626 at 86.80 MS **AXIS 1**



CRIS 0010877

CRIS Version 1.16.14 - 8-Oct-1996
CREATED: 22-OCT-97 14:57:05

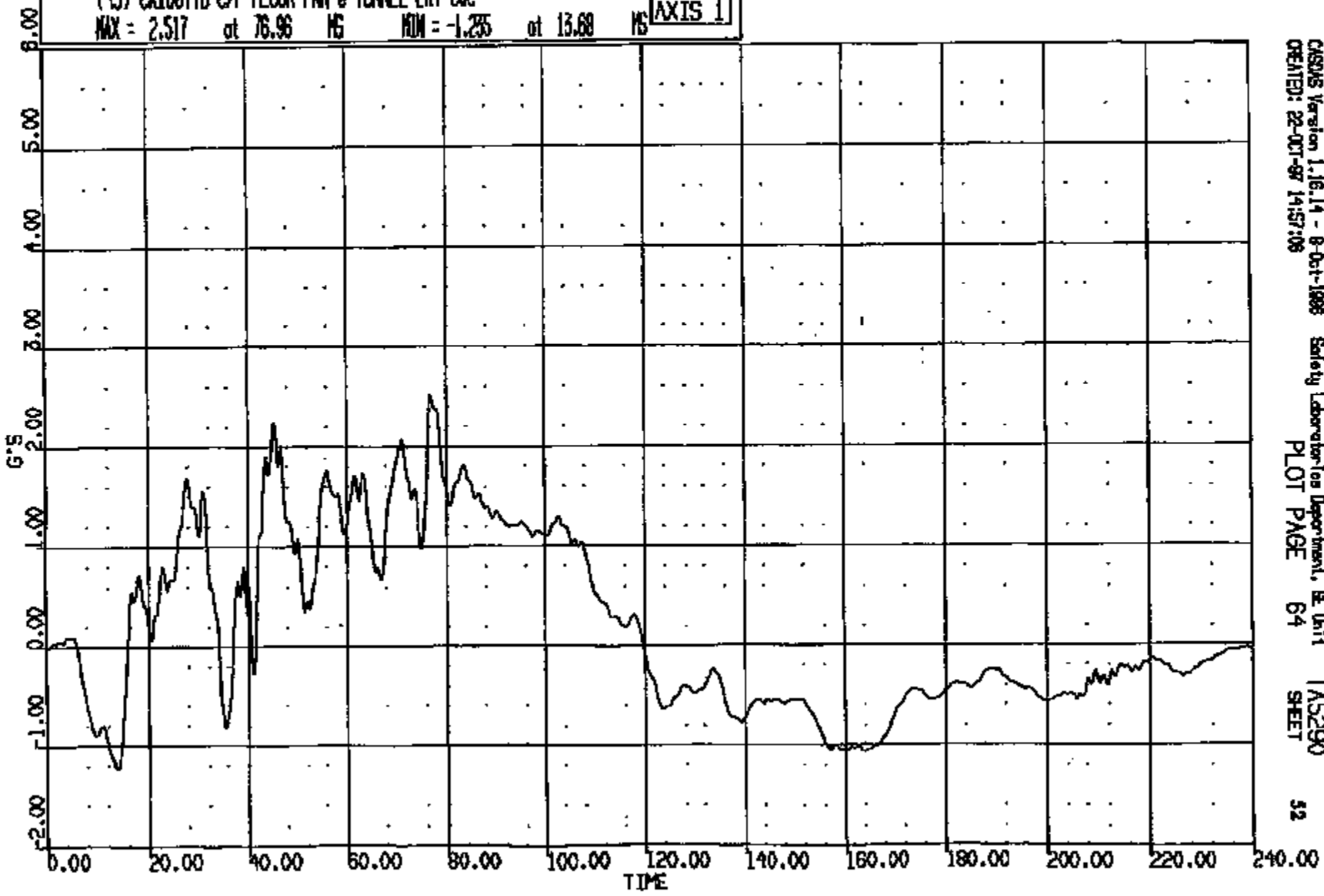
Safety Laboratories Department, BE Unit
PLOT PAGE 63

TAS290
SHEET

51

CR: 10877 TO: TASS290 DATE: 971022 14:21:47
109X DN-101 UNKNOWN

(43) CR10877B C/F FLOOR P/W @ TUNNEL LAT 60C
MAX = 2.517 at 76.96 MS MIN = -1.235 at 13.68 MS AXIS 1

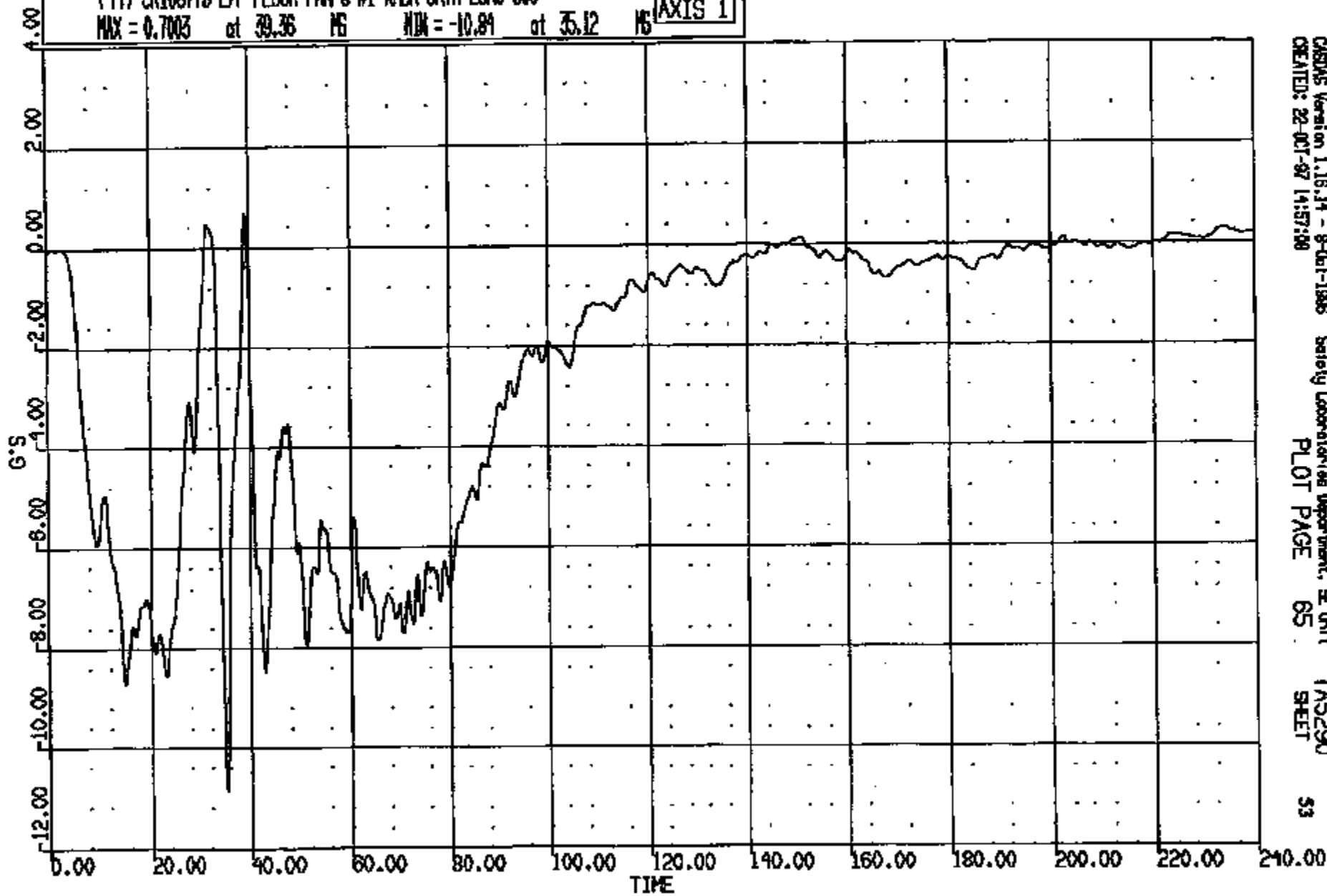


CASYS Version 1.16.14 - 8-Oct-1998 Safety Laboratories Department, BE Unit 1
CREATED: 22-OCT-97 14:57:08 PLOT PAGE 64 TASS290 SHEET 52

CRTS 0010877

CR 10877 TO: TAS290 DATE: 971022 14:21:47
199X DN-101 UNKNOWN

(44) CR108778 L/F FLOOR PAN @ #1 XMER CNTR LONG GOC
MAX = 0.7003 at 39.36 MS MIN = -10.89 at 35.12 MS AXIS 1



CRS05 Version 1.15.14 - 9-Jul-1998
CREATED: 22-07-97 14:57:00

Safety Laboratories Department, E Unit
PLOT PAGE 65

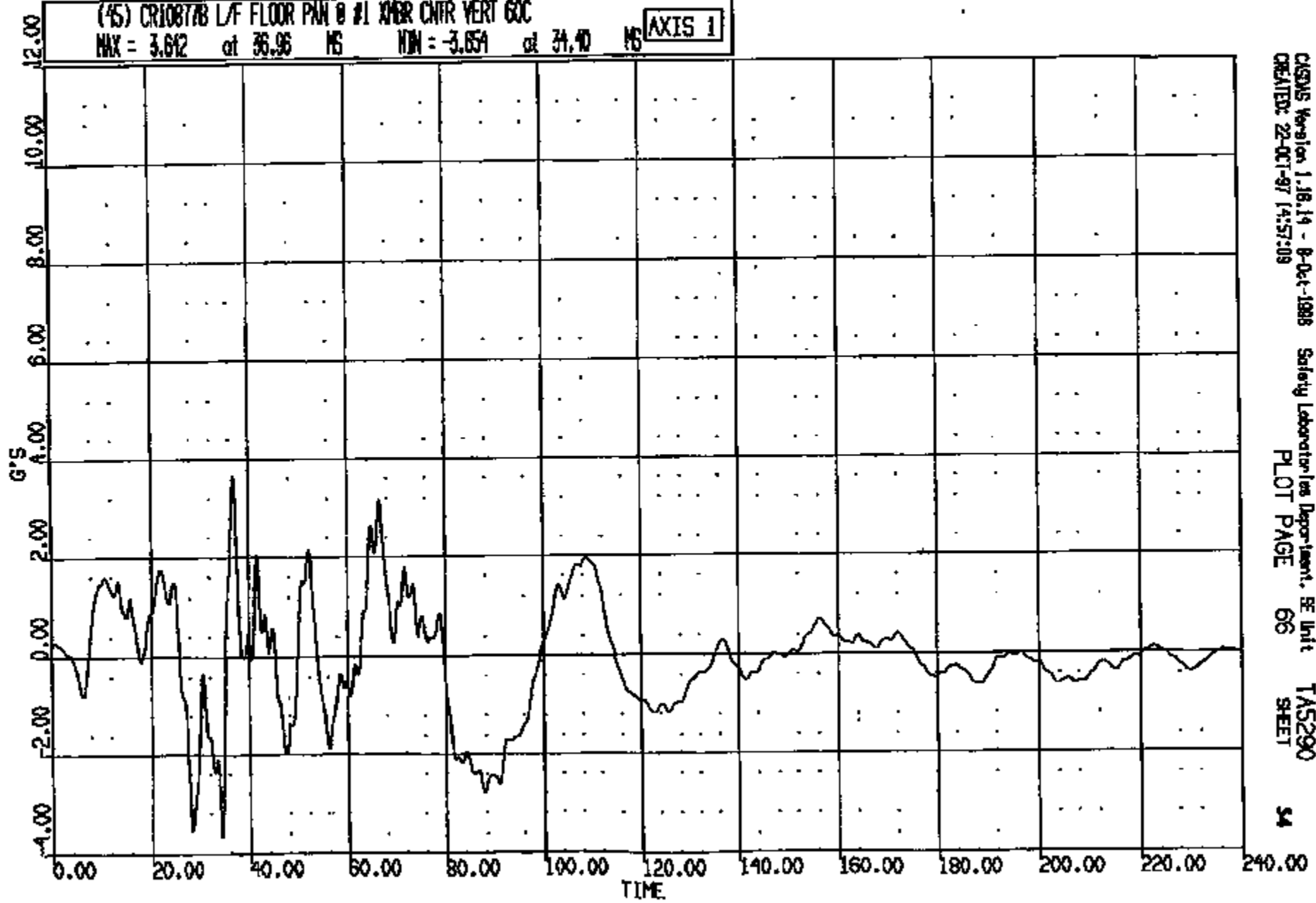
TAS290
SHEET

53

CR10877

CR R: 10877 TO: TAS290 DATE: 971022 14:21:47
199X DN-101 UNKNOWN

(45) CR108778 L/F FLOOR PAN @ #1 XHR CNTR VERT 60C
MAX = 3.642 at 36.96 MS MIN = -3.654 at 34.40 MS **AXIS 1**



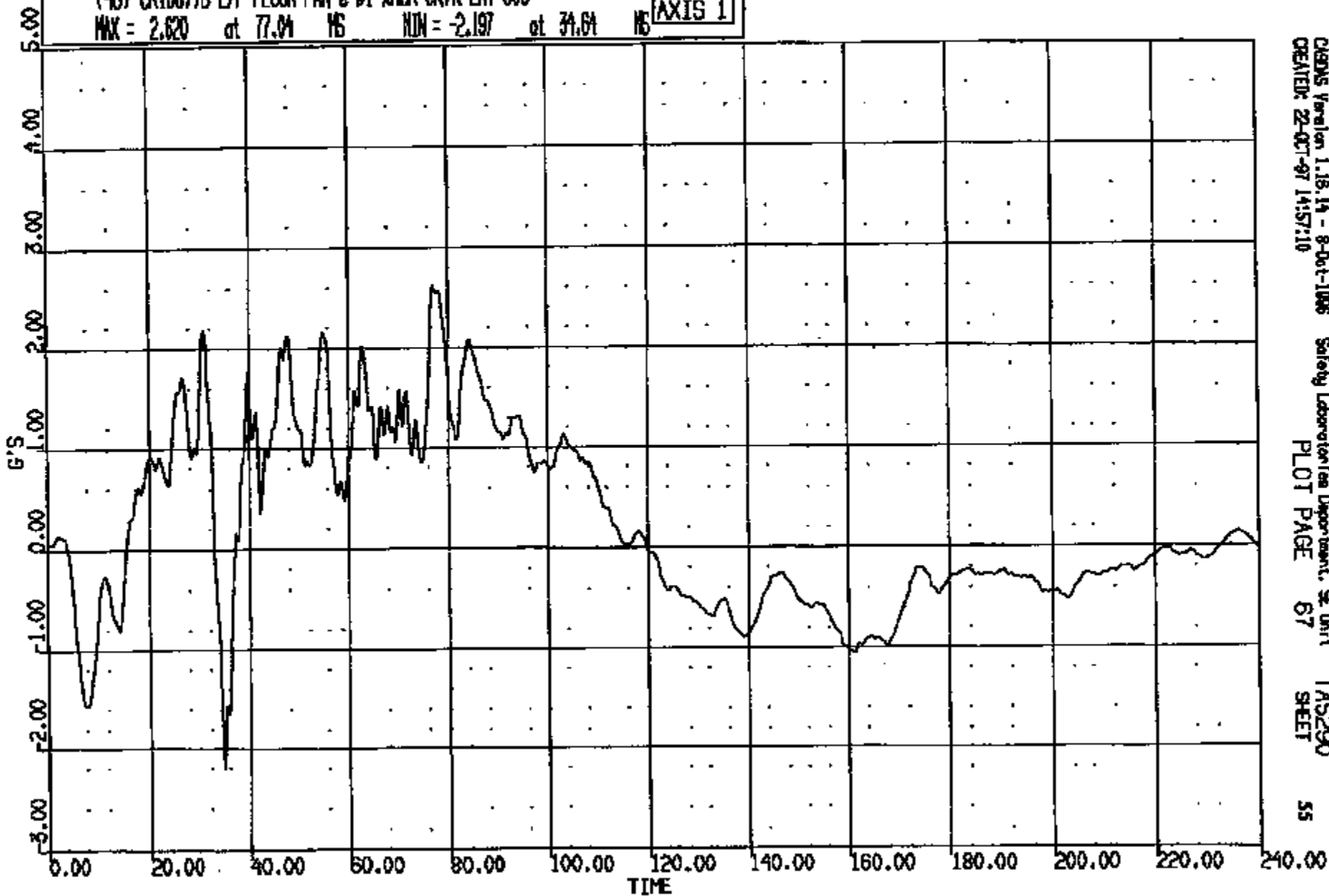
CRTS 0010877

CR R: 10877 TO: TA5290 DATE: 871022 14:21:47
199X DN-101 UNKNOWN

(46) CR100773 L/F FLOOR PAN @ #1 XMR CNTR LAT 60C

MAX = 2.620 at 77.04 MS MIN = -2.197 at 31.04 MS

AXIS 1

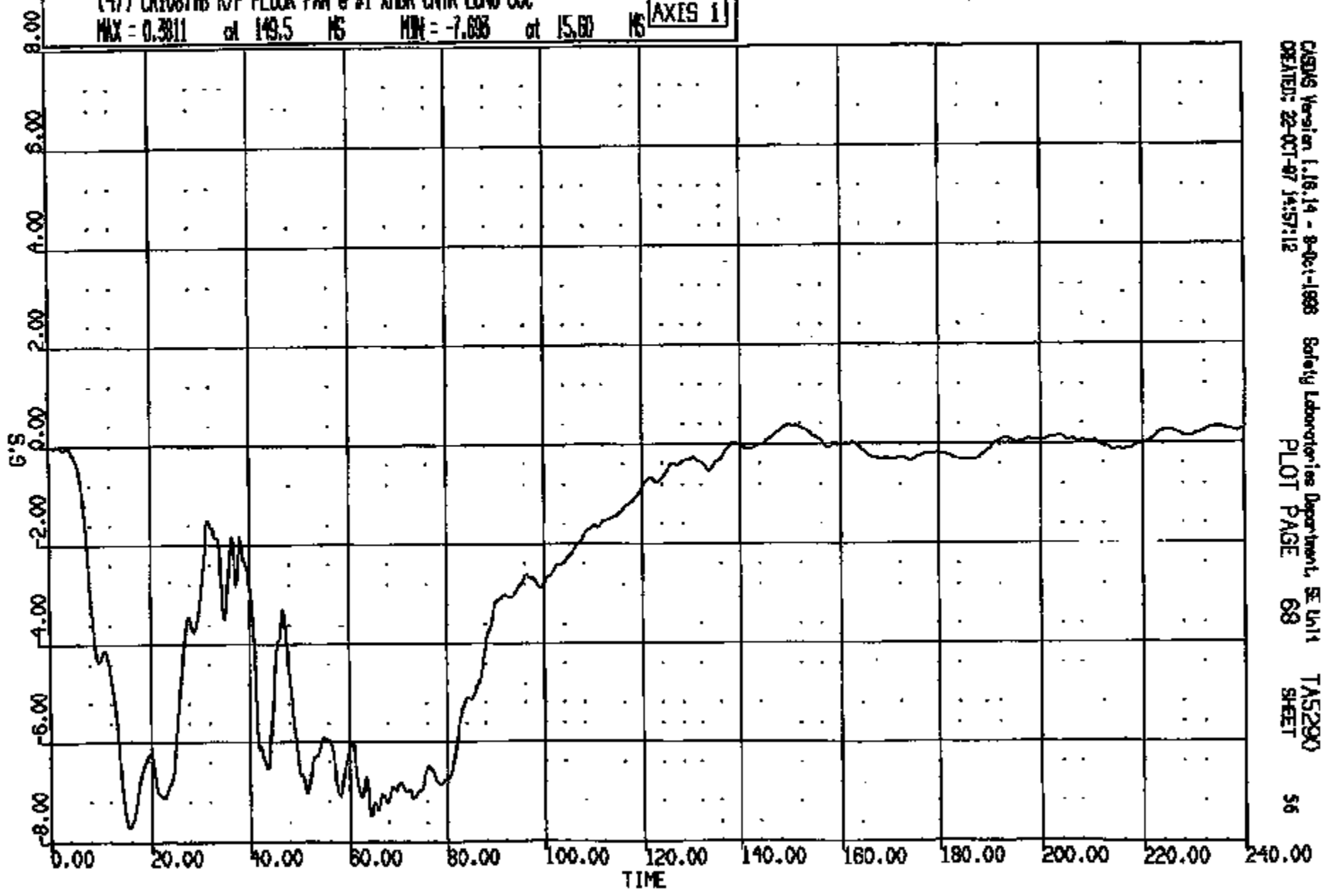


CRS Version 1.18.14 - 8-Oct-1986 Safety Laboratories Department, SE Unit 1
CREATED: 22-OCT-87 14:57:10 PLOT PAGE 67 SHEET 55

CRIS 0010877

CR R: 10877 TO: TAS290 DATE: 971022 14:21:47
199X DN-101 UNKNOWN

(47) CR10877B R/F FLOOR PAN @ #1 XMR CNTR LONG GOC
MAX = 0.3811 at 149.5 MS MIN = -7.698 at 15.60 MS **AXIS 1**

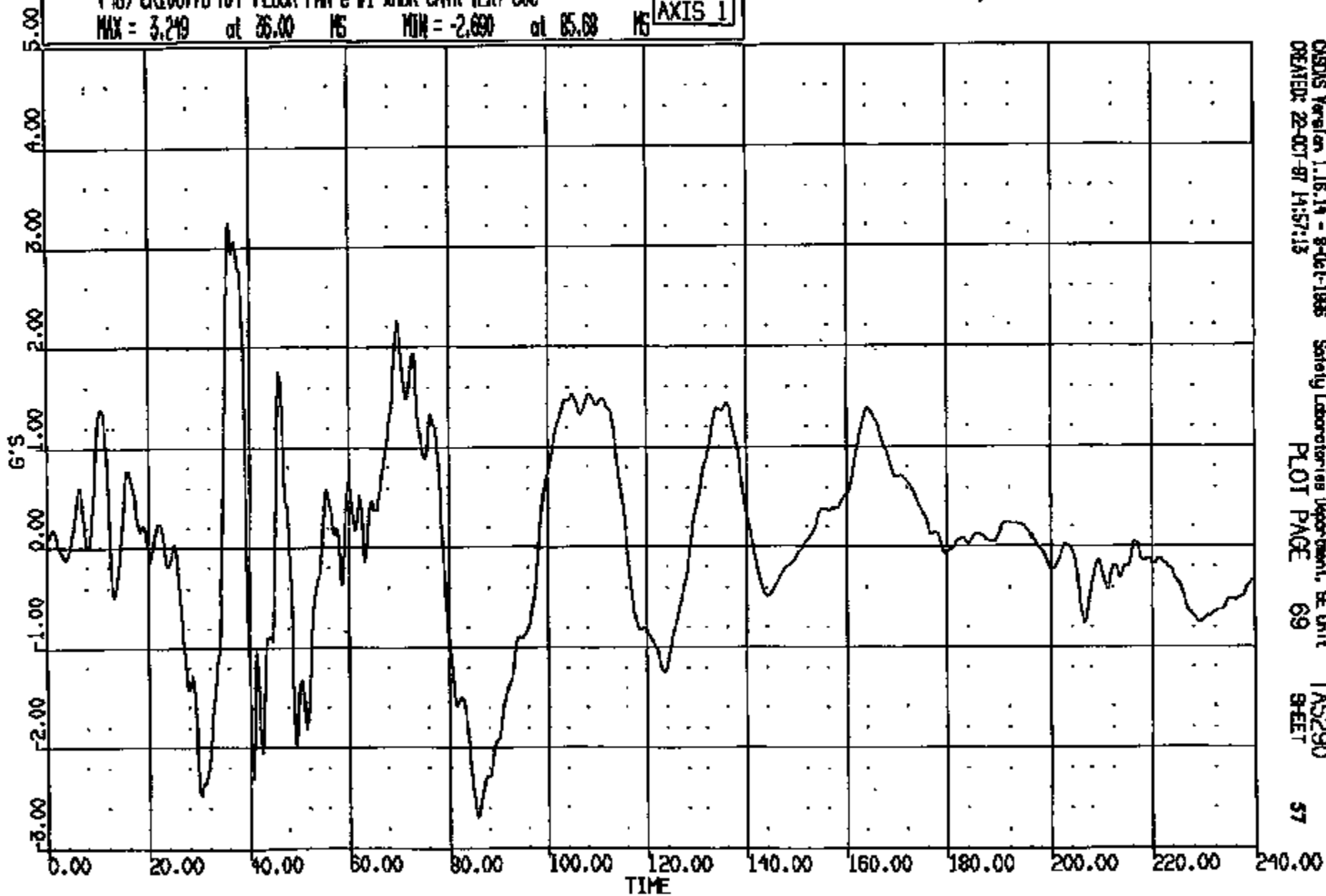


CASUS Version 1.16.14 - 9-20-1-1998 Safety Laboratories Department, SE Unit 1
CREATED: 22-OCT-97 14:57:12 PLOT PAGE 69 SHEET 56

CRIS 0010877

CR R: 10877 TO: TA5290 DATE: 871022 14:21:47
199X DN-101 UNKNOWN

(48) CR10877B R/F FLOOR PAN @ #1 XMR CNTR VERT GIC
MAX = 3.219 at 36.00 MS MIN = -2.690 at 85.00 MS **AXIS 1**



CRISIS Version 1.16.14 - 8-Oct-1988
CREATED: 22-OCT-87 14:57:13

Safety Laboratories Department, SE Unit
PLOT PAGE 69

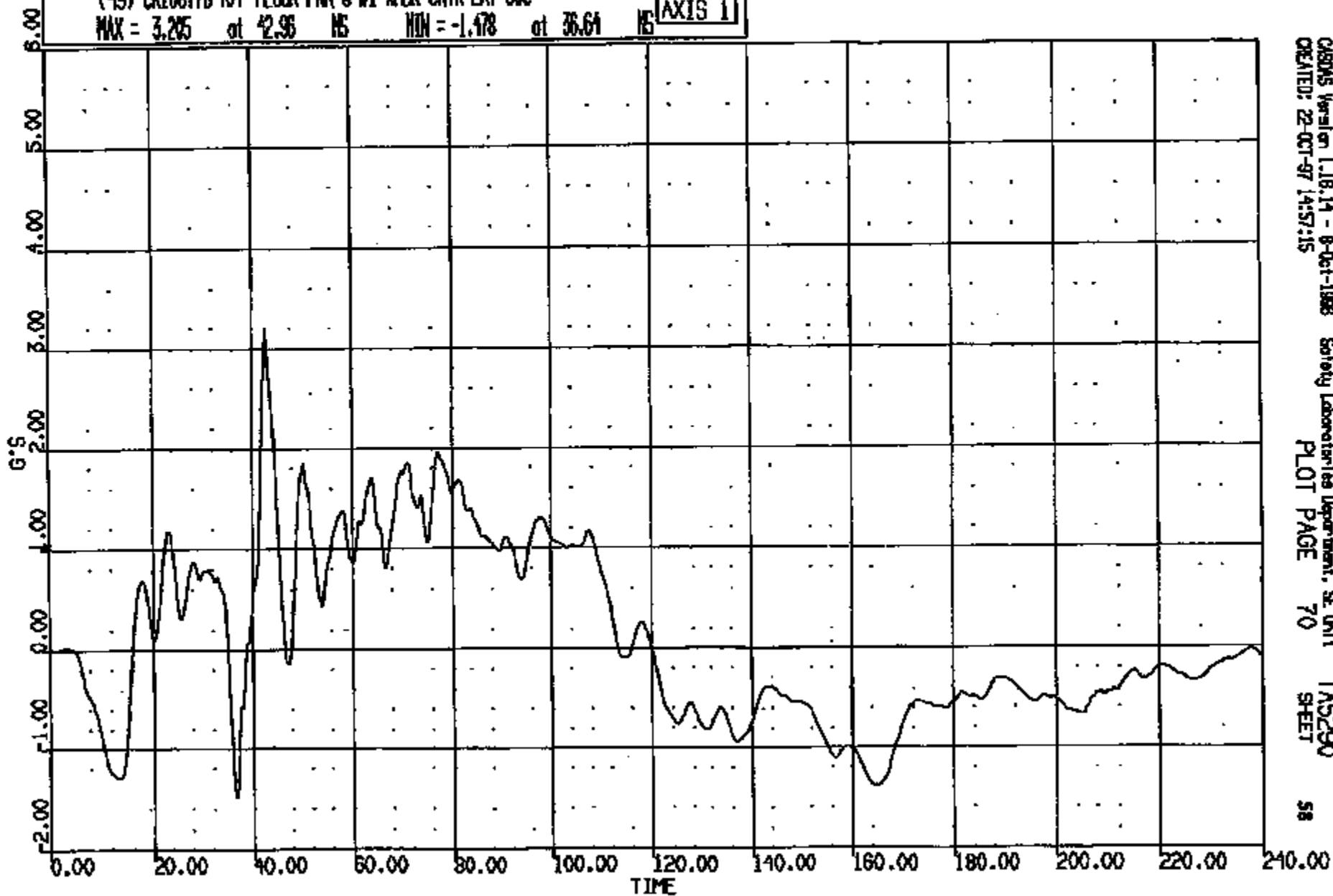
TA5290
SHEET

57

CRIS 0010877

CR R: 10877 TO: TAS290 DATE: 971022 14:21:47
189X DN-101 UNKNOWN

(49) CRL0877B R/F FLOOR PAV @ #1 XNER CNTR LAT GOC
MAX = 3.205 at 42.95 MS MIN = -1.478 at 36.64 MS **AXIS 1**



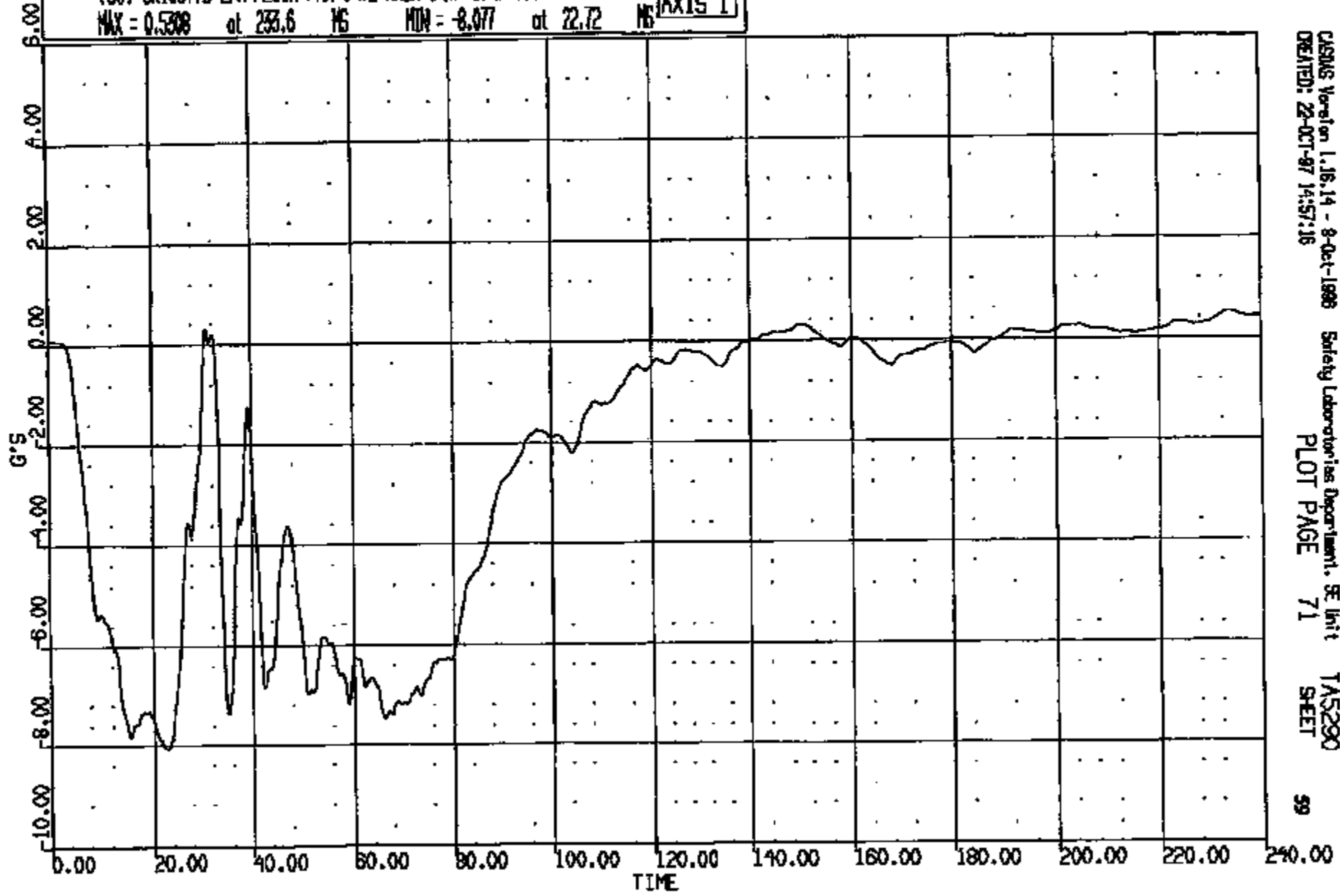
CRS005 Version 1.18.14 - 8-Oct-1998 Safety Laboratories Department, SE Unit TAS290
CREATED: 22-OCT-97 14:57:15 PLOT PAGE 70 SHEET 58

CRIS 0010877

CR 10877 TO: TASS290 DATE: 971022 14:21:47
109X DN-101 UNKNOWN

(50) CR10877B L/M FLOOR PAN @ #2 XMR CNTR LONG 60C
MAX = 0.5308 at 233.6 MS MIN = -8.077 at 22.72 MS

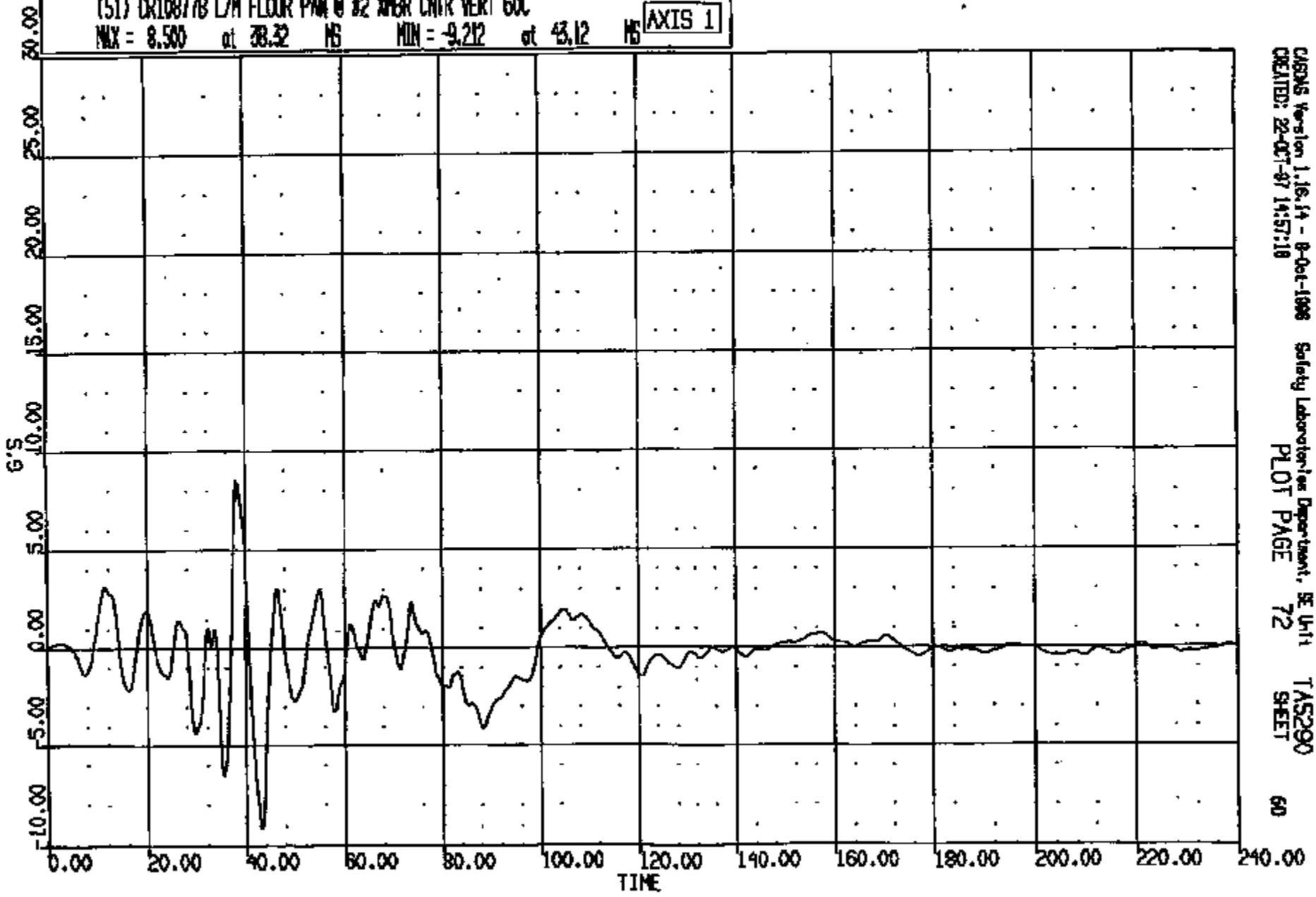
AXIS 1



CR10877

CR R: 10877 TO: TAS290 DATE: 971022 14:21:47
199X DN-101 UNKNOWN

(51) CR10877B L/H FLOOR P/W @ #2 XBR CNTR VERT 60C
MAX = 8.500 at 38.32 MS MIN = -9.212 at 43.12 MS **AXIS 1**



CASDS Version 1.16.14 - 8-Oct-1998 Safety Laboratories Department, SE Unit 1
CREATED: 22-OCT-97 14:57:18 PLOT PAGE 72 SHEET 60

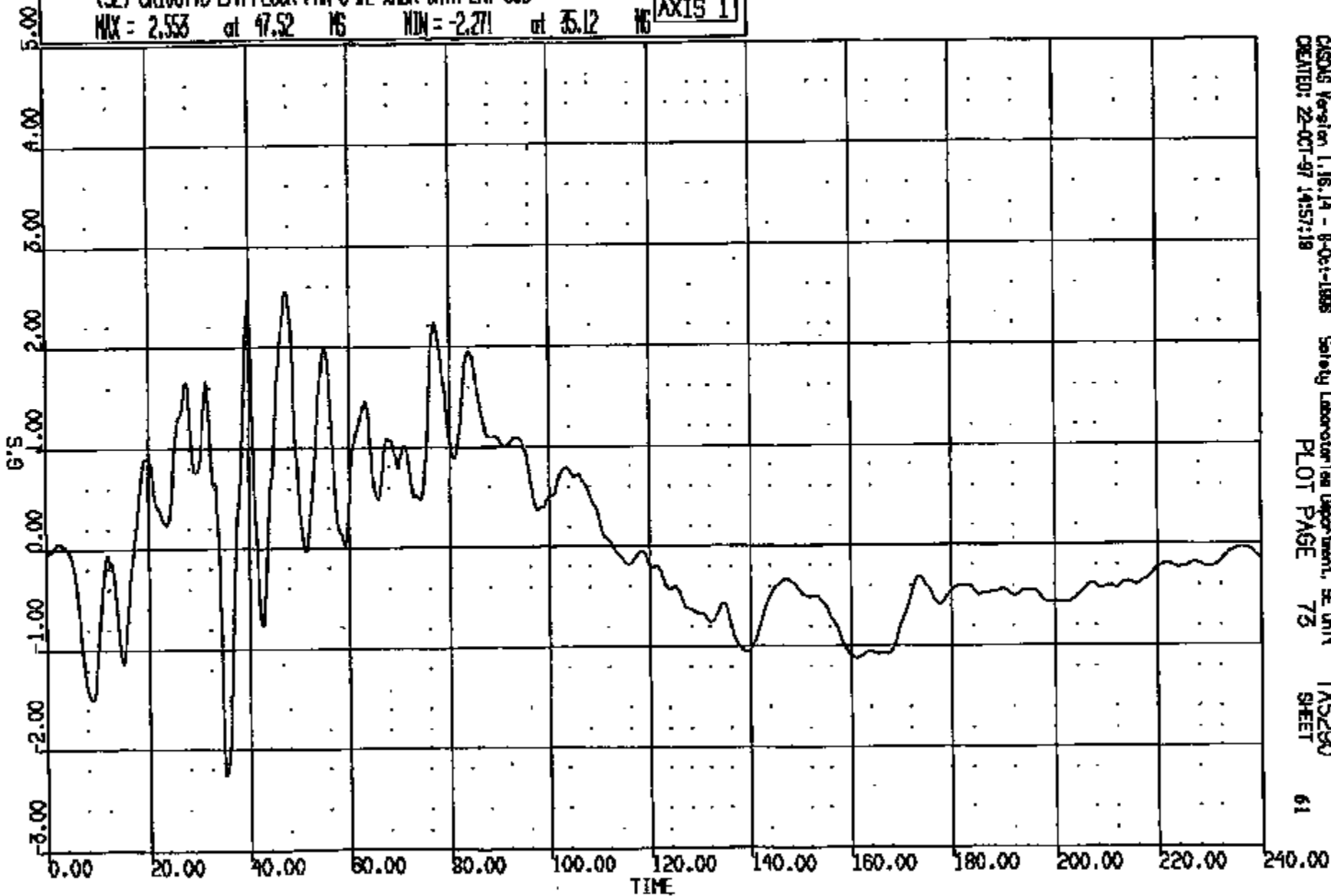
CRTS 0010877

CR 10877 TO: TAS290 DATE: 071022 14:21:47
100X ON-101 UNKNOWN

(52) CR10877B L/M FLOOR PAN @ #2 XMR CNTR LAT 60C

MAX = 2.553 at 47.52 MS MIN = -2.271 at 35.12 MS

AXIS 1



CASDS Version 1.16.14 - 8-03-1998
CREATED: 22-OCT-97 14:57:18

Safety Laboratory Department, SE Unit
PLOT PAGE 73

TAS290
SHEET

61

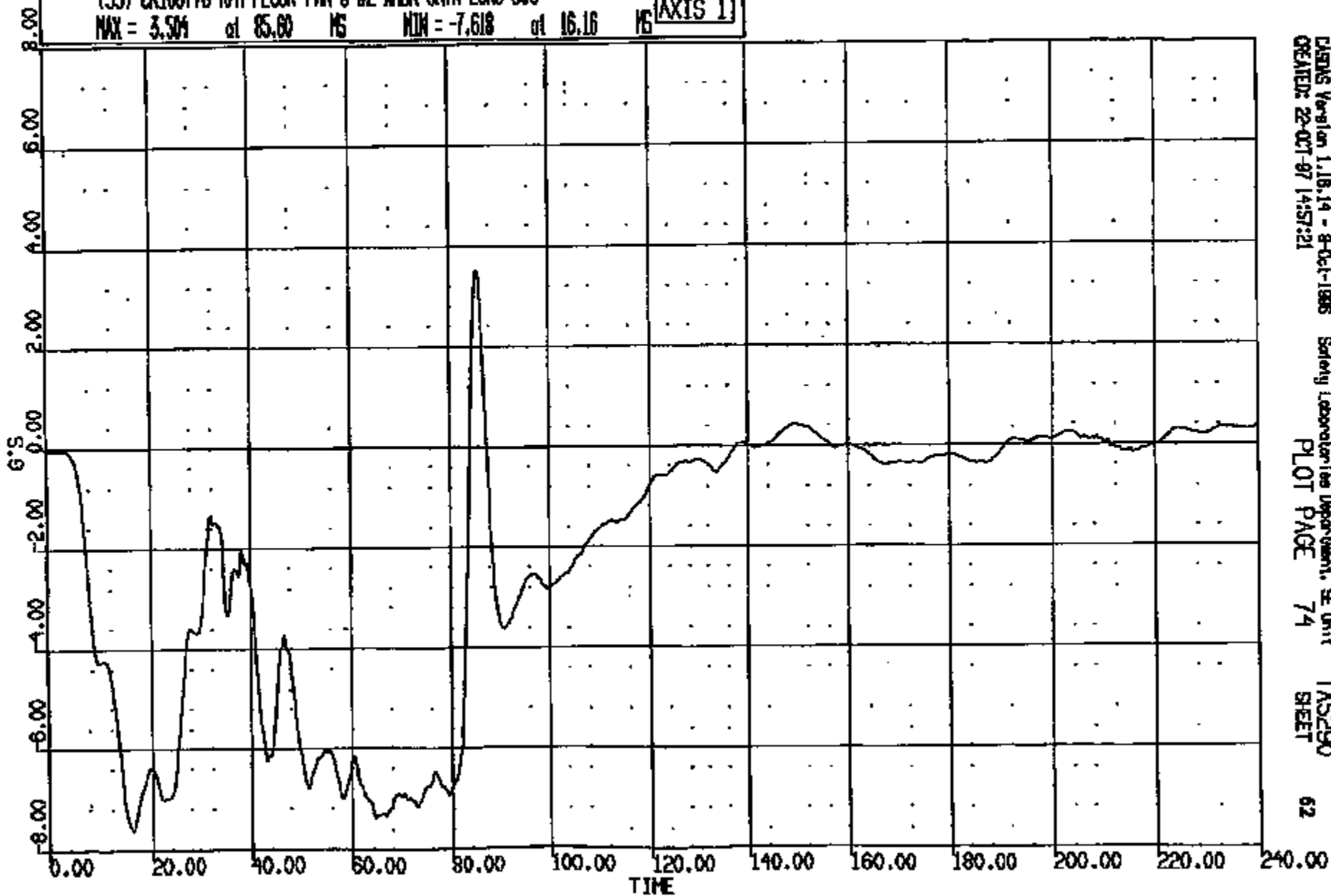
CRTS 0010877

00 R: 10977 TO: TAB290 DATE: 971022 14:21:47
199X DNI-101 UNKNOWN

(53) CR108778 R/M FLOOR PAN @ #2 XMR CNTR LONG GOC

MAX = 3.504 at 85.60 MS MIN = -7.618 at 16.16 MS

AXIS 1

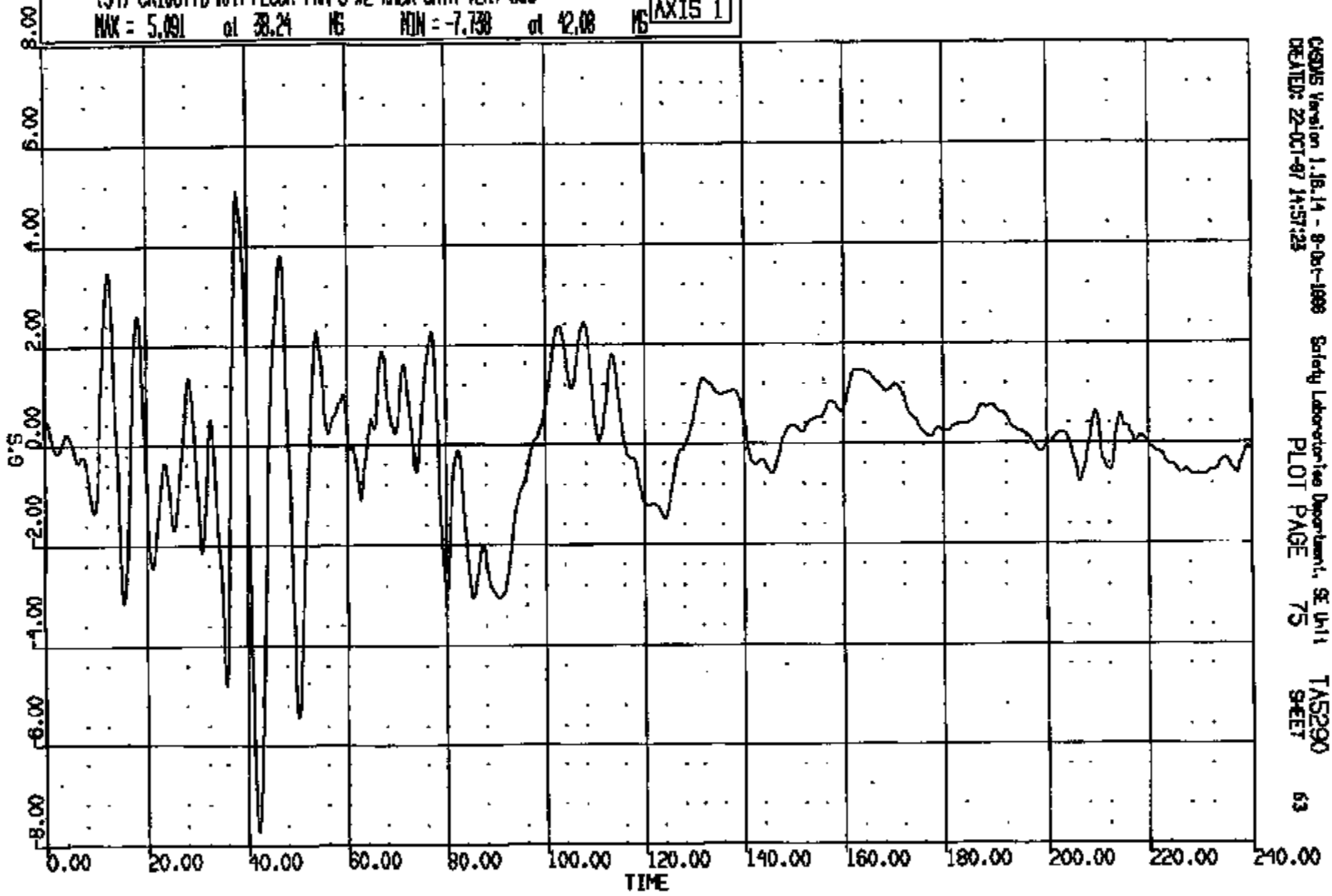


PLANS Version 1.16.14 - 8-Oct-1996 Safety Laboratories Department, SE Unit TAB290
CREATED: 22-OCT-97 14:57:21 PLOT PAGE 74 SHEET 62

CRTS 0010877

CR R: 10877 TC: TAB290 DATE: 971022 14:21:47
199X DN-101 UNKNOWN

(54) CR10877B R/M FLOOR PAN @ #2 XMR CNTR VERT 60C
MAX = 5.091 at 38.24 MS MIN = -7.738 at 42.08 MS **AXIS 1**



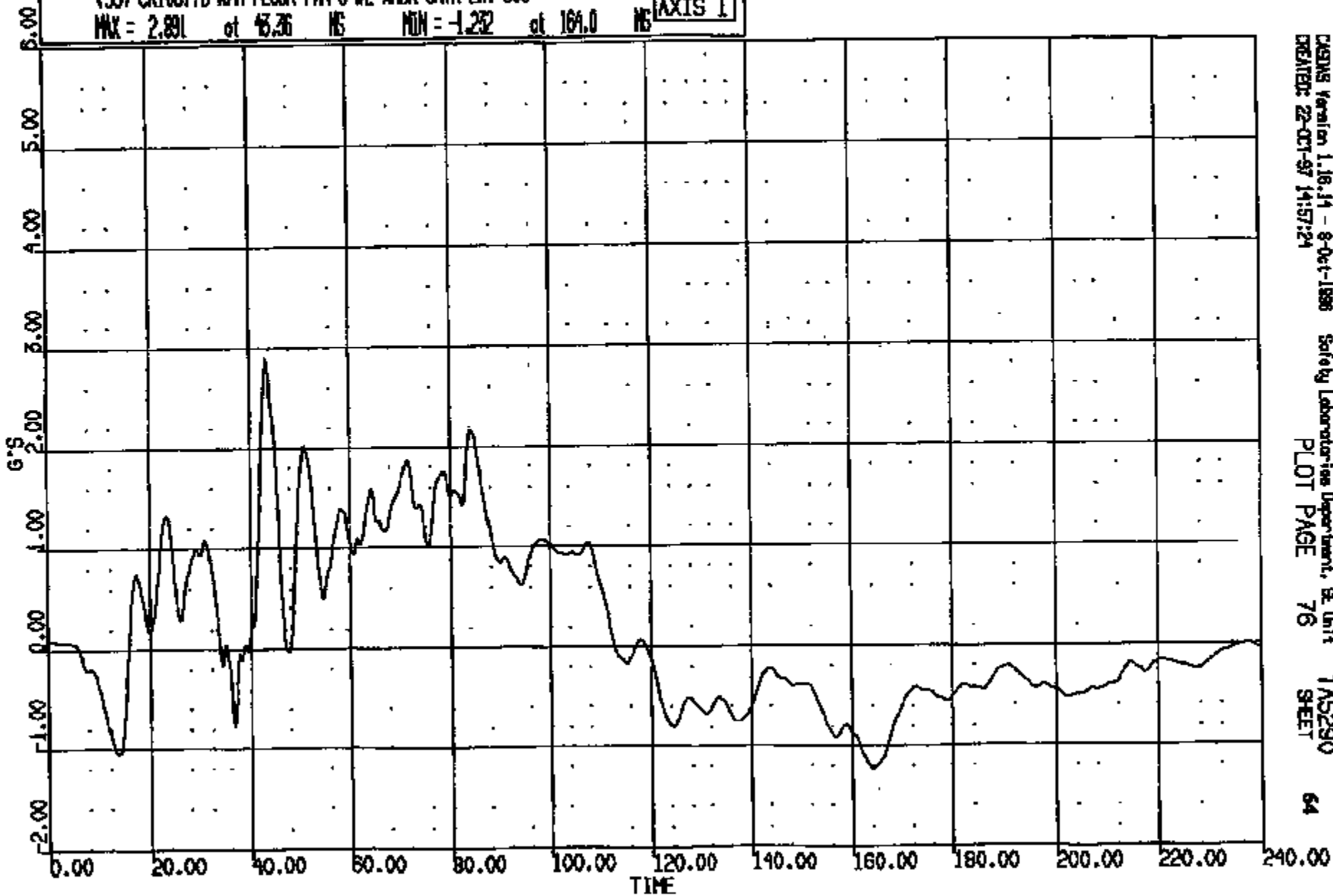
CRTS 0010877

CRS Version 1.16.14 - 8-Oct-1999 Safety Laboratories Department, SE Unit
CREATED: 22-OCT-97 14:57:22 PLOT PAGE 75 SHEET 63

CR R: 10877 TO: TAS290 DATE: 971022 14:21:47
199X DN-101 UNKNOWN

(55) CR10877B R/M FLOOR PAN @ #2 WHER CNTR LAT 60C
MAX = 2.891 at 43.26 MS MIN = -1.232 at 164.0 MS

AXIS 1



CRSNG Version 1.16.11 - 8-Oct-1998
CREATED: 22-OCT-97 14:57:24

Safe by Laboratories Department, SE Unit
PLOT PAGE 76

TAS290
SHEET

64

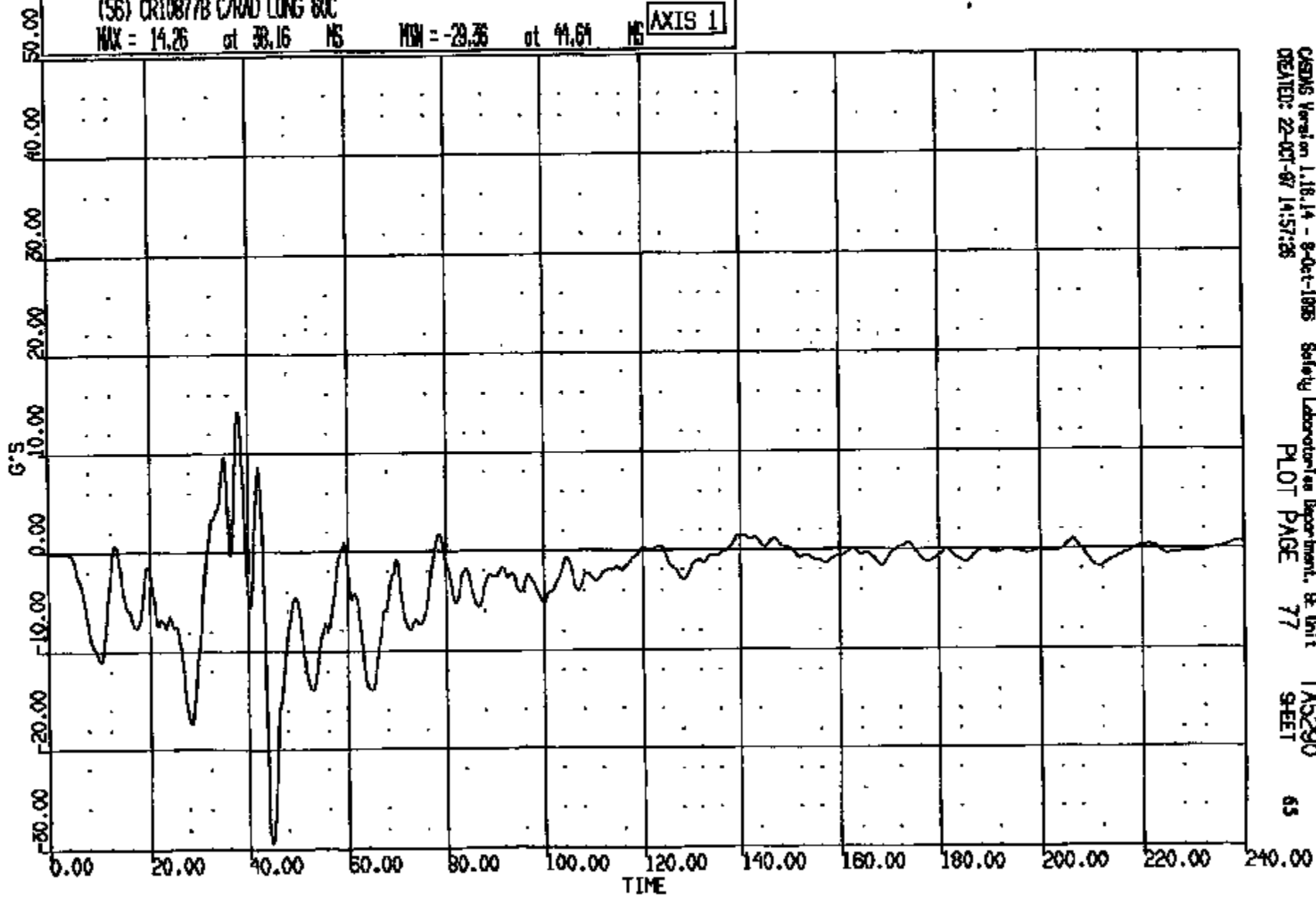
CRTS 0010877

CR R: 10877 TO: TA5290 DATE: 871022 14:21:47
199X DN-101 UNKNOWN

(56) CR10877B C/RAD LONG 60C

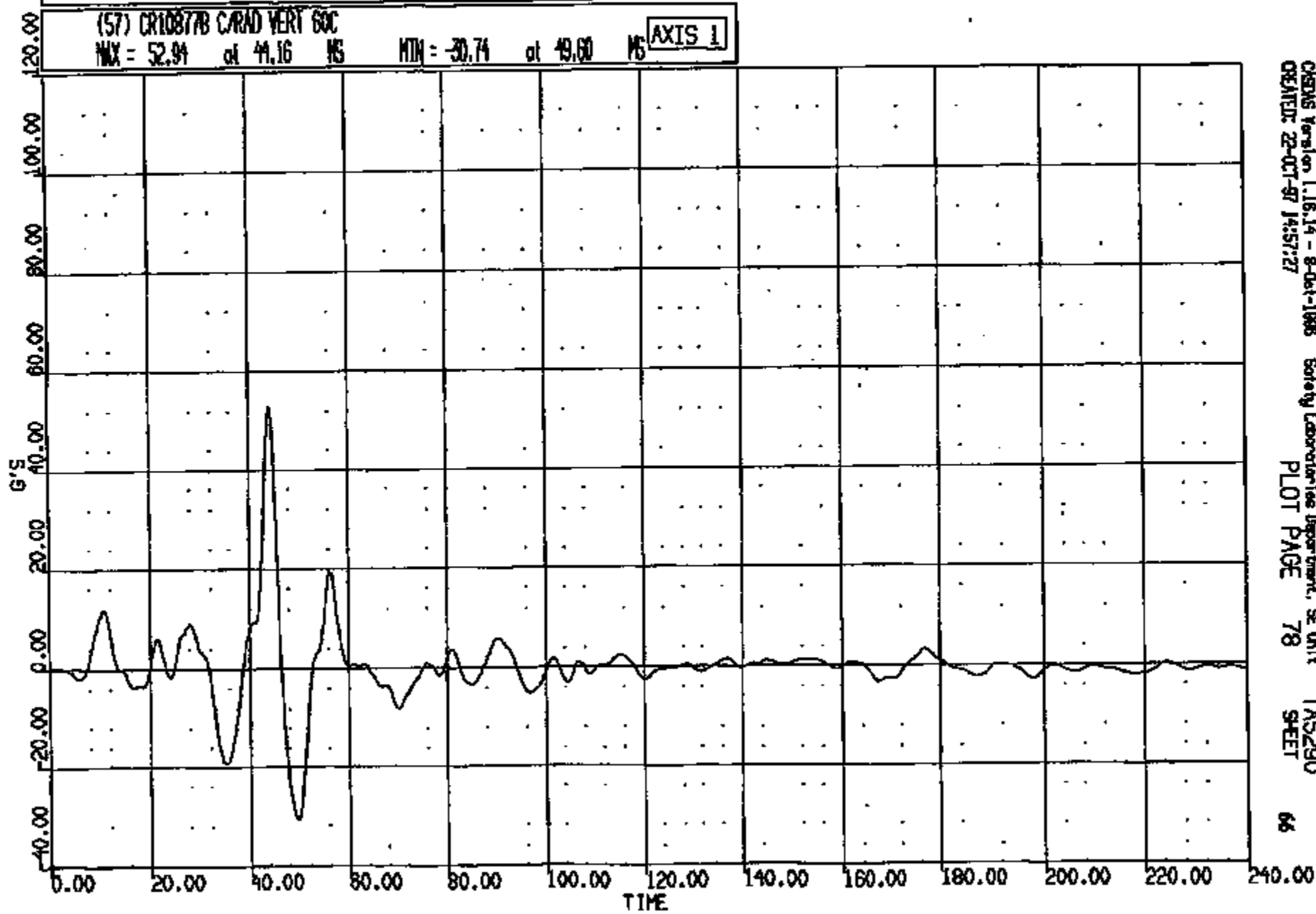
MAX = 14.26 at 38.16 MS MIN = -29.36 at 41.64 MS

AXIS 1



CR R: 10877 TO: TAS290 DATE: 971022 14:21:47
199X DN-101 UNKNOWN

(57) CR10877B C/RAD VERT 60C
MAX = 52.94 at 41.16 MS MIN = -30.74 at 49.60 MS **AXIS 1**



CRS Version 1.16.14 - 8-Oct-1998 Safety Laboratory/see Department, SE Unit TAS290
CREATED: 22-OCT-97 14:57:27 PLOT PAGE 78 SHEET 66

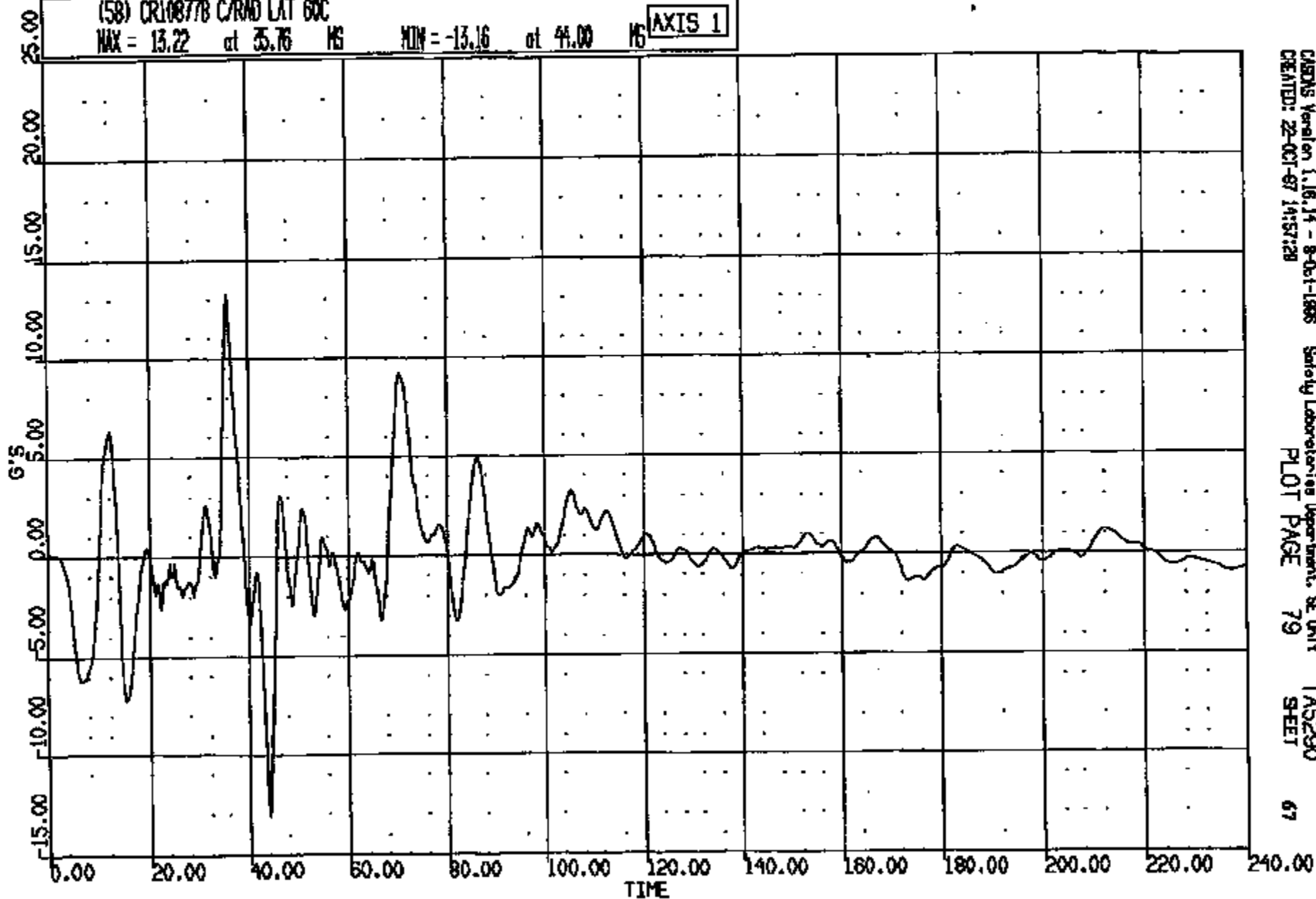
CRIS 0010877

CR R: 10877 TO: TAS290 DATE: 971022 14:21:47
199X DN-101 UNKNOWN

(58) CR108778 C/RND LAT 60C

MAX = 13.22 at 35.76 MS MIN = -13.16 at 44.00 MS

AXIS 1



CADDS Version 1.16.14 - 8-Oct-1995
CREATED: 22-OCT-97 14:57:28

Safety Laboratories Department, SE Unit
PLOT PAGE 79

TAS290
SHEET 67

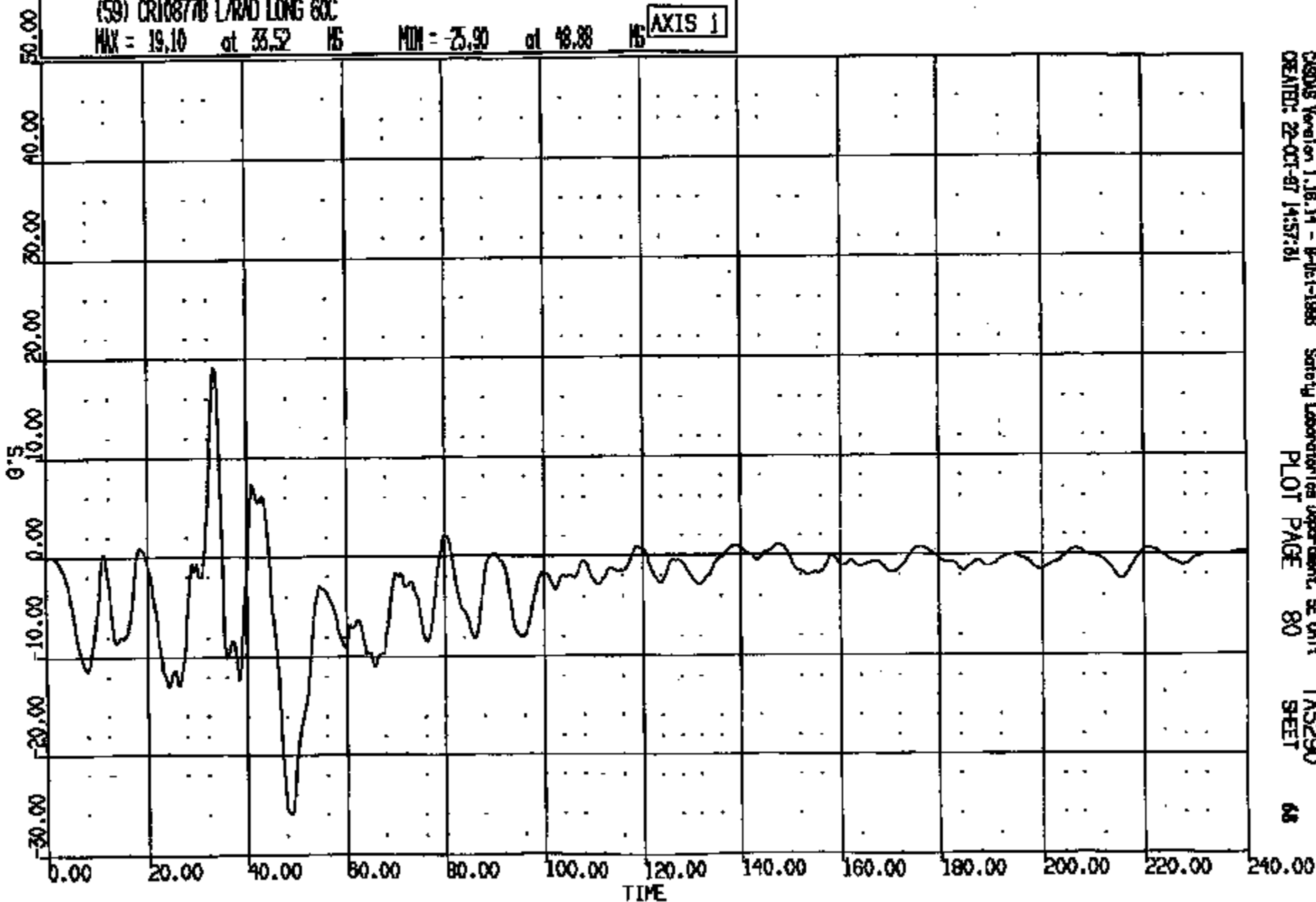
CRTS 0010877

CR R: 10877 TO: TAB290 DATE: 071022 14:21:47
199X DN-101 UNKNOWN

(59) CR108770 L/RAD LONG 60C

MAX = 19.10 at 33.52 MS MIN = -25.90 at 48.88 MS

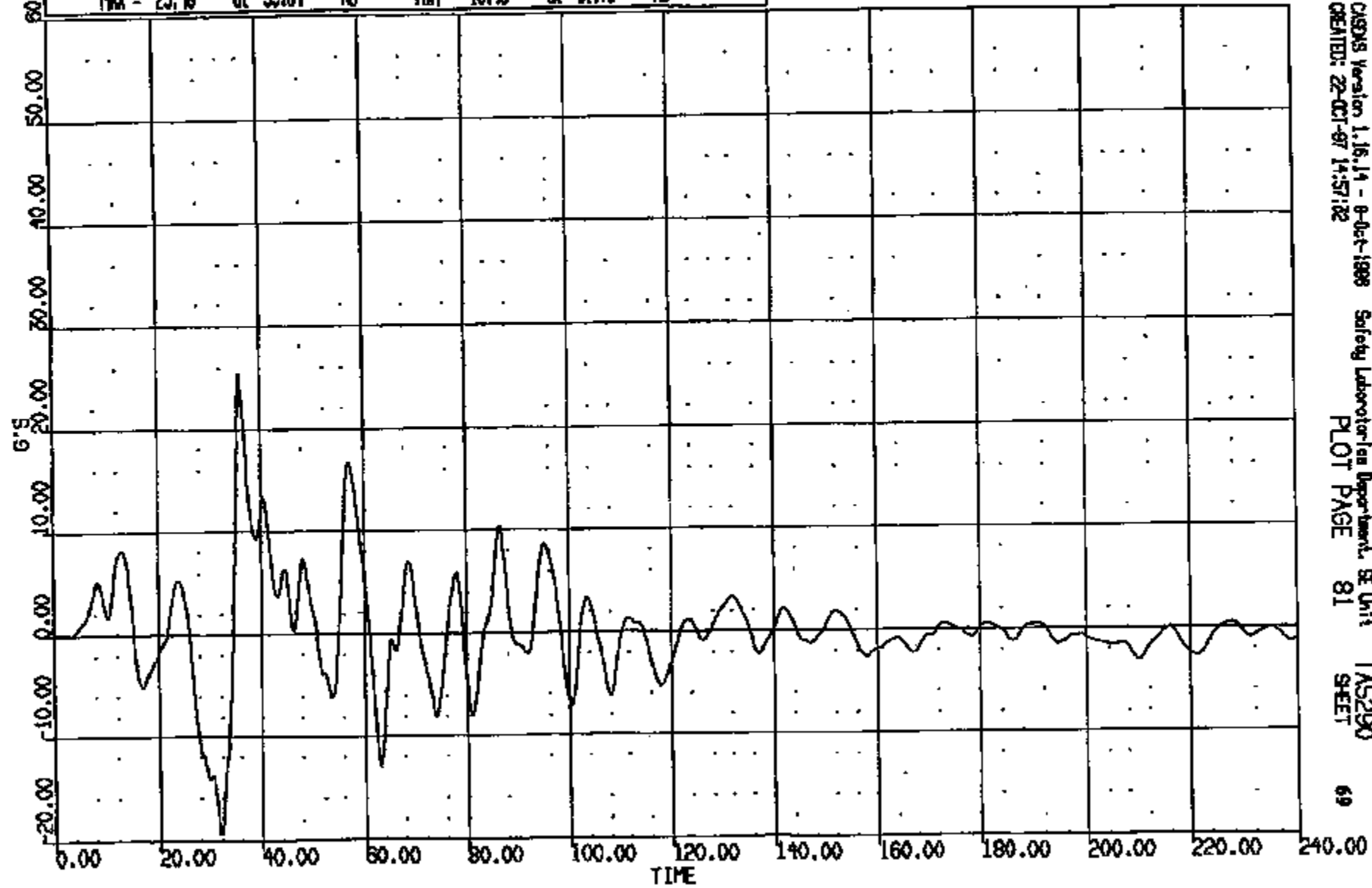
AXIS 1



CRIS 0010877

CR R: 10877 TO: TAS290 DATE: 971022 14:21:47
199X ON-101 UNKNOWN

(60) CR10877B L/RAD VERT 60C
MAX = 25.48 at 35.84 MS MIN = -19.45 at 31.76 MS **AXIS 1**

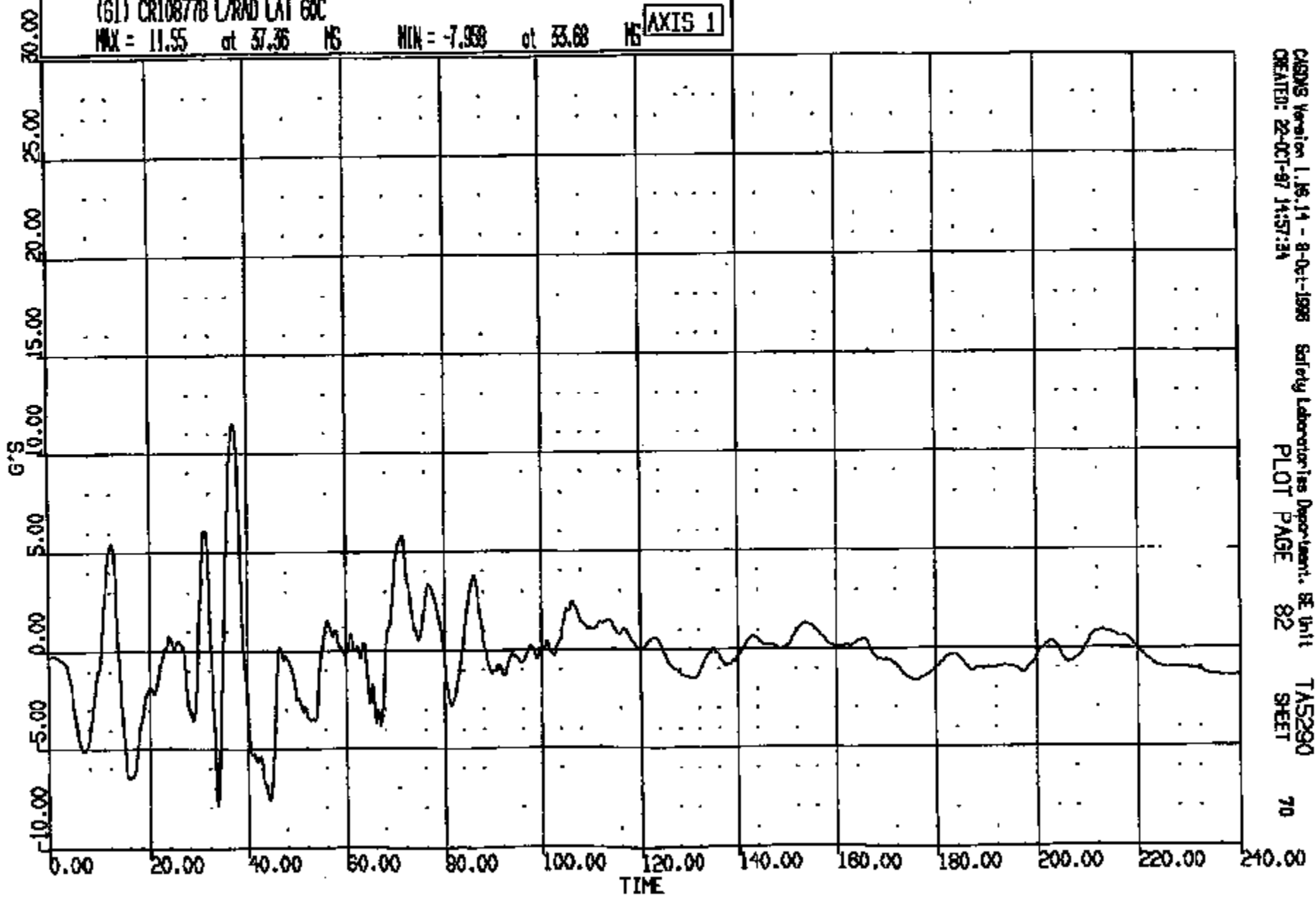


CRTS 0010877

CASDS Version 1.16.14 - 8-Oct-1998 Safety Laboratory Department, SE Unit
CREATED: 22-Oct-97 14:57:32 PLOT PAGE 81 TAS290 SHEET 69

CR R = 10877 TO: TAS290 DATE: 871022 14:21:47
199X DN-101 UNKNOWN

(S1) CR10877B L/RAD LAT 60C
MAX = 11.55 at 37.36 MS MIN = -7.958 at 33.68 MS **AXIS 1**



CASINS Version 1.16.14 - 8-01-1998 Safety Laboratories Department, BE Unit TAS290
CREATED: 22-OCT-87 14:57:34 PLOT PAGE 82 SHEET 70

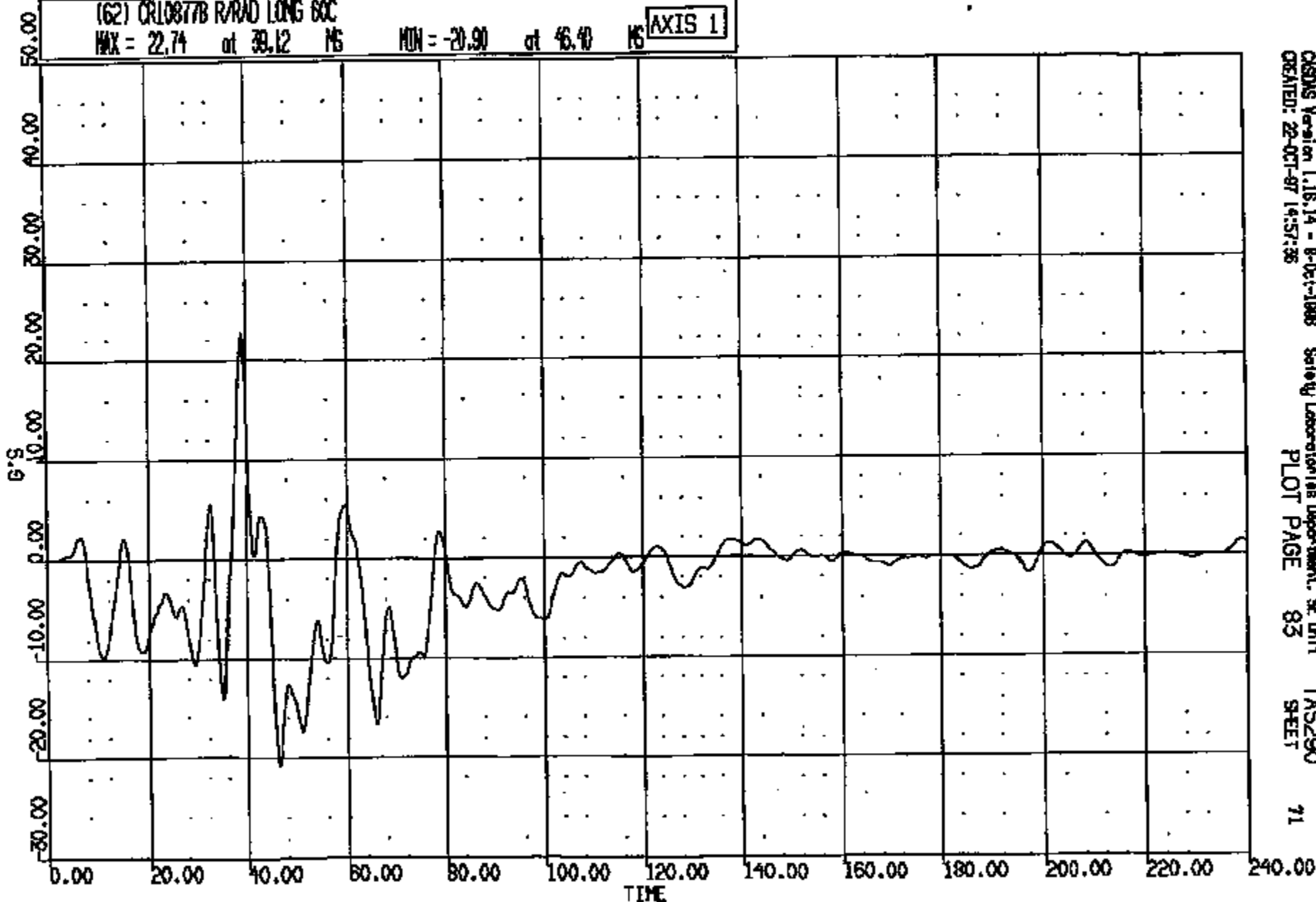
CRTS 0010877

DR R: 10877 TO: TAS290 DATE: 971022 14:21:47
199X ON-101 UNKNOWN

(62) CR10877B R/RAD LONG SOC

MAX = 22.74 at 39.12 MS MIN = -20.90 at 46.40 MS

AXIS 1

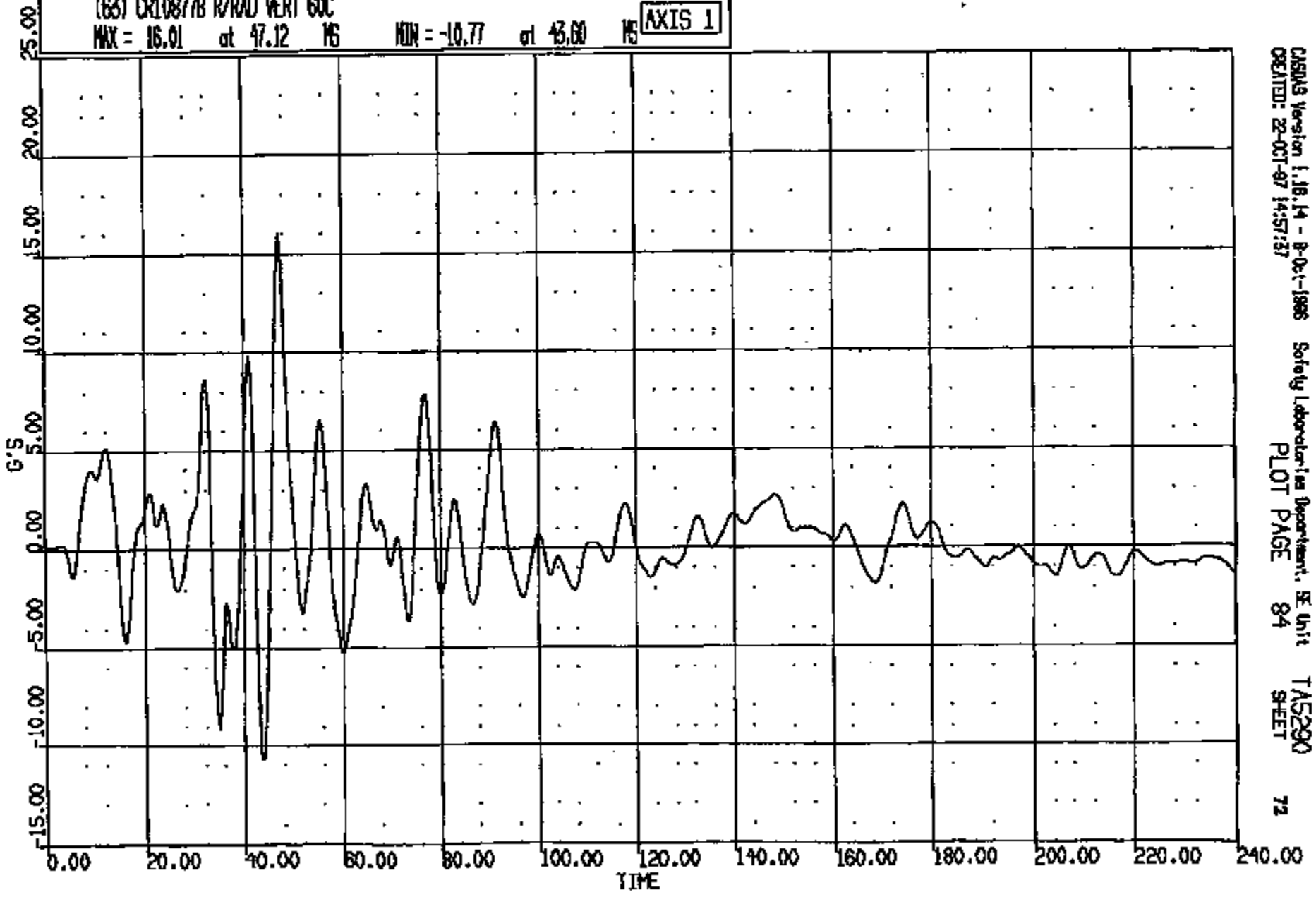


CASUS Version 1.16.14 - 8-Oct-1998 Safety Laboratories Department, SE Unit TAS290
CREATED: 22-Oct-97 14:57:36 PLOT PAGE 83 SHEET 71

CRIS 0010877

CR: 10877 TO: TAS290 DATE: 971022 14:21:47
199X DN-101 UNKNOWN

(63) CR10877B R/RAD VERT 60C
MAX = 16.01 at 47.12 MS MIN = -10.77 at 43.60 MS **AXIS 1**

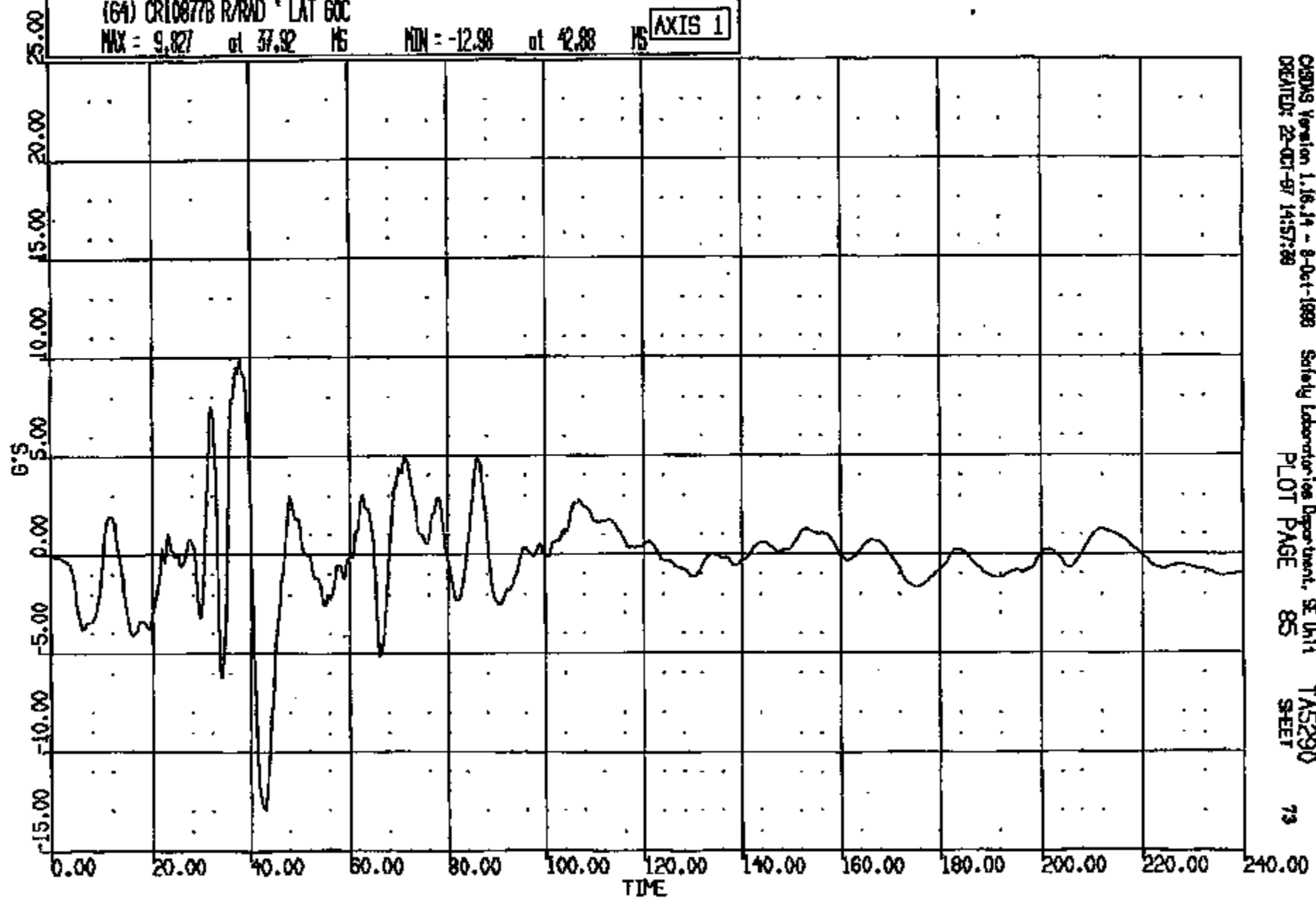


CASMS Version 1.16.14 - 8-Oct-1996 Safety Laboratories Department, SE Unit TAS290
CREATED: 22-OCT-97 14:57:37 PLOT PAGE 84 SHEET 72

CRIS 0010877

CR R: 10877 TO: TAS290 DATE: 871022 14:21:47
199X DN-101 UNKNOWN

(64) CR10877B R/RAD * LAT 60C
MAX = 9.827 at 37.32 MS MIN = -12.98 at 42.38 MS AXIS 1



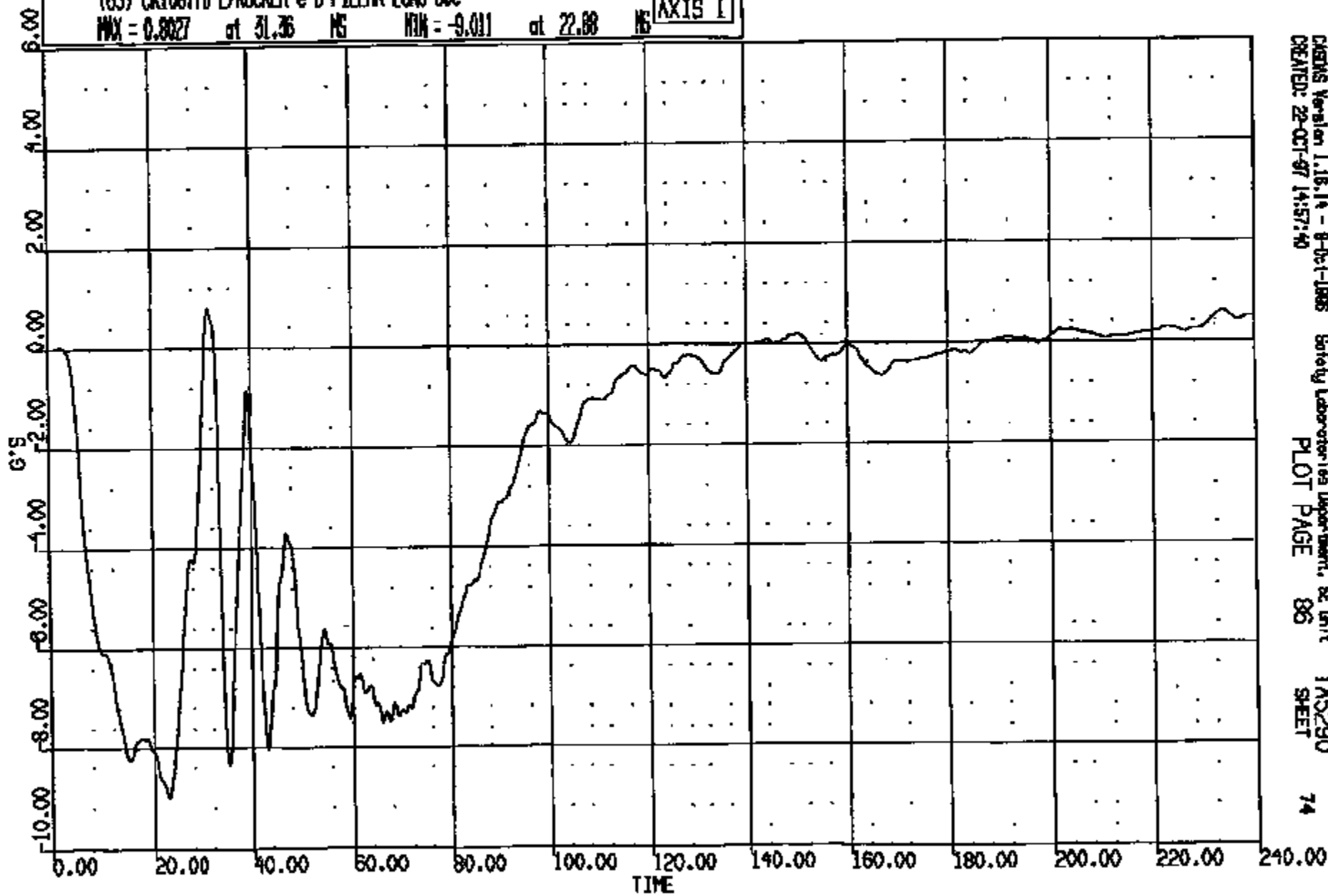
CRIS 0010877

CR R: 10877 TO: TA5290 DATE: 971022 14:21:47
100X DN-101 UNKNOWN

(65) CR108778 L/ROCKER @ B-PILLAR LONG 60C

MAX = 0.0027 at 31.36 MS MIN = -9.011 at 22.88 MS

AXIS 1



CRAMS Version 1.16.14 - 8-Oct-1985
CREATED: 22-OCT-97 14:57:40

Safety Laboratories Department, SE Unit
PLOT PAGE 86

TA5290
SHEET

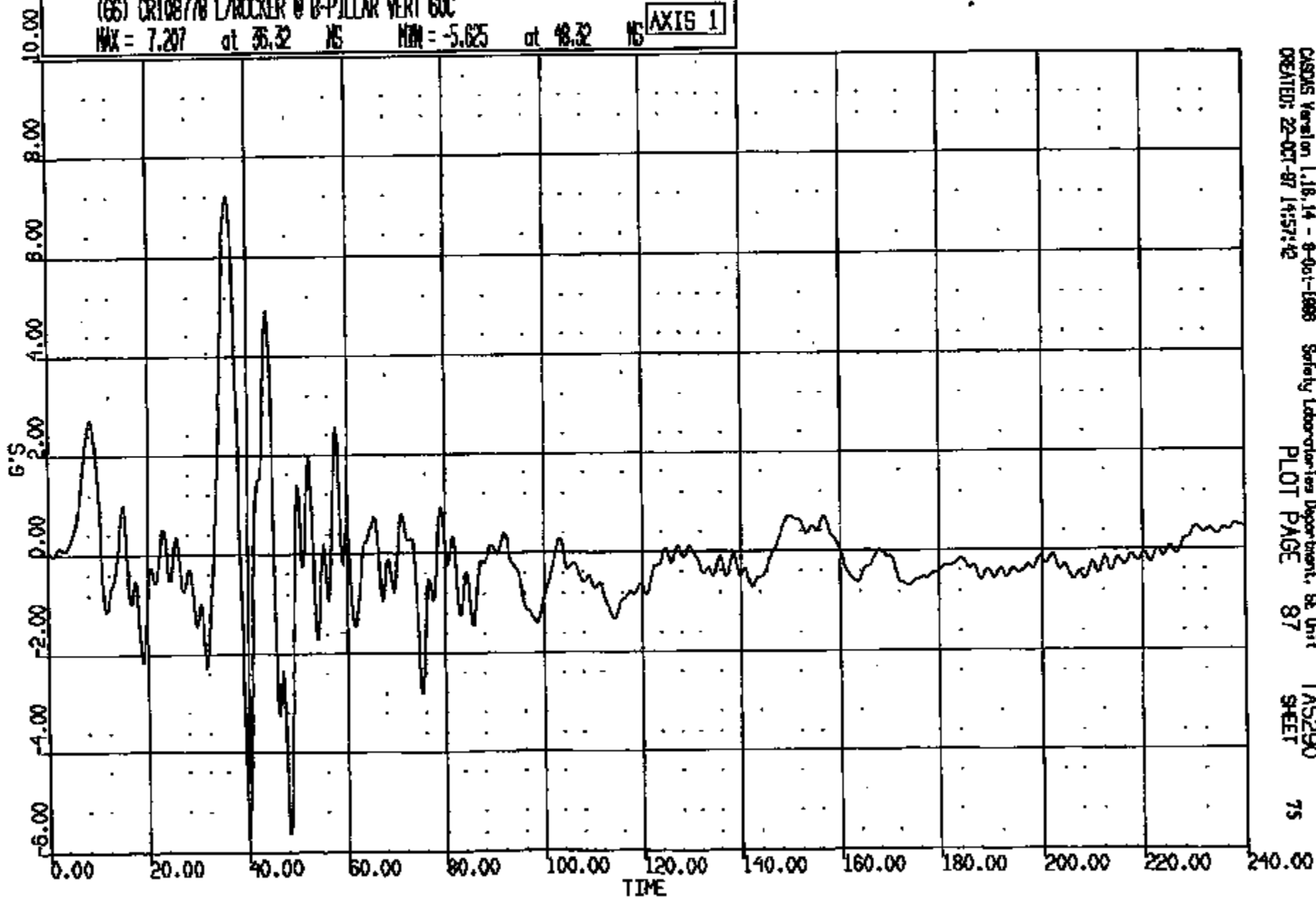
74

CRTS 0010877

CR R: 10877 TO: TAS290 DATE: 871022 14:21:47
199X DN-101 UNKNOWN

(66) CR108770 L/ROCKER @ B-PILLAR VERT 60C
MAX = 7.207 at 35.32 NS MIN = -5.625 at 48.32 NS

AXIS 1



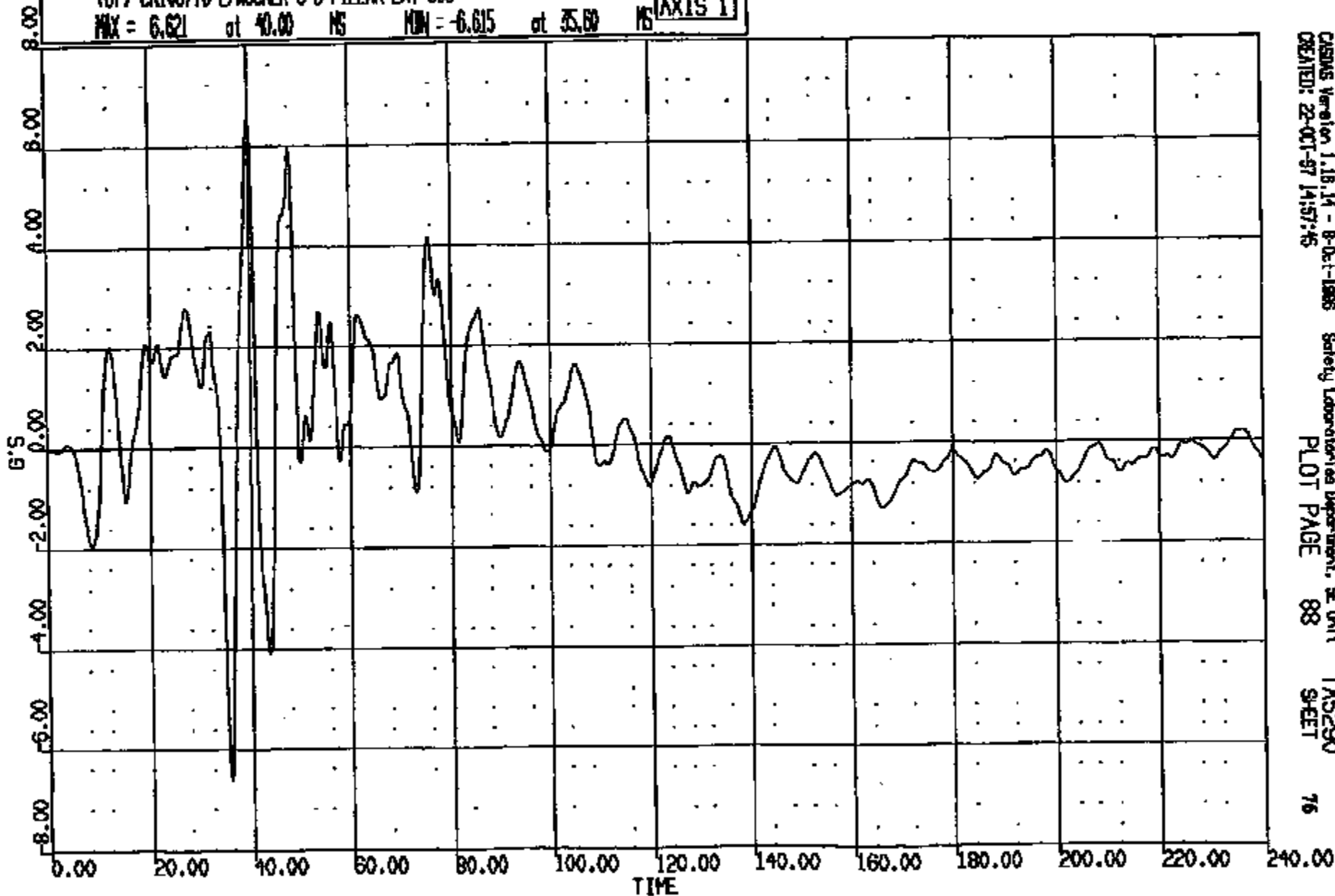
CR10877

CR R: 10877 TO: TAS290 DATE: 971022 14:21:47
189X DN-101 UNKNOWN

(67) CR108778 L/ROCKER @ B-PILLAR LAT 80C

MAX = 6.621 at 40.00 NS MIN = -6.615 at 35.60 NS

AXIS 1



CRSAMS Version 1.16.14 - B-Oct-1986
CREATED: 22-OCT-97 14:57:45

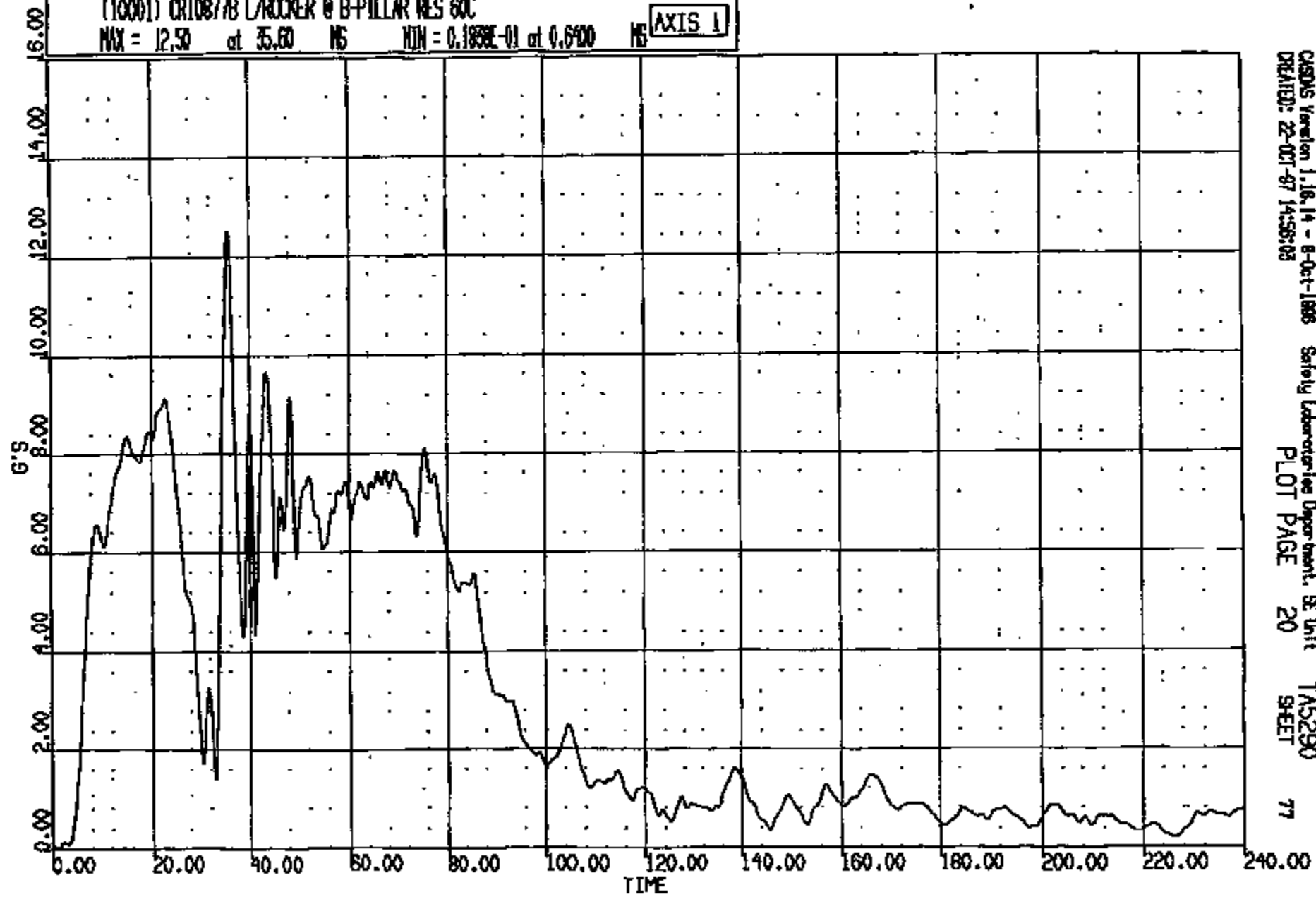
Safety Laboratories Department, SE Unit
PLOT PAGE 88

TAS290
SHEET 76

CRIS 0010877

CR #: 10877 TO: TA5290 DATE: 971022 14:21:47
100X DN-101 UNKNOWN

(10001) CR10877B L/ROCKER @ B-PILLAR RES 60C
MAX = 12.50 at 35.60 MS MIN = 0.188E-01 at 0.6400 MS **AXIS 1**

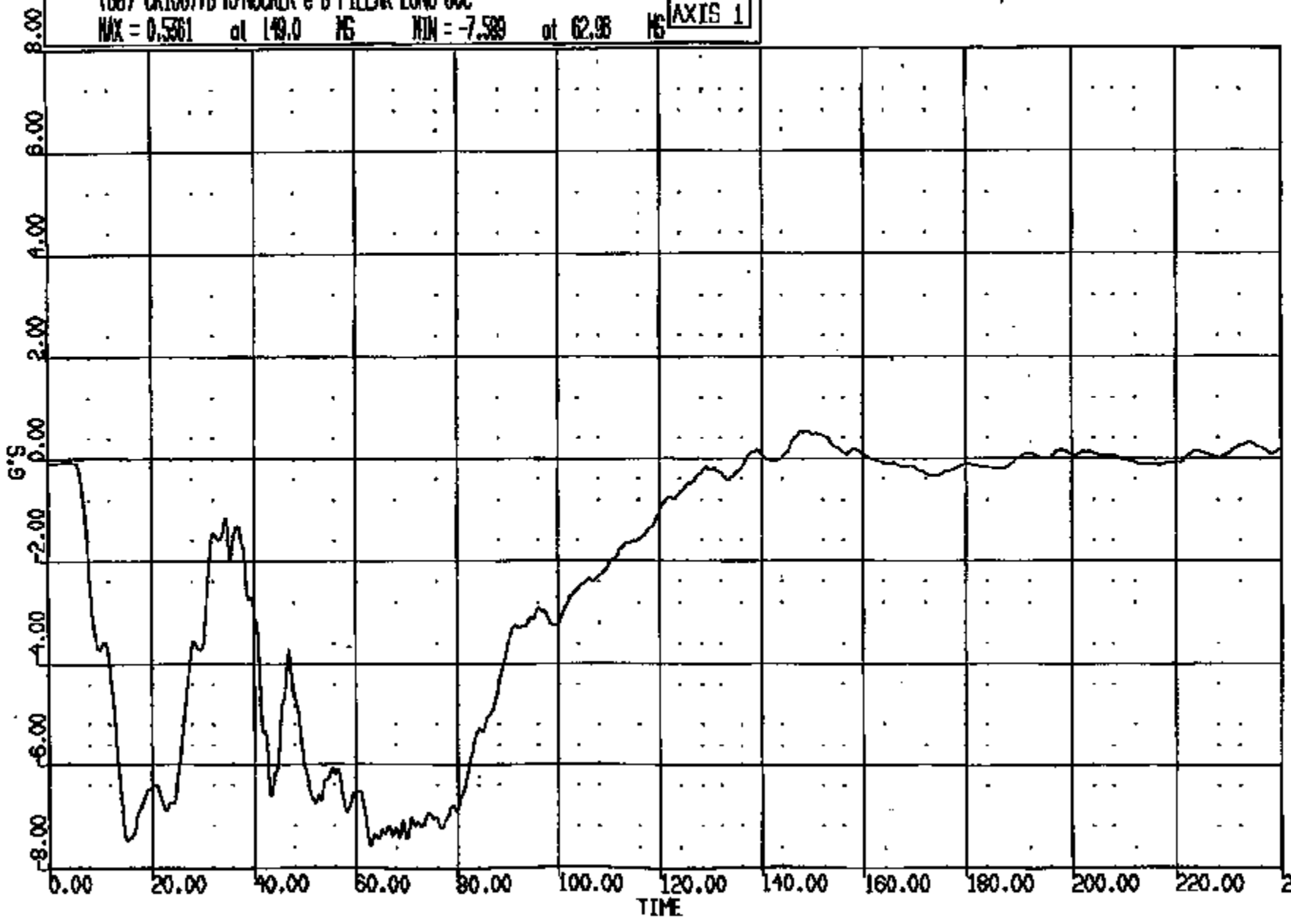


CASDS Version 1.16.14 - 8-Oct-1988 Safety Laboratories Department, SE Unit TA5290
CREATED: 22-OCT-87 14:58:03 PLOT PAGE 20 SHEET 77

CRTS 0010877

CR R: 10877 TO: TA5290 DATE: 971028 14:21:47
100X DN-101 UNKNOWN

(68) CR10877B R/HOOKER @ B-PILLAR LONG 60C
MAX = 0.5361 at 149.0 MS MIN = -7.589 at 62.96 MS **AXIS 1**

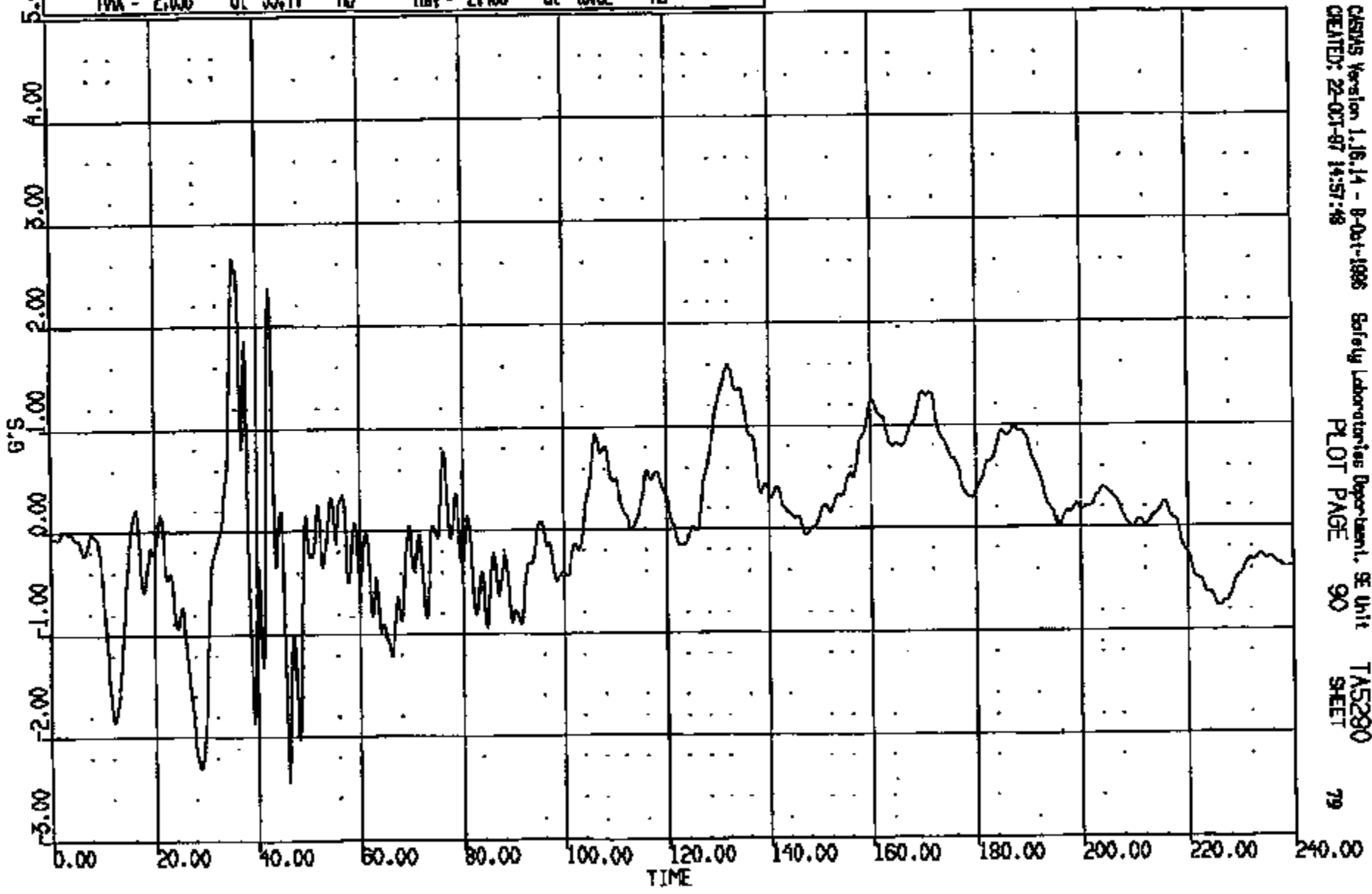


CRDS Version 1.10.14 - 8-Oct-1998 Safety Laboratories Department, SE Unit TA5290
CREATED: 22-OCT-97 14:57:46 PLOT PAGE 89 SHEET 78

CRTS 0010877

CR R: 10877 TD: TA5280 DATE: 971022 14:21:47
189X DN-101 UNKNOWN

(69) CR10877B R/ROCKER @ B-PILLAR VERT GOC
MAX = 2.658 at 35.44 MS MIN = -2.436 at 15.92 MS AXIS 1

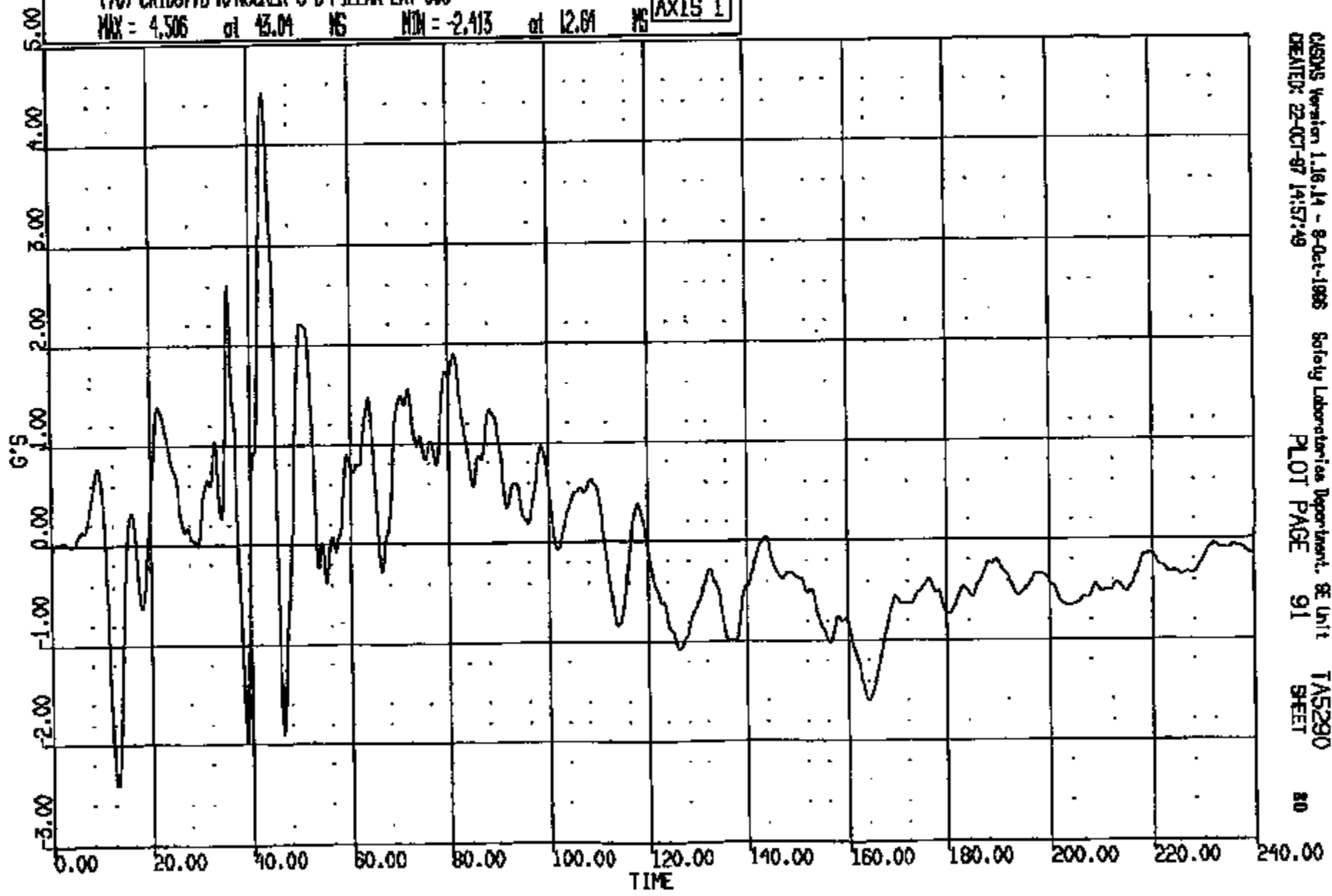


CRIS 0010877

CRSIS Version 1.16.14 - 8-Oct-1996 Safety Laboratories Department, SE Unit TA5280
CREATED: 22-OCT-97 14:57:48 PLOT PAGE 90 SHEET 79

CR R: 10877 TO: TAS290 DATE: 971022 14:21:47
199X DN-101 UNKNOWN

(70) CR10877B R/ROCKER @ B-PILLAR LAT 60C
MAX = 4.506 at 43.04 MS MIN = -2.413 at 12.61 MS **AXIS 1**

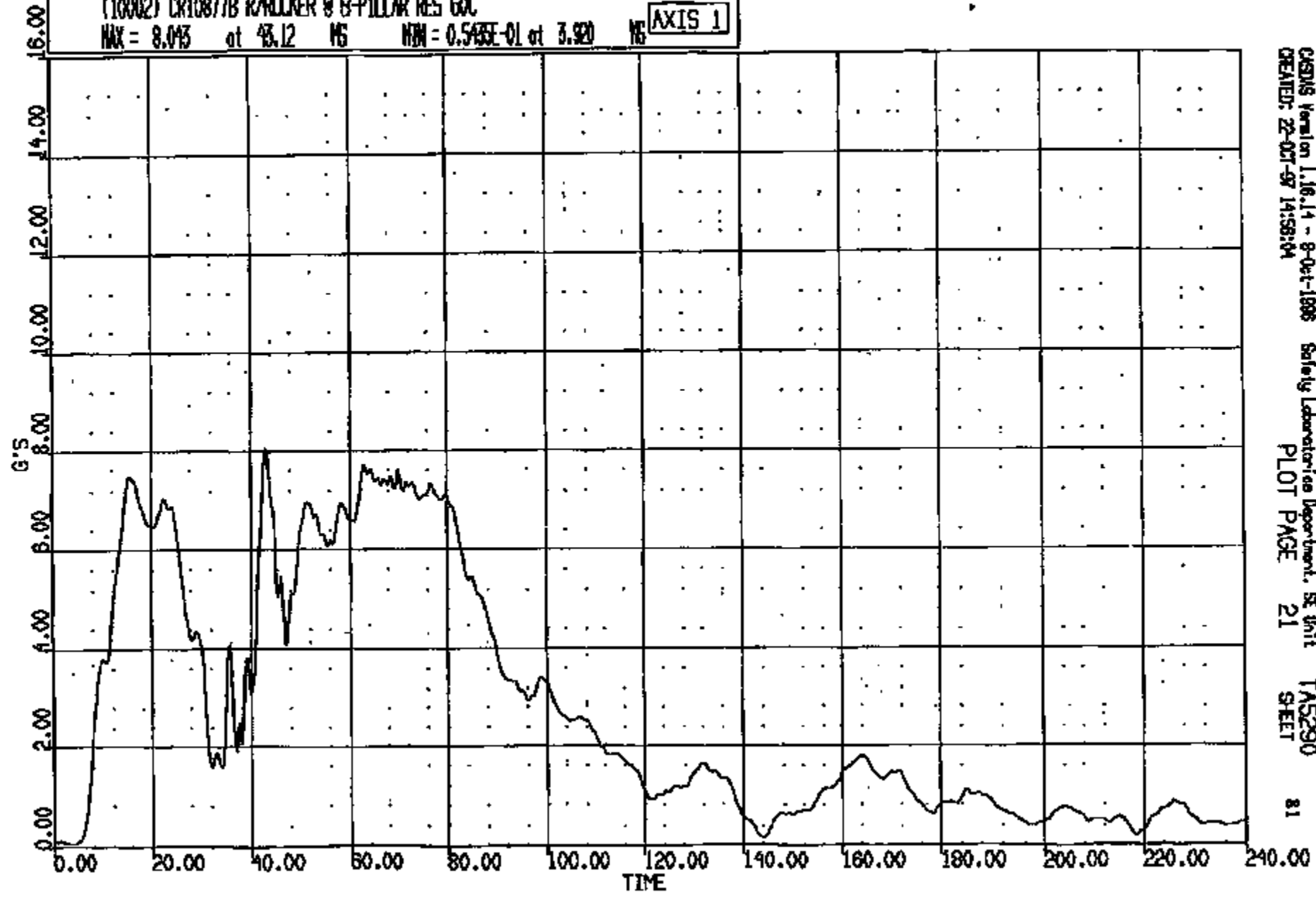


CRTS 0010877

CASONS Version 1.16.14 - 9-Oct-1986 Safety Laboratories Department, SE Unit TAS290
CREATED: 22-OCT-97 14:57:49 PLOT PAGE 91 SHEET 80

CR R: 10877 TO: TAS290 DATE: 971022 14:21:47
189X DN-101 UNKNOWN

(10002) CR10877B R/ROCKER @ B-PILLAR RES GOC
MAX = 8.043 at 43.12 MS MIN = 0.5435E-01 at 3.920 MS **AXIS 1**



CRTS 0010877

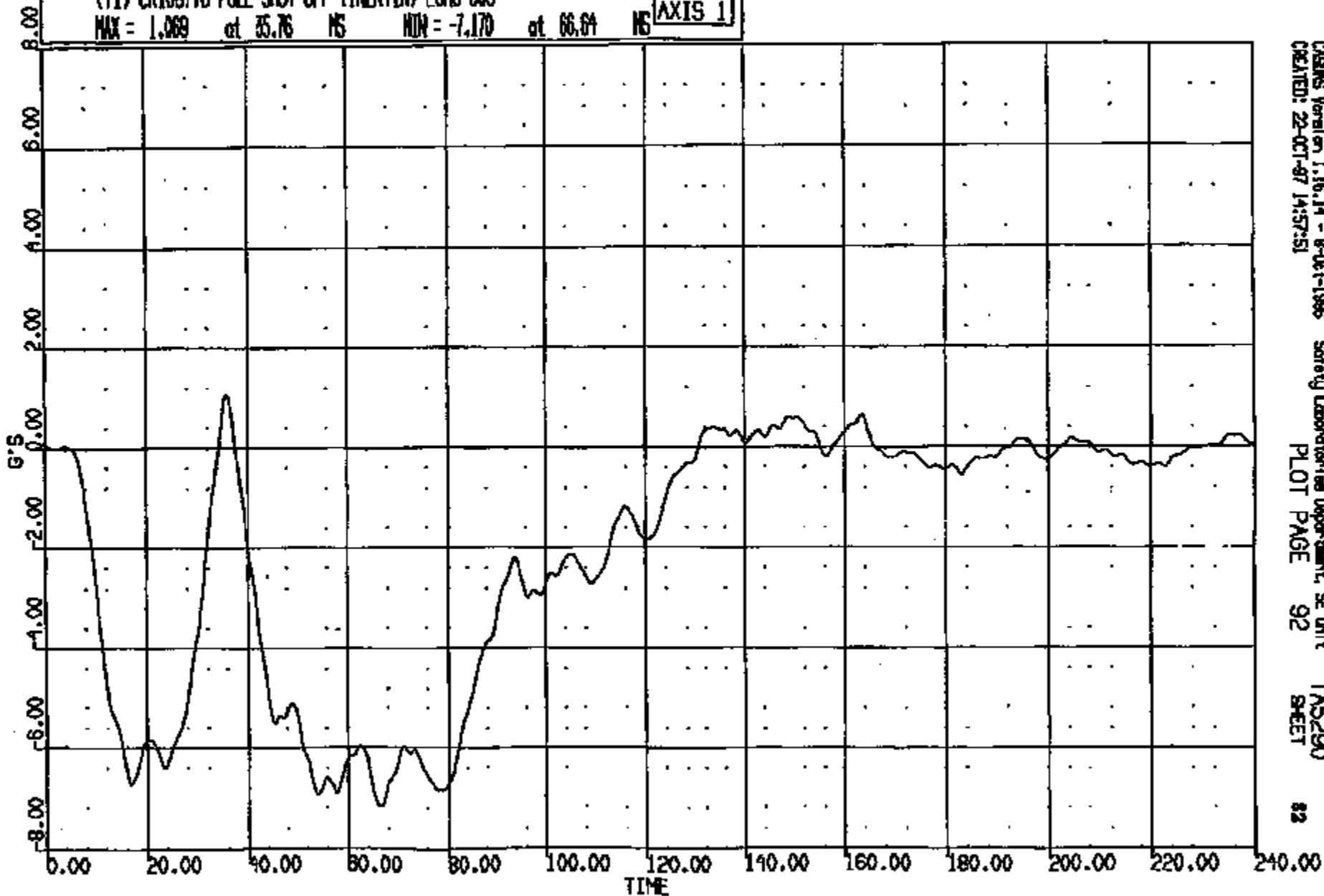
CRSIS Version 1.16.14 - 9-Oct-1998 Safety Laboratories Department, SE Unit TAS290
CREATED: 22-OCT-97 14:58:04 PLOT PAGE 21 SHEET 81

CR R: 10877 TO: TA5290 DATE: 971022 14:21:47
199X DN-101 UNKNOWN

(71) CR10877B FUEL SHUT OFF (INERTIA) LONG GDC

MAX = 1.069 at 35.76 MS MIN = -7.170 at 66.64 MS

AXIS 1



CRAMS Version 1.16.14 - 8-Oct-1996
CREATED: 22-OCT-97 14:57:51

Safety Laboratories Department, SE Unit
PLOT PAGE 92

TA5290
SHEET

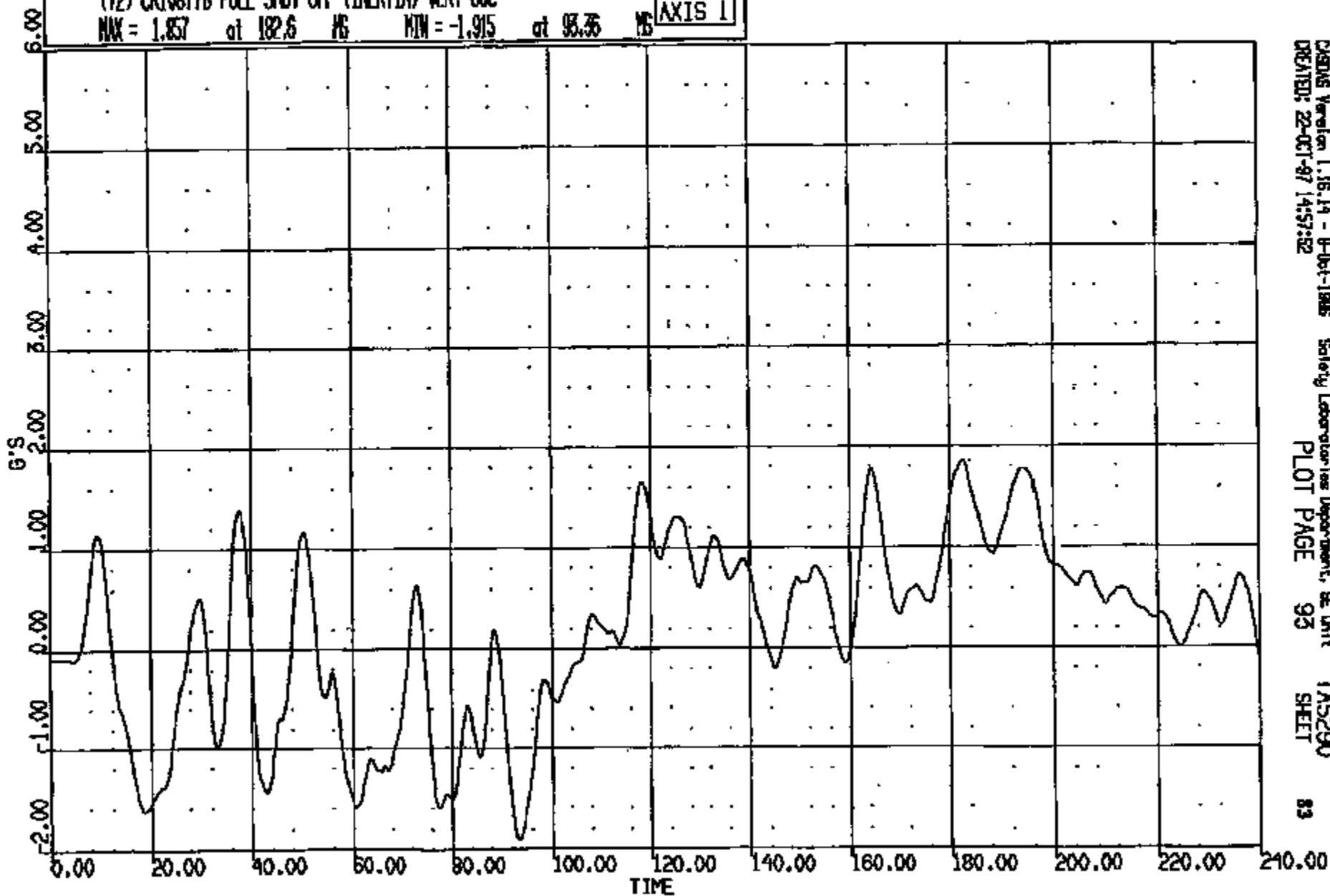
82

CRTS 0010877

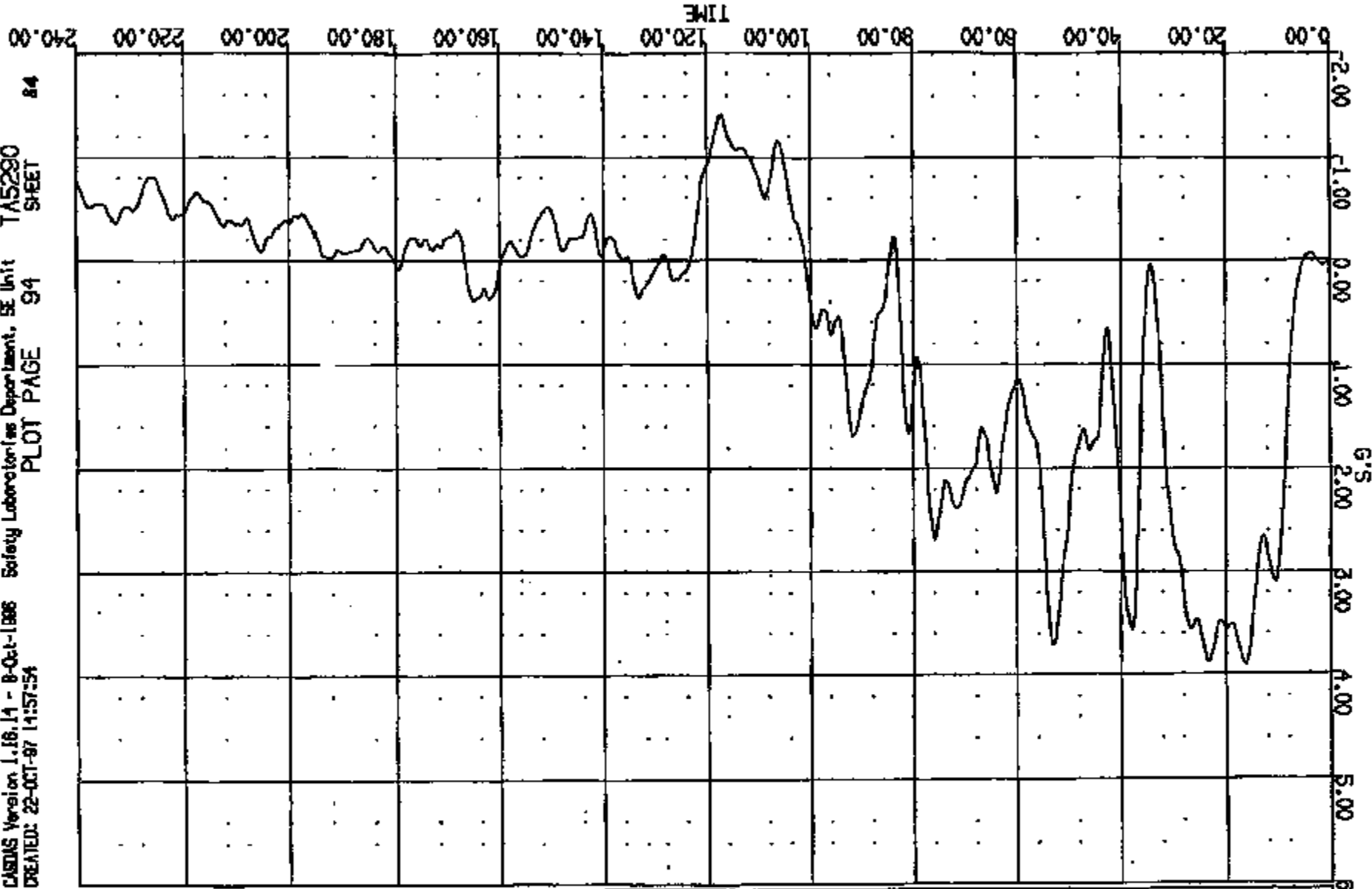
CR #: 10877 TO: TA5290 DATE: 971022 14:21:47
189X DN-101 UNKNOWN

(72) CR10877B FUEL SHUT OFF (INERTIA) WERT 60C
MAX = 1.857 at 182.6 MS MIN = -1.915 at 93.36 MS

AXIS 1



CRTS 0010877

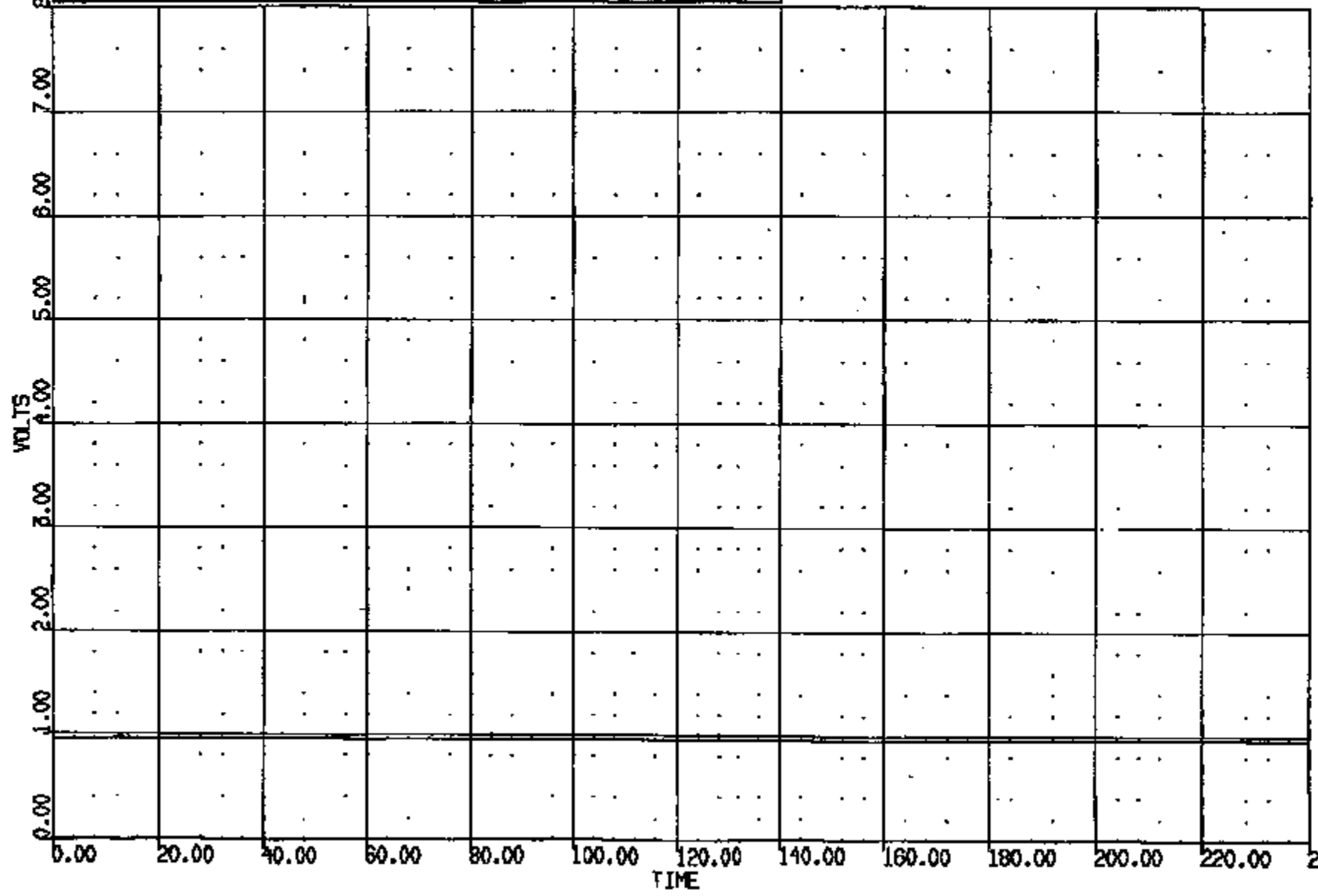


DR N: 10877 TO: TA5290 DATE: 871022 14:21:47
198X DN-101 UNKNOWN

(73) CR10877B FUEL SHUT OFF (INERTIA) LAT 60C
MAX = 3.912 at 16.90 MS MIN = -1.415 at 172.2 MS
AXIS 1

CR R: 10877 TO: TAS290 DATE: 971022 14:21:47
199X DN-101 UNKNOWN

(74) CR10877B FUEL SHUT OFF (INERTIA) SW 4000C
MAX = 0.9570 at -.7629E-05 MS MIN = 0.9570 at -.7629E-05 MS AXIS 1

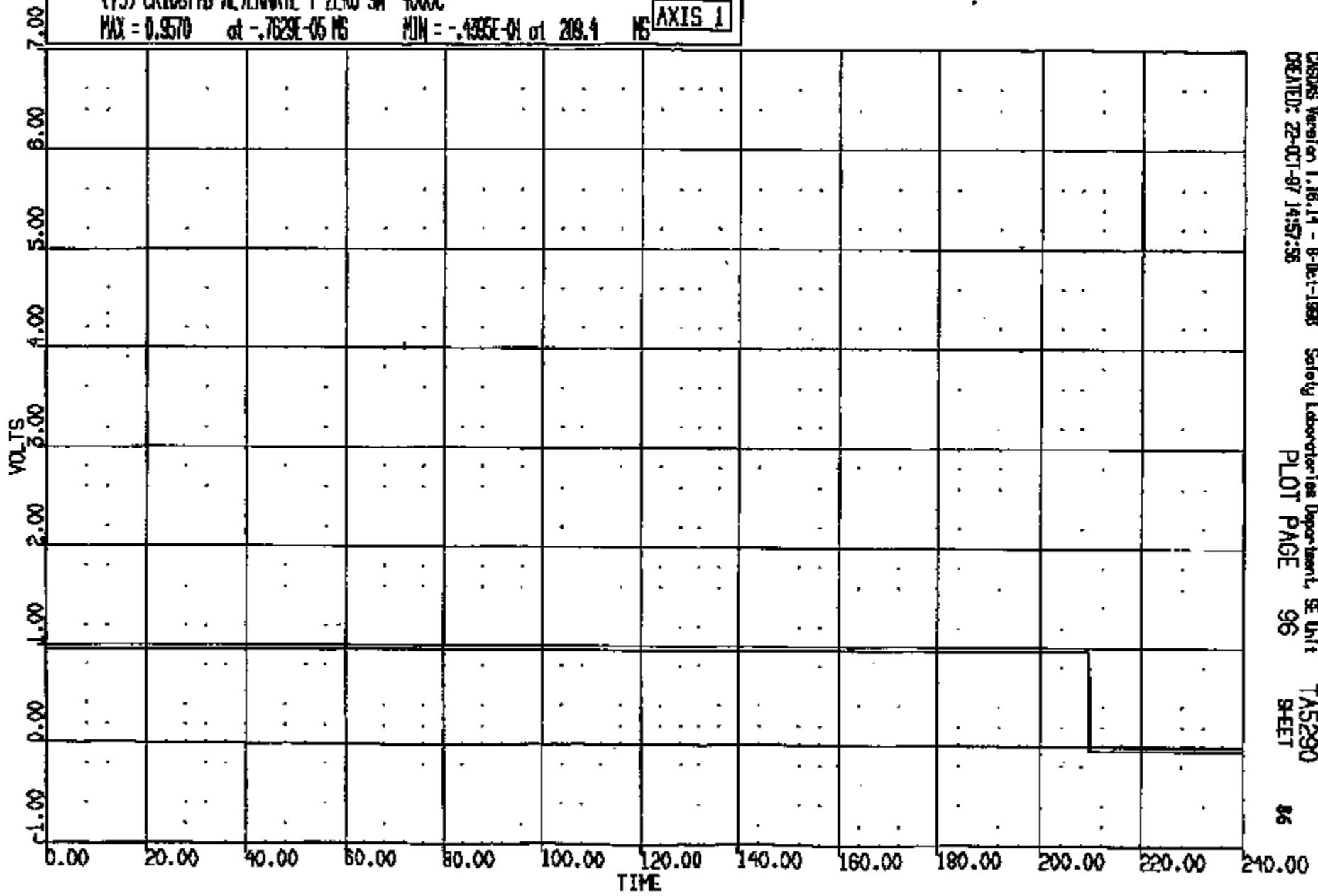


CRS006 Version 1.16.14 - 8-Oct-1998 Safety Laboratories Department, SE Unit
CREATED: 22-OCT-97 14:57:55 TAS290
PLOT PAGE 95 SHEET 85

CRTS 0010877

CR R: 10877 TO: TA5290 DATE: 871022 14:21:47
189X DN-101 UNKNOWN

(75) CR10877B ALTERNATE T-ZERO SW 4000C
MAX = 0.9570 at -.7629E-05 MS MIN = -.4395E-01 at 208.4 MS **AXIS 1**



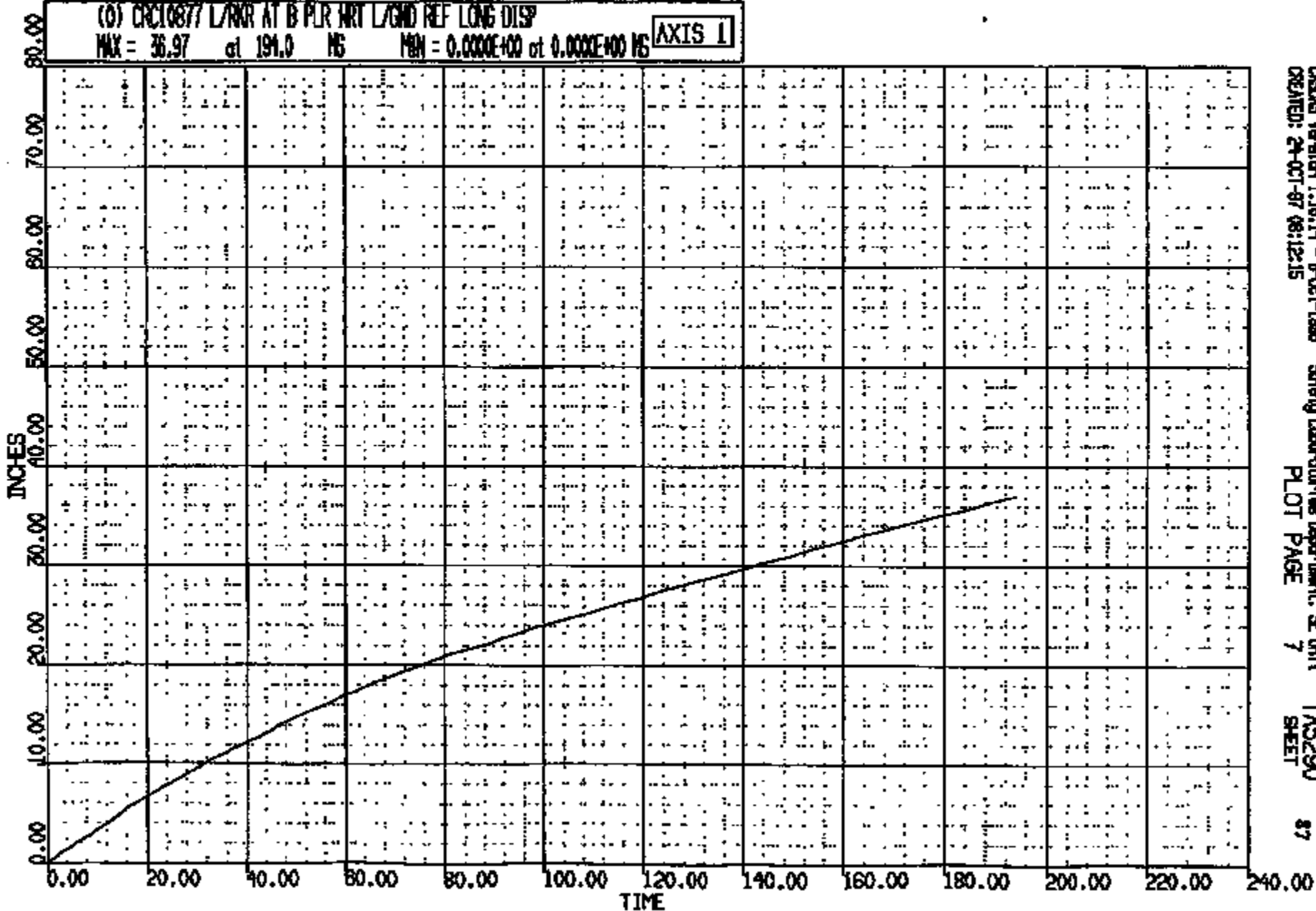
CASMS Version 1.16.14 - 8-Oct-1988 Safety Laboratories Department, SE Unit TA5290
CREATED: 22-OCT-87 14:57:56 PLOT PAGE 96 SHEET 06

CRIS 0010877

CR R: 10877 TO: TAs290 DATE: 871022 14:21:47
198X DN-101 UNKNOWN

(0) CR010877 L/R/R AT B PLR WRT L/GND REF LONG DISP
MAX = 36.97 at 194.0 MS MIN = 0.000E+00 at 0.000E+00 MS

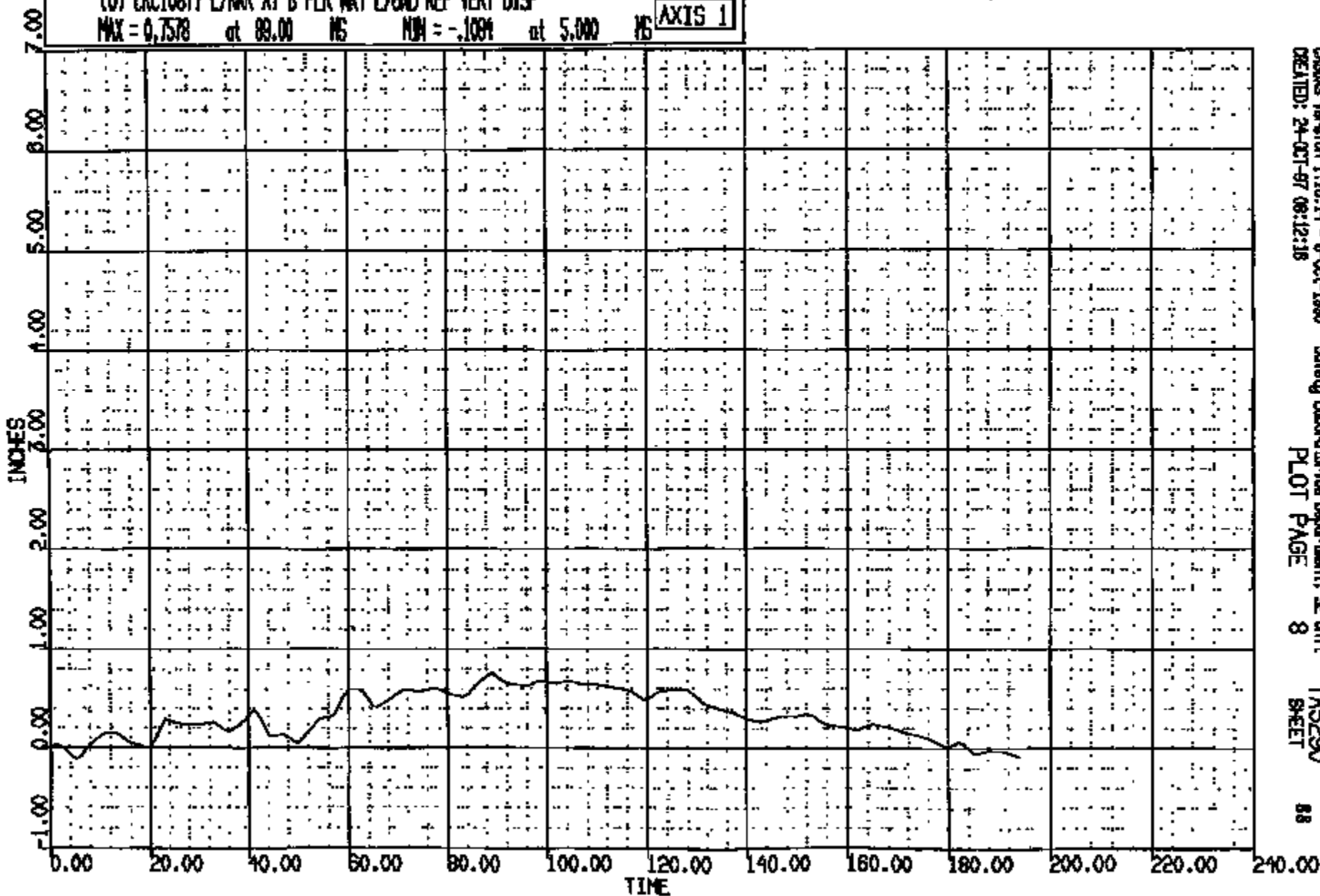
AXIS 1



CRTS 0010877

CR R: 10877 TO: TMS290 DATE: 871022 14:21:47
199X DN-101 UNKNOWN

(0) CR10877 L/PKR AT B PLR ART L/END REF VERT DISP
MAX = 0.7578 at 89.00 MS MIN = -.1091 at 5.000 MS **AXIS 1**

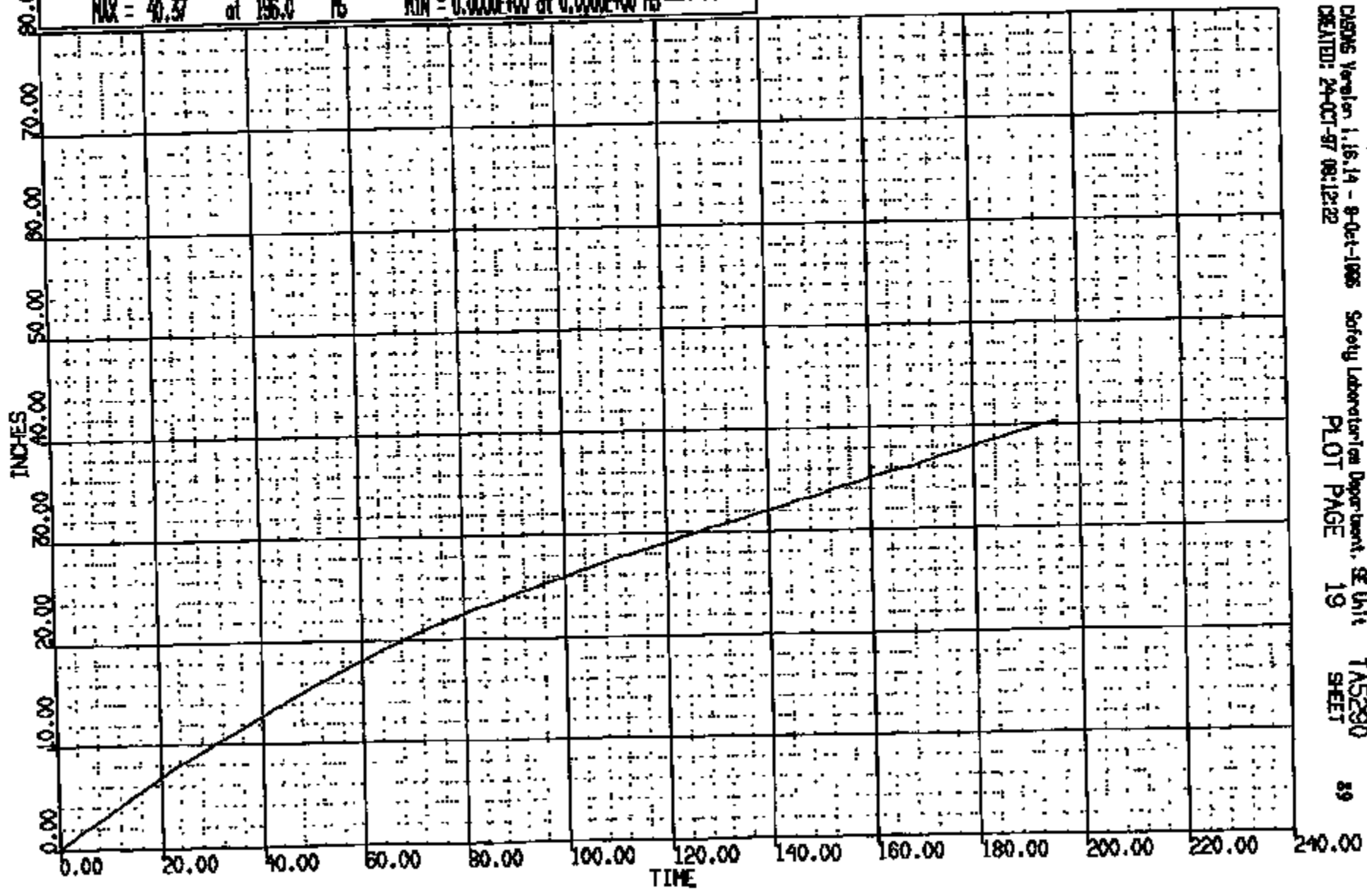


CR10877

CR R: 10877 TO: TAS290 DATE: 971022 14:21:47
188X DN-101 UNKNOWN

(0) CRIC10877 R/RNR AT B PLR WRT R/GND REF LONG DISP
MAX = 40.37 at 196.0 MS MIN = 0.000E+00 at 0.000E+00 MS

AXIS 1

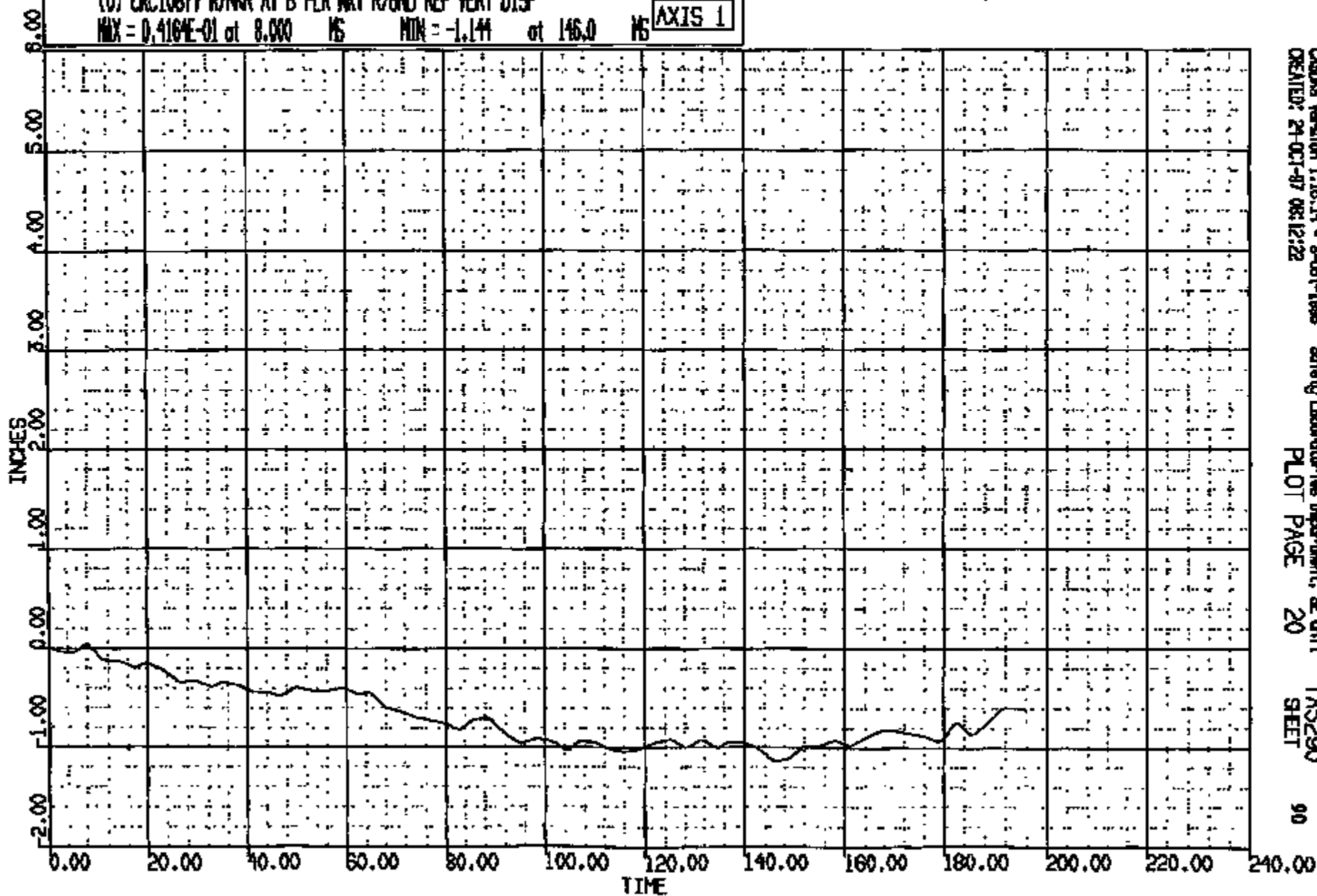


CRITS 0010877

CR R: 10877 TO: TAS290 DATE: 971022 14:21:47
100X DN-101 UNKNOWN

(O) CRC10877 R/R/R AT B PLR WRT R/GND REF VERT DISP

MAX = 0.4164E-01 at 8.000 MS MIN = -1.144 at 146.0 MS AXIS 1




CASDS Version 1.16.14 - 8-Oct-1998
CREATED: 21-OCT-97 08:12:22

Safety Laboratories Department, SE Unit
PLOT PAGE 20

TAS290
SHEET


90

CRTS 0010877



Name: 10677001.JPG


CRTS 0010877



10877002.JPG

Frame 1

CRTS 0010877



404

10877003.JPG


Frame 1

CRTS 0010877




Image 1 10877004.JPG

CRTS 0010877




10877005.JPG

CRIS 0010877



Name: 10877005.JPG

CRTS 0010877



Name: 10877007.JPG

CRTS 0010877



10877008.JPG

CRTS 0010877

Maps 1 10817009 .JPG

CRTS 0010877




Image 1 10877610.JPG

CRTS 0010877




Image: 10877011.JPG

CRTS 0010877




Image 1 10877012.JPG

CRTS 0010877



10877013.JPG

Image 1

CRTS 0010877



Image: 10877014.JPG

CRTS 0010877



Name: 10877015.388

CRTS 0010877

Name: 10877016.JPG

CRTS 0010877




Image 1 10877017.JPG

CRTS 0010877



Name: 10877018.JPG


CRTS 0010877



10877019.JPG

Image 1


CRTS 0010877



10877020.079


Page 1

CRTS 0010877



Name: 10877021-JF9

CRTS 0010877



10877022.JPG

Memo:

CRTS 0010877





Image: 10877023.JPG

CRTS 0010877



Name: 10877024.jpg


CRTS 0010877



South Kensington Hotel

Image: 10877025.JPG

CRTS 0010877




10877028.JPG

CRTS 0010877




Name: 10077027.JPG



10877028.JPG

Name:

CRTS 0010877



Frame: 10877029.JPG

CRTS 0010877





Image: 10877030.jpg

CRTS 0010877



0690
10/1/77

Page 1 10877031.JPG

CRTS 0010877

Image: 10877032.JPG

CRTS 0010877



Image 1 10877033. J10

CRTS 0010877




Image: 10877034.JPG

CRTS 0010877



Image: 10877035.JPEG

CRTS 0010877



10977036.JPG


Frame 1

CRTS 0010877



Name: 10677037.JPG

CRTS 0010877



10877038.JPG

CRIS 0010877




Image: 10877039.JPG

CRTS 0010877



10877040.JPG

Name:

CRTS 0010877

Image 1 10877041.JPG

CRTS 0010877

Image: 10877042.JPG

CRTS 0010877




Image 1 10677043.JPG

CRTS 0010877



30877044.079

CRTS 0010877

TEST AUTHORIZATION

TEST ORDER NUMBER TA5290

TO: J. Kiledonik		CC: D. POLANSKI M. HAMILTON N. BIRCHMAN E. J. Schlicher C. J. WEATHERS J. Kirby L. Kirby M. E. VINNITZ		REQUEST DATE 10-14-97	REQUESTED COMPLETION DATE 10-17-97
				REQUEST NUMBER TA5290	PROBLEM NUMBER N/A
				REQUESTING SECTION AVR215A	
TITLE OF TEST D186 20 mph Car-Car Frontal Offset Impact				PARTS DUE DATE 10-10-97	
TYPE OF TEST K VEHICLE BATCH		VEHICLE NUMBER OR OTHER IDENTIFICATION 3C3Y517 ✓		VEHICLE MODEL & YEAR TAURUS 00	
LABORATORY OTHER				PRODUCT OR ENG. LETTER EDC-0241	
ENGINE NO. DISPL. CMB. 3.0L 4V		TRANSMISSION AXAN		TEST CONDUCTED TO CERTIFY CONTROL ITEM COMPLIANCE WITH GOVERNMENT REGULATIONS YES X NO	
TYPE OF FUEL N/A		AXLE RATIO N/A		DISPOSITION OF PARTS Boneyard	
CONVERTER N/A		IGNITION TIMING N/A		PROCUREMENT REQUIRED? YES X NO CODE	
FRAMCASE OIL AND CAPACITY N/A		TYRE SIZE AND PLY RATING N/A		REPORT CATEGORIES X ENGINEERING X DATA X RAW DATA	
VEHICLE TEST WEIGHT FRONT 2200 REAR 1565 TOTAL 3854		TYRE PRESSURE FRONT 30 REAR 30		MAIL REPORT TO: ROOM AV1232 BLDG 2	

1. OBJECT OF TEST: **D186 Sensor Development**
2. TEST PROCEDURE: **CRS-00**
3. NUMBER OF SAMPLES: **1**
4. RLS PER SAMPLE: **0**
5. ITEMS TO BE TESTED:

DESCRIPTION	PART NO.	QUANTITY
D186 AP (FRONT VEHICLE)	1FALP03K3V0213556	(01)
D186I Secondary "B" Vehicle	1DELN06U6A600003	(01)

PHOTO COPY

NO. 7-7-12

2018

REQUESTING DEPT NO T591	WORK ORDER/WORK TASK PO9	ISSUED/REQUESTED BY EMNR	PHONE 86185	APPROVALS BOLAND	TEST TYPE	RISK	GRN-OFF DATE
-----------------------------------	------------------------------------	------------------------------------	-----------------------	----------------------------	-----------	------	--------------

RESIDENT DO NOT WRITE BELOW THIS LINE

WORK STANDARDS NUMBER		TITLE D186 20 mph Car-Car Frontal Offset Impact							
MANDATORY				OPTIONAL					
TEST ORDER # TA5290	CATEGORY 4	TEMP SECT 1657	EST COMP DATE	PRG X	TEST ENGR'S INITI	UNIT CODE CRASH	TEST ORDER DATE 10-14-97	USER CODE	PROD CODE
PERFORMING SECT.	BLDS	MATERIAL COST	COMP. COST	PARTS DUE DATE	EST START DATE	EST COMP DATE	STATUS	COMPLETE	
DESIGN	0	\$	\$						
ENGINEERING	0	\$	\$						
TECHNICAL	0	\$	\$						
TOTAL	0	\$	\$						

TEST DEFINITION WORKSHEET

14-OCT-97 14:51

KURT L. EWING

TEST ORDER: TA5290

TEST PROCEDURE: CRS-00

REQUESTER'S COMMENTS:

TEST OBJECTIVE: Advanced Restraint Sensor Development

CUSTOM TEST SETUP:

Align vehicles such that the left front structures overlap and the marked vehicle centerlines are offset 34.25 inches. Impact test vehicle into stationary secondary vehicle @ 20 mph.

*S.V.M.
10/22/97*

RATED FUEL CAPACITY: N/A
RATED LINGERAGE LOAD: 200 lb.

OCCUPANT TYPE: Left Front: 50th% Hybrid II
Rgt. Front: 50th% Hybrid II

RESTRAINT SYSTEM:	BELT	PYRO BELT	FRONTAL BAG	SIDE BAG
Left Front:	-----None-----	-----None-----	-----None-----	-----None-----
Rgt. Front:	-----None-----	-----None-----	-----None-----	-----None-----

DUMMY POSITIONING: ST-14 DRIVER FOOT REST: NO

SENSOR SYSTEM: Monitor sensor outputs. See Sensor Map & Instrumentation Request.

SEAT POSITION:	Long.	Vert.	Seat Back Angle
Left Front:	Mech. Mid.	Full Down	26.3 deg. (From Trim)
Rgt. Front:	Mech. Mid.	Full Down	26.3 deg. (From Trim)

SEAT PACKAGE CHECK REQUIRED ? No.

DIMENSIONAL ANALYSIS: None.

TEST DEFINITION WORKSHEET

14-OCT-97 14:51

KURT L. EWING

TEST ORDER: TA5290

TEST PROCEDURE: CRS-00

FILM ANALYSIS: Right & Left Dummy head WRT rocker.
Rocker WRT ground.

STILL PHOTO: Std. Pre & Post Test Photographs

HIGH SPEED PHOTO:

1.	Offboard	Overall	Left
2.	Offboard	Overall	Right
3.	Offboard	B-Pillar Forward	Left (Need Dummy Kinematics)
4.	Offboard	B-Pillar Forward	Right (Need Dummy Kinematics)
5.	Offboard	A-Pillar Forward	Overhead
6.	Offboard	Impact Edge	Pit

Total Onboard Cameras =	0
Total Offboard Cameras =	6

Total Cameras =	6

Number Of Copies: 1

Digitized Film:	B-Pillar Forward	Left
	B-Pillar Forward	Right

SPECIAL BUILD INSTRUCTIONS:

1. Update test vehicle with following:
 - a. Floor pan modifications to accept RRD air bag sensor.
 - b. Air bag sensors.
2. Remove airbags and seatbelts.

WEIGH UP INSTRUCTIONS:

Test Vehicle:

Curb Weight:	Front=2131	Rear=1163	Total Curb=3294
Test Weight:	See Test Authorization Page 1.		

Do NOT Place Weight: Front Floor
MAY Remove To Lighten Vehicle: Deck Lid, Rear Lamps, Carpet

TEST DEFINITION WORKSHEET

14-OCT-97 14:51

KURT L. EWING

TEST ORDER: TA5290

TEST PROCEDURE: CRS-00

Interior Trim, Exhaust

Max. Added Weight to Engine: 75 lb. Allowed.
 Front Test Weight Tolerance: +10 -0
 Rear Test Weight Tolerance: +15 -0

Secondary Vehicle:

Test Weight: Front= 2098 Rear= 1294 Total= 3392 (lbf.)
 Front Test Weight Tolerance: +10 -0
 Rear Test Weight Tolerance: +15 -0

RIDE HEIGHTS:

Test Vehicle: Load to test weight & level rocker WRT ground.
 Secondary Vehicle: Load to test weight. Front bumper height shall match that of test vehicle. Level rocker WRT ground.

CONTACTS:	NAME	PHONE	PAGER
Requestor:	K. Ewing	24-66185	KEWI (313-660-6991)
Bld. Coord:	B. Pagano	32-30645	BPAG (313-705-8011)
Supervisor:	M. Jurasek	32-39958	MJUR (313-705-9990)
GFO:	S. Pingston	39-03809	SPIN (313-780-3922)

TEST ENGINEERS COMMENTS:

TEST DEFINITION WORKSHEET

14-OCT-97 14:51

KURT L. EWING

TEST ORDER: TAE290

TEST PROCEDURE: CRS-00

LAB COMMENTS:

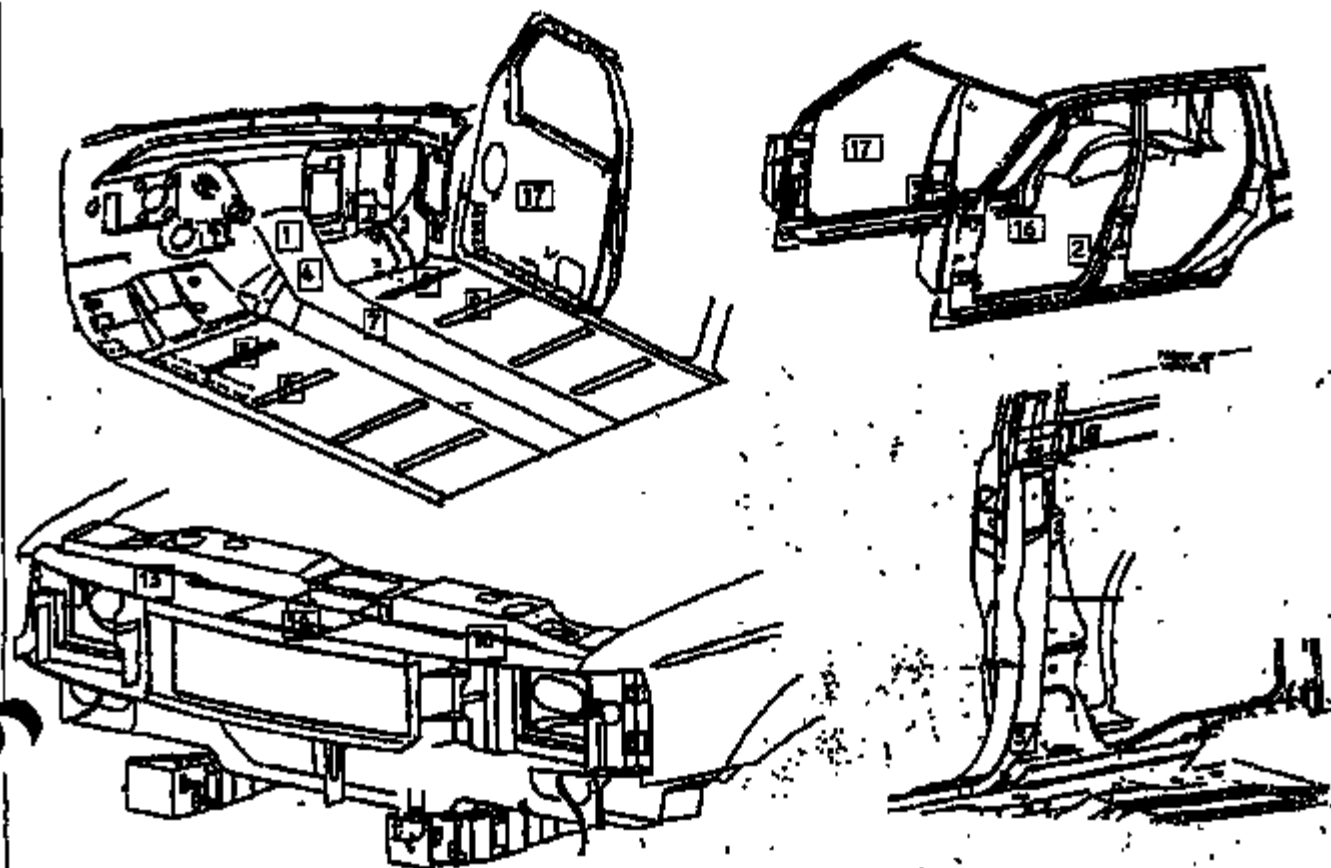
FINAL COMMENTS:

REQUESTERS FINAL COMMENTS:

Program: D188
 Vehicle ID: DC0426
 Build level: AP
 Test Mode: 20mph co/no

SENSOR MAP

Engineer: Mike Amin
 Phone #: 24-81602
 Date: 10/8/97
 Time: 3:43 PM



sensor chassis only

Location Name	Supplier	Output	Nominal (+/-)	Max/Min	Serial #
1 FRT_FLOOR_PAN_B_C/L (LSD RCH Location)	ACD1	Pa. Pres.	0	88004	387-4 DDR107
	ACD2	Dr. Bag	0		
	ACD3	Pa. Bag	0		
	ACD4	Dr. S. Sa	0		
	ACD5	Pa. S. Sa	0		
	ACD6	Dr. Pres.	0		
	ACD7	seffing			
	ACD8	STAIN	5		
1 FRT_FLOOR_PAN_B_C/L	_SCS	TRAX	On MERCH		
2 L/R-PLR_LOWER_UPPER	_SH	TRAX			
3 R/R-PLR_LOWER_UPPER	_SH	TRAX			
4 FRT_FLOOR_PAN_B_C/L (RND RCH Location)	ACD1	Pa. Pres.		88004	585-3 DDR144
	ACD2	Dr. Bag	0		
	ACD3	Pa. Bag	0		
	ACD4	Dr. S. Sa	0		
	ACD5	Pa. S. Sa	0		
	ACD6	Dr. Pres.	0		

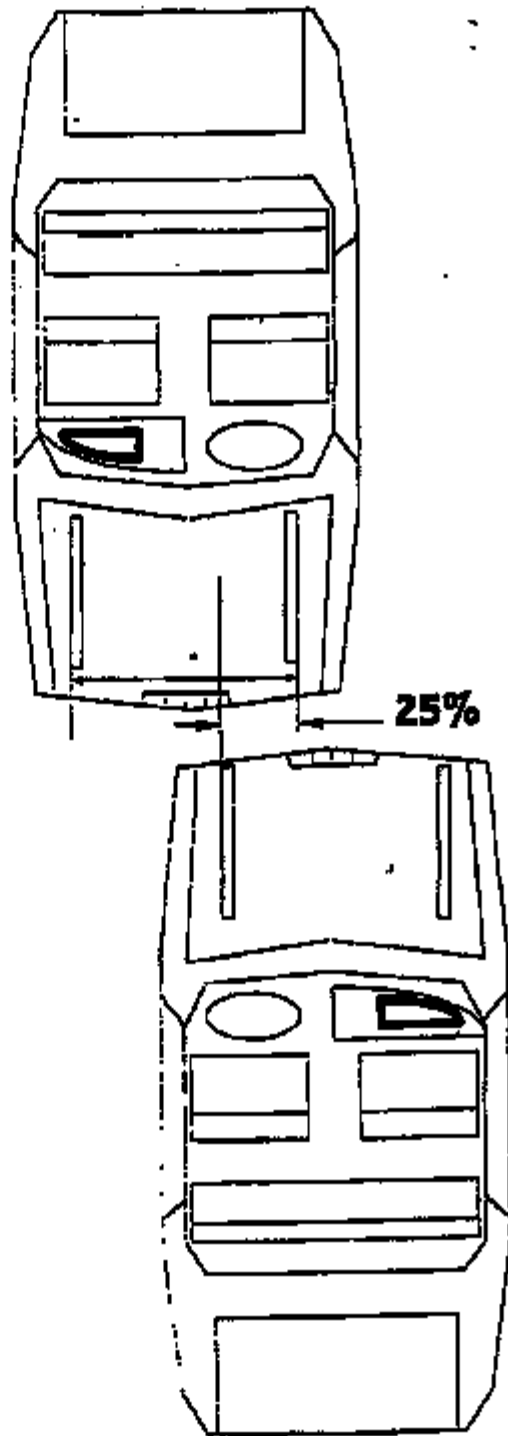
Location Name	Supplier	Output	Sensor Channels only		
			Nominal (+/-)	Max/Min	Serial #
	ACD7	Setting			
	ACD6	Status	5		
TRT_FLOOR_PAN_R_C/L	_SCS accel <i>also</i>	TRIAK	On RCH		
5 FLR_XMR_R_L/F_SEAT_C/L	_SN accel	TRIAK	Rear SCB		
6 FLR_XMR_R_R/F_SEAT_C/L	_SN accel	TRIAK	Rear SCB		
5 FLR_XMR_R_L/F_SEAT_C/L	_ACD	None	SCB Sensor		D7C
6 FLR_XMR_R_R/F_SEAT_C/L	_ACD	None	SCB Sensor		DES
7 C/L_TWL_BETWEEN_F/BEATS	_SN accel	TRIAK			
8 RR_FLR_XMR_R_L/F_SEAT_C/L	_SN accel	TRIAK			
9 RR_FLR_XMR_R_R/F_SEAT_C/L	_SN accel	TRIAK			
10 C/RAD UP FRT	_ACD	None	PCS		100197B
10 C/RAD UP FRT	_SN accel	TRIAK	Next to PCS		(chem. B)
13 R/RAD UP FRT	_ACD	None	PCS		100197C
13 R/RAD UP FRT	_SN accel	TRIAK	Next to PCS		(chem. C)
16 L/F_DOOR_R_BELTLINE_MID	_SN accel	TRIAK			12
17 R/F_DOOR_R_BELTLINE_MID	_SN accel	TRIAK			
18 L/RAD UP FRT	_SN	None	PCS		100197A
18 L/RAD UP FRT	_SN accel	TRIAK	Next to PCS		(chem A)

DB4 box = 090397A

Notes All ACD supplier parts require 12V supply

Car To Car 25% Offset Crash Test Setup

25% is measured
from outside of
structure. (RAIL)



"RECORD COPY"

Schedule No. 7-7-13

Retain Until 2020



Enter Office

Research and Vehicle Technology

April 17, 2000

To: Manager

Subject: Crash Test No. 10884, T-A5328 Test Report Corrections, R/1

The final report of the subject crash test was corrected as follows:

Sheet 4

Remarks - The file names of the still images are listed under crash number and a three digit sequence number which are 10884001 through 10884061 was changed to "The file names of the still images are listed under crash number and a three digit sequence number which are 10884001 through 10884060".

M. A. DeShong
Operations Engineering Section
Safety Laboratories Department

Concur: S. Lesh
Section Supervisor
Operations Engineering Section

cont.10884

CRTS 0010884



FINAL TEST REPORT

CONFIDENTIAL

Global Test Operations
Advanced Vehicle Technology

"RECORD COPY"
Schedule No. 7-7-12
Retain Until 2018

TO: J. Roland

Test Order No. T-15328
Work Task W. O. No. F09
Test Date 10/27/97
Date Reported 3/27/98
Sheet 1 of 91

SUBJECT: Crash Test 10884 (90° Front 25% Offset Vehicle to Vehicle Impact at 45.1 ± 0.4 mph, 72.6 ± 0.6 km/h) - 2000 Taurus (D186) 4-Door Sedan into a 1996 Taurus (DN-101) 4-Door Sedan

REQUESTED BY: Vehicle Safety and CAE Department, Advanced Vehicle Technology - K. Ewing

OBJECT: To obtain development data relative to air bag system sensors.

SUMMARY OF TEST RESULTS: See Section 1.0 for air bag system sensor data.

[Signature]
3/26/98
Concur: E. Burns
Section Supervisor
Operations Engineering Section

[Signature]
S. Pingston
Test Development Engineer

VEHICLE DATA: (BULLET)

Make and Model 2000 Taurus (D186) 4-Door Sedan
 ID Numbers 1FALP5383VG215557, 313-T-518, DC0427
 Power Train 3.0L, EFI, Automatic (AX4E) Transaxle
 Fuel Tank(s) Test Condition: Empty
 Front Seat(s) Type: Bucket
 Cover: Cloth
 Tracks/Position: LF: 6-Way Power/Mechanical Mid
 and Down
 RF: Manual/Mechanical Mid
 Seat Backs/Position: Adjustable/Not Measured
 Head Restraints/Position: Adjustable/Up
 Lumbar Support/Position: LF: Power/Deflated
 Restraint System LF & RF: 3-Point Continuous Loop Active Belt
 Occupants LF & RF: 50th Percentile Male, Hybrid II,
 Uninstrumented
 Test Weight Front: 2315 lb (1050 kg)
 Rear: 1993 lb (904 kg)
 Total: 4308 lb (1954 kg)
 Tires Front: P205/65R15 30 psi (207 kPa)
 Rear: P205/65R15 30 psi (207 kPa)
 Spare: Removed
 Significant Content or Accessories: Air Conditioning, Power Steering, Power Brakes,
 Tilt Steering Wheel

VEHICLE DATA: (TARGET)

Make and Model 1996 Taurus (DN-101) 4-Door Sedan
 ID Numbers 1FALP52U4TG109102, 566-T-018
 Power Train 3.0L, EFI, Automatic Transaxle
 Fuel Tank(s) Test Condition: Empty
 Front Seat(s) Type: Bucket
 Cover: Cloth
 Tracks/Position: Manual/Mechanical Mid
 Seat Backs/Position: Adjustable/Not Measured
 Head Restraints/Position: Adjustable/Down
 Restraint System LF & RF: 3-Point Continuous Loop Active Belt
 Occupants LF & RF: Water-Filled Containers (Simulating
 50th Percentile Male, Hybrid II,
 Uninstrumented Dummies)
 Test Weight Front: N/A lb (N/A kg)
 Rear: N/A lb (N/A kg)
 Total: 3387 lb (1536 kg)
 Tires Front: P205/65R15 30 psi (207 kPa)
 Rear: P205/65R15 30 psi (207 kPa)
 Spare: Removed
 Significant Content or Accessories: Air Conditioning, Power Steering, Power Brakes

GENERAL TEST COMMENTS:**1. Test Procedure**

The test was performed according to the following Corporate test procedure(s):

Vehicle to Vehicle Impact Tests, P4-90 dated January 15, 1992.

1.1 Vehicle Alignment

The front longitudinal centerline of the bullet vehicle was offset 34 inches to the left of the front longitudinal centerline of the target vehicle. Both vehicles were in level attitude as specified by the requester.

2. Remarks

Crash movies, pre- and post- crash still images of the test vehicle and copies of this report are available only through the Crash Test Operations Section after permission is obtained from the test requesting department. The crash still images are stored on CD ROMs. The file names of the still images are listed under crash number and a three digit sequence number which are 10884001 through 10884060.

TEST RESULTS:

1.0 Sensor Development

Time histories of the dummy dynamic displacements obtained from Film Analysis are included in this report.

Time histories of the air bag/sensor(s) are included in this report.

Time histories of any requested derived data (i.e. integrations, etc.) were given to the requesting activity and are not included in this report.

2.0 Vehicle Crush, Film Analysis and/or Instrumentation Data

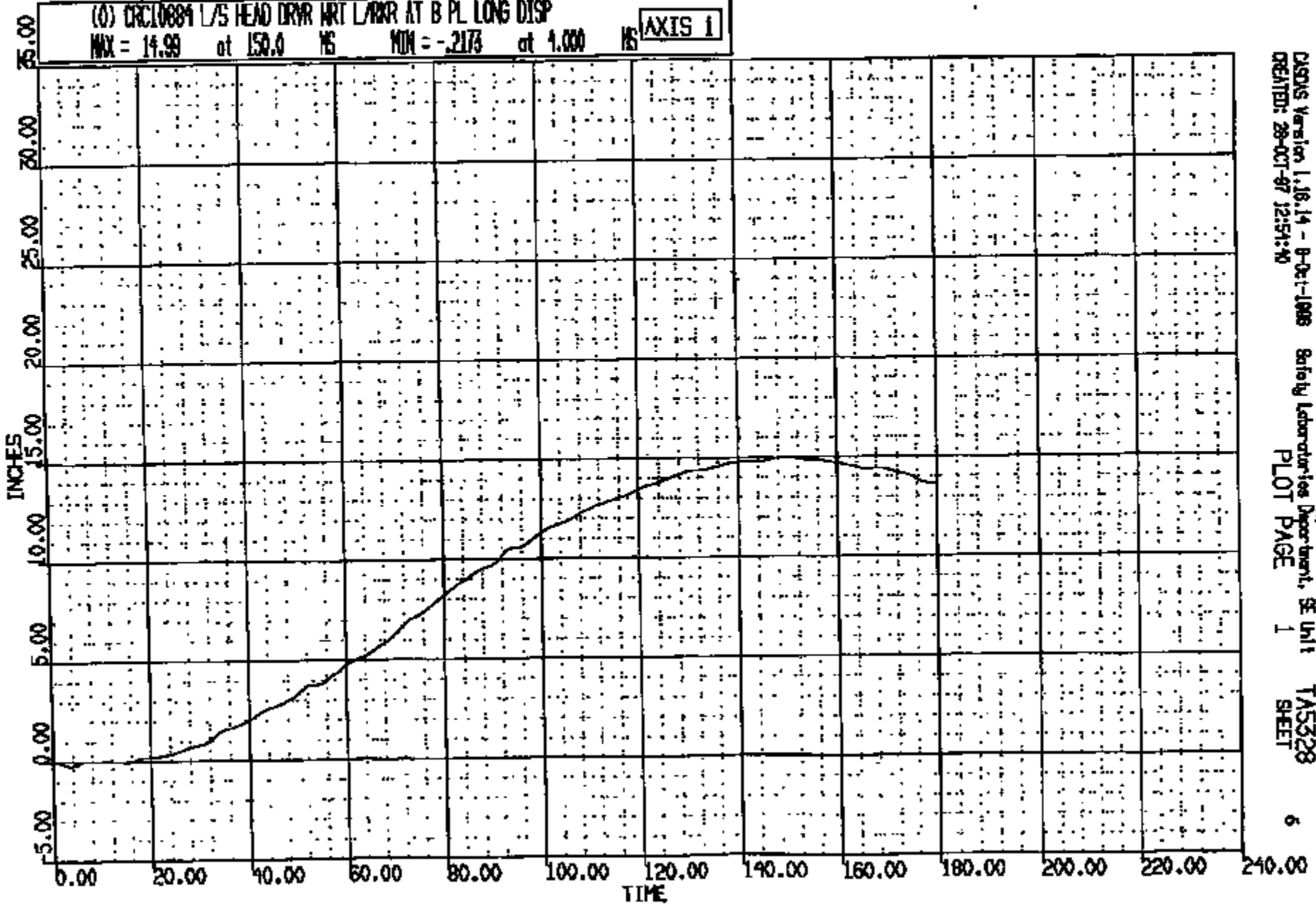
Time histories of the vehicle accelerations and other instrumentation are included in this report.

Time histories of vehicle dynamic displacements obtained from Film Analysis are included in this report.

Time histories of any requested derived data (i.e. integrations, etc.) were given to the requesting activity and are not included in this report.

CR R: 10884 TO: TA5328 DATE: 871027 10:10:48
198X DN-101 UNKNOWN

(0) CRCL0884 L/S HEAD DRYR WRT L/RRR AT B PL LONG DISP
MAX = 14.99 at 150.0 MS MIN = -.2173 at 1.000 MS **AXIS 1**



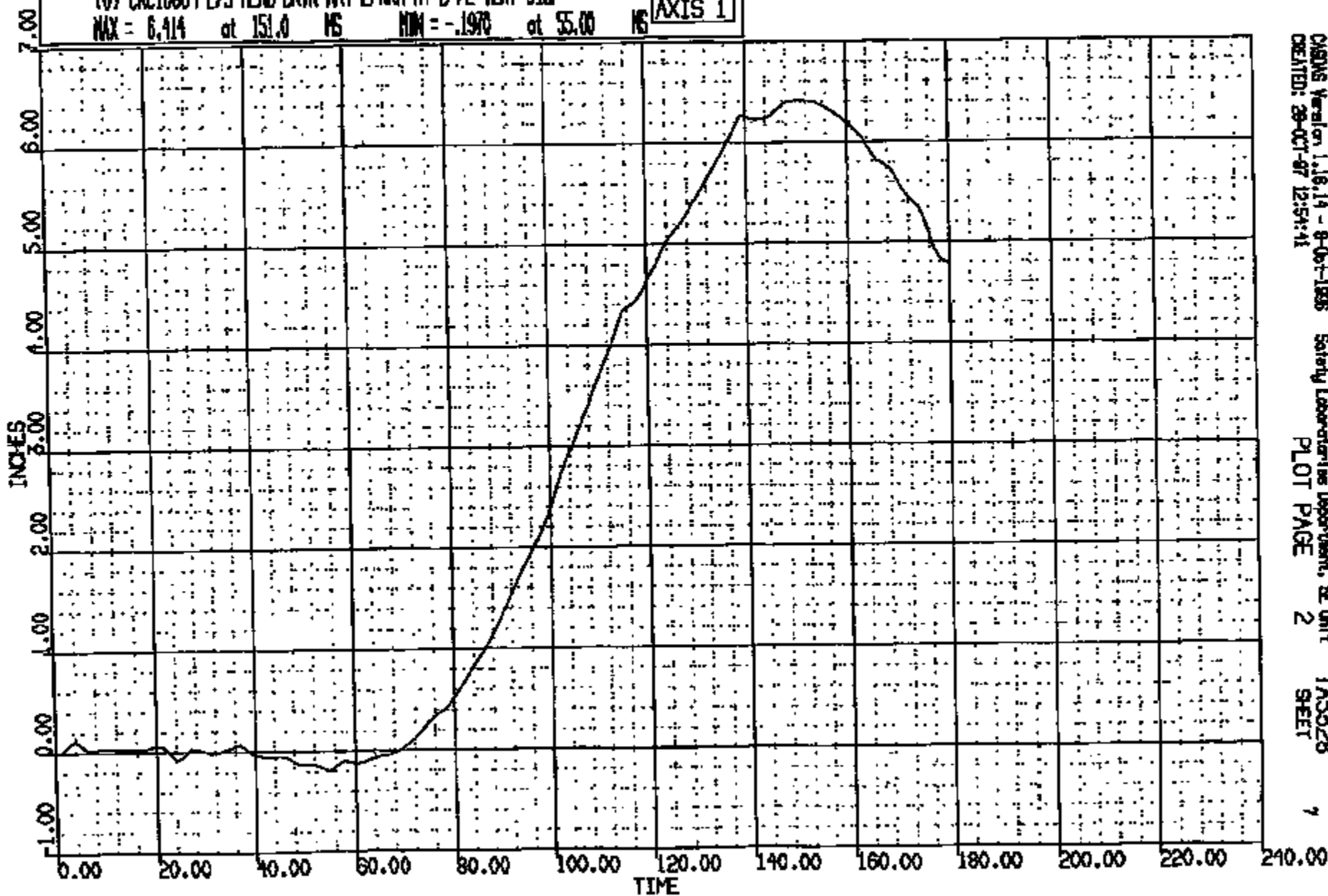
CRIS 0010884

CR R: 10884 TO: TASS28 DATE: 071027 10:10:49
100X DN-101 UNKNOWN

(0) CRC10884 L/S HEAD DRNR WRT L/100R AT B PL VERT DISP

MAX = 6.414 at 151.0 MS MIN = -.1970 at 55.00 MS

AXIS 1



CRS06 Version 1.16.14 - 8-01-1998
CREATED: 28-OCT-87 12:54:41

Safety Laboratories Department, SE Unit
PLOT PAGE 2

TASS28
SHEET

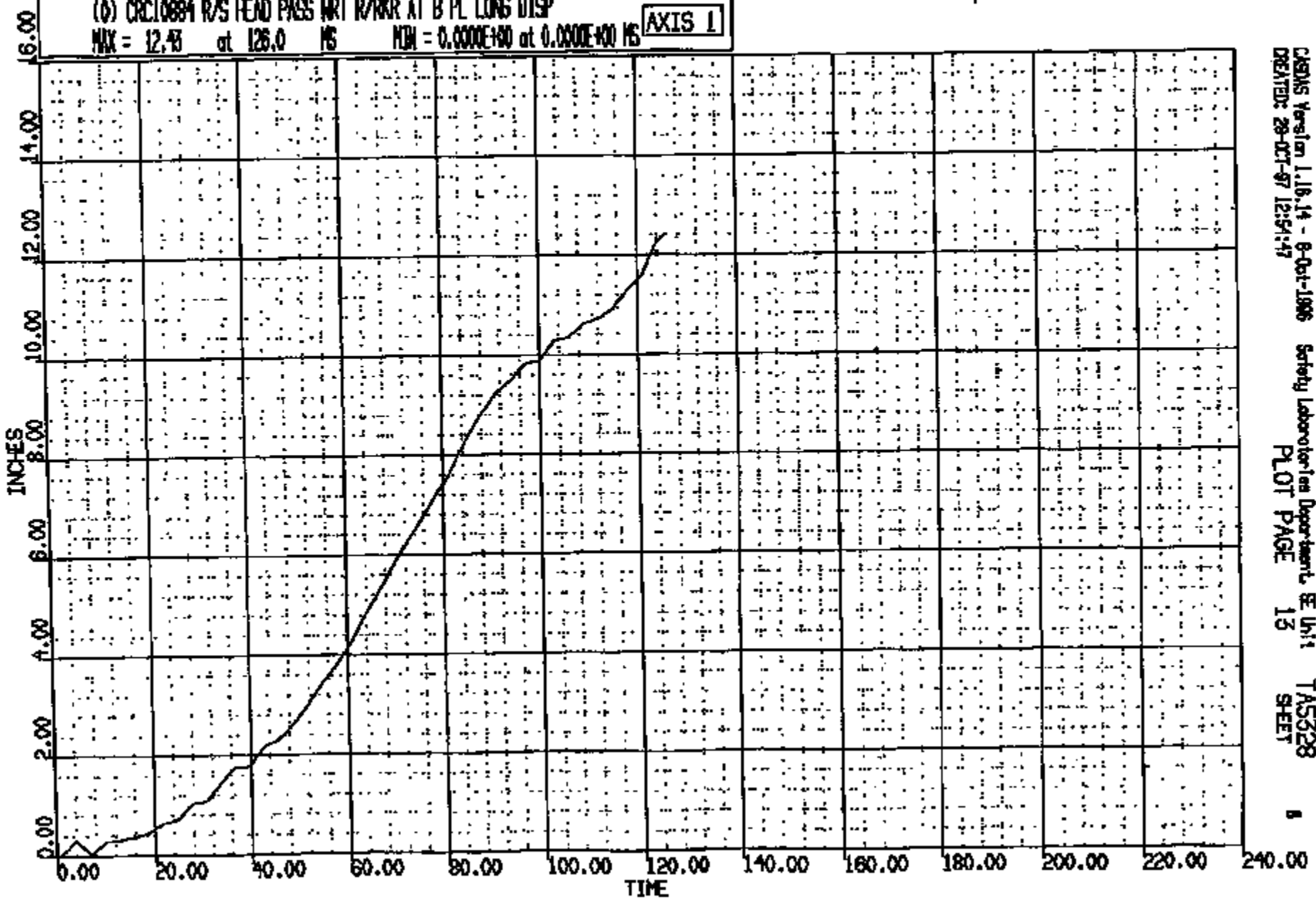
7

CRTS 0010884

OP R: 10884 TO: TASS28 DATE: 971027 10:10:49
100X DN-101 UNKNOWN

(6) CRCL0884 R/S HEAD PASS WRT R/RKR AT B PL LONG DISP
MAX = 12.43 at 128.0 MS MBH = 0.0000E+00 at 0.0000E+00 MS

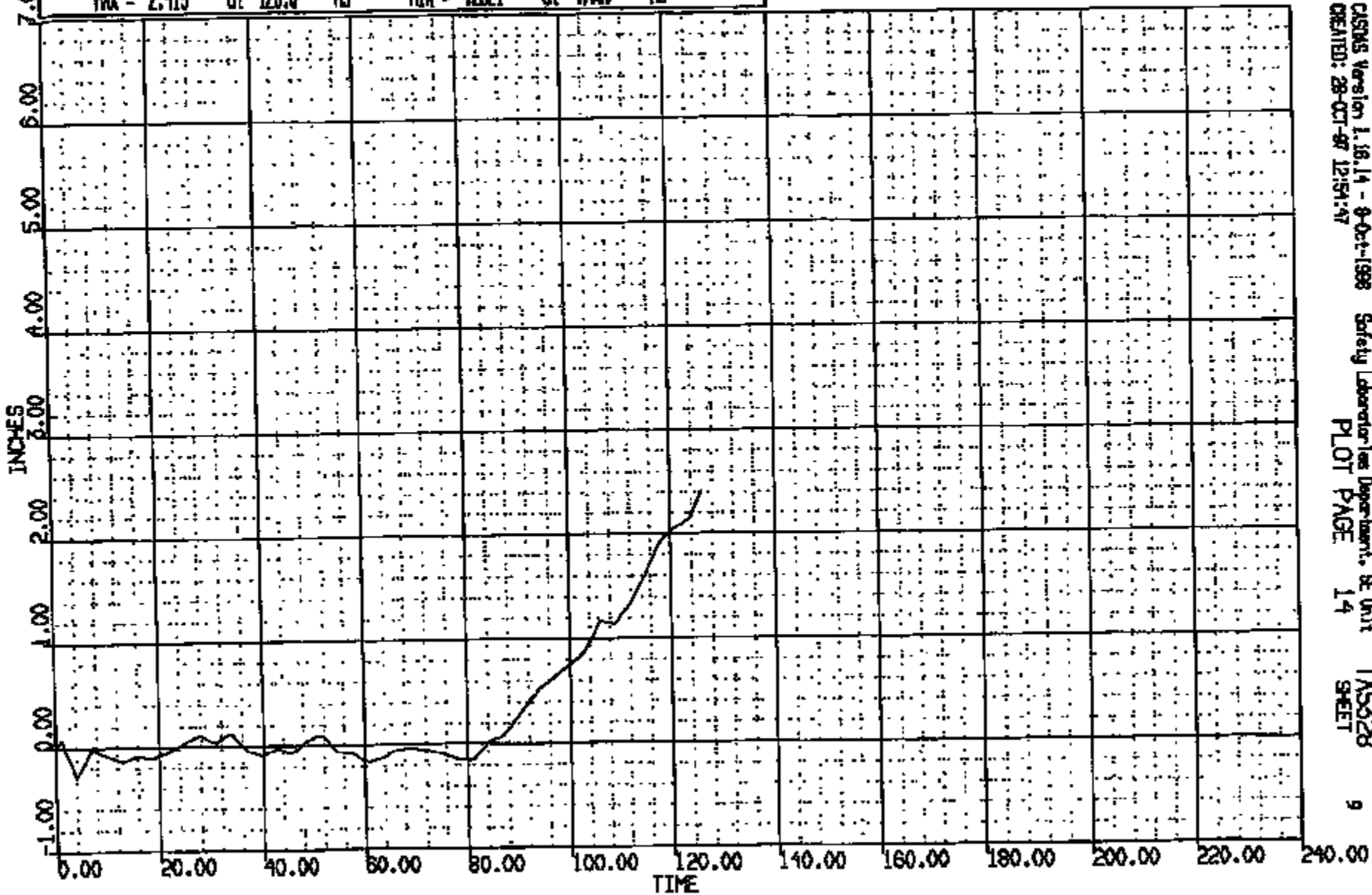
AXIS 1



CRIS 0010884

CR R: 10884 TO: TASS28 DATE: 971027 10:10:48
190X DN-101 UNKNOWN

(0) CR010884 R/S HEAD PASS WRT R/RNR AT B PL VERT DISP
MAX = 2.413 at 126.0 MS MIN = -.2321 at 4.000 MS **AXIS 1**



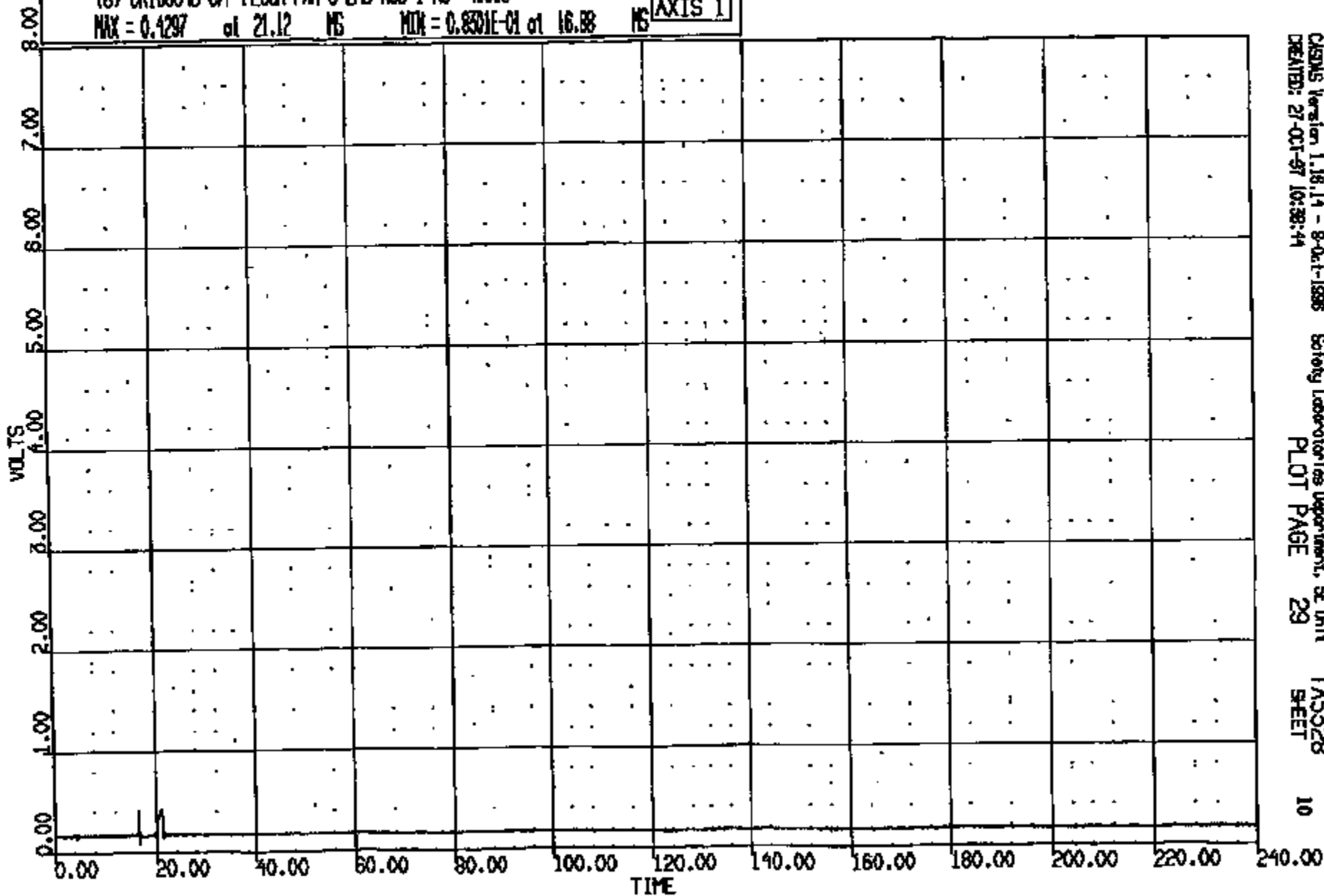
CASIMS Version 1.16.14 - 9-01-1998 Safety Laboratories Department, BE Unit TASS28
CREATED: 28-OCT-97 12:54:47 PLOT PAGE 14 SHEET

CRIS 0010884

CR #: 10884 TO: TA5328 DATE: 971027 10:10:49
189X DN-101 UNKNOWN

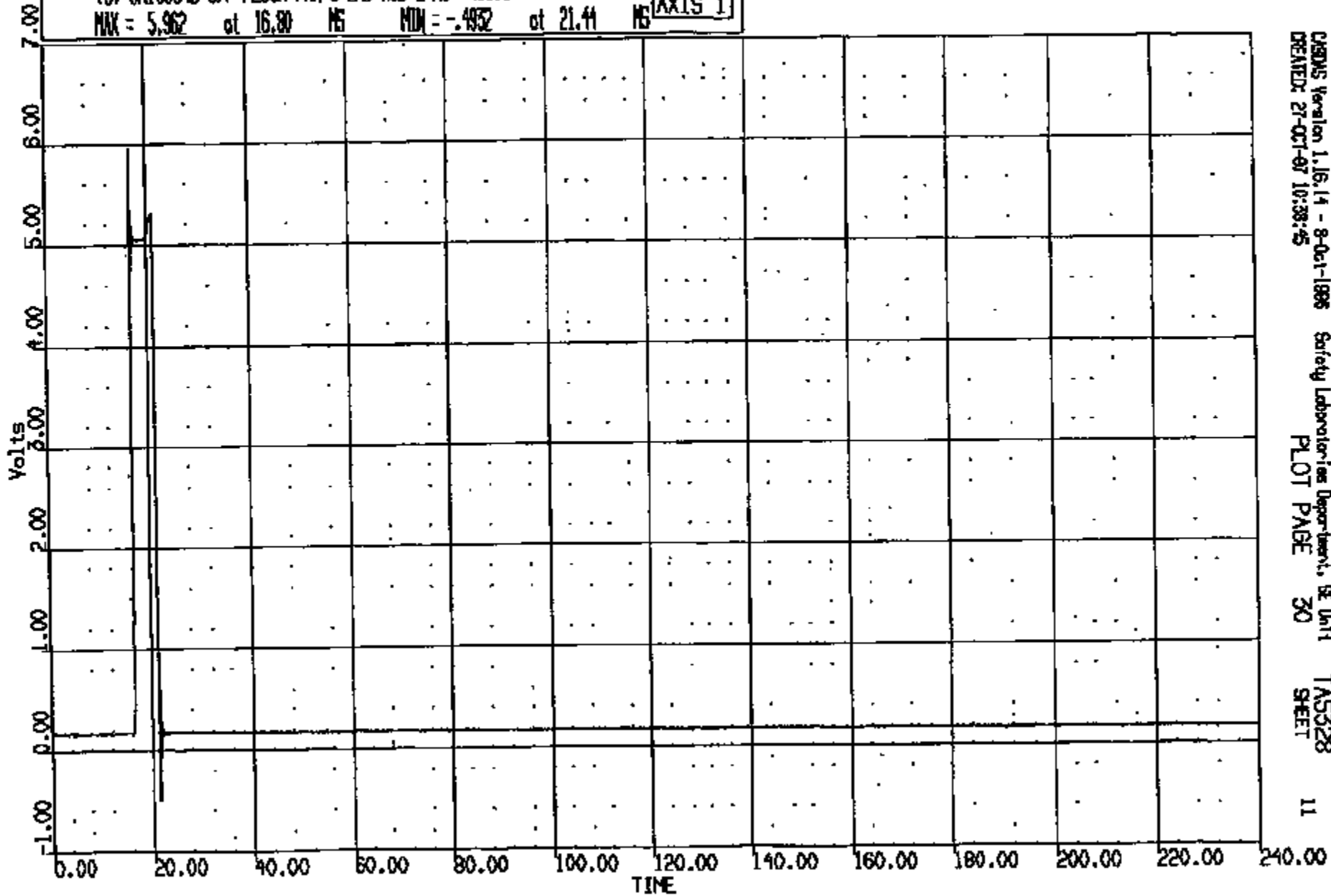
(8) CR10884B C/F FLOOR PAN @ LHD AC 1 AC 4000C
MAX = 0.1297 at 21.12 MS MIN = 0.8301E-01 at 16.88 MS

AXIS 1



DR R: 10884 TO: TA5328 DATE: 971027 10:10:49
198X DN-101 UNKNOWN

(9) CR10884B C/F FLOOR PAN @ LHD ACD 2 AC 4000C
MAX = 5.962 at 16.80 MS MIN = -.4952 at 21.44 MS **AXIS 1**



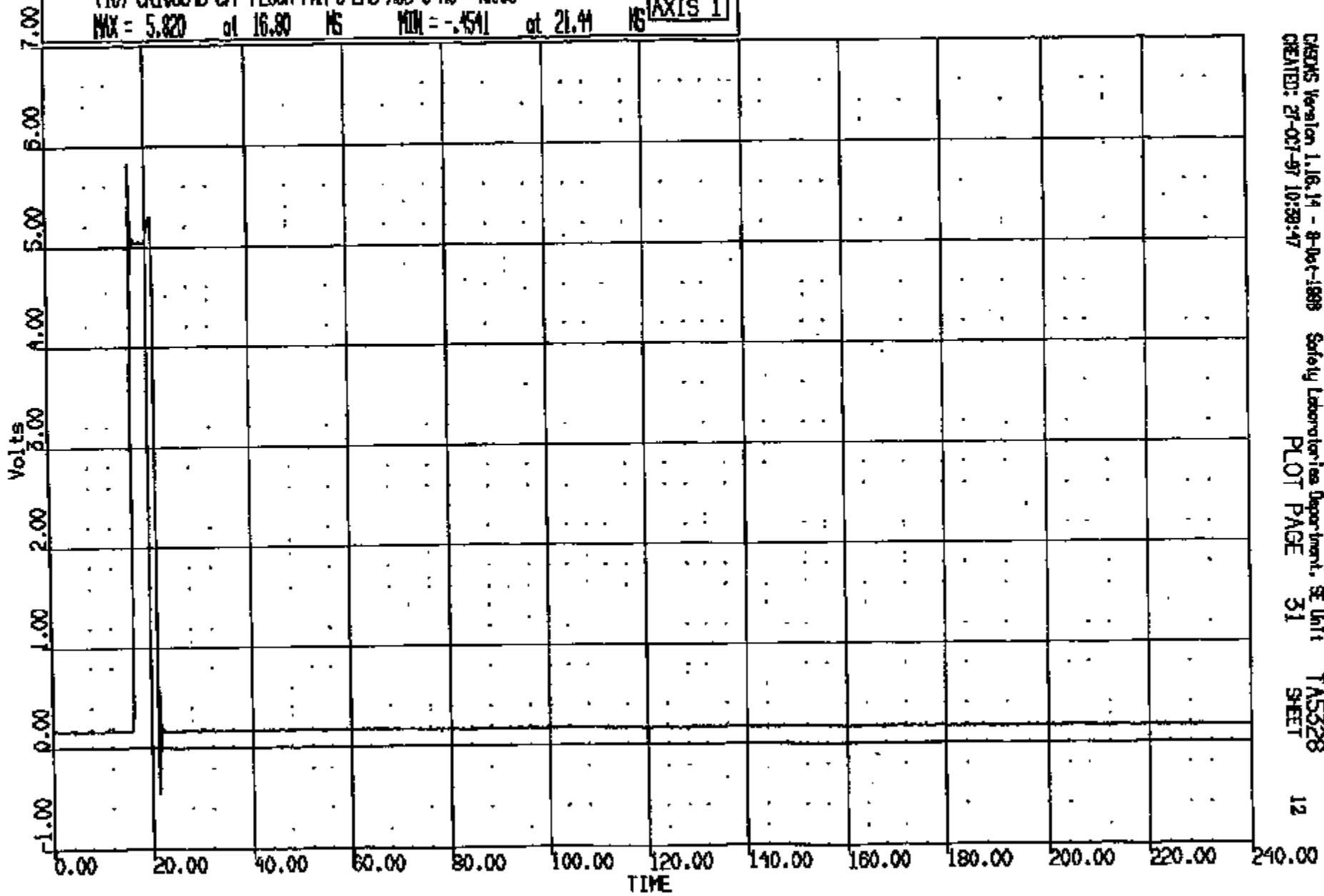
CRS01S Version 1.16.14 - 8-Oct-1988 Safety Laboratories Department, SE Unit
CREATED: 27-OCT-97 10:38:45 PLOT PAGE 30 TA5328 SHEET 11

CRIS 0010884

CR R: 10884 TO: TA5328 DATE: 871027 10:10:48
188X DZ-101 UNKNOWN

(10) CR10884B C/F FLOOR PAN @ LHD ACD 3 AC 4000C
MAX = 5.820 at 16.80 NS MIN = -.4541 at 21.41 NS

AXIS 1



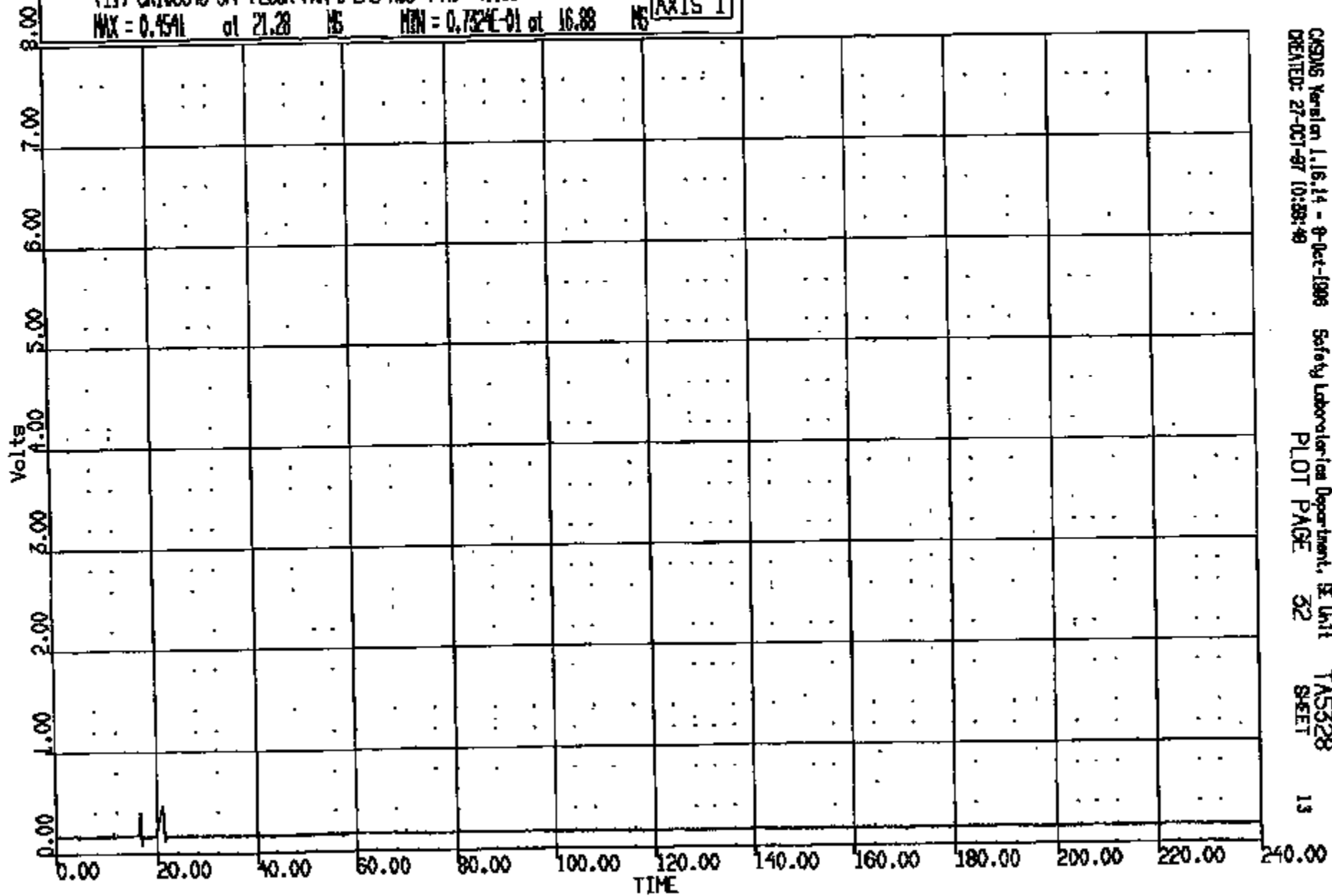
CREAMS Version 1.16.14 - 8-Jul-1988 Safety Laboratories Department, SE Unit
CREATED: 27-Oct-87 10:38:47 PLOT PAGE 31 TA5328 SHEET 12

CRIS 0010884

CR F# 10884 TO: TAS528 DATE: 871027 10:10:49
199X DN-101 UNKNOWN

(11) CR10884B C/F FLOOR PAN @ LHO ACD 4 AC 4000C
MAX = 0.454E at 21.28 MS MIN = 0.7324E-01 at 16.88 MS

AXIS 1



CRS016 Version 1.16.14 - 8-Oct-1988
CREATED: 27-OCT-87 10:38:40

Safety Laboratory Department, SE Unit
PLOT PAGE 32

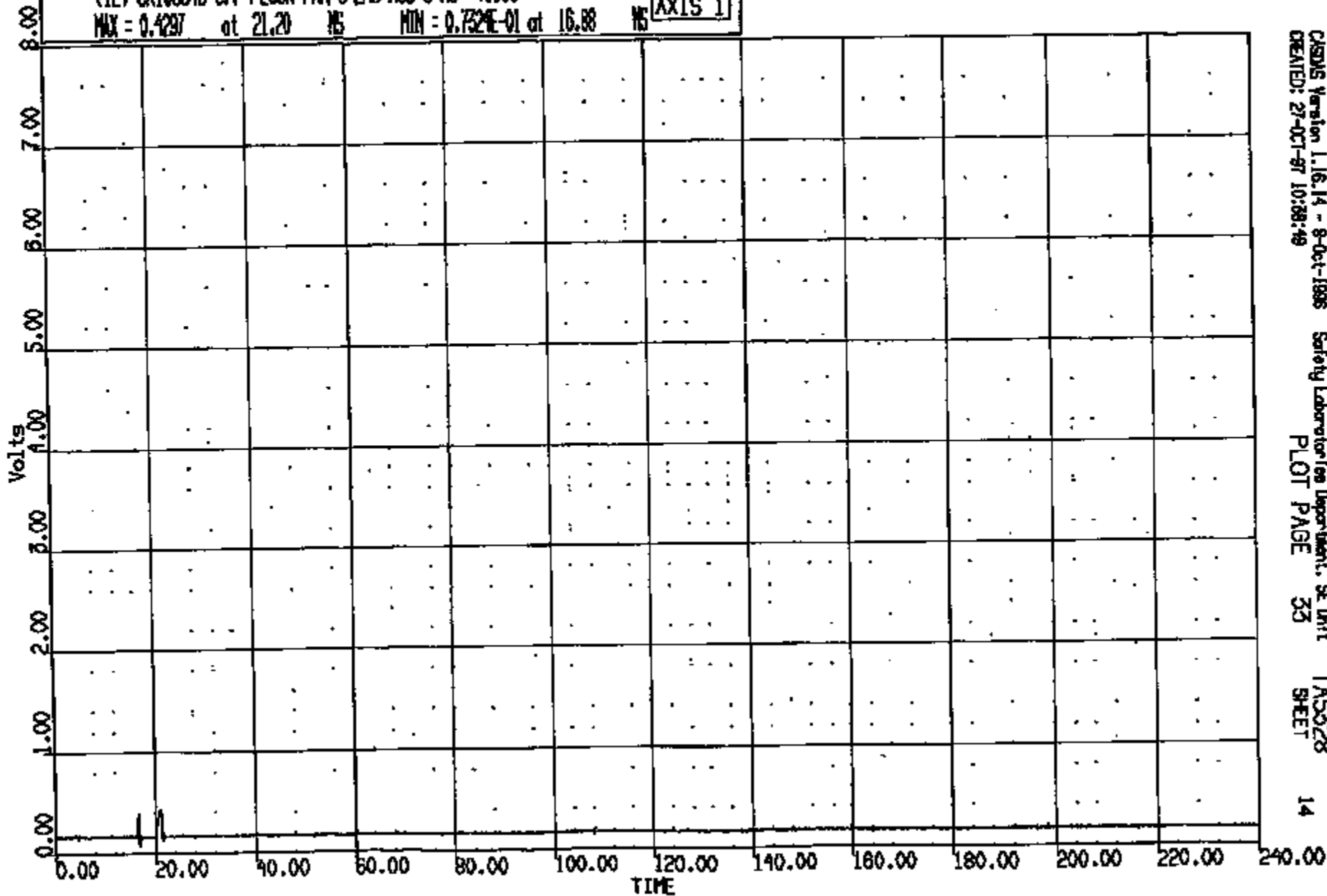
TAS528
SHEET

13

CR10884

CR R: 10884 TO: TAS528 DATE: 971027 10:10:49
188X DN-101 UNKNOWN

(12) CR10884B C/F FLOOR PAN @ LHD ACD 5 AC 4000C
MAX = 0.4297 at 21.20 MS MIN = 0.7321E-01 at 16.88 MS **AXIS 1**



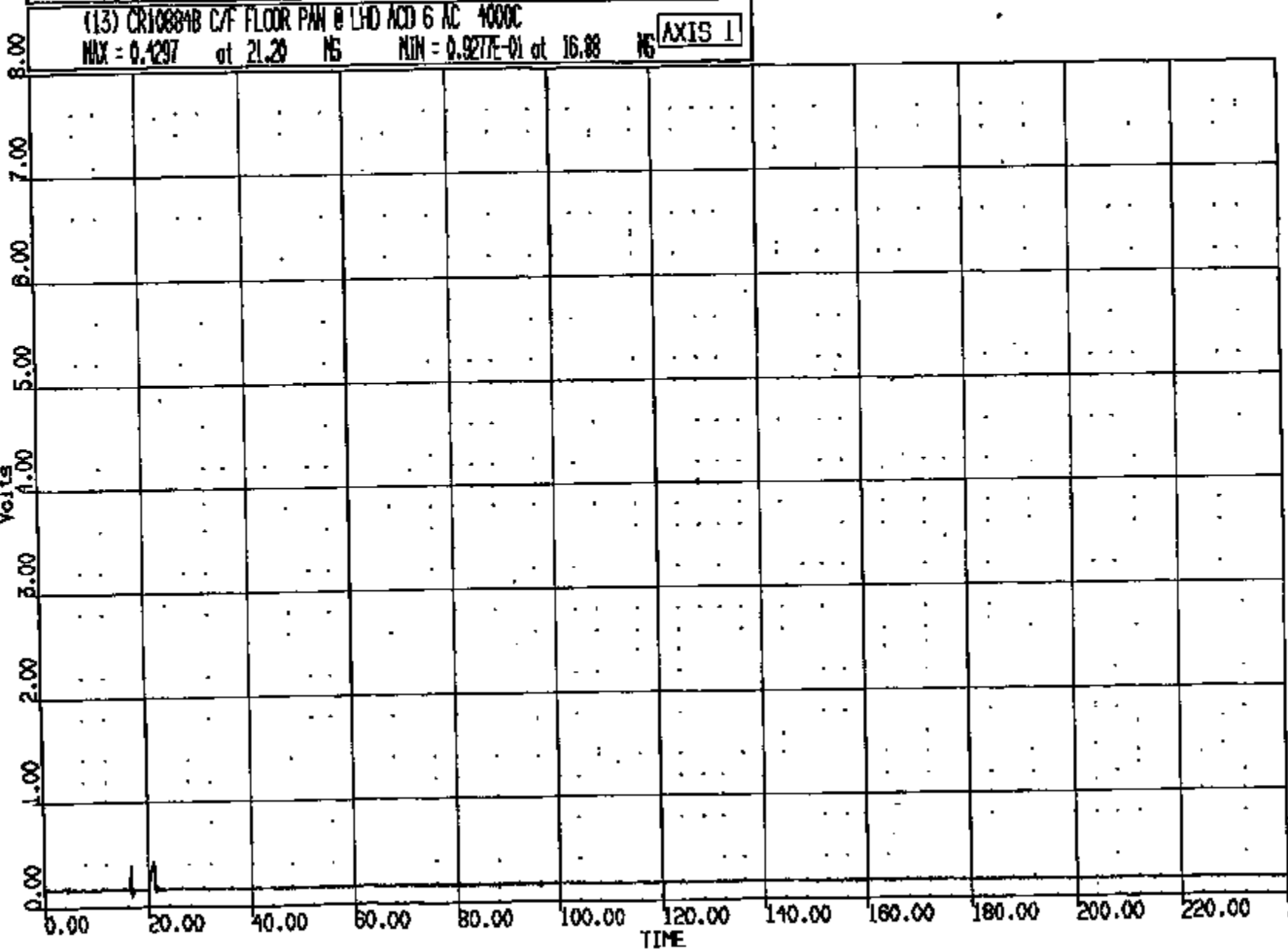
CASMS Version 1.16.14 - 8-Oct-1995
CREATED: 27-OCT-97 10:08:49

Safety Laboratory Department, SE Unit
PLOT PAGE 33

TAS528
SHEET 14

CRIS 0010884

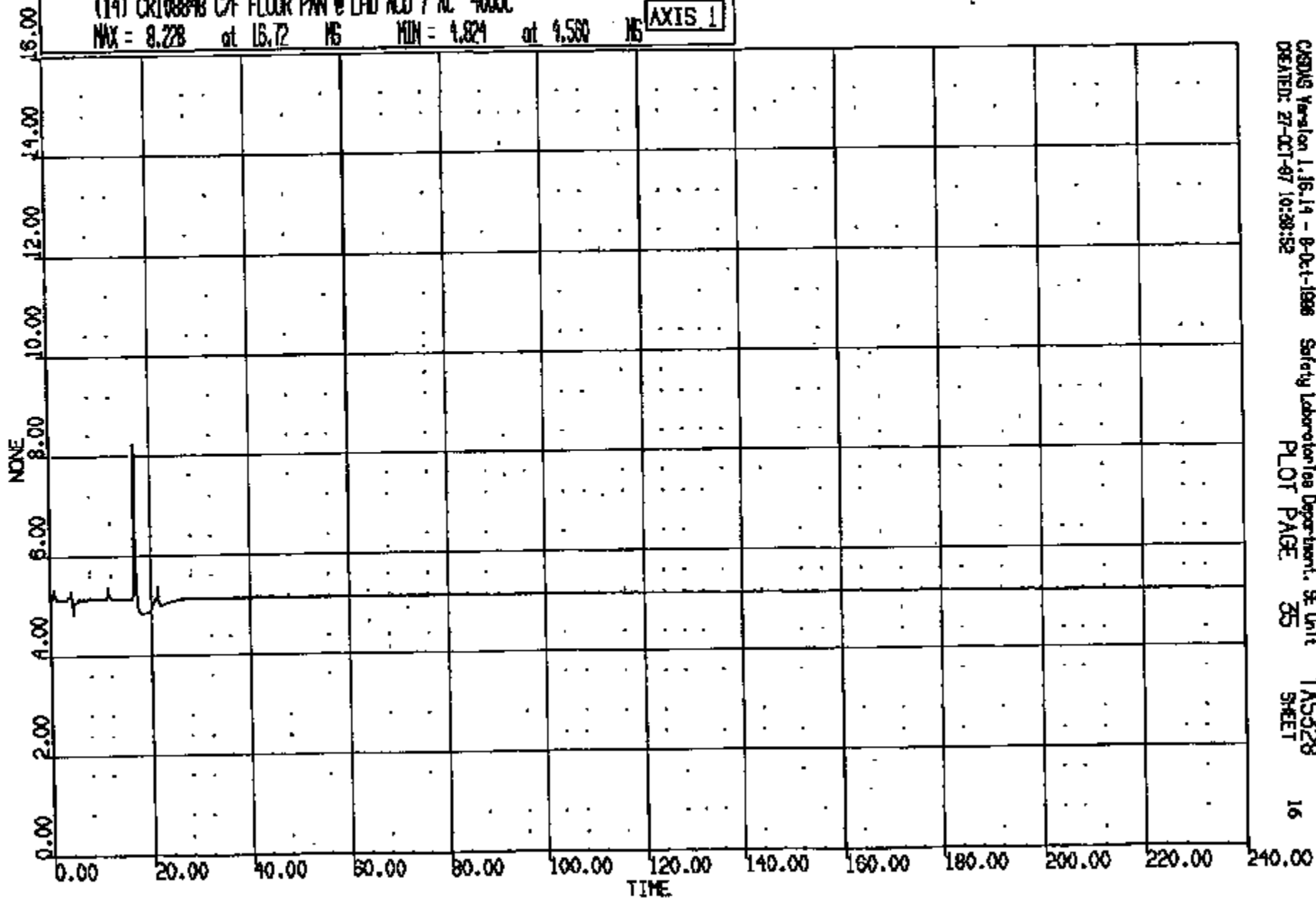
CR R: 10884 TO: TAS328 DATE: 971027 10:10:49
199X DZ-101 UNKNOWN



CRTS 0010884

CR R: 10884 TO: TA5328 DATE: 871027 10:10:49
199X DN-101 UNKNOWN

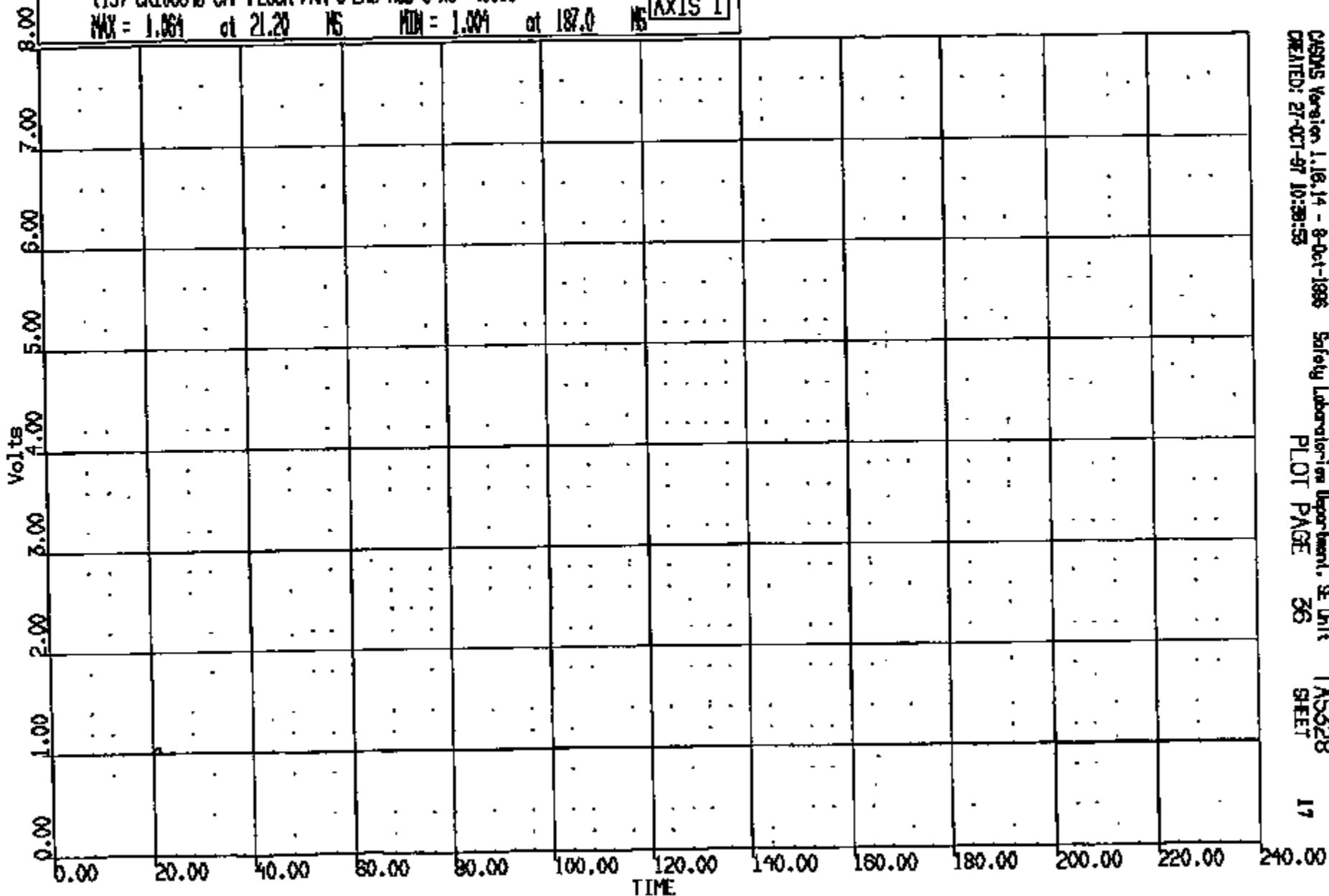
(14) CR10884B C/F FLOOR PAN @ LHD ACD 7 AC 4000C
MAX = 8.228 at 15.72 MS MIN = 4.824 at 9.500 MS **AXIS 1**



CR R: 10884 TO: TAS328 DATE: 871027 10:10:49
198X DN-101 UNKNOWN

(15) CR10004B C/F FLOOR PAN @ LHD ACD 8 AC 4000C
MAX = 1.064 at 21.20 MS MIN = 1.004 at 187.0 MS

AXIS 1

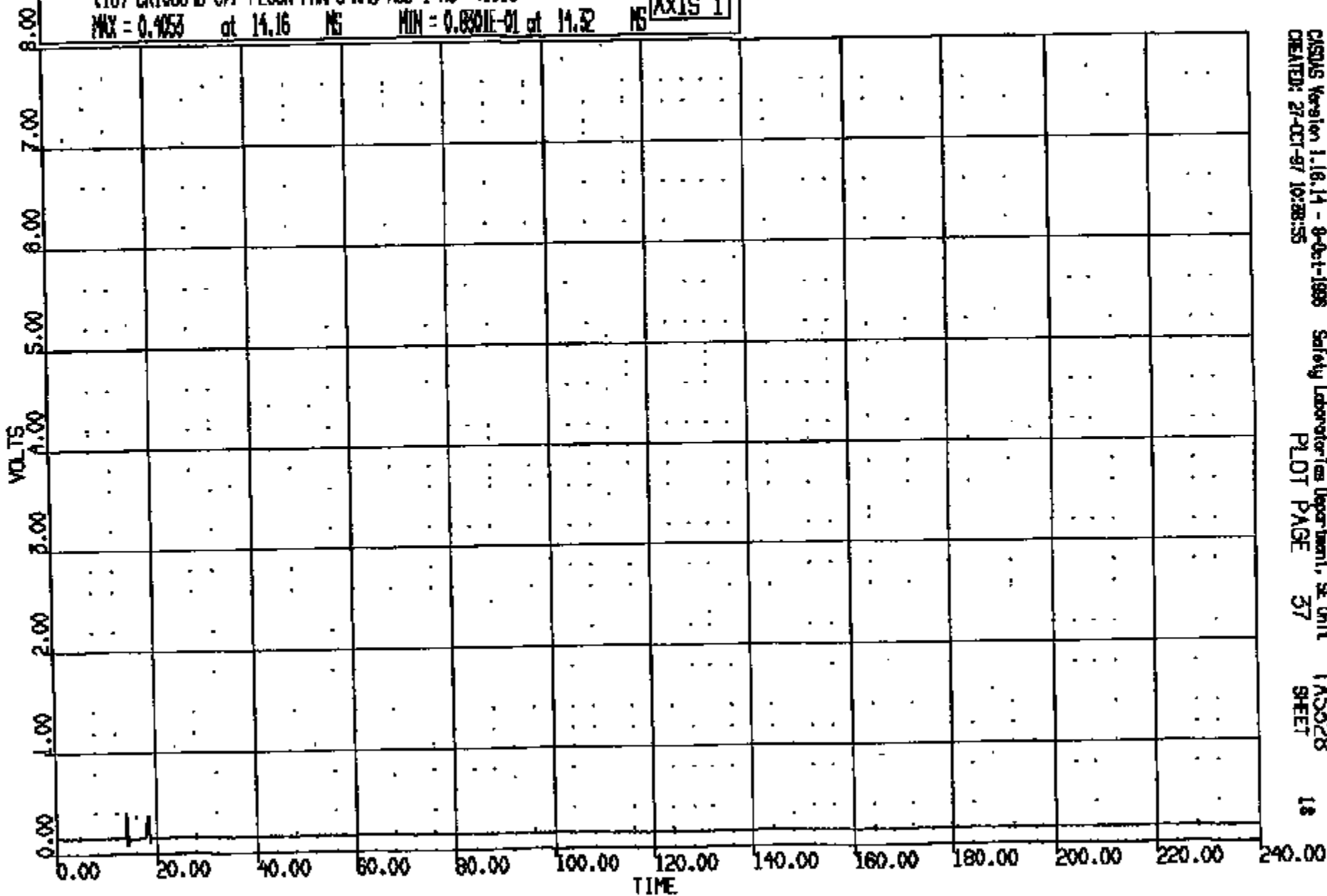


CASMS Version 1.16.14 - 8-Oct-1986 Safety Laboratory Department, SE Unit TAS328
CREATED: 27-OCT-87 10:39:55 PLOT PAGE 36 SHEET 17

CRTS 0010884

CR R: 10884 TO: TAS528 DATE: 071027 10:10:48
199X DN-101 UNKNOWN

(16) CR10884B C/F FLOOR PAN @ RFD ACD 1 AC 4000C
MAX = 0.4053 at 14.16 NS MIN = 0.0001E-01 at 14.32 NS **AXIS 1**



CASYS Version 1.16.14 - 9-0-1-1998
CREATED: 27-OCT-97 10:28:55

Safety Laboratories Department, SE Unit
PLOT PAGE 37

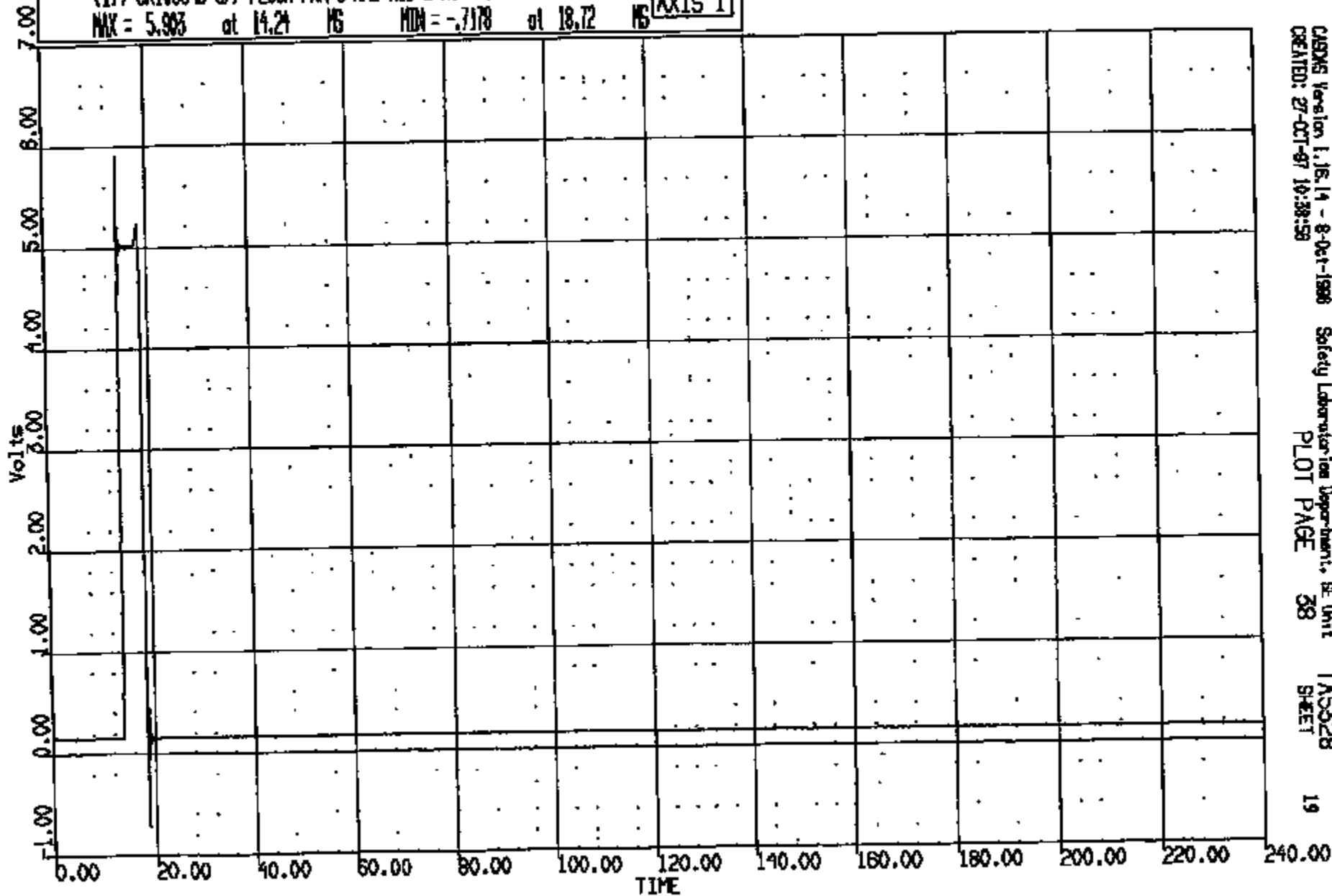
TAS528
SHEET

18

CRIS 0010884

CR 17: 10884 TO: TAS328 DATE: 971027 10:10:49
189X ON-101 UNKNOWN

(17) CR10884B C/F FLOOR PAN @ R-10 AC2 400XC
MAX = 5.993 at 14.24 MS MIN = -.7178 at 18.72 MS **AXIS 1**



CASPER Version 1.16.14 - 8-Oct-1998
CREATED: 27-OCT-97 10:38:59

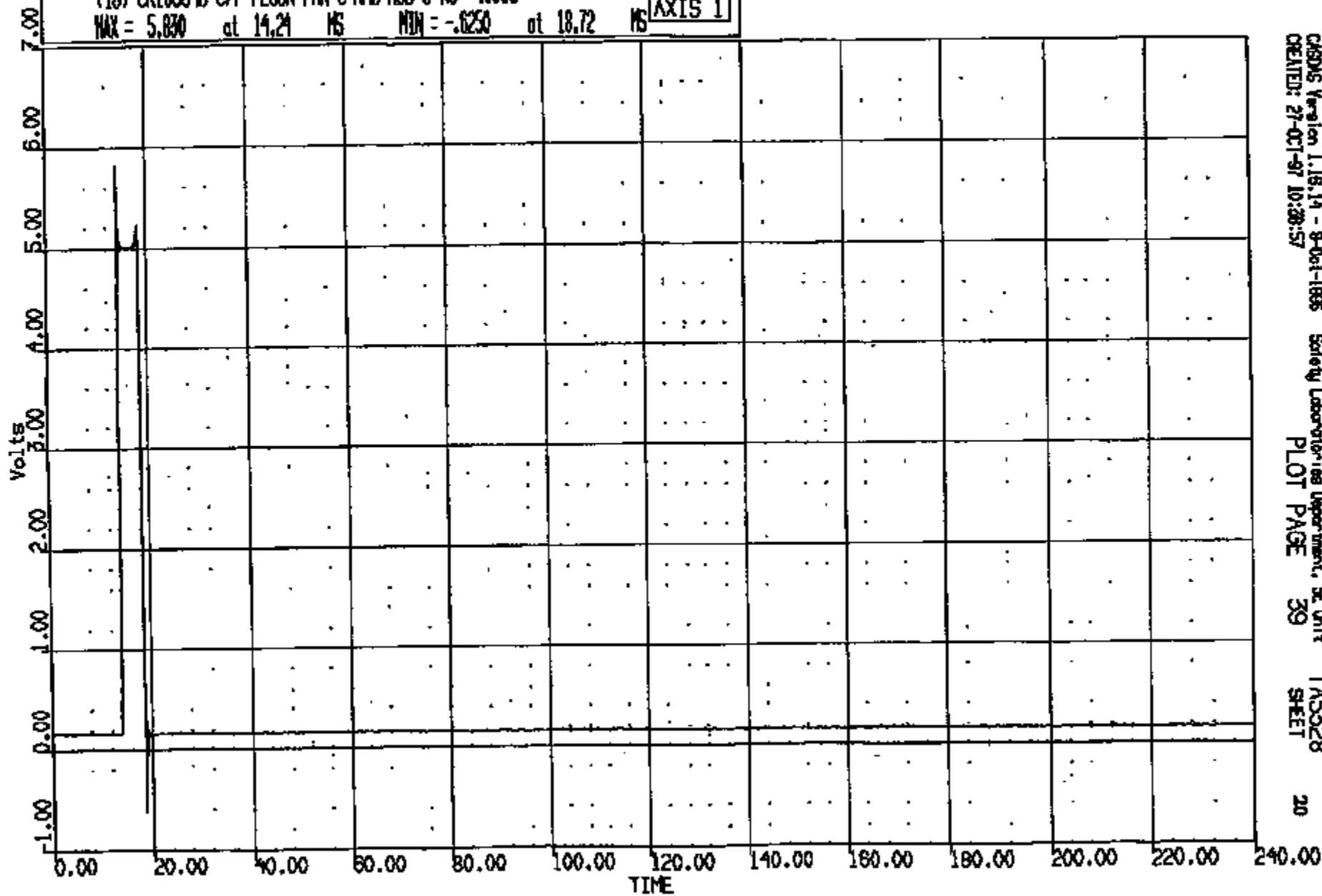
Safety Laboratories Department, SE Unit
PLOT PAGE 38

TAS328
SHEET

CR17S 0010884

DR R: 10884 TO: TA5328 DATE: 871027 10:10:49
188X DN-101 UNKNOWN

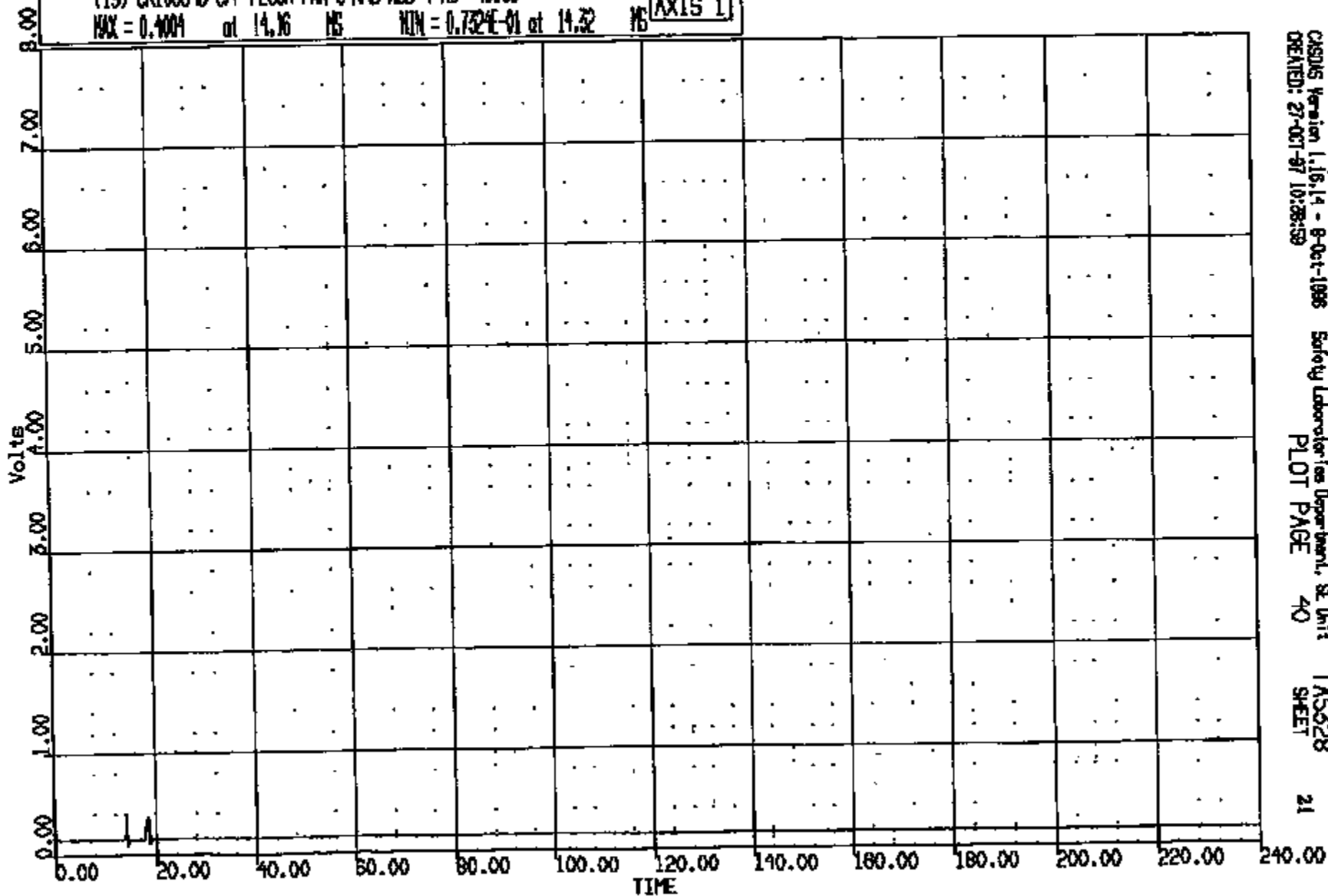
(18) CR10884B C/F FLOOR PAN @ RMD AC3 AC 4000C
MAX = 5.830 at 14.21 MS MIN = -.0250 at 18.72 MS AXIS 1



CRTS 0010884

CR #: 10884 TO: TA5528 DATE: 971027 10:10:49
199X DN-101 UNKNOWN

(19) CR10884B C/F FLOOR PAN @ RHD ACD 4 AC 4000C
MAX = 0.4004 at 14.16 MS MIN = 0.7524E-01 at 14.32 MS **AXIS 1**

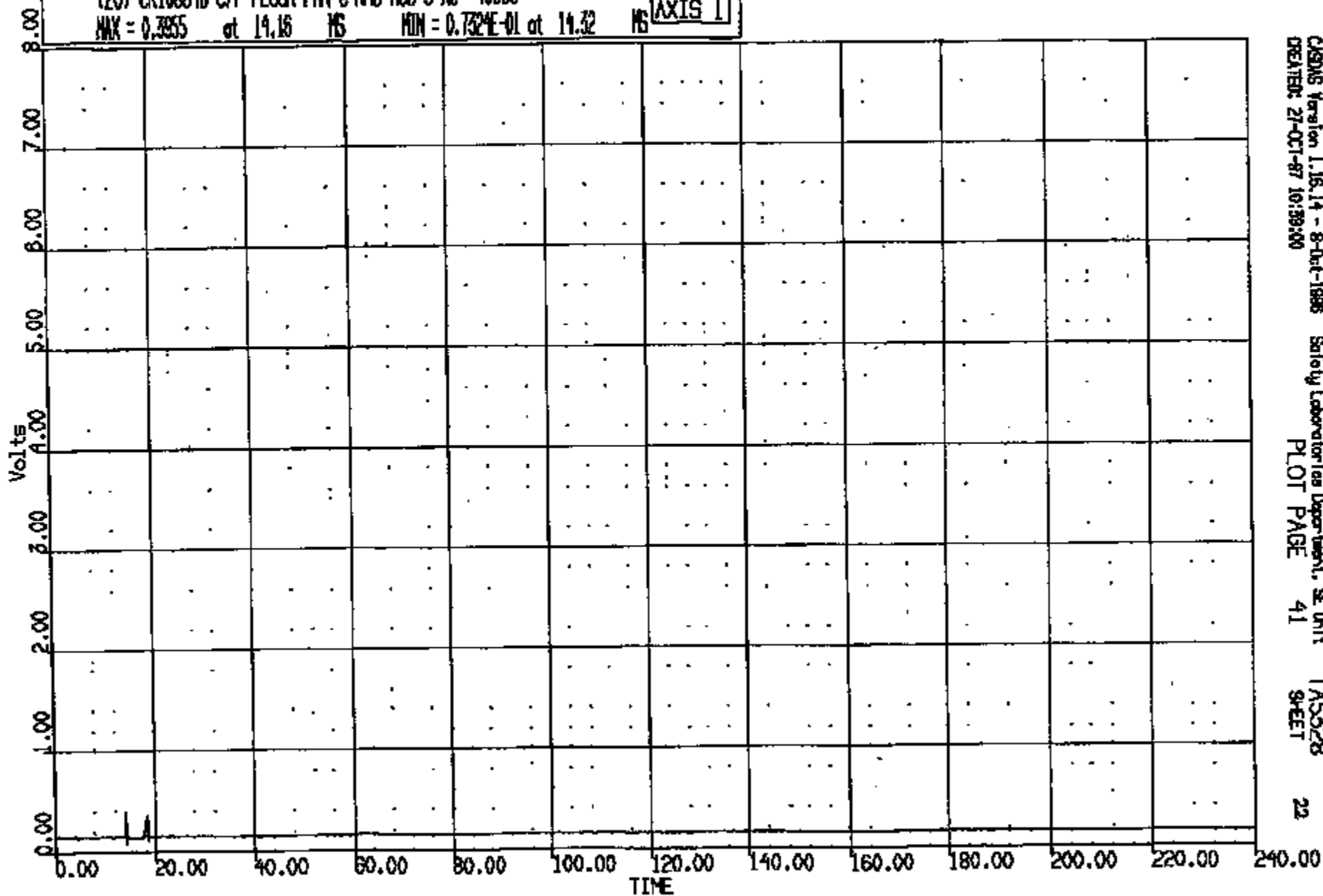


CRSUS Version 1.16.14 - 8-Oct-1998 Safety Laboratories Department, SE Unit
CREATED: 27-Oct-97 10:38:59 PLOT PAGE 40 TA5528 SHEET 21

CRIS 0010884

CR R: 10884 TO: TASS28 DATE: 871027 10:10:48
189X ON-101 UNKNOWN

(20) CR10884B C/F FLOOR PAN @ RHD AOD 5 AC 4000C
MAX = 0.3855 at 14.16 MS MIN = 0.7324E-01 at 14.32 MS **AXIS 1**



CASMS Version 1.16.14 - 8-Oct-1986
CREATED: 27-OCT-87 10:39:00

Safety Laboratory Gas Department, SE Unit
PLOT PAGE 41

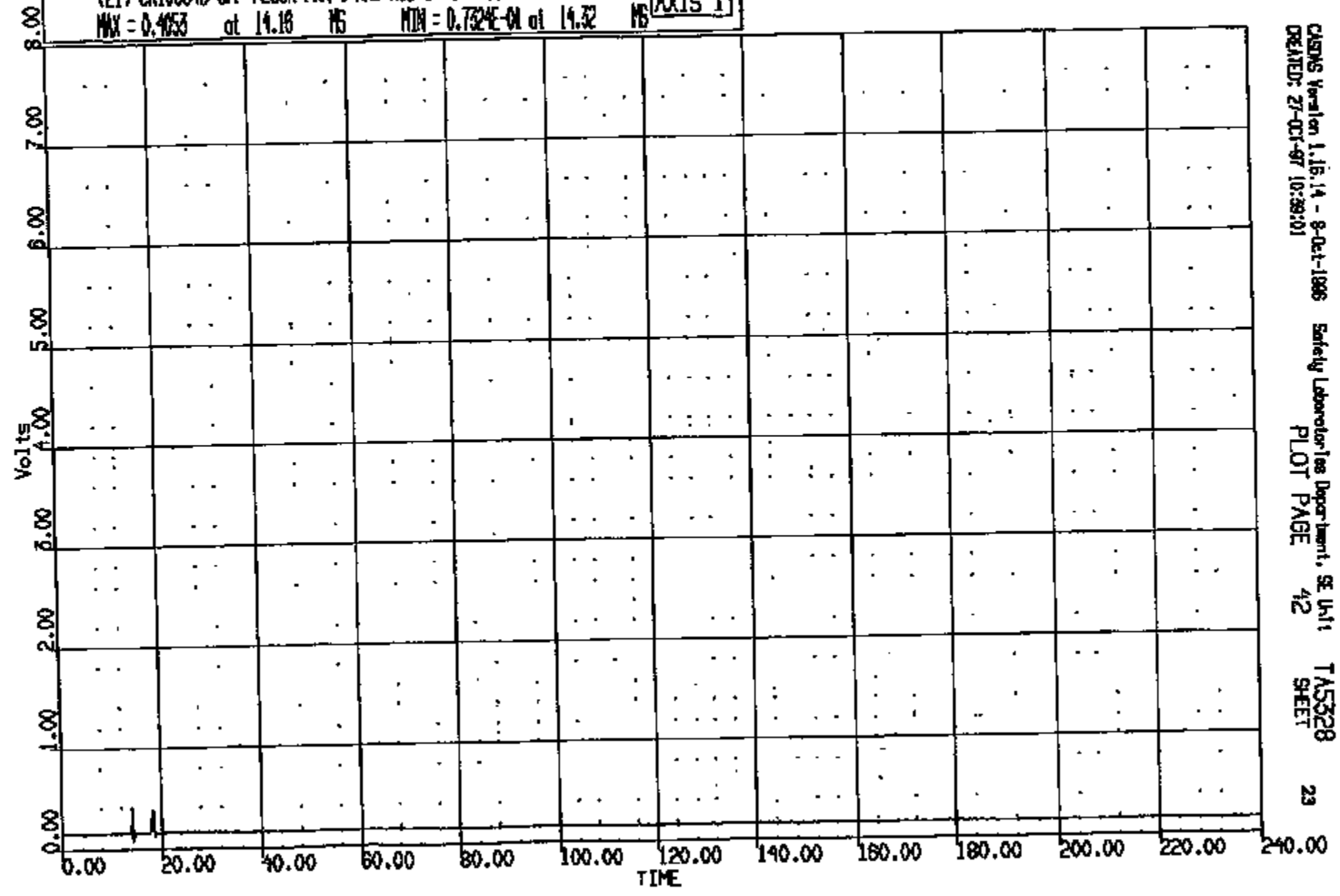
TASS28
SHEET

22

CRTS 0010884

CR R: 10884 TO: TA5328 DATE: 971027 10:10:49
199X DN-101 UNKNOWN

(21) CR10884B C/F FLOOR PAN @ RHD ACID S AC 4000C
MAX = 0.4053 at 14.18 MS MIN = 0.7324E-01 at 14.32 MS **AXIS 1**

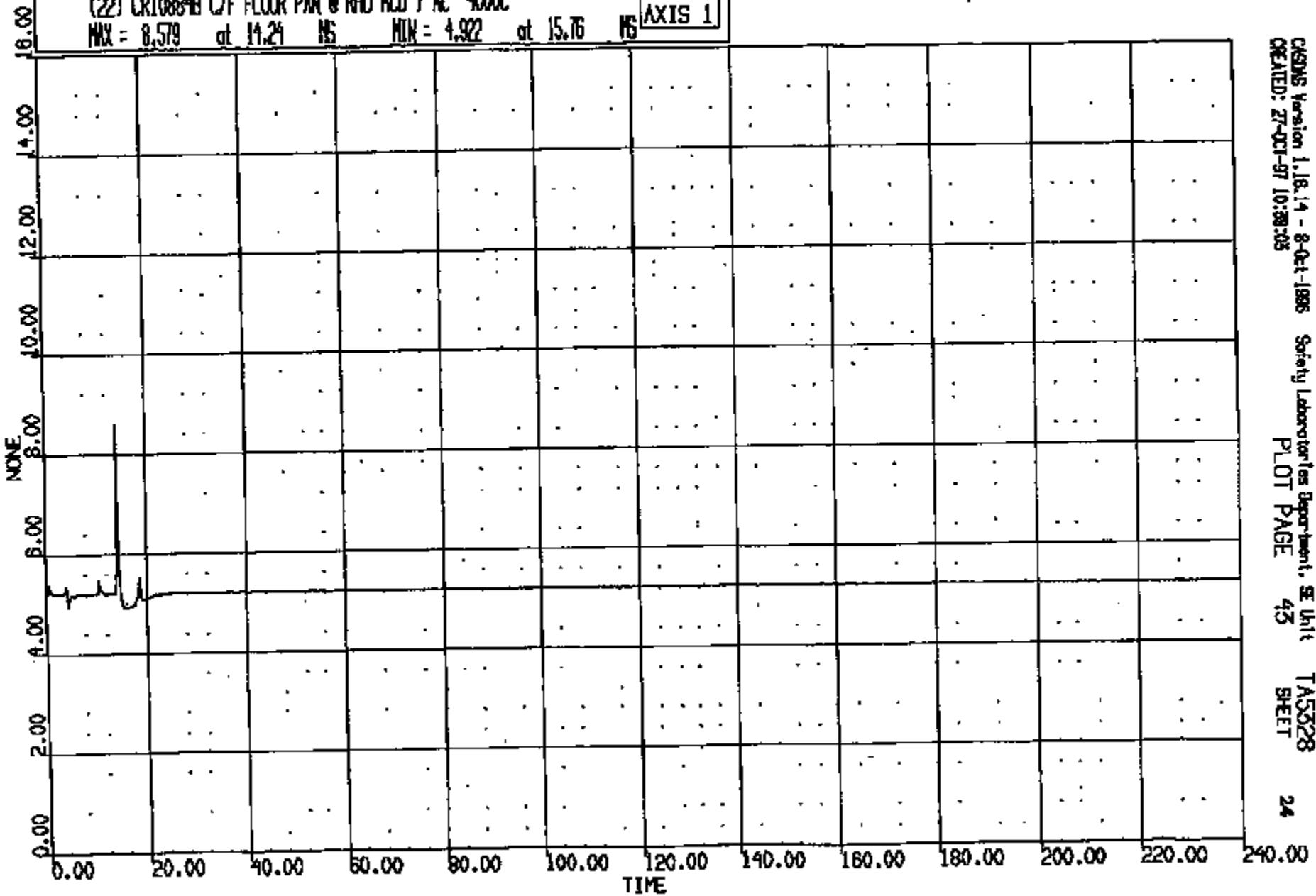


CRTS 0010884

CHSWS Version 1.16.14 - 8-Oct-1988 Safety Laboratories Department, SE Unit
CREATED: 27-Oct-97 10:39:31 TA5328
PLOT PAGE 4/2 SHEET 23

CR R: 10884 TO: TAS328 DATE: 971027 10:10:49
198X DN-101 UNKNOWN

(22) CR10884B C/F FLOOR PAN @ RFD ACD 7 AC 4000C
MAX = 8.579 at 14.24 NS MIN = 4.922 at 15.76 NS **AXIS 1**



CHROMS Version 1.18.14 - 8-01-1996
CREATED: 27-OCT-97 10:38:05

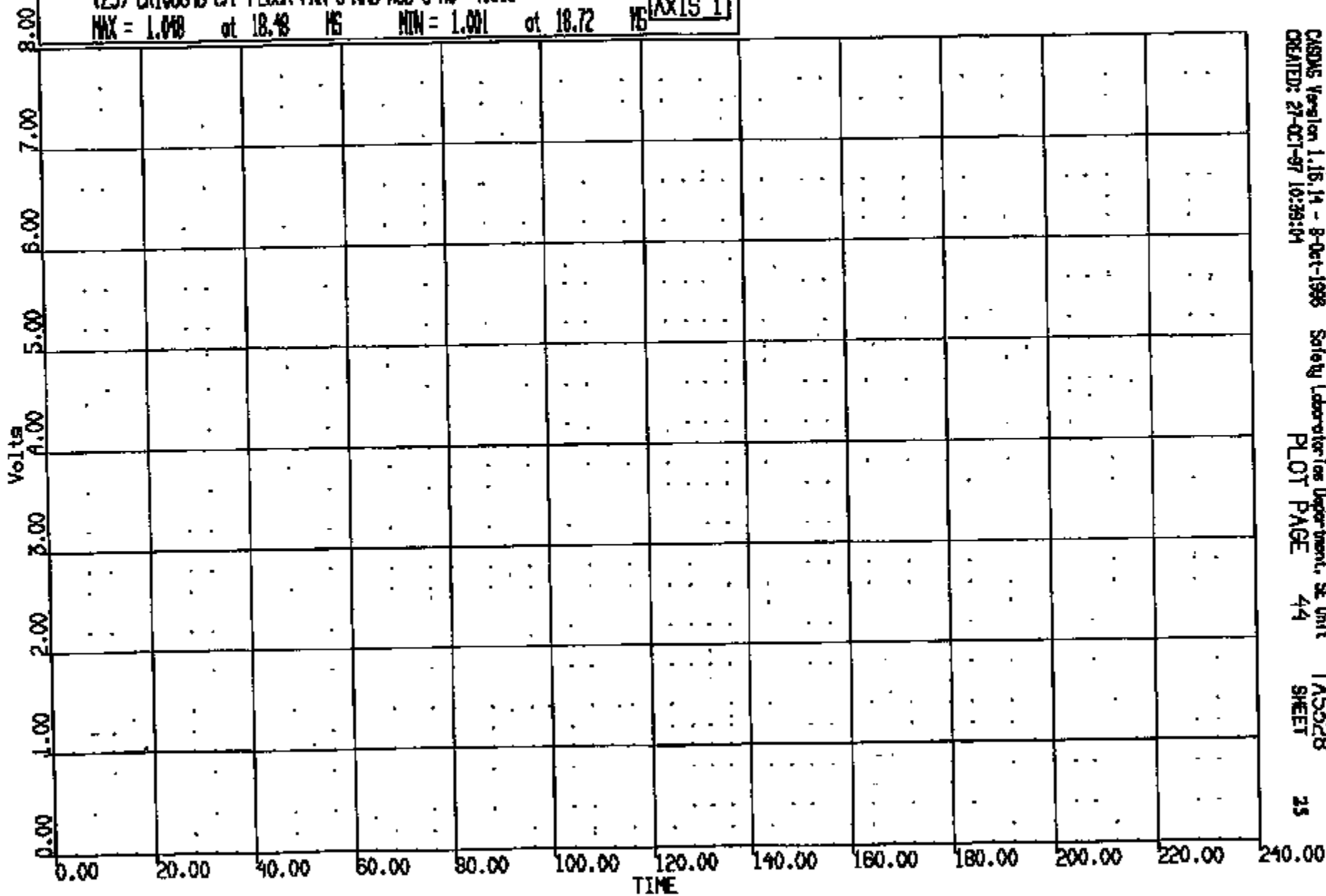
Safety Laboratories Department, SE Unit
PLOT PAGE 43

TAS328
SHEET

CRIS 0010884

CR R: 10884 TO: TA5328 DATE: 971027 10:10:48
199X DN-101 UNKNOWN

(23) CR10884B C/F FLOOR PAN @ RND ACQ 8 AC 4000C
MAX = 1.018 at 18.48 MS MIN = 1.001 at 18.72 MS AXIS 1



CASMS Version 1.15.14 - 8-Oct-1998 Safety Laboratories Department, SE Unit
CREATED: 27-OCT-97 10:39:14 PLOT PAGE 44 TA5328 SHEET 25

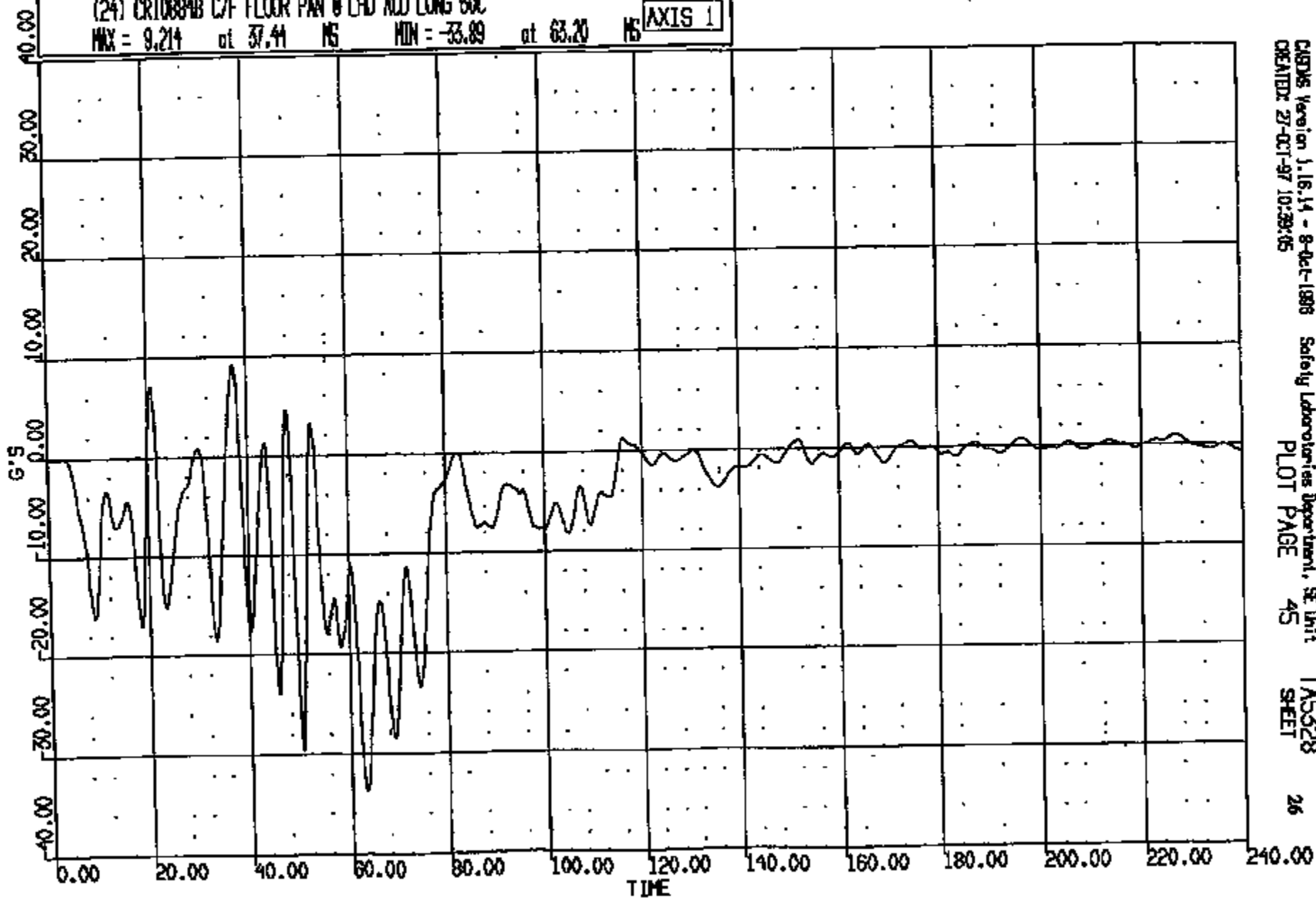
CR10884

CR R: 10884 TO: TAS328 DATE: 871027 10:10:49
189X ON-101 UNKNOWN

(24) CR10884B C/F FLOOR PAN @ LHD ACC LONG 60C

MAX = 9.214 at 37.44 MS MIN = -33.89 at 63.20 MS

AXIS 1



CREATOR: 27-OCT-97 10:39:05

Safety Laboratories Department, SE Unit

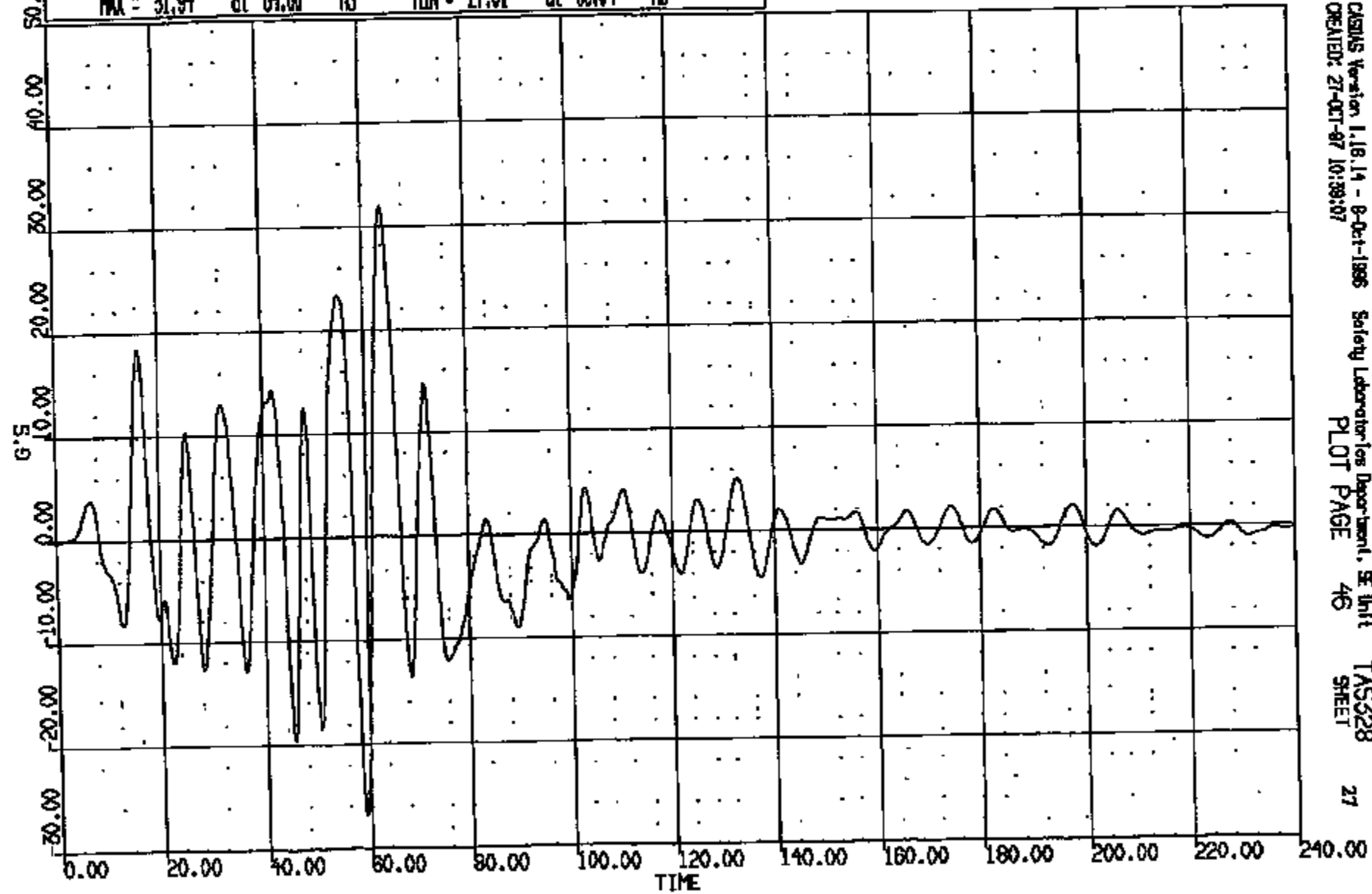
TAS328

26

CRTS 0010884

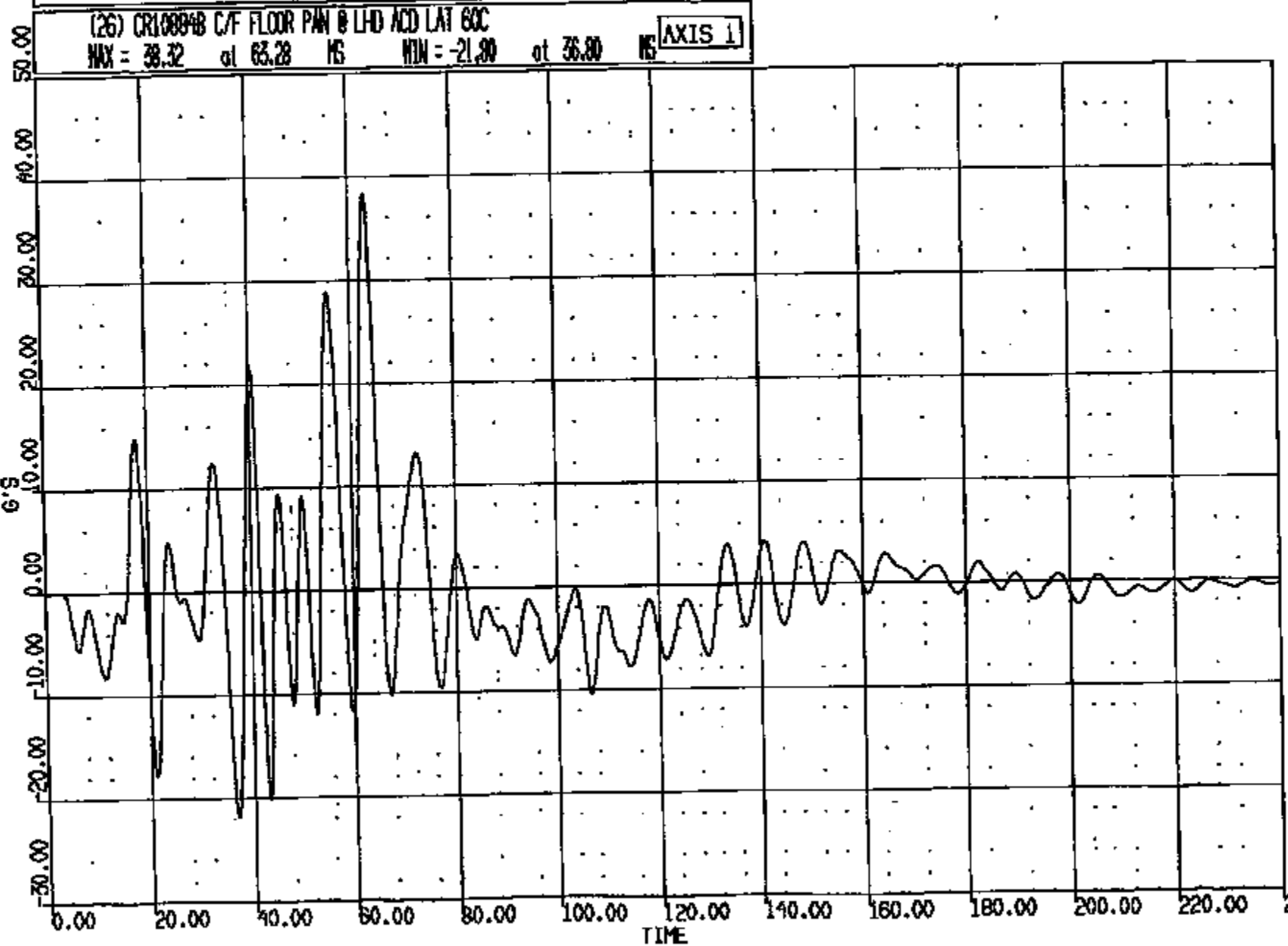
CR R: 10884 TO: TAS328 DATE: 971027 10:10:49
189X ON-101 UNKNOWN

(25) CR10884B C/F FLOOR PAN @ LHD ACD VERT 60C
MAX = 31.94 at 69.00 MS MIN = -27.01 at 59.04 MS **AXIS 1**



CRTS 0010884

CR R: 10884 TO: TA5328 DATE: 971027 10:10:49
189X DN-101 UNKNOWN

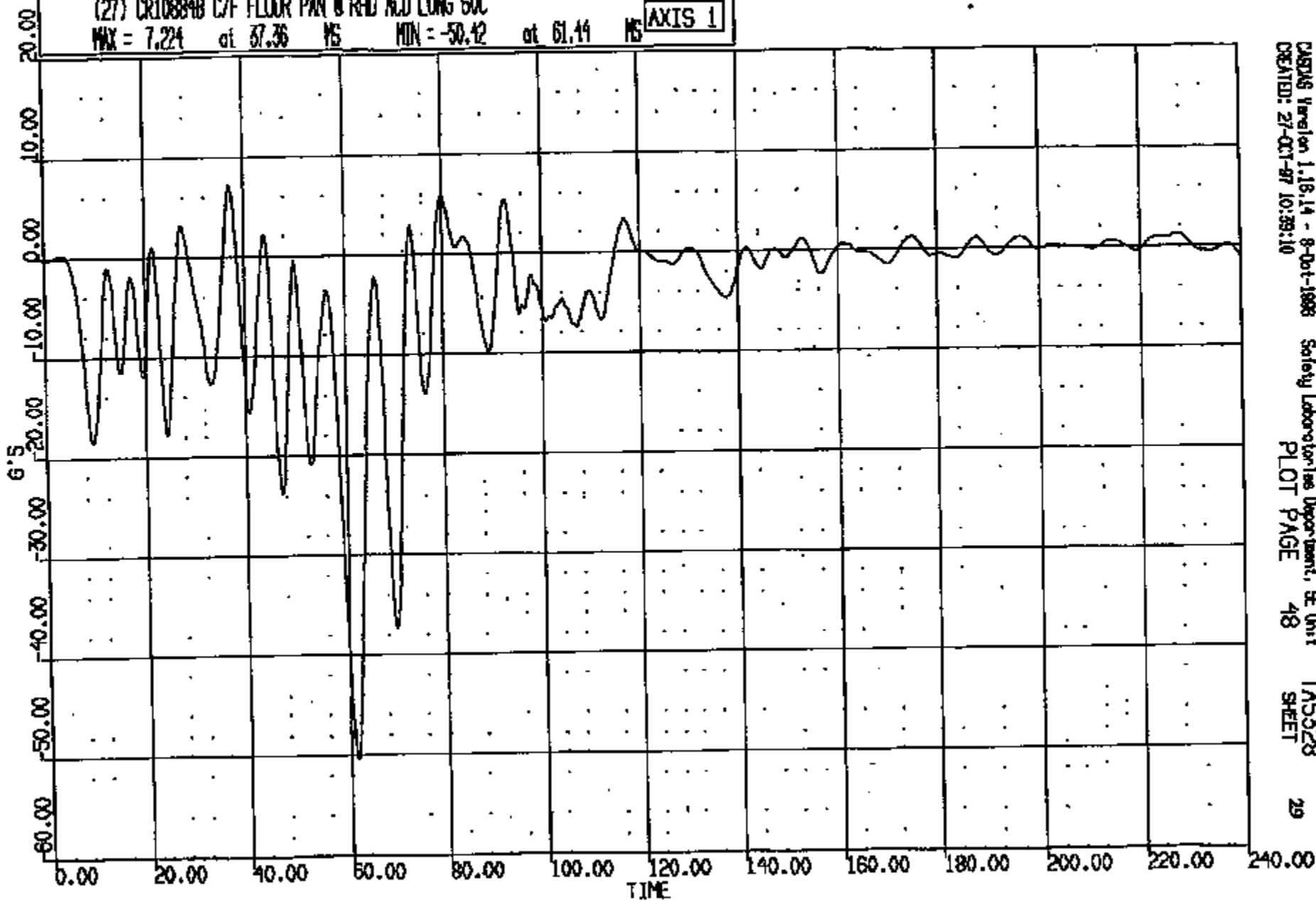


CRSING Version 1.16.14 - 8-Oct-1998 Safety Laboratories Department, BE Unit
CREATED: 27-OCT-97 10:38:08 PLOT PAGE 47 TA5328
SHEET 28

CRIS 0010884

DR R: 10884 TO: TA5328 DATE: 871027 10:10:49
198X DN-101 UNKNOWN

(27) CR10884B C/F FLOOR PAN @ REID ACD LONG SOC
MAX = 7.224 at 37.36 MS MIN = -50.42 at 61.44 MS **AXIS 1**

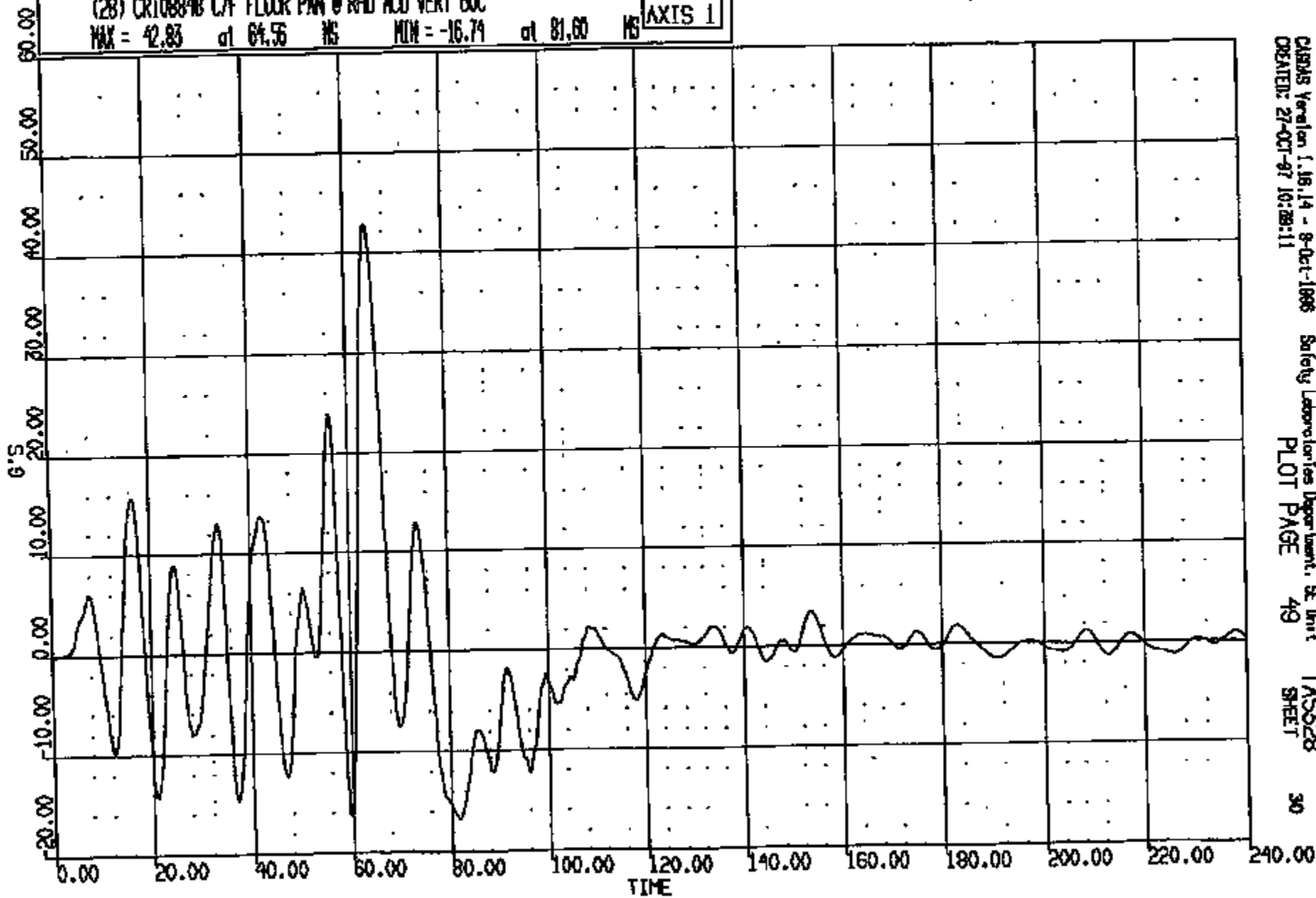


CADDS Version 1.16.14 - 8-Oct-1988 Safety Laboratories Department, SE Unit
CREATED: 27-OCT-87 10:39:10 PLOT PAGE 48 TA5328 29
SHEET

CRTS 0010884

CR R: 10884 TO: TASS28 DATE: 871027 10:10:40
199X DN-101 UNKNOWN

(28) CR10884B C/F FLOOR PAN @ RHD ACD VERT 60C
MAX = 42.83 at 64.55 MS MIN = -16.74 at 81.60 MS **AXIS 1**



CRAMS Version 1.16.14 - 8-Oct-1986
CREATED: 27-OCT-87 16:28:11

Safety Laboratories Department, SE Unit
PLOT PAGE 49

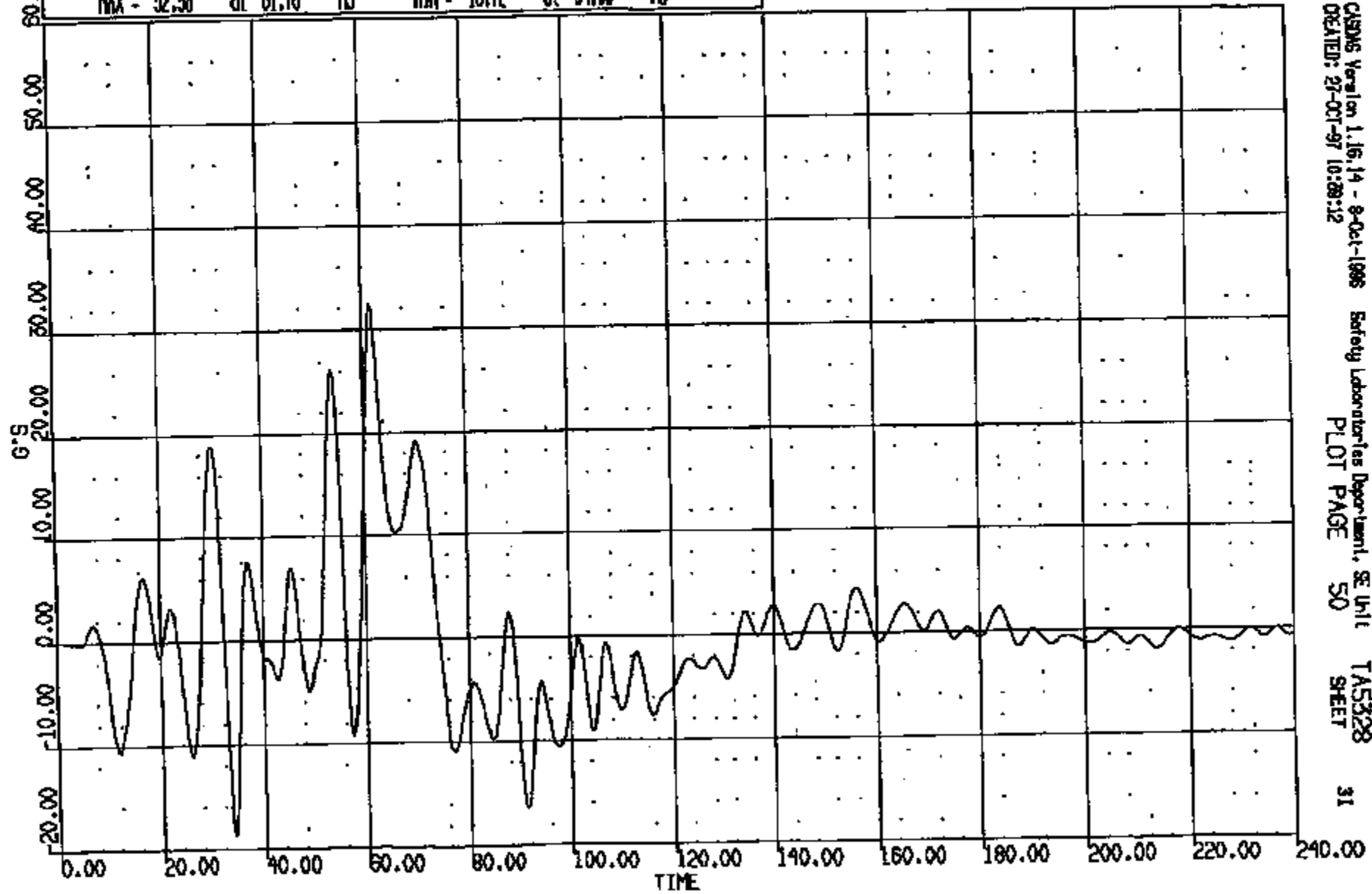
TASS28
SHEET

30

CRIS 0010884

DR #: 10884 TO: T45328 DATE: 971027 10:10:48
189X DN-101 UNKNOWN

(29) CR10884B C/F FLOOR PAN @ RAD ACQ LAT 60C
MAX = 32.30 at 61.76 MS MIN = -18.72 at 34.00 MS **AXIS 1**

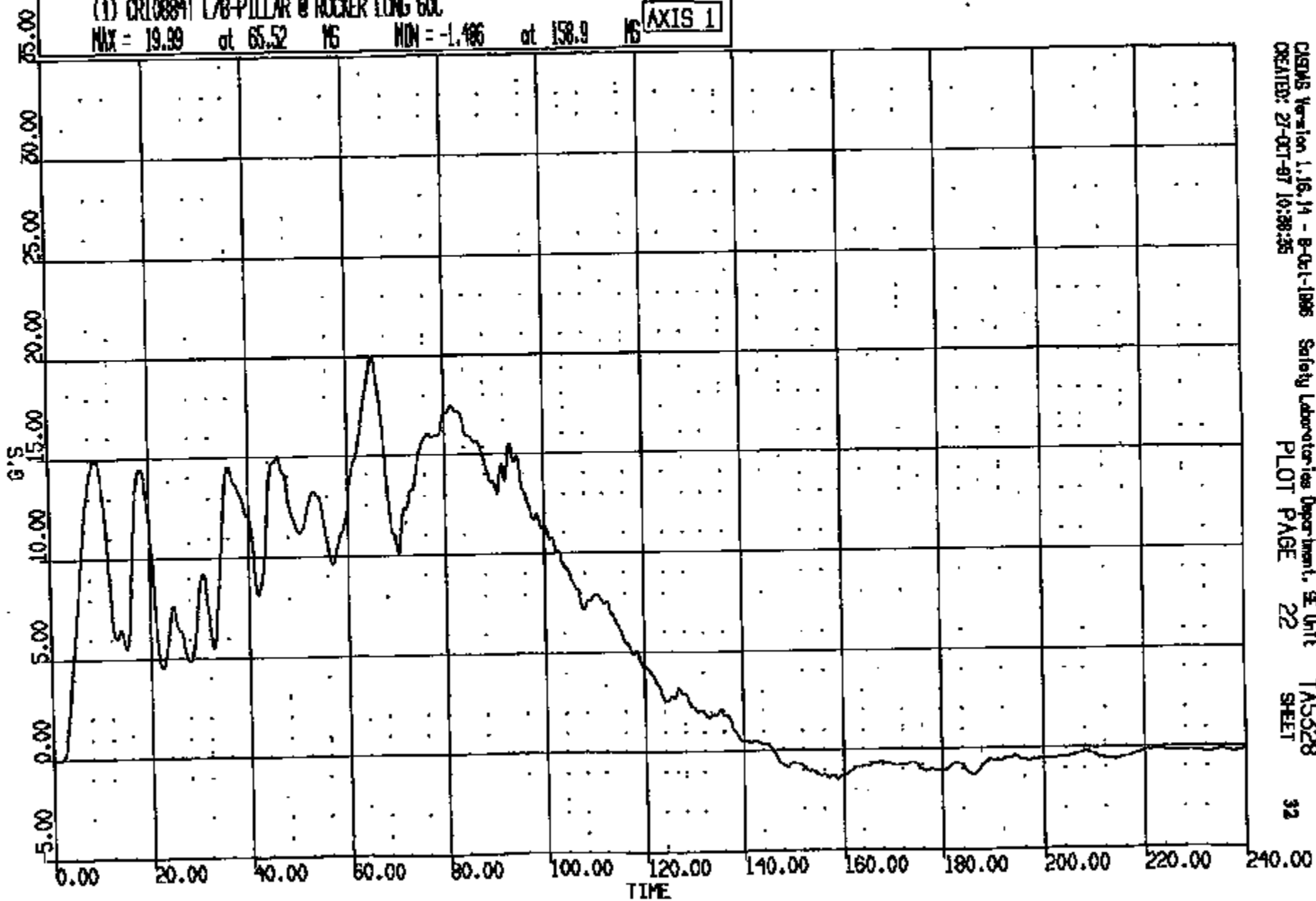


CASMS Version 1.16.14 - 8-Oct-1998 Safety Laboratories Department, SE Unit T45328
CREATED: 27-OCT-97 10:28:12 PLOT PAGE 50 SHEET 31

CRTS 0010884

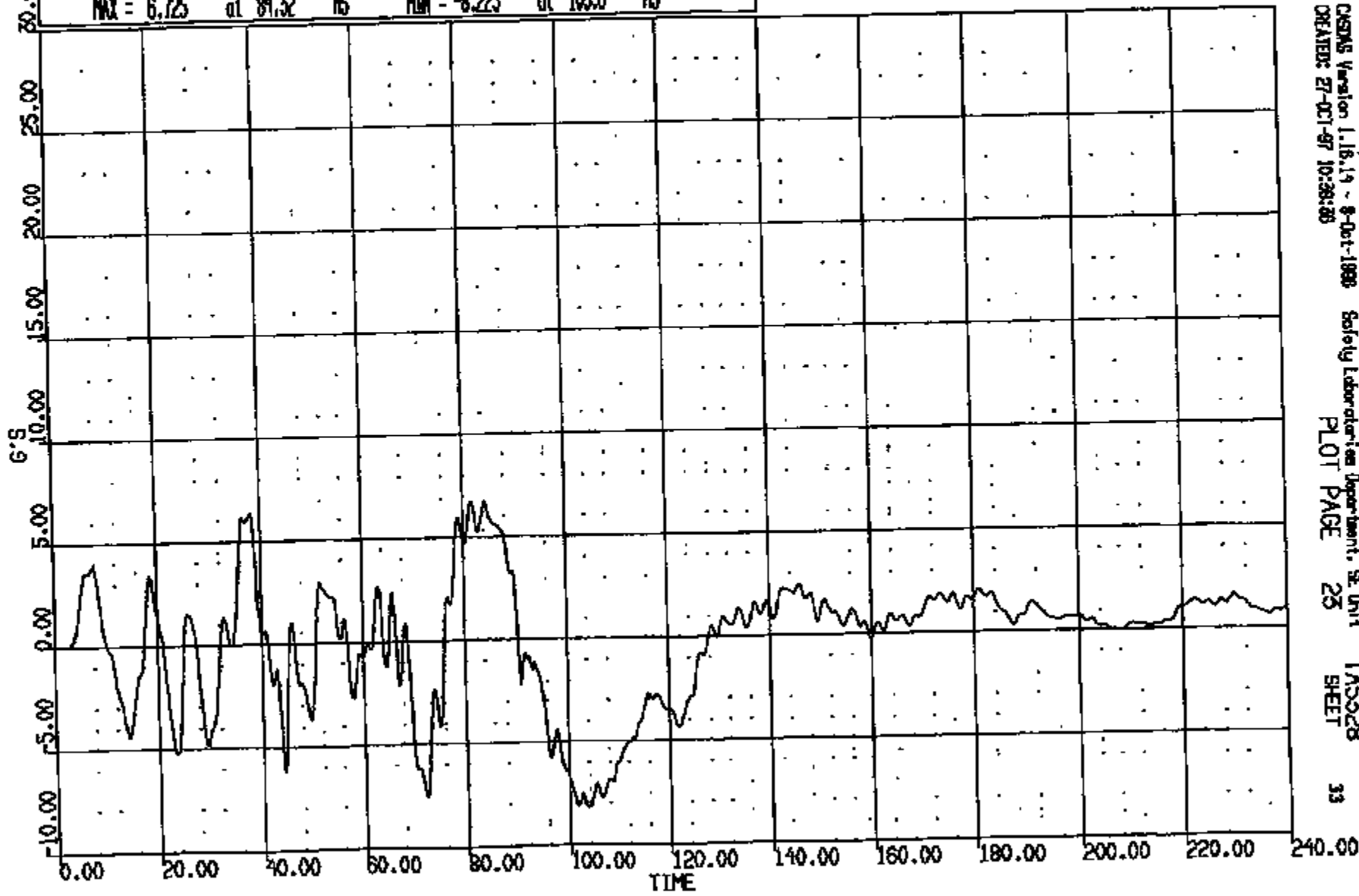
CR #: 10884 TO: TAS328 DATE: 971027 10:10:49
199X DN-101 UNKNOWN

(1) CR10884T L/B-PILLAR @ ROCKER LONG 60C
MAX = 19.99 at 65.52 MS MIN = -1.186 at 158.9 MS **AXIS 1**



CR R: 10884 TO: TASS28 DATE: 871027 10:10:48
189X DN-101 UNKNOWN

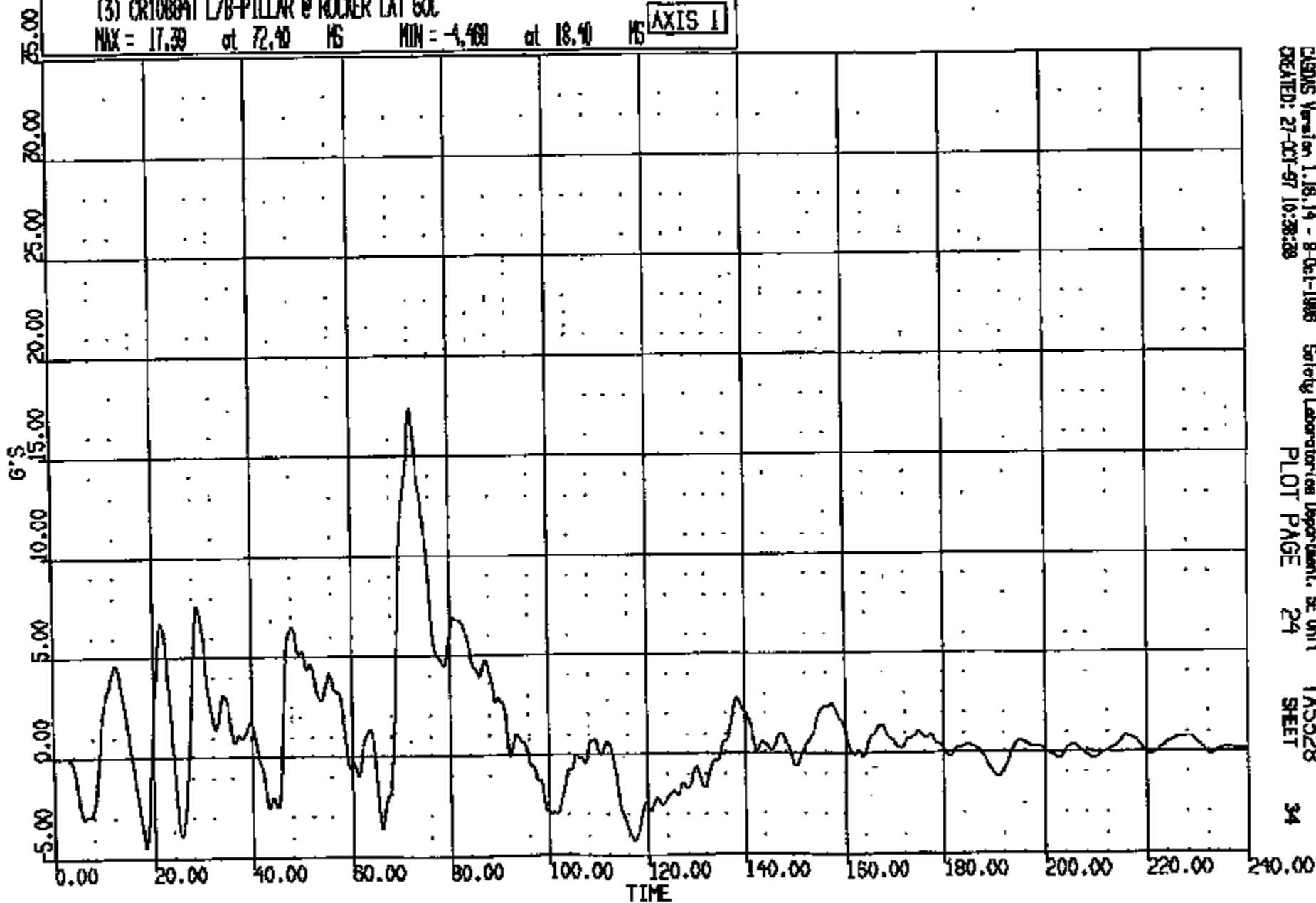
(2) CR10884T L/B-PILLAR @ ROCKER VERT 60C
MAX = 6.725 at 84.32 MS MIN = -8.225 at 103.8 MS **AXIS 1**



CRTS 0010884

CR R: 10884 TO: TAS328 DATE: 971027 10:10:49
188X DN-101 UNKNOWN

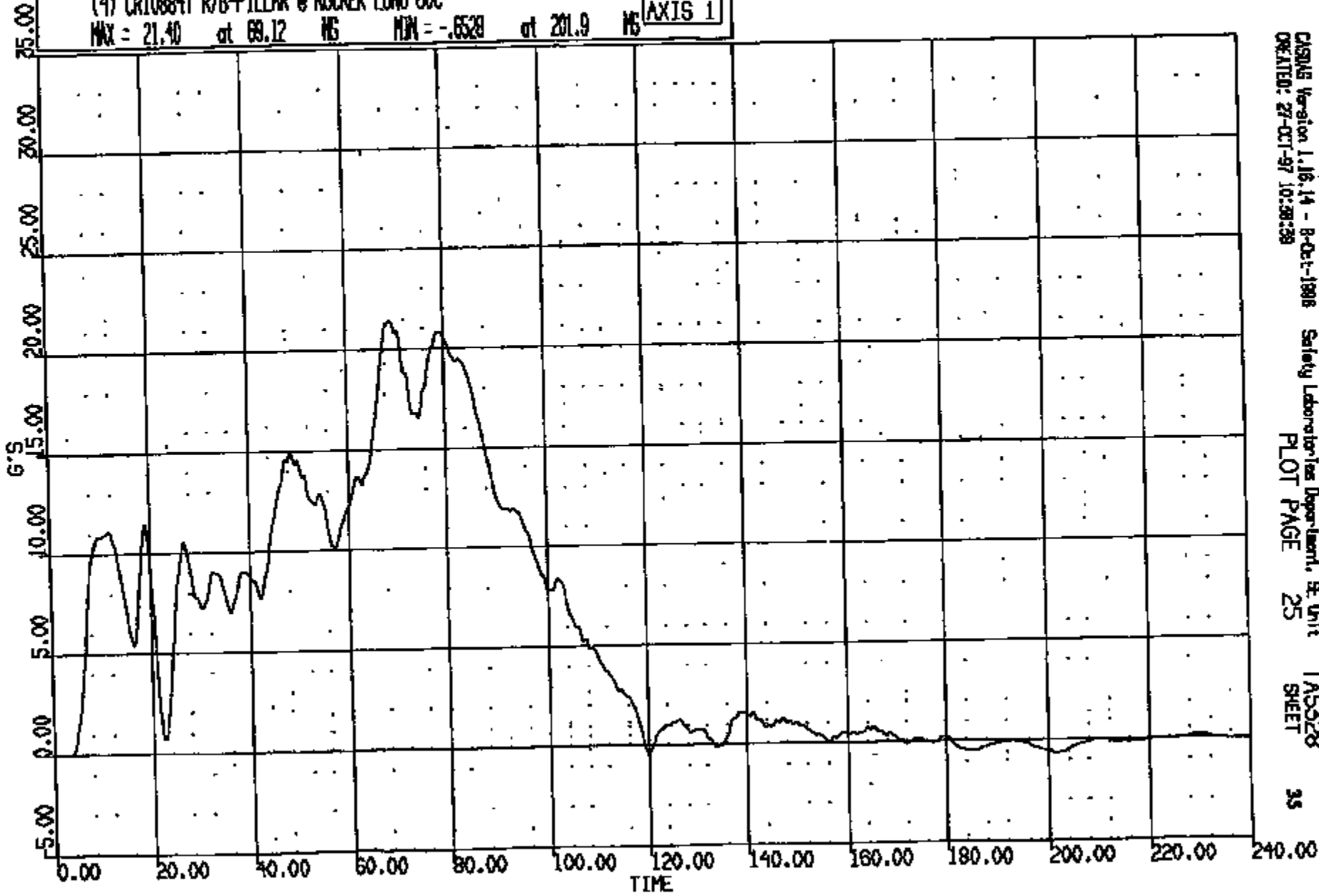
(3) CR10884T L/B-PILLAR @ ROCKER LAT 60C
MAX = 17.39 at 72.40 MS MIN = -4.469 at 18.40 MS **AXIS 1**



CRTS 0010884

CR R: 10884 TO: TASS28 DATE: 971027 10:10:48
199X DN-101 UNKNOWN

(4) CR10884T R/B-PILLAR @ ROCKER LONG 60C
MAX = 21.40 at 69.12 MS MIN = -.6528 at 201.9 MS **AXIS 1**



CASMG Version 1.16.14 - 8-Oct-1998
CREATED: 27-OCT-97 10:58:38

Safety Laboratories Department, SE Unit
PLOT PAGE 25

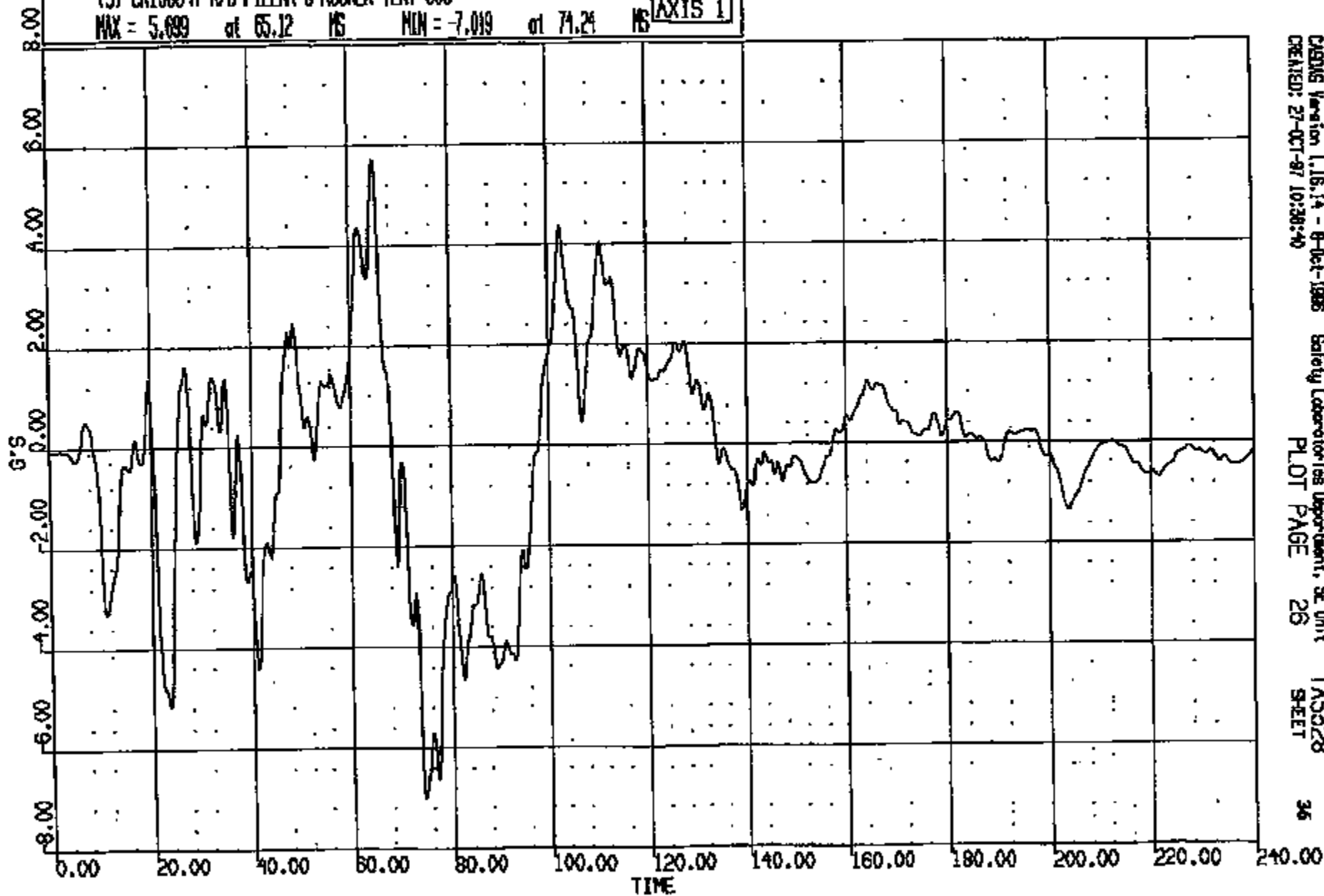
TASS28
SHEET

35

CRTS 0010884

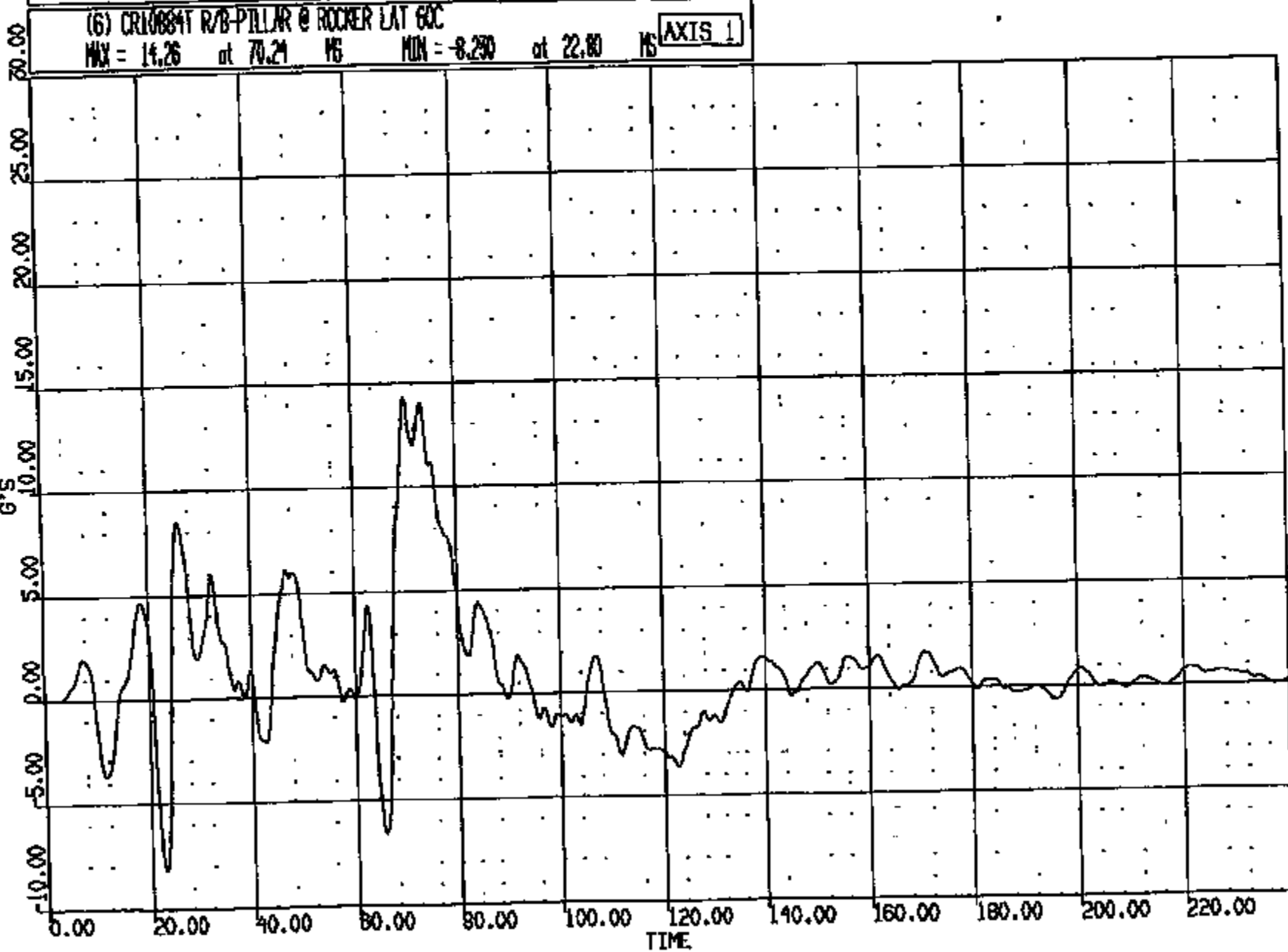
CR #: 10884 TO: TA5328 DATE: 971027 10:10:49
100X DN-101 UNKNOWN

(5) CR10884T R/B-PILLAR @ ROCKER VERT 60C
MAX = 5.099 at 65.12 MS MIN = -7.019 at 71.24 MS **AXIS 1**



CRTS 0010884

CR R: 10884 TO: TAS328 DATE: 971027 10:10:49
199X DN-101 UNKNOWN

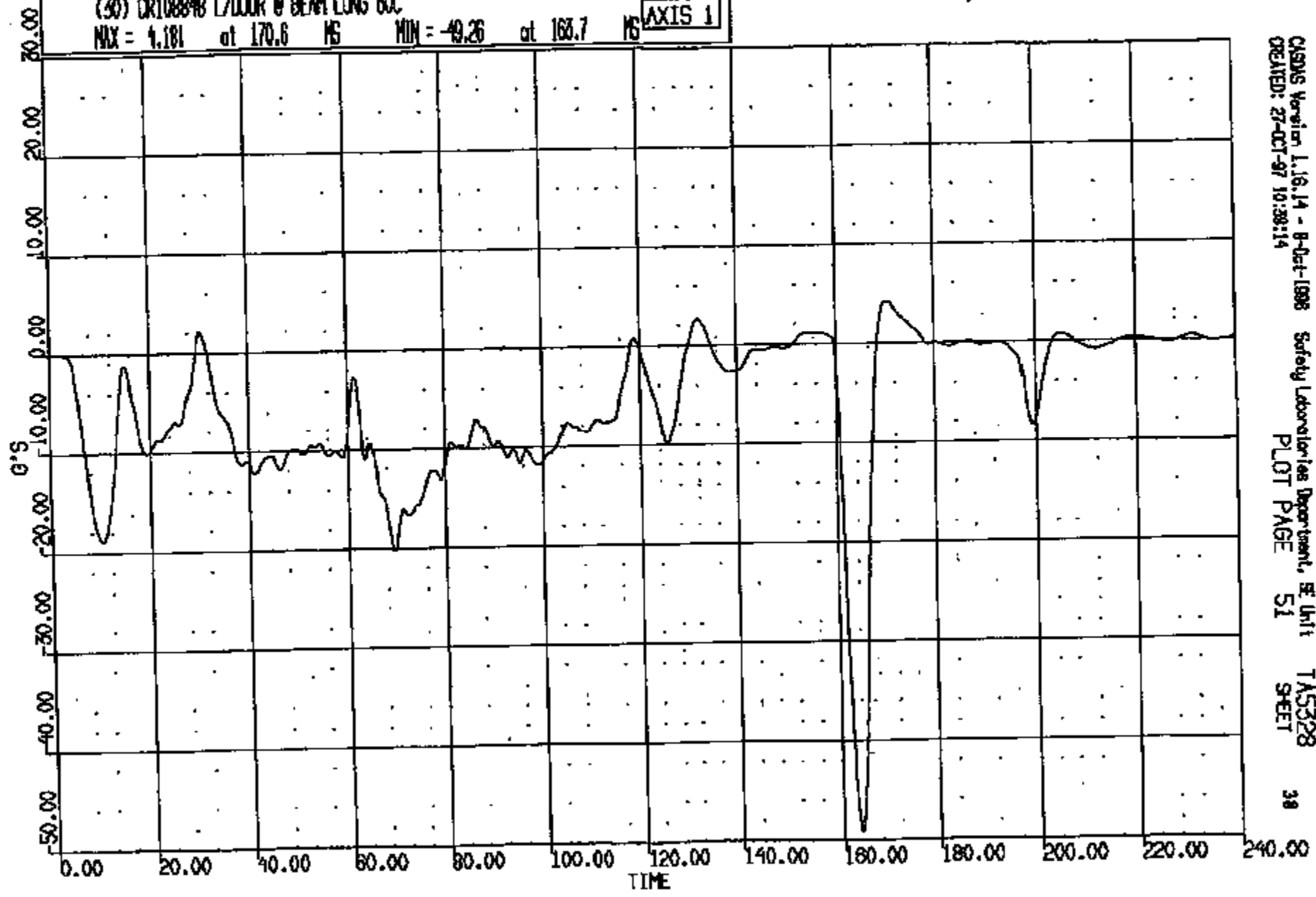


CRONS Version 1.18.14 - 8-Oct-1985 Safety Laboratories Department, SE Unit
CREATED: 27-OCT-97 10:38:42 PLOT PAGE 27 TAS328 SHEET 37

CRTS 0010884

CR #: 10884 TO: TAS328 DATE: 871027 10:10:48
198X DN-101 UNKNOWN

(30) CR10884B L/DOOR @ BEAM LONG 60C
MAX = 4.181 at 170.6 MS MIN = -49.26 at 168.7 MS **AXIS 1**

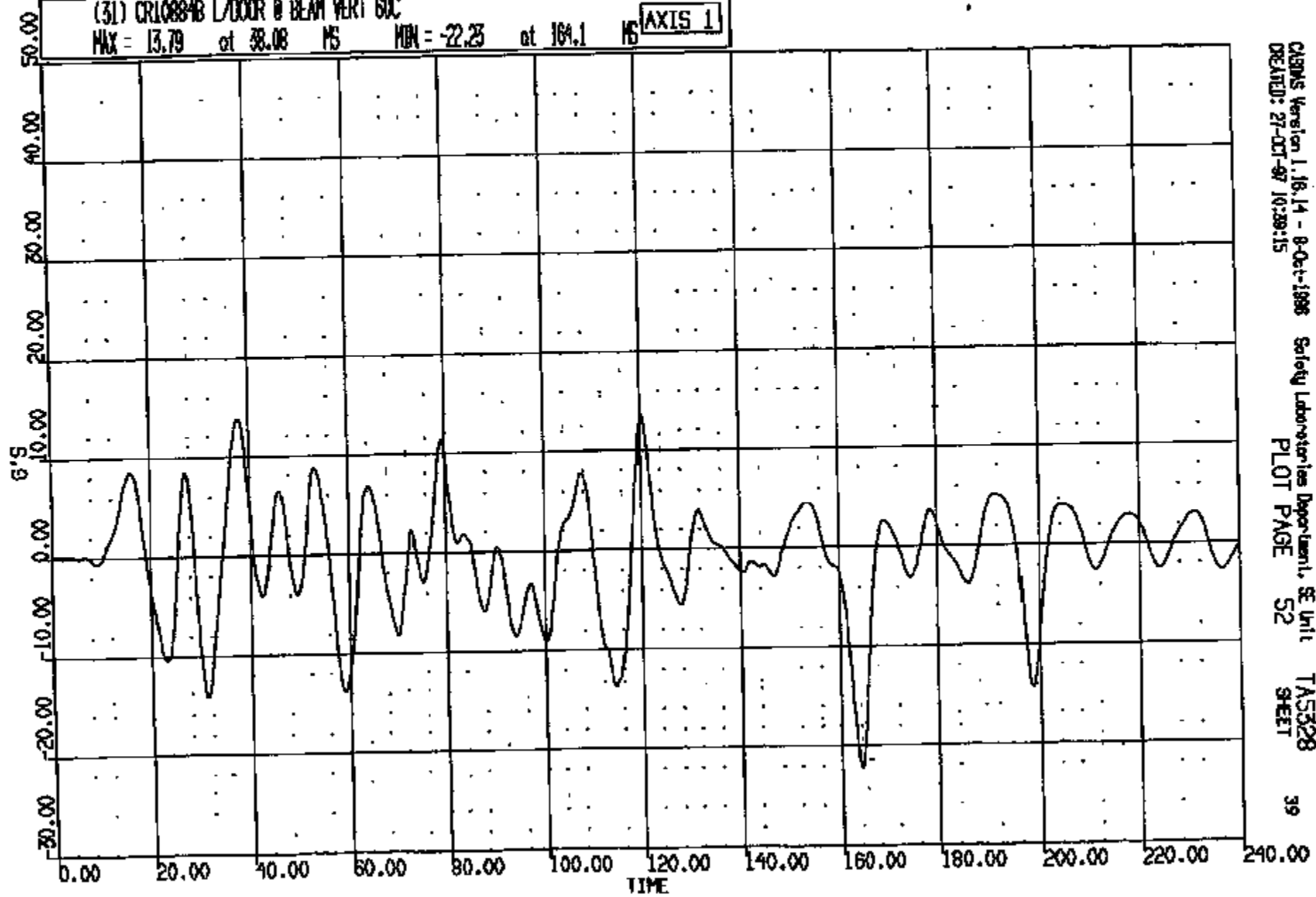


CASUS Version 1.16.14 - 8-Oct-1988 Safety Laboratories Department, E Unit TAS328
CREATED: 27-OCT-87 10:38:14 PLOT PAGE 51 SHEET 38

CRTS 0010884

CR #: 10884 TO: TASS28 DATE: 871027 10:10:40
189X DN-101 UNKNOWN

(31) CR10884B L/DOOR @ BEAM VERT 60C
MAX = 13.79 at 38.08 MS MIN = -22.23 at 164.1 MS **AXIS 1**

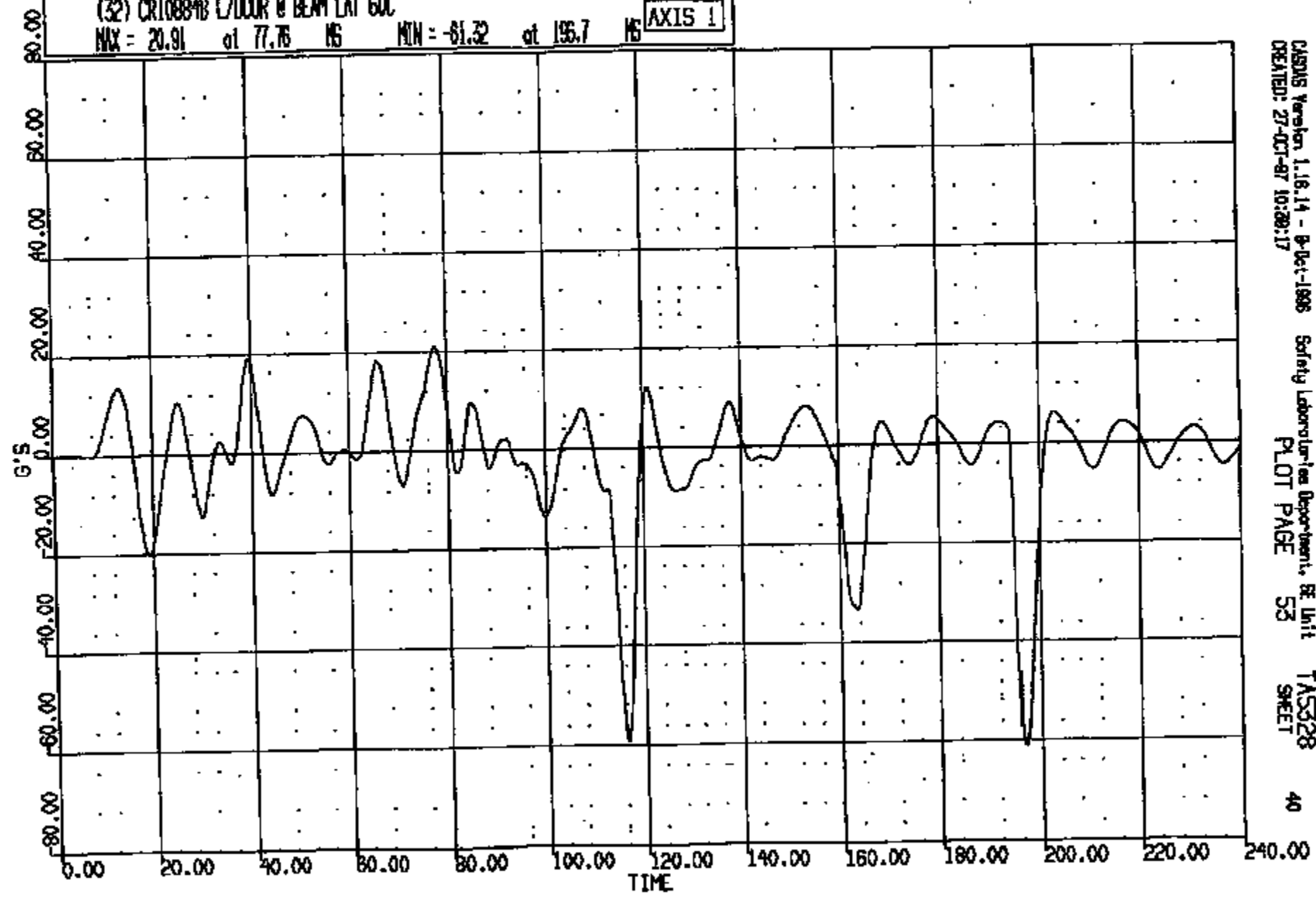


CRAMS Version 1.16.14 - 8-Oct-1986 Safety Laboratories Department, SE Unit
CREATED: 27-OCT-87 10:20:15 PLOT PAGE 52 TASS28 SHEET 39

CRTS 0010884

CR R: 10884 TO: TAS328 DATE: 071027 10:10:49
189X DN-101 UNKNOWN

(32) CR10884B L/DOOR @ BEAM LAT 60C
MAX = 20.91 at 77.76 MS MIN = -61.32 at 195.7 MS AXIS 1

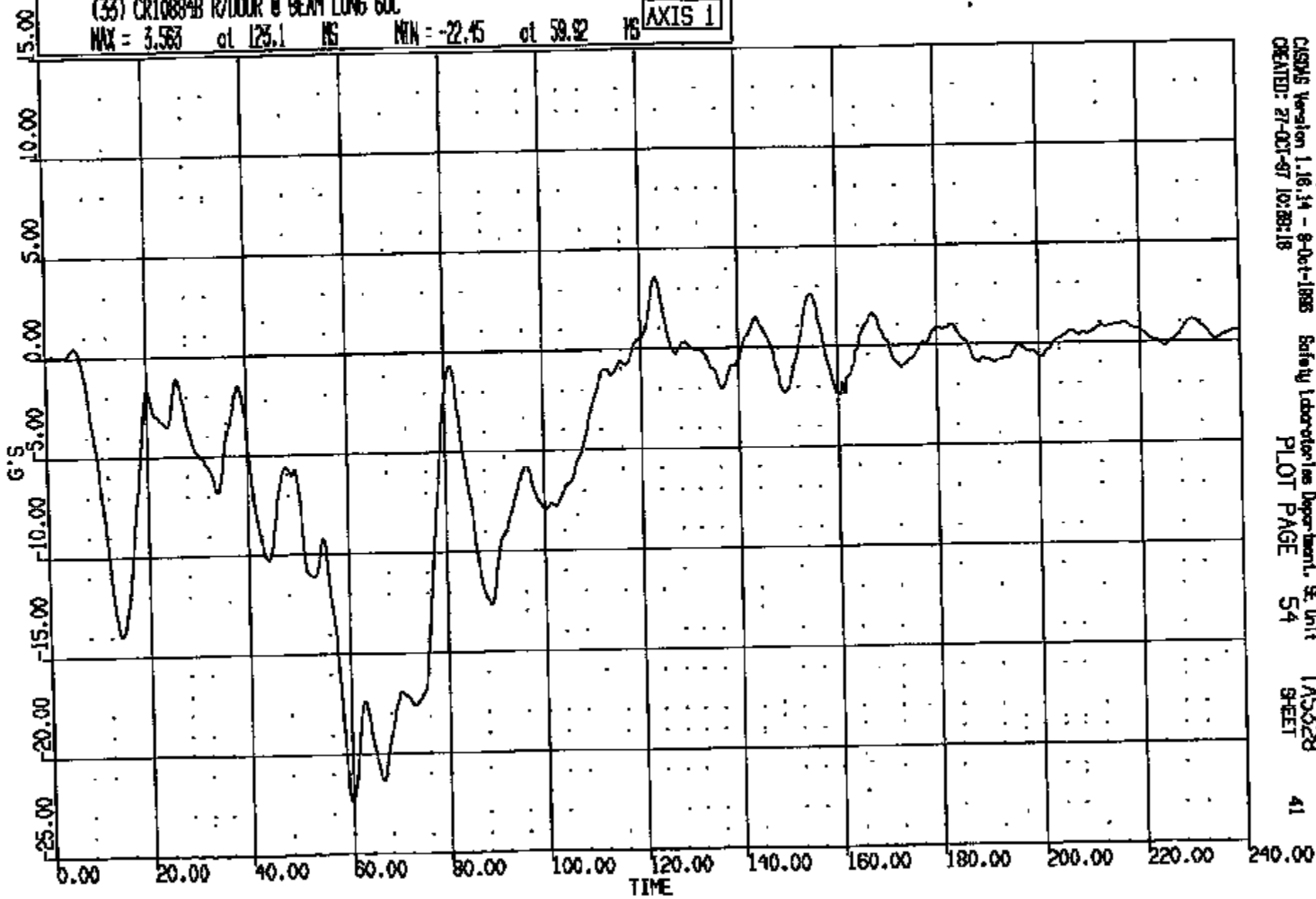


CASUIS Version 1.18.14 - B-Dec-1998 Safety Laboratories Department, BE Unit TAS328
CREATED: 27-OCT-97 10:29:17 PLOT PAGE 53 SHEET 40

CRITS 0010884

CR #: 1088# TO: TA5328 DATE: 971027 10:10:49
199X DN-101 UNKNOWN

(33) CR1088#B R/DOOR @ BEAM LONG 60C
MAX = 3.563 of 123.1 MS MIN = -22.45 of 59.92 MS **AXIS 1**



CISMS Version 1.16.14 - 9-Oct-1995
CREATED: 27-Oct-97 10:28:18

Safety Laboratories Department, SE Unit
PLOT PAGE 54

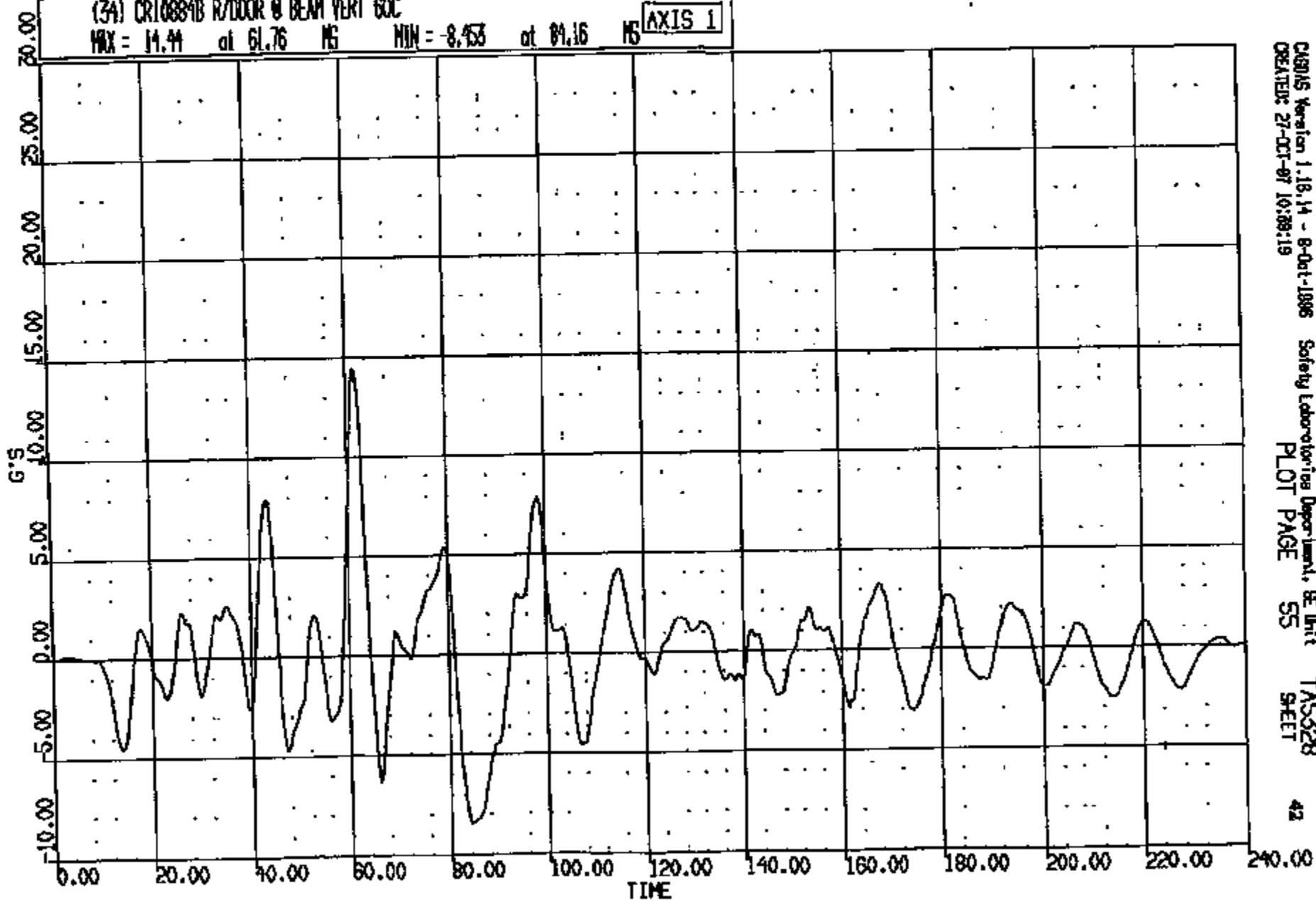
TA5328
SHEET

41

CRTS 0010884

CR R: 10884 TO: TA5328 DATE: 971027 10:10:49
189X ON-101 UNKNOWN

(3A) CR10884B R/DOOR @ BEAM VERT 60C
MAX = 14.41 at 61.76 MS MIN = -8.453 at 81.16 MS AXIS 1



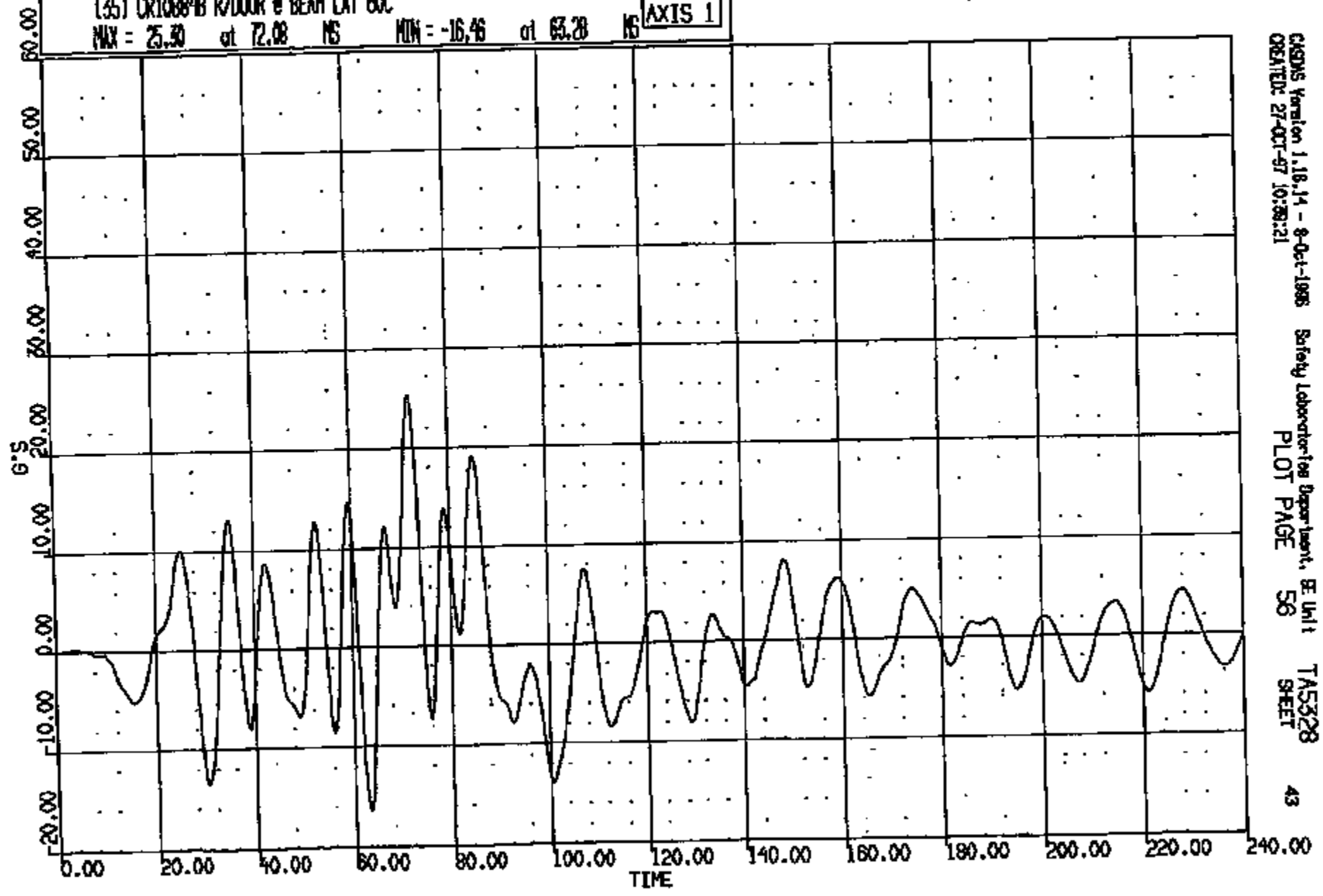
CABINS Version 1.18.14 - 8-Oct-1996
CREATED: 27-OCT-97 10:08:19

Safety Laboratories Department, BE Unit
PLOT PAGE 55

TA5328
SHEET

CR R: 10884 TO: TA5328 DATE: 971027 10:10:48
199X DN-101 UNKNOWN

(35) CR10884B R/DOOR @ BEAM LAT 60C
MAX = 25.30 at 72.08 NS MIN = -16.46 at 63.28 NS **AXIS 1**

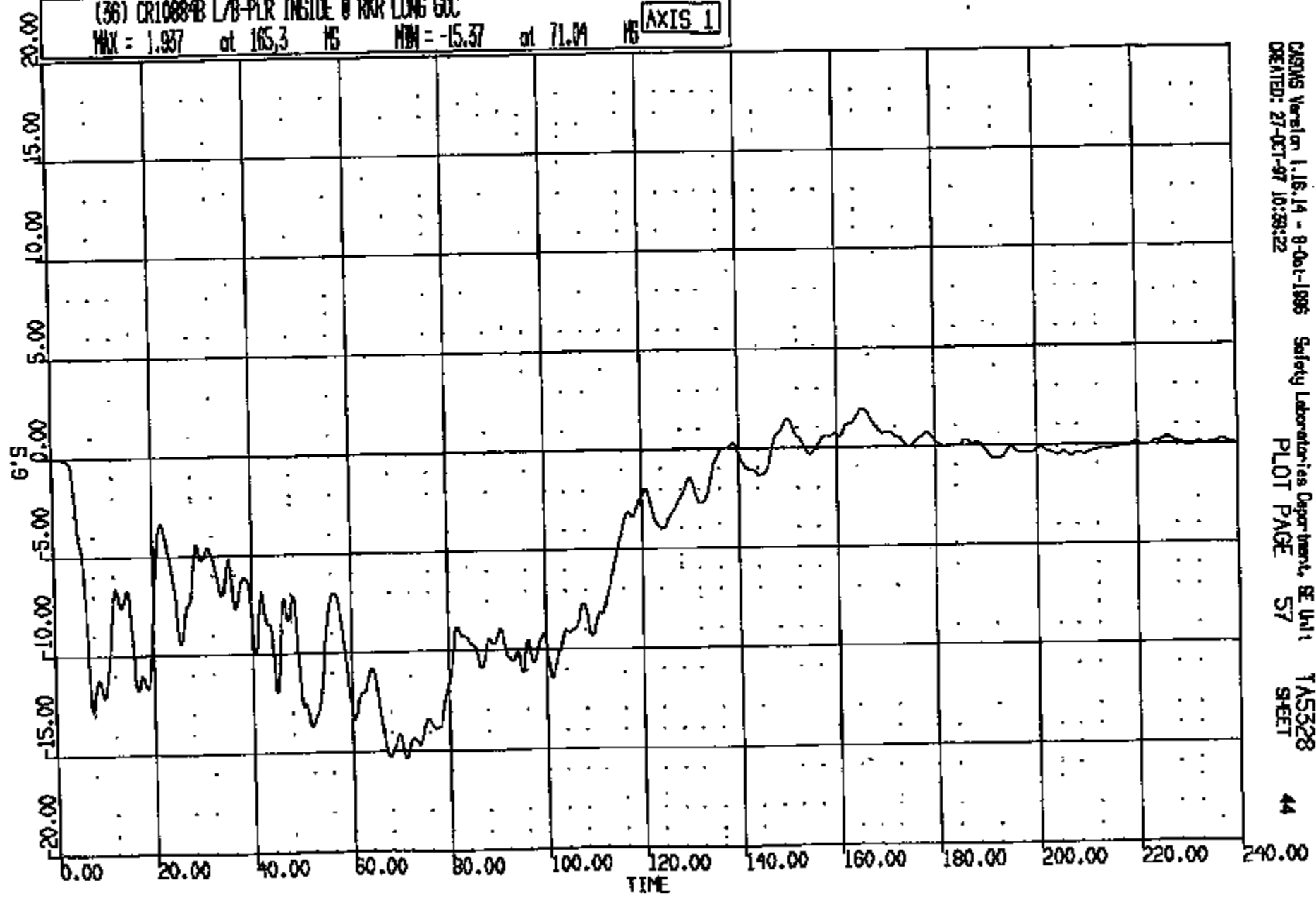


CRITS 0010884

CASDMS Version 1.18.14 - 8-Oct-1995 Safety Laboratories Department, BE Unit 1
CREATED: 27-OCT-97 10:08:21
PLOT PAGE 56 TAS328
SHEET 43

CR R: 10884 TO: TA5328 DATE: 871027 10:10:48
189X DN-101 UNKNOWN

(36) CR10884B L/B-PLR INSIDE @ RKR LONG GOC
MAX = 1.937 at 165.3 MS MIN = -15.37 at 71.04 MS **AXIS 1**

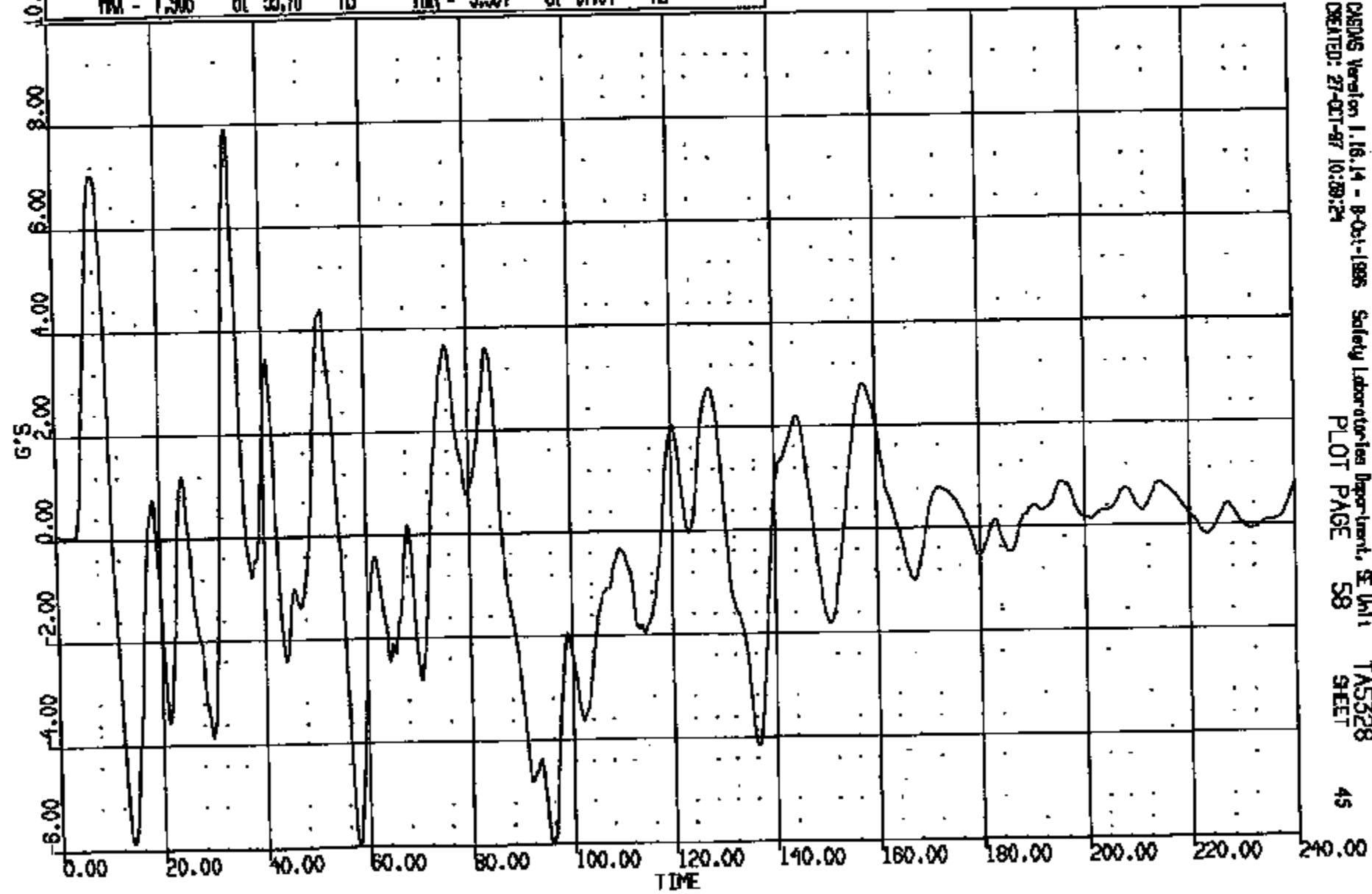


CRSIS Version 1.16.14 - 8-Oct-1995 Safety Laboratories Department, SE Unit
CREATED: 27-OCT-97 10:28:22 PLOT PAGE 57 TA5328 SHEET 44

CRIS 0010884

CR #: 10884 TO: TA5328 DATE: 971027 10:10:48
199X DN-101 UNKNOWN

(37) CR10884B L/B-PLR INSIDE @ RKR VERT 60C
MAX = 7.906 at 33.76 MS MIN = -5.984 at 57.84 MS **AXIS 1**

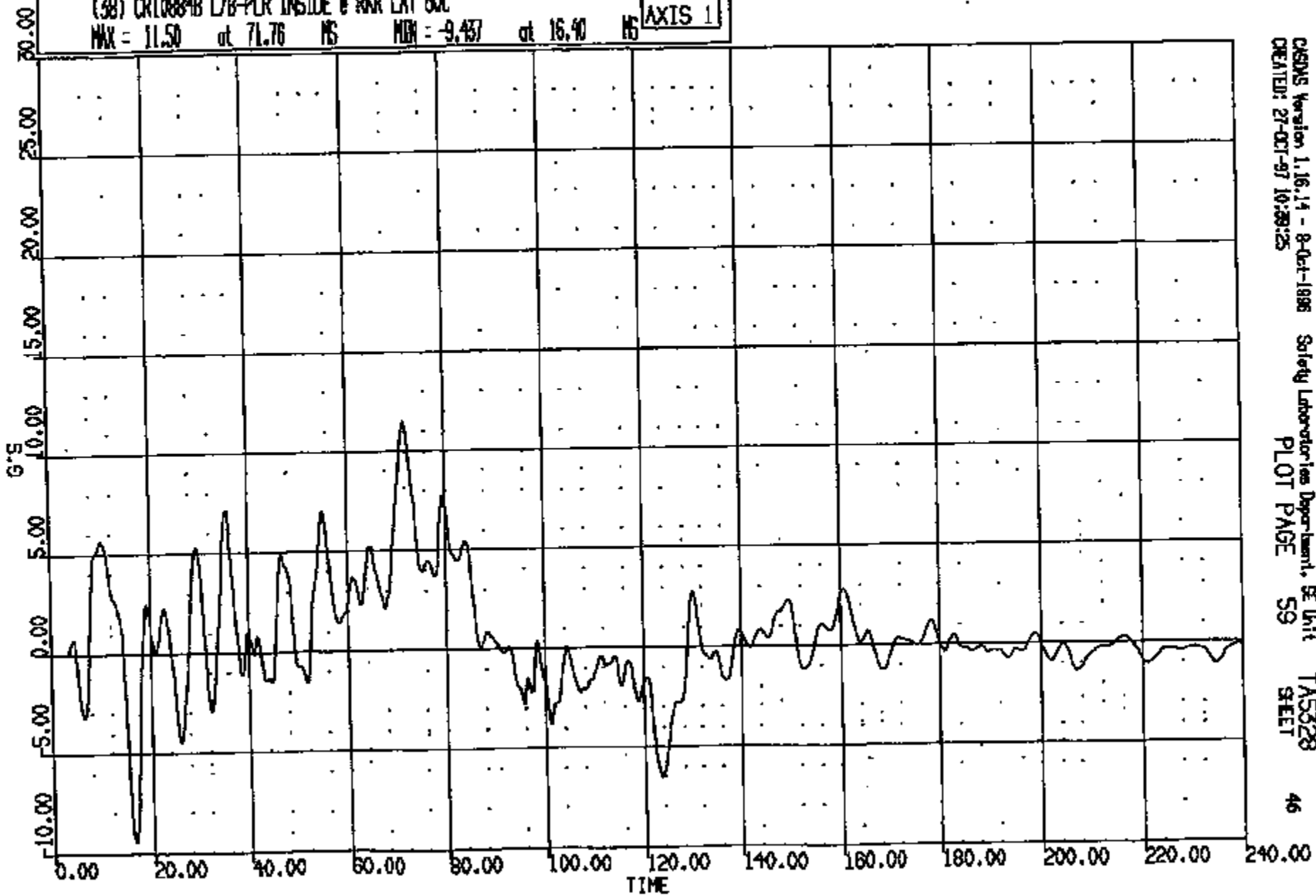


CRAMS Version 1.16.14 - 8-01-1995 Safety Laboratories Department, SE Unit 1
CREATED: 27-01-97 10:39:24
PLOT PAGE 58
TAS328
SHEET 9
45

CRTS 0010884

DIR: 10884 TO: TAB328 DATE: 971027 10:10:49
100X DN-101 UNKNOWN

(38) CR10884B L/B-PLR INSIDE @ PKR LAT 50C
MAX = 11.50 at 71.76 MS MIN = -9.437 at 16.40 MS **AXIS 1**



CGSMS Version 1.16.14 - 8-Oct-1996
CREATED: 27-Oct-97 10:28:25

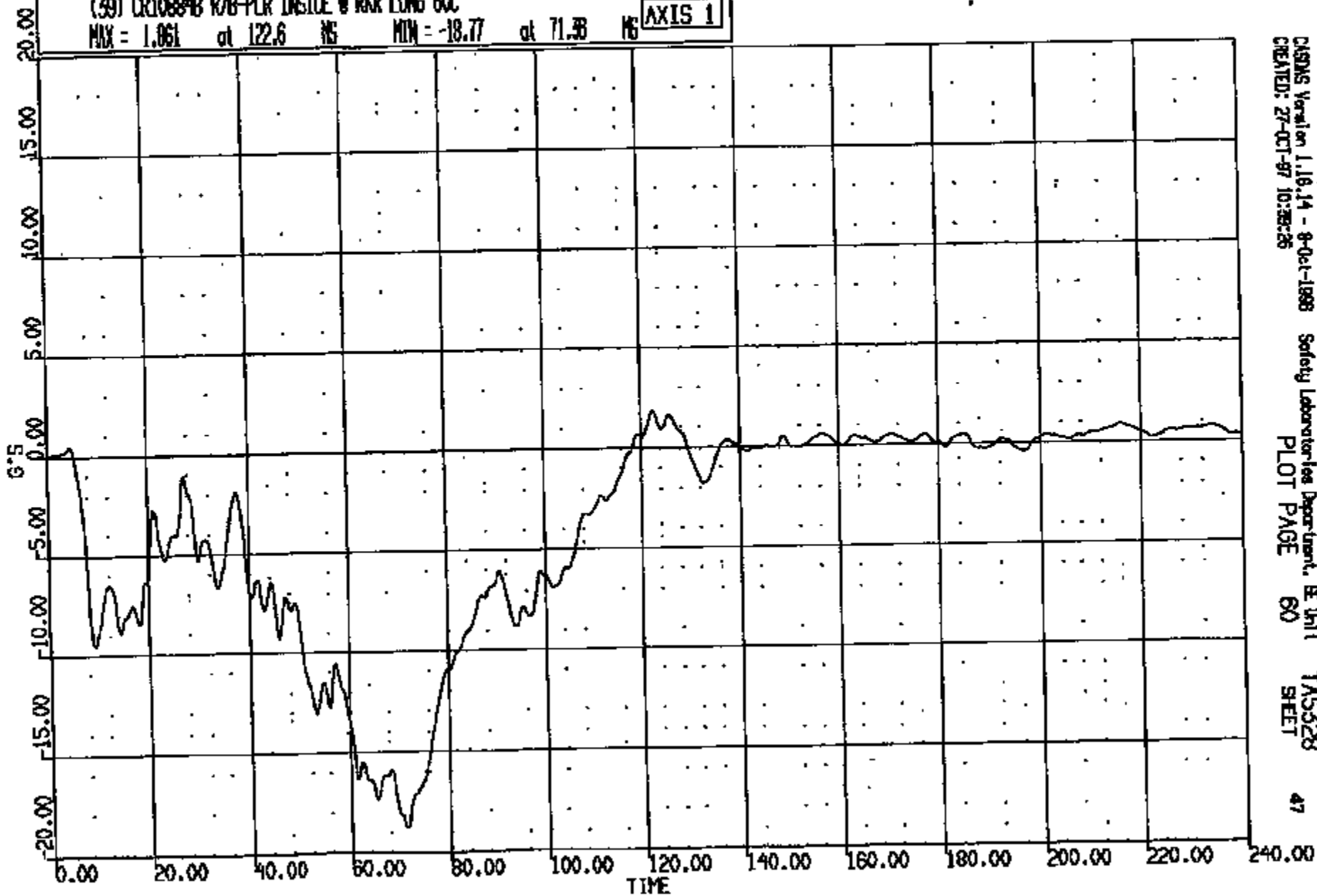
Safety Laboratories Department, SE Unit
PLOT PAGE 59

TAB328
SHEET

CRTS 0010884

CR R: 10884 TO: TAS328 DATE: 071027 10:10:49
100X DN-101 UNKNOWN

(39) CR10884B R/B-PLR INSIDE @ RKR LONG 60C
MAX = 1.061 at 122.6 NS MIN = -18.77 at 71.35 NS **AXIS 1**

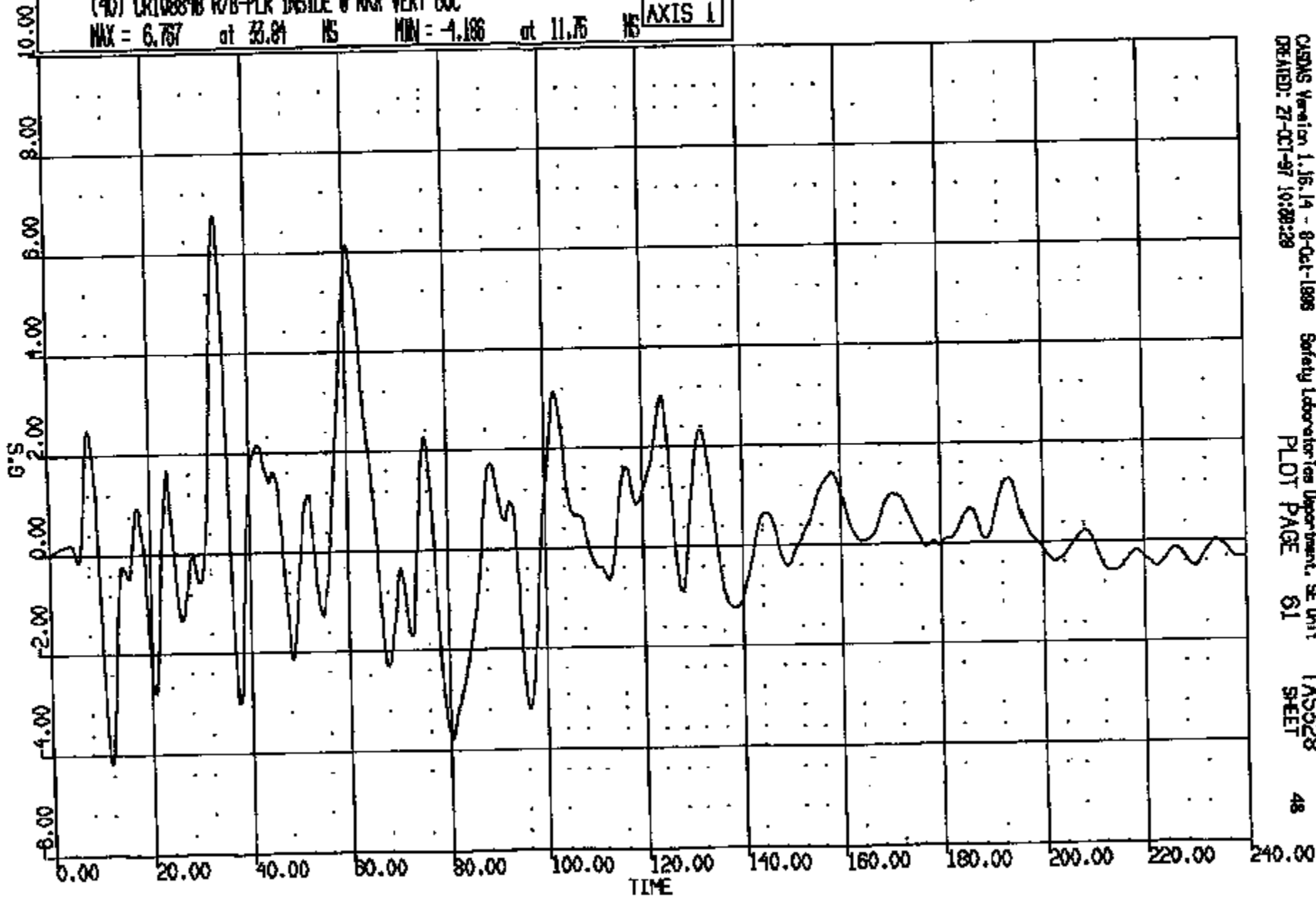


CASIMS Version 1.16.14 - 8-Oct-1998 Safety Laboratories Department, E 1411 TAS328 47
CREATED: 27-Oct-97 10:28:26 PLOT PAGE 60 SHEET

CRTS 0010884

CR R: 10884 TD: TAS328 DATE: 871027 10:10:48
189X DN-101 UNKNOWN

(40) CR10884B R/B-PLR INSIDE @ RGR VERT 60C
MAX = 6.757 at 33.84 NS MIN = -4.186 at 11.75 NS **AXIS 1**

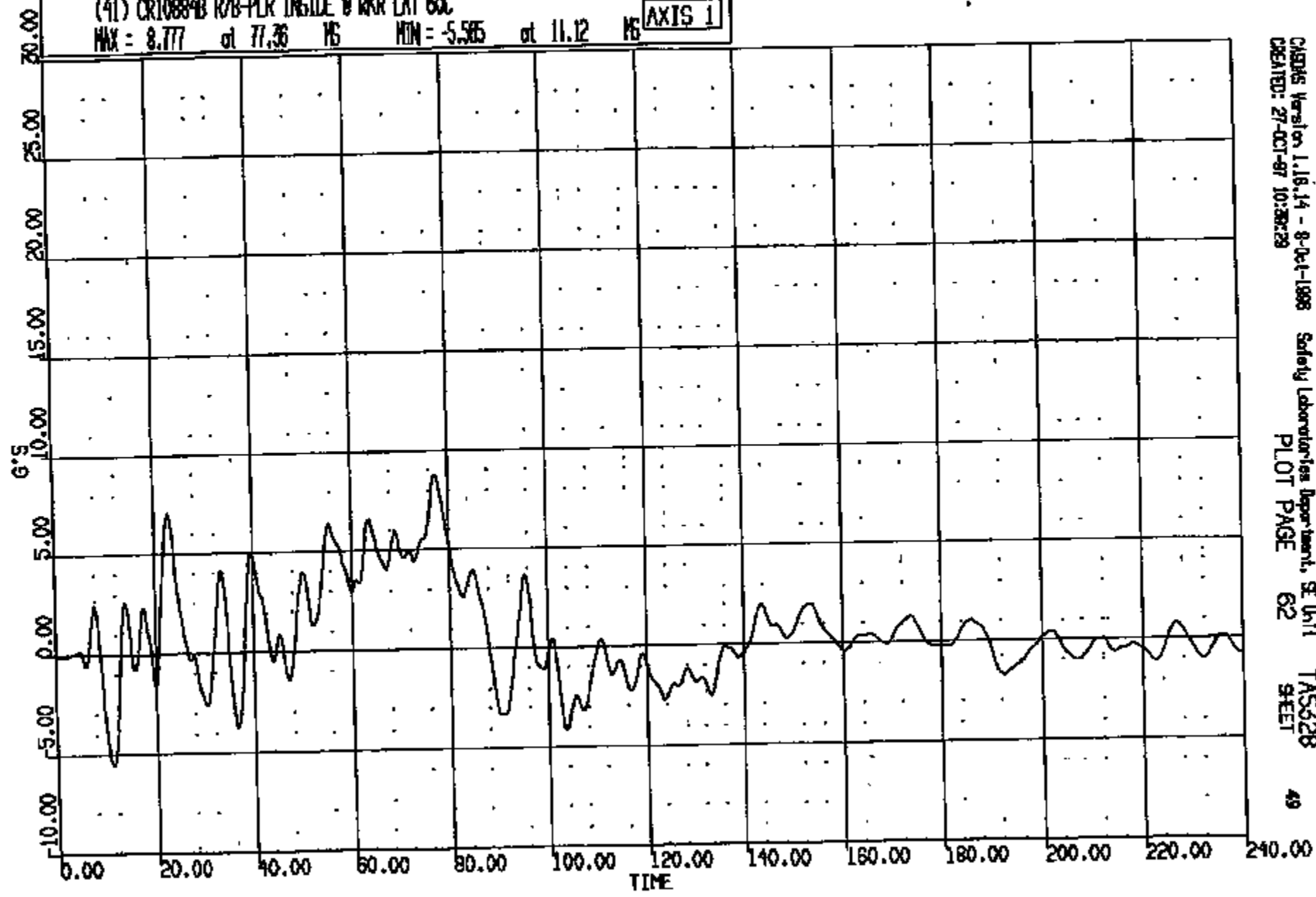


CASMG Version 1.16.14 - 8-Oct-1988 Safety Laboratories Department, SE Unit
CREATED: 27-OCT-97 10:38:28 PLOT PAGE 61 TAS328 SHEET 48

CRTS 0010884

CR R: 10884 TO: TASS28 DATE: 871027 10:10:49
199X DN-101 UNKNOWN

(41) CR10884B R/B-PLR INSIDE Ø RKR LAT 60C
MAX = 8.777 at 77.36 MS MIN = -5.585 at 11.12 MS **AXIS 1**



CHASIS Version 1.18.14 - 8-Dec-1988 Safety Laboratories Department, SE Unit TASS28
CREATED: 27-OCT-87 10:38:28 PLOT PAGE 62 SHEET 49

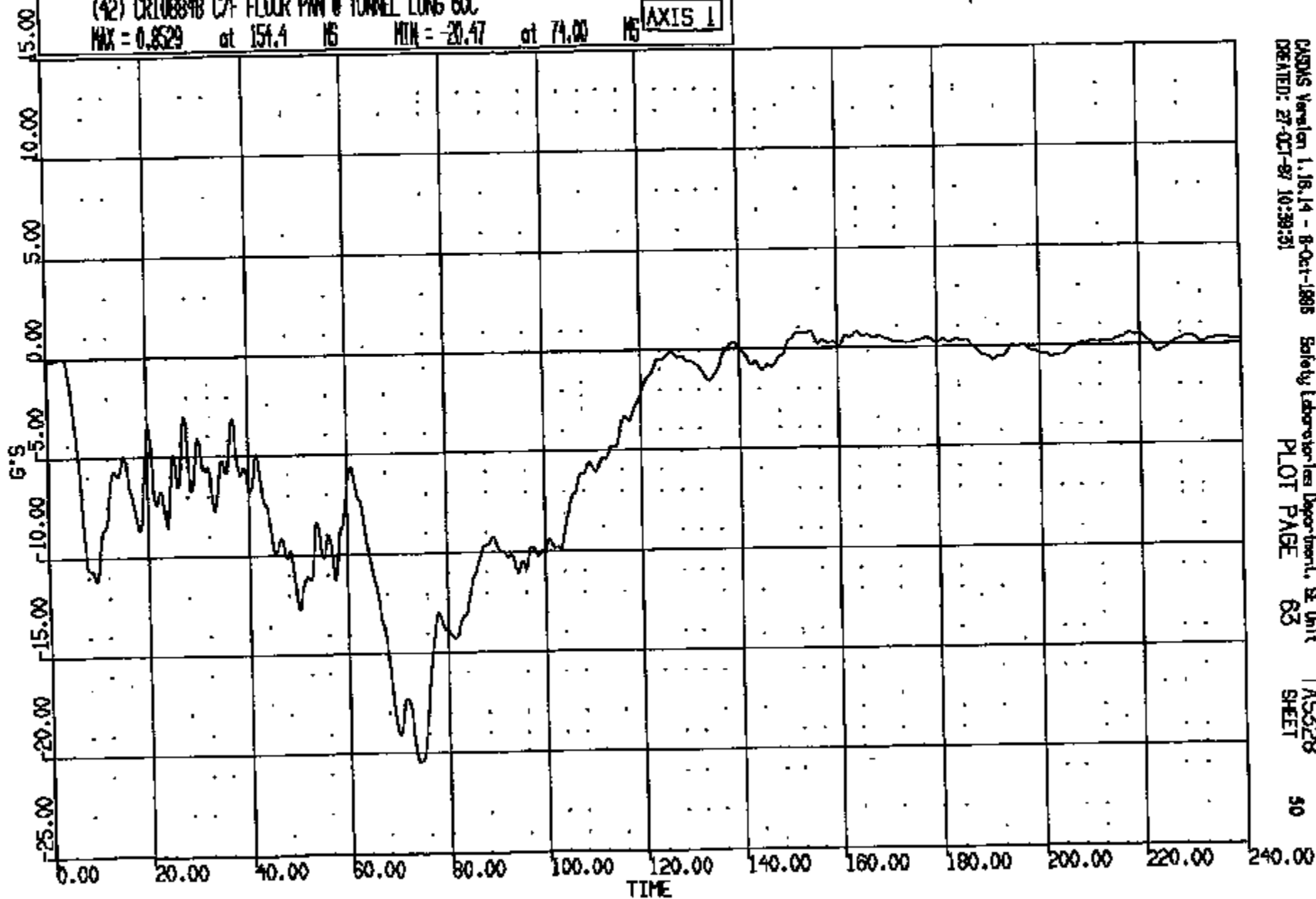
CRTS 0010884

CR R: 10884 TO: TAs328 DATE: 971027 10:10:49
189X DN-101 UNKNOWN

(42) CR10884B C/F FLOOR P/W @ TUNNEL LONG 60C

MAX = 0.8529 at 154.4 MS MIN = -20.47 at 71.00 MS

AXIS 1



CASMS Version 1.16.14 - 8-Oct-1995
CREATED: 27-OCT-97 10:39:31

Safety Laboratories Department, SE Unit
PLOT PAGE 63

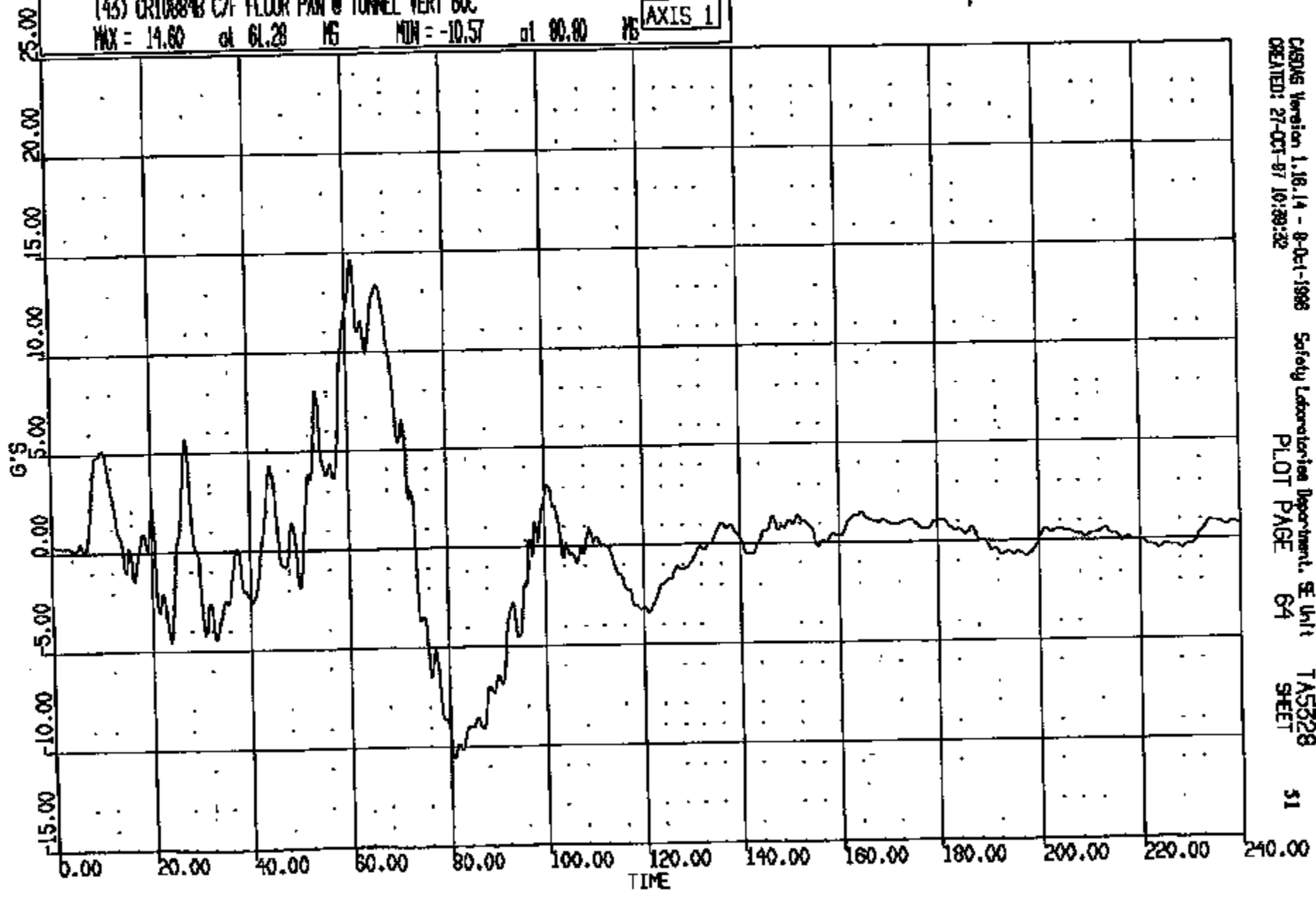
TAs328
SHEET

50

CRTS 0010884

CR R: 10884 TO: TAS328 DATE: 971027 10:10:48
108X DN-101 UNKNOWN

(43) CR10884B C/F FLOOR PAN @ TUNNEL VERT 60C
MAX = 14.60 at 61.28 MS MIN = -10.57 at 80.00 MS **AXIS 1**

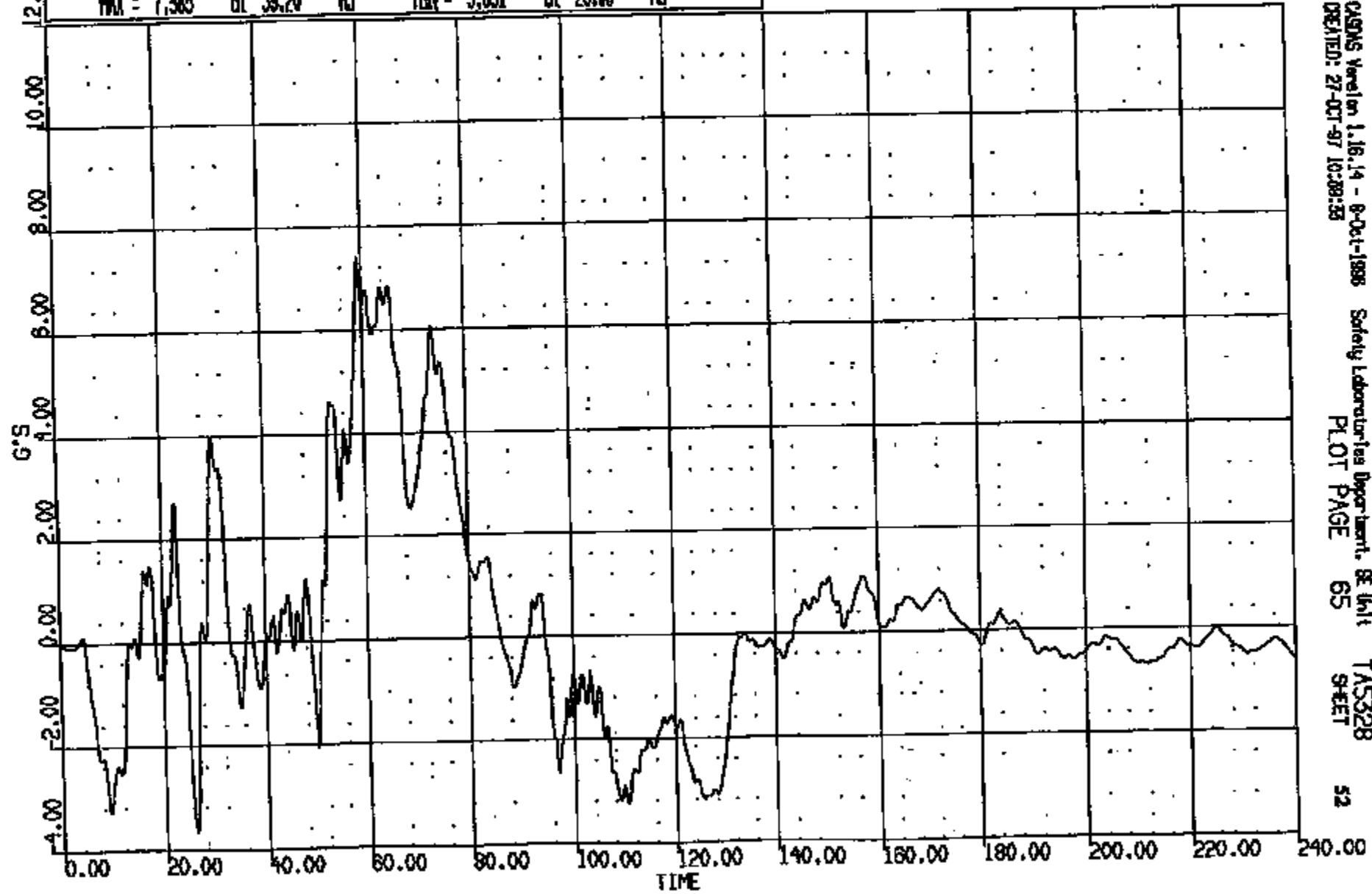


CASUS Version 1.18.14 - 8-Oct-1998 Safety Laboratories Department, SE Unit
CREATED: 27-OCT-97 10:39:32 PLOT PAGE 64 TAS328 SHEET 51

CRTS 0010884

DR R: 10884 TO: TASS28 DATE: 971027 10:10:49
199X DN-101 UNKNOWN

(41) CR10884B C/F FLOOR PAN @ TUNNEL LAT 60C
MAX = 7.383 at 59.20 NS MIN = -3.691 at 26.00 NS **AXIS 1**

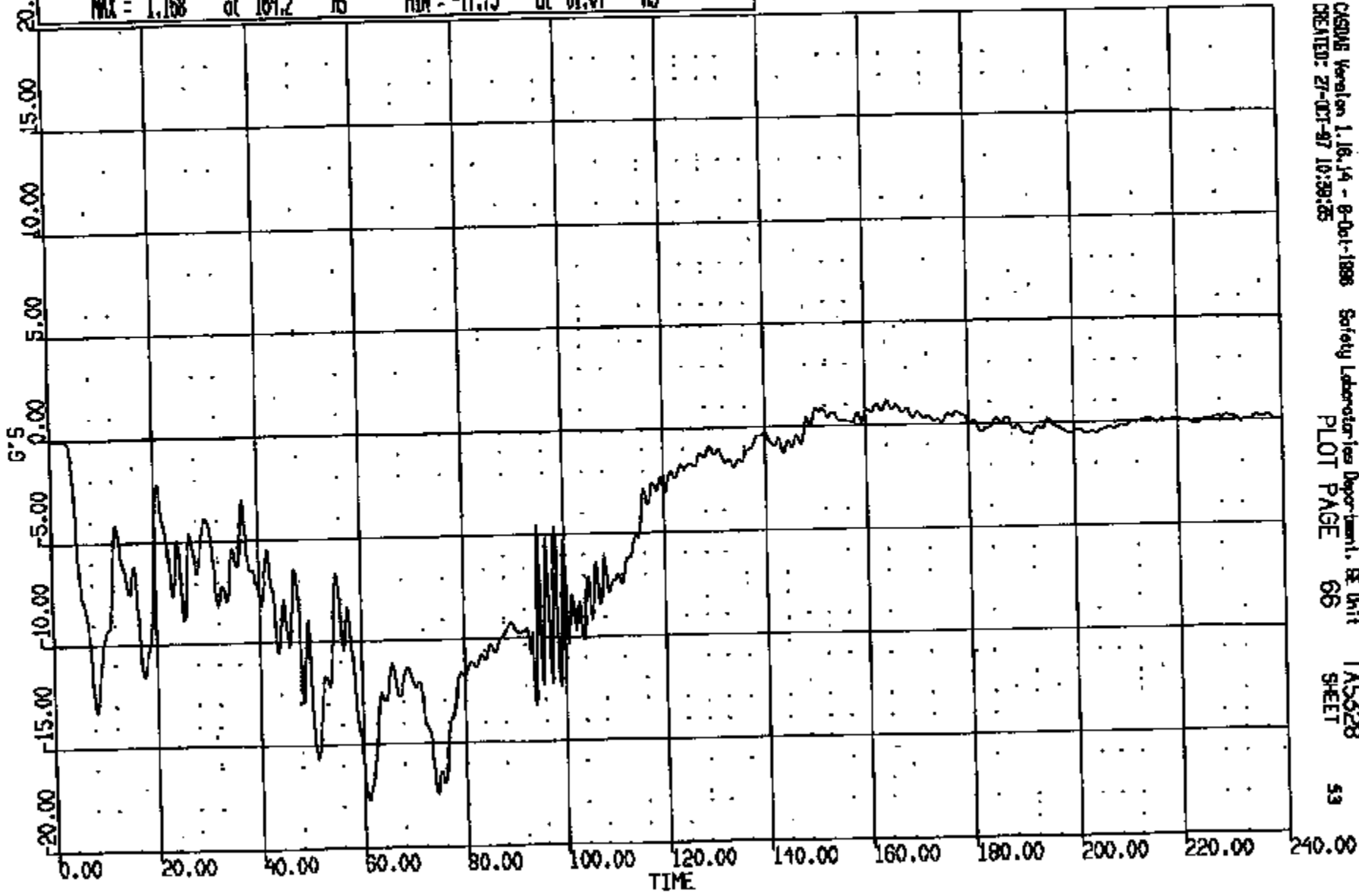


CADMS Version 1.16.14 - 8-Oct-1998 Safety Laboratories Department, GE Unit TASS28
CREATED: 27-OCT-97 10:28:53 PLOT PAGE 65 SHEET 52

CRTS 0010884

CR R: 10884 TO: TAS328 DATE: 971027 10:10:49
189X DN-101 UNKNOWN

(45) CR10884B L/F FLOOR PAN @ #1 XMR CNTR LONG 60C
MAX = 1.168 at 164.2 MS MIN = -17.73 at 61.04 MS **AXIS 1**

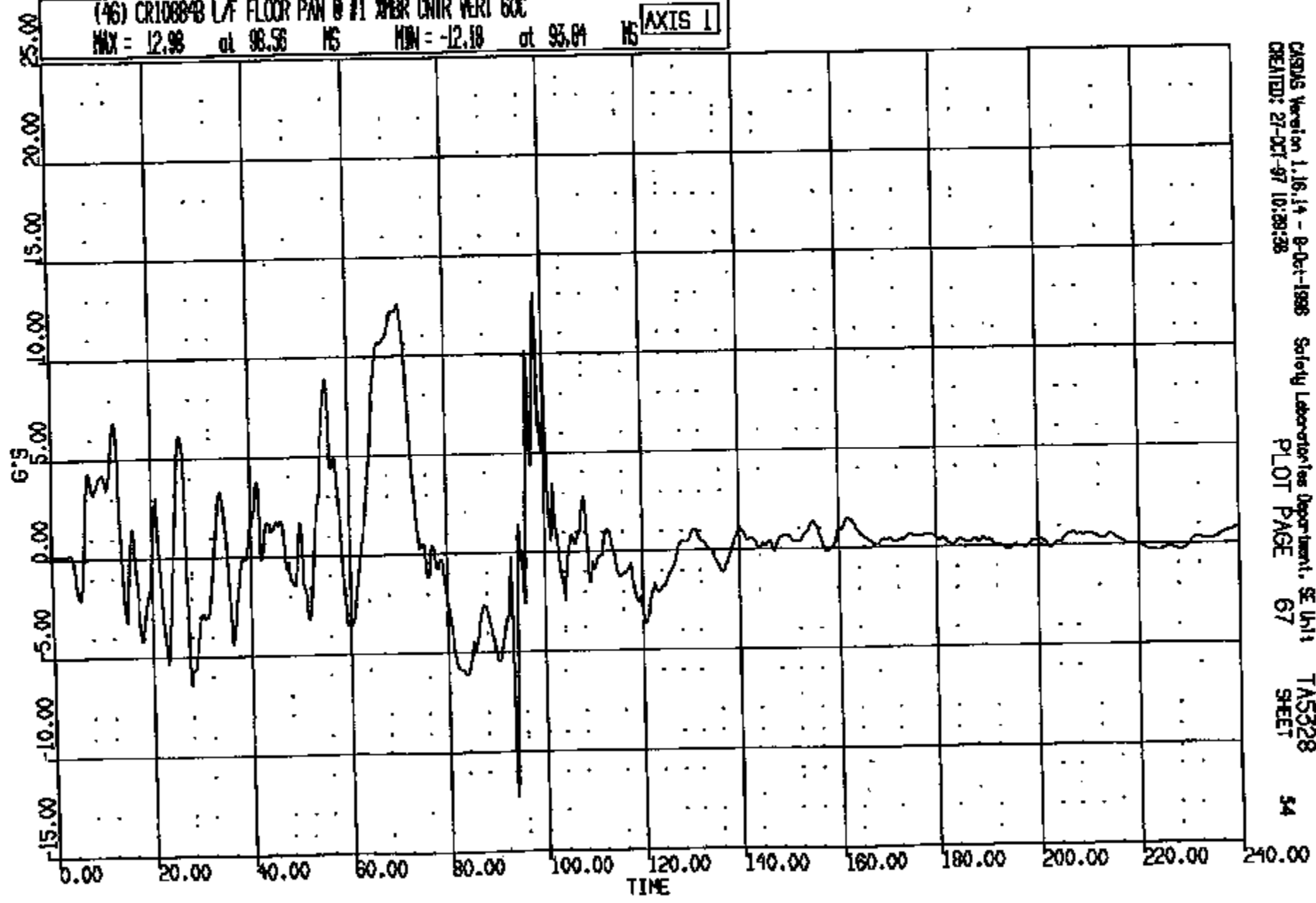


CRTS 0010884

CASDAQ Version 1.16.14 - 9-Oct-1998 Safety Laboratories Department, SE Unit
CREATED: 27-Oct-97 10:39:25
PLOT PAGE 66 TAS328
53 SHEET

CR R: 10884 TO: TA5328 DATE: 971027 10:10:48
188X DN-101 UNKNOWN

(46) CR10884B L/F FLOOR PAN @ #1 XPER CNTR VERT 60C
MAX = 12.98 at 98.56 NS MIN = -12.18 at 93.04 NS **AXIS 1**

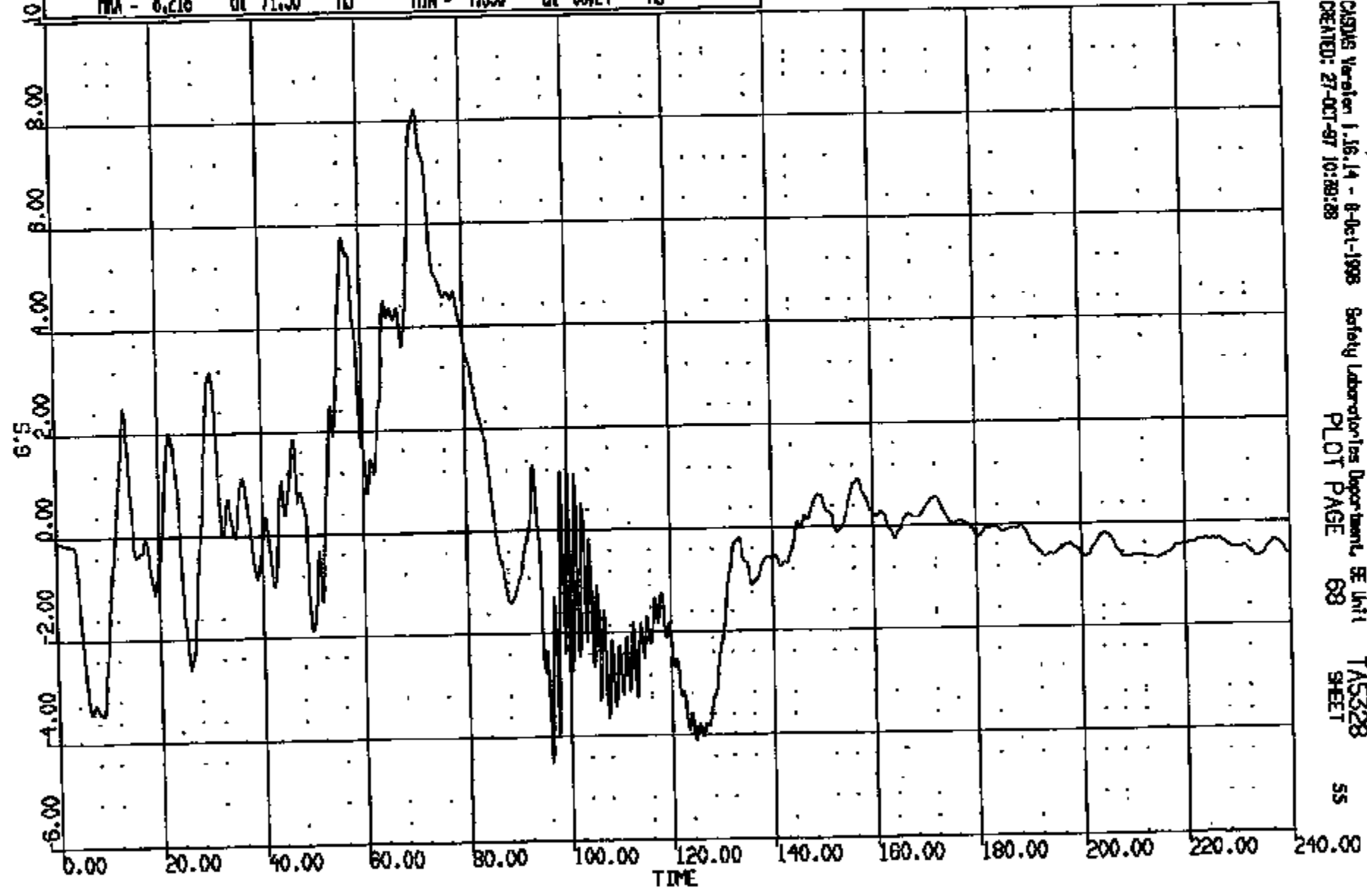


CRSAS Version 1.16.14 - 8-Oct-1998 Safety Laboratories Department, SE Unit
CREATED: 27-OCT-97 10:30:28 PLOT PAGE 67 TA5328 SHEET 54

CRTS 0010884

CR R: 10884 TO: TAS328 DATE: 871027 10:10:40
199X DN-101 UNKNOWN

(47) CR10884B L/F FLOOR PAN @ #1 XMR CNTR LAT 60C
MAX = 8.218 at 71.35 MS MIN = -4.530 at 96.24 MS **AXIS 1**

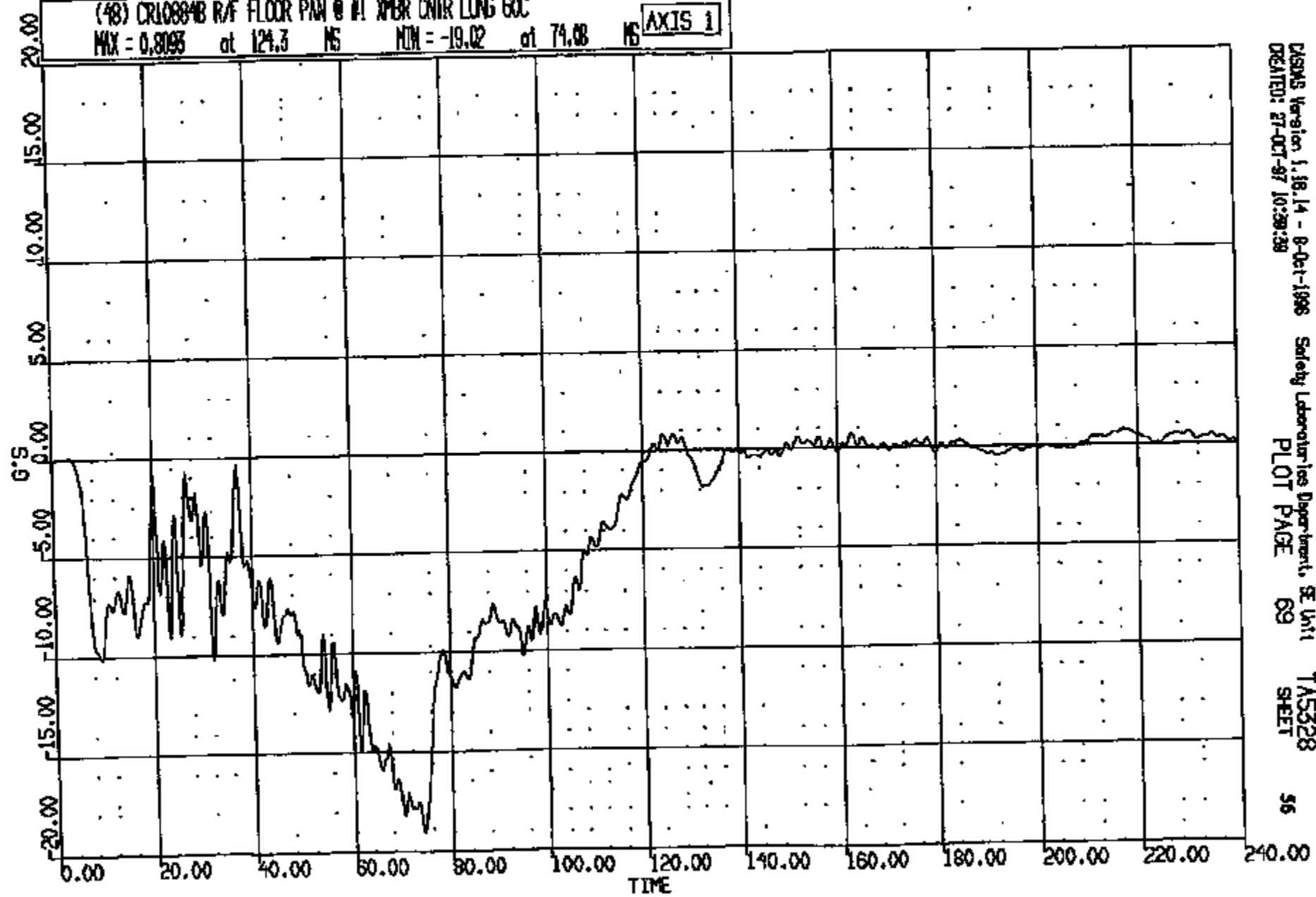


CRTS 0010884

CADDS Version 1.16.14 - 8-Oct-1998 Safety Laboratories Department, SE Unit 1
CREATED: 27-OCT-97 10:29:28 PLOT PAGE 68 TAS328
SHEET 55

CR R: 10884 TO: TAS328 DATE: 971027 10:10:49
199X DN-101 UNKNOWN

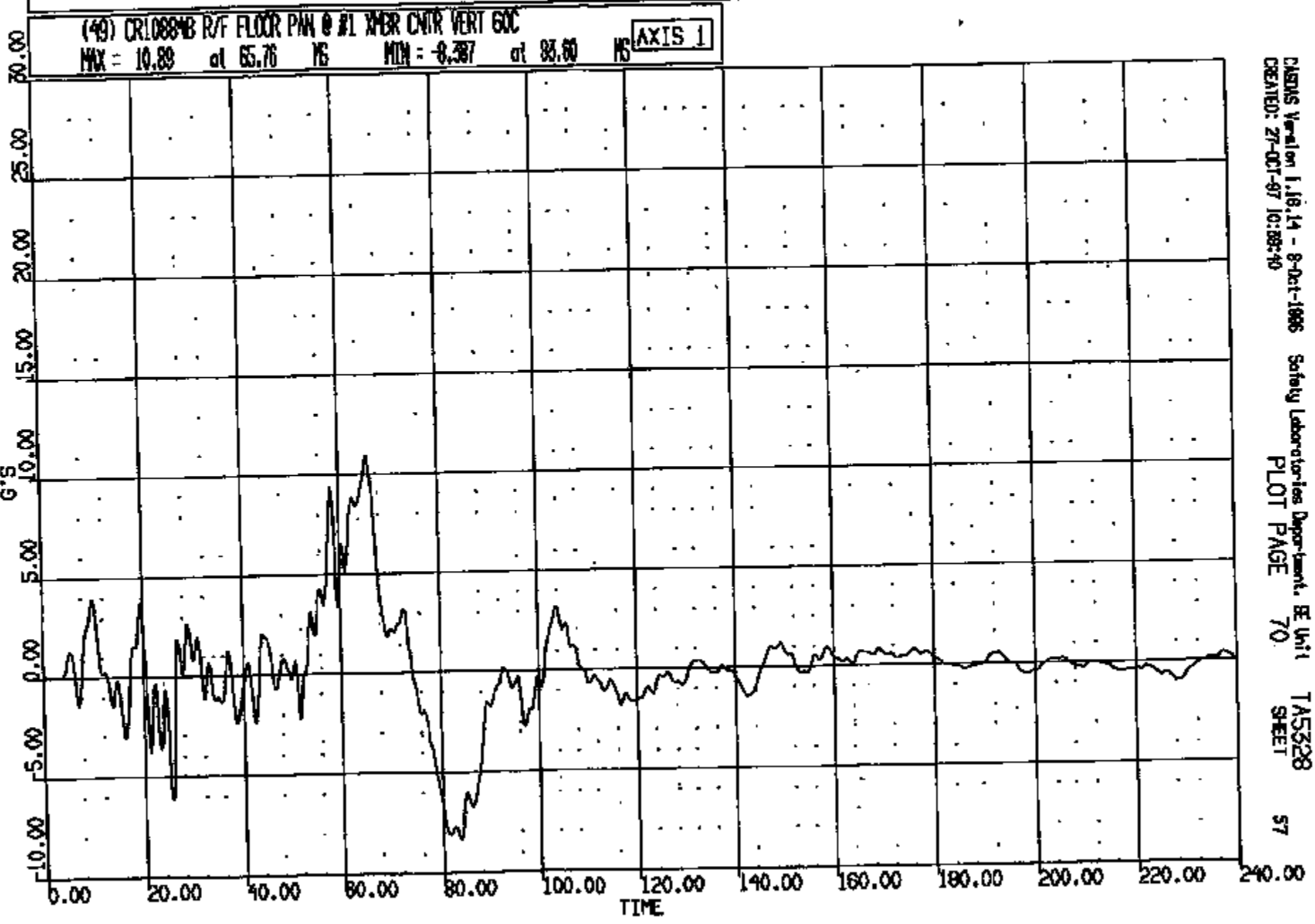
(48) CR10884B R/F FLOOR PAN @ #1 XMR CNTR LONG GOC
MAX = 0.8095 at 124.3 MS MIN = -19.02 at 74.08 MS **AXIS 1**



CASMS Version 1.18.14 - 8-Oct-1998 Safety Laboratories Department, SE Unit
CREATED: 27-OCT-97 10:29:29 PLOT PAGE 69 TAS328 SHEET 56

CRTS 0010884

DIR: 10884 TO: TAS328 DATE: 971027 10:10:49
199X DN-101 UNKNOWN

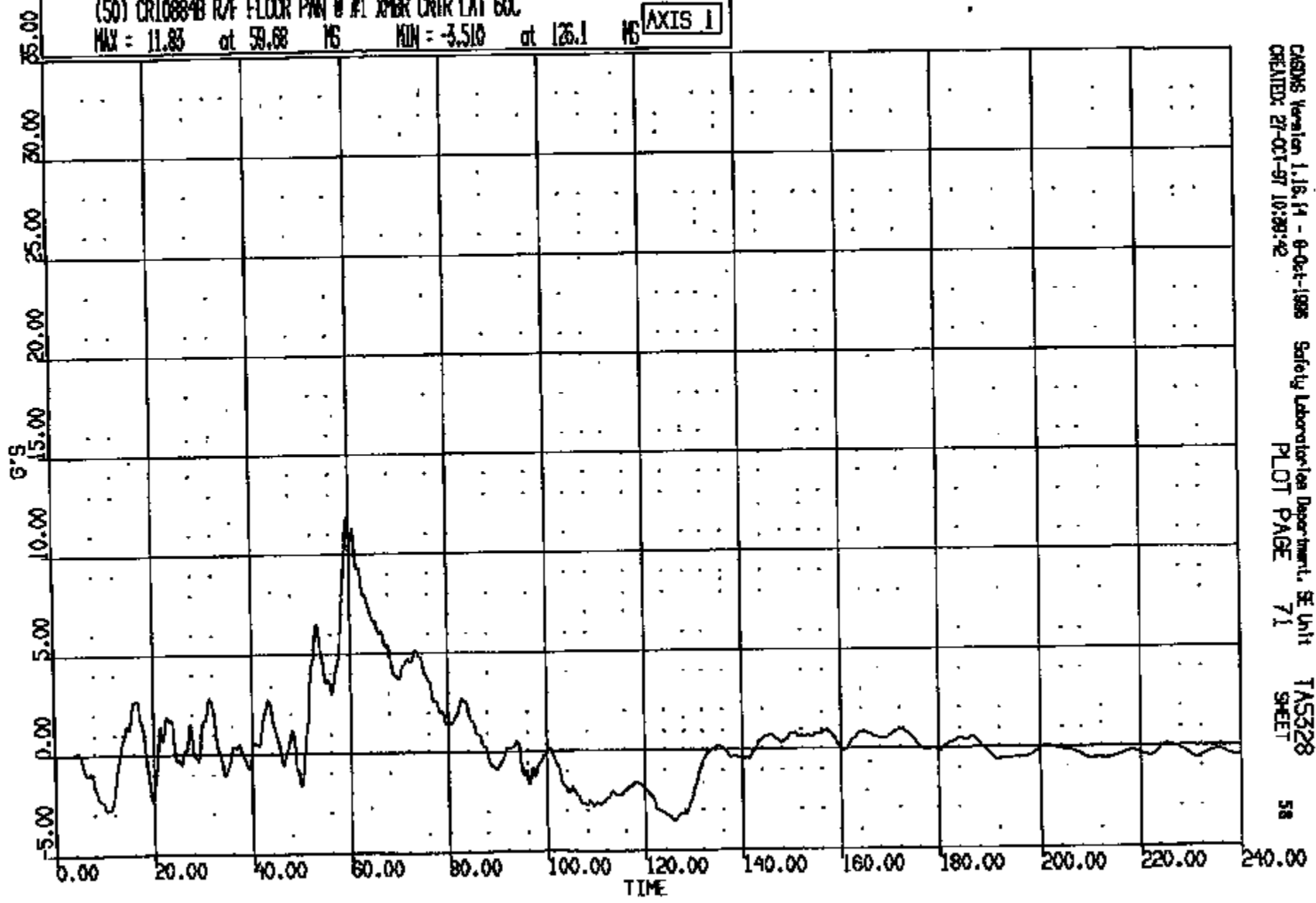


CASIMS Version 1.18.14 - 8-Oct-1995 Safety Laboratories Department, BE Unit 1
CREATED: 27-OCT-97 10:08:40 PLOT PAGE 70 TAS328 SHEET 57

CRTS 0010884

CR R: 10884 TO: TASS28 DATE: 871027 10:10:48
100X DN-101 UNKNOWN

(50) CR10884B R/F FLOOR PAN @ #1 XMR CNTR LAT 60C
MAX = 11.83 at 59.68 MS MIN = -3.510 at 126.1 MS **AXIS 1**

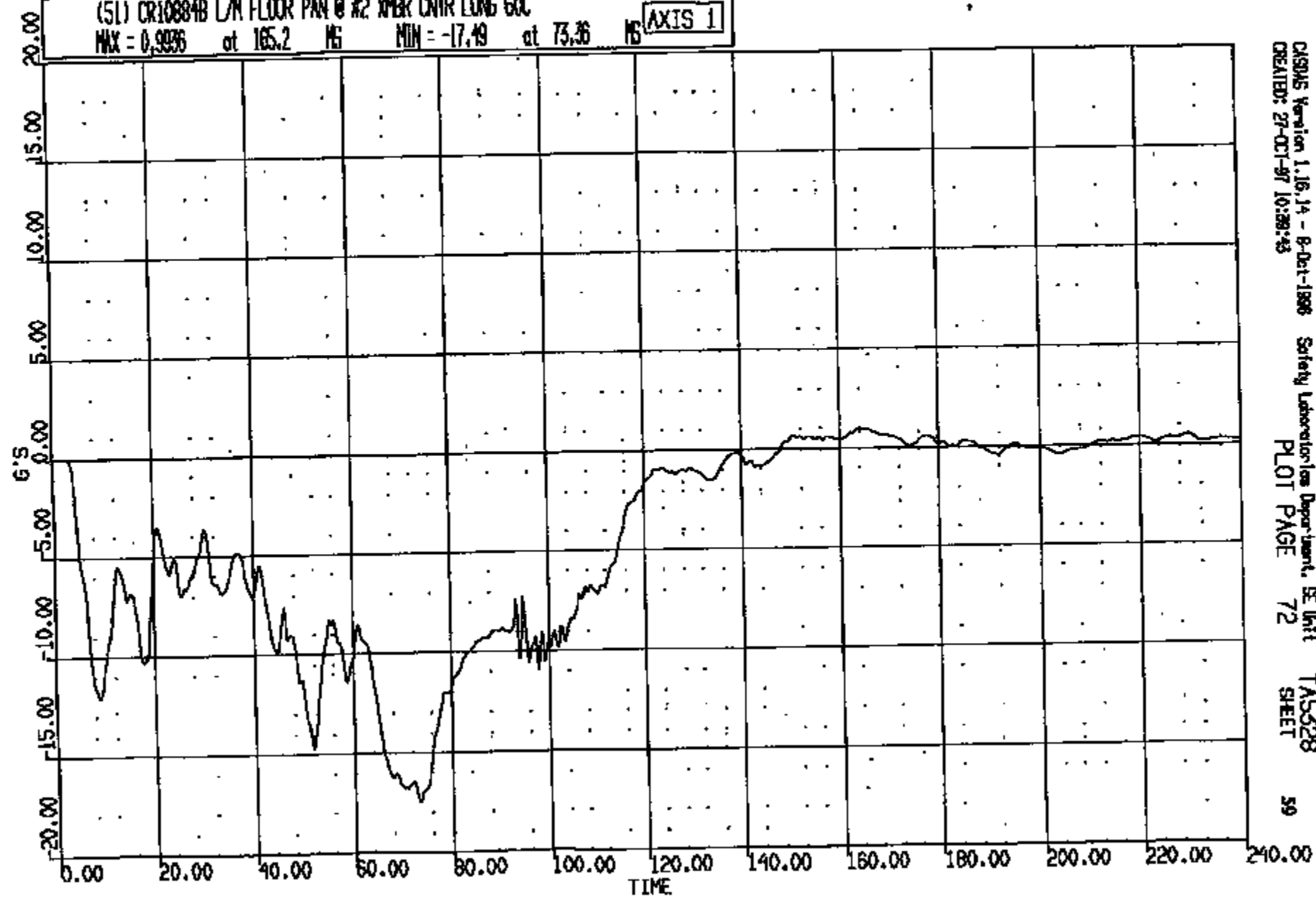


CASONS Version 1.16.14 - 8-Oct-1986 Safety Laboratories Department, SE Unit TASS28
CREATED: 27-OCT-87 10:39:42 PLOT PAGE 71 SHEET 58

CRTS 0010884

CR #: 10884 TO: TA5328 DATE: 971027 10:10:49
199X DN-101 UNKNOWN

(51) CR10884B L/N FLOOR PAN @ #2 WBR CNTR LONG GOC
MAX = 0.9336 at 165.2 MS MIN = -17.49 at 73.36 MS **AXIS 1**

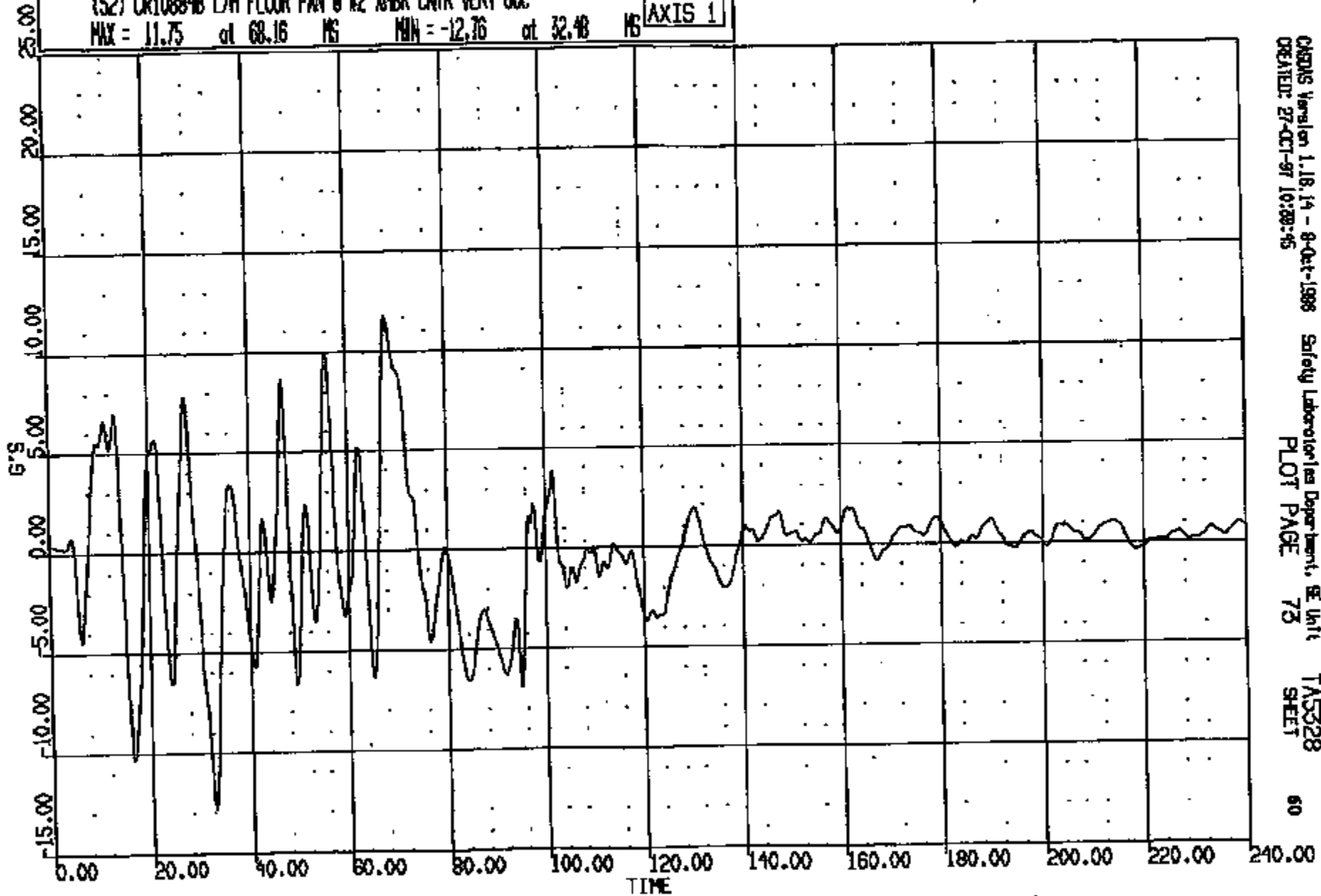


CASDAS Version 1.16.14 - 8-Oct-1998 Safety Laboratories Department, SE Unit
CREATED: 27-OCT-97 10:28:43 PLOT PAGE 72 TA5328 SHEET 59

CR10884

CR R: 10884 TO: TA5328 DATE: 271027 10:10:48
189X ON-101 UNKNOWN

(52) CR10884B L/A FLOOR PAN @ #2 JMBR CNTR VERT 60C
MAX = 11.75 at 68.16 MS MIN = -12.76 at 32.48 MS **AXIS 1**



CADAMS Version 1.18.14 - 8-Oct-1988
CREATED: 27-OCT-97 10:28:45

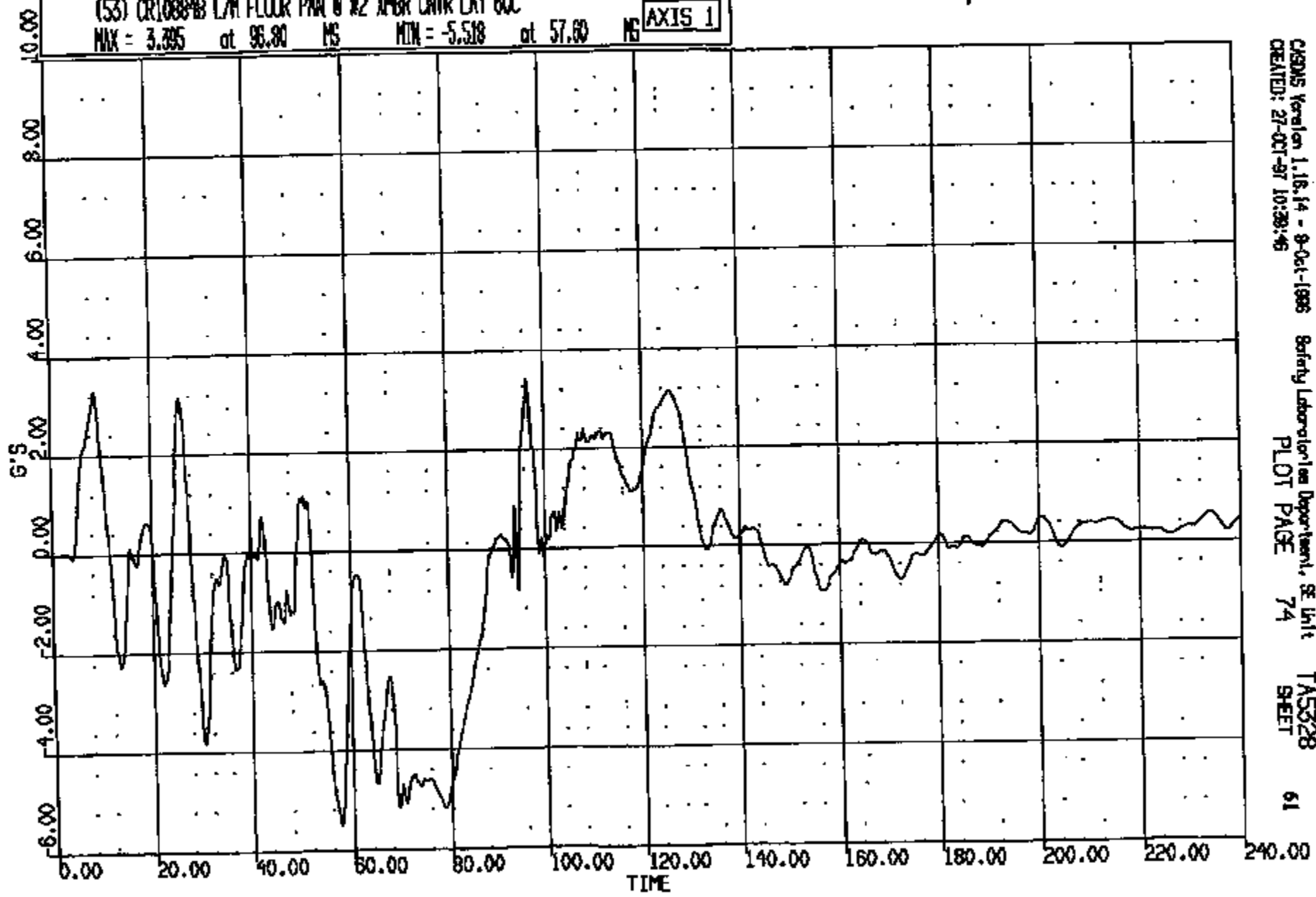
Safety Laboratories Department, SE Unit
PLOT PAGE 75

TA5328
SHEET

CRIS 0010884

CR R: 10884 TO: TAE328 DATE: 971027 10:10:48
199X DN-101 UNKNOWN

(53) CR10884B L/H FLOOR PAN @ #2 XMR CNTR LAT 60C
MAX = 3.395 at 96.80 MS MIN = -5.518 at 57.60 MS **AXIS 1**

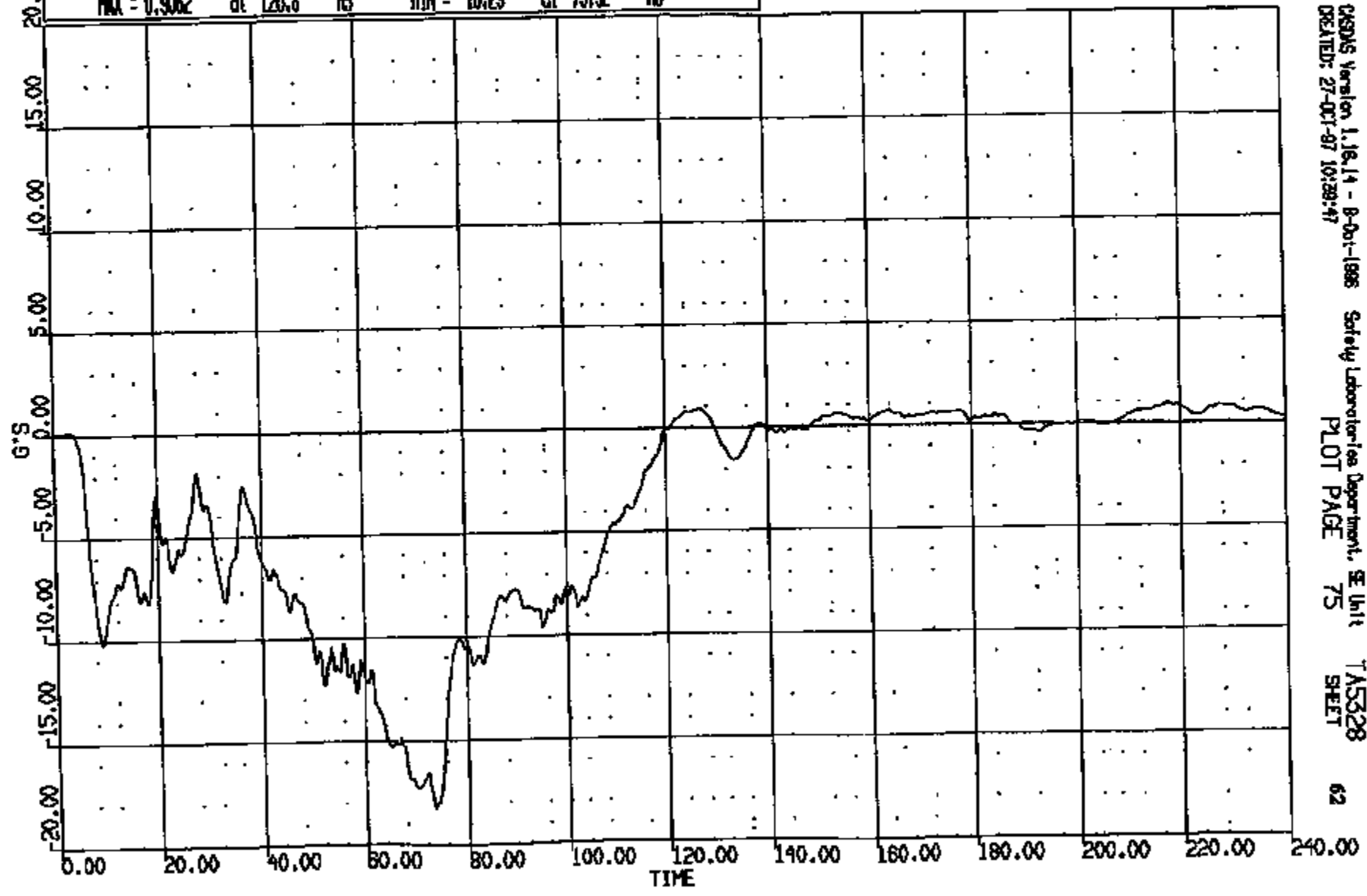


CRENS Version 1.18.14 - 9-Oct-1995 Safety Laboratories Department, SE Unit
CREATED: 27-OCT-97 10:38:46 PLOT PAGE 74 TAE328 SHEET 61

CRITS 0010884

CR R: 10884 TO: TASS28 DATE: 971027 10:10:49
199X DN-101 UNKNOWN

(54) CR10884B R/M FLOOR PAN @ #2 XMR CNTR LONG GOC
MAX = 0.9062 at 126.8 NS MIN = -18.29 at 73.52 NS **AXIS 1**

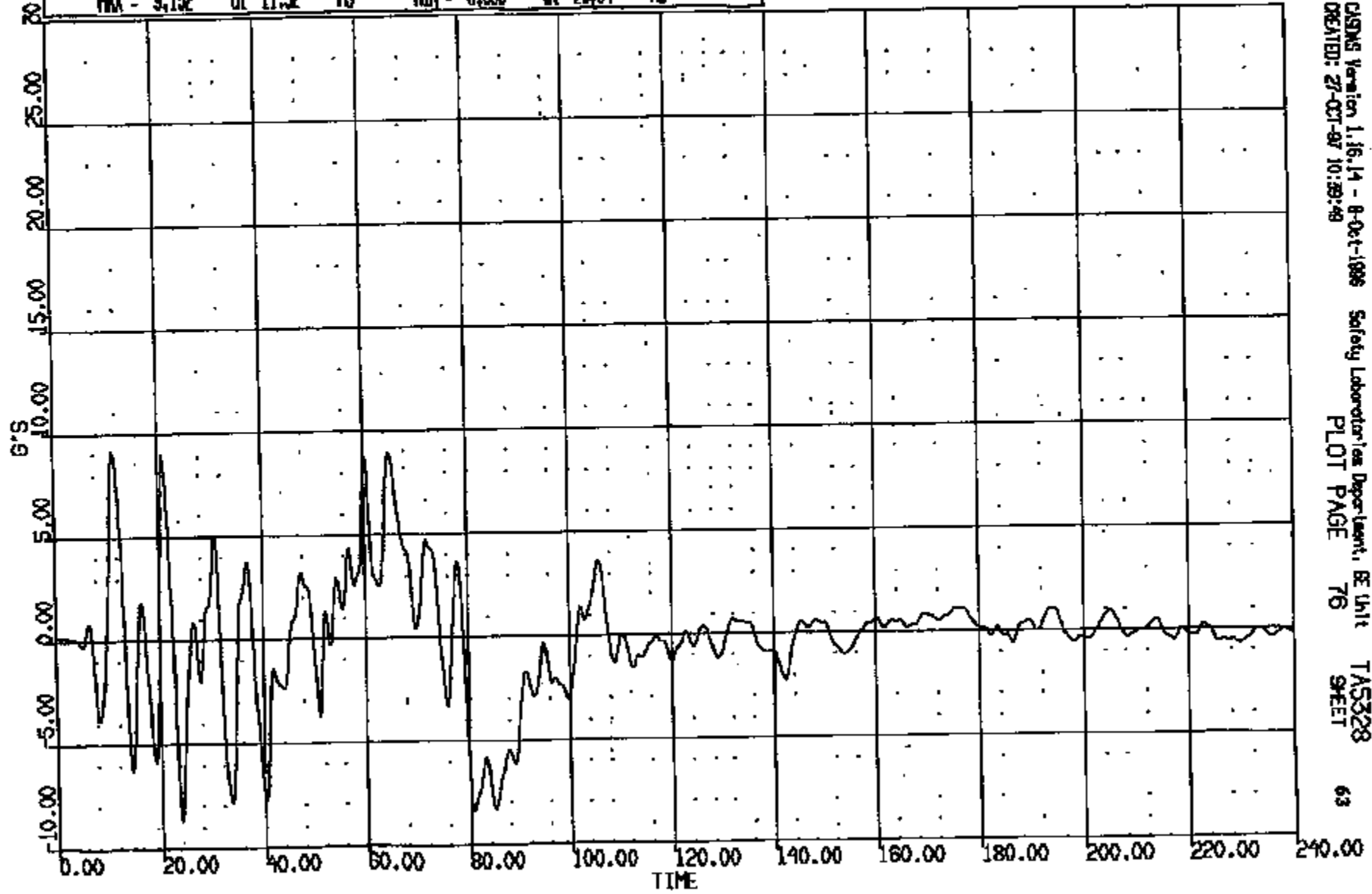


CRS Version 1.16.14 - 8-01-1998 Safety Laboratories Department, SE Unit
CREATED: 27-01-97 10:29:47 PLOT PAGE 75 TASS28 SHEET 62

CRTS 0010884

CR R: 10884 TO: TAB328 DATE: 971027 10:10:48
199X DN-101 UNKNOWN

(55) CR10884B R/F FLOOR PAN @ #2 X-RAY CNTR VERT 60°
MAX = 9.132 at 11.52 MS MIN = -8.689 at 23.04 MS **AXIS 1**

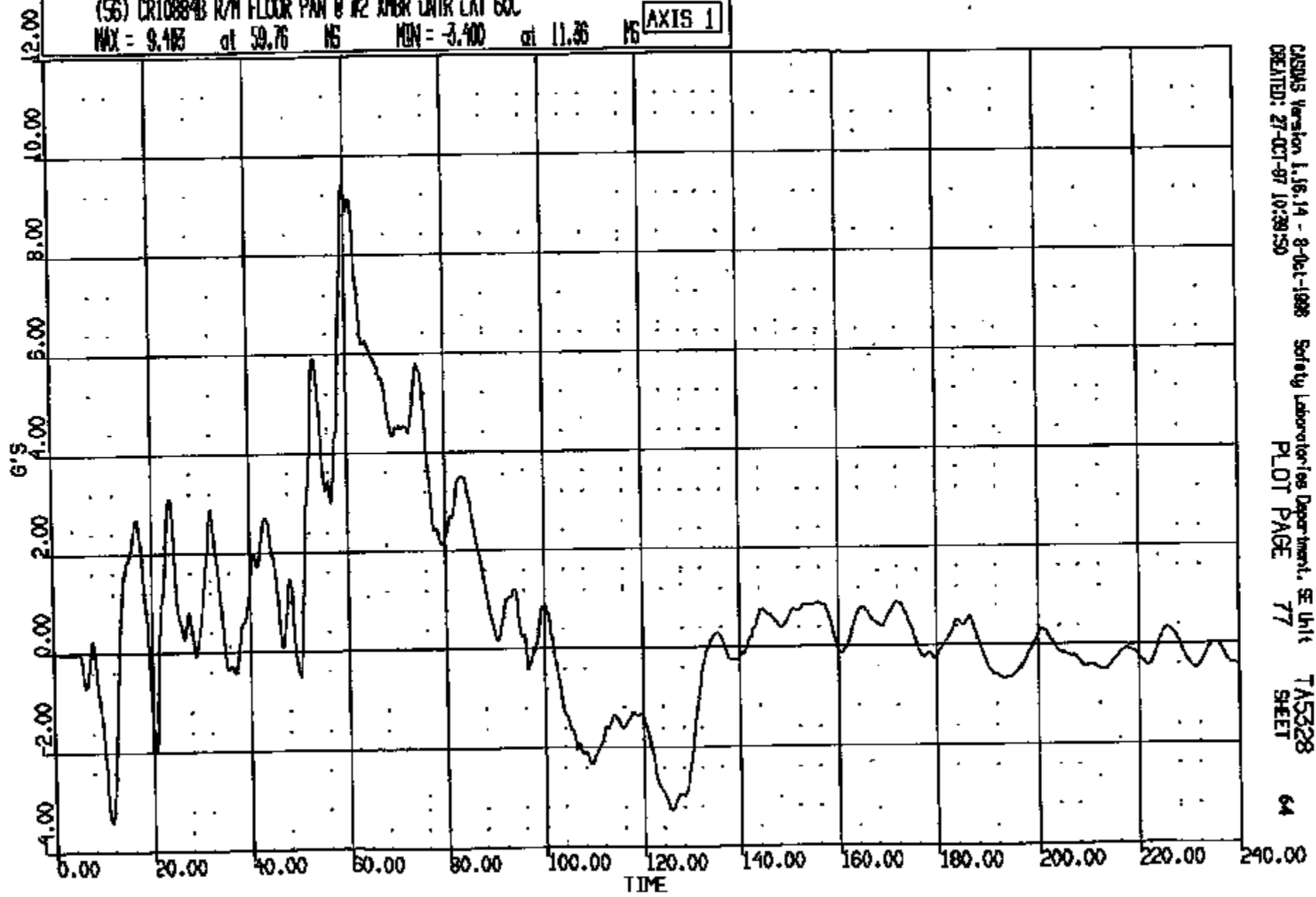


CASYS Version 1.16.14 - 8-Oct-1996 Safety Laboratories Department, BE Unit
CREATED: 27-OCT-97 10:29:48 PLOT PAGE 76 TAB328
SHEET 63

CRTS 0010884

CR R: 10884 TO: TA5328 DATE: 871027 10:10:48
189X DN-101 UNKNOWN

(56) CR10884B R/M FLOOR PAN @ #2 XMR CNTR LAT 60C
MAX = 9.483 at 59.76 NS MIN = -3.400 at 11.36 NS **AXIS 1**

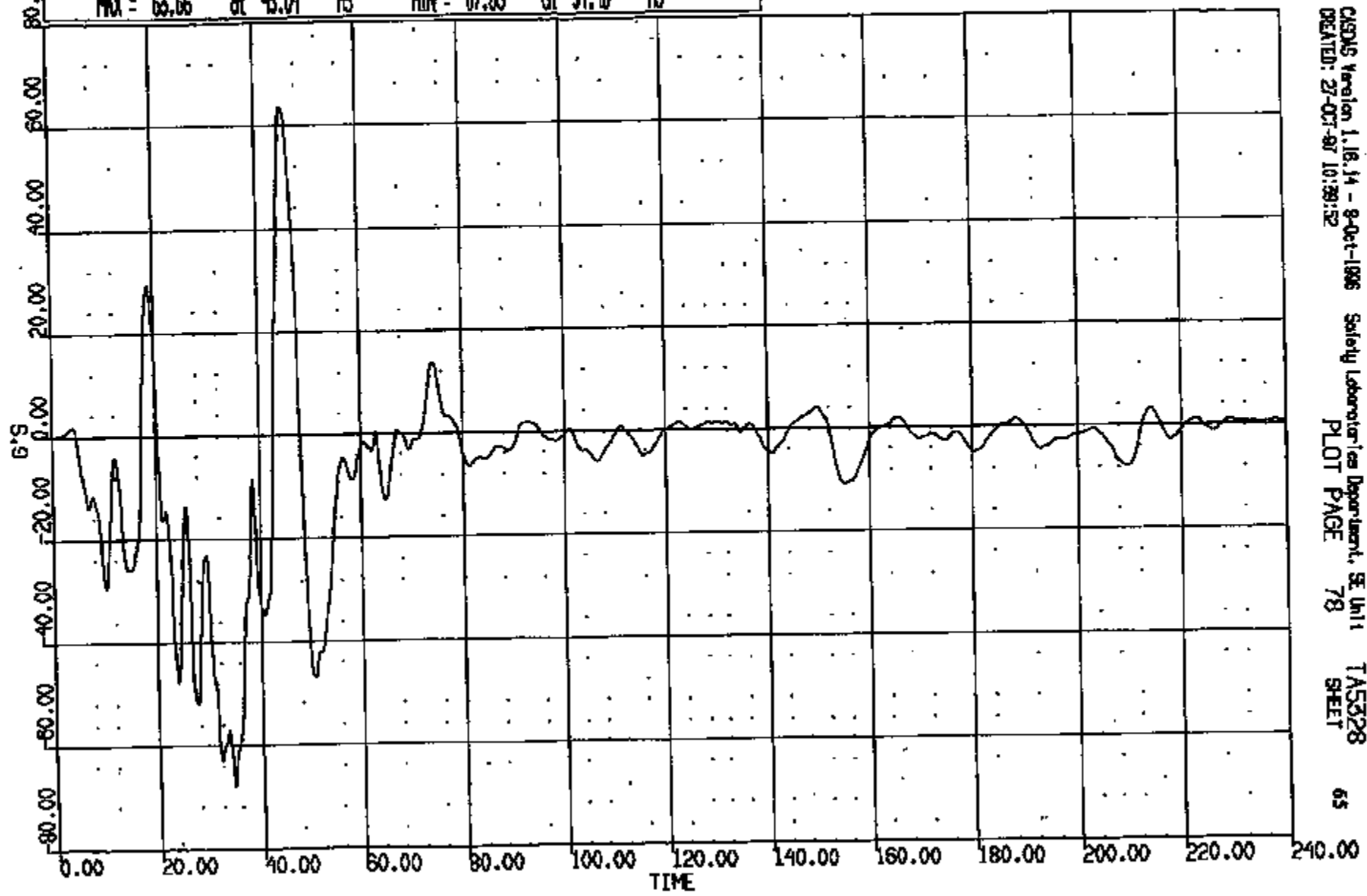


CASIMS Version 1.16.14 - 8-Oct-1988 Safety Laboratories Department, SE Unit TA5328
CREATED: 27-OCT-87 10:29:50 PLOT PAGE 77 SHEET 64

CRTS 0010884

CR R: 10884 TO: TASS28 DATE: 071027 10:10:49
199X DN-101 UNKNOWN

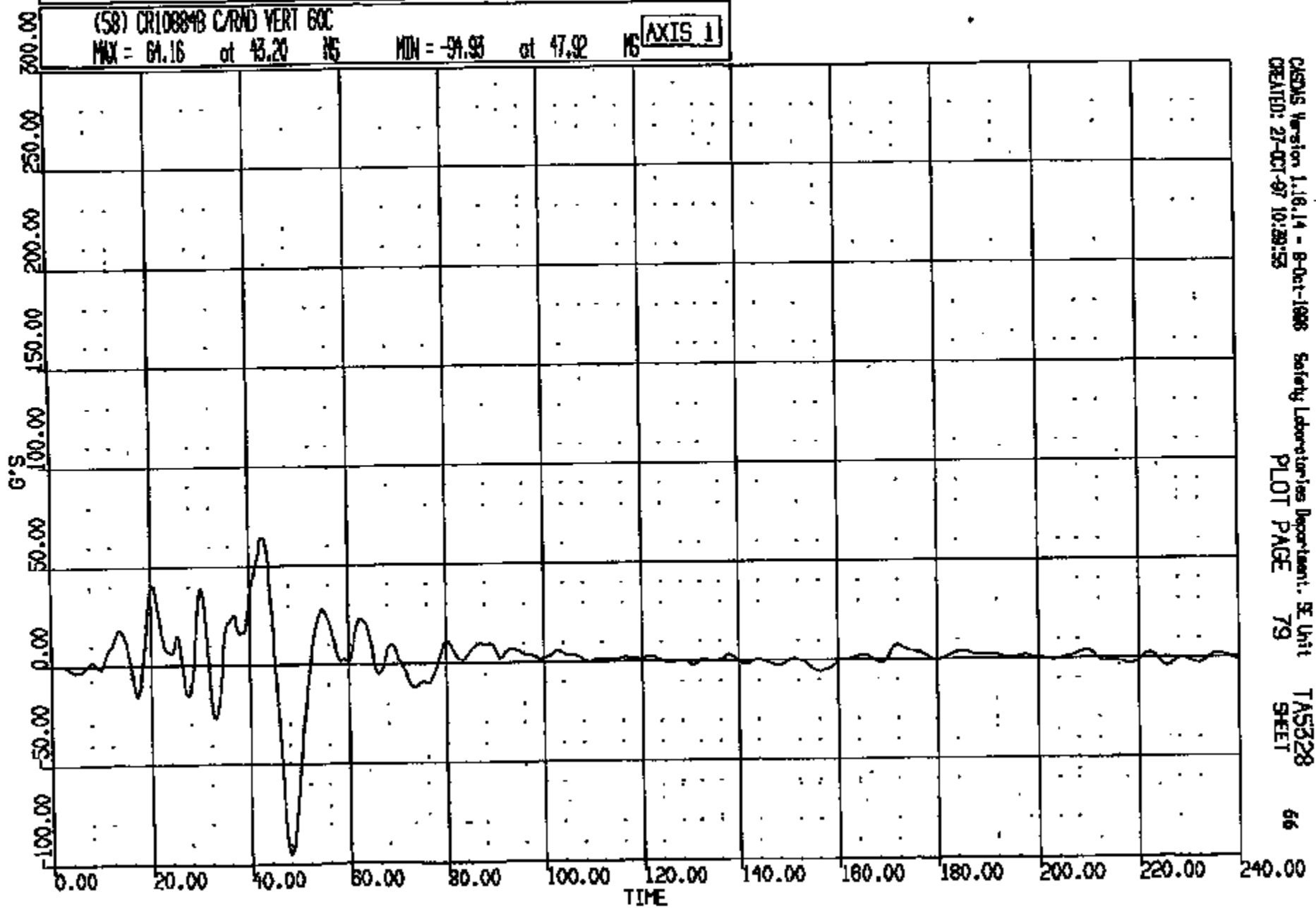
(57) CR10884B C/RAD LONG 60C
MAX = 63.66 at 45.01 MS MIN = -67.86 at 31.40 MS **AXIS 1**



CASYS Version 1.16.14 - 9-Oct-1986 Safety Laboratories Department, SE Unit
CREATED: 27-OCT-87 10:39:52 PLOT PAGE 78 TASS28 SHEET 65

CRTS 0010884

CR #: 10884 TO: TAS528 DATE: 971027 10:10:48
199X DN-101 UNKNOWN

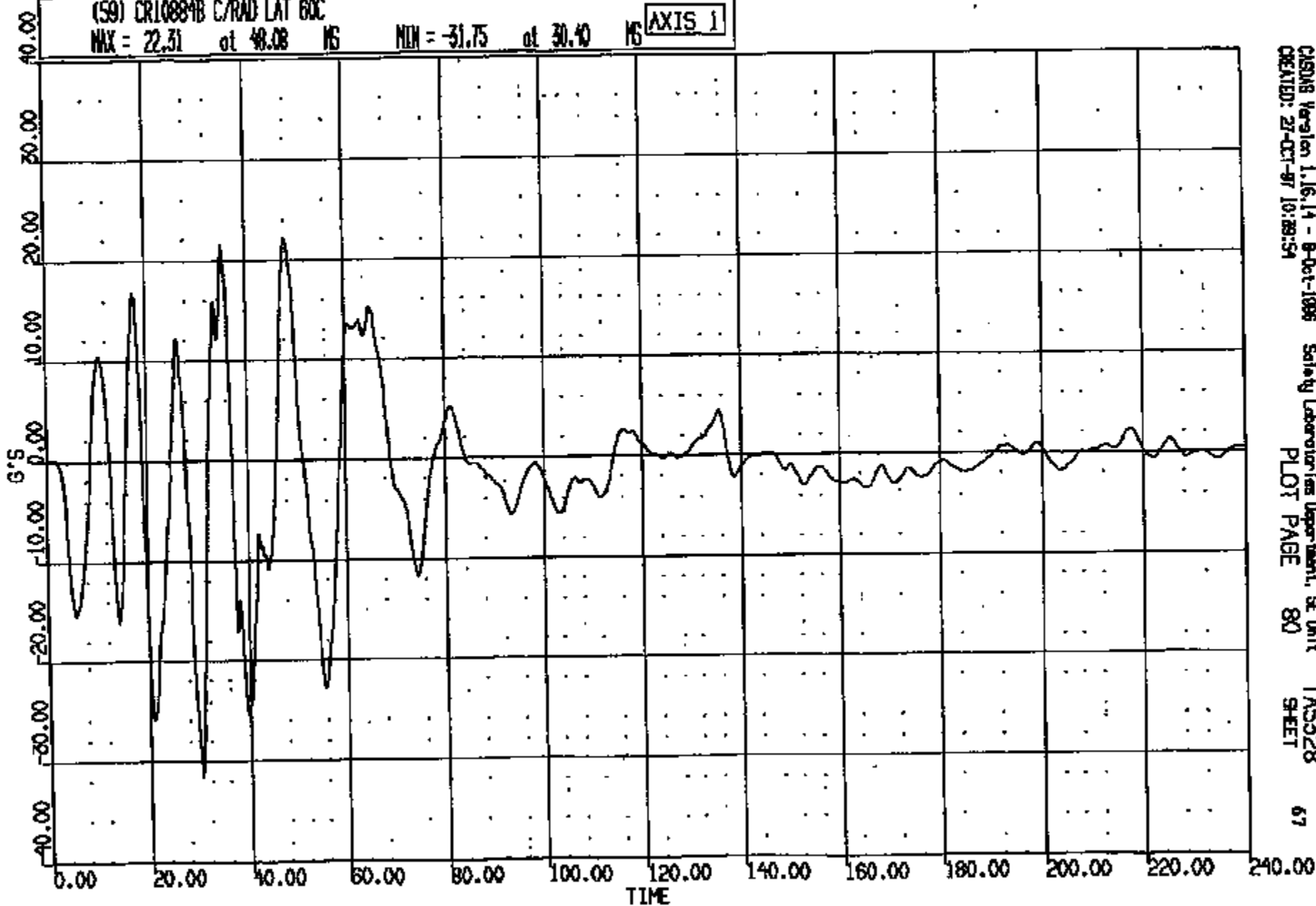


CASMS Version 1.16.14 - 8-Oct-1998 Safety Laboratories Department, SE Unit
CREATED: 27-OCT-97 10:29:53
PLOT PAGE 79
TAS528
SHEET 66

CRTS 0010884

CR R: 10884 TO: TASS28 DATE: 071027 10:10:49
199X DN-101 UNKNOWN

(59) CR10884B C/RAD LAT 60C
MAX = 22.31 at 48.08 MS MIN = -31.75 at 30.40 MS **AXIS 1**



CASUS8 Version 1.16.14 - 8-Oct-1996
CREATED: 27-OCT-97 10:28:54

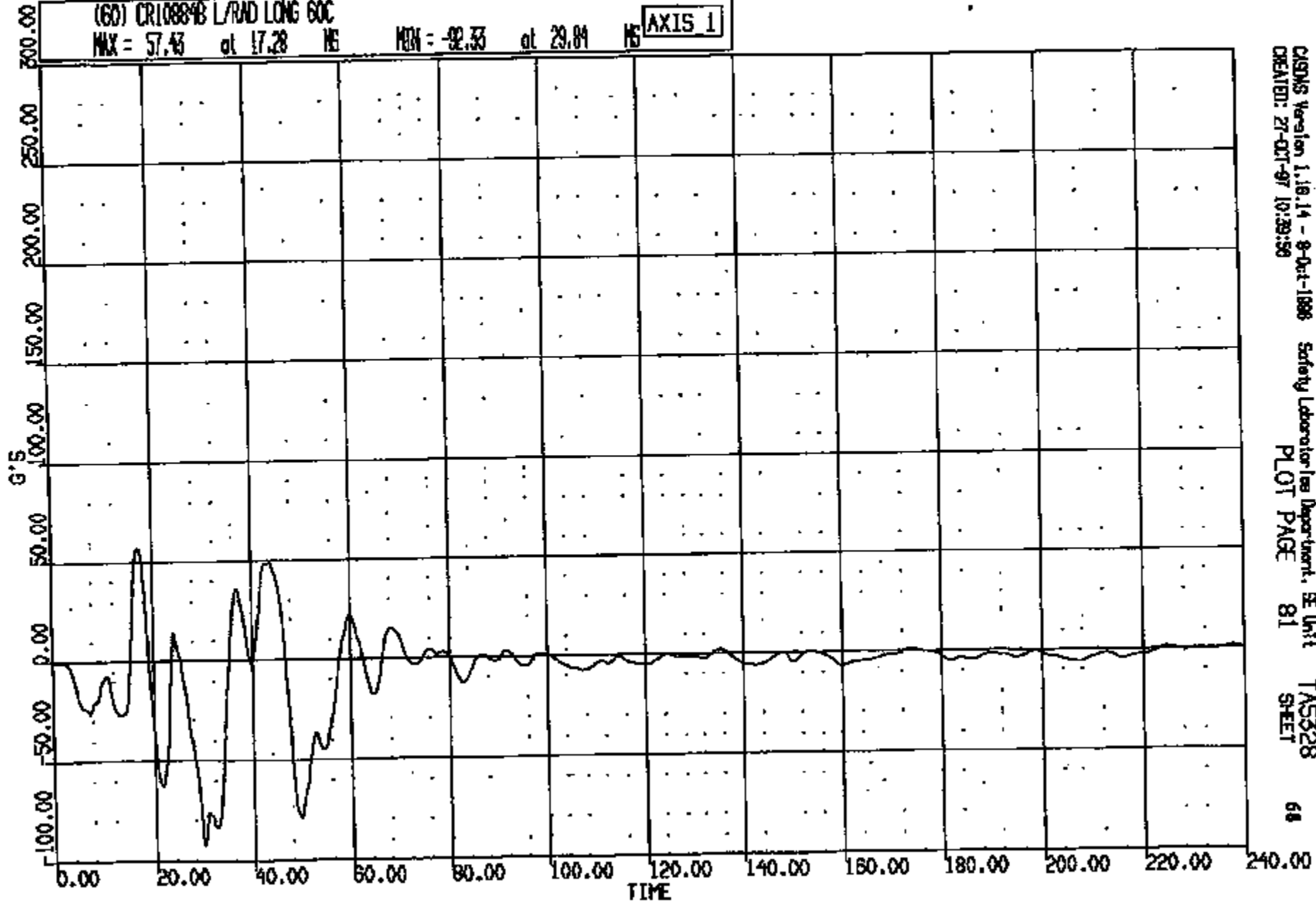
Safety Laboratories Department, SE Unit
PLOT PAGE 80

TASS28
SHEET 67

CRIS 0010884

CRI: 10884 TO: TAS328 DATE: 871027 10:10:48
199X DN-101 UNKNOWN

(60) CR10884B L/RAD LONG 60C
MAX = 57.43 at 17.28 MS MIN = -92.33 at 29.84 MS AXIS 1

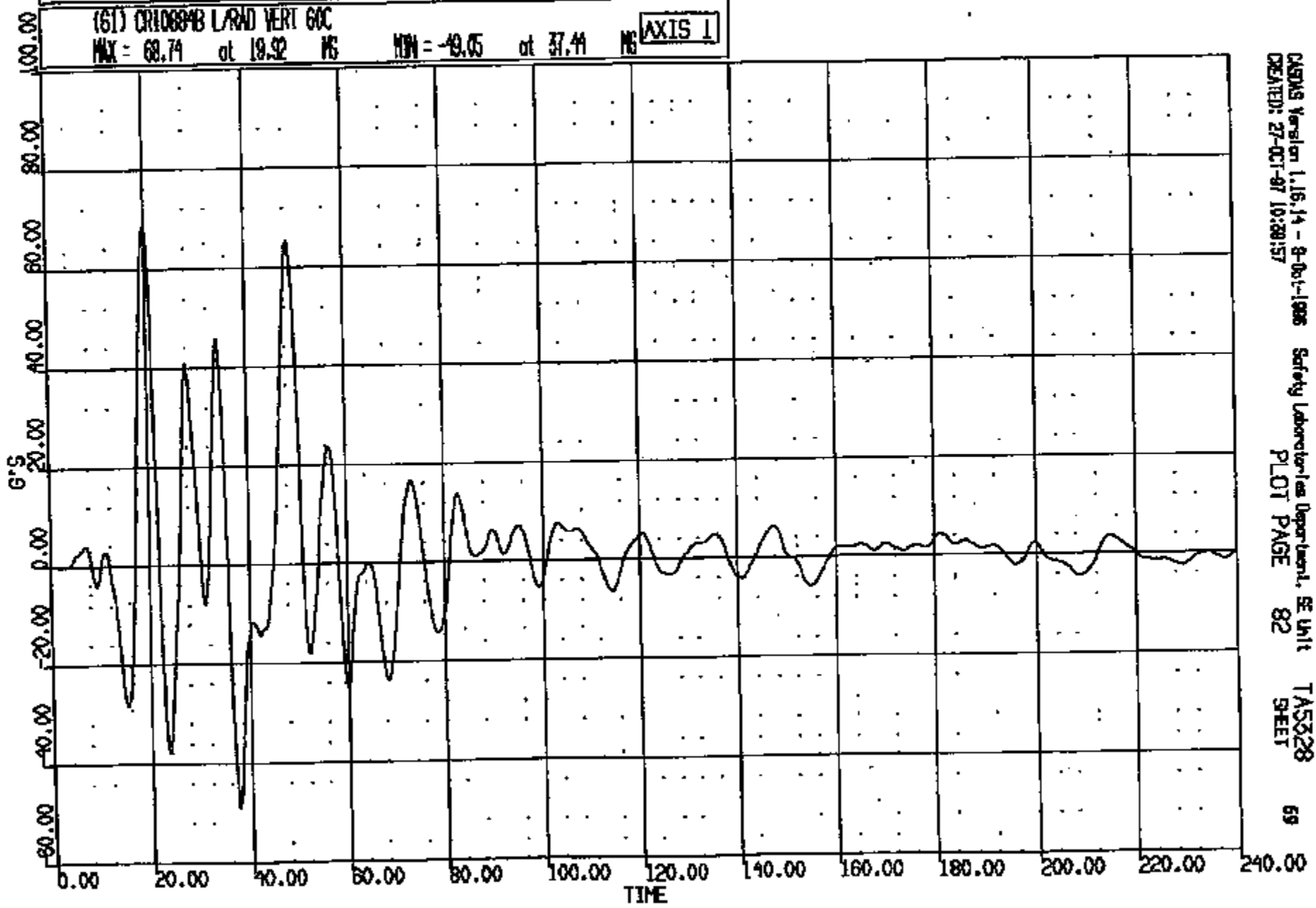


CASMS Version 1.18.14 - 8-Oct-1988 Safety Laboratories Department, SE Unit TAS328
CREATED: 27-OCT-97 10:29:59 PLOT PAGE 81 SHEET 68

CRTS 0010884

CR R: 10884 TO: TAS328 DATE: 971027 10:10:49
199X DN-101 UNKNOWN

(61) CR10884B L/RAD VERT 60C
MAX = 68.74 at 19.92 MS MIN = -49.05 at 37.44 MS **AXIS 1**

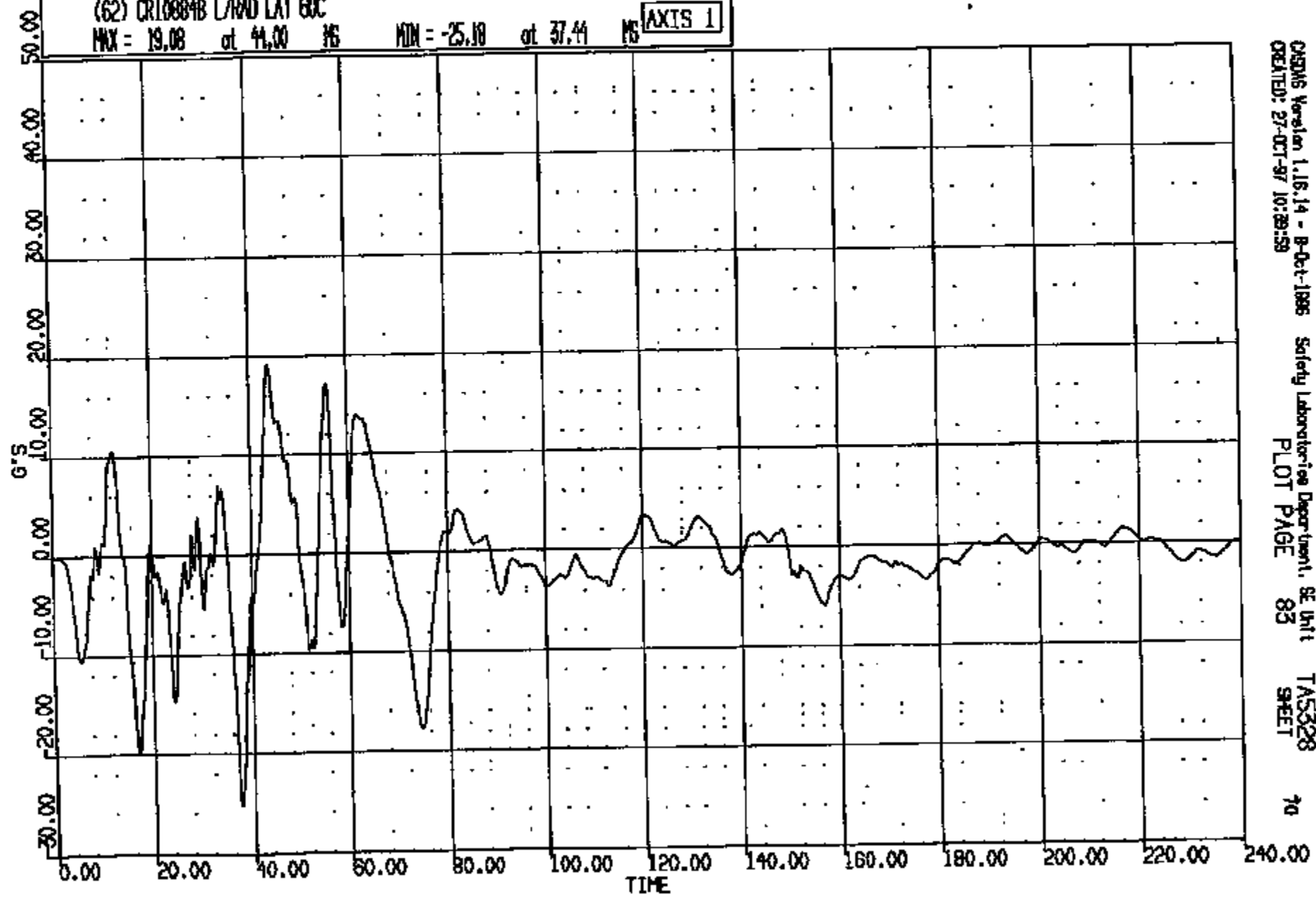


CASMS Version 1.16.14 - 8-06-1996 Safety Laboratories Department, SE Unit TAS328 69
CREATED: 27-OCT-97 10:20:57 PLOT PAGE 82 SHEET

CRIS 0010884

CR R: 10884 TO: TA5328 DATE: 971027 10:10:48
199X DN-101 UNKNOWN

(62) CR10884B L/RAD LAT 60C
MAX = 19.08 at 44.00 MS MIN = -25.10 at 57.44 MS AXIS 1

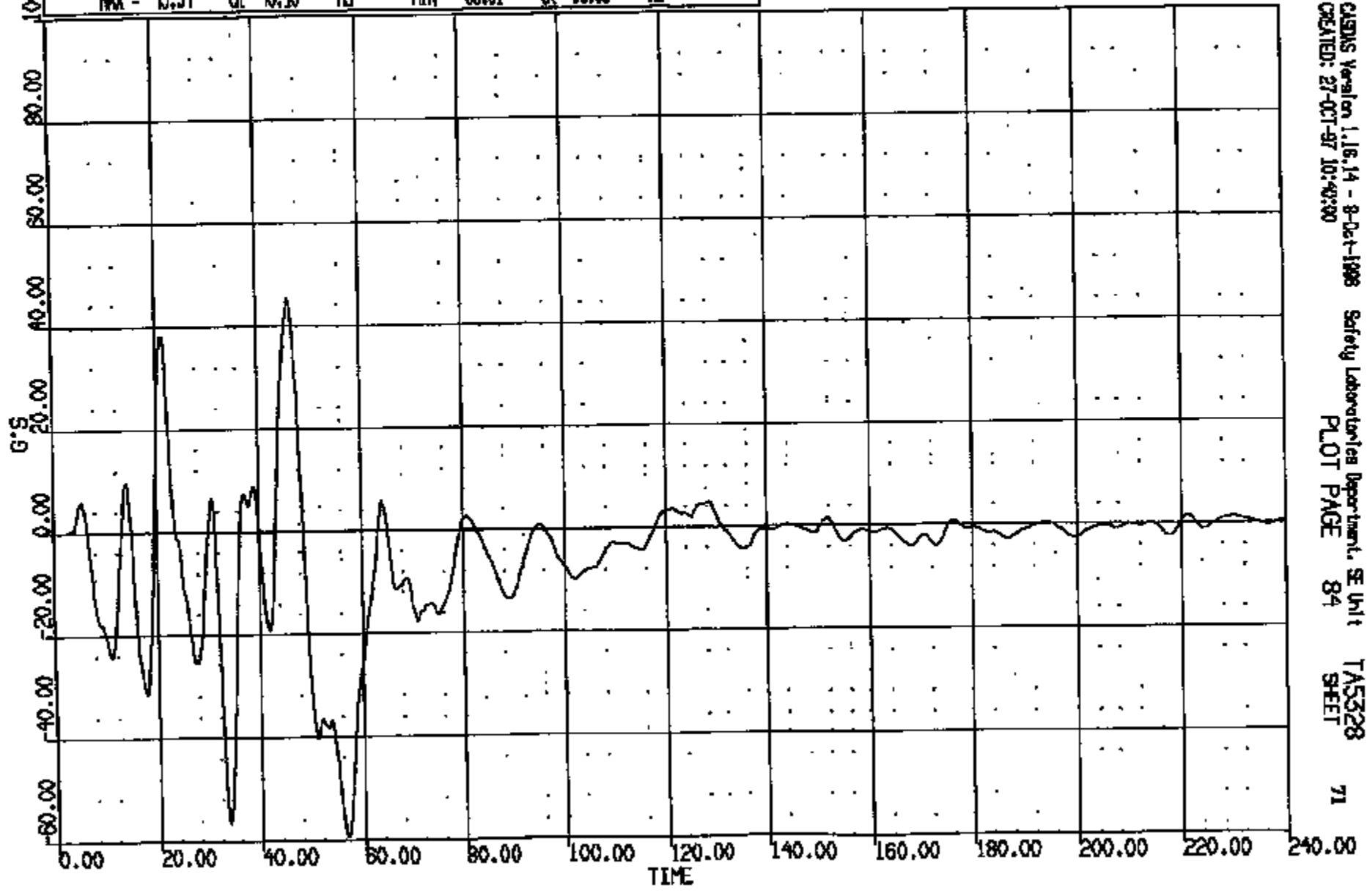


CHDM6 Version 1.16.14 - 8-Oct-1995 Safety Laboratories Department, SE Unit
CREATED: 27-OCT-97 10:29:59 PLOT PAGE 83 TA5328 SHEET 70

CRTS 0010884

CR R: 10884 TD: TAS528 DATE: 071027 10:10:40
100X DN-101 UNKNOWN

(63) CR10084B R/RAD LONG 60C
MAX = 45.34 at 46.16 MS MIN = -59.61 at 56.56 MS **AXIS 1**

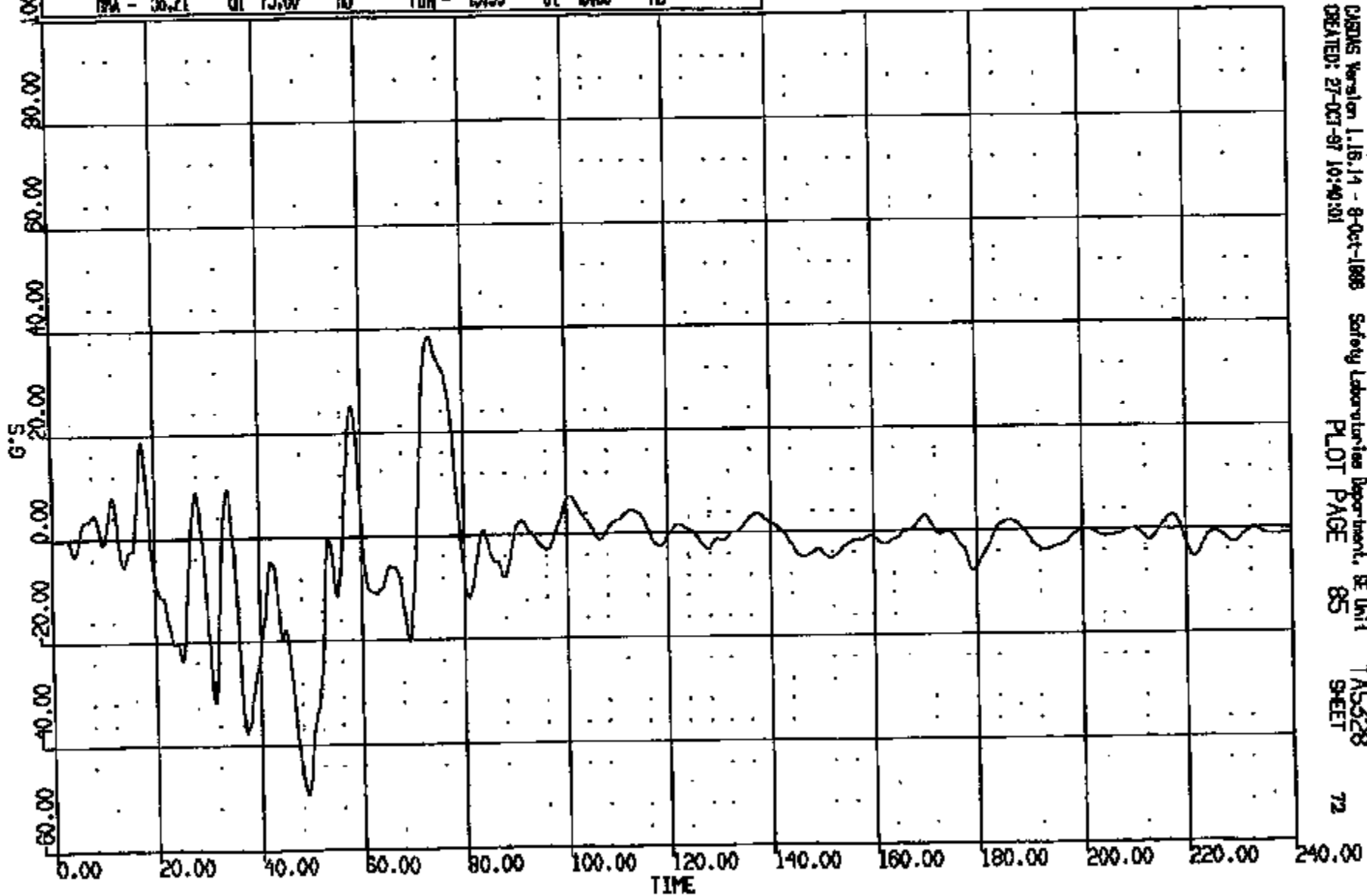


CASHS Version 1.16.14 - 8-Oct-1998 Safety Laboratories Department, SE Unit
CREATED: 27-Oct-97 10:40:00 PLOT PAGE 84 TAS528
71 SHEET

CRTS 0010884

CR R: 10884 TO: TAS328 DATE: 971027 10:10:48
199X DN-101 UNKNOWN

(64) CR108848 R/RAD VERT 60C
MAX = 38.21 at 73.60 MS MIN = -48.53 at 48.88 MS **AXIS 1**



CRSUS Version 1.16.14 - 8-Oct-1998
CREATED: 27-Oct-97 10:40:01

Safety Laboratories Department, SE Unit
PLOT PAGE 85

TAS328
SHEET

72

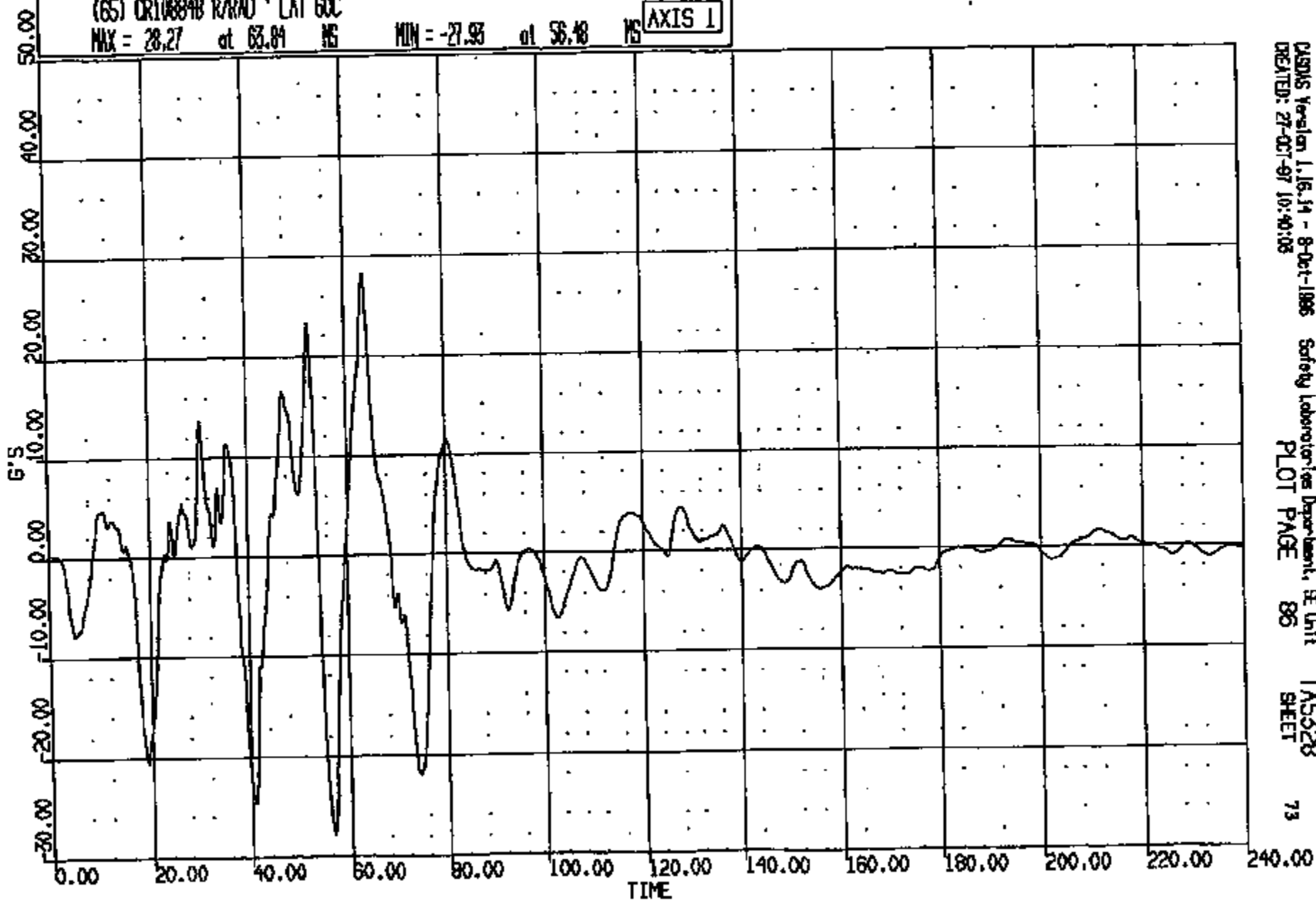
CRIS 0010884

CR R: 10884 TO: TA5328 DATE: 071027 10:10:49
100X DN-101 UNKNOWN

(65) CR10884B R/RAD ' LAT GOC

MAX = 28.27 at 63.84 MS MIN = -27.93 at 56.48 MS

AXIS 1



CASDIS Version 1.16.14 - 8-Oct-1986
CREATED: 27-OCT-97 10:40:08

Safety Laboratories Department, SE Unit
PLOT PAGE 86

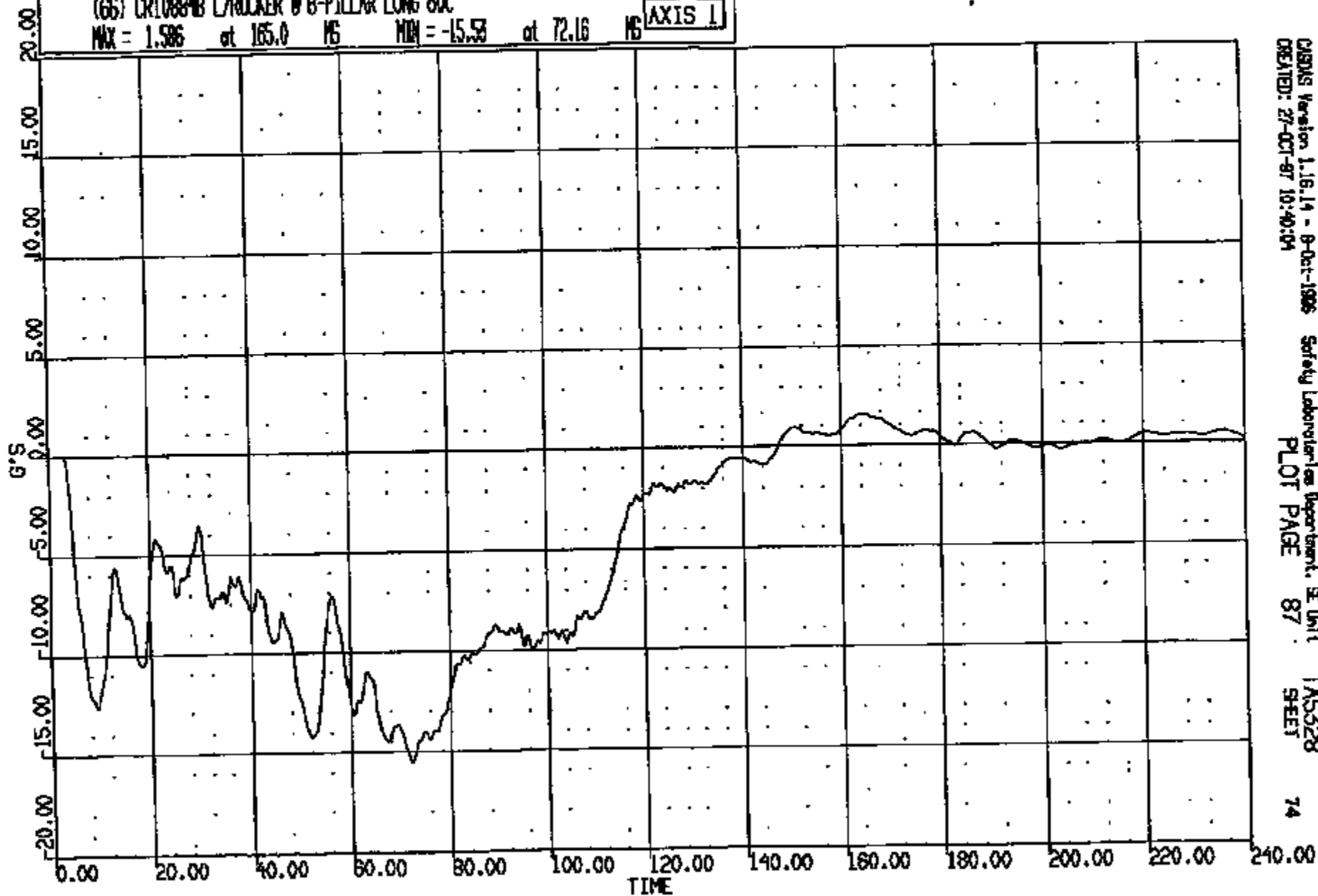
TA5328
SHEET

73

CRITS 0010884

CR R: 10884 TO: TAB328 DATE: 871027 10:10:48
108X DN-101 UNKNOWN

(66) CR10884B L/ROCKER @ B-PILLAR LONG 60C
MAX = 1.586 at 165.0 MS MIN = -15.53 at 72.16 MS **AXIS 1**

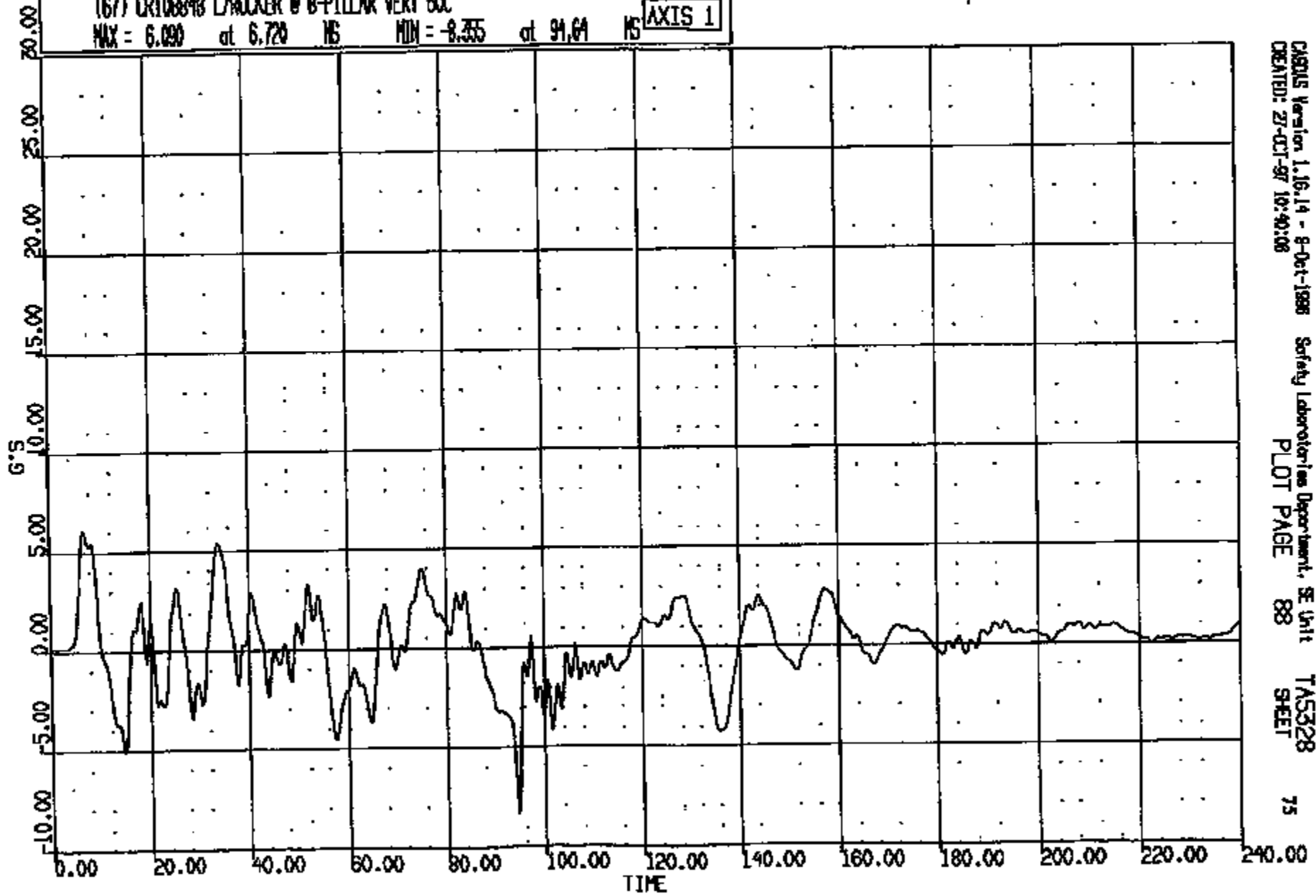


CRTS 0010884

CRSAS Version 1.16.14 - 8-Oct-1986 Safety Laboratories Department, SE Unit
CREATED: 27-OCT-87 10:40:04 PLOT PAGE 87 SHEET 74

CR R: 10884 TO: TA5328 DATE: 971027 10:10:49
199X DN-101 UNKNOWN

(67) CR10884B L/ROCKER @ B-PILLAR VERT 60C
MAX = 6.090 at 6.720 MS MIN = -8.355 at 91.64 MS **AXIS 1**



CASDIS Version 1.16.14 - 8-Oct-1998
CREATED: 27-OCT-97 16:40:08

Safety Laboratories Department, SE Unit
PLOT PAGE 88

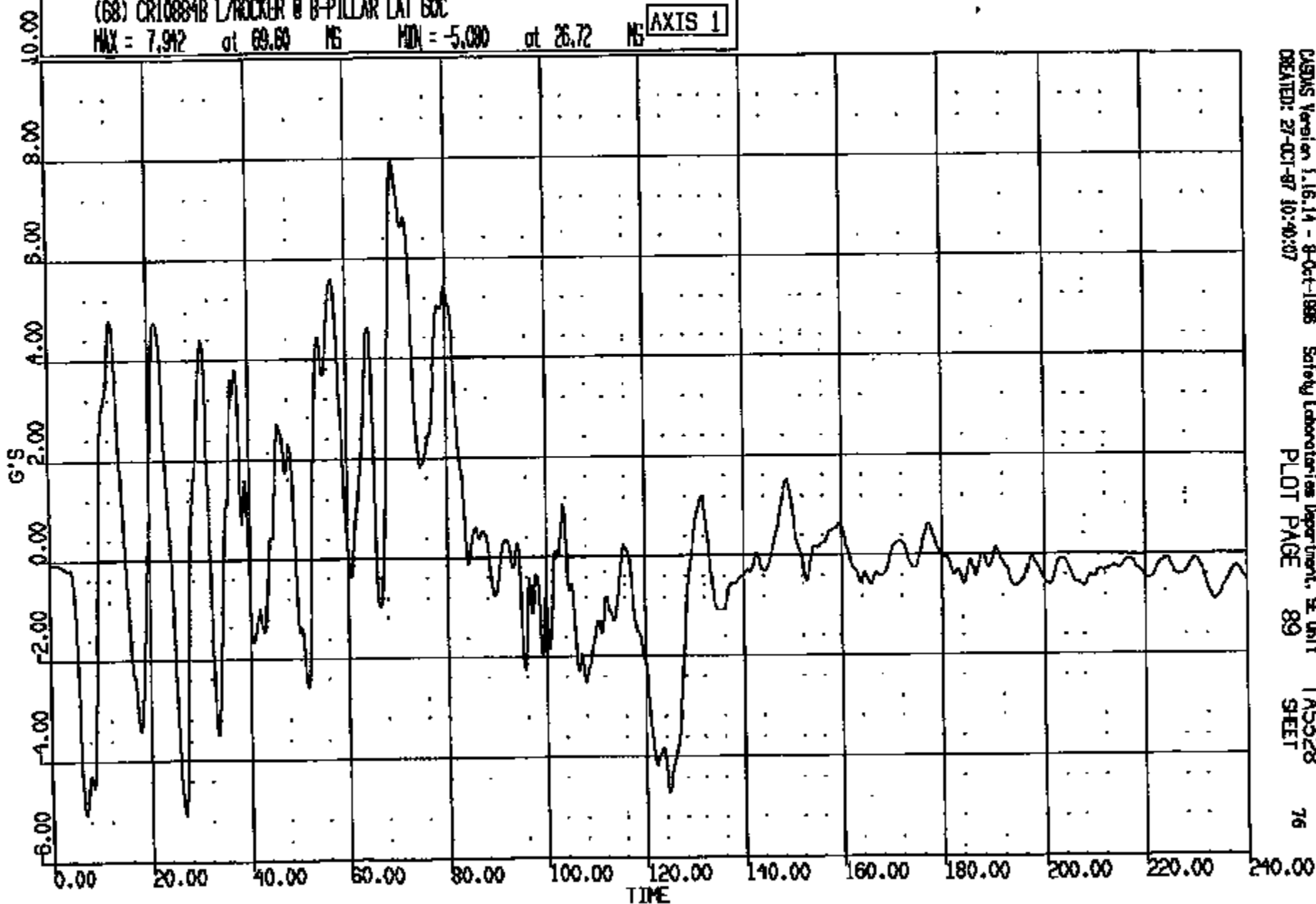
TA5328
SHEET

75

CRIS 0010884

CR R: 10884 TO: TA5328 DATE: 871027 10:10:48
199X DN-101 UNKNOWN

(68) CR10884B L/ROCKER @ B-PILLAR LAT 60C
MAX = 7.912 at 69.60 MS MIN = -5.000 at 26.72 MS **AXIS 1**

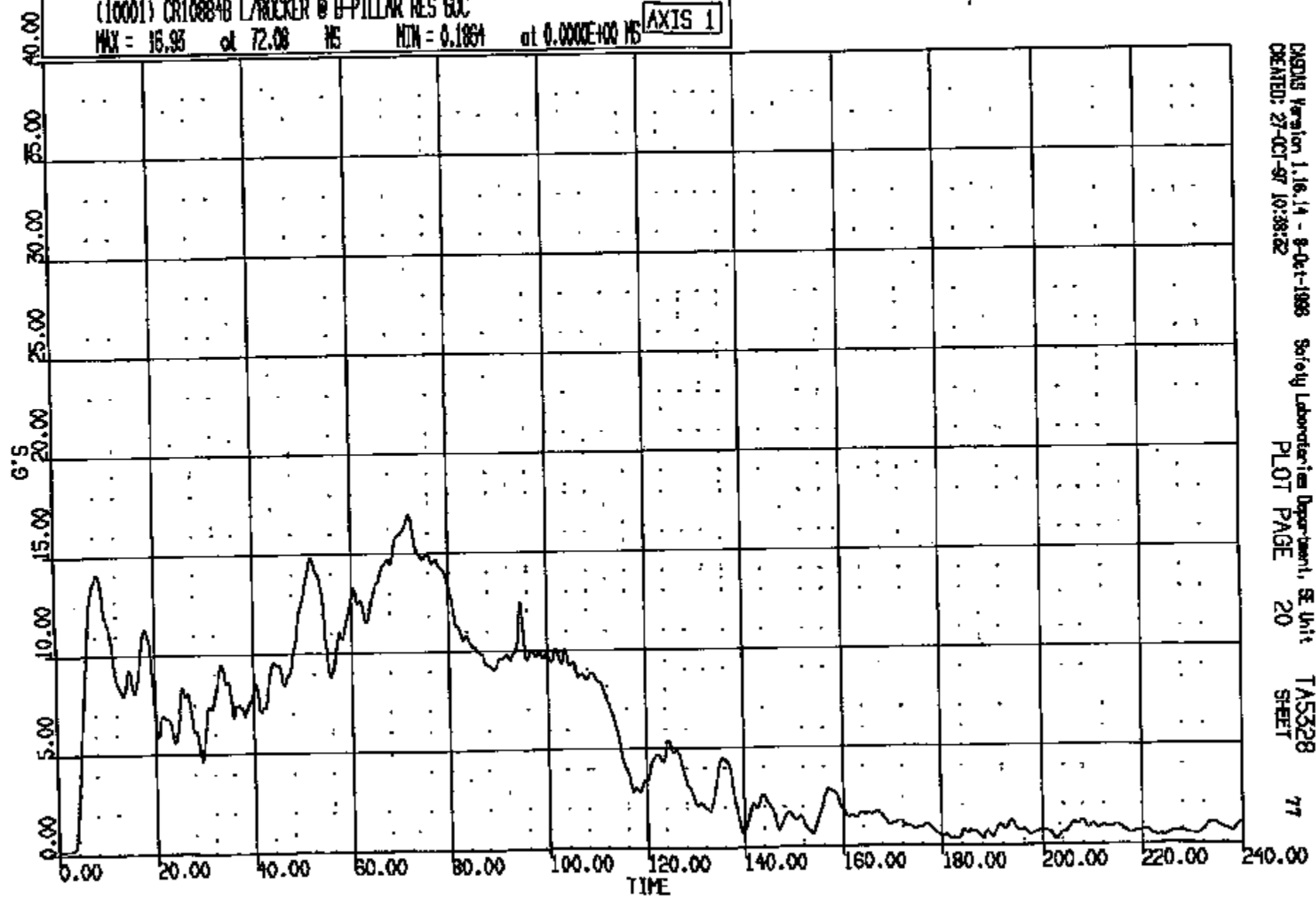


CRIS 0010884

CR R: 10884 TO: TA5328 DATE: 871027 10:10:49
100X DN-101 UNKNOWN

(10001) CR10884B L/RUCKER @ B-PILLAR RES SOC
MAX = 16.95 at 72.08 MS MIN = 0.1864 at 0.0000E+00 MS

AXIS 1

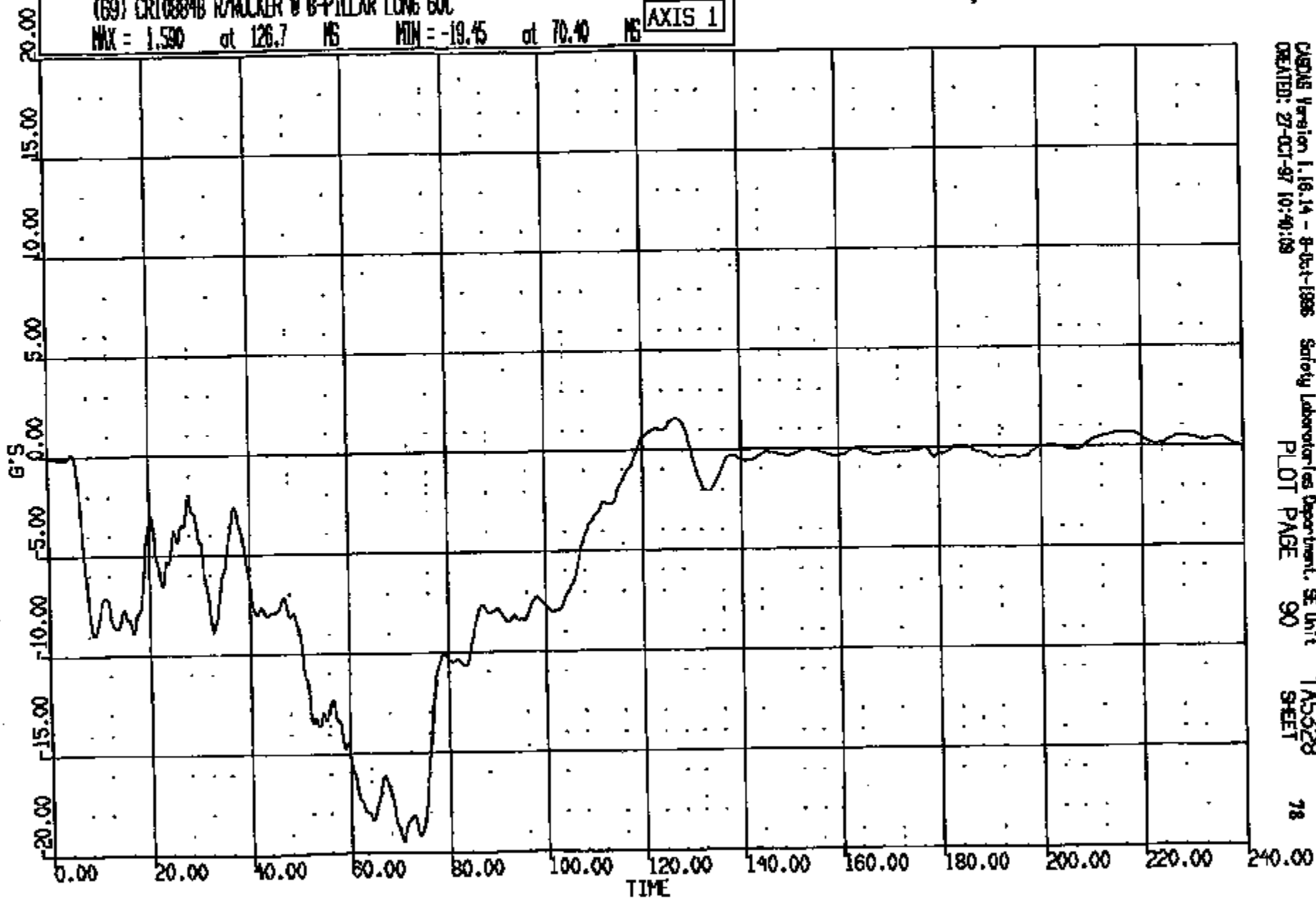


CRASH Version 1.16.14 - 8-Oct-1988 Safety Laboratories Department, SE Unit TA5328
CREATED: 27-OCT-87 10:38:22 PLOT PAGE 20 SHEET 77

CR10884

DR R: 10884 TO: TAS328 DATE: 971027 10:10:49
199X DN-101 UNKNOWN

(69) CR10884B R/ROCKER @ B-PILLAR LONG 60C
MAX = 1.590 at 126.7 MS MIN = -19.45 at 70.40 MS **AXIS 1**

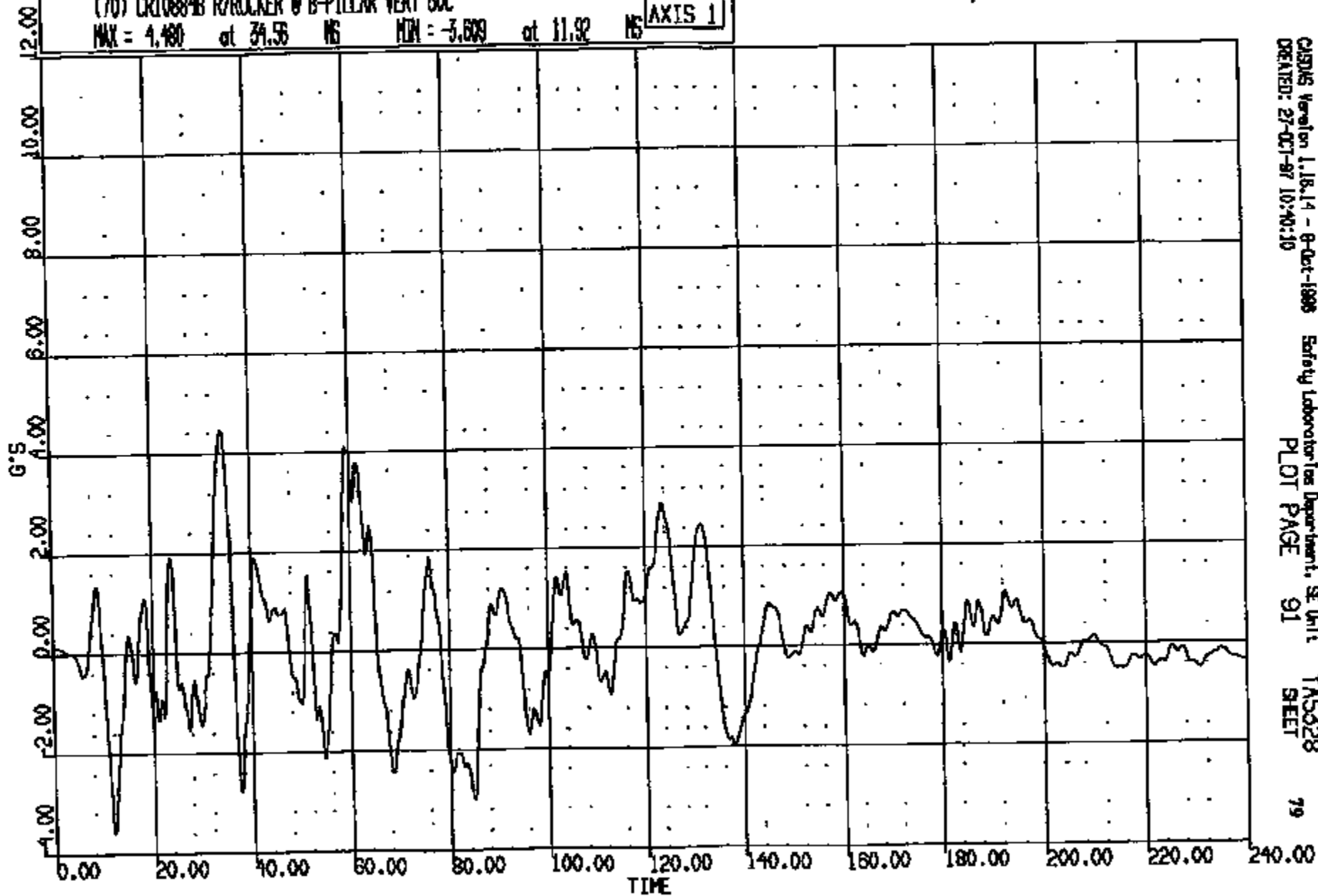


CRIS 0010884

CR R: 10884 TO: TAS328 DATE: 871027 10:10:48
189X DN-101 UNKNOWN

(70) CR10884B R/ROCKER @ B-PILLAR VERT SOC
MAX = 4.480 at 34.55 NS MIN = -3.509 at 11.92 NS

AXIS 1



CASINS Version 1.18.14 - 8-Oct-1988
CREATED: 27-OCT-87 10:40:10

Safety Laboratories Department, SE Unit
PLOT PAGE 91

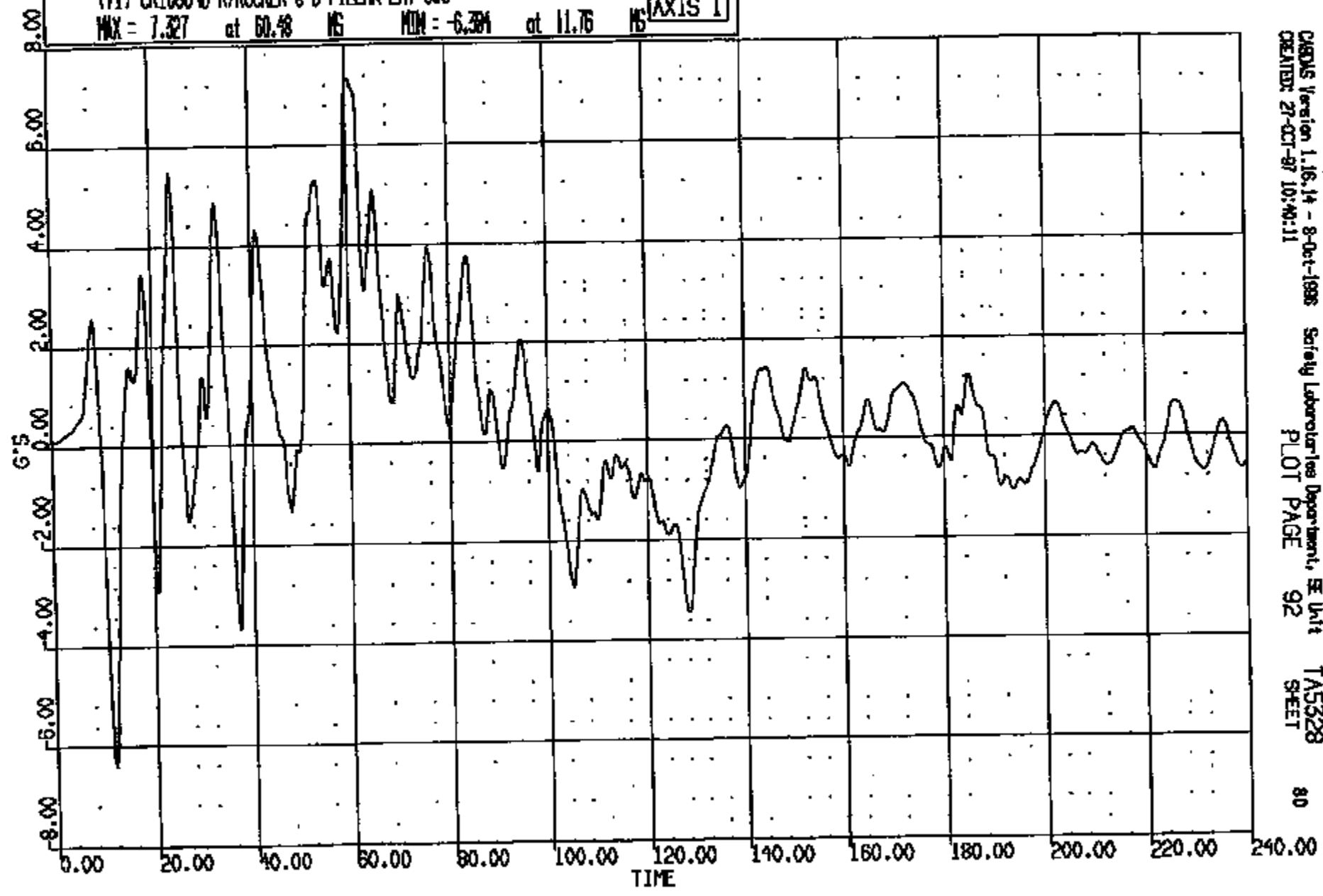
TAS328
SHEET

CRTS 0010884

CR R: 10884 TO: TAS528 DATE: 871027 10:10:49
199X DN-101 UNKNOWN

(71) CR10884B R/ROCKER @ B-PILLAR LAT 60C
MAX = 7.327 at 60.48 MS MIN = -6.304 at 11.76 MS

AXIS 1



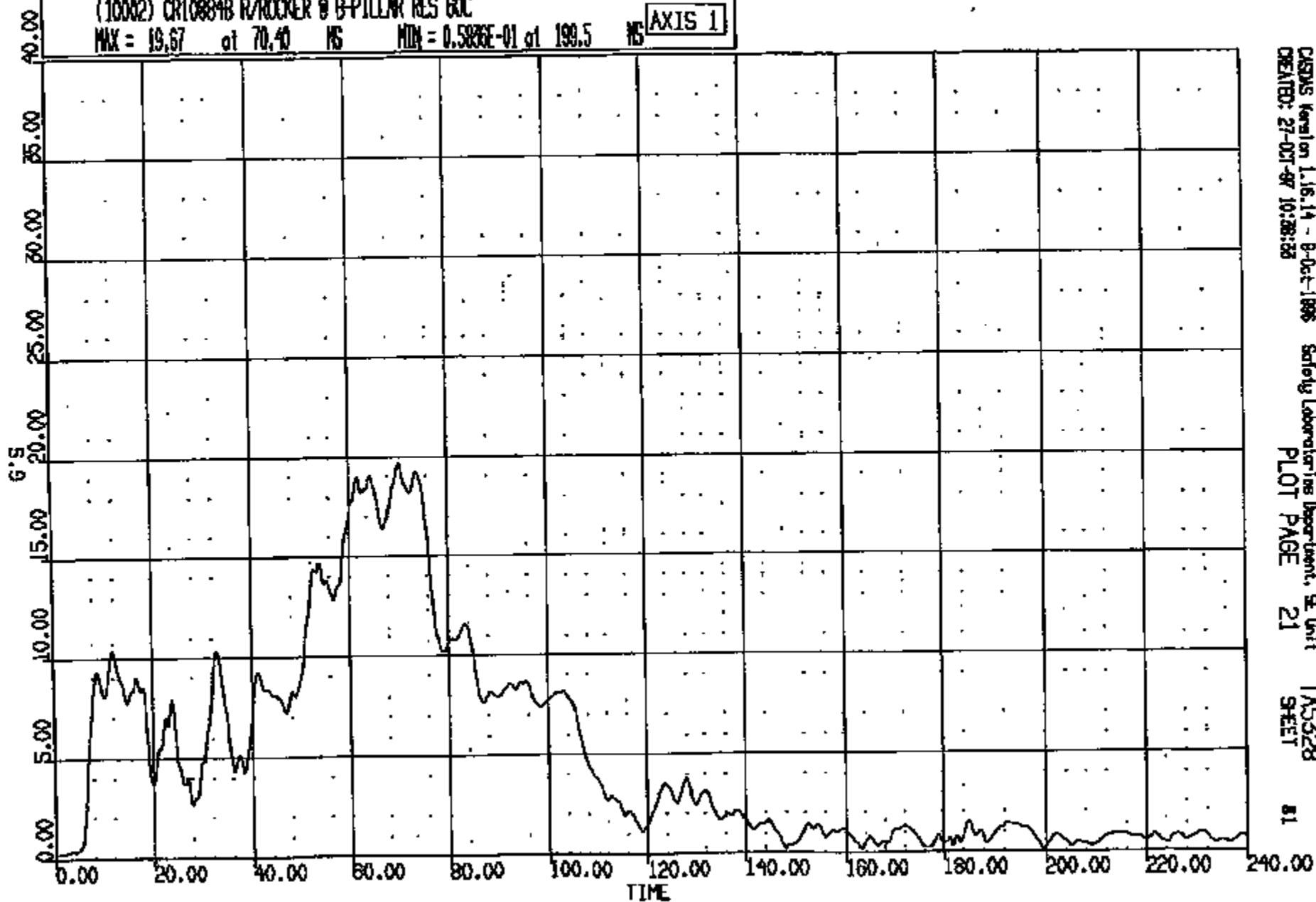
CRS01S Version 1.16.14 - 8-Oct-1988 Safety Laboratories Department, SE Unit TAS528
CREATED: 27-OCT-87 10:46:11 PLOT PAGE 92 SHEET 80

CRIS 0010884

CR R: 10884 TO: TA5328 DATE: 971027 10:10:49
188X DN-101 UNKNOWN

(10002) CR10884B R/ROCKER @ B-PILLAR RES 60C
MAX = 19.57 at 70.40 MS MIN = 0.5806E-01 at 199.5 MS

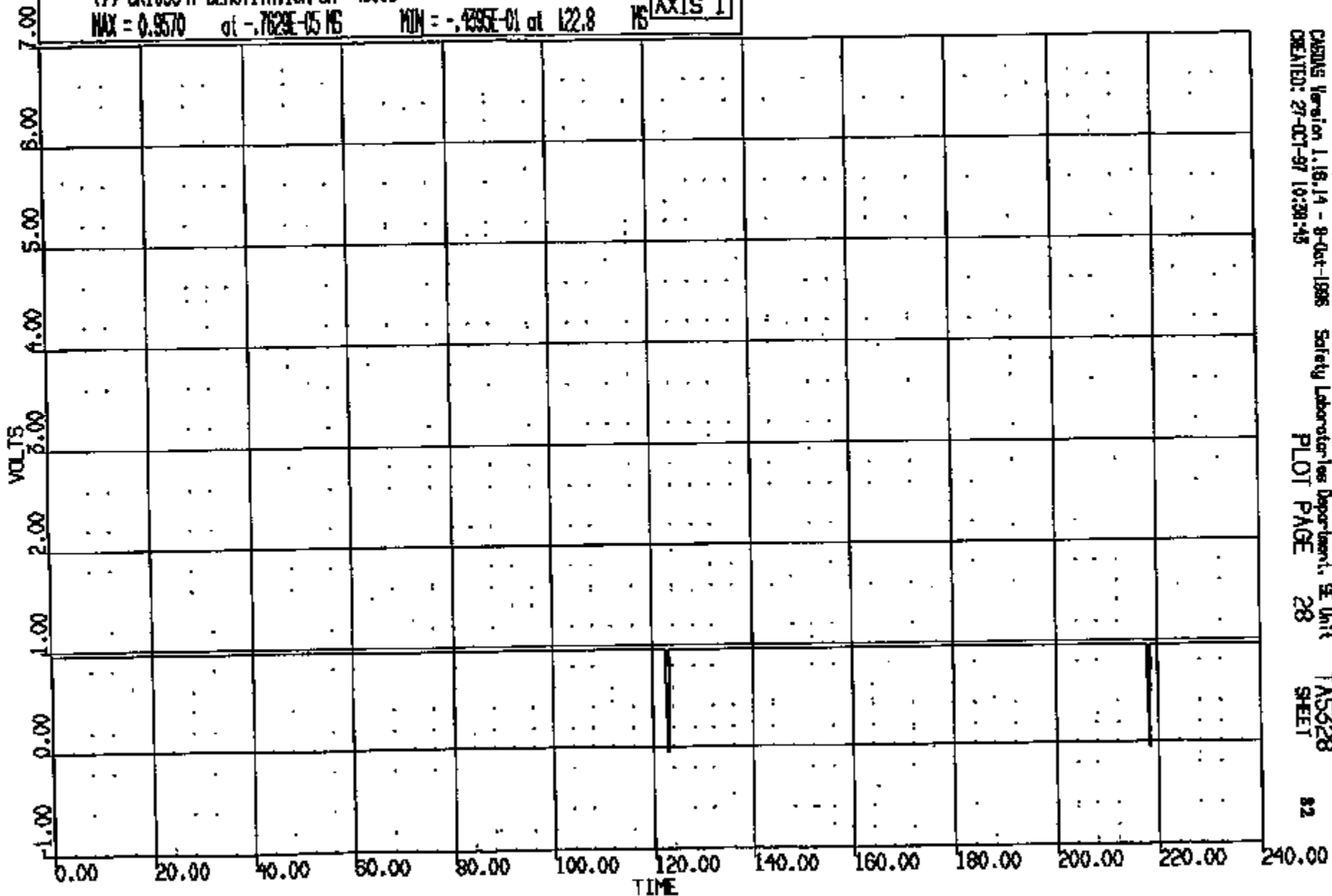
AXIS 1



CRTS 0010884

CR R: 10884 TO: TA5328 DATE: 971027 10:10:48
189X DN-101 UNKNOWN

(7) CR10884T DEACTIVATION SW 4000C
MAX = 0.9570 at -.7629E-05 MS MIN = -.4395E-01 at 122.8 MS **AXIS 1**



CASIMS Version 1.16.14 - 8-Oct-1996
CREATED: 27-OCT-97 10:38:45

Safety Laboratory Department, SE Unit
PLOT PAGE 28

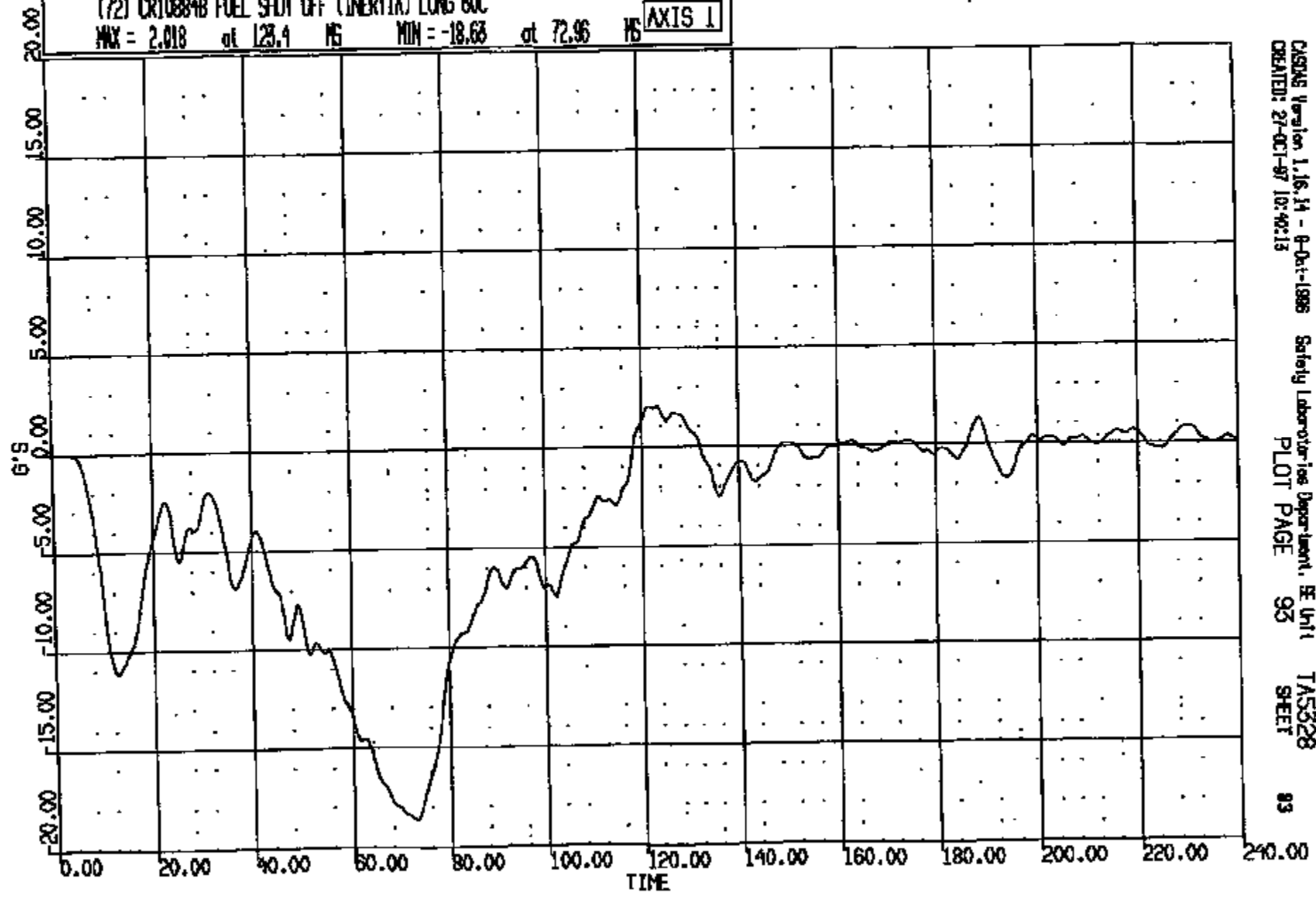
TA5328
SHEET

82

CRTS 0010884

CR #: 10884 TO: TASS28 DATE: 971027 10:10:49
198X ON-101 UNKNOWN

(72) CR10884B FUEL SHUT OFF (INERTIA) LONG GOC
MAX = 2.018 at 128.4 MS MIN = -18.63 at 72.96 MS **AXIS 1**

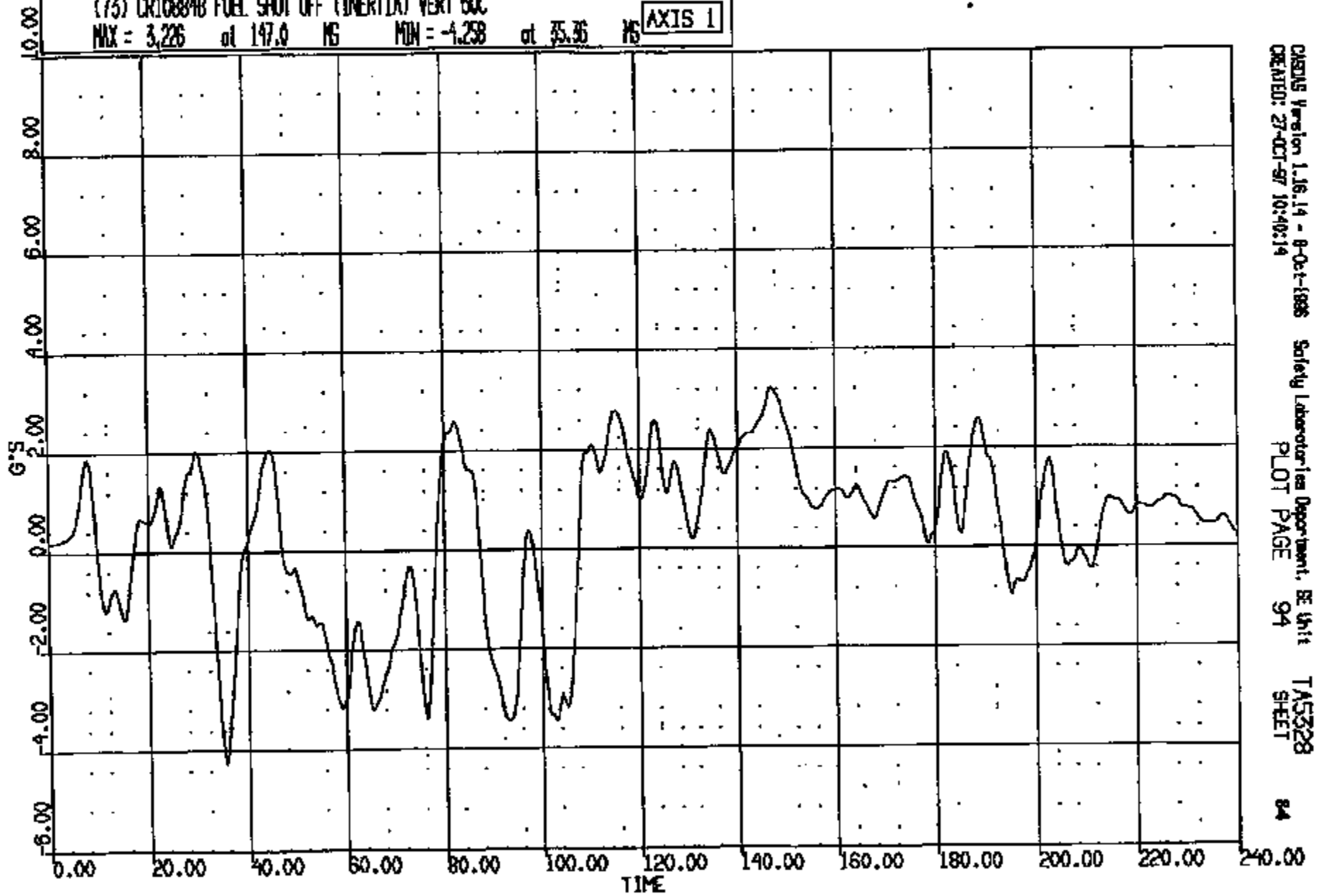


CASAS Version 1.16.14 - 9-Oct-1995 Safety Laboratories Department, SE Unit TASS28
CREATED: 27-OCT-97 10:40:13 PLOT PAGE 93 SHEET 93

CRIS 0010884

CR R: 10884 TO: TASS28 DATE: 971027 10:10:49
189X DN-101 UNKNOWN

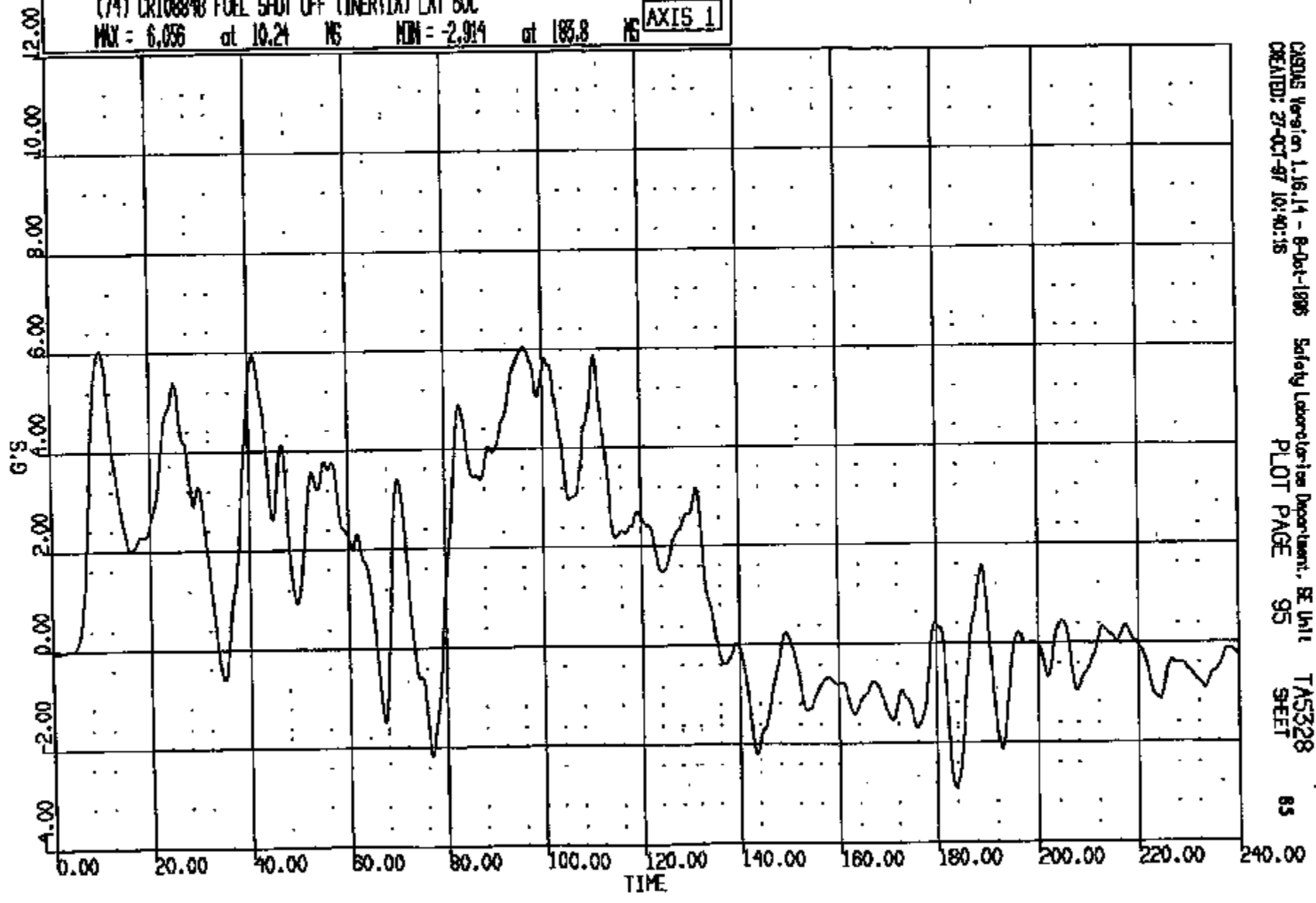
(75) CR10884B FUEL SHUT OFF (INERTIA) VERT GOC
MAX = 3.226 at 197.0 MS MIN = -4.258 at 35.36 MS **AXIS 1**



CR1S 0010884

CR R: 10884 TO: TAS328 DATE: 871027 10:10:49
189X DN-101 UNKNOWN

(74) CR10884B FUEL SHUT OFF (INERTIA) LAT 60C
MAX = 6.056 at 10.24 NS MIN = -2.914 at 185.8 NS **AXIS 1**



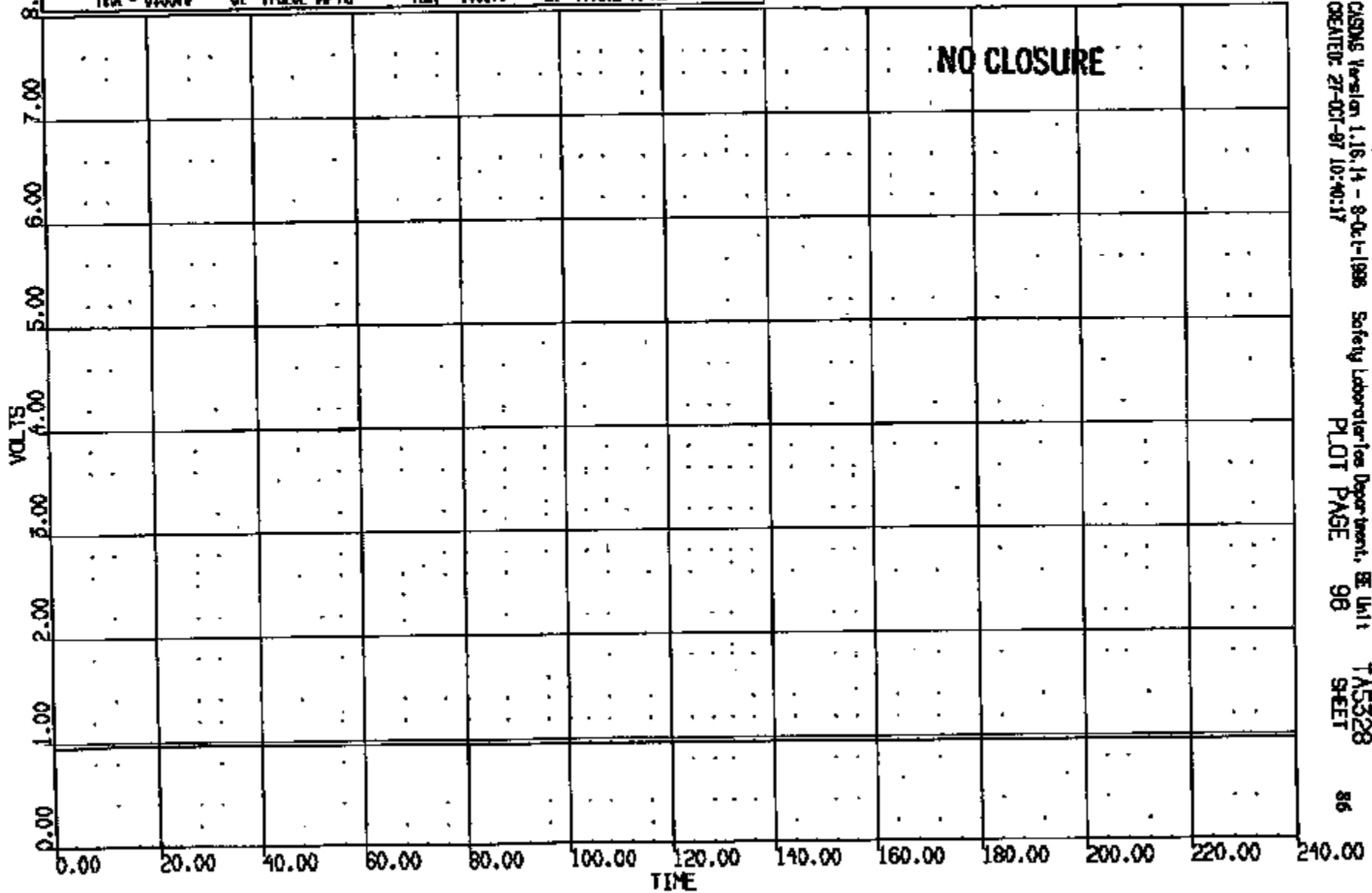
CASIMS Version 1.16.14 - 8-Oct-1986 Safety Laboratories Department, BE Unit TAS328
CREATED: 27-OCT-87 10:40:15 PLOT PAGE 95 SHEET 85

CRIS 0010884

CR R: 10884 TO: TAS328 DATE: 871027 10:10:48
199X DN-101 UNKNOWN

(75) CR108840 FUEL SHUT OFF (INERTIA) SW 4000C
MAX = 0.9570 at -.7629E-05 MS MIN = 0.9570 at -.7629E-05 MS

AXIS 1



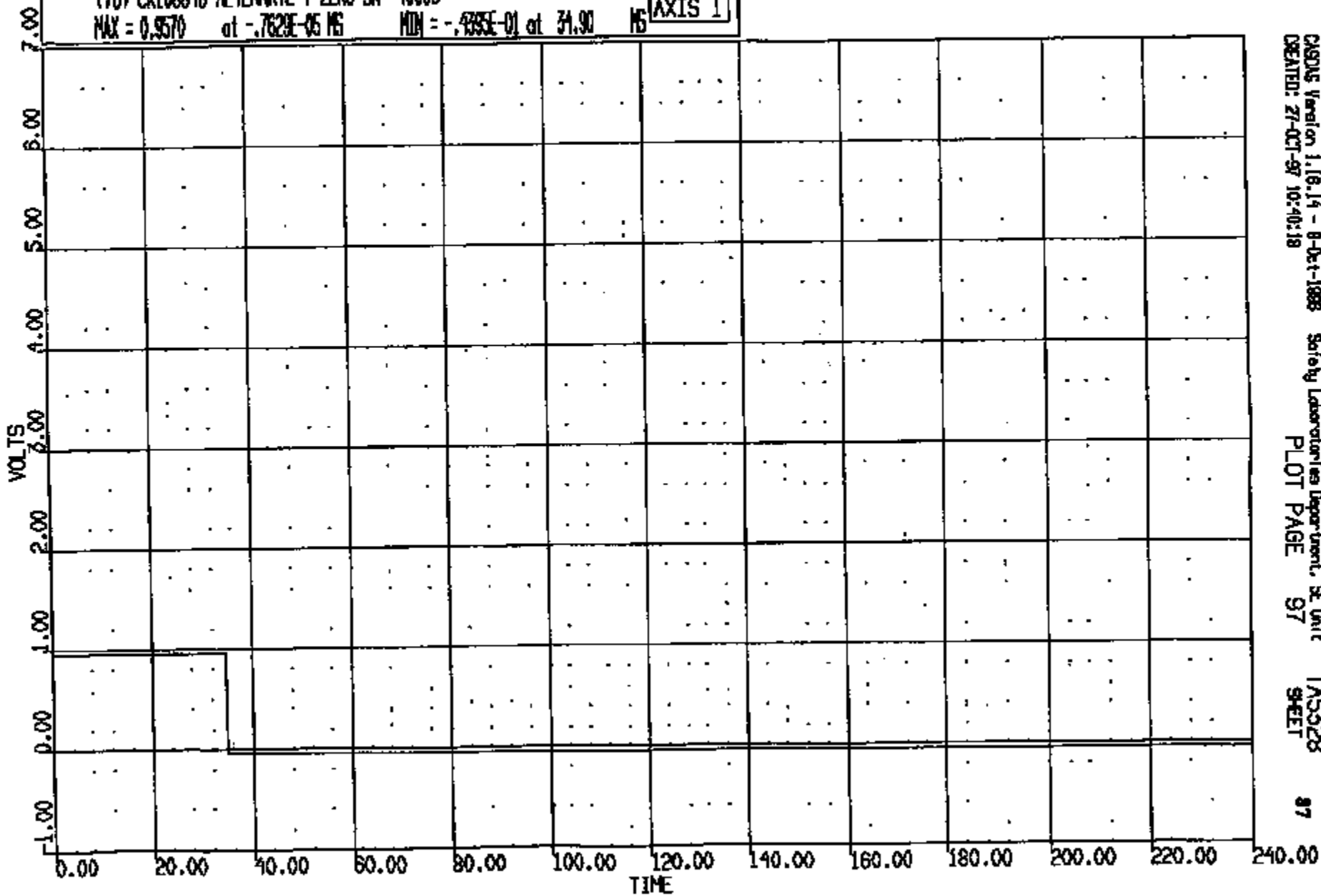
CASONS Version 1.16.14 - 8-Oct-1988 Safety Laboratories Department, BE Unit
CREATED: 27-OCT-87 10:40:17 PLOT PAGE 96 TAS328 SHEET 86

CR10884

CR R: 10884 TO: TAS328 DATE: 971027 10:10:49
199X DN-101 UNKNOWN

(76) CR10884B ALTERNATE T-ZERO SN 4000C
MAX = 0.9570 at -.7629E-05 MS MIN = -.4335E-01 at 34.90 MS

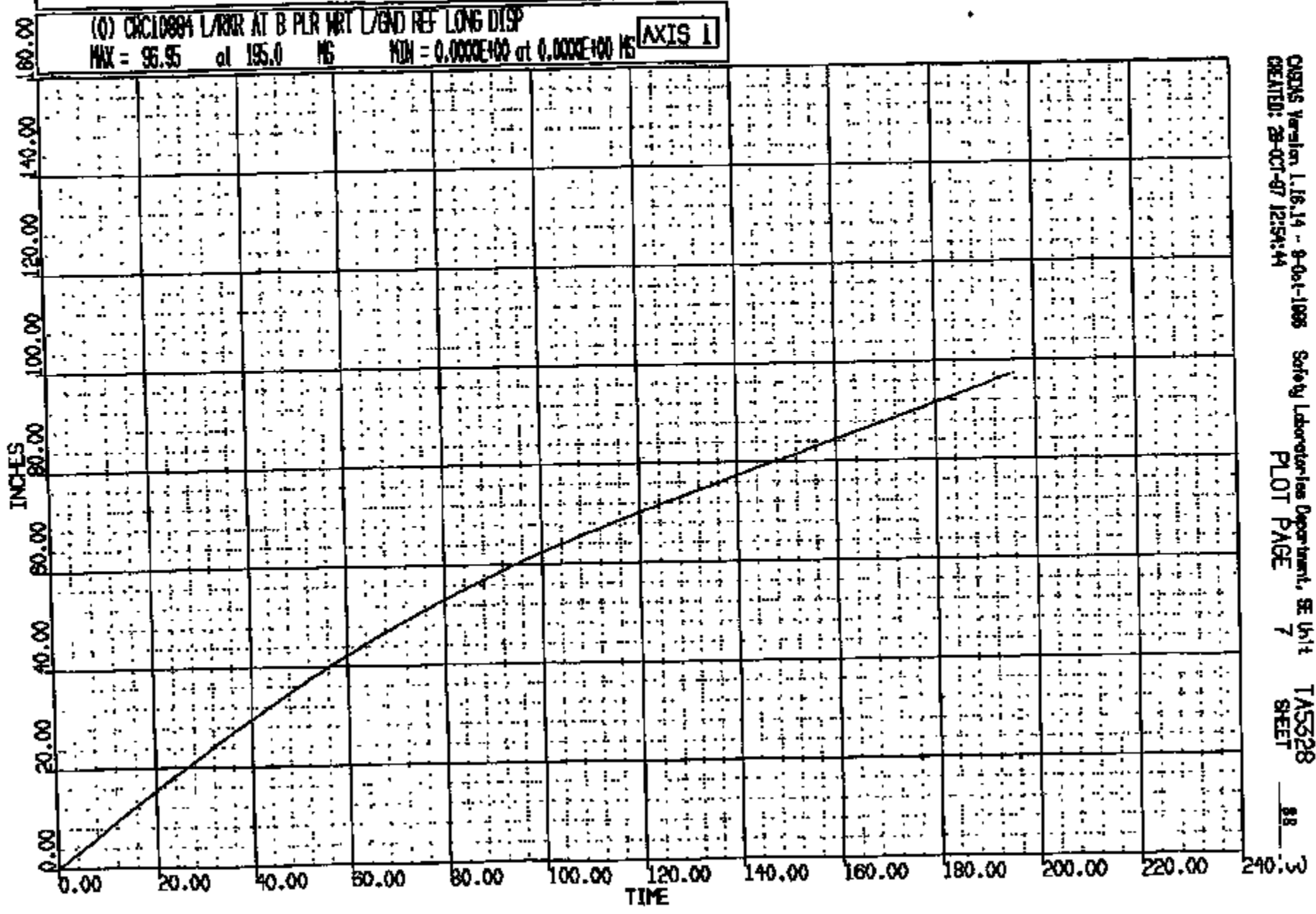
AXIS 1



CASUS Version 1.16.14 - 8-Oct-1988 Safety Laboratories Department, SE Unit TAS328
CREATED: 27-OCT-97 10:40:18 PLOT PAGE 97 SHEET 97

CRIS 0010884

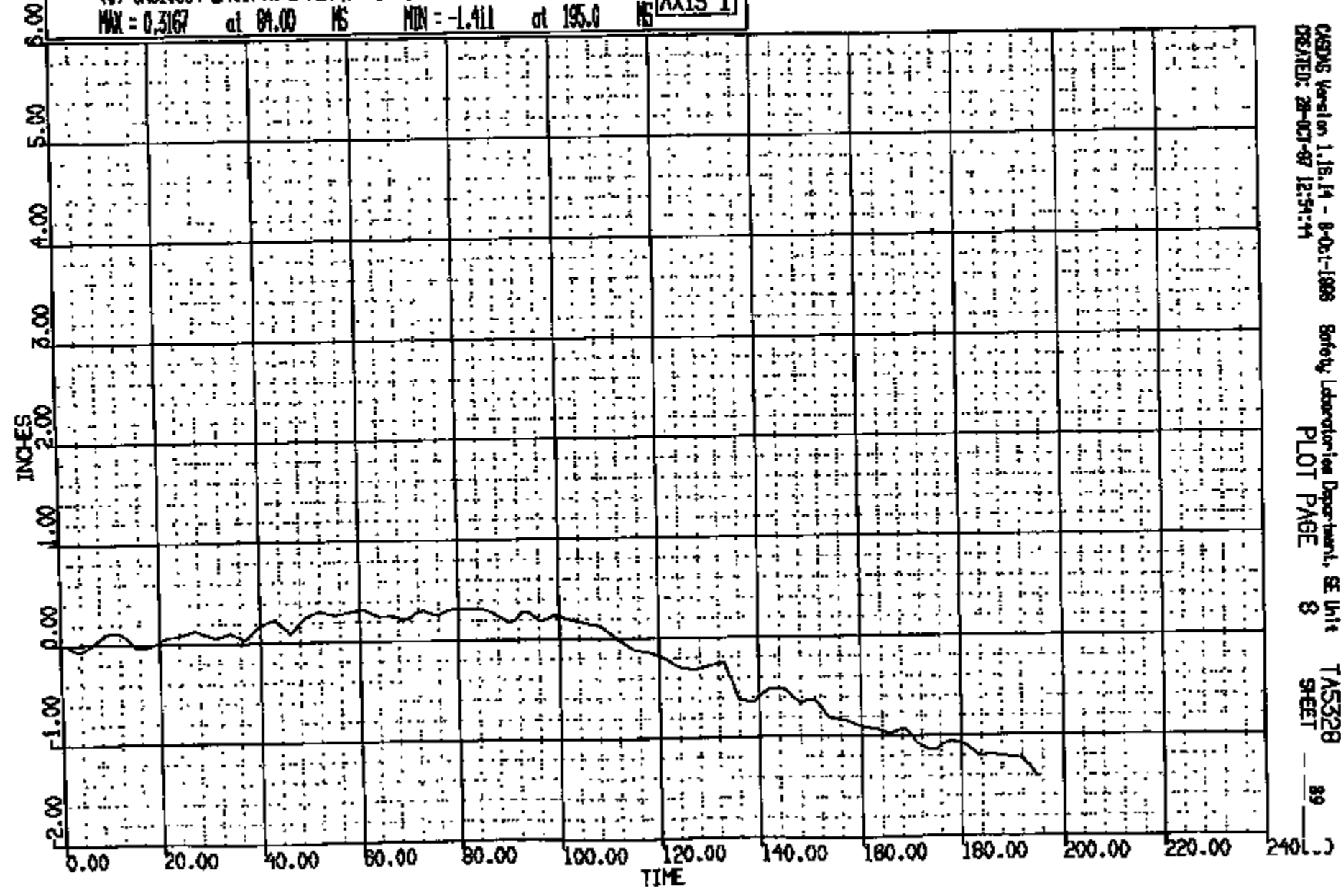
CR 10884 TO: TASS28 DATE: 871027 10:10:48
189X DN-101 UNKNOWN



CRTS 0010884

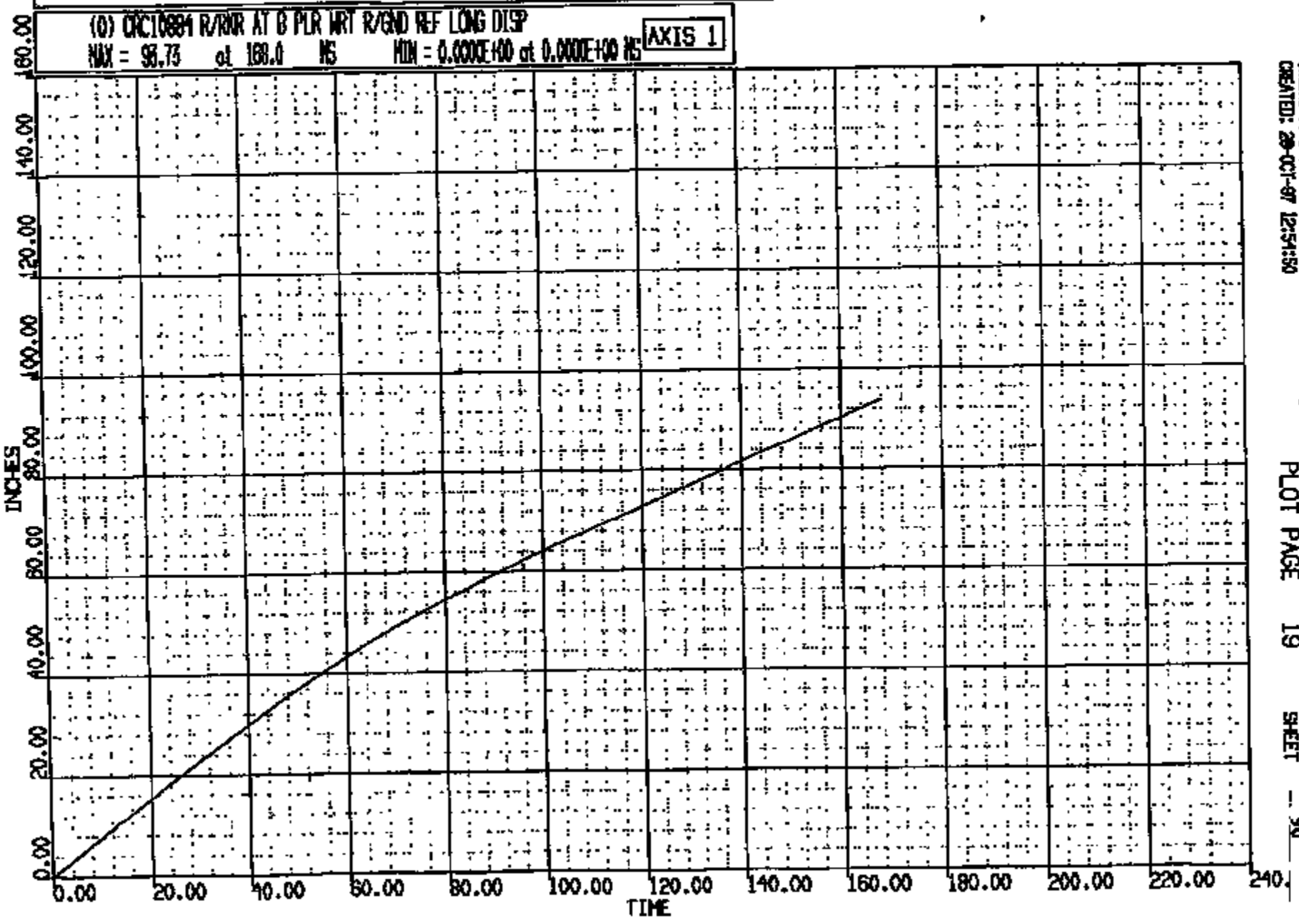
CR R: 10884 TO: TASS28 DATE: 971027 10:10:49
199X DN-101 UNKNOWN

(D) CRC10884 L/RNR AT B PLR NRT L/GND REF VERT DISP
MAX = 0.3167 at 04.00 MS MIN = -1.411 at 195.0 MS **AXIS 1**



CRTS 0010884

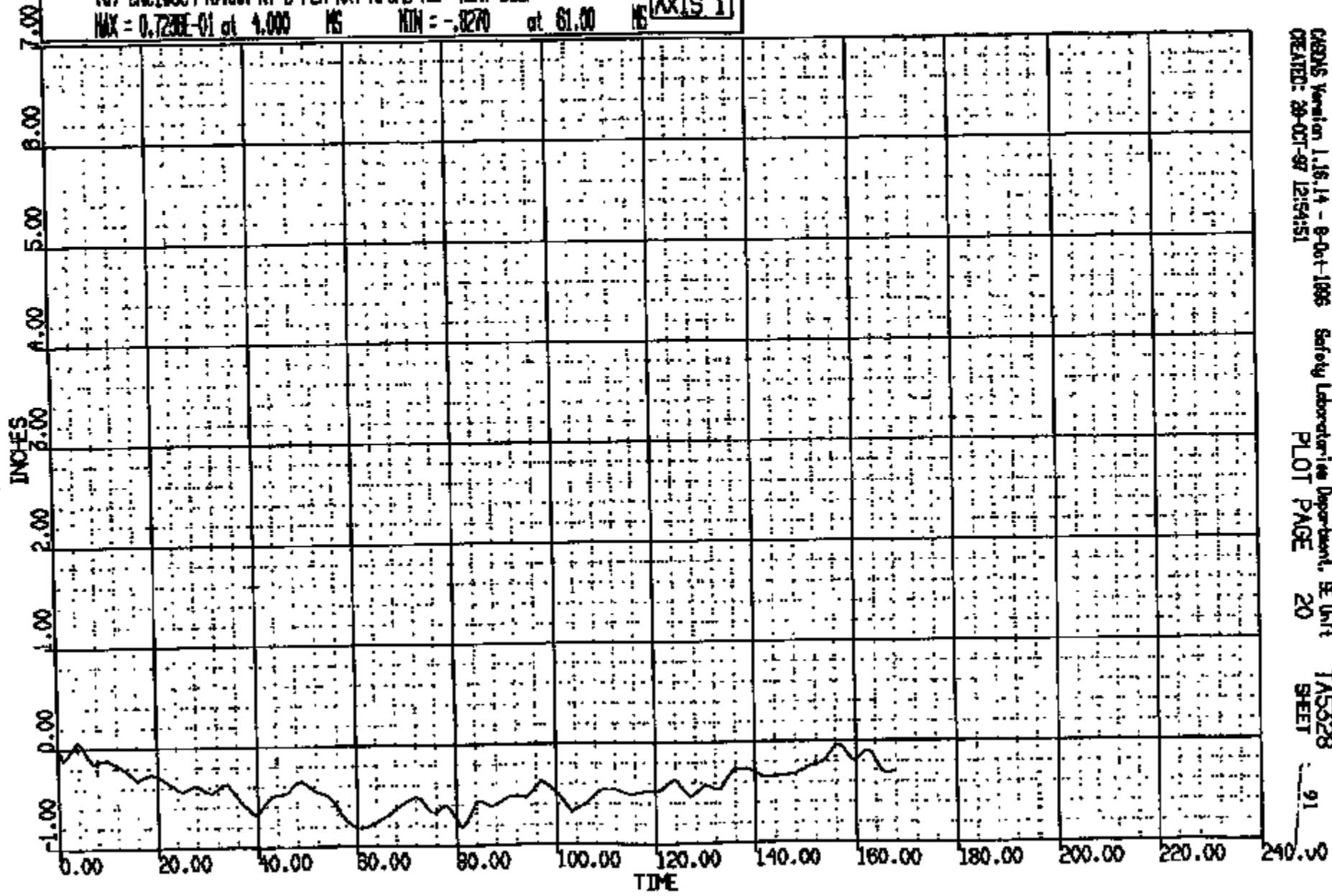
CR R: 10884 TO: TA5328 DATE: 871027 10:10:49
186X DN-101 UNKNOWN




CRIS 0010884

CR R: 10884 TO: TASS28 DATE: 971027 10:10:49
100X DN-101 UNKNOWN

(0) CR010884 R/R/R AT B PLR WRT R/GND REF VERT DISP
MAX = 0.720E-01 at 4.00 MS MIN = -.0270 at 61.00 MS **AXIS 1**



CRTS 0010884



CRIS 0010884

Name:

10884001.JPG



10884002.JPG

CRTS 0010884

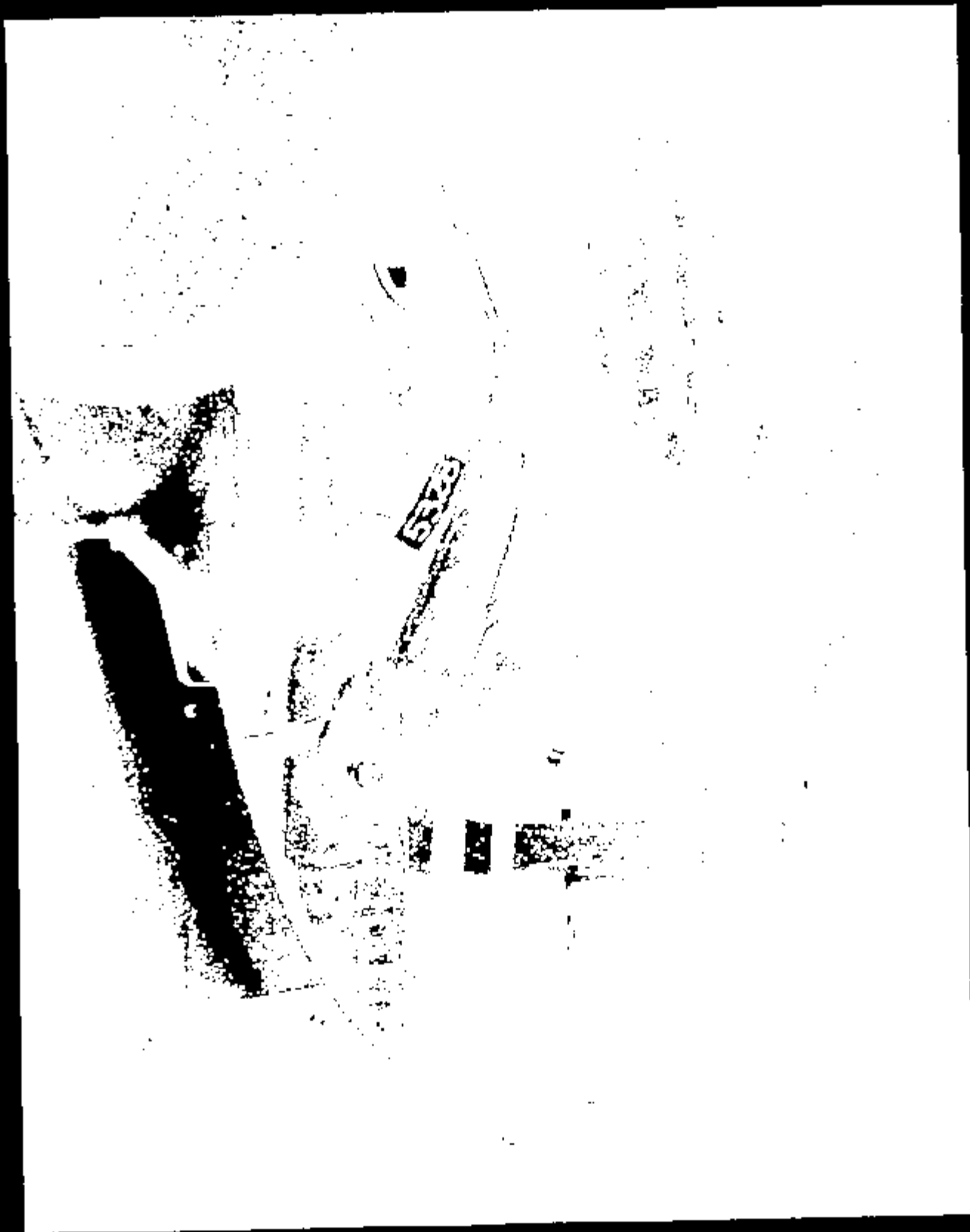



Image: 1DBBA003.JPG

CRTS 0010884



10884004.JPG

Name :


CRTS 0010884



108B4005 .JPG


Image 1

CRTS 0010884




Name: 10884006.JPG

CRTS 0010884



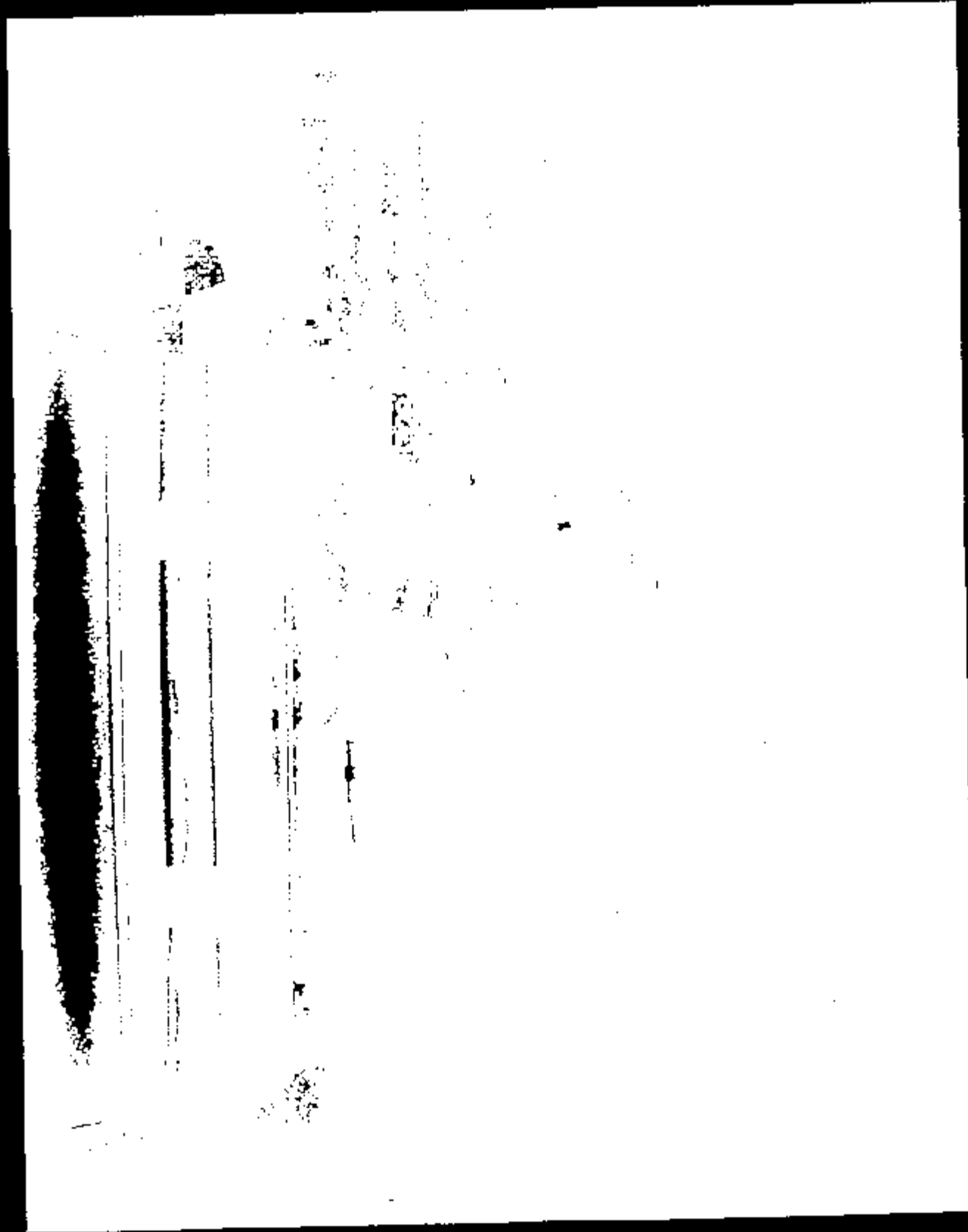
Mass I 10884007.JPG

CRTS 0010884




Name: 10894008.JPG

CRTS 0010884




10884009.JPG

CRTS 0010884




Name: 10884010.JEG

CRTS 0010884




10884011.JPG

CRTS 0010884



10884012.JPG

CRTS 0010884



ENGINE OIL

2 111429

100397F ↓


5328

Image: 10884013.JPG

CRTS 0010884

Name: 108EAD14.JPG

CRTS 0010884



Number : 10884015.JPG

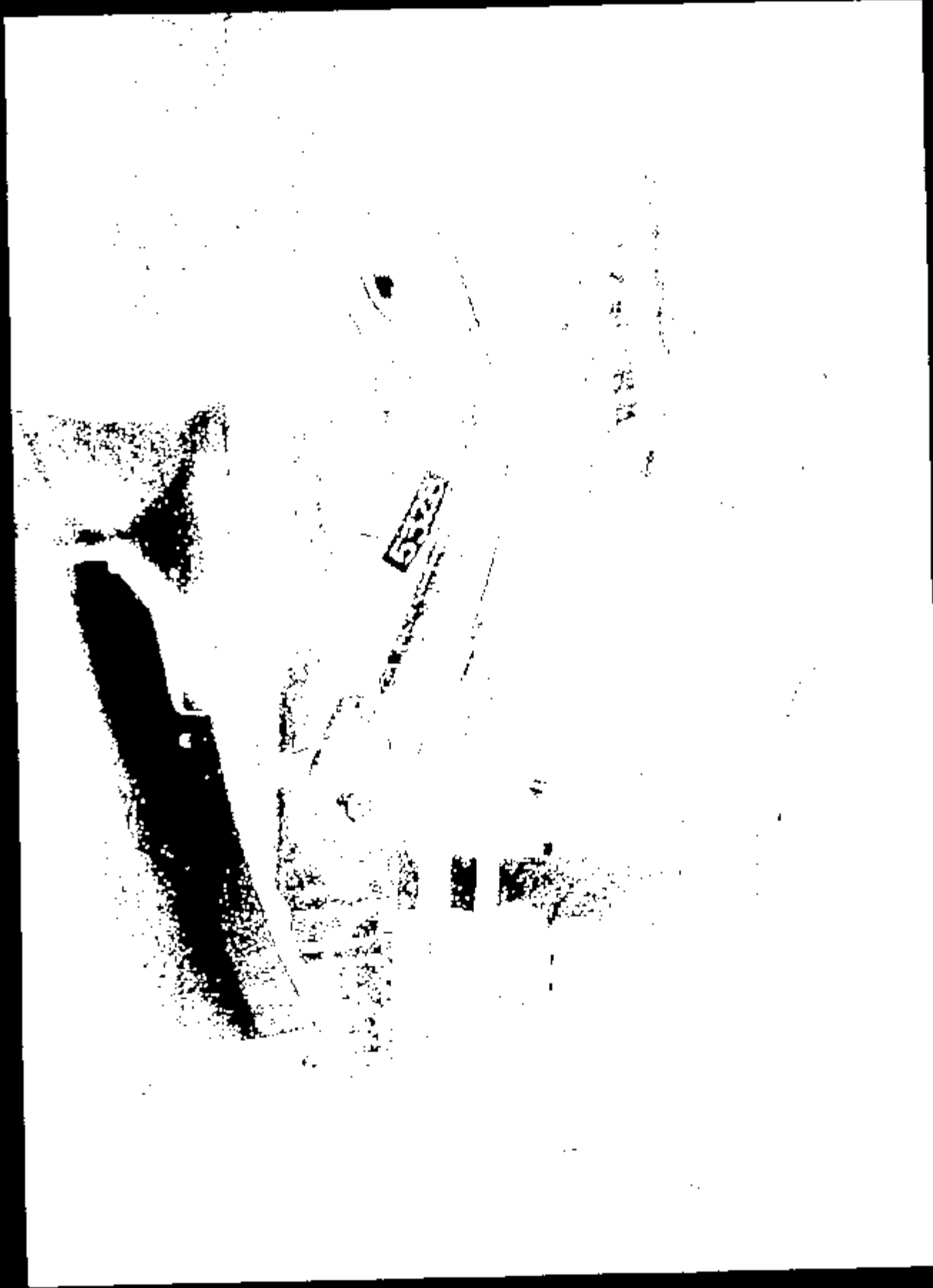
CRTS 0010884



10884016-JPR

Page 1


CRTS 0010884



10884017.jpg

Name:


CRTS 0010884



1088401B.JPG

Name:


CRTS 0010884



10884019-JPG


Image 1

CRTS 0010884



10884020 - Jpg

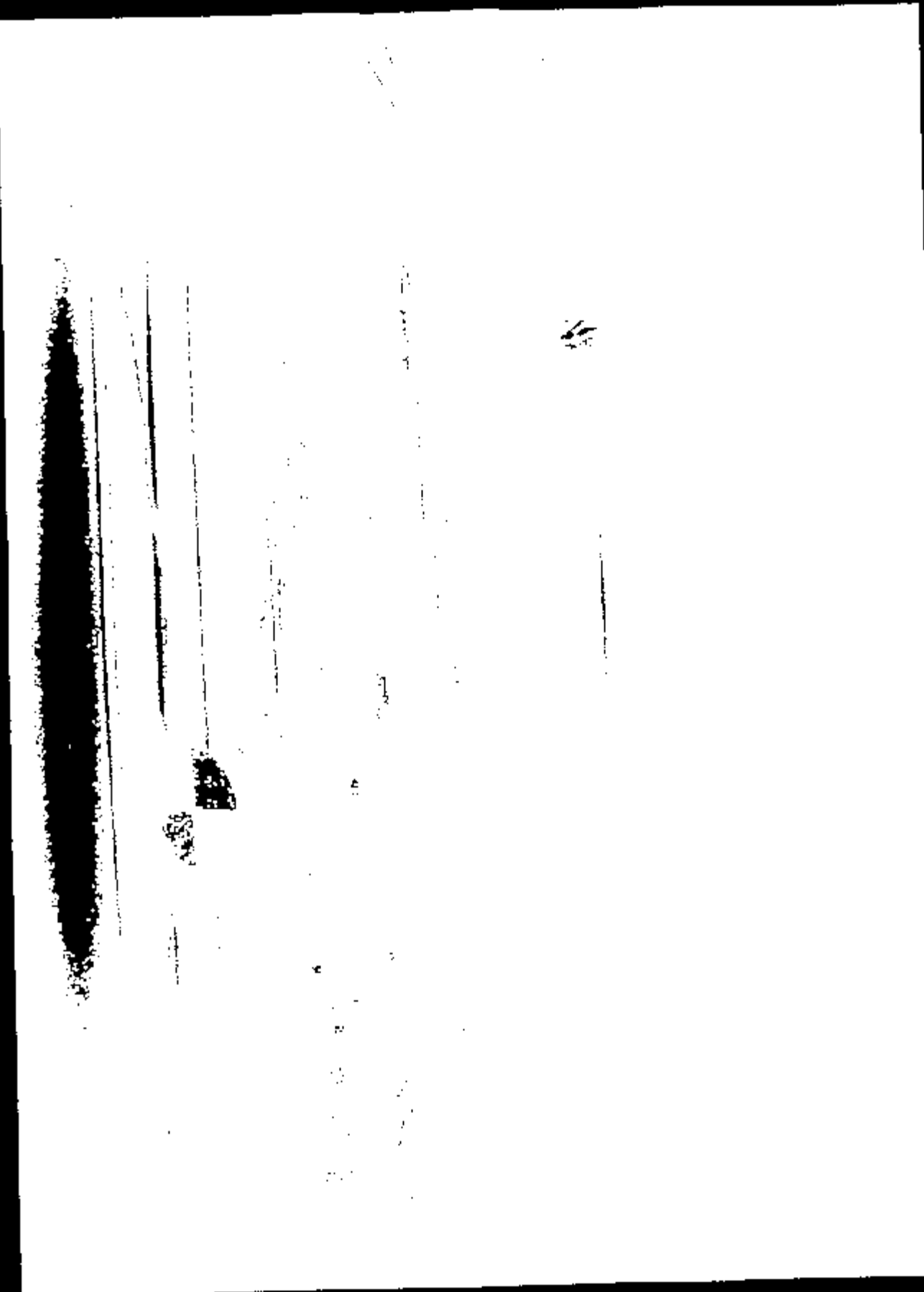
Items :



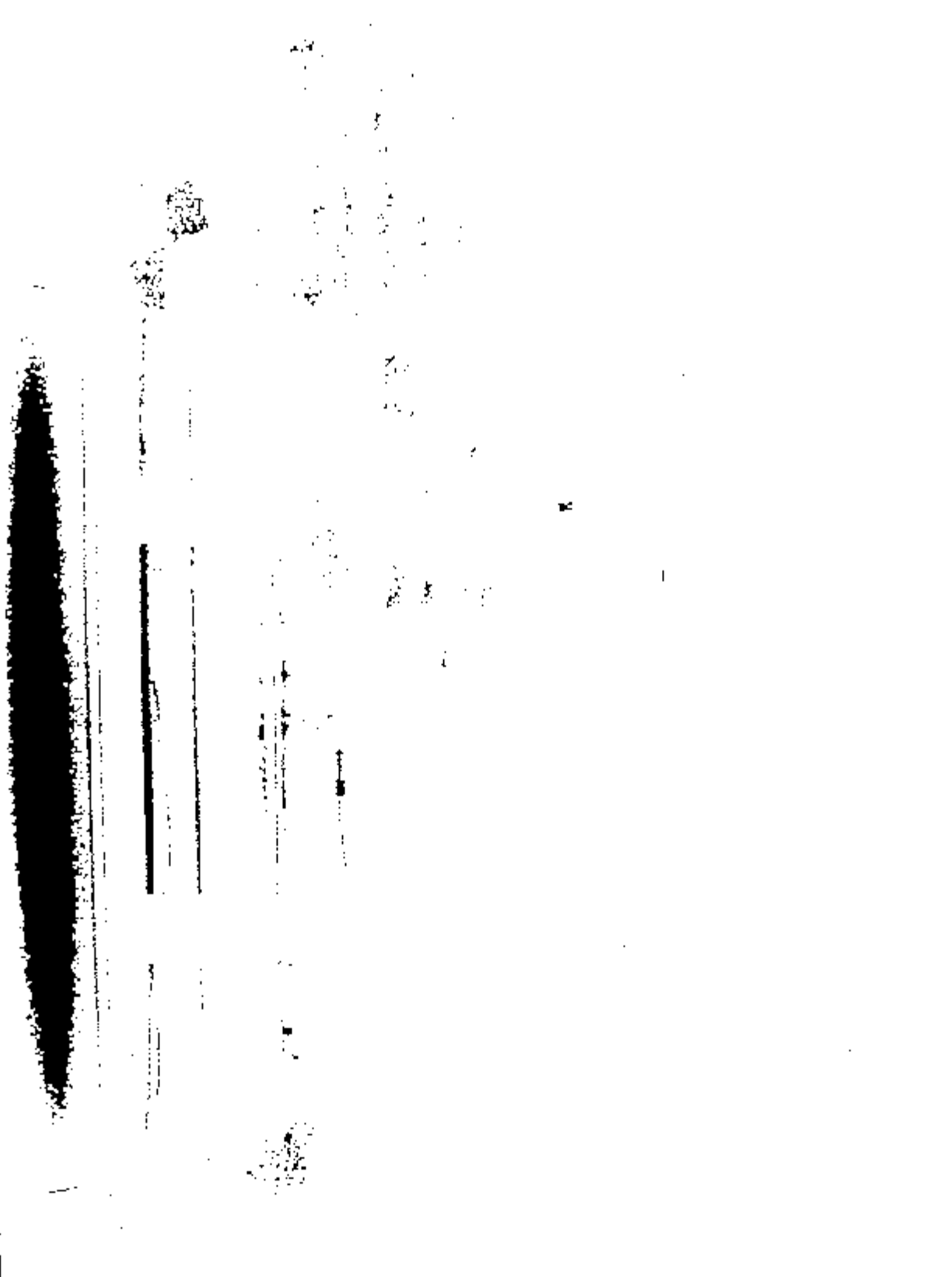
10884021.jpg

Page 1

CRTS 0010884




Manus: 10884022.jpg



10884023.JPG

00000:


CRTS 0010884



1088407A.JPG

Name:

CRTS 0010884



10884025.jpg

Image 1

CRTS 0010884



108B4025.jpg

Image 1

CRTS 0010884




2 111929

100397F ↓

5328

10884028 - J28


CRTS 0010884



10884079.jpg

Image:

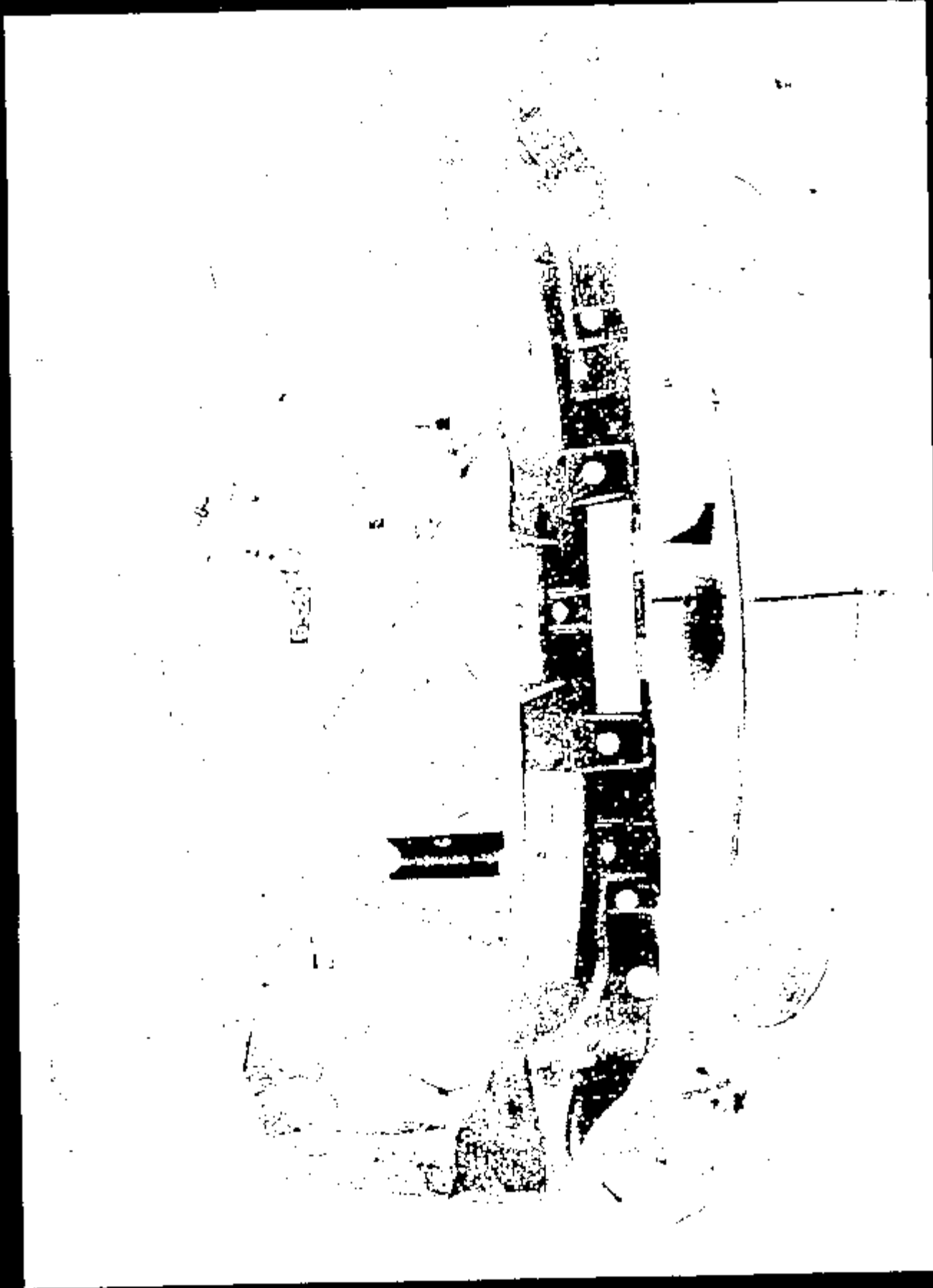
CRTS 0010884



10884030.jpg

Name:

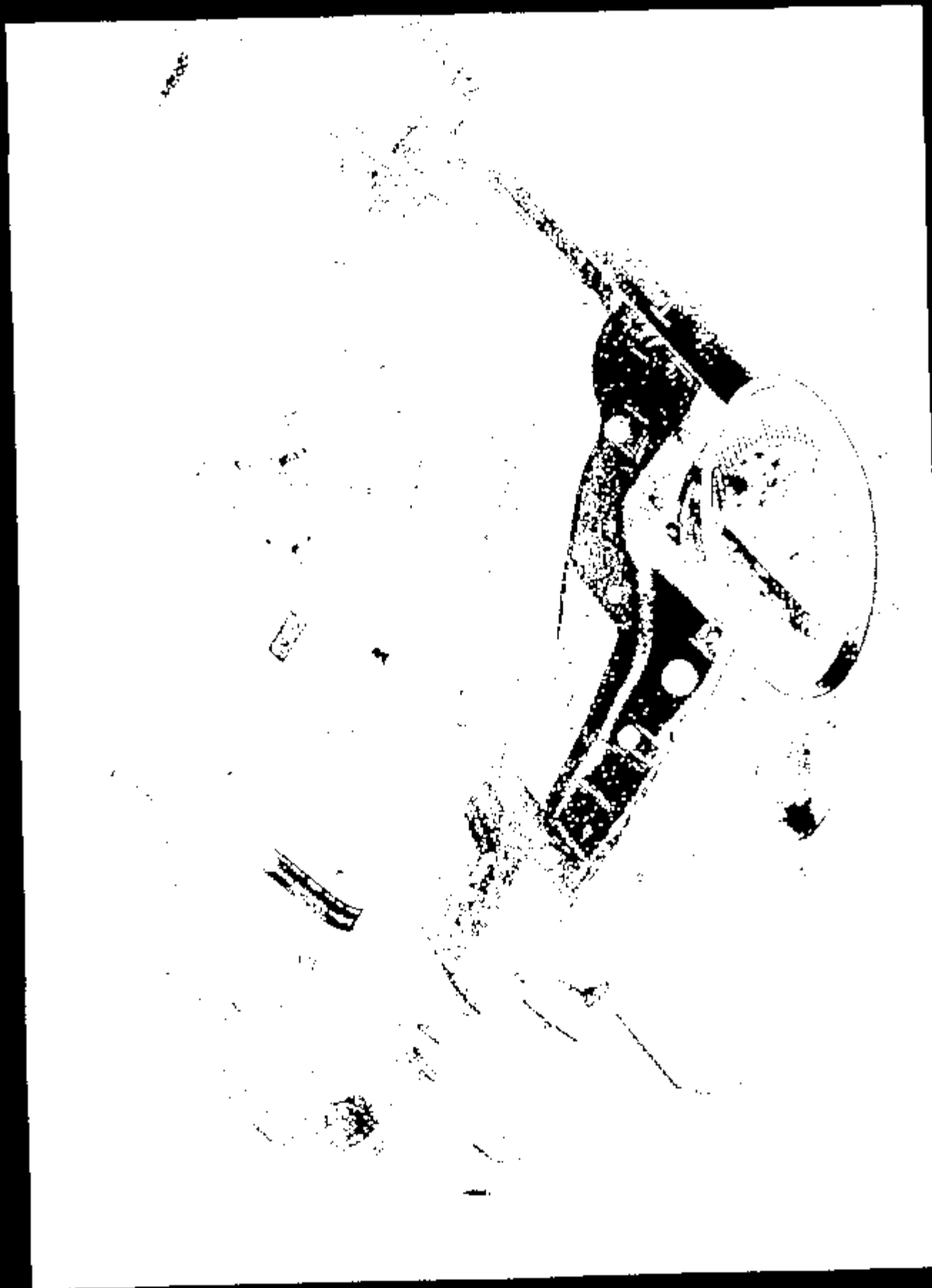
CRTS 0010884



10884031.jpg

Image:

CRTS 0010834



10884032.jpg

Image:


CRTS 0010884



10884033.jpg


March 1

CRTS 0010884




name: 10884034.jpg

CRTS 0010884



Name: 10884035 .jpg


CRTS 0010884




10684035.jpg

Name:

CRTS 0010884



Name: 10884037.jpg



10884038.jpg

Page 1

CRTS 0010884



10884039.jpg


Name:

CRTS 0010884

10884040.jpg

Name:

CRTS 0010884



10884041.jpg

Name:

CRTS 0010884

10884042.jpg

Memorandum

CRTS 0010884



10884013.jpg

Image 1


CRTS 0010884

5328



10884044-JPP

Blank 1



Name: 10884045.jpg

CRTS 0010884

10884046.jpg

Frame 1


CRTS 0010884



10884047.jpg

Name :


CRTS 0010884



10884018.jpg

Name:

CRTS 0010884



1045

Name: 10884049.jpg



Image 1 10884050.jpg

CRTS 0010884

10884051.jpg

Name:

CRTS 0010884



10884052.jpg

Name:

CRTS 0010884






Image: 1.0084053.1P8

CRTS 0010884



10884054.jpg

CRTS 0010884



10884055.jpg

Image 1



10884056.jpg

10884057.jpg


Name:

CRTS 0010884

10884058.jpg

Frame 1


CRTS 0010884



10884059 .jpg

Name:

CRTS 0010884



10BB4069.jpg

Page 1

CRTS 0010884

TEST AUTHORIZATION

TEST ORDER NUMBER TA5328

TO: J. Kiledonik		REQUEST DATE 10-14-97		REQUESTED COMPLETION DATE 10-17-97	
REQUEST NUMBER TA5328		PROBLEM NUMBER N/A			
REQUESTING SECTION AV2215A					
TITLE OF TEST D106 36 mph Car-Car Frontal Offset Impact				PARTS DUE DATE 10-10-97	
TYPE OF TEST <input checked="" type="checkbox"/> VEHICLE <input type="checkbox"/> BENCH <input type="checkbox"/> LABORATORY <input type="checkbox"/> OTHER		VEHICLE NUMBER OR OTHER IDENTIFICATION 313Y518 ✓		VEHICLE MODEL & YEAR TAURUS 00	
ENGINE NO. DISPL. CARS. 3.0L 4V ✓		TRANSMISSION AXLE AX4N N/A		TEST CONDUCTED TO CERTIFY CONTROL ITEM COMPLIANCE WITH GOVERNMENT REGULA- TIONS? <input type="checkbox"/> YES <input checked="" type="checkbox"/> NO	
TYPE OF FUEL N/A		CONVERTER N/A		DISPOSITION OF PARTS Boneyard	
CRANKCASE OIL AND CAPACITY N/A		TIRE SIZE AND PLY RATING N/A		PROCEDURE REQUIRED? <input type="checkbox"/> YES <input checked="" type="checkbox"/> NO CODE	
VEHICLE TEST WEIGHT FRONT 2210 REAR 1908 TOTAL 4308		TIRE PRESSURE FRONT 30 REAR 30		REPORT CATEGORY <input checked="" type="checkbox"/> ENGINEERING <input checked="" type="checkbox"/> DATA <input type="checkbox"/> RAW DATA	
MAIL REPORT TO: ROOM <u>RD1232</u> BLDG <u>2</u>					

*K. Egan
10/24/97*

AS mph

- OBJECT OF TEST: D106 Sensor Development
- TEST PROCEDURE: CR8-00
- NUMBER OF SAMPLES: 1
- RUNS PER SAMPLE: 0
- ITEMS TO BE TESTED:
DESCRIPTION

PART NO.	QUANTITY
DW101 SECONDARY MFR VEHICLE	(01)
D106 AP	(01)

RECEIVED COPY
7-7-12
2017

REQUESTING COPT NO 7851	WORK ORDER/USER TASK 709	ISSUED/REQUESTED BY EMMG	PHONE 86185	APPROVALS ECLAND	TEST TYPE	RISK	SIGN-OFF DATE
----------------------------	-----------------------------	-----------------------------	----------------	---------------------	-----------	------	---------------

REQUESTERS DO NOT WRITE BELOW THIS LINE

WORK STANDARDS NUMBER				TITLE D106 36 mph Car-Car Frontal Offset Impact					
MANDATORY				OPTIONAL					
TEST ORDER # TA5328	CATEGORY 6	RESP SOCT 7657	EST COMP DATE	REQ X	TEST ENGR'S INIT	UNIT CODE CRASH	TEST ORDER DATE 10-14-97	USER CODE	PROD CODE
PERFORMING SECT.	HOURS	MATERIAL COST	COMP. COST	PARTS DUE DATE	EST START DATE	EST COMP DATE	STATUS	COMPLETE	
DESIGN	0	\$	\$						
ENGINEERING	0	\$	\$						
TECHNICAL	0	\$	\$						
TOTAL	0	\$	\$						

TEST DEFINITION WORKSHEET

KURT L. EWING

14-OCT-97 14:52

TEST ORDER: YAS328

TEST PROCEDURE: CRS-00

REQUESTERS COMMENTS:

TEST OBJECTIVE: Advanced Restraint Sensor Development

CUSTOM TEST SETUP:

Align vehicles such that the left front structures overlap and the marked vehicle centerlines are offset ³⁴ inches. Impact test vehicle into stationary secondary vehicle @ ³⁴ mph

RATED FUEL CAPACITY: N/A

RATED LUGGAGE LOAD: 200 lb.

KLE 10/27/97
34 mph
345 mph
K. Ewing 10/27/97

OCCUPANT TYPE:

Left Front: 50th Hybrid II
 Rgt. Front: 50th Hybrid II

RESTRAINT SYSTEM:

BELT PYRO BELT FRONTAL BAG SIDE BAG

Left Front:

Rgt. Front:

X *X*
X *X*
K. Ewing 10/27/97

DUMMY POSITIONING:

ST-14 DRIVER FOOT REST: NO

SENSOR SYSTEM:

Monitor sensor outputs. See Sensor Map & Instrumentation Request.

SEAT POSITION:

	Long.	Vert.	Seat Back Angle
Left Front:	Mech. Mid.	Full Down	26.3 deg. (From Trim)
Rgt. Front:	Mech. Mid.	Full Down	26.3 deg. (From Trim)

SEAT PACKAGE CHECK REQUIRED ? No.

DIMENSIONAL ANALYSIS: None.

TEST DEFINITION WORKSHEET

KURT L. EWING

14-OCT-97 14:52

TEST ORDER: TA5328

TEST PROCEDURE: CRA-00

FILM ANALYSIS: Right & Left Dummy head WRT rocker.
Rocker WRT ground.

STILL PHOTO: Std. Pre & Post Test Photographs

HIGH SPEED PHOTO:

1.	Offboard	Overall	Left
2.	Offboard	Overall	Right
3.	Offboard	B-Pillar Forward	Left (Need Dummy Kinematics)
4.	Offboard	B-Pillar Forward	Right (Need Dummy Kinematics)
5.	Offboard	A-Pillar Forward	Overhead
6.	Offboard	Impact Scope	Pit

Total Onboard Cameras =	0
Total Offboard Cameras =	6

Total Cameras =	6

Number Of Copies: 1

Digitized Film:	B-Pillar Forward	Left
	B-Pillar Forward	Right

SPECIAL BUILD INSTRUCTIONS:

1. Update test vehicle with following:
 - a. Floor pan modifications to accept RHD air bag sensor.
 - b. Air bag sensors.
2. Remove airbags and ~~components~~. *KLE 10/17/97*

WEIGH UP INSTRUCTIONS:

Test Vehicle:

Curb Weight:	Front=2131	Rear=1163	Total Curb=3293
Test Weight:	See Test Authorization Page 1.		

Do NOT Place Weight: Front Floor
MAY Remove To Lighten Vehicle: Deck Lid, Rear Lamps, Carpet

TEST DEFINITION WORKSHEET

KURT L. EWING

14-OCT-97 14:52

TEST ORDER: TA5328

TEST PROCEDURE: CRS-00

Interior Trim, Exhaust

Max. Added Weight to Engine: 75 lb. Allowed.
 Front Test Weight Tolerance: +10 -0
 Rear Test Weight Tolerance: +15 -0

Secondary Vehicle:

Test Weight: Front= 2098 Rear= 1294 Total= 3392 (lb.)
 Front Test Weight Tolerance: +10 -0
 Rear Test Weight Tolerance: +15 -0

RIDE HEIGHTS:

Test Vehicle: Load to test weight & level rocker WET ground.
 Secondary Vehicle: Load to test weight. Front bumper height shall match that of test vehicle.

CONTACTS:	NAME	PHONE	PAGER
Requestor:	K. Ewing	24-86185	KEWI (313-660-6991)
Sld. Coord:	B. Pagano	32-30645	BPAG (313-705-8011)
Supervisor:	M. Jurcek	32-39958	MJUR (313-705-9890)
GTO:	S. Pingleton	38-03809	SPIN (313-780-3922)

TEST ENGINEERS COMMENTS:

TEST DEFINITION WORKSHEET

KURT L. EWING

14-OCT-97 14:52

TEST ORDER: TA5328

TEST PROCEDURE: CRS-00

LAB COMMENTS:

FINAL COMMENTS:

REQUESTERS FINAL COMMENTS:


- Secondary 'B' VEHICLE
- REMOVE AIR-BAGS
- USE WATER BOTTLES FOR BALLAST AS NECESSARY.

KLE
10/17/97

Program: D185
 Vehicle ID: DC0427
 Build level: AP
 Test Mode: 38mph cc/offset

SENSOR MAP

Engineer: Mike Amin
 Phone #: 24-81802
 Date: 10/8/97
 Time: 8:05 PM



Location Name	Supplier	Output	Nominal (+/-)	Max/Min	Serial #
1 FRT_FLOOR_PAN_B_C/L (LHD RCH Location)	ACB1	Pn. Pres.	0	59804	992-2
	ACB2	Dr. Bag	0		DBR125
	ACB3	Pa. Bag	0		
	ACB4	Dr. S. Ba	0		
	ACB5	Pa. S. Ba	0		
	ACB6	Dr. Pres.	0		
	ACB7	Seffng.			
	ACB8	Seaus	5		
1 FRT_FLOOR_PAN_B_C/L	_SCS	TRIAK	On WAGON		
2 L/R-PLR_LOWER (GNER)	_SH	TRIAK			
3 R/R-PLR_UPPER_LOWER	_SH	TRIAK			
4 FRT_FLOOR_PAN_B_C/L (RHD RCH Location)	ACB1	Pn. Pres.		59804	994-4
	ACB2	Dr. Bag	0		DBR126
	ACB3	Pa. Bag	0		
	ACB4	Dr. S. Ba	0		
	ACB5	Pa. S. Ba	0		
	ACB6	Dr. Pres.	0		

Location Name	Supplier	Output	Sensor Channels only		
			Nominal (+/-)	Max/Min	Serial #
	ACD7	Spring			
	ACD8	Steer	3		
FRT_FLOOR_PAN_Q_C/L	_SCS	accel	TRIAX	On PCM	
5 FLR_XMR_Q_L/F_SEAT_C/L	_SN	accel	TRIAX	Rear SCS	
6 FLR_XMR_Q_R/F_SEAT_C/L	_SN	accel	TRIAX	Rear SCS	
5 FLR_XMR_Q_L/F_SEAT_C/L		ACD	None	SCS Sensor	08E
6 FLR_XMR_Q_R/F_SEAT_C/L		ACD	None	SCS Sensor	08E
7 C/L_TNL_BETWEEN_F/SEATS	_SN	accel	TRIAX		
8 RR_FLR_XMR_Q_L/F_SEAT_C/L	_SN	accel	TRIAX		
9 RR_FLR_XMR_Q_R/F_SEAT_C/L	_SN	accel	TRIAX		
10 C/RAD UP FRT	_ACD	ACD	None	FCS	100397C
10 C/RAD UP FRT	_SN	accel	TRIAX	Next to FCS	(chann. B)
13 R/RAD UP FRT	_ACD	ACD	None	FCS	100397F
13 R/RAD UP FRT	_SN	accel	TRIAX	Next to FCS	(chann. C)
16 L/F_DOOR_B_BELTLINE_MID	_SN	accel	TRIAX		3
17 R/F_DOOR_B_BELTLINE_MID	_SN	accel	TRIAX		
18 L/RAD UP FRT	_SN	ACD	None	FCS	100397A
18 L/RAD UP FRT	_SN	accel	TRIAX	Next to FCS	(chann. A)

DOB4 box = 070897C

Note: All ACD supplier parts require 12V supply