

EA03-010

Ford

10/22/03

Attachment F

Book 3 of 24



FINAL TEST REPORT

CONFIDENTIAL

**Global Test Operations
Advanced Vehicle Technology**

RECORD COPY

TEST ORDER NO. 7-2-12
DATE REPORTED 2017

TO:	J. Boland	Test Order No.	T-A4922
		Work Task W. O. No.	F09
		Test Date	9/23/97
		Date Reported	11/20/97
		Sheet	1 of 80

SUBJECT: Crash Test 10844 (90° Front Fixed Center Pole Impact at 17.1 ± 0.4 mph, 27.5 ± 0.6 km/h) - 2000 Taurus (D186) 4-Door Sedan

REQUESTED BY: Vehicle Safety and CAB Department, Advanced Vehicle Technology - K. Ewing

OBJECT: To obtain development data relative to air bag system sensors.

SUMMARY OF TEST RESULTS: See Section 1.0 for air bag system sensor data.

S. Pingleton
Test Development Engineer

Concur: K. Burns
Section Supervisor
Operations Engineering Section

VEHICLE DATA:

Make and Model 2000 Taurus (D186) 4-Door Sedan

ID Numbers 1FALP52U2VG201652, 313-T-312, DC0421

Power Train 3.0L, EFI, Automatic (AX4N) Transaxle

Fuel Tank(s) Test Condition: Empty

Front Seat(s) Type: Bucket
Cover: Cloth
Tracks/Position: LF: 6-Way Power/Mechanical Mid and Down
RF: Manual/Mechanical Mid
Seat Backs/Position: Adjustable/26.3° Rear of Vertical
Head Restraints/Position: Adjustable/Down

Restraint System LF & RF: None Used

Occupants LF & RF: 50th Percentile Male, Hybrid II, Uninstrumented

Test Weight Front: 2307 lb (1046 kg)
Rear: 2016 lb (914 kg)
Total: 4323 lb (1961 kg)

Tires Front: P205/65R15 30 psi (207 kPa)
Rear: P205/65R15 30 psi (207 kPa)
Spars: Removed

Significant Content or Accessories: Air Conditioning, Power Steering, Power Brakes, Tilt Steering Wheel

GENERAL TEST COMMENTS:**1. Test Procedure**

The test was performed according to the following Corporate test procedure(s):

Fixed Barrier Collision, ST-14 dated January 15, 1992.

1.1 Vehicle Alignment

The test vehicle impacted an eight inch diameter steel pole structure, rigidly attached to the barrier face. The vertical steel pole was aligned against the vehicle's impact point which was the test vehicle's longitudinal centerline.

2. Remarks

Crash movies, pre- and post- crash still images of the test vehicle and copies of this report are available only through the Crash Test Operations Section after permission is obtained from the test requesting department. The crash still images are stored on CD ROMs. The file names of the still images are listed under crash number and a three digit sequence number which are 10844001 through 10844047.

TEST RESULTS:

1.0 Sensor Development

Time histories of the dummy dynamic displacements obtained from Film Analysis are included in this report.

Time histories of the air bag/sensor(s) are included in this report.

Time histories of any requested derived data (i.e. integrations, etc.) were given to the requesting activity and are not included in this report.

2.0 Vehicle Crush, Film Analysis and/or Instrumentation Data

Time histories of the vehicle accelerations and other instrumentation are included in this report.

Time histories of vehicle dynamic displacements obtained from Film Analysis are included in this report.

Time histories of any requested derived data (i.e. integrations, etc.) were given to the requesting activity and are not included in this report.

Y - 00131 L/S HEAD - DRIVER WRT L/RACKER AT 0-PULLER MAX = 6.607 at 102.00 MIN = -.67365-02 at 1.00

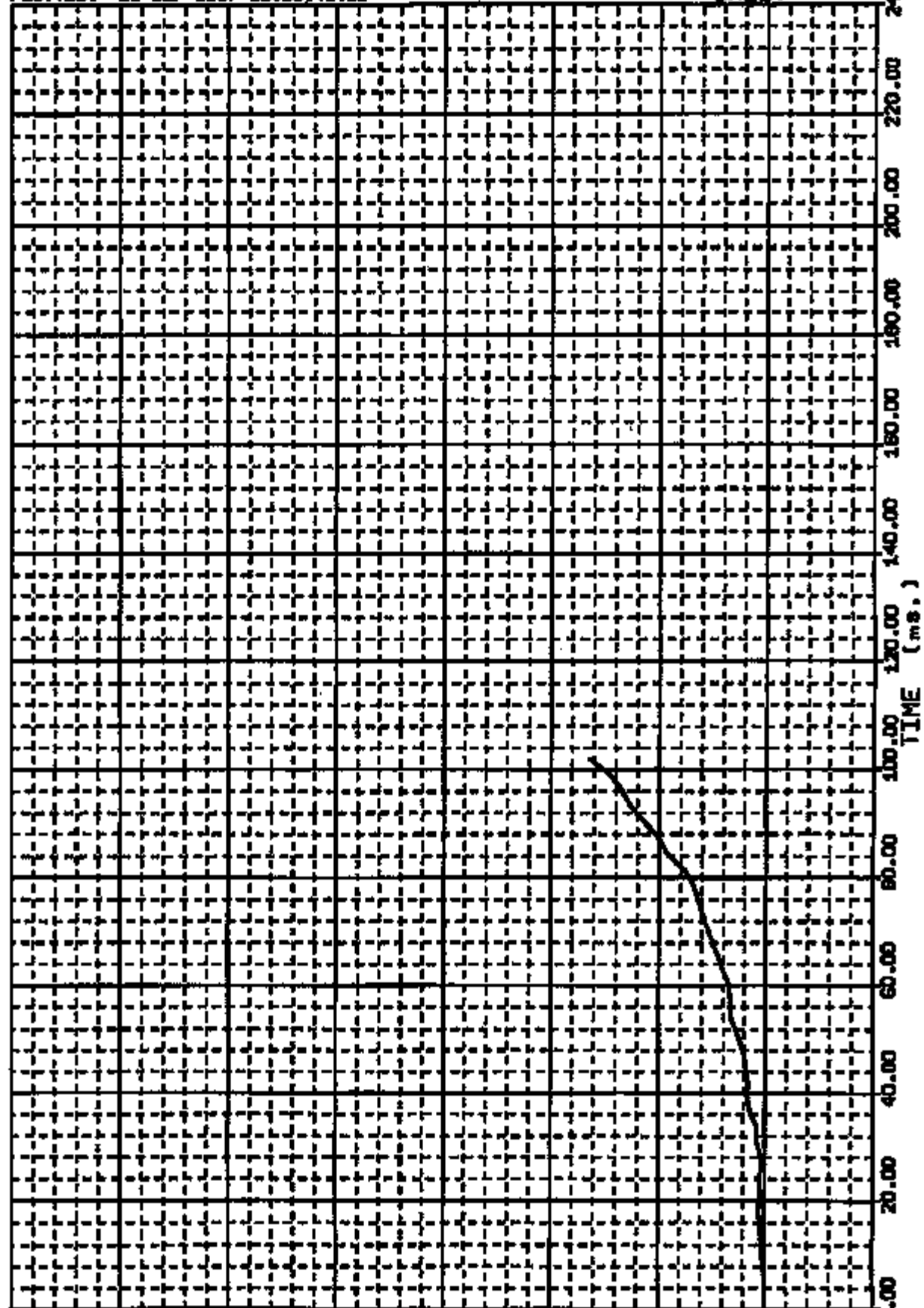
RUN NO. FACILITY TEST ORDER NO. FILM ANALYSIS METHOD PITCH CORRECTION
10844 BARRIER -4922 SCALE APPLIED
2000 D-186

PLOTTED: 25-SEP-1997 19:56:41.93

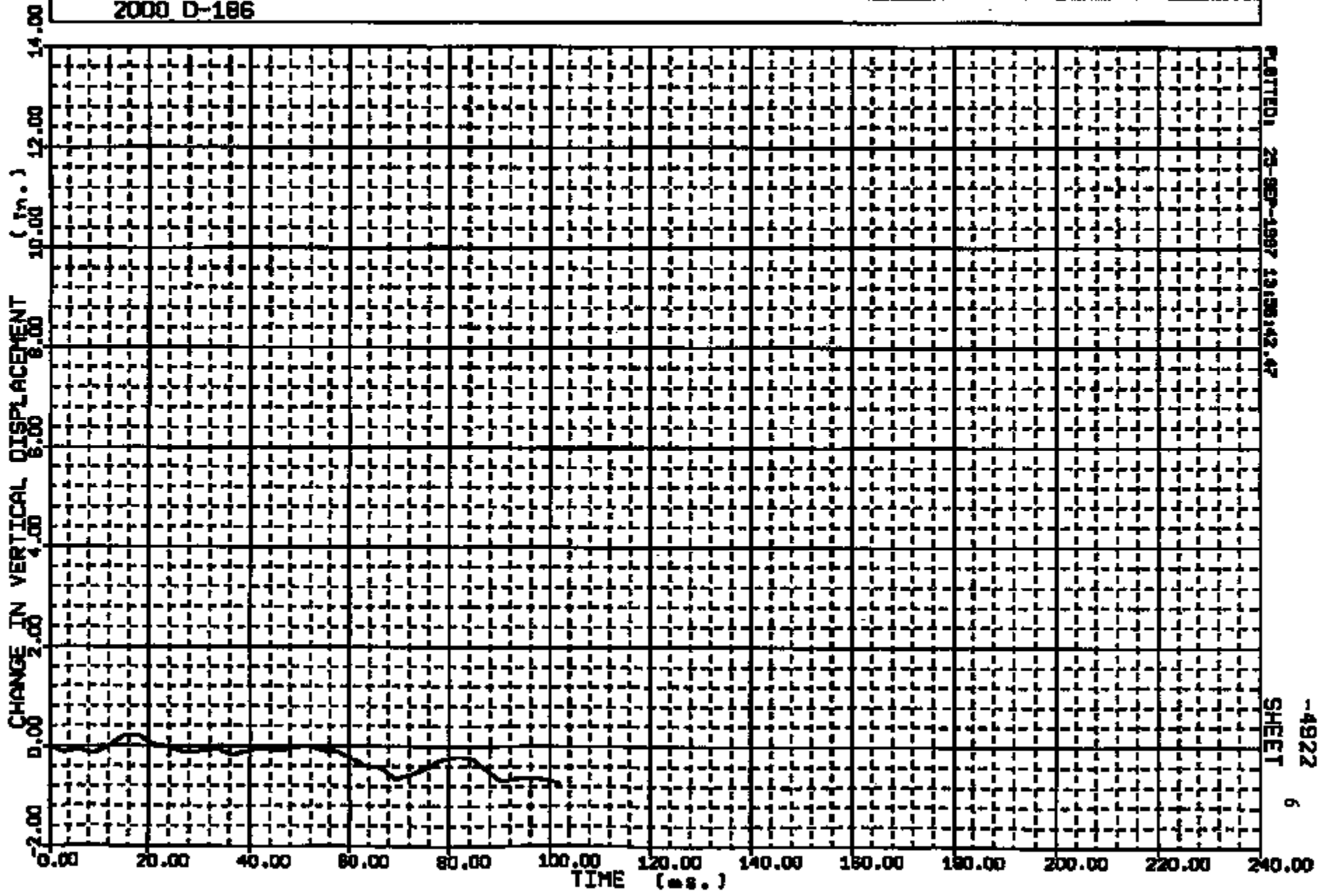
-4922
SHEET

5

CHANGE IN LONGITUDINAL DISPLACEMENT (") TIME (ms.)



Y - AXIS: L/S HEAD - DRIVER NAT L/ROCKER AT B-PILLAR					MAX = 0.2085		at 17.00		MIN = -.7464		at 182.00	
RUN NO.	FACILITY	TEST ORDER NO.	FILM ANALYSIS METHOD	PITCH CORRECTION								
10844	BARRIER	-4922	SCALE	APPLIED								
2000 D-186												



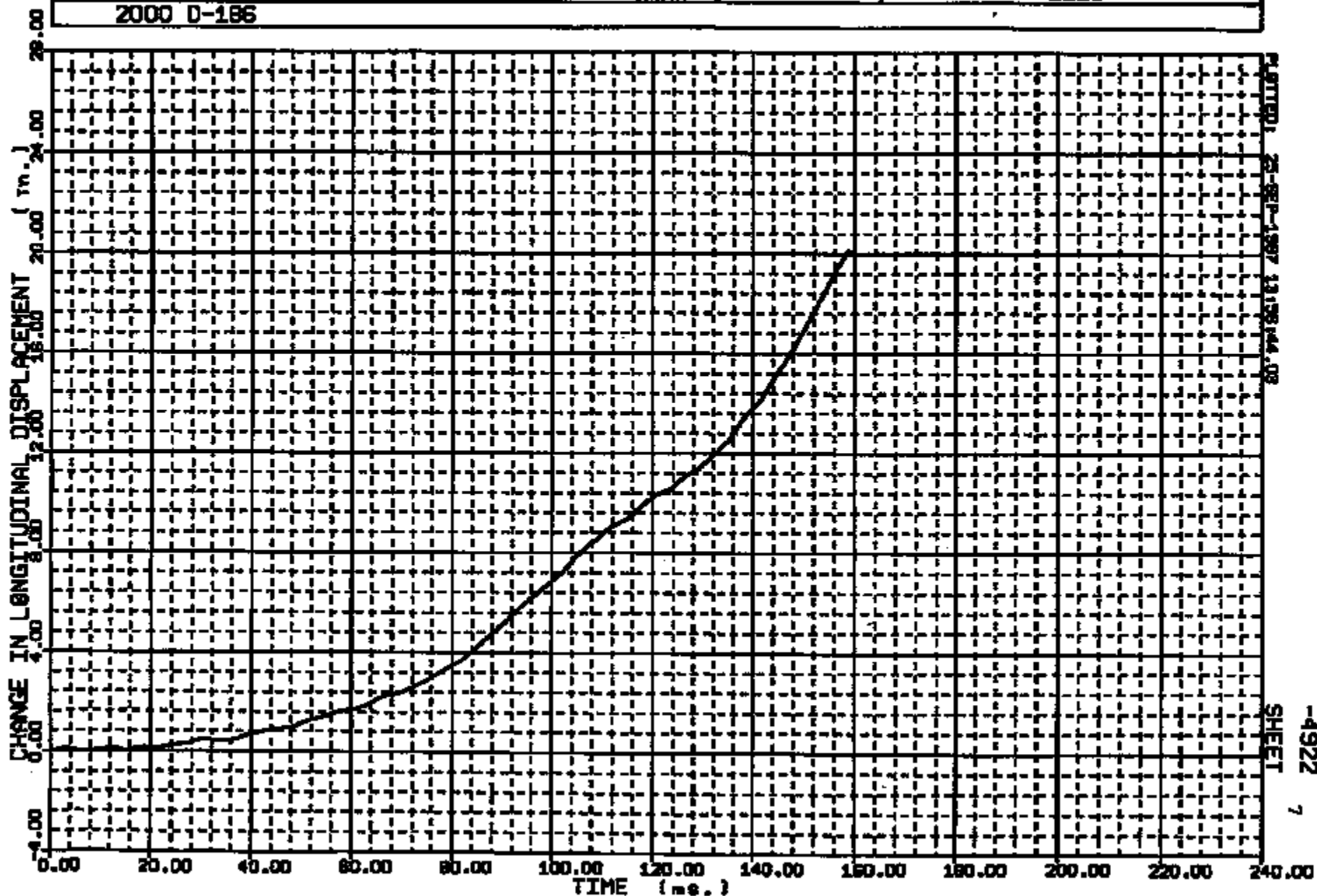
PLOTTER: 25-SEP-1987 13:08:42.47

SHEET 6

CRIS 0010844

Y - AXIS: R/S HEAD - PASSENGER MRT R/ROCKER AT B-PILLAR MAX = 20.13 at 139.00 MIN = -.1373E-01 at 8.00

RUN NO.	FACILITY	TEST ORDER NO.	FILM ANALYSIS METHOD	PITCH CORRECTION
10844	BARRIER	-4922	SCALE	APPLIED
2000 D-186				



PLotted: 25-SEP-1987 13:58:44.08

SHEET

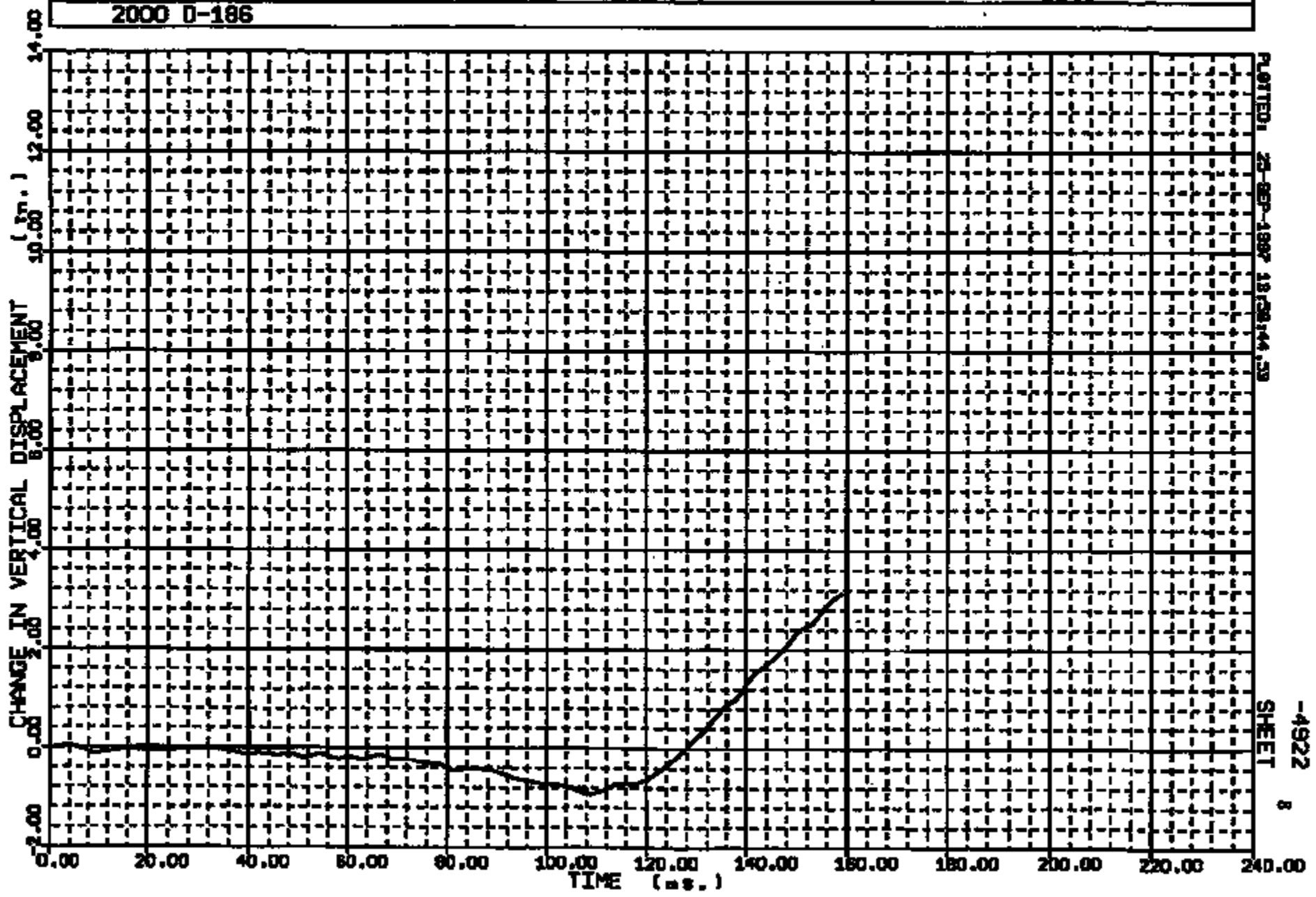
-4922

7

CRTS 0010844

Y - AXIS: R/S HEAD - PASSENGER WRT R/ROCKER AT B-PILLAR MAX = 8.186 at 158.00 MIN = -.5333 at 109.00

RUN NO.	FACILITY	TEST ORDER NO.	FILM ANALYSIS METHOD	PITCH CORRECTION
10844	BARRIER	-4922	SCALE	APPLIED
2000 D-186				



PLotted: 25 SEP 1982 18:28:14.39

SHEET 8
-4922

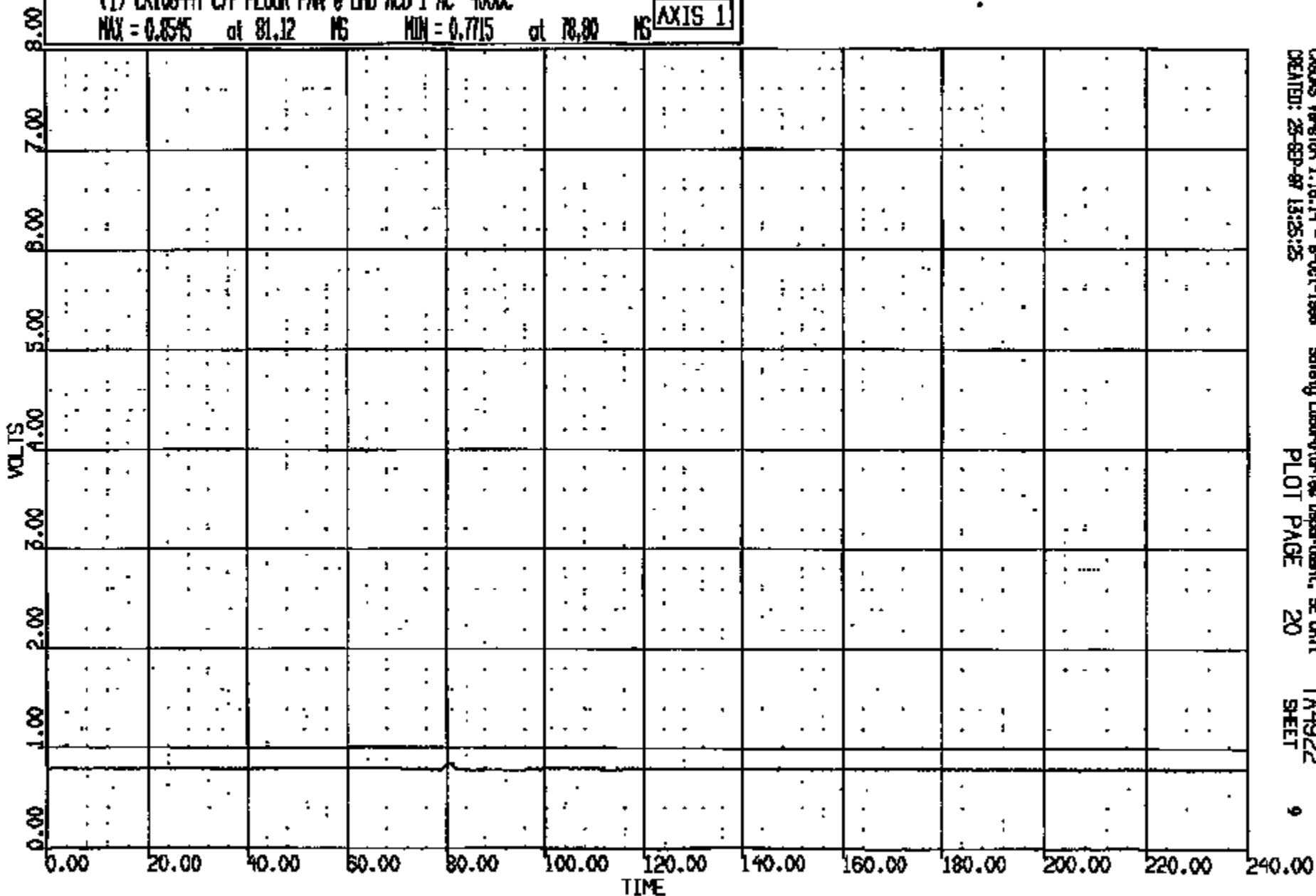
CRIS 0010844

CR R: 10844 TD: TA4922 DATE: 970925 12:57:55
199X DN-101 UNKNOWN

(1) CR10844T C/F FLOOR PAN @ LHD ACD 1 AC 4000C

MAX = 0.8545 at 81.12 MS MIN = 0.7715 at 78.80 MS

AXIS 1



CASYS Version 1.16.14 - 8-Oct-1996
CREATED: 25-SEP-97 13:25:25

Safety Laboratory/see Department, SE Unit
PLOT PAGE 20

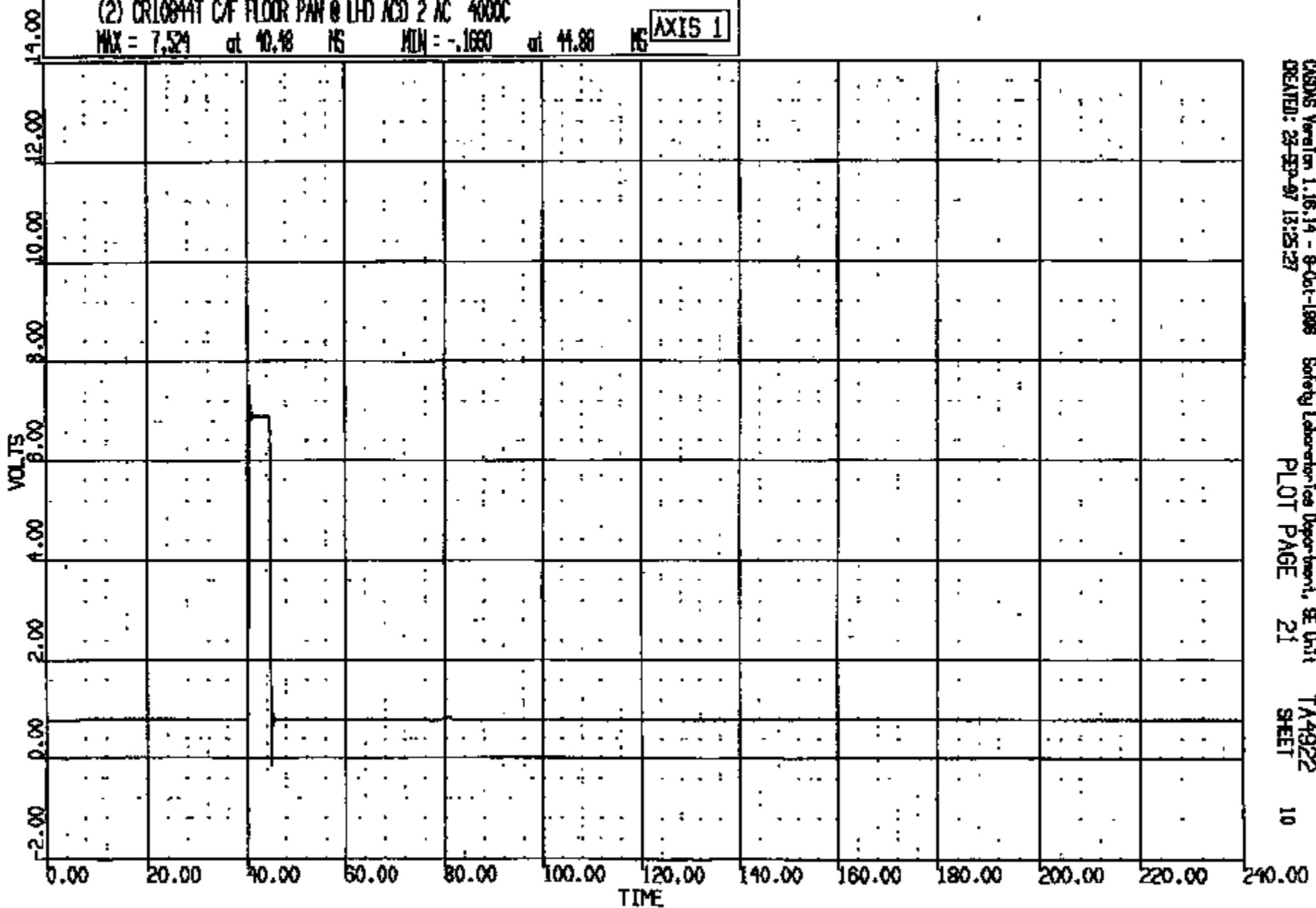
TA4922
SHEET

CR10844

CR R: 10844 TC: TA9922 DATE: 970925 12:57:55
188X DN-101 UNKNOWN

(2) CR10844 C/F FLOOR PAN @ LHD ACD 2 AC 4000C
MAX = 7.524 at 40.98 NS MIN = -.1660 at 44.88 NS

AXIS 1

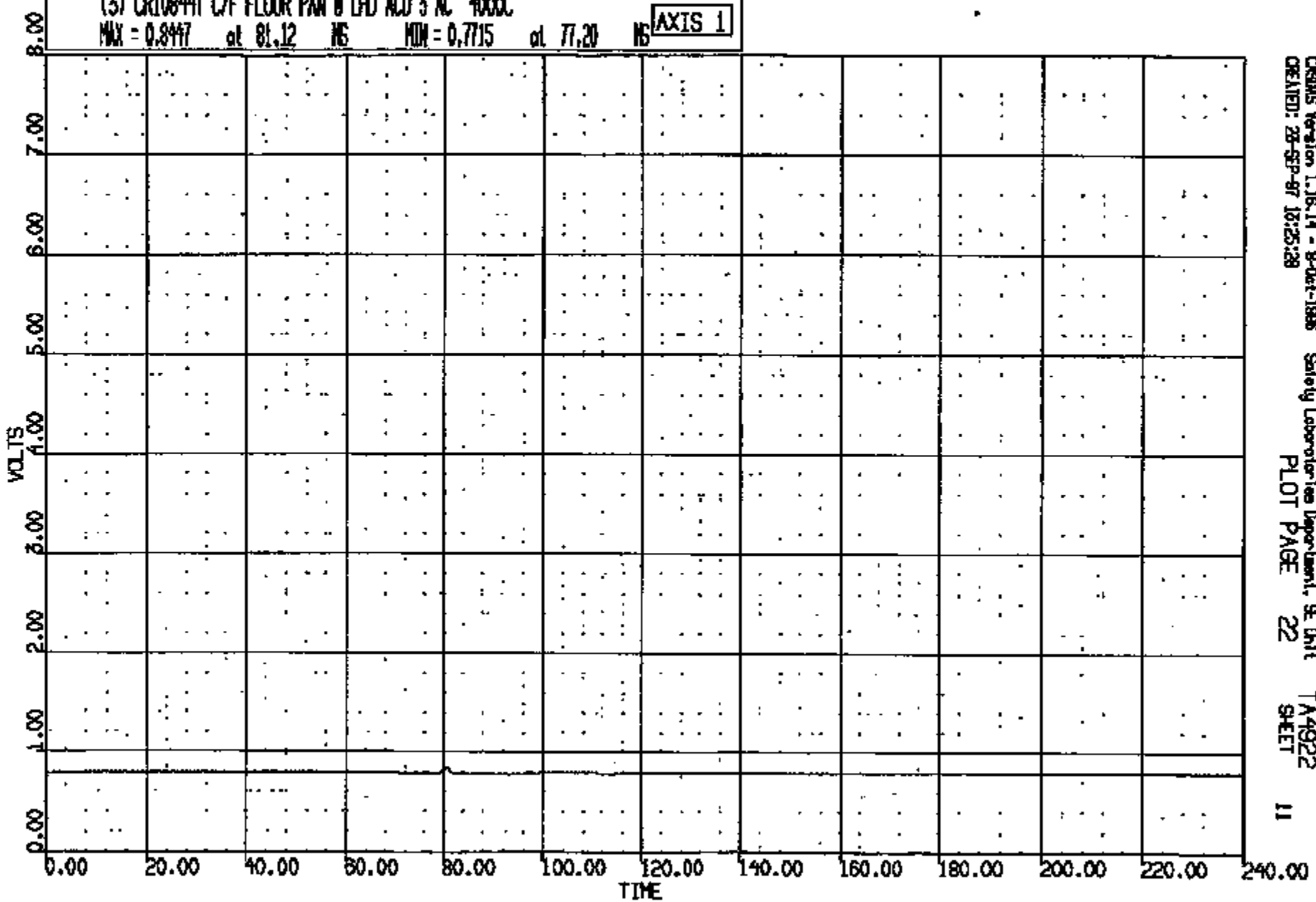


CARDAS Version 1.16.14 - 9-Oct-1998 Safety Laboratories Department, SE Unit TA9922
CREATED: 23-SEP-97 13:25:27 PLOT PAGE 21 SHEET 10

CR10844

CR R: 10844 TO: TA4922 DATE: 870925 12:57:55
100X DN-101 UNKNOWN

(3) CR108441 C/F FLOOR PAN @ LFD ACD 3 AC 4000C
MAX = 0.8447 at 81.12 NS MIN = 0.7715 at 77.20 NS **AXIS 1**



CRS915 Version 1.16.14 - 8-Oct-1986 Safety Laboratories Department, SE Unit
CREATED: 28-SEP-87 10:25:28 PLOT PAGE 22 TA4922
SHEET 11

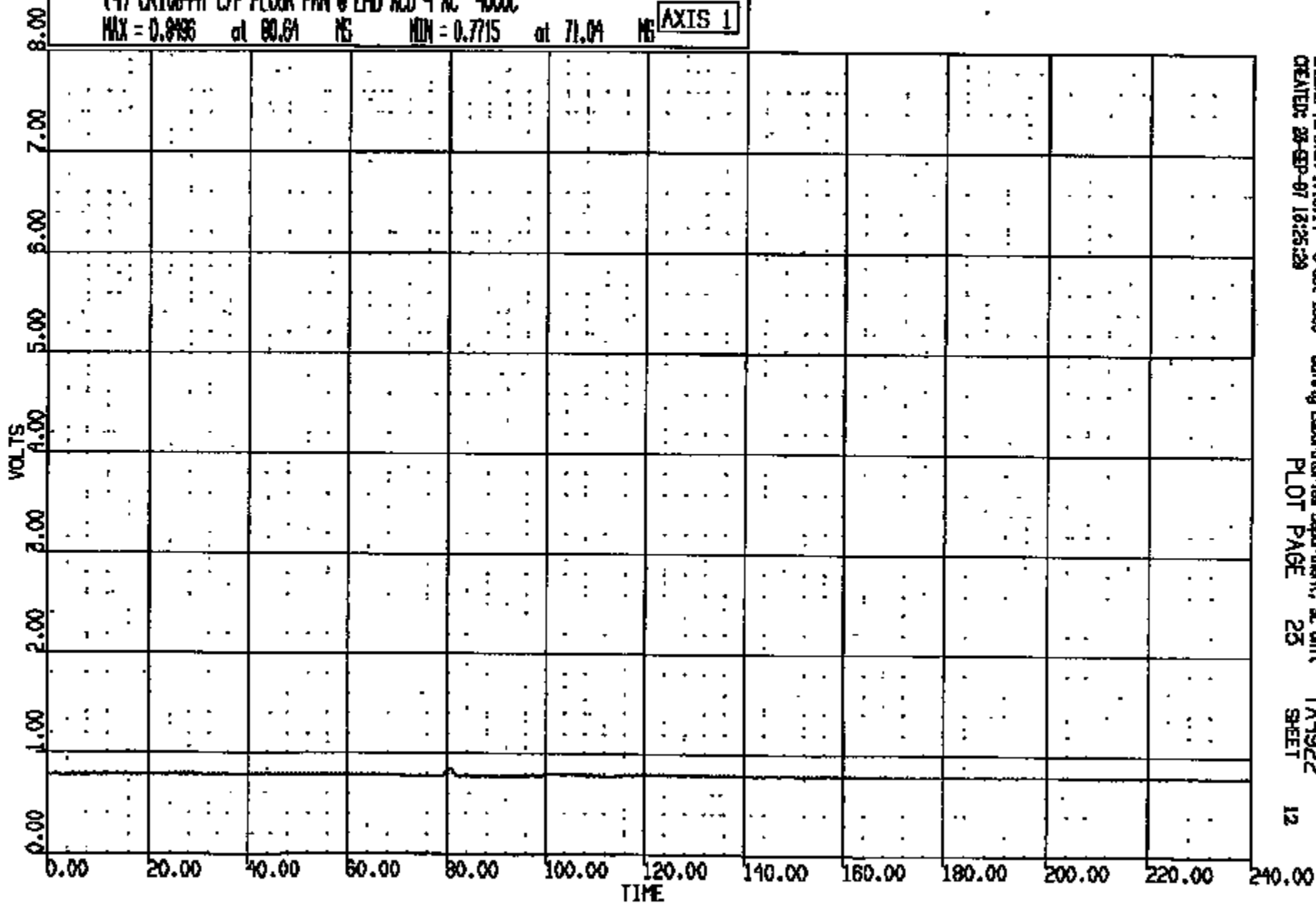
CRIS 0010844

CR R: 10844 TO: TA4922 DATE: 870928 12:57:55
100X DN-101 UNKNOWN

(4) CR10844T C/F FLOOR PAN @ LHD ACID 4 AC 4000C

MAX = 0.8936 at 80.64 MS MIN = 0.7715 at 71.04 MS

AXIS 1



CREWS Version 1.16.14 - 8-Oct-1998
CREATED: 28-SEP-87 12:26:28

Safety Laboratories Department, SE Unit
PLOT PAGE 25

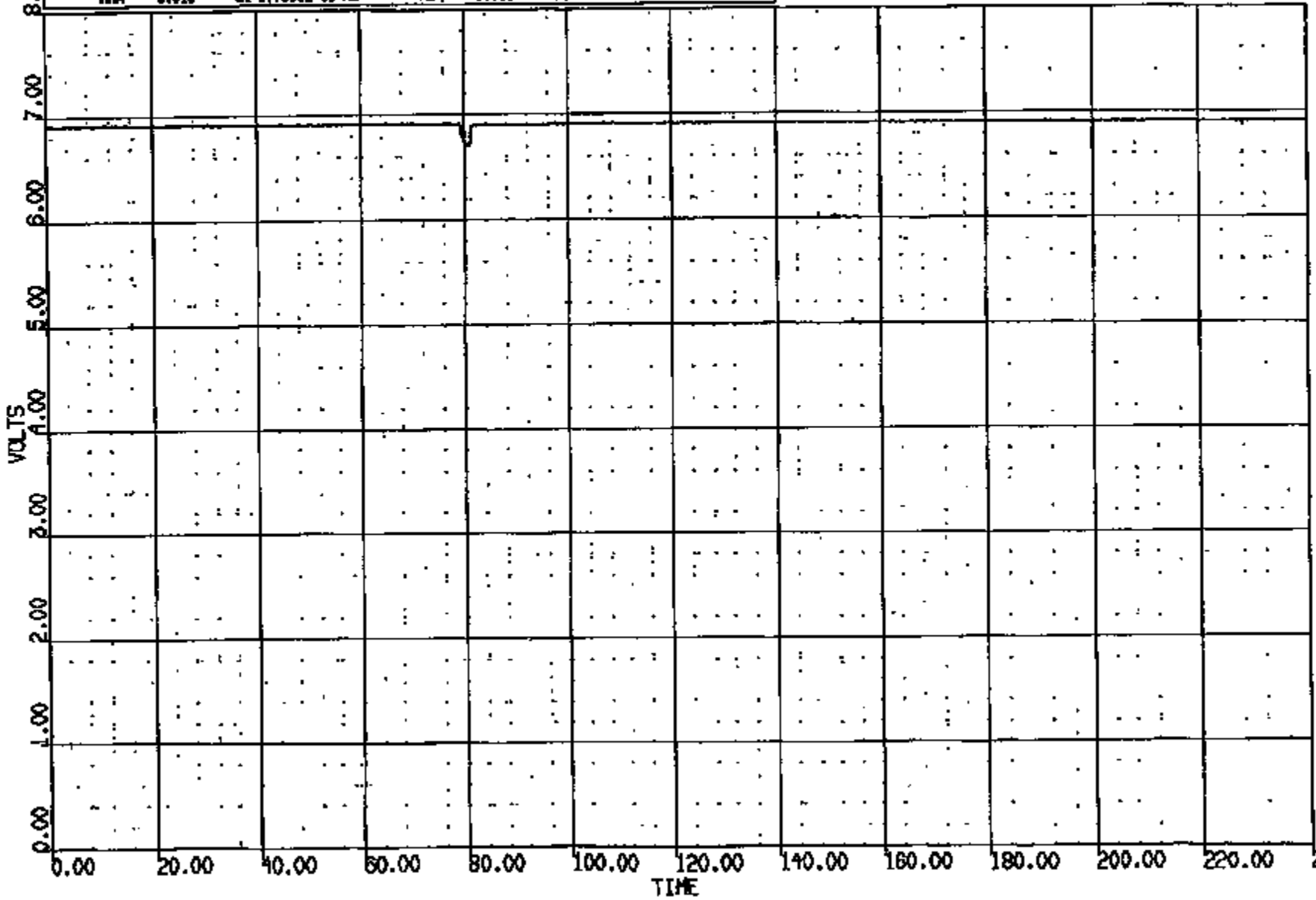
TA4922
SHEET

12

CRIS 0010844

CR: 10844 TO: TA4922 DATE: 970925 12:57:55
100X ON-101 UNKNOWN

(5) CR10044T C/F FLOOR PAN @ LHD ACD 8 MC 4000C
MAX = 6.919 at 0.7999E-01 MS MIN = 6.699 at 80.08 MS AXIS 1

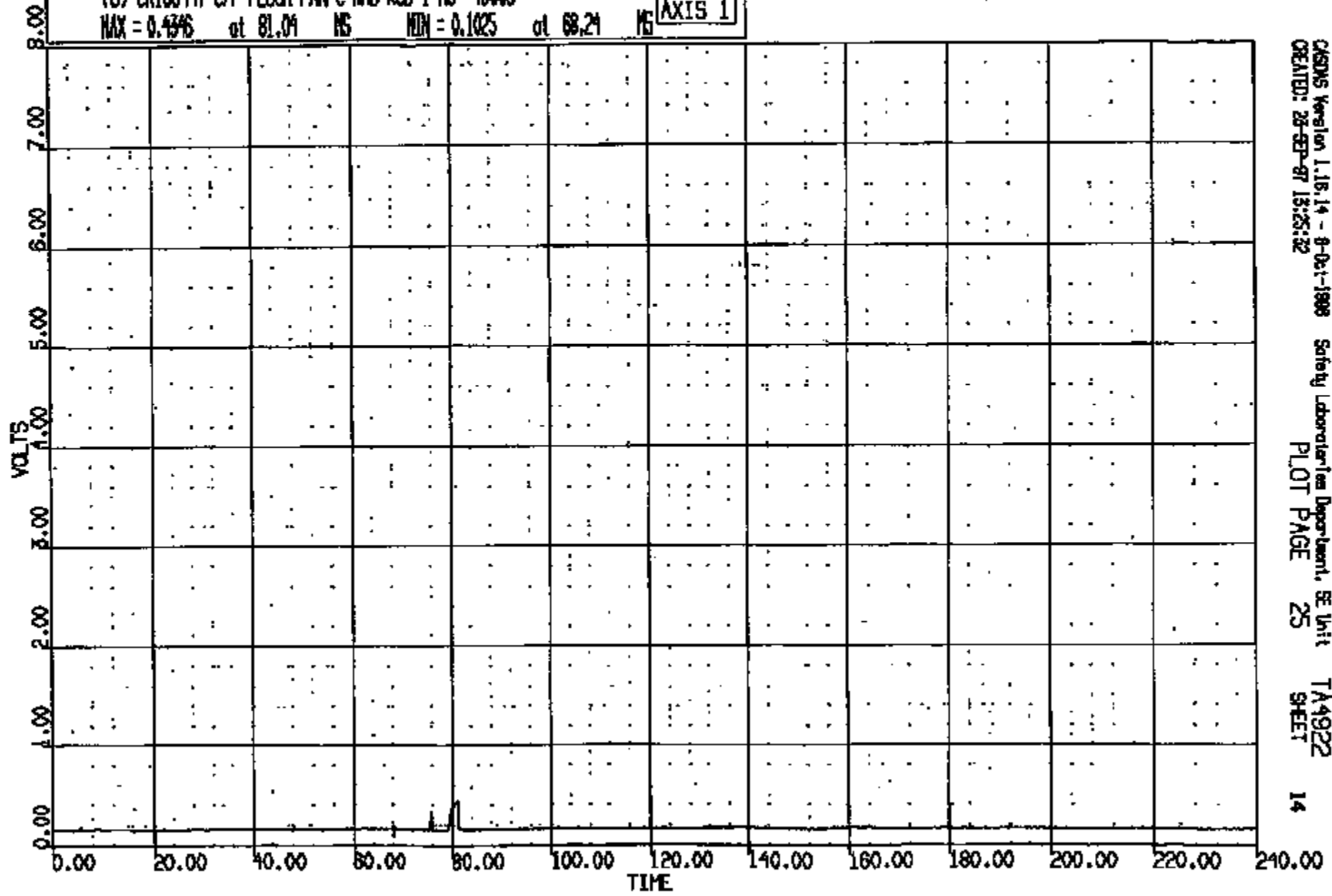


CRIS 0010844

CASDIS Version 1.16.14 - 8-Oct-1996 Safety Laboratories Department, SE Unit TA4922
CREATED: 28-SEP-97 18:25:31 PLOT PAGE 24 SHEET 13

CR 2: 10844 TO: TA4922 DATE: 870925 12:57:55
100X DN-101 UNKNOWN

(6) CR10844T C/F FLOOR PAN @ RHD ACC I AC 4000C
MAX = 0.4346 at 81.04 MS MIN = 0.1025 at 88.24 MS **AXIS 1**

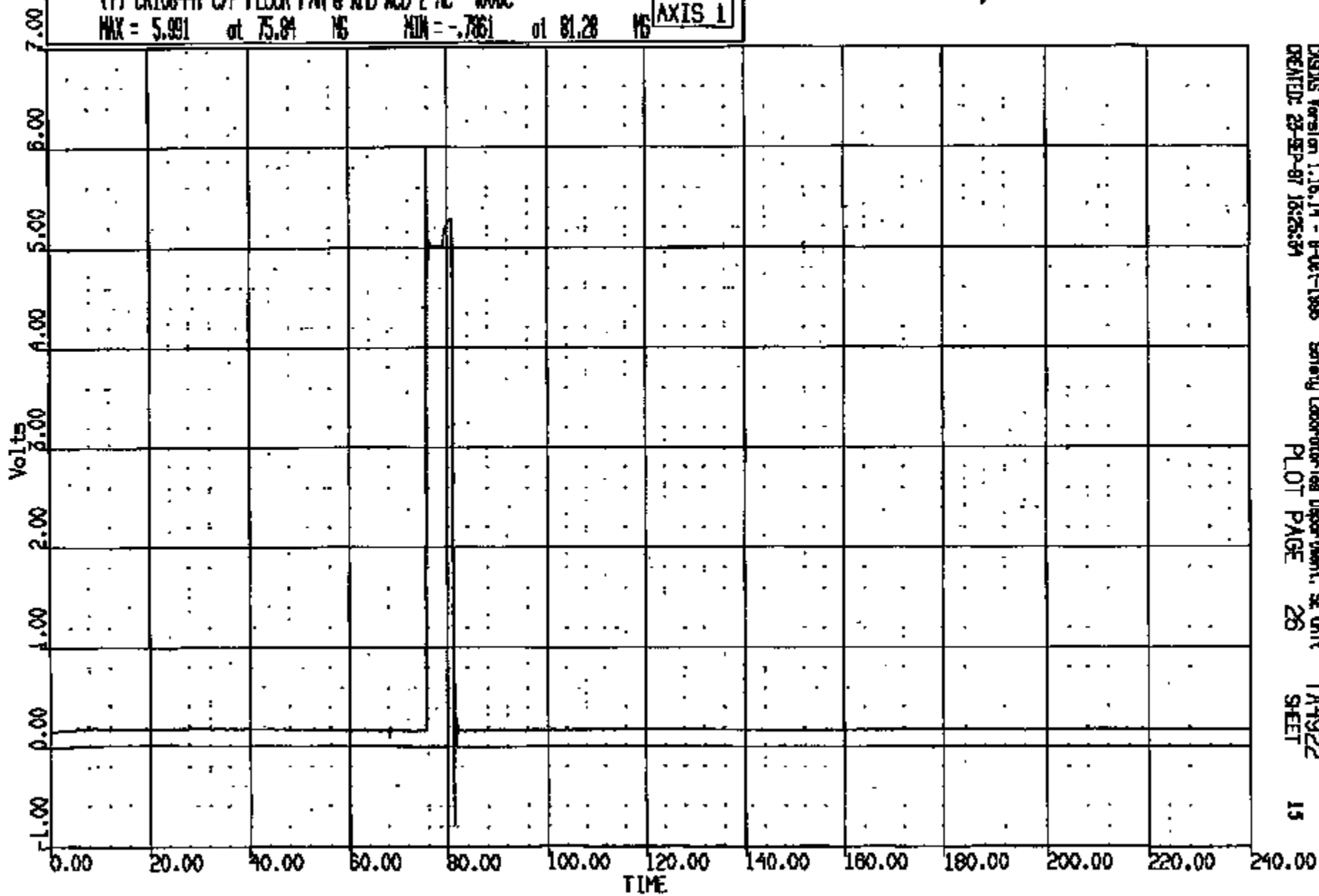


CASMS Version 1.16.14 - 8-Oct-1988 Safety Laboratories Department, SE Unit TA4922
CREATED: 28-SEP-87 13:25:32 PLOT PAGE 25 SHEET 14

CRIS 0010844

CR R: 10844 TO: TA4922 DATE: 870828 12:57:58
100X DN-101 UNKNOWN

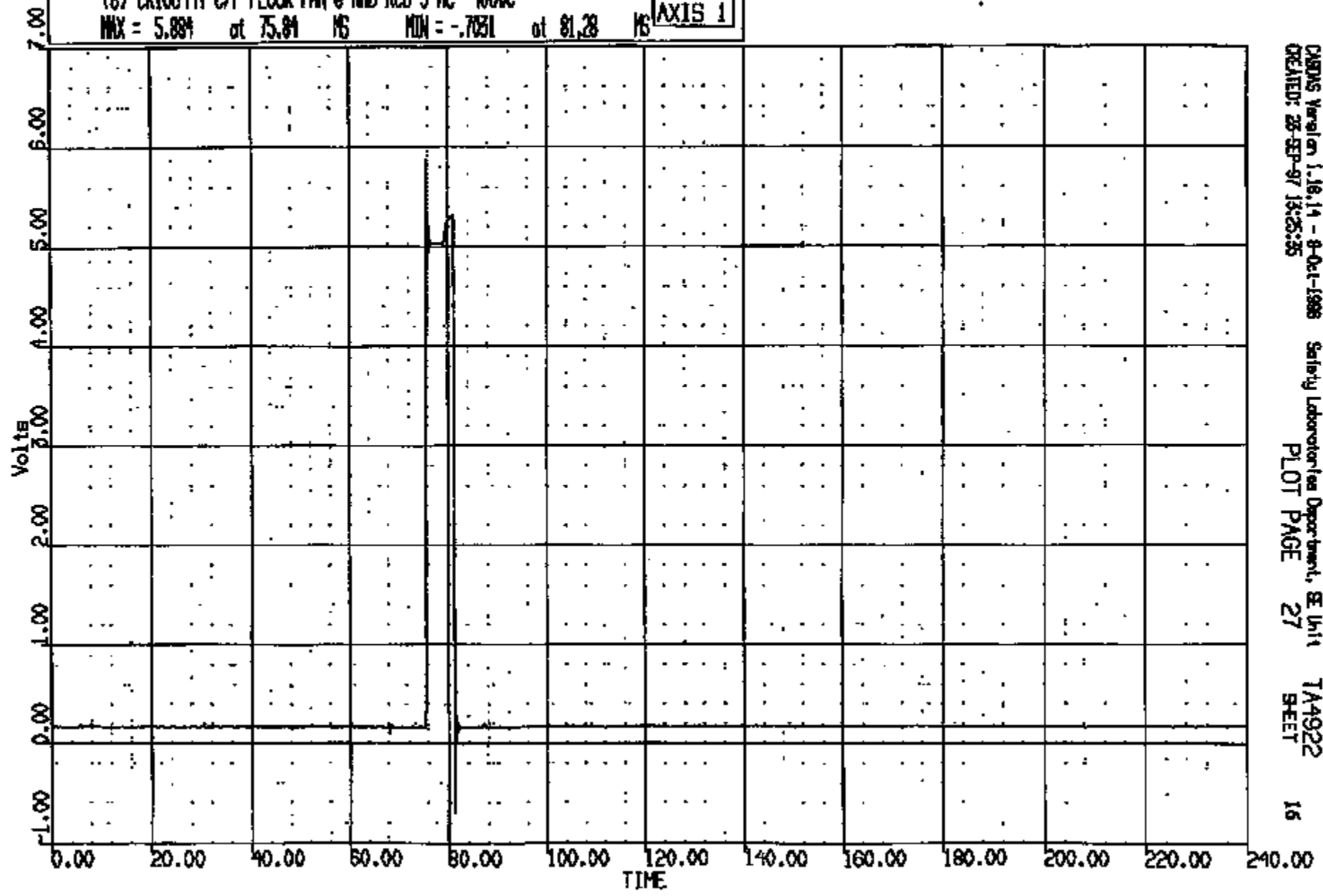
(7) CR10844E C/F FLOOR PAN @ RHD ACD 2 AC 4000C
MAX = 5.991 at 75.84 MS MIN = -.7861 at 81.28 MS **AXIS 1**



CR R: 10844 TO: TA4922 DATE: 870925 12:57:56
188X ON-101 UNKNOWN

(8) CR10844T C/F FLOOR PAN @ RHD ACID 3 AC 4000C
MAX = 5.884 at 75.81 MS MIN = -.7031 at 81.28 MS

AXIS 1

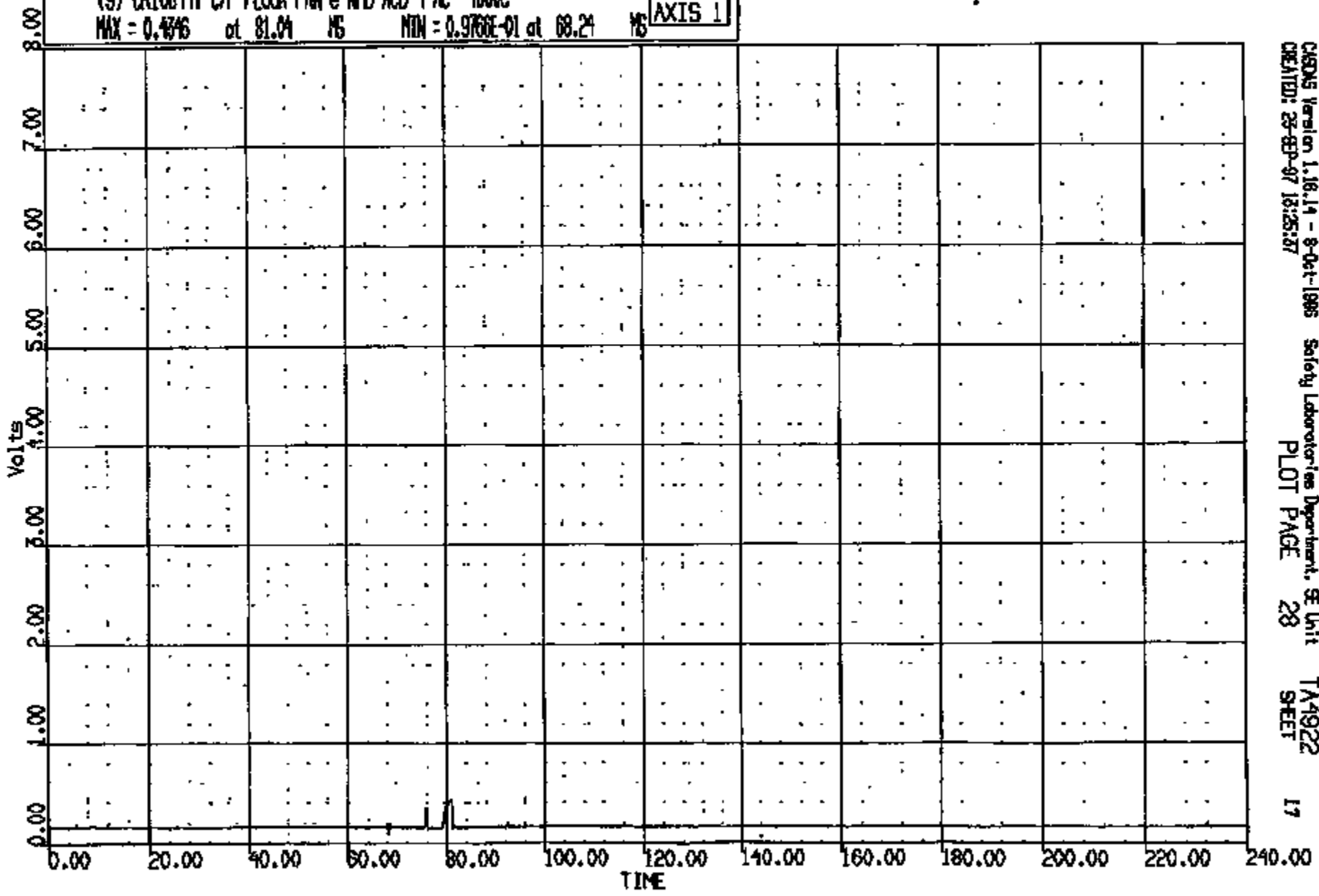


CRMS Version 1.16.14 - 8-Oct-1988 Safety Laboratories Department, SE Unit TA4922
CREATED: 26-SEP-97 13:25:35 PLOT PAGE 27 SHEET 16

CRTS 0010844

CR #: 10844 TO: TA4922 DATE: 970828 12:57:55
189X DN-101 UNKNOWN

(9) CR108441 C/F FLOOR PAN @ RHD ACD 4 AC 4000C
MAX = 0.4346 at 81.04 MS MIN = 0.9766E-01 at 68.24 MS **AXIS 1**

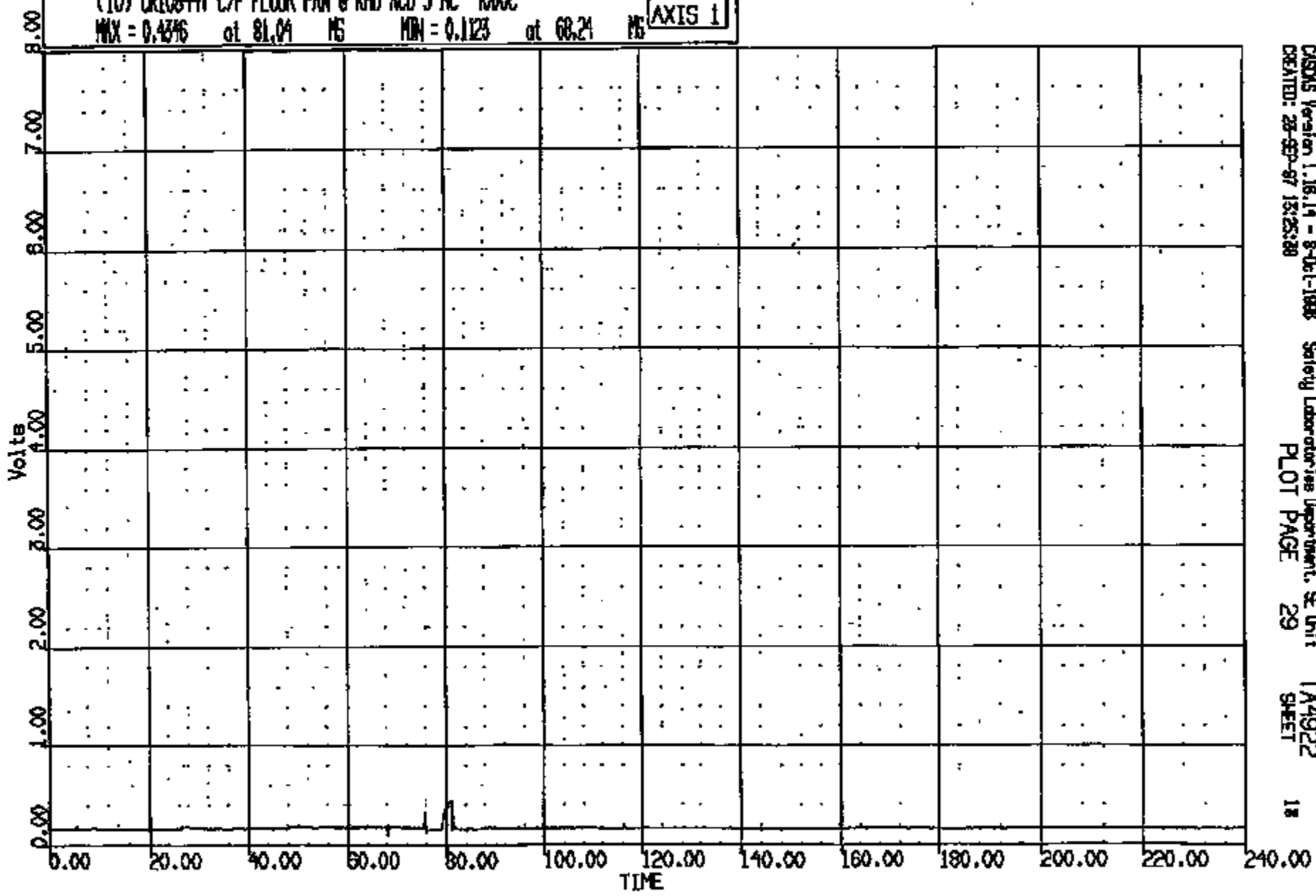


CADSYS Version 1.16.14 - 8-Oct-1985 Safety Laboratories Department, SE Unit TA4922
CREATED: 25-SEP-97 13:25:37 PLOT PAGE 28 SHEET 17

CRTS 0010844

CR #: 10844 TO: TA4922 DATE: 870925 12:57:55
199X DN-101 UNKNOWN

(10) CR10844 C/F FLOOR PAN @ RHD ACD 5 AC 4000C
MAX = 0.4376 at 81.04 MS MIN = 0.1123 at 68.24 MS **AXIS 1**

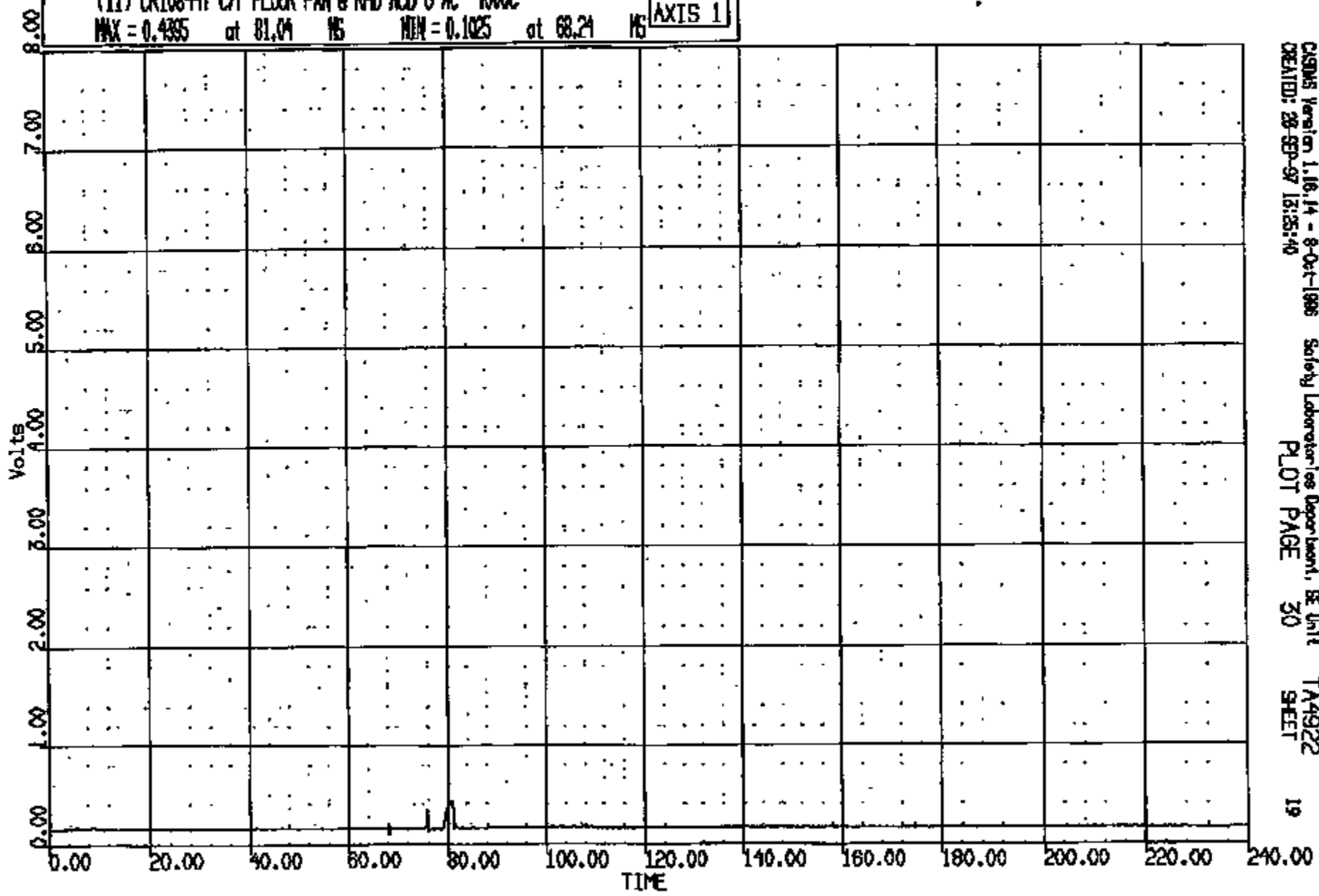


CISONS Version 1.16.14 - 8-Oct-1988 Safety Laboratories Department, SE Unit TA4922
CREATED: 28-SEP-87 13:25:28 PLOT PAGE 29 SHEET 18

CRIS 0010844

CR 7: 10844 TO: TA4922 DATE: 970825 12:57:55
108X DN-101 UNKNOWN

(11) CR10844E C/F FLOOR PAN @ RHD ACID 6 AC 4000C
MAX = 0.4385 at 81.04 NS MIN = 0.1025 at 68.24 NS AXIS 1



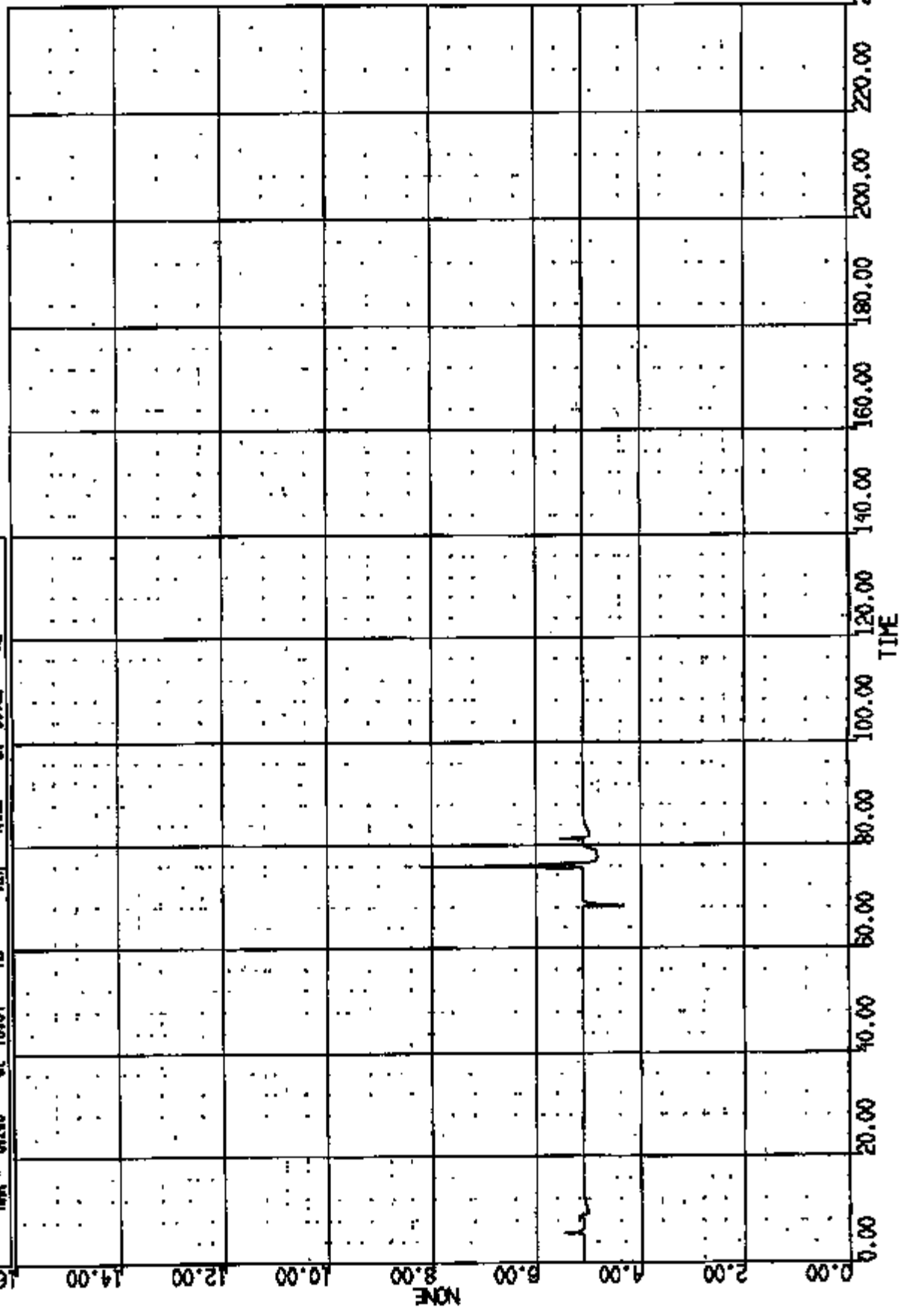
CDSMS Version 1.16.14 - 8-Oct-1995 Safety Laboratories Department, BE Unit TA4922
CREATED: 28-SEP-97 13:25:40 PLOT PAGE 30 SHEET 19

CRTS 0010844

JR R: 10844 TO: TA4922 DATE: 870825 12:57:55
100X DN-101 UNKNOWN

(12) CRTS001844 CF FLOOR PIN @ RHD ACD 7 AC 1000C
MAX = 8.203 at 75.84 MS MIN = 4.312 at 68.32 MS


NO AXIS 1



OR R: 10844 TO: TA4922 DATE: 870925 12:57:55
199X DN-101 UNKNOWN

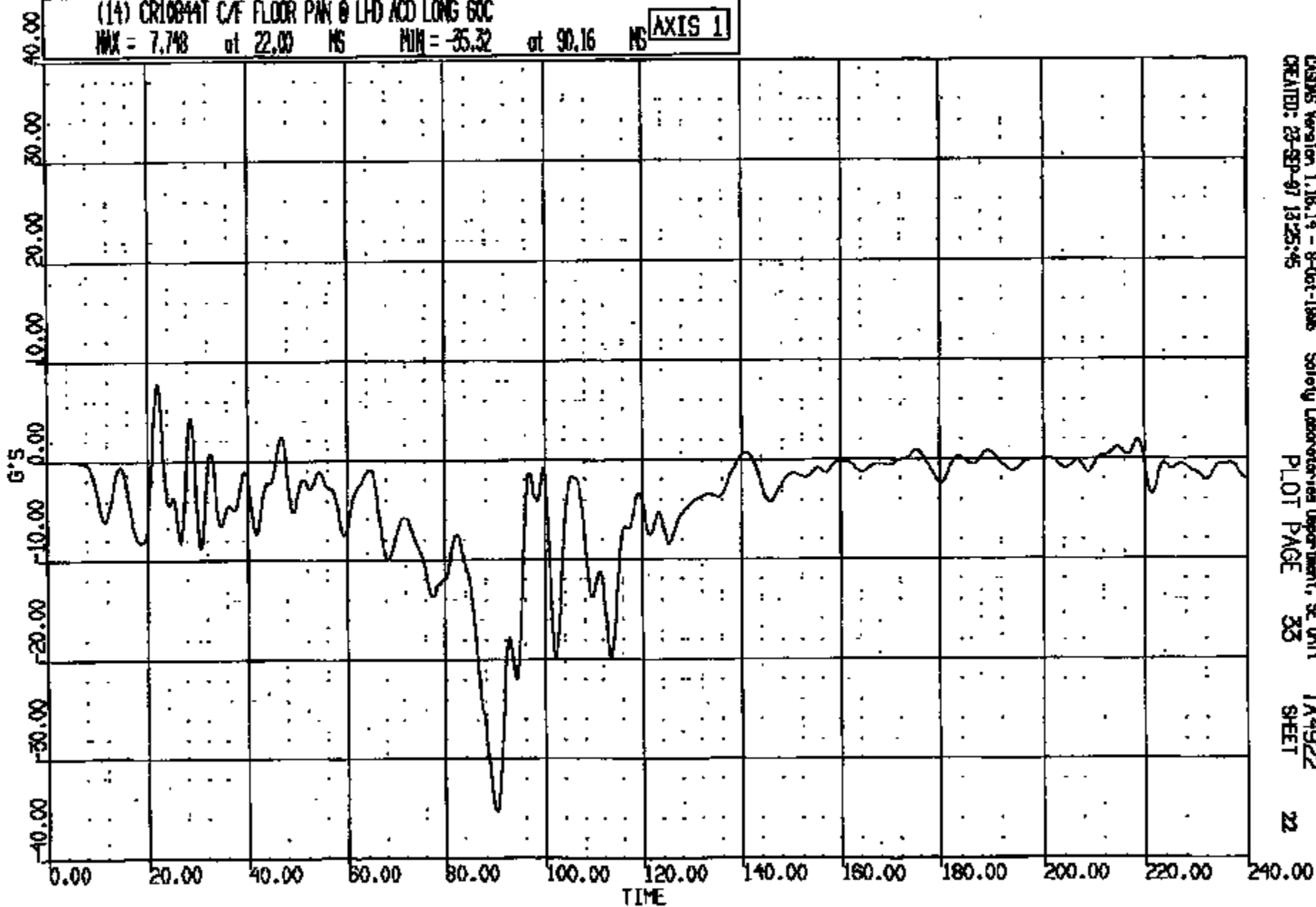
(13) CRUSHAT C/F FLOOR PAN B WHD ADD 8 AC 400C
MAX = 1.061 at 80.88 MS MIN = 1.005 at 75.84 MS

AXIS 1



CR R: 10844 TO: TA4922 DATE: 870822 12:57:56
199X DN-101 UNKNOWN

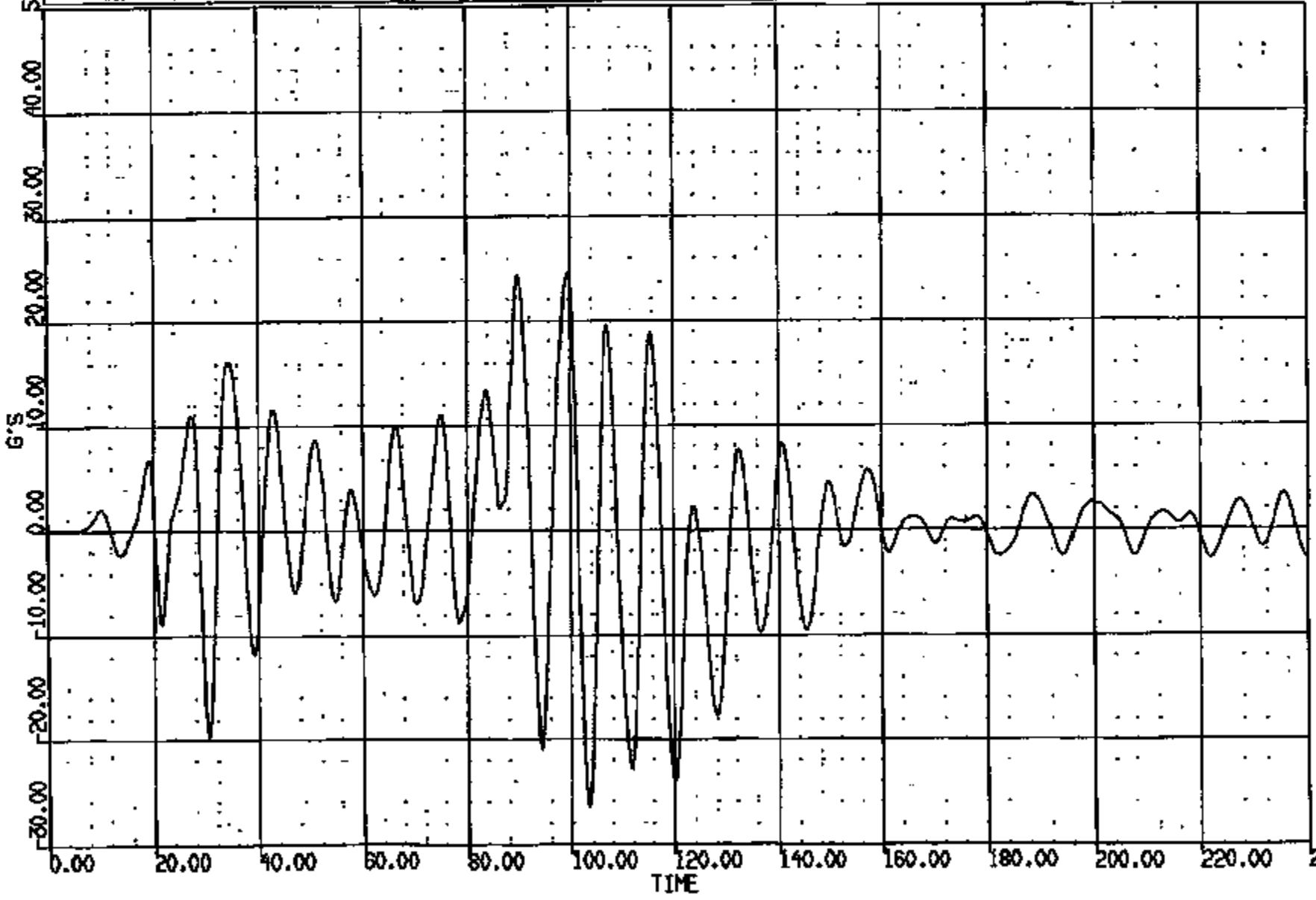
(14) CR10844 C/F FLOOR PAN @ LHD ACD LONG 60C
MAX = 7.748 at 22.00 MS MIN = -35.32 at 90.16 MS **AXIS 1**



CRTS 0010844

07: 10844 TO: TA4922 DATE: 970925 12:57:65
180X DN-101 UNKNOWN

(15) CR10844T C/F FLOOR PIN @ LHD ACQ VERT 60C
MAX = 24.61 at 99.68 MS MIN = -26.58 at 103.3 MS **AXIS 1**



CASIMS Version 1.16.14 - 9-Oct-1998 Safety Laboratories Department, E Unit
CREATED: 28-SEP-97 12:25:46 PLOT PAGE 34 SHEET 23

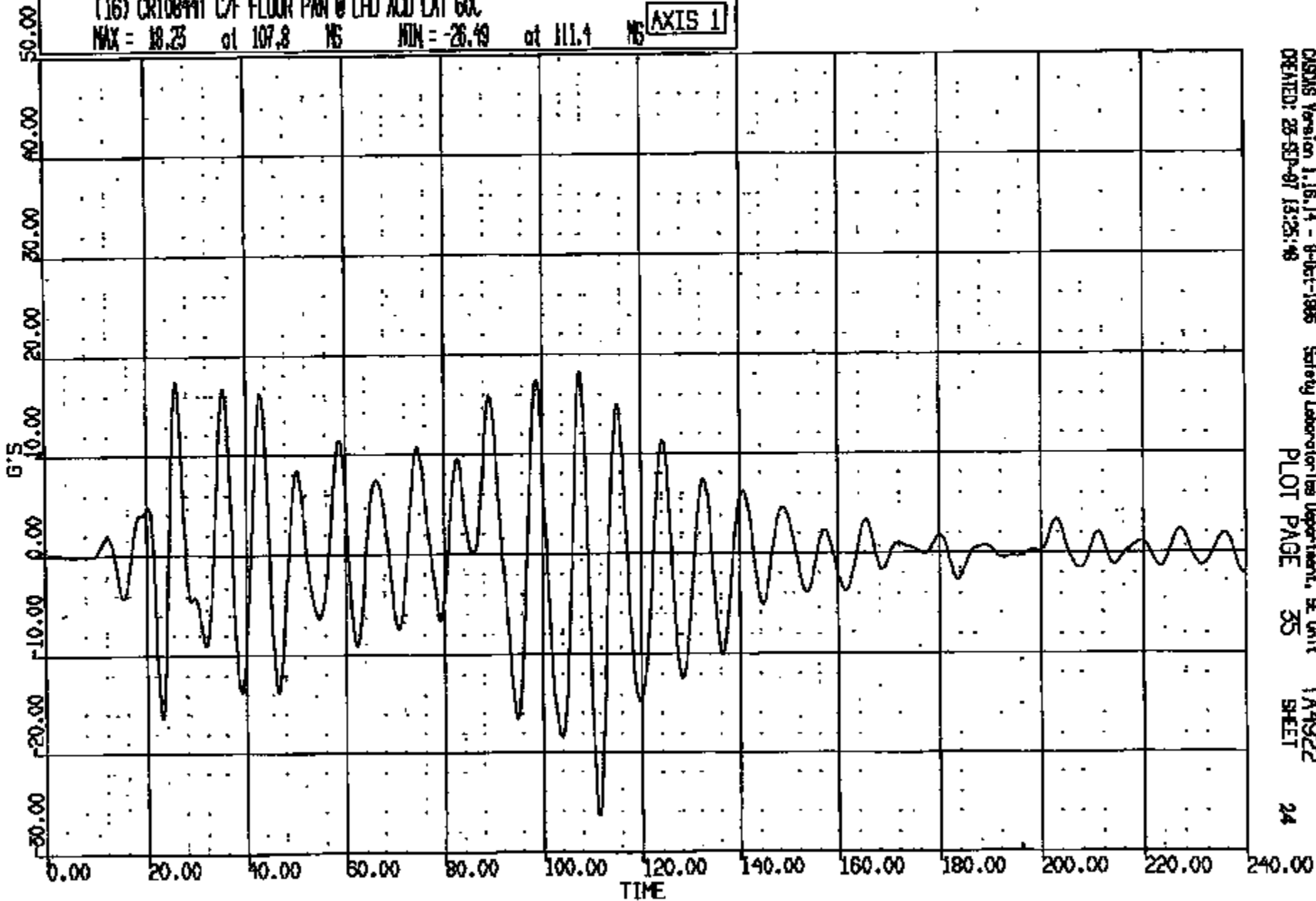
CRIS 0010844

DIR: 10844 TO: TA4922 DATE: 970928 12:57:55
RFR: 100X DN-101 UNKNOWN

(16) CR10844T C/F FLOOR PAN @ LHD ACID LAT 60C

MAX = 18.25 at 107.8 MS MIN = -26.49 at 111.4 MS

AXIS 1



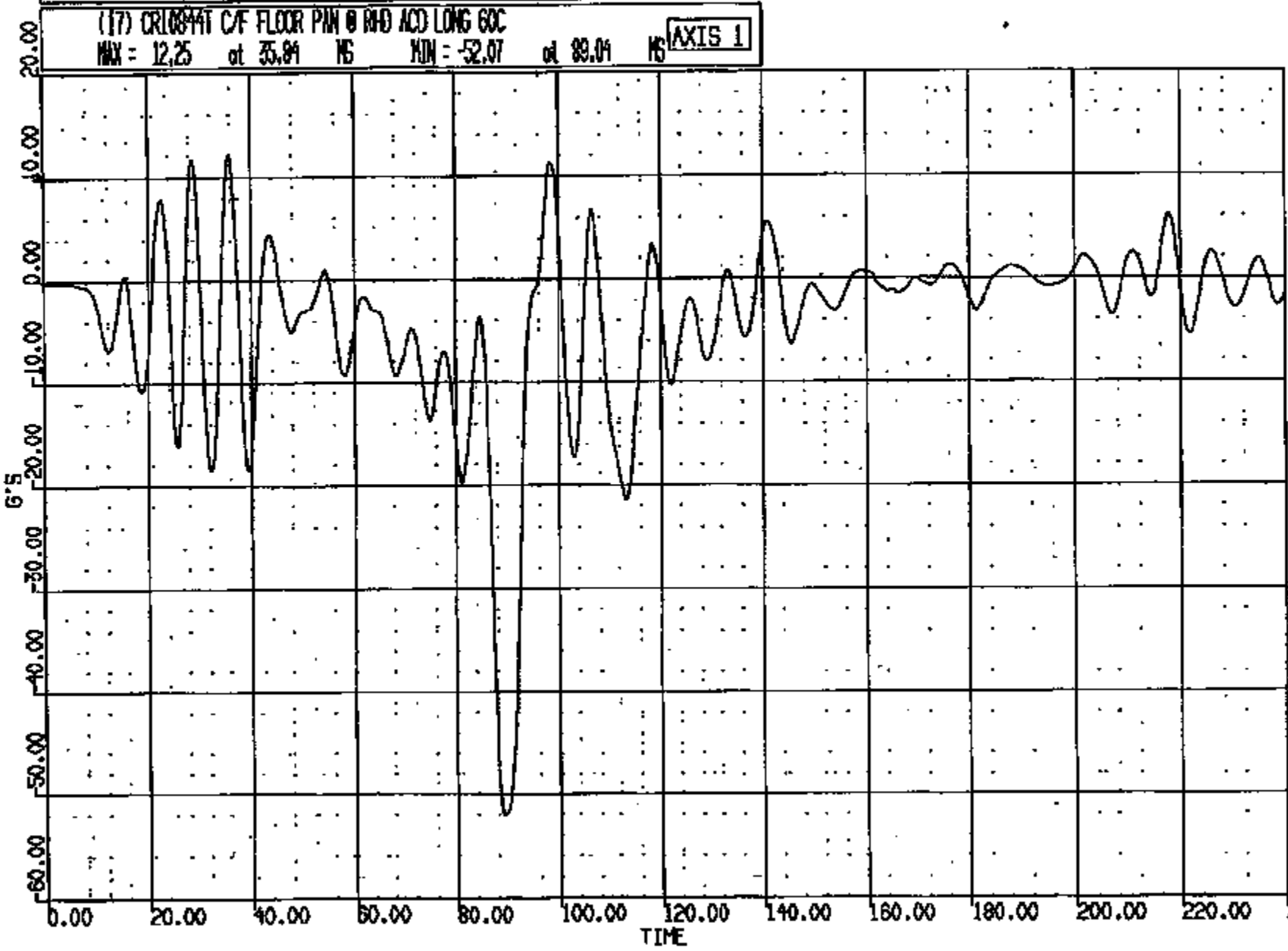
CRSIS Version 1.16.14 - 8-06-1996
CREATED: 28-SEP-97 13:25:48

Safety Laboratories Department, SE Unit
PLOT PAGE 35

TA4922
SHEET 24

CRIS 0010844

ID: 10844 TO: TA4922 DATE: 970925 12:57:55
100X DN-101 UNKNOWN

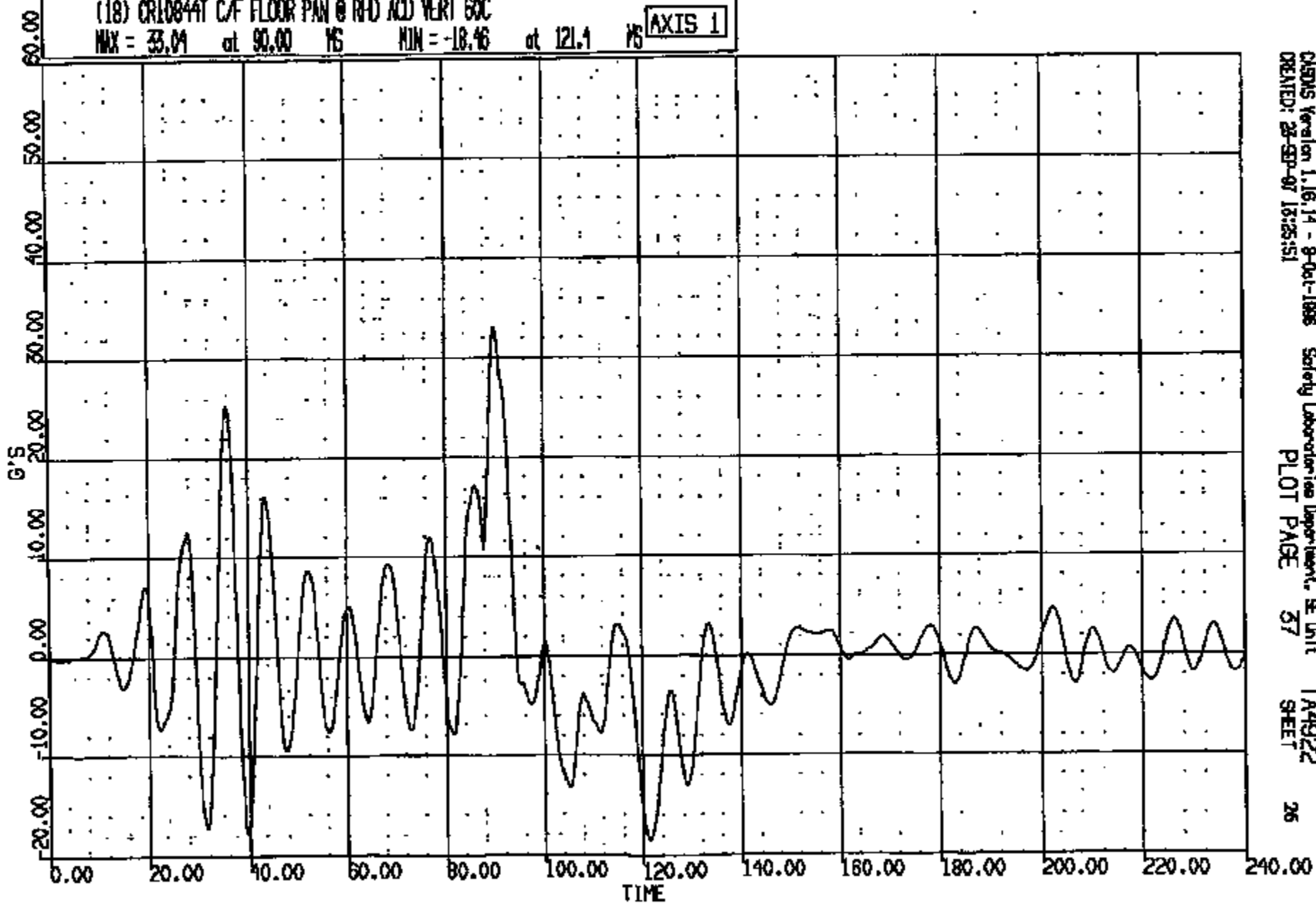


CRISIS Version 1.16.14 - 8-Oct-1998 Safety Laboratories Department, BE Unit TA4922
CREATED: 25-SEP-97 12:25:49 PLOT PAGE 36 SHEET 25

CRIS 0010844

CR #: 10844 TO: TA4922 DATE: 970928 12:57:58
100X DN-101 UNKNOWN

(18) CR10844T C/F FLOOR PAN @ RHD ACD VERT 60C
MAX = 33.04 at 90.00 VS MIN = -18.46 at 121.1 VS AXIS 1

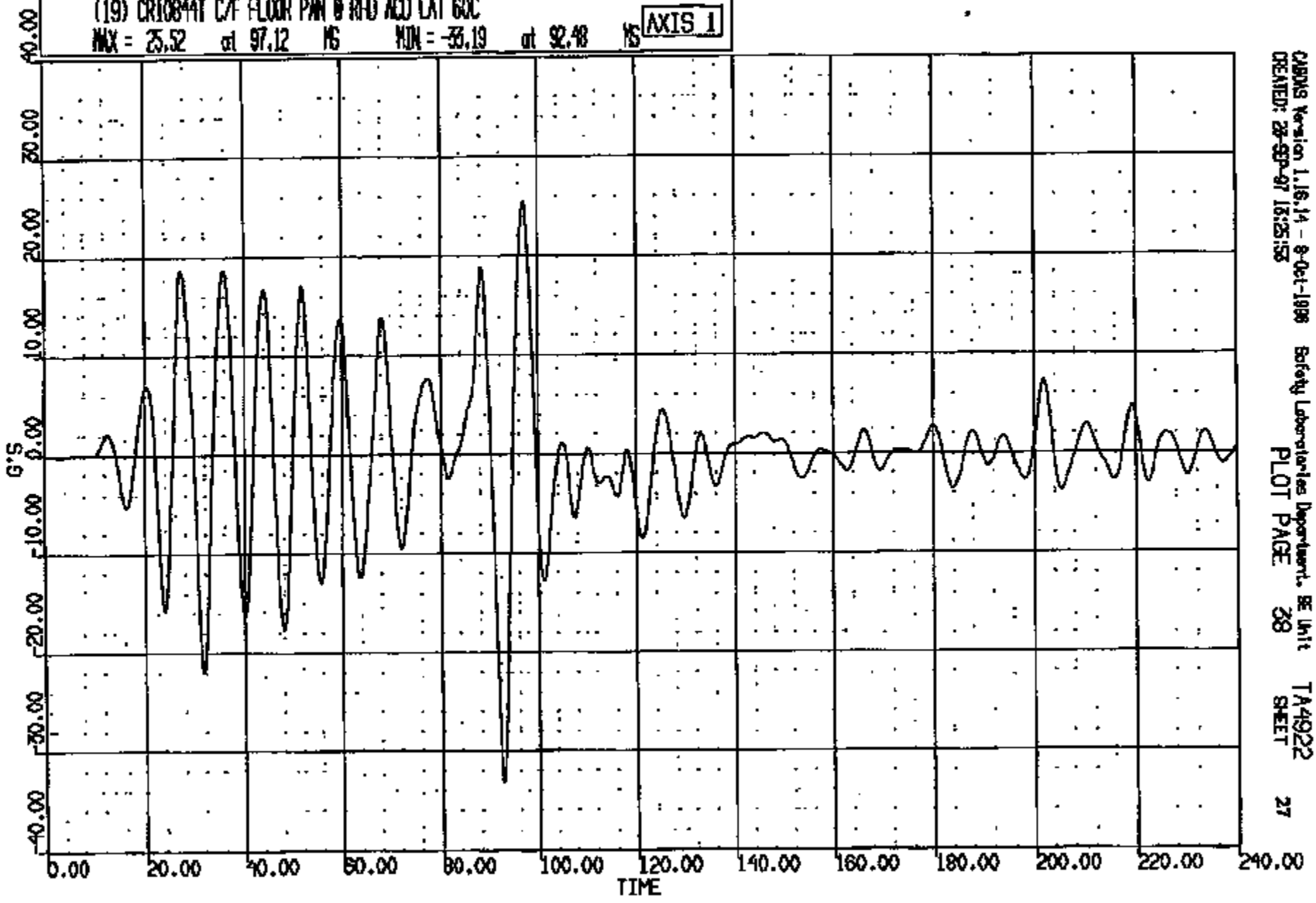


CRTS 0010844

CRSMS Version 1.16.14 - 9-Oct-1998 Safety Laboratories Department, SE Unit TA4922
CREATED: 28-SEP-97 15:25:51 PLOT PAGE 57 SHEET 26

CR 10844 TO: TA4922 DATE: 970823 12:57:55
100X DN-101 UNKNOWN

(19) CR10844T C/F FLOOR PMN @ RHD ACQ LAT 60C
MAX = 25.52 at 97.12 MS MIN = -33.19 at 92.48 MS **AXIS 1**

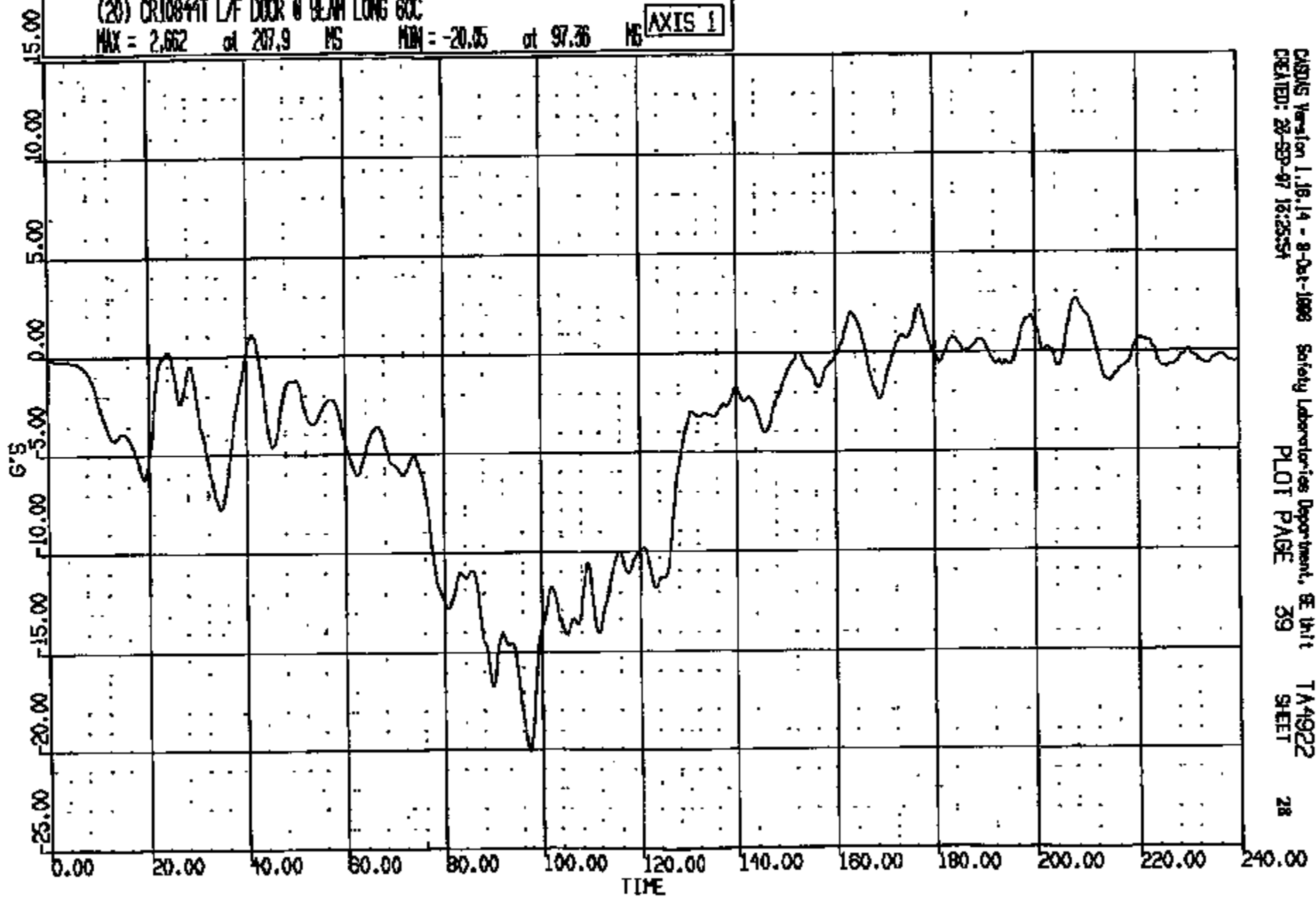


CADMS Version 1.16.14 - 8-Oct-1998 Safety Laboratories Department, BE Unit TA4922
CREATED: 28-SEP-97 15:25:55 PLOT PAGE 28 SHEET 27

CRTS 0010844

LR R: 10844 TO: TA4922 DATE: 970928 12:57:55
100X DN-101 UNKNOWN

(20) CR10844T L/F DOOR @ BEAM LONG 60C
MAX = 2.662 at 207.9 MS MIN = -20.05 at 97.36 MS **AXIS 1**

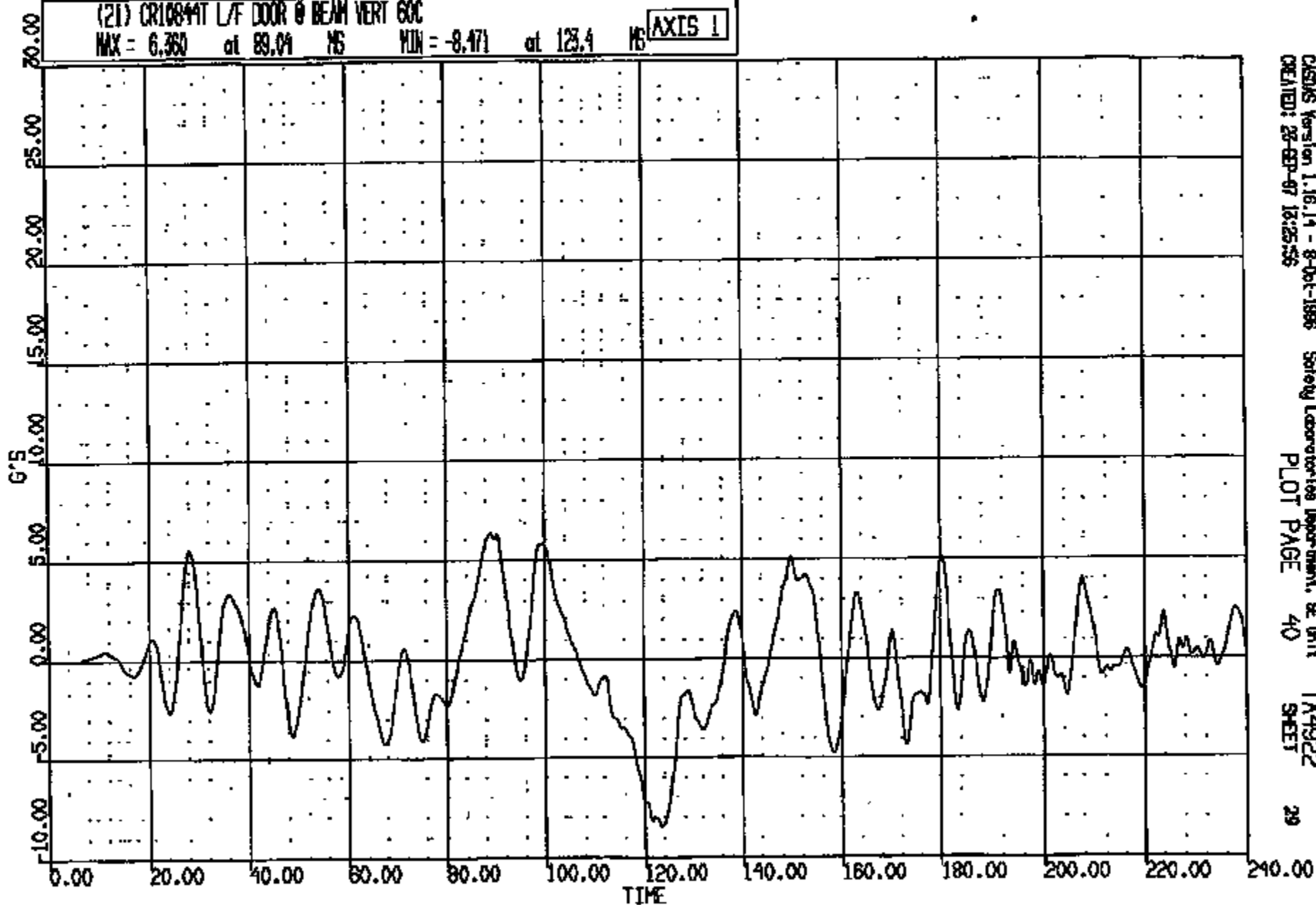


CRIS 0010844

CASUS W-1011.16.14 - 8-Oct-1998 Safety Laboratories Department, GE Unit TA4922
CREATED: 28-SEP-97 16:25:54 PLOT PAGE 39 SHEET 28

CR #: 10844 TO: TA4922 DATE: 970923 12:57:56
199X DN-101 UNKNOWN

(21) CR10844T L/F DOOR @ BEAM VERT 60C
MAX = 6.360 at 89.04 MS MIN = -8.471 at 123.4 MS **AXIS 1**



CRIS 0010844

CASUS Version 1.16.14 - 8-Oct-1996
CREATED: 23-SEP-97 12:25:56

Safety Laboratories Department, BE Unit
PLOT PAGE 40

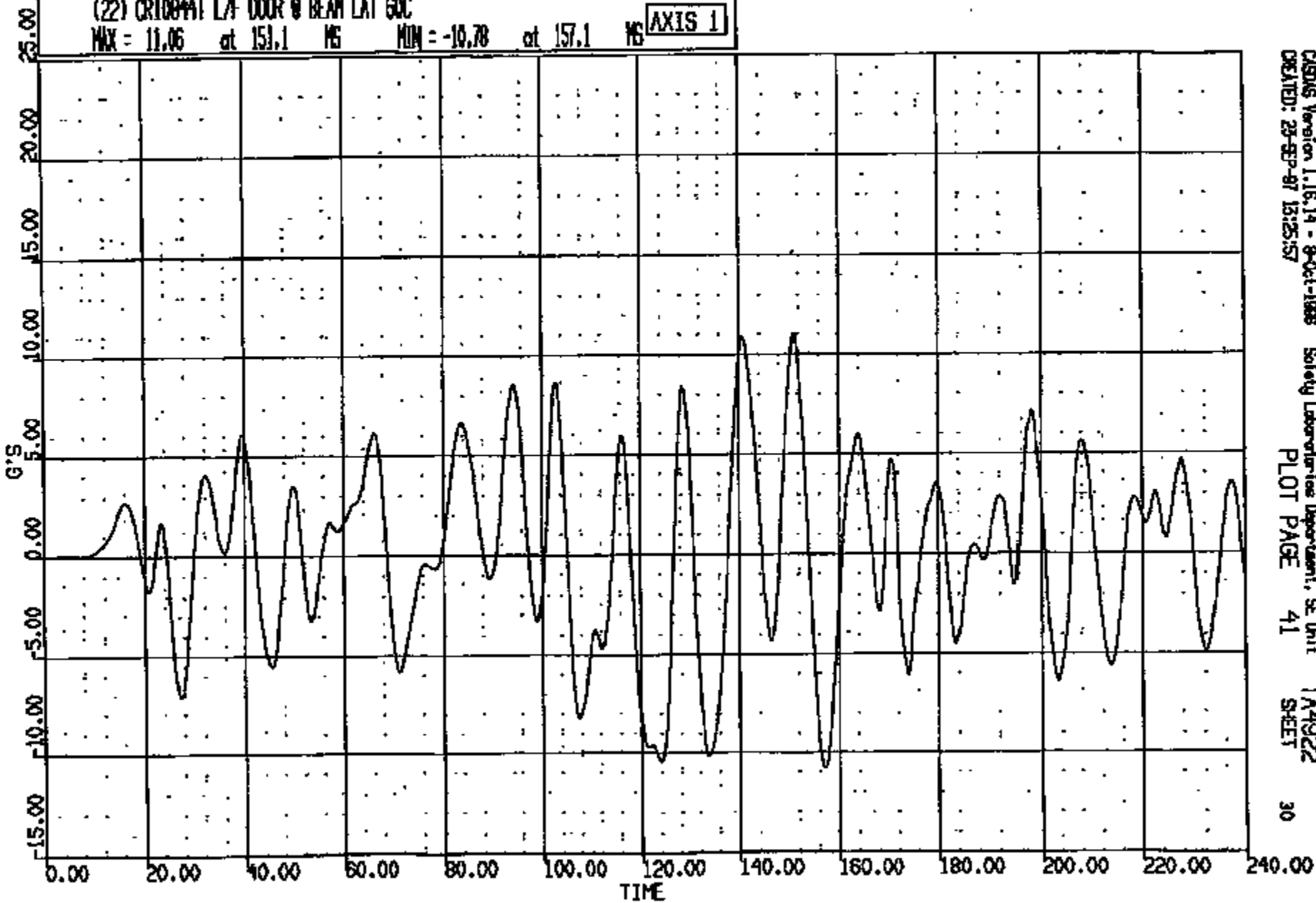
TA4922
SHEET

29

OR R: 10844 TO: TA4922 DATE: 870928 12:57:55
188X DN-101 UNKNOWN

(22) CR10844T L/F DOOR @ BEAM LAT 50C

MAX = 11.06 at 153.1 MS MIN = -10.78 at 157.1 MS **AXIS 1**



CADSYS Version 1.16.14 - 8-Oct-1988
CREATED: 29-SEP-87 13:25:57

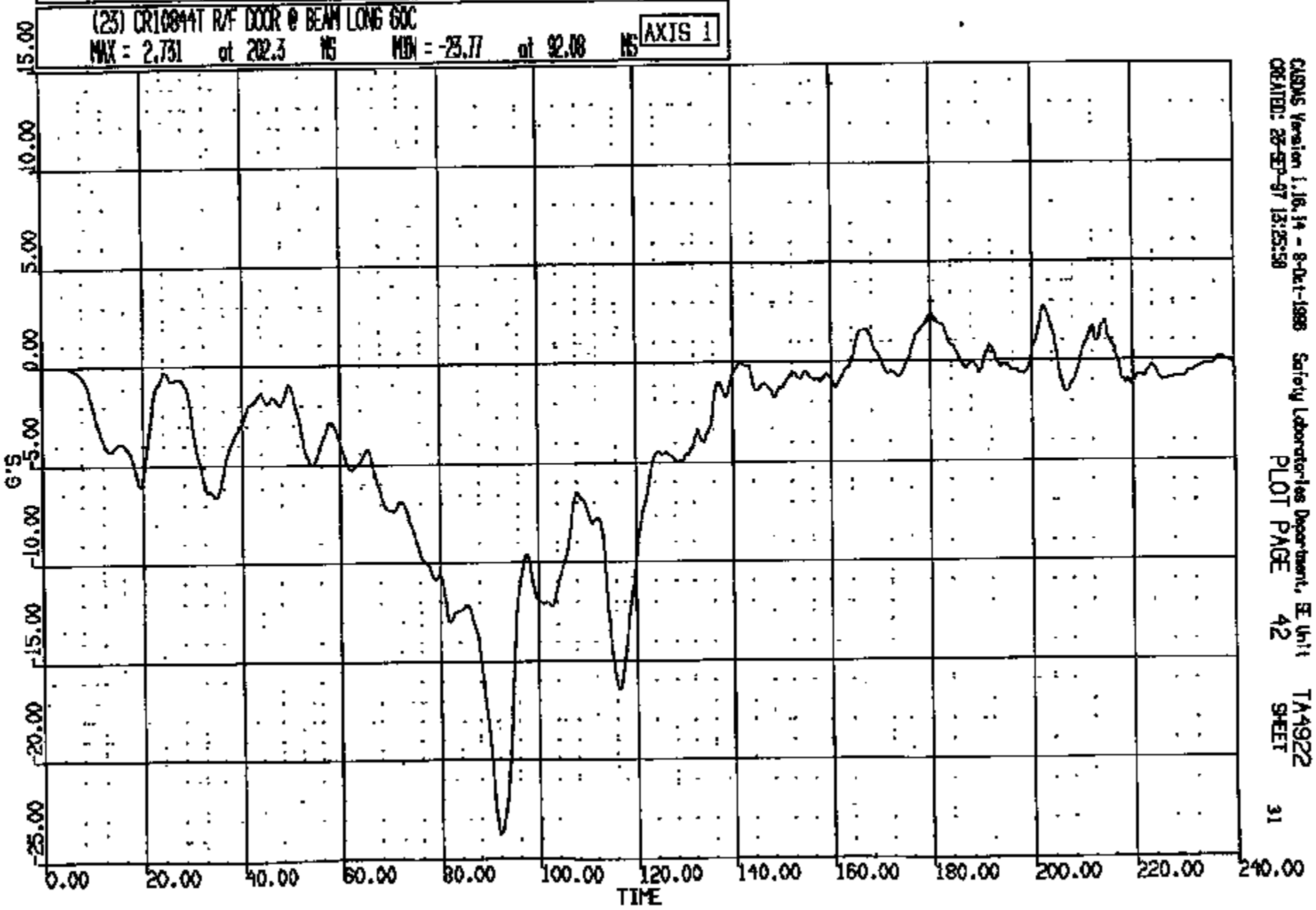
Safety Laboratories Department, SE Unit
PLOT PAGE 41

TA4922
SHEET

30

CRTS 0010844

CR R: 10844 TO: TA4922 DATE: 070823 12:57:55
199X DN-101 UNKNOWN



CAOS Version 1.16.14 - 8-Oct-1988
CREATED: 28-SEP-97 13:25:58

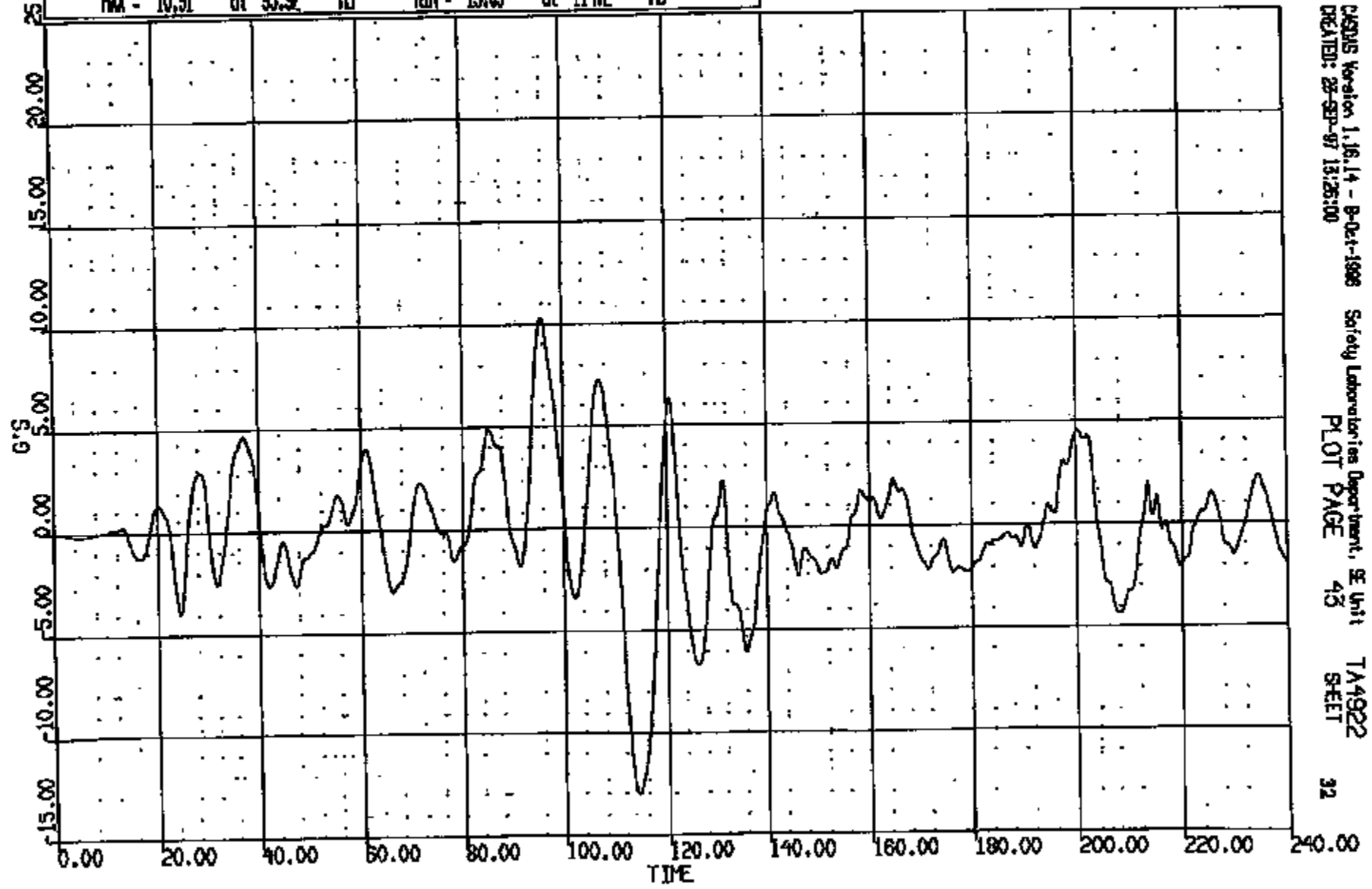
Safety Laboratories Department, E Unit
PLOT PAGE 42

TA4922
SHEET

CRTS 0010844

CR R: 10844 TO: TA4922 DATE: 970923 12:57:55
100X DN-101 UNKNOWN

(24) CR10844T R/F DOOR @ BEAM VERT 60C
MAX = 10.31 at 95.92 MG MIN = -13.05 at 114.2 MG AXIS 1

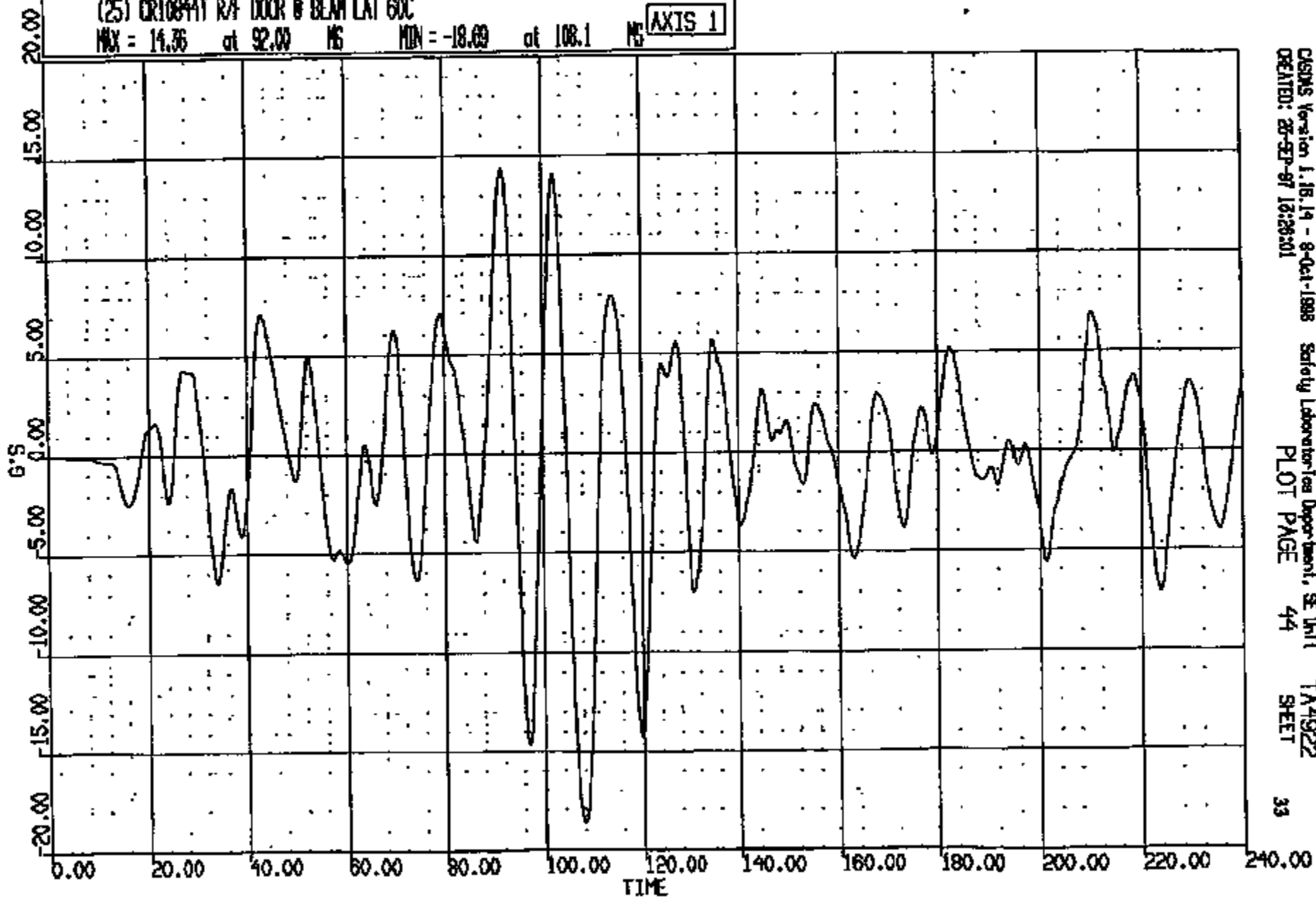


CASUS Version 1.16.14 - 9-Oct-1998 Safety Laboratories Department, SE Unit TA4922
CREATED: 23-SEP-97 13:26:00 PLOT PAGE 43 SHEET 32

CRTS 0010844

CR R: 10844 TO: TA4922 DATE: 970923 12:57:55
199X ON-101 UNKNOWN

(25) CR10844T R/F DOOR @ BEAM LAT 60C
MAX = 14.36 at 92.00 MS MIN = -18.69 at 108.1 MS **AXIS 1**

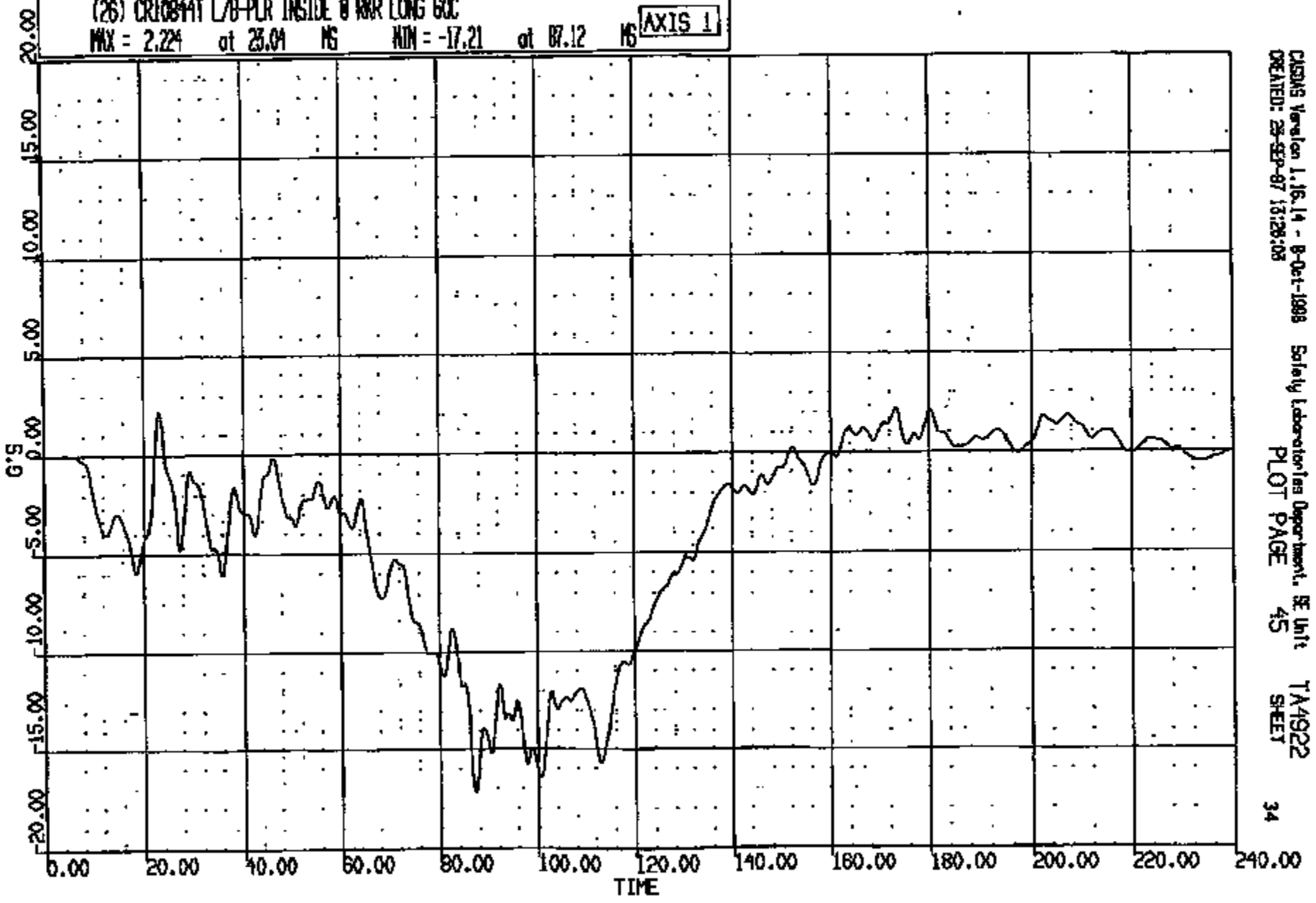


CASINS Version 1.16.14 - 9-Oct-1998 Safety Laboratory Department, SE Unit
CREATED: 20-SEP-97 10:29:01 PLOT PAGE 44 TA4922 SHEET 33

CRTS 0010844

CR R: 10844 TO: TA4922 DATE: 870823 12:57:55
188X DN-101 UNKNOWN

(26) CR10844T L/B-PLR INSIDE @ RNR LONG GOC
MAX = 2.224 at 23.04 MS MIN = -17.21 at 87.12 MS **AXIS 1**

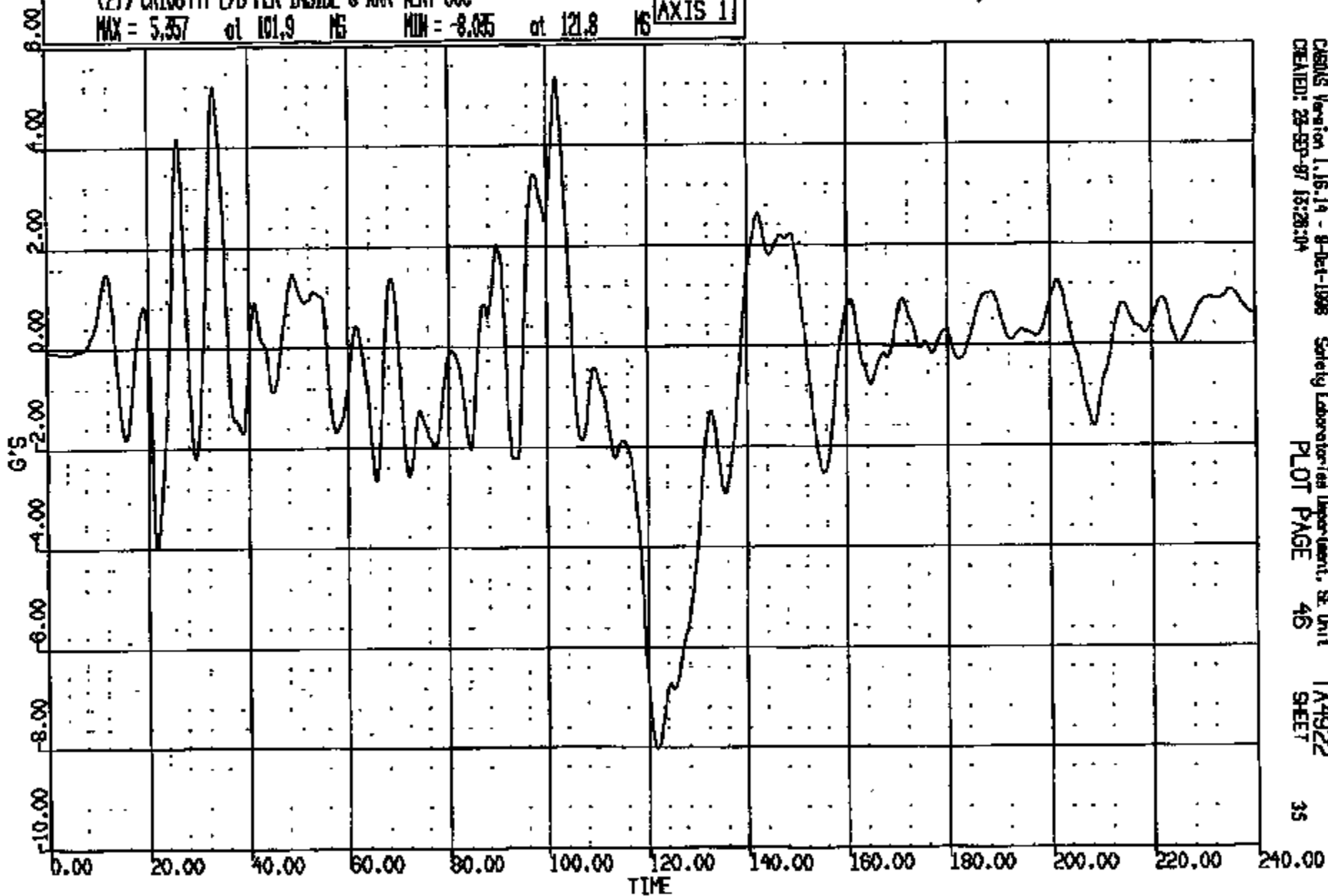


CASIMS Version 1.16.14 - 8-04-1988 Safety Laboratories Department, SE Unit
CREATED: 29-SEP-87 13:28:08
PLOT PAGE 45
T/A4922
SHEET

CRTS 0010844

CR R: 10844 TO: TA4922 DATE: 070925 12:57:55
199X DN-101 UNKNOWN

(27) CR10844T L/B-PLR INSIDE @ RRV VERT 60C
MAX = 5.357 at 101.9 MS MIN = -8.025 at 121.8 MS **AXIS 1**



CASIMS Version 1.16-14 - 9-Oct-1998
CREATED: 25-SEP-97 15:28:04

Safety Laboratory Department, SE Unit
PLOT PAGE 46

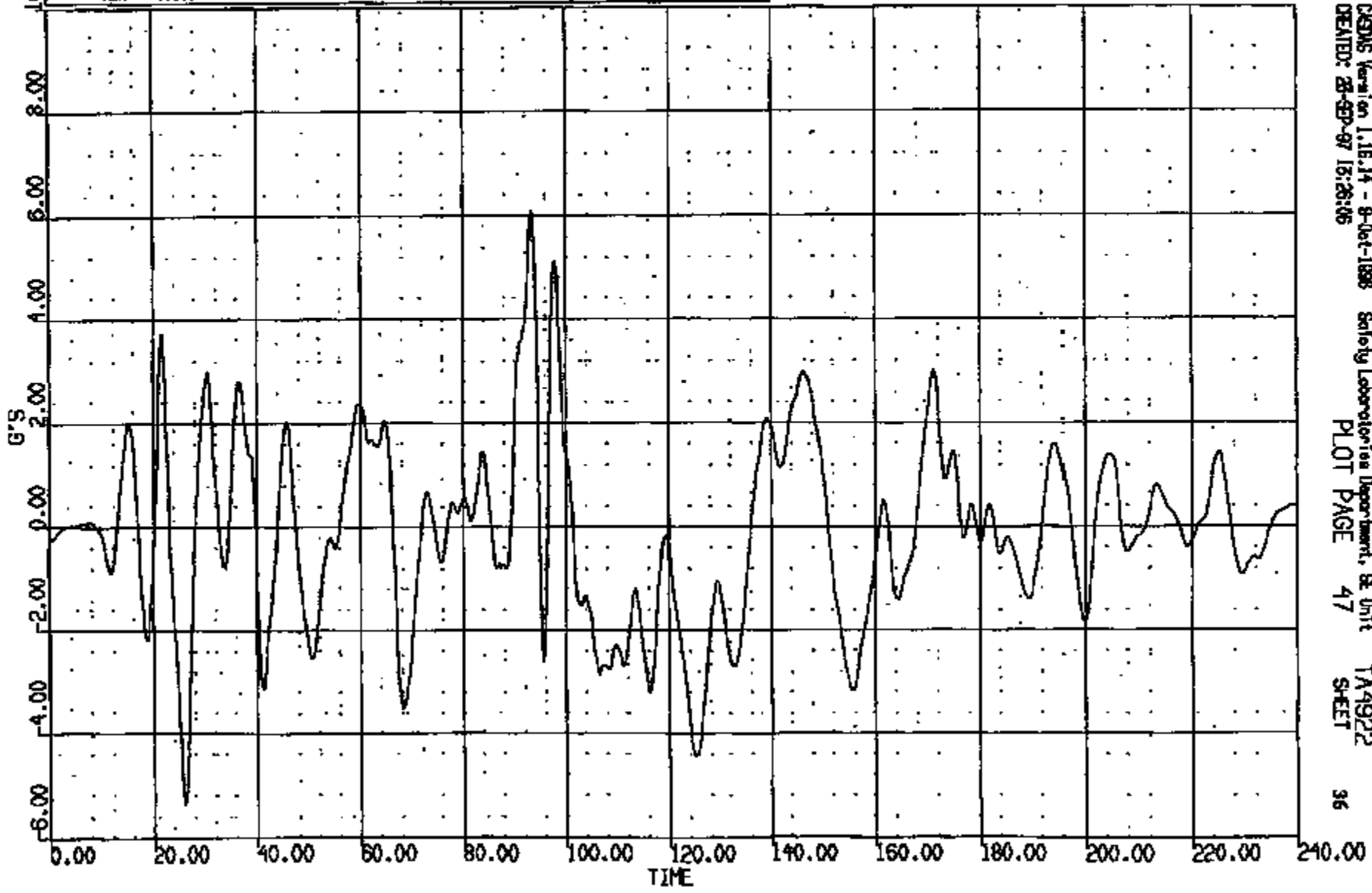
TA4922
SHEET

35

CRIS 0010844

CR R: 10844 TD: TA4922 DATE: 970923 12:57:56
199X DN-101 UNKNOWN

(28) CR10844T L/B-PLR INSIDE @ RGR LAT 60C
MAX = 6.065 at 95.36 MS MIN = -5.354 at 75.92 MS **AXIS 1**

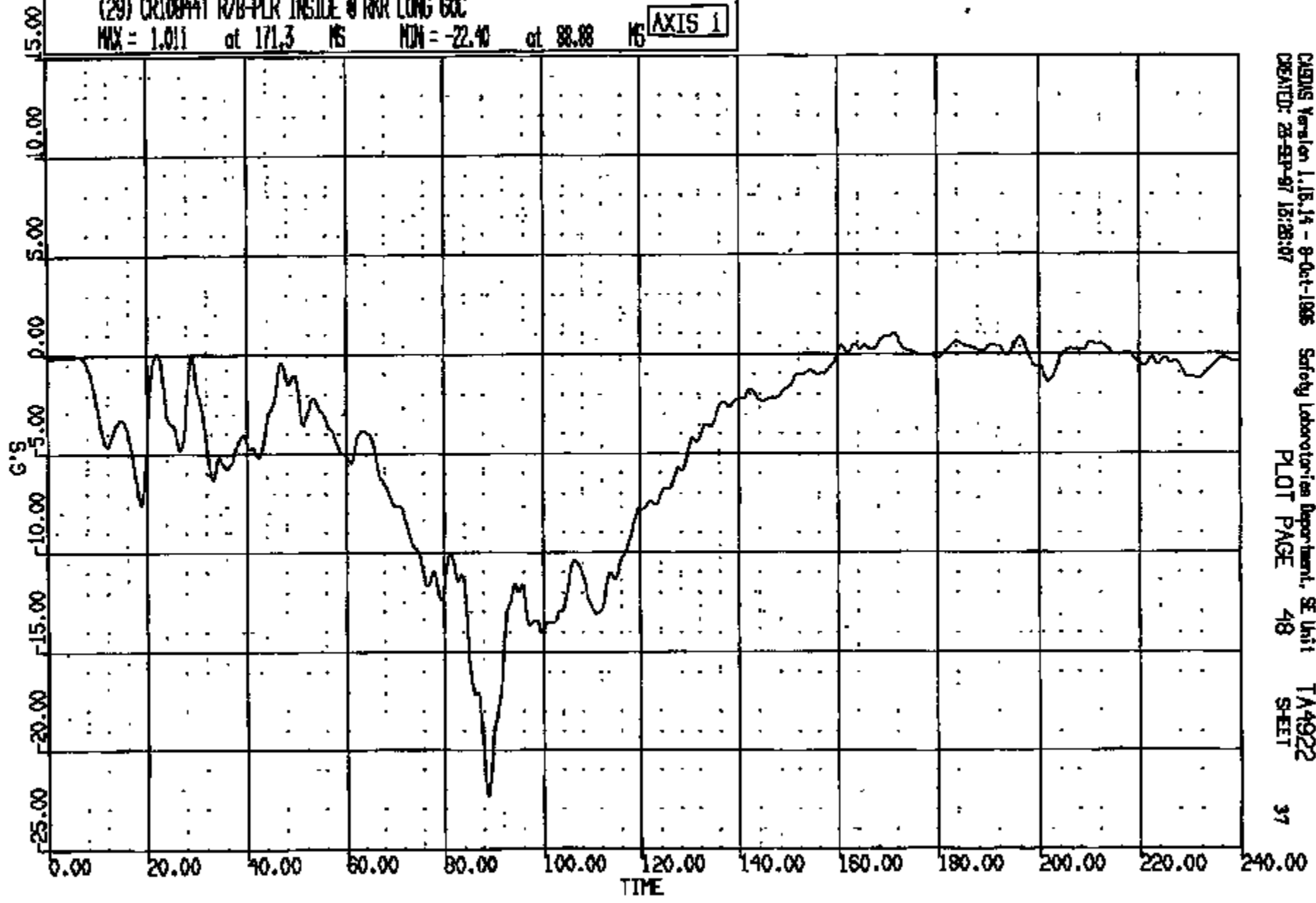


CASHS Version 1.16.14 - 9-Oct-1998 Safety Laboratories Department, SE Unit TA4922
CREATED: 28-SEP-97 15:28:05 PLOT PAGE 47 SHEET 36

CRIS 0010844

CR R: 10844 TO: TA4922 DATE: 870825 12:57:55
199X DN-101 UNKNOWN

(29) CR10844 R/B-PLR INSIDE @ RVR LONG 60C
MAX = 1.011 at 171.3 MS MIN = -22.40 at 88.88 MS **AXIS 1**

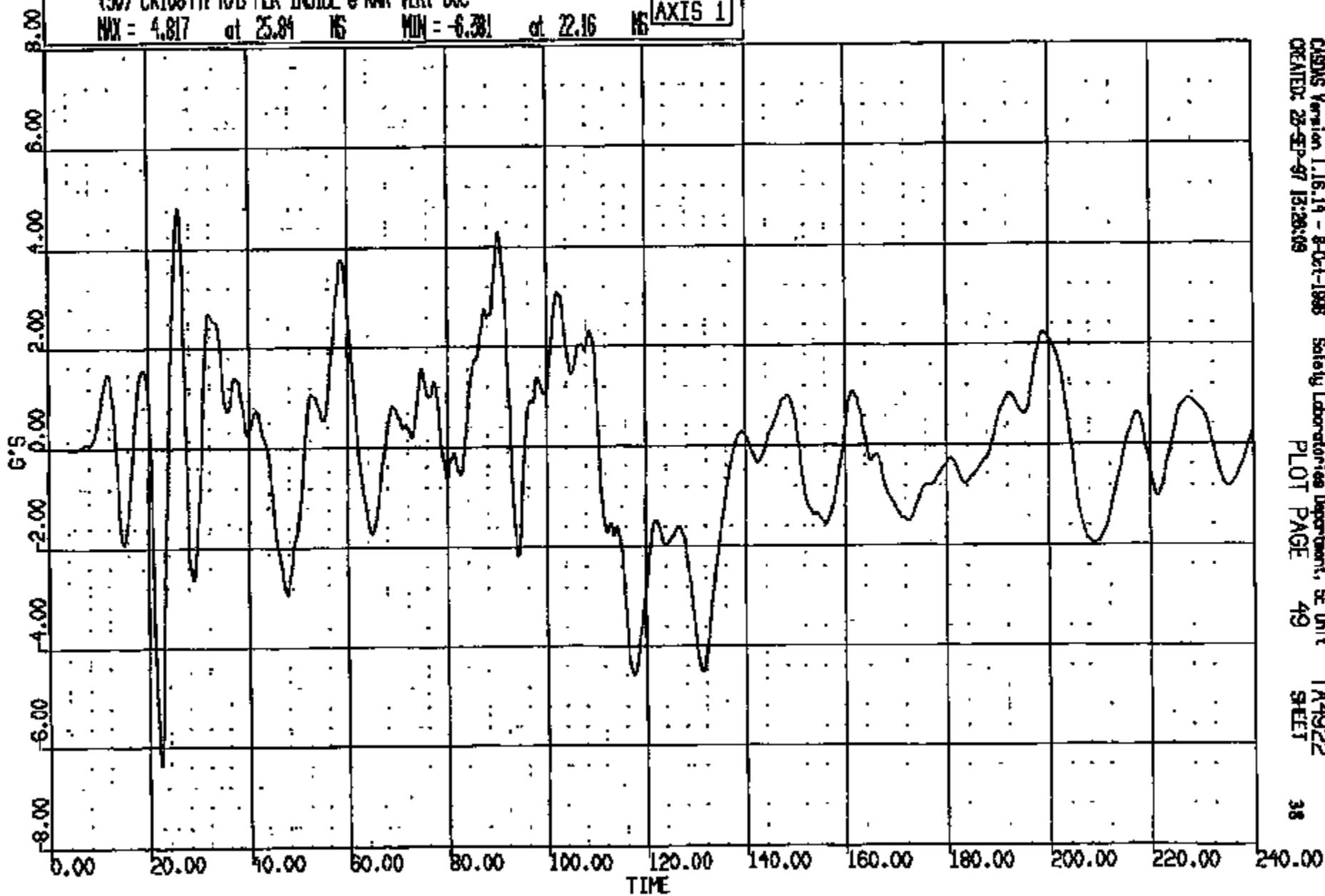


CAENIG Version 1.1B.14 - 8-Oct-1986 Safety Laboratories Department, SE Unit TA4922
CREATED: 28-SEP-87 15:28:07 PLOT PAGE 48 SHEET 37

CRTS 0010844

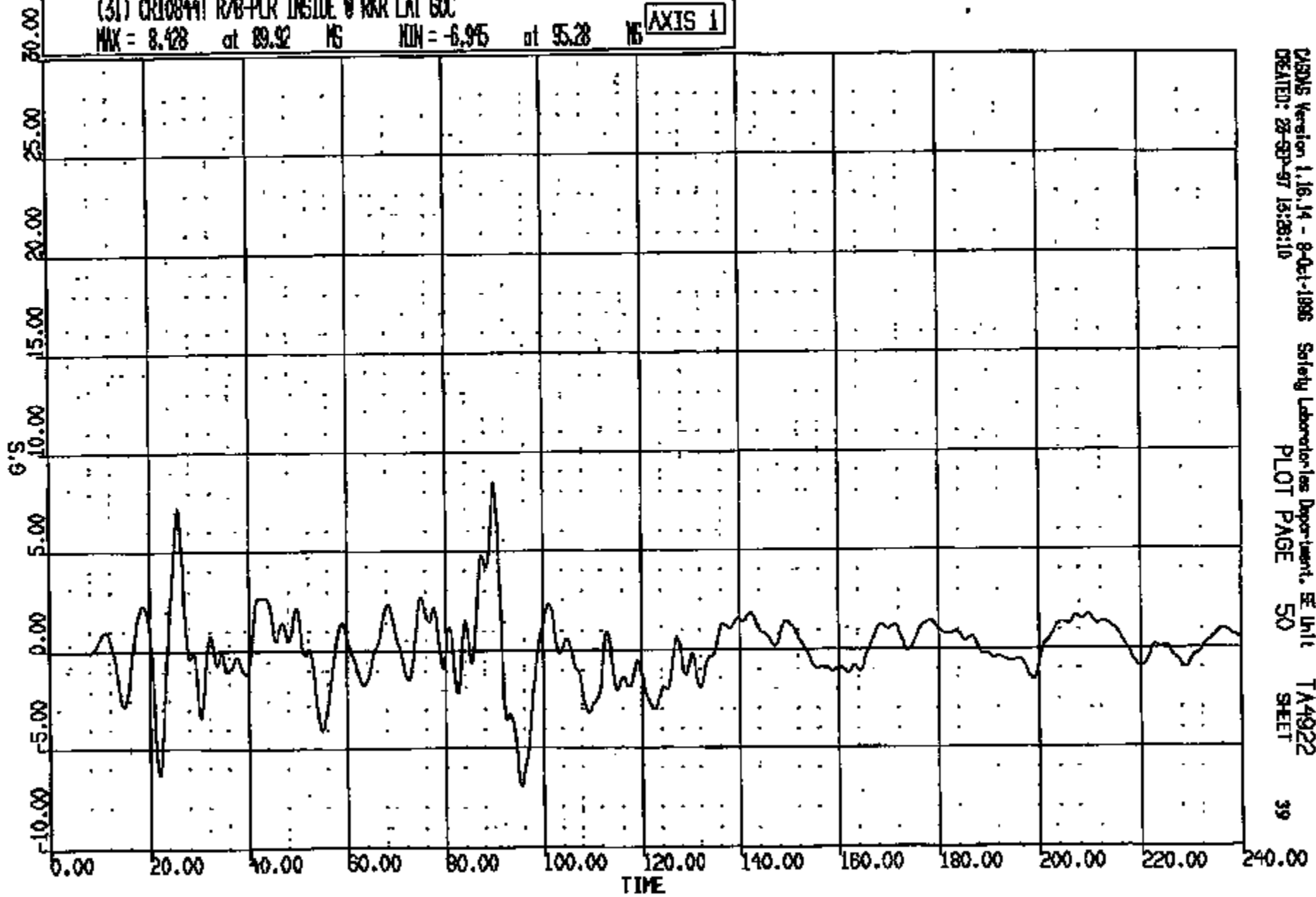
CR R: 10844 TO: TA4922 DATE: 970925 12:57:55
199X DN-101 UNKNOWN

(30) CR10844T R/B-PLR INSIDE @ RKR VERT 60C
MAX = 4.817 at 25.84 MS MIN = -6.381 at 22.16 MS **AXIS 1**



CR R: 10844 TO: TA4922 DATE: 870928 12:57:58
100X DN-101 UNKNOWN

(31) CR10844T R/B-PLR INSIDE @ RKR LAT GOC
MAX = 8.428 at 89.92 MS MIN = -6.945 at 95.28 MS **AXIS 1**



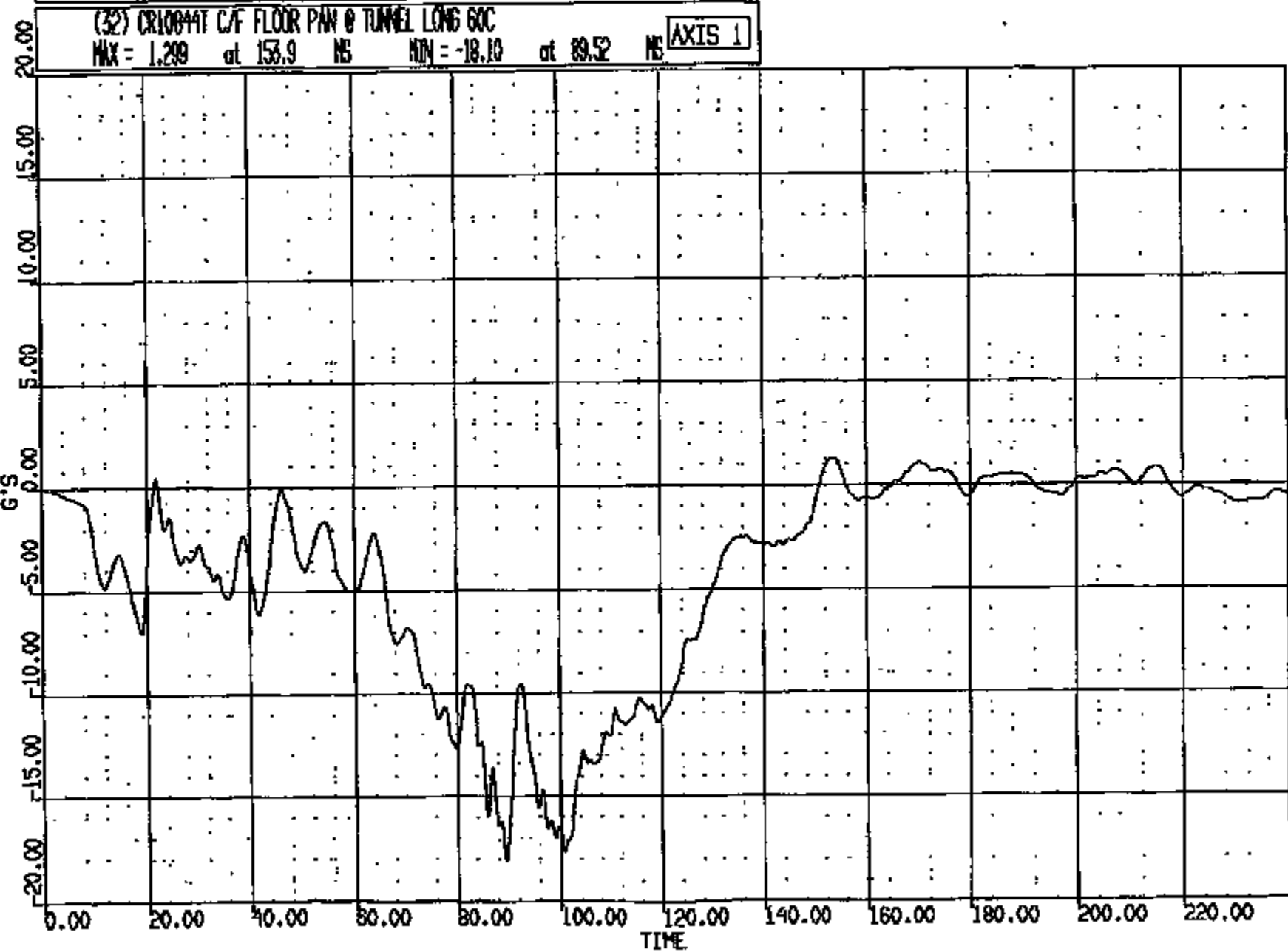
CASMS Version 1.16.14 - 8-Oct-1986
CREATED: 28-SEP-97 13:28:10

Safety Laboratories Department, EE Unit
PLOT PAGE 50

TA4922
SHEET

CRTS 0010844

CR R: 10844 TO: TA4922 DATE: 970925 12:57:55
198X DN-101 UNKNOWN

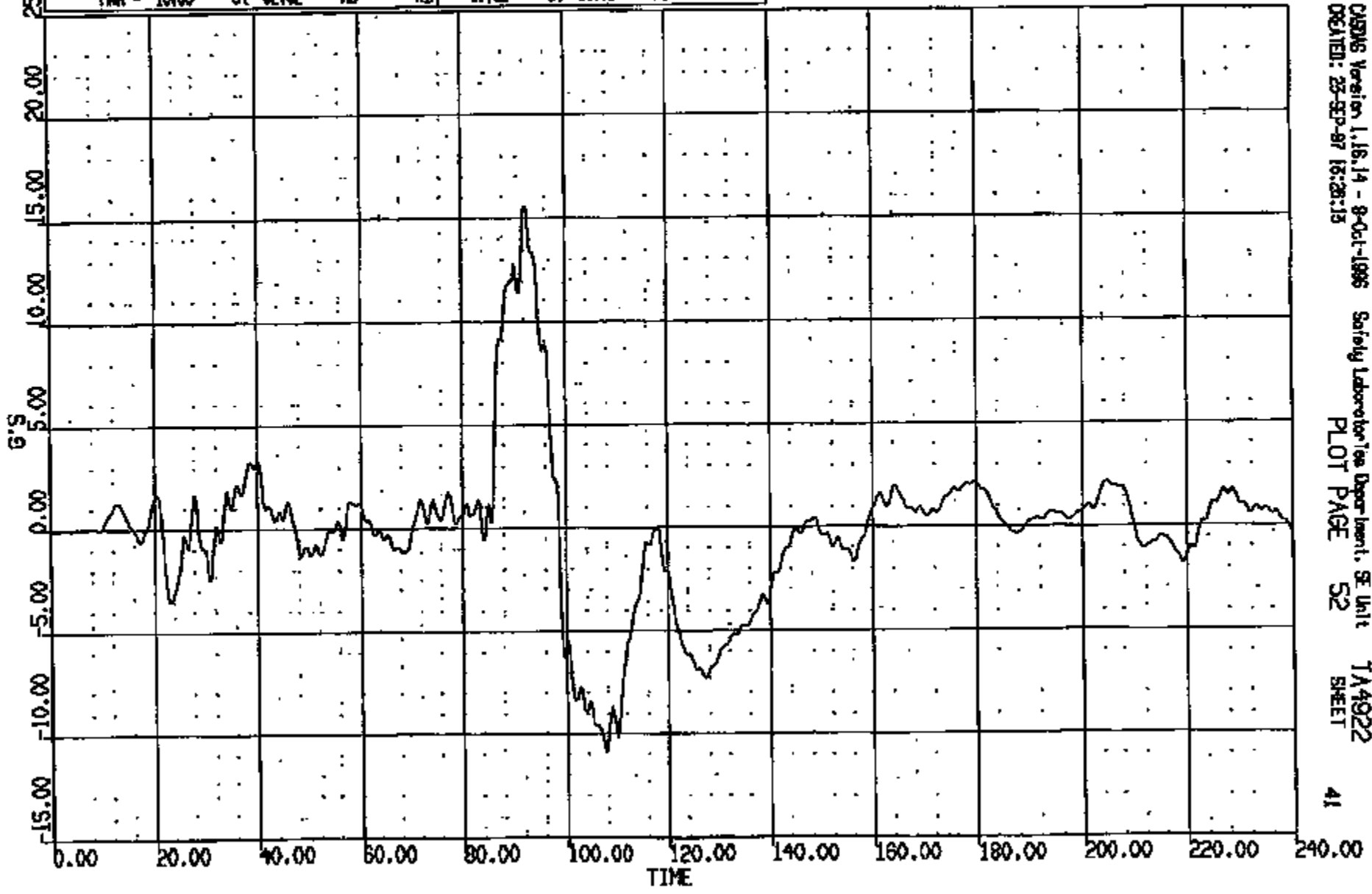


CRSNG Version 1.16.14 - 6-Oct-1988 Safety Laboratories Department, SE Unit
CREATED: 28-SEP-97 15:25:12 PLOT PAGE 51 TA4922 SHEET 40

CRIS 0010844

CR R: 10844 TO: TA4922 DATE: 970923 12:57:55
189X DN-101 UNKNOWN

(33) CR10844T C/F FLOOR PAN @ TUNNEL VERT 60C
MAX = 15.58 at 92.32 MS MIN = -10.92 at 107.8 MS **AXIS 1**

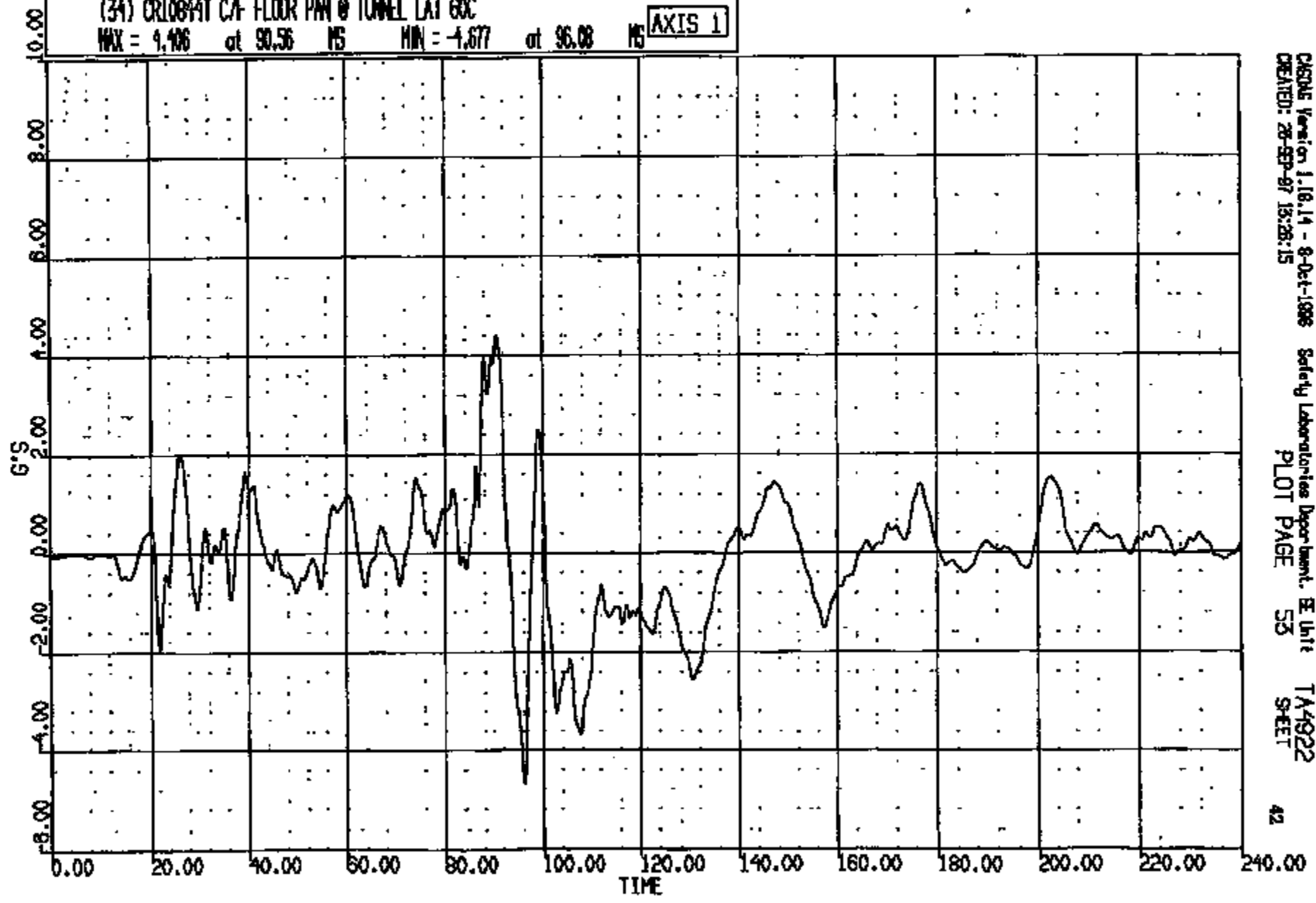


CARDAS Version 1.16.14 - 9-Oct-1996 Safety Laboratory Department, SE Unit
CREATED: 23-SEP-97 16:28:13 PLOT PAGE 52 SHEET 41

CRTS 0010844

CR R: 10844 TO: TA4922 DATE: 970926 12:57:55
199X DN-101 UNKNOWN

(34) CR10844T C/F FLOOR PAN @ TUNNEL LAT 60C
MAX = 4.106 at 90.56 MS MIN = -4.677 at 96.08 MS AXIS 1

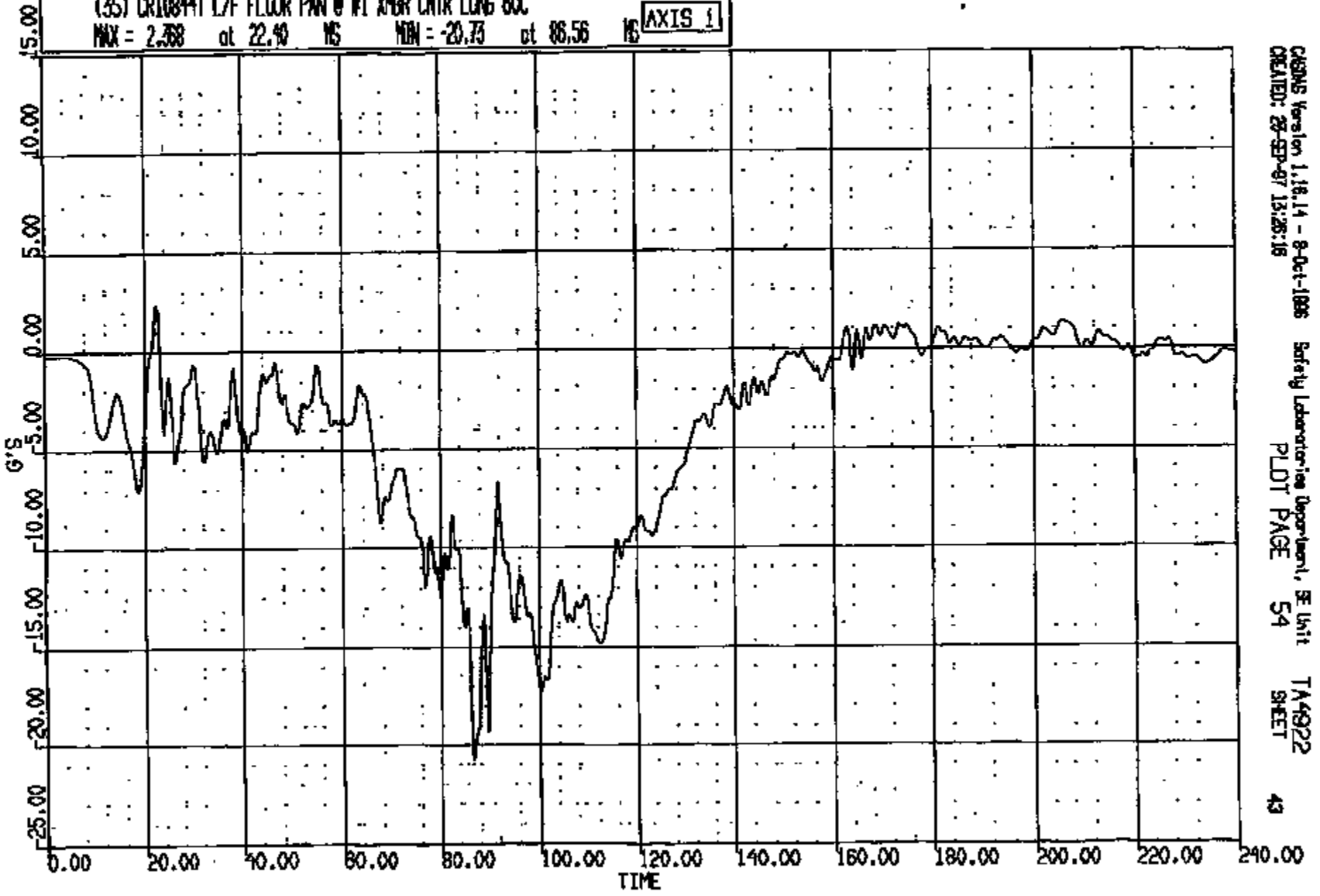


CASINS Version 1.18.14 - 8-Oct-1996 Safety Laboratories Department, E Unit TA4922
CREATED: 26-SEP-97 15:28:15 PLOT PAGE 55 SHEET 42

CRTS 0010844

CR R: 10844 TO: TA4922 DATE: 970925 12:57:55
100X DN-101 UNKNOWN

(35) CR10844T L/F FLOOR PAN @ #1 XMR CNTR LONG 60C
MAX = 2.368 at 22.40 MS MIN = -20.73 at 86.56 MS **AXIS 1**

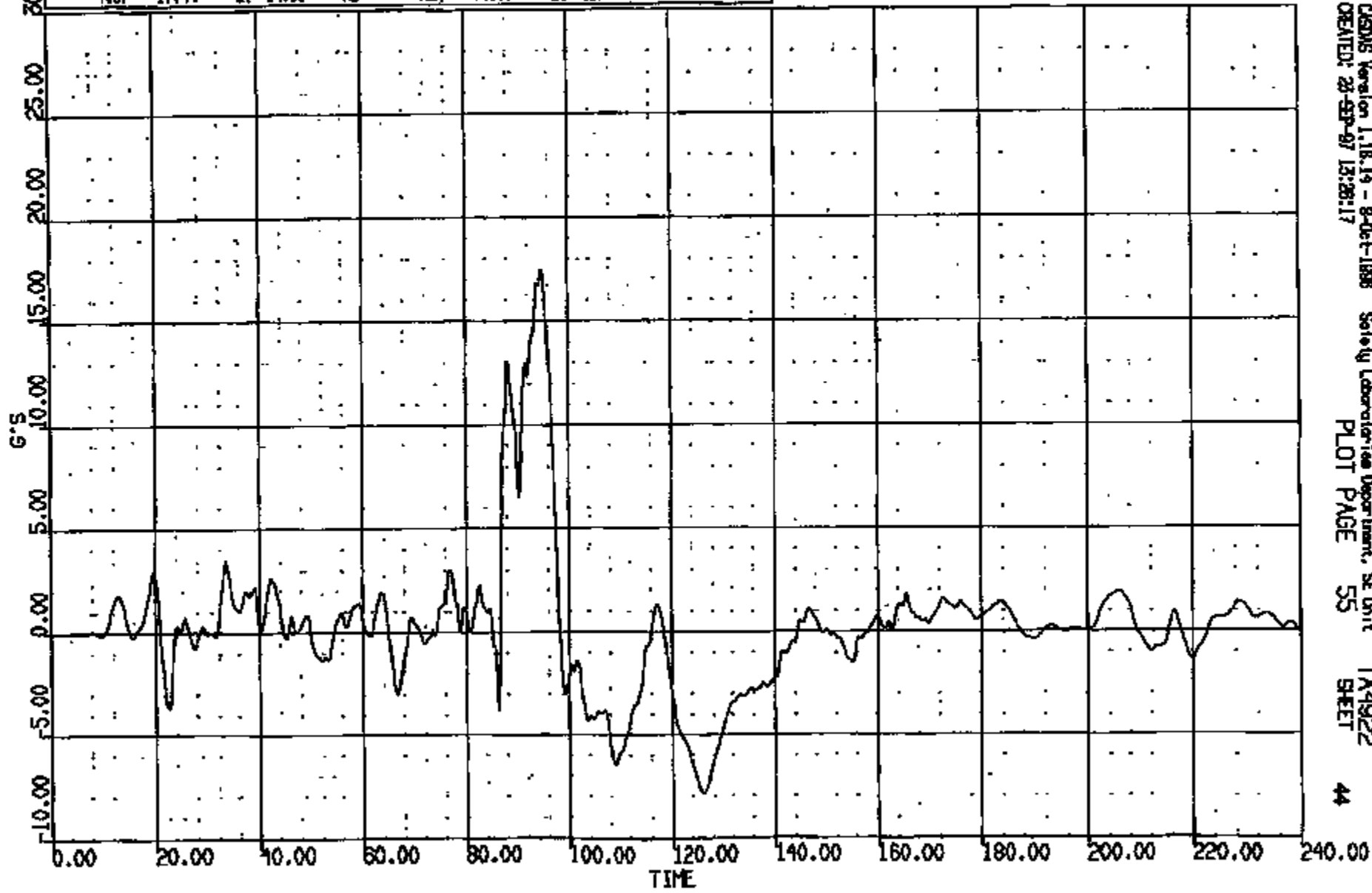


CASINS Version 1.18.14 - 8-Oct-1996 Safety Laboratory Department, SE Unit TA4922
CREATED: 25-SEP-97 13:26:16 PLOT PAGE 54 SHEET 43

CRIS 0010844

C R: 10844 TO: TA4922 DATE: 970923 12:57:55
100X DN-101 UNKNOWN

(36) CR10844T L/F FLOOR PAN @ #1 XMR CNTR VERT 60C
MAX = 17.44 at 91.80 MS MIN = -7.839 at 126.1 MS **AXIS 1**



CASDS Version 1.18.14 - 9-Oct-1988 Safety Laboratory Department, SE Unit TA4922
CREATED: 23-SEP-97 13:28:17 PLOT PAGE 55 SHEET 44

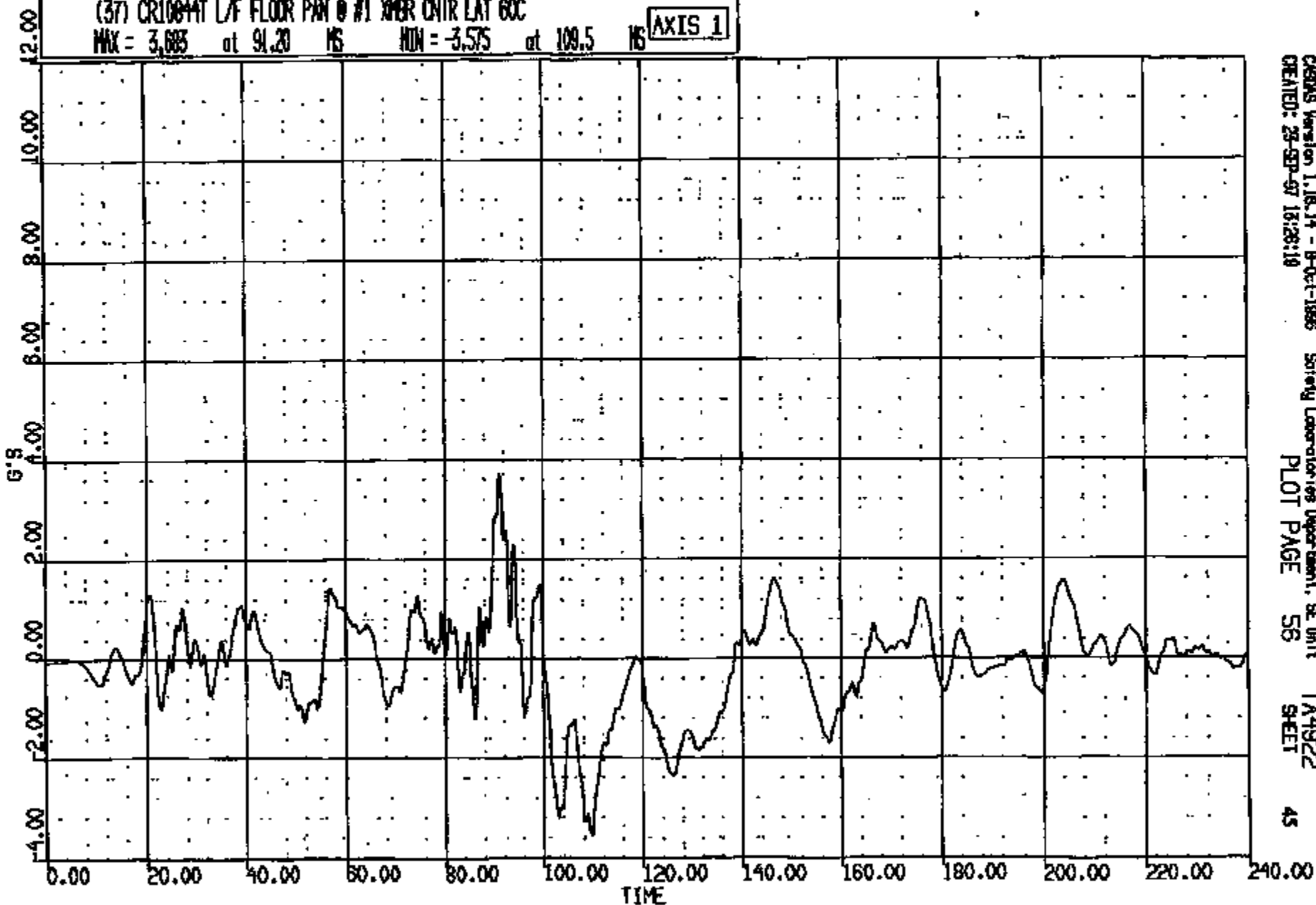
CRTS 0010844

LR #: 10844 TO: TA4922 DATE: 970925 12:57:55
199X DN-101 UNKNOWN

(37) CR1004T L/F FLOOR PAN @ #1 XBER CNTR LAT 60C

MAX = 3.683 at 91.20 MS MIN = -3.575 at 109.5 MS

AXIS 1



CRTS 0010844

CRSIS Version 1.16.14 - 8-Oct-1996
CREATED: 25-SEP-97 18:28:18

Seismic Laboratories Department, SE Unit

PLOT PAGE 58 SHEET

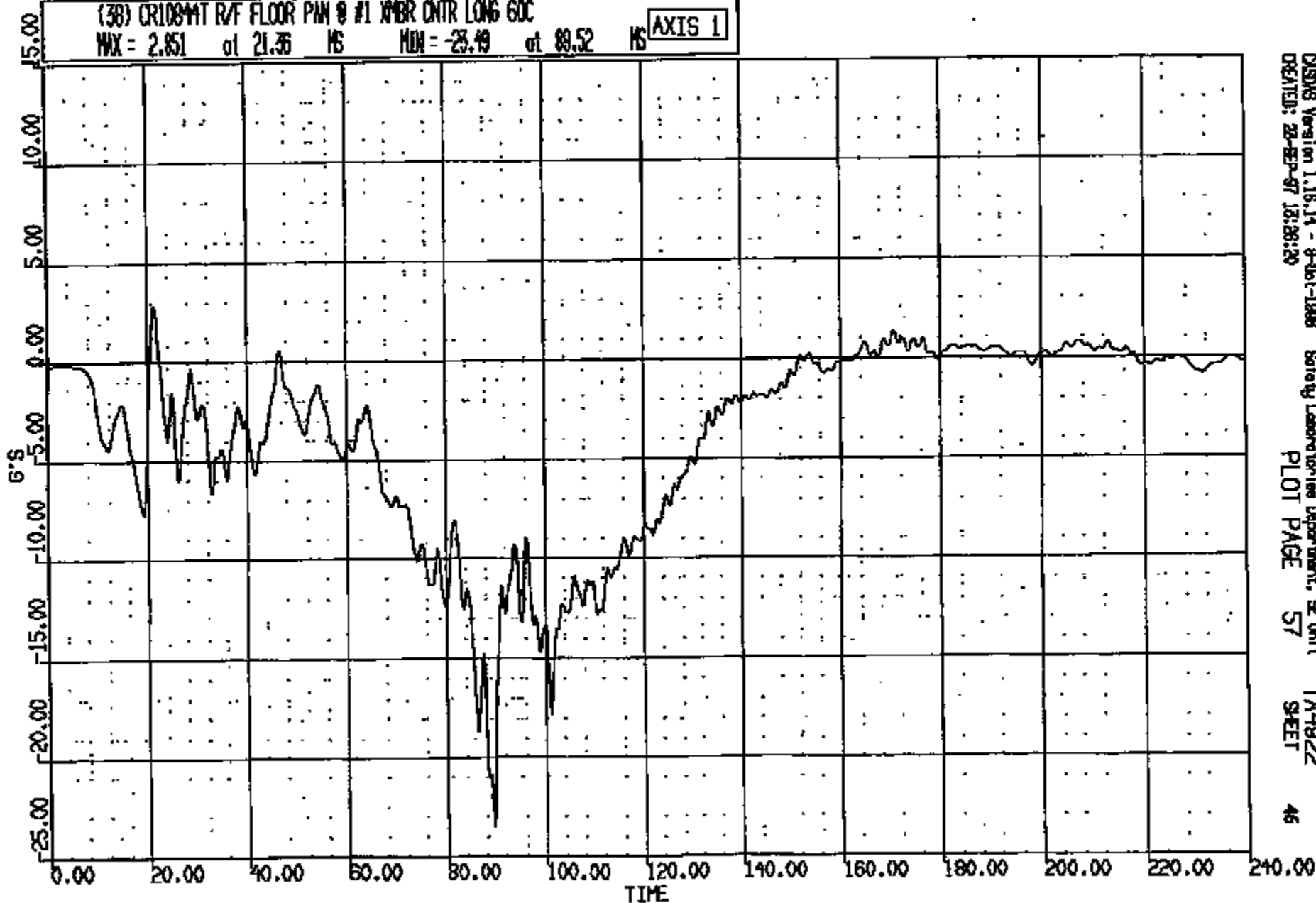
45

LT# R: 10844 TO: TA4922 DATE: 870815 12:57:55
189X DN-101 UNKNOWN

(38) CR10844T R/F FLOOR PAN @ #1 WBR CNTR LONG GDC

MAX = 2.851 at 21.35 MS MIN = -23.49 at 89.52 MS

AXIS 1



CRSIS Version 1.16.14 - 8-Jul-1988
CREATED: 28-SEP-87 12:28:20

Safety Laboratories Department, SE Unit
PLOT PAGE 57

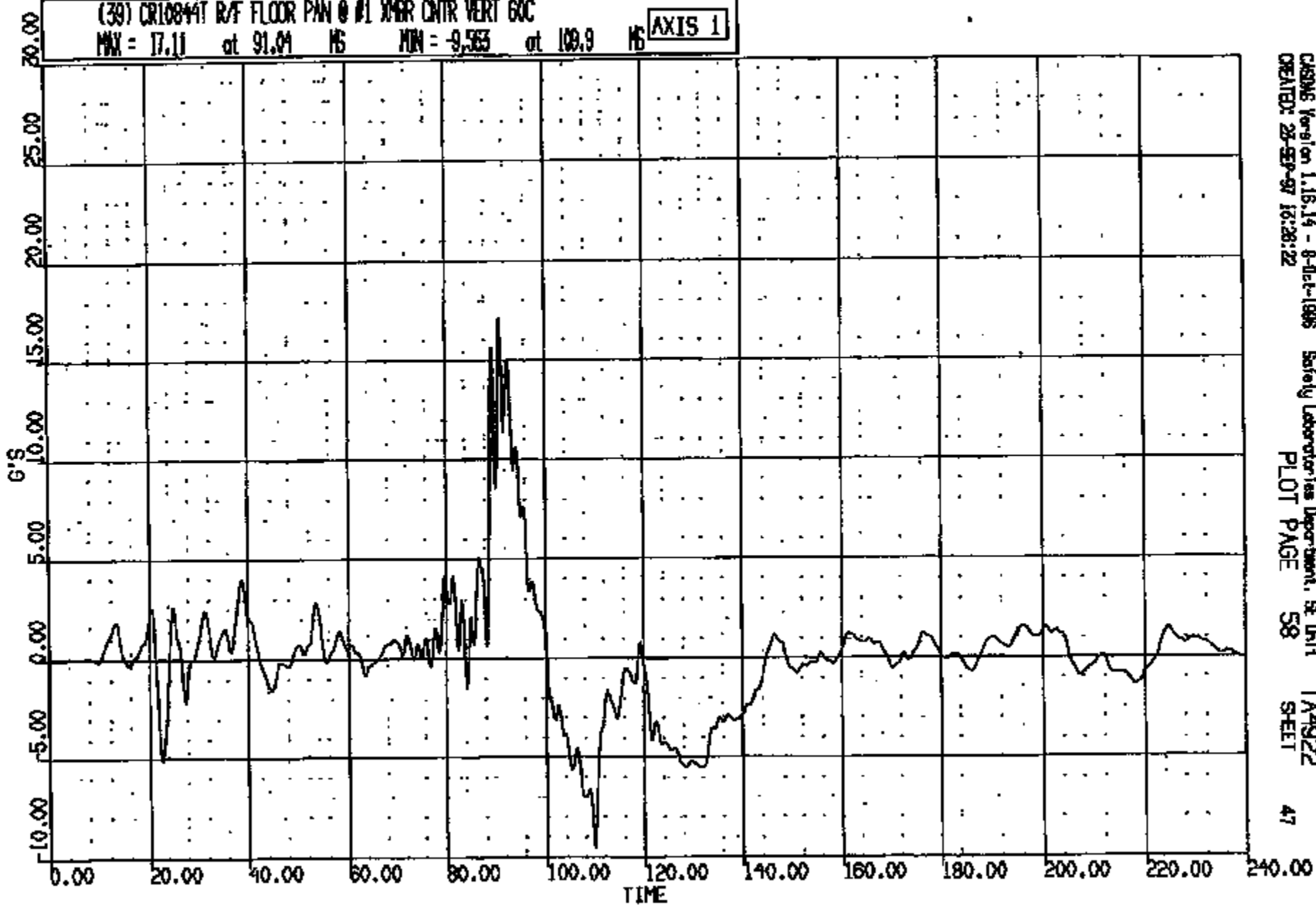
TA4922
SHEET

46

CRTS 0010844

CR: 10844 TO: TA4922 DATE: 970926 12:57:55
109X DN-101 UNKNOWN

(39) CR10844T R/F FLOOR PAN @ #1 XMR CNTR VERT GOC
MAX = 17.11 at 91.04 MS MIN = -9.563 at 109.9 MS **AXIS 1**

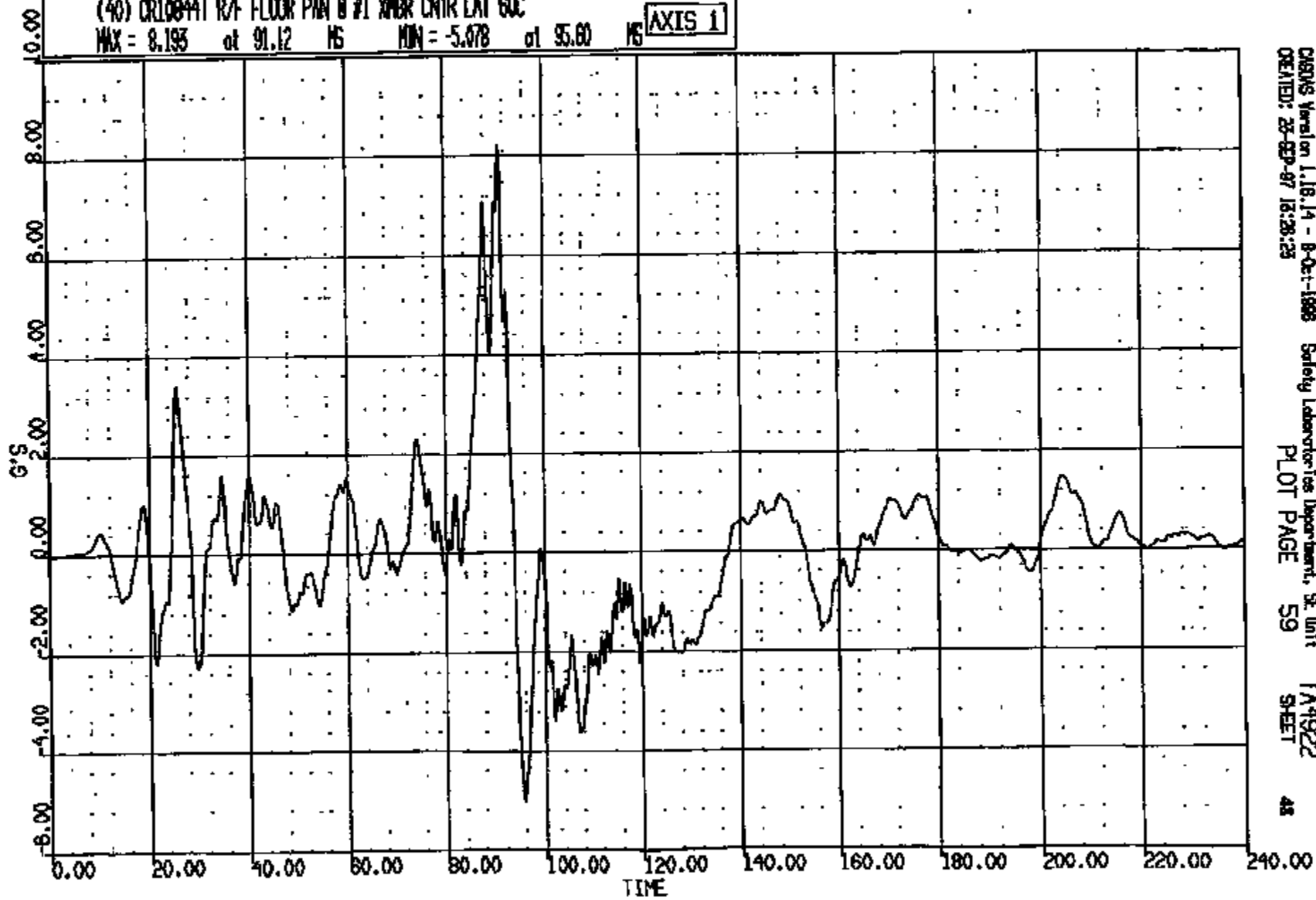


CRIS 0010844

CASMS Version 1.16.14 - 8-Jul-1996 Safety Laboratories Department, SE Utah TA4922
CREATED: 26-SEP-97 16:28:22 PLOT PAGE 58 SHEET 47

CR R: 10844 TO: TA4922 DATE: 870825 12:57:55
100X DN-101 UNKNOWN

(40) CR10844T R/F FLOOR PAN @ #1 XMR CNTR LAT 60C
MAX = 8.193 at 91.12 MS MIN = -5.078 at 95.60 MS **AXIS 1**



CRSUS Version 1.18.14 - 8-Oct-1988
CREATED: 23-SEP-87 12:28:25

Safety Laboratories Department, SE Unit
PLOT PAGE 59

TA4922
SHEET

48

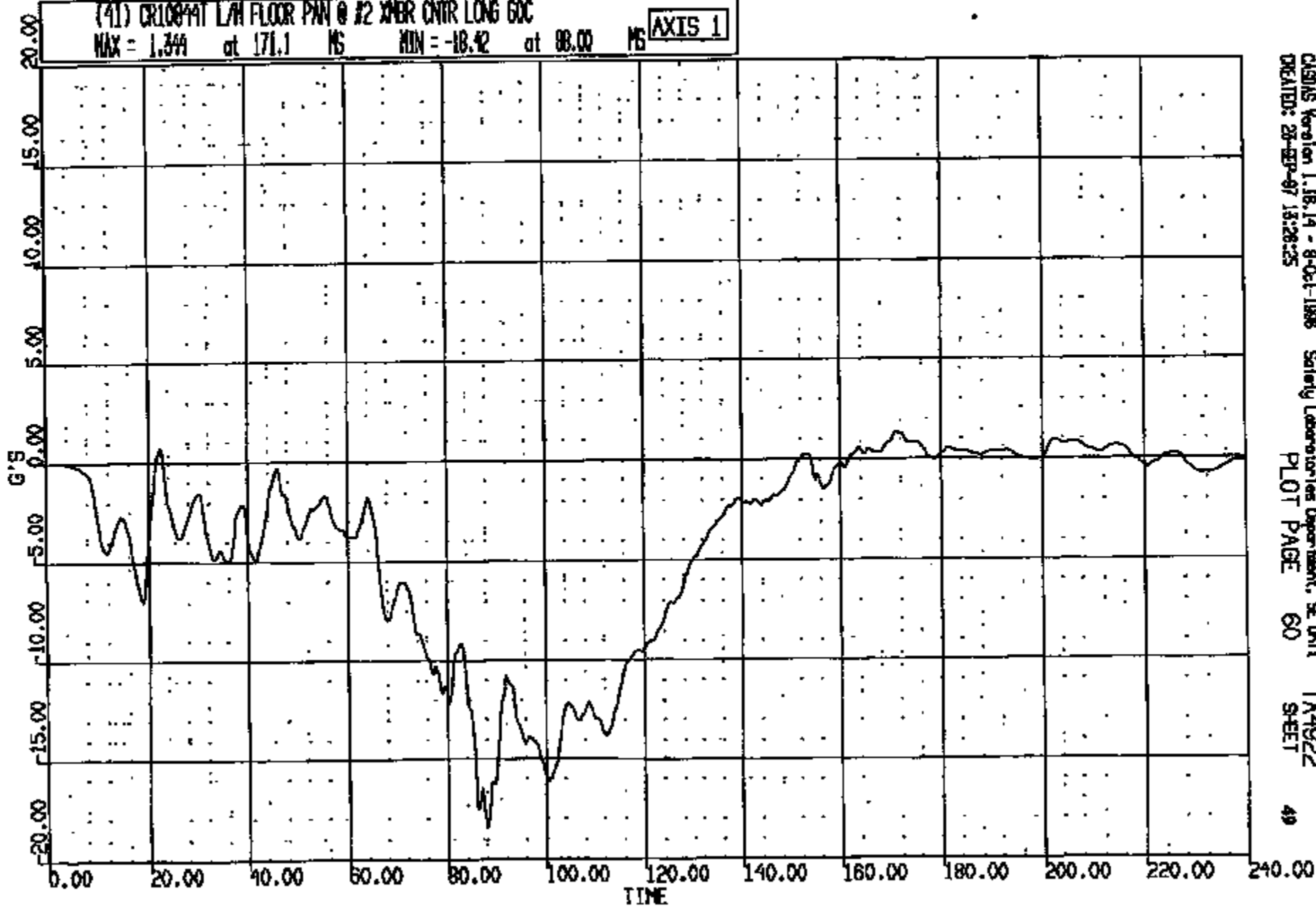
CRIS 0010844

LR R: 10844 TO: TA4922 DATE: 870823 12:57:53
189X DN-101 UNKNOWN

(41) CR10844T L/H FLOOR PAN @ #2 XMR CNTR LONG GDC

MAX = 1.344 at 171.1 MS MIN = -18.42 at 88.00 MS

AXIS 1



CRTS 0010844

CASIMS Version 1.18.14 - 8-Oct-1988
CREATED: 28-SEP-87 13:28:25

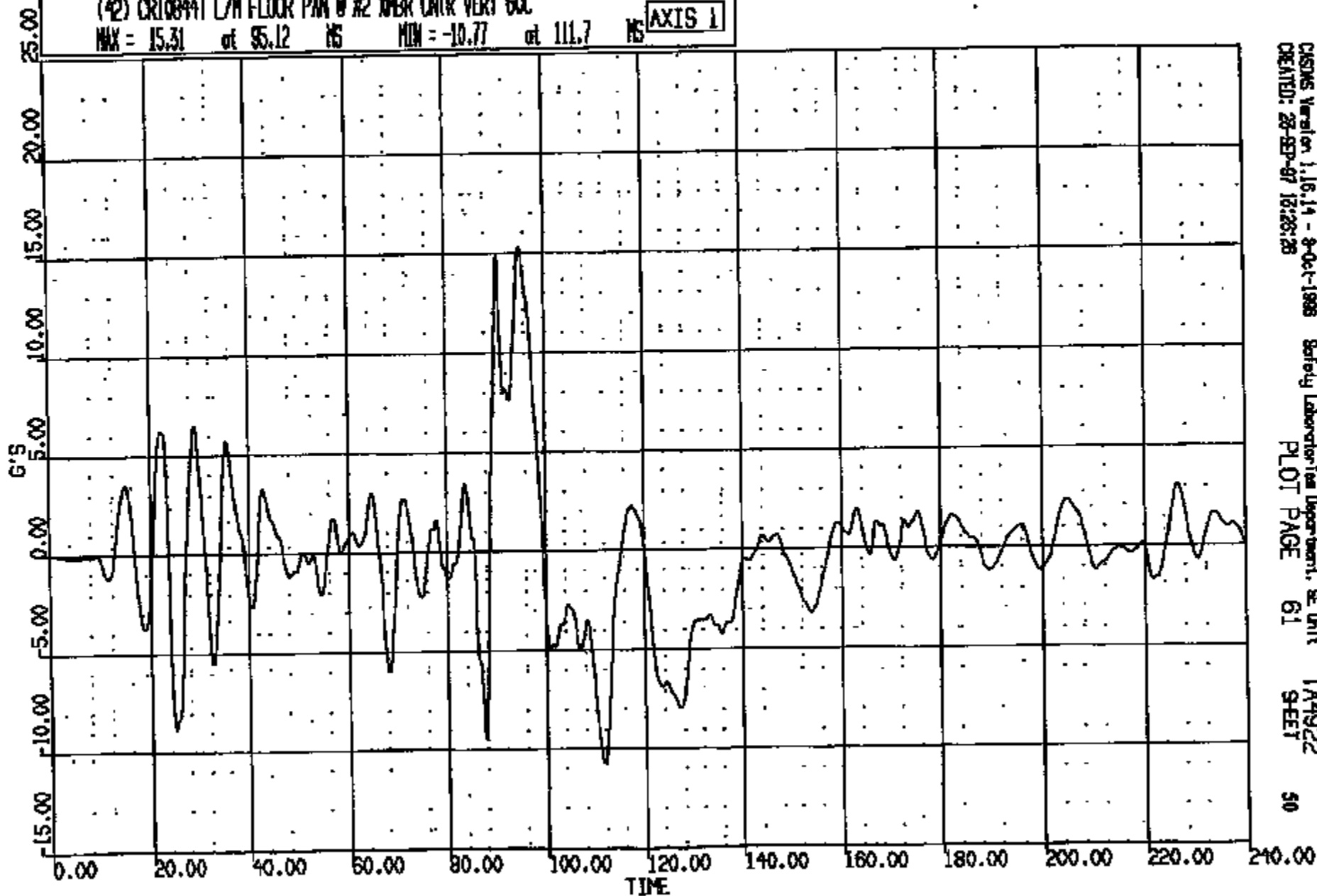
Safety Laboratories Department, SE Unit
PLOT PAGE 60

TA4922
SHEET

49

C/R R: 10844 TO: TA4922 DATE: 870928 12:57:55
108X DN-101 UNKNOWN

(42) CR10044T L/H FLOOR PAN @ #2 W/BR CNTR VERT 60C
MAX = 15.31 at 35.12 MS MIN = -10.77 at 111.7 MS **AXIS 1**



CRS Version 1.16.14 - 8-Oct-1988
CREATED: 28-SEP-87 12:28:28

Safety Laboratory Department, SE Unit
PLOT PAGE 61

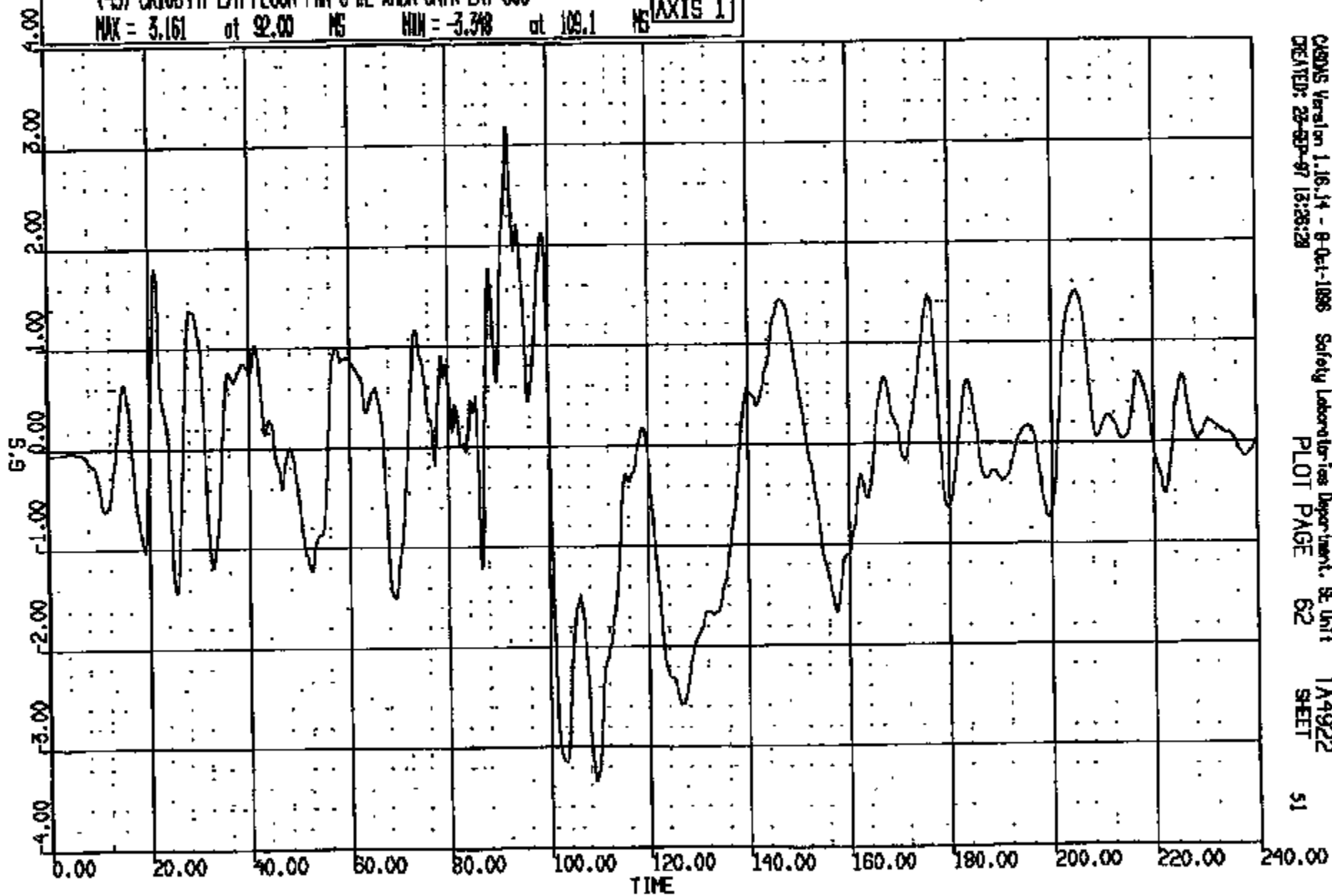
TA4922
SHEET

50

CRIS 0010844

CR R: 10844 TO: TA4922 DATE: 870623 12:57:55
199X DN-101 UNKNOWN

(43) CR10844T L/N FLOOR P/W @ #2 XMR CNTR LAT 60C
MAX = 3.161 at 92.00 MS MIN = -3.398 at 109.1 MS **AXIS 1**



CRS Version 1.16.14 - 8-Oct-1988
CREATED: 23-SEP-87 13:28:29

Safety Laboratories Department, SE Unit
PLOT PAGE 62

TA4922
SHEET

51

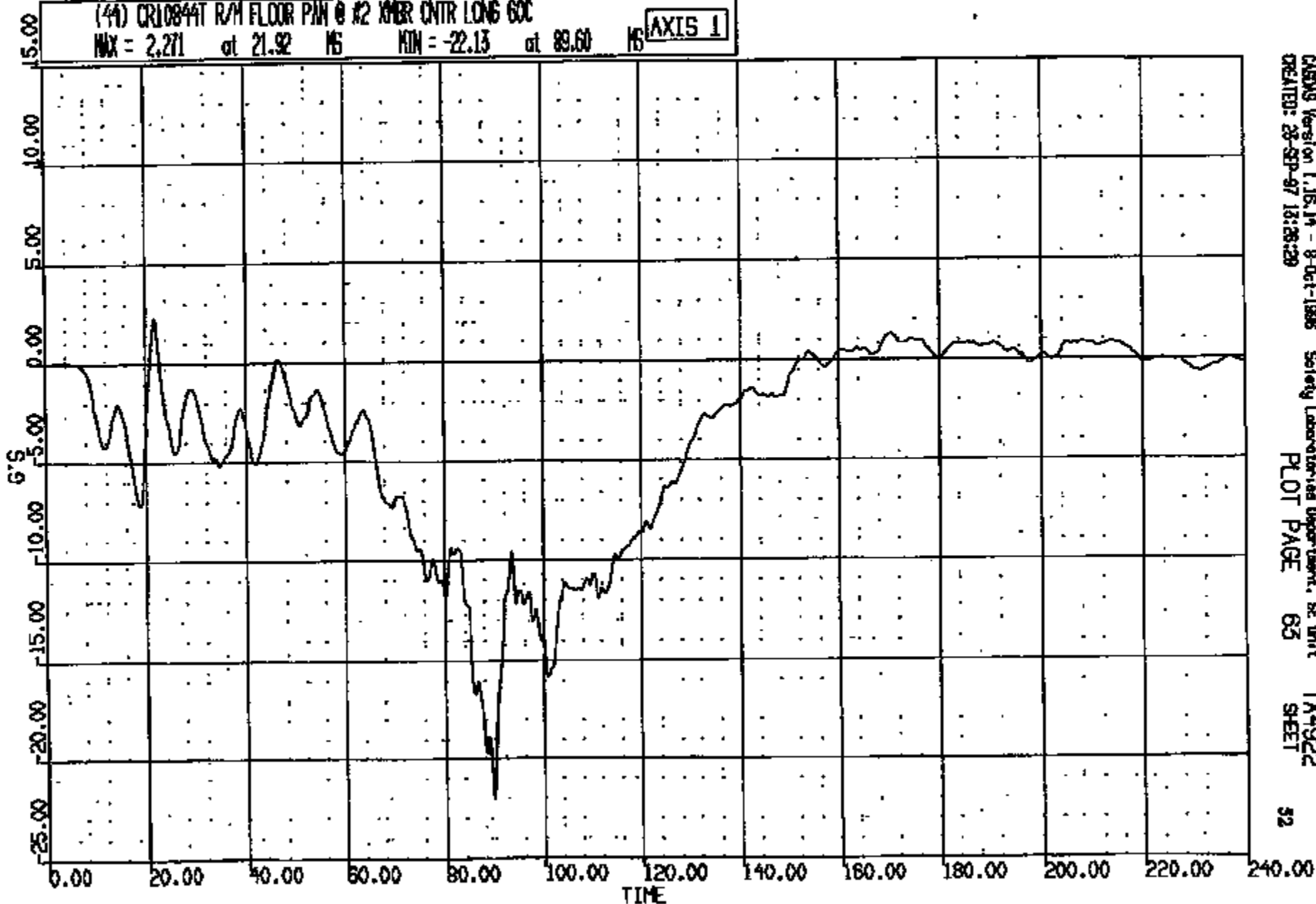
CRIS 0010844

CR R = 10844 TD: TA4922 DATE: 870825 12:57:55
100X ON-101 UNKNOWN

(44) CR10844T R/M FLOOR PIN @ #2 KMR CNTR LONG 60C

MAX = 2.271 at 21.92 MS MIN = -22.13 at 89.60 MS

AXIS 1



CRIS 0010844

CADDS Version 1.16.14 - 8-Oct-1986
CREATED: 28-SEP-87 13:28:29

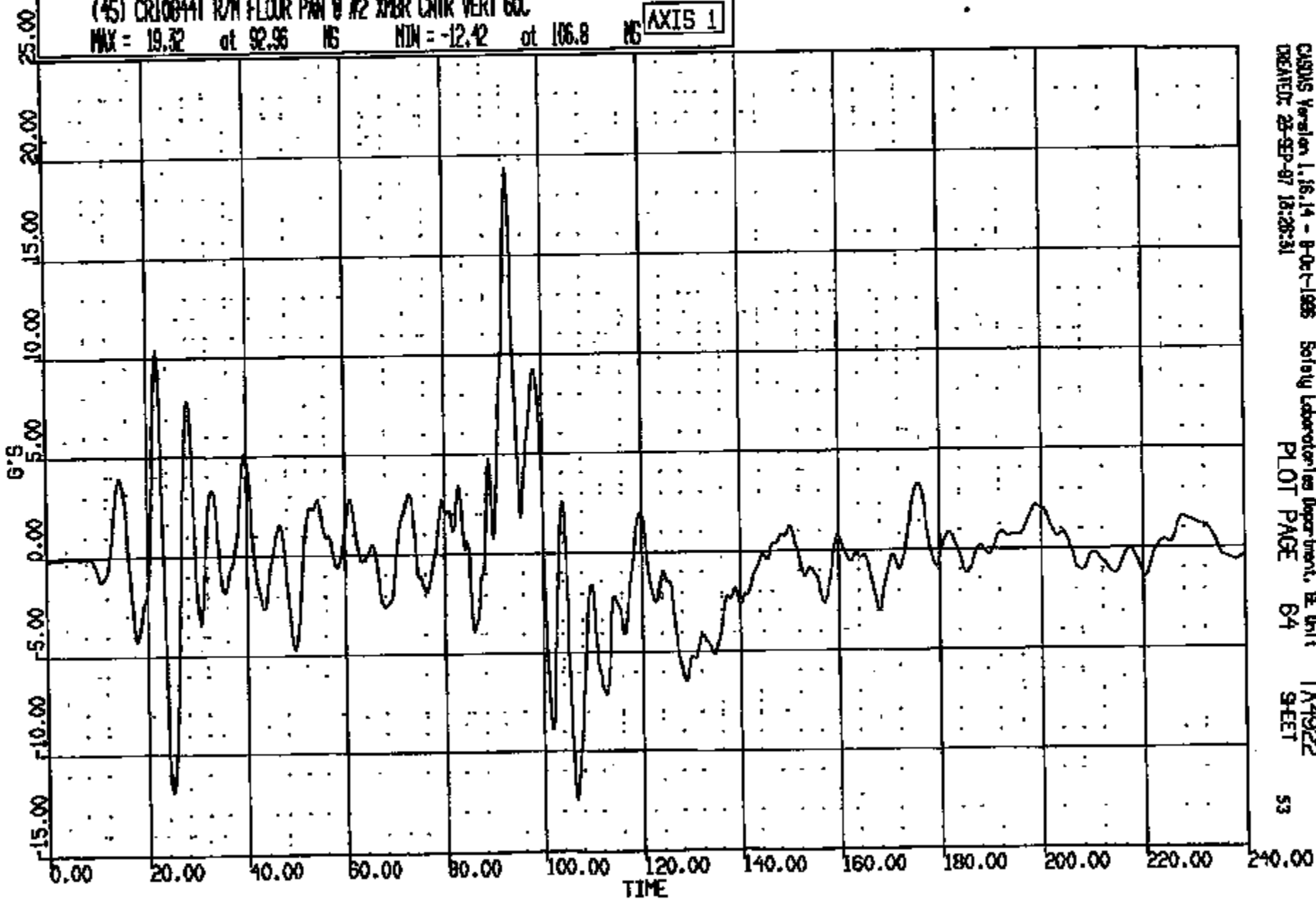
Safety Laboratories Department, SE Unit
PLOT PAGE 65

TA4922
SHEET

52

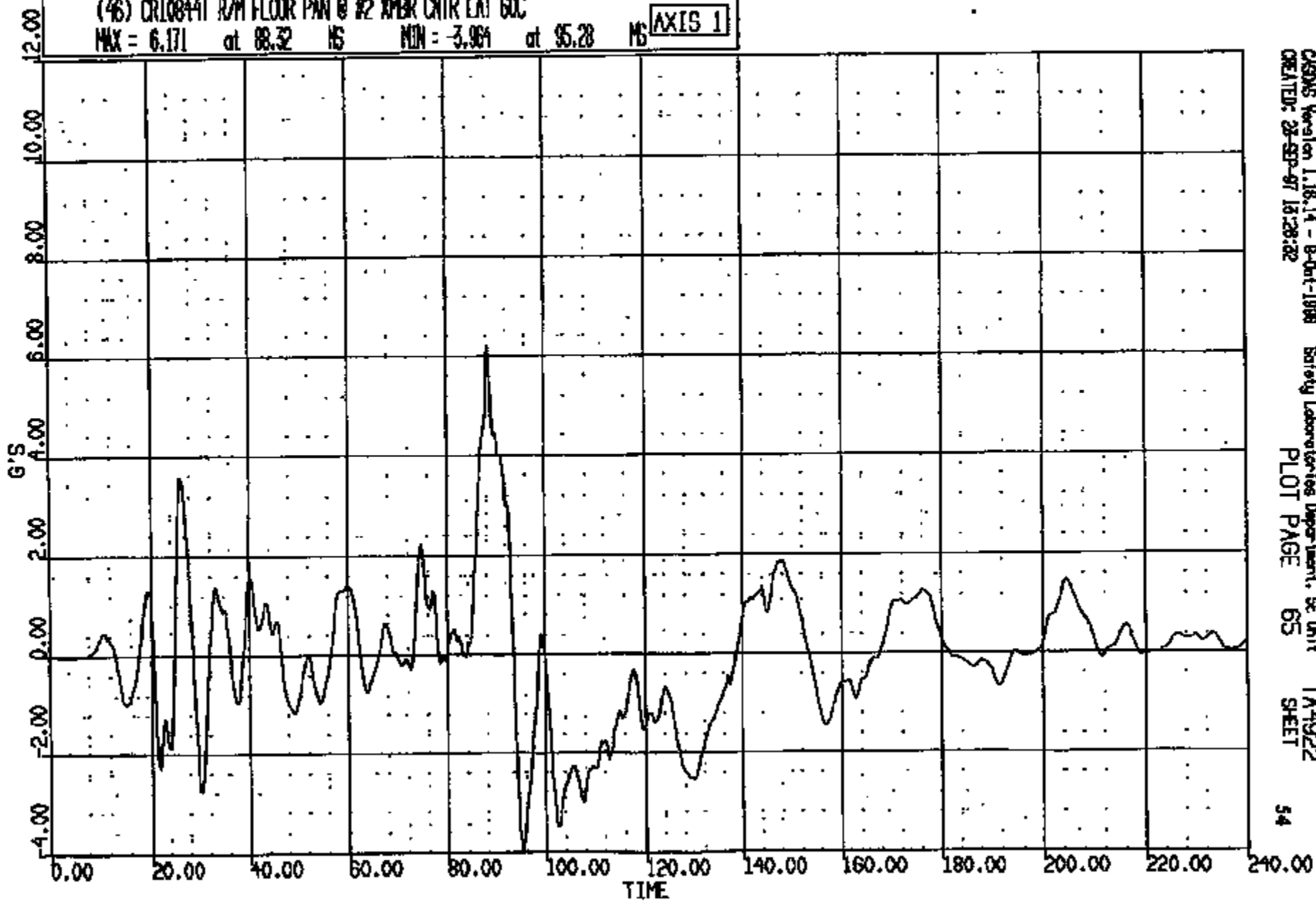
CR R: 10844 TO: TA4922 DATE: 070920 12:57:55
100X DN-101 UNKNOWN

(45) CR10044T R/M FLOOR PAN @ #2 XBR CNTR VERT 60C
MAX = 19.32 at 92.96 NS MIN = -12.42 at 106.8 NS **AXIS 1**



CR R: 10844 TO: TA4922 DATE: 070925 12:57:55
100X DN-101 UNKNOWN

(46) CR10844T R/M FLOOR PAN @ R2 XMR CNTR LAT 60C
MAX = 6.171 at 08.32 MS MIN = -3.964 at 95.28 MS **AXIS 1**



CRSAS Version 1.18.14 - 8-Oct-1988 Safety Laboratories Department, SE Unit TA4922
CREATED: 25-SEP-97 15:28:22 PLOT PAGE 65 SHEET 54

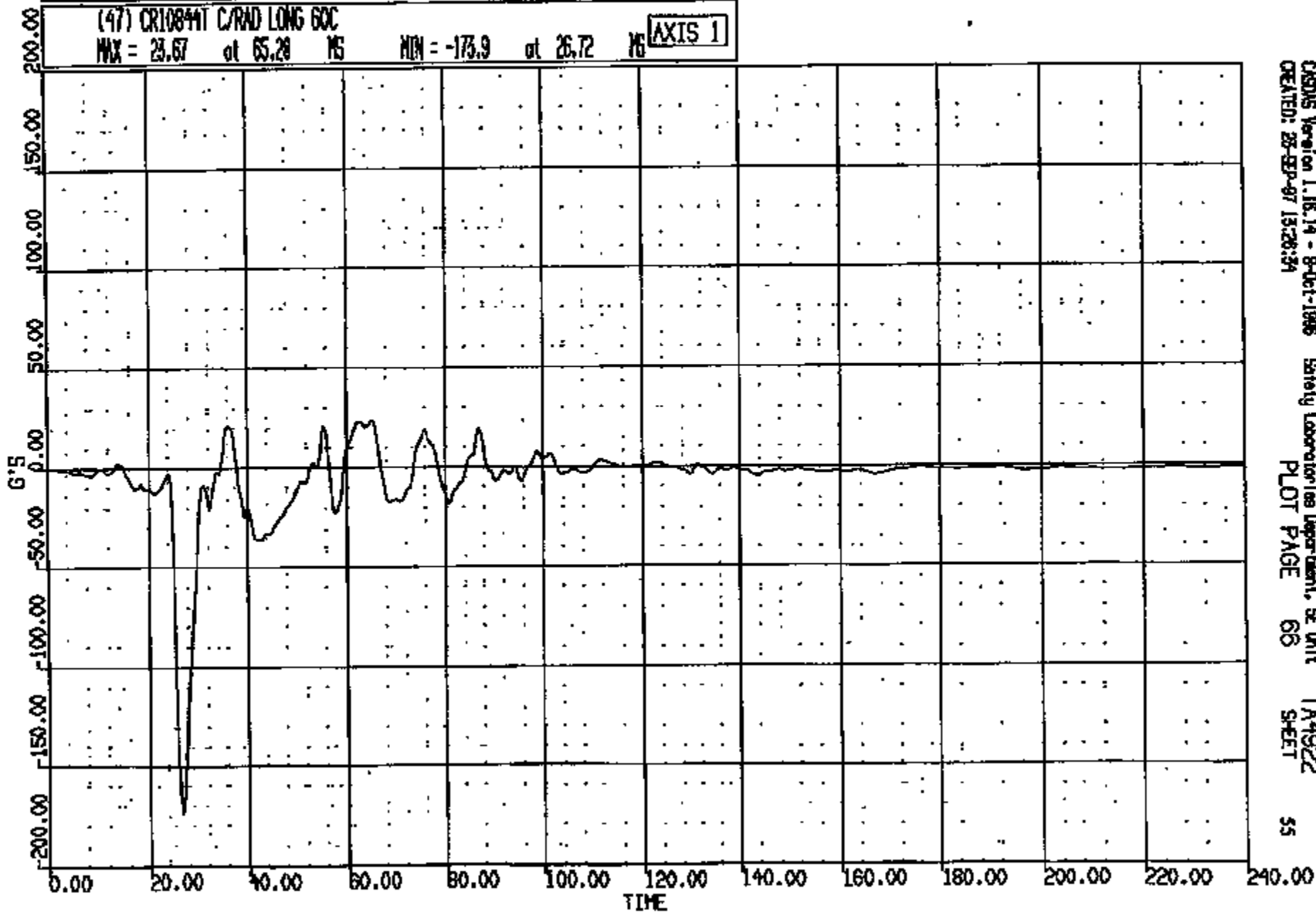
CRIS 0010844

CR R: 10844 TO: TA922 DATE: 970923 12:57:55
100X DN-101 UNKNOWN

(47) CR10844T C/RAD LONG GOC

MAX = 23.67 at 65.28 MS MIN = -173.9 at 26.72 MS

AXIS 1



CASIMS Version 1.16.14 - 9-01-1996
CREATED: 25-SEP-97 13:28:34

Safety Laboratories Department, SE Unit

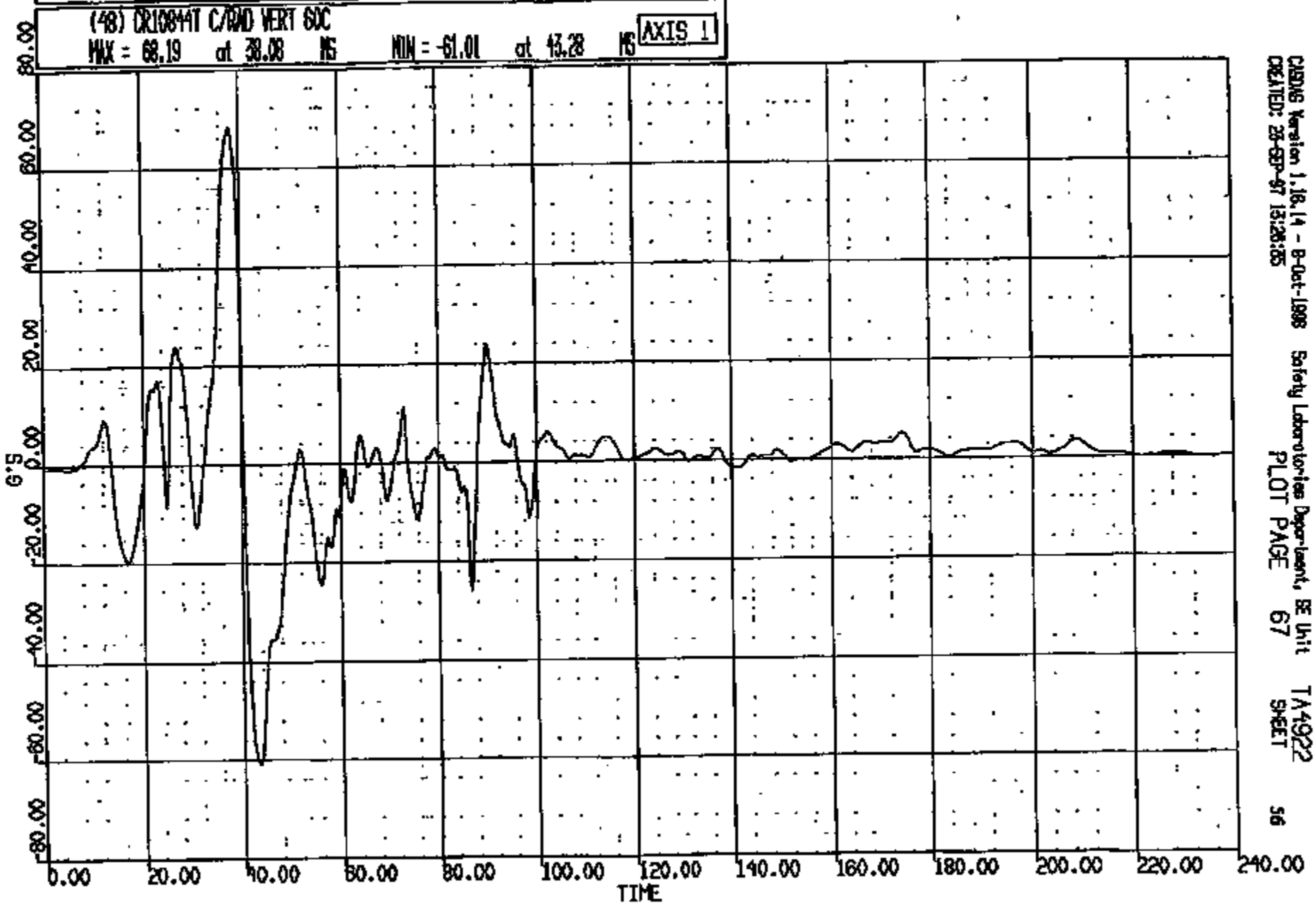
PLOT PAGE 66

TA922
SHEET

55

CRIS 0010844

CR #: 10844 TO: TA4922 DATE: 970923 12:57:55
189X DN-101 UNKNOWN

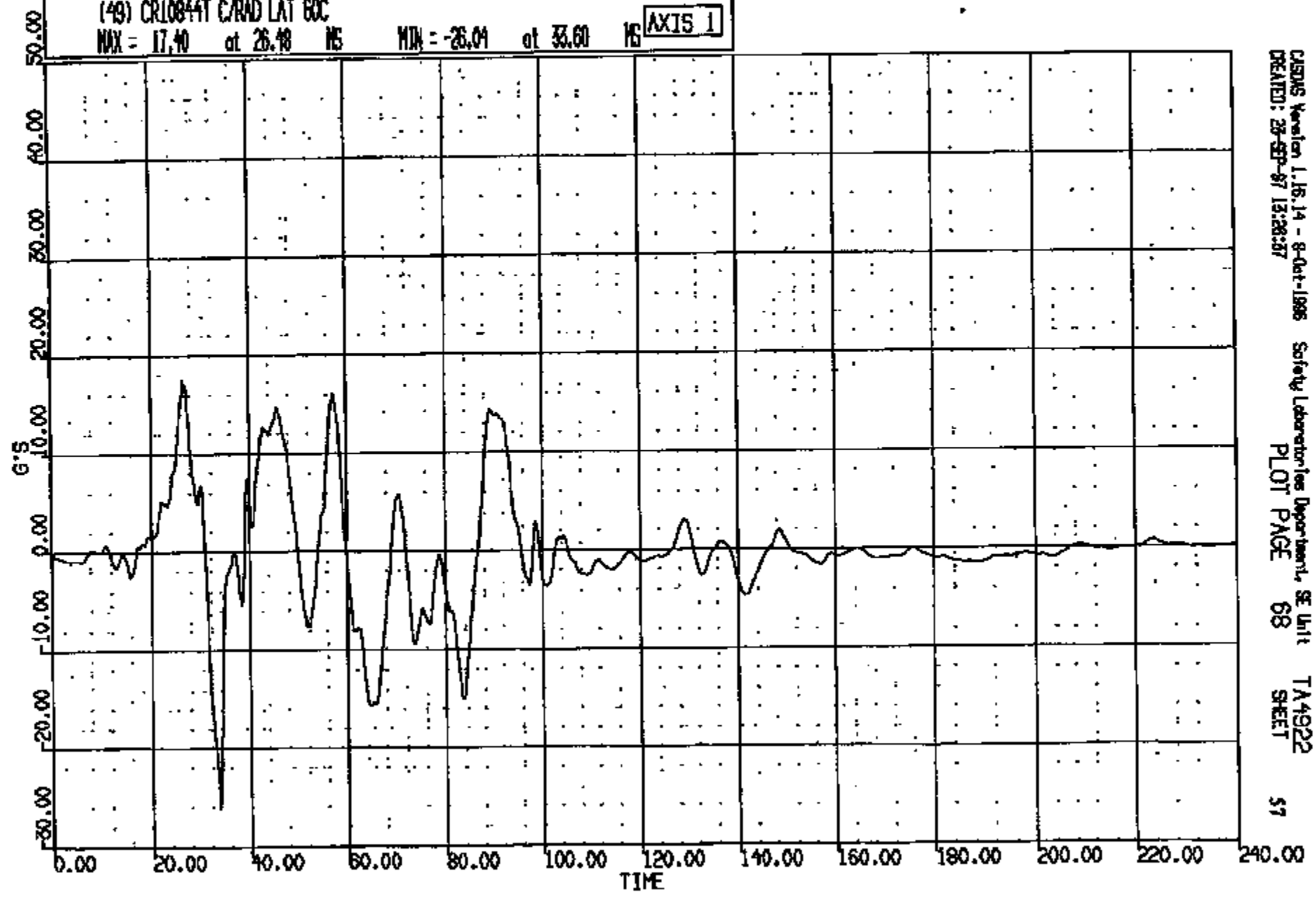


CRSING Version 1.16.14 - 8-Oct-1998 Safety Laboratories Department, SE Unit TA4922
CREATED: 28-SEP-97 13:28:55 PLOT PAGE 67 SHEET 56

CRTS 0010844

CR R: 10844 TO: TA4922 DATE: 870923 12:57:55
100X DN-101 UNKNOWN

(49) CR10844T C/RAD LAT 60C
MAX = 17.40 at 26.40 MS MIN = -26.04 at 33.60 MS AXIS 1

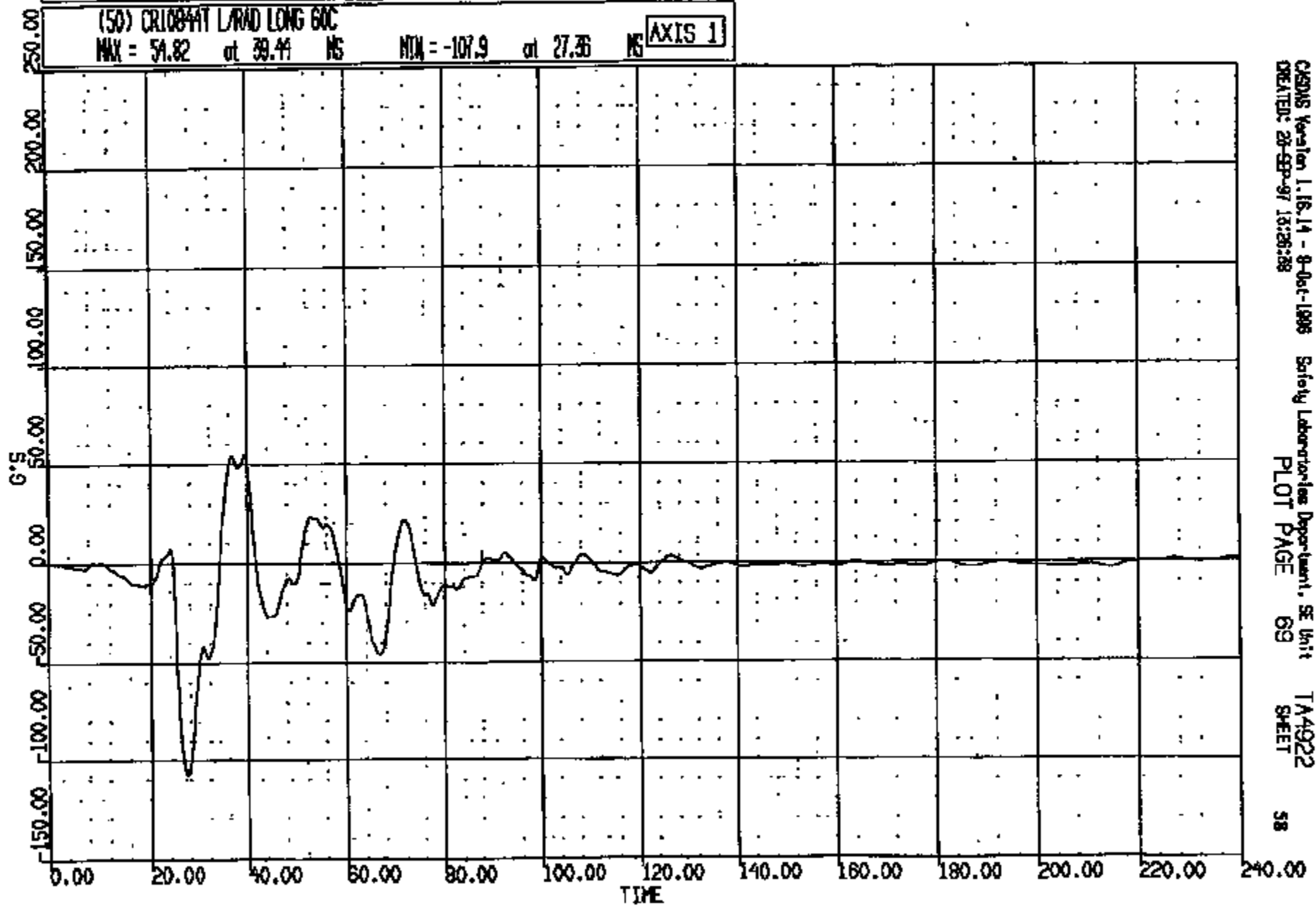


CASIMS Version 1.15.14 - 8-Oct-1986 Safety Laboratories Department, SE Unit TA4922
CREATED: 23-SEP-87 13:28:57 PLOT PAGE 68 SHEET 57

CRTS 0010844

CR R: 10844 TO: TA4922 DATE: 870928 12:57:55
198X DN-101 UNKNOWN

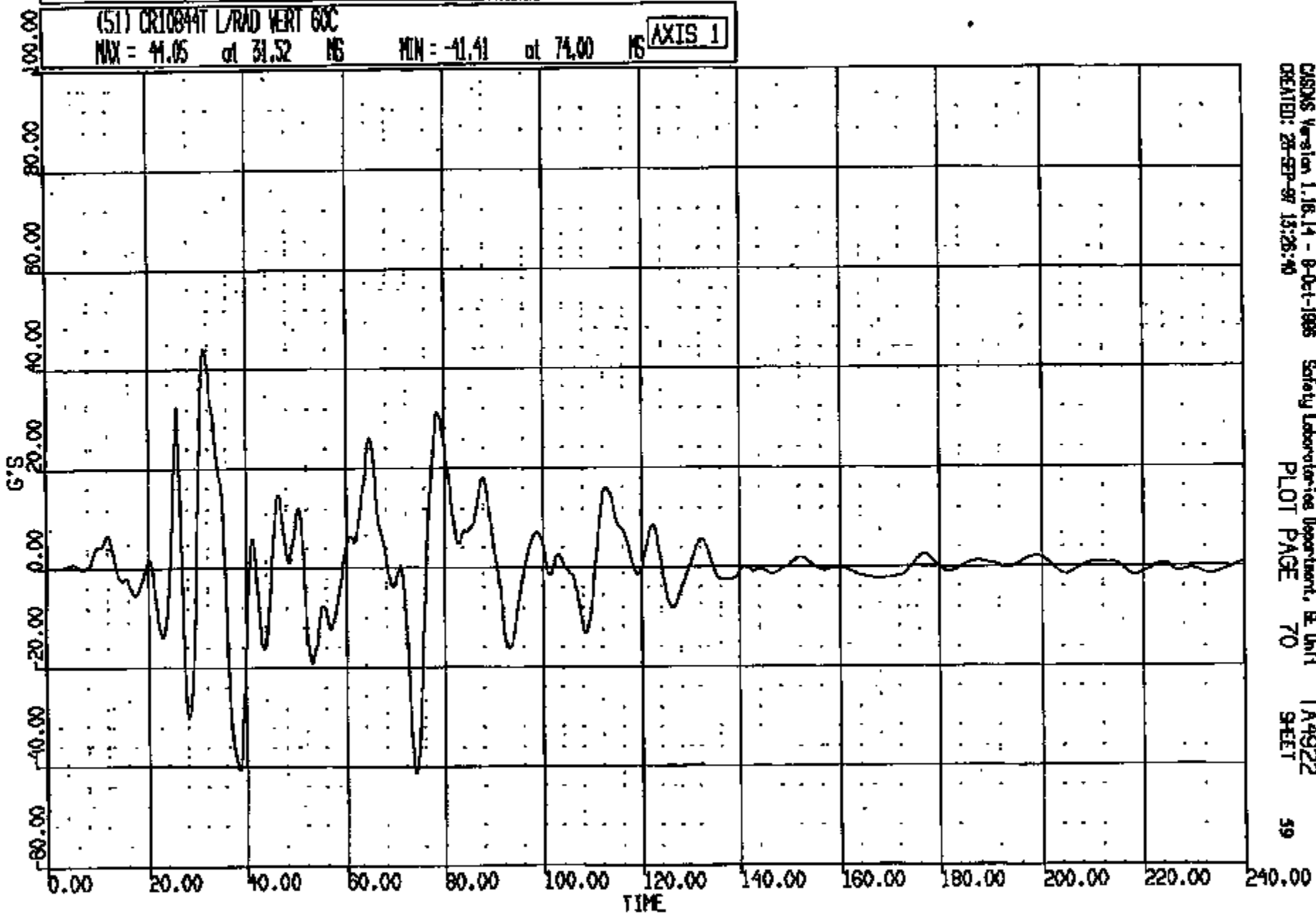
(50) CR10844T L/RAD LONG 60C
MAX = 51.82 at 39.44 NS MIN = -107.9 at 27.35 NS **AXIS 1**



CASMS Version 1.16.14 - 8-Oct-1988 Safety Laboratories Department, SE Unit
CREATED: 28-SEP-97 18:26:28 PLOT PAGE 69 TA4922 SHEET 58

CRIS 0010844

CR R: 10844 TO: TA4922 DATE: 870823 12:57:55
199X DN-101 UNKNOWN

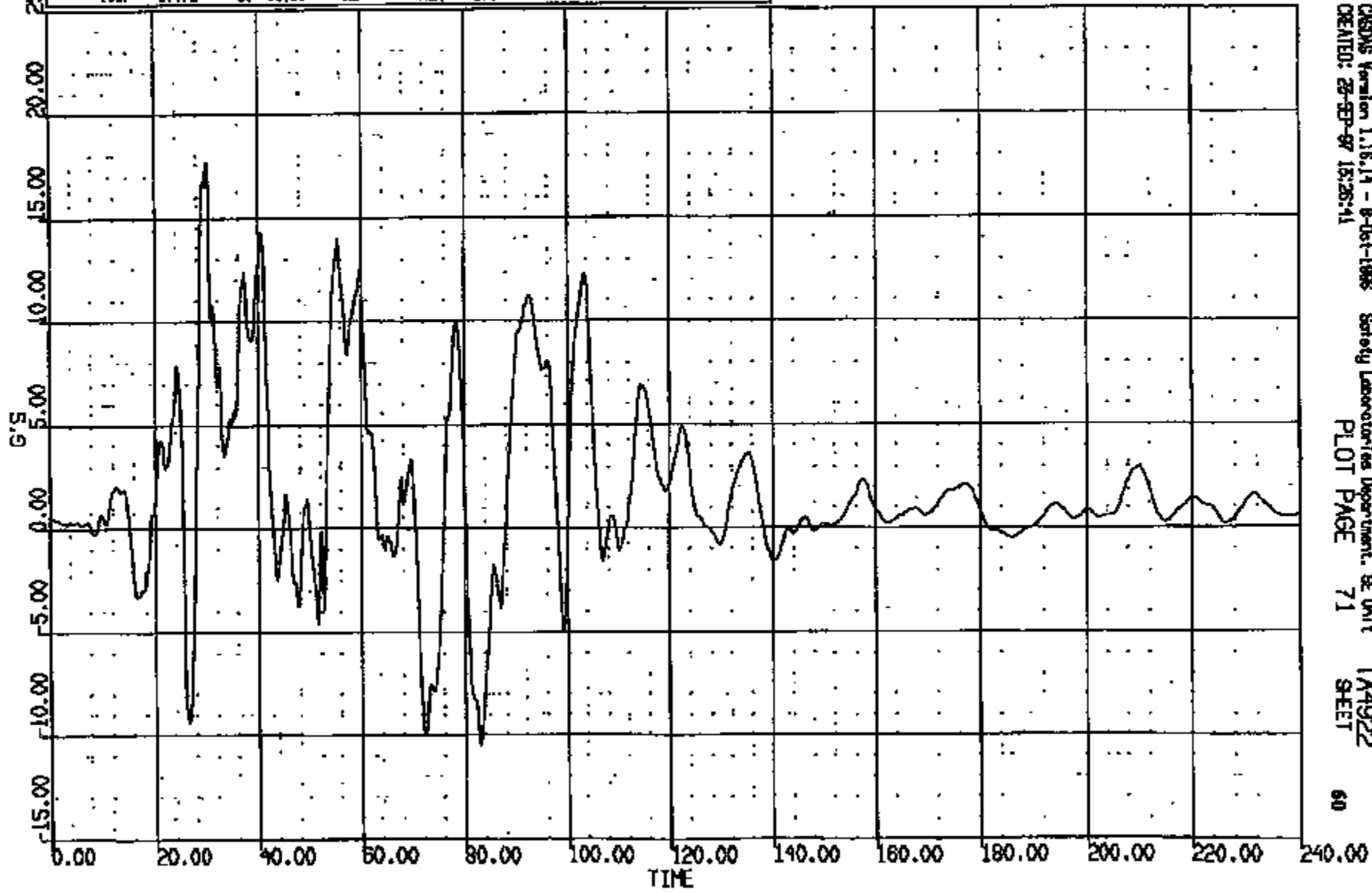


CRISMS Version 1.18.14 - 8-Oct-1995 Safety Laboratories Department, E Unit
CREATED: 28-SEP-97 13:28:40 PLOT PAGE 70 SHEET 59

CRIS 0010844

CR R: 10844 TO: TA4922 DATE: 970925 12:57:55
188X DN-101 UNKNOWN

(52) CR10844T L/R/D LAT GDC
MAX = 17.71 at 39.08 MS MIN = -10.47 at 83.04 MS **AXIS 1**

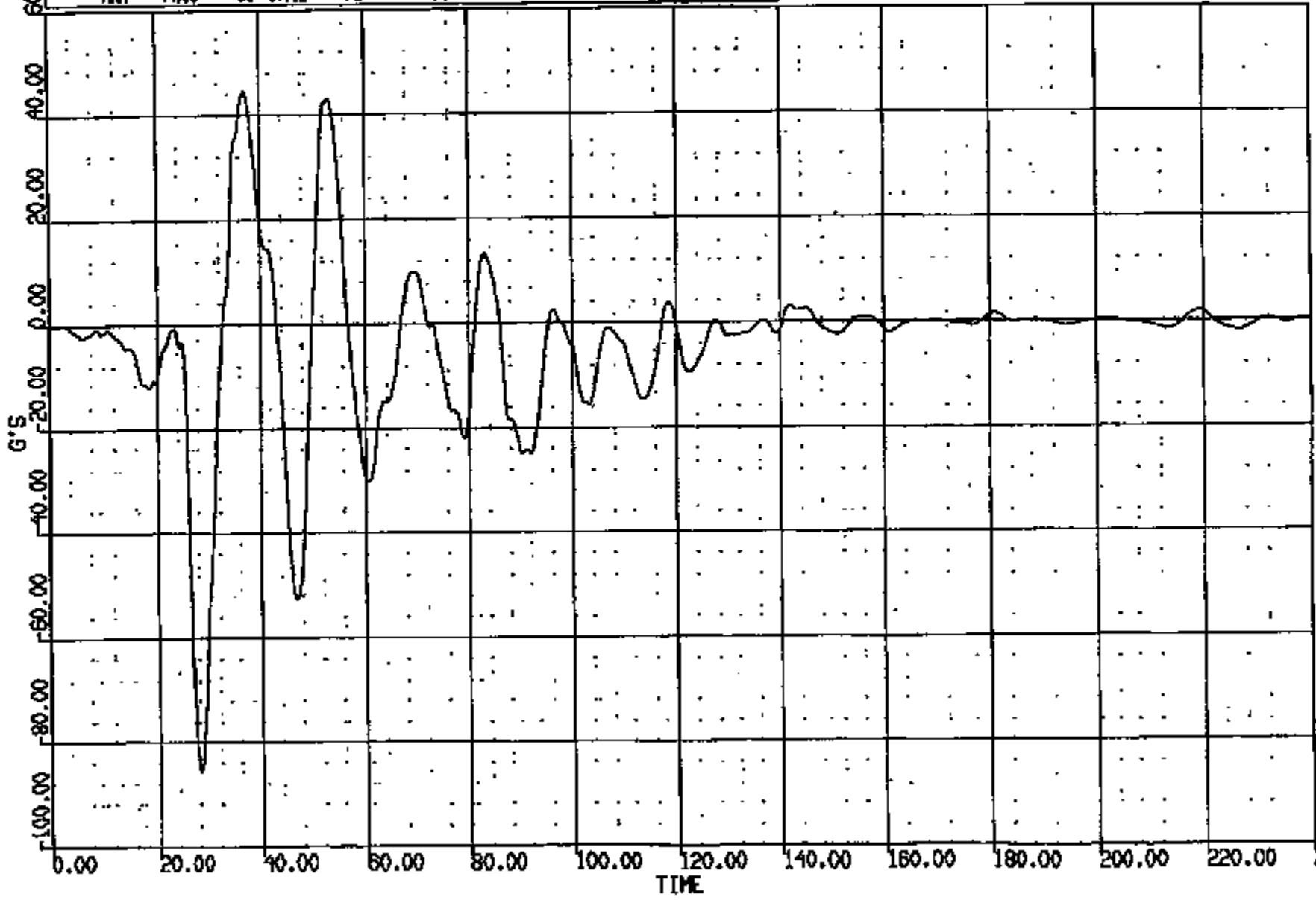


CASDS Version 1.15.14 - 8-Oct-1996 Safety Laboratories Department, SE Unit TA4922
CREATED: 25-SEP-97 15:25:41 PLOT PAGE 71 SHEET 60

CRTS 0010844

CR R: 10844 TO: TA4922 DATE: 970923 12:57:55
198X DN-101 UNKNOWN

(53) CR10844T R/RAD LONG 60C
MAX = 44.00 at 37.12 MS MIN = -65.45 at 28.00 MS **AXIS 1**

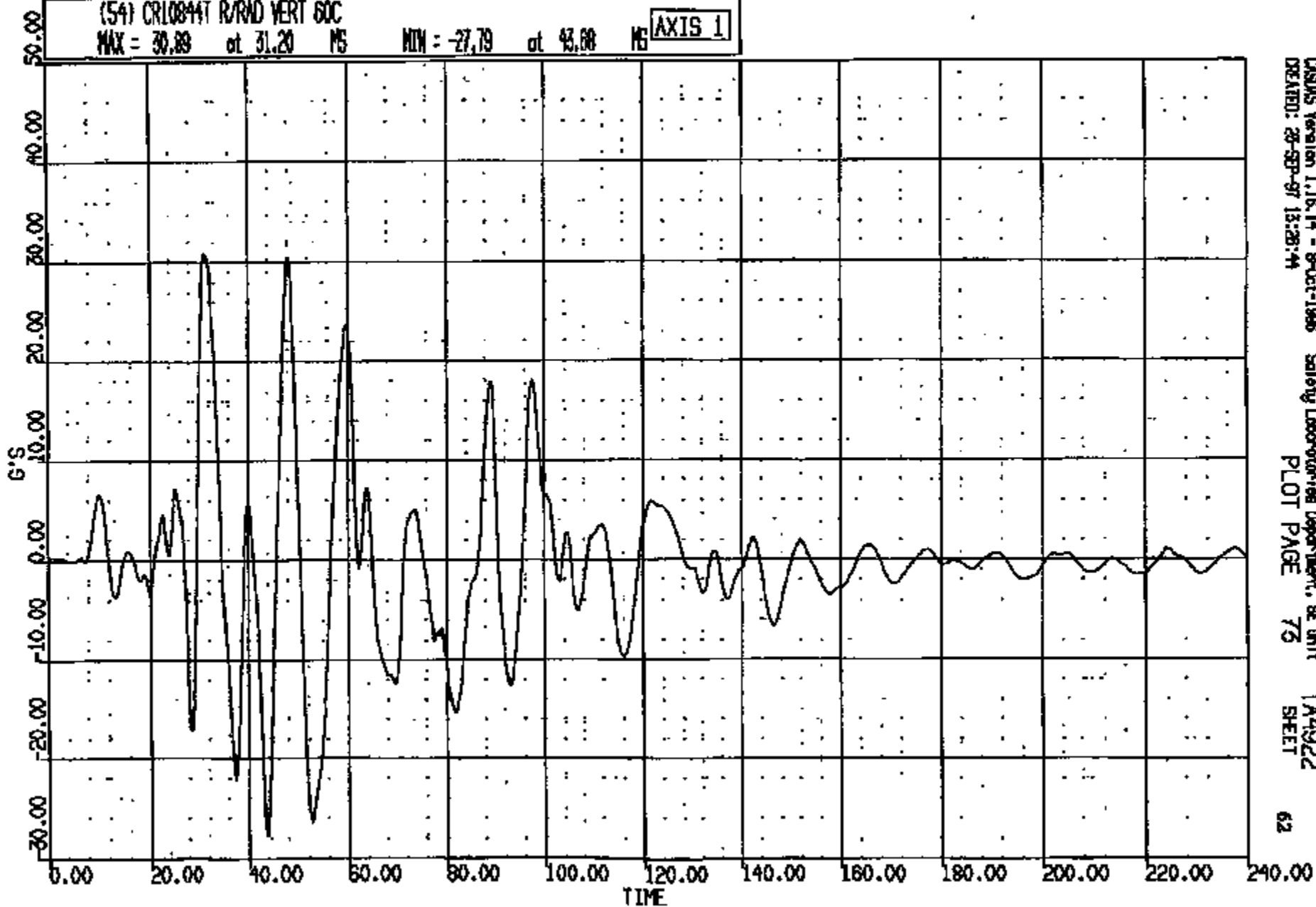


CASYS Version 1.18.14 - 8-Oct-1996 Safety Laboratories Department, SE Unit TA4922
CREATED: 23-SEP-97 12:28:45 PLOT PAGE 72 SHEET 61

CRIS 0010844

CR R: 10844 TO: TA4922 DATE: 870923 12:57:55
189X DN-101 UNKNOWN

(54) CR10844T R/RND VERT 60C
MAX = 30.89 at 31.20 MS MIN = -27.79 at 43.68 MS **AXIS 1**



CRTS 0010844

CASMS Version 1.16.14 - 8-Oct-1986
CREATED: 23-SEP-87 13:28:44

Safety Laboratories Department, SE Unit
PLOT PAGE 76

TA4922
SHEET

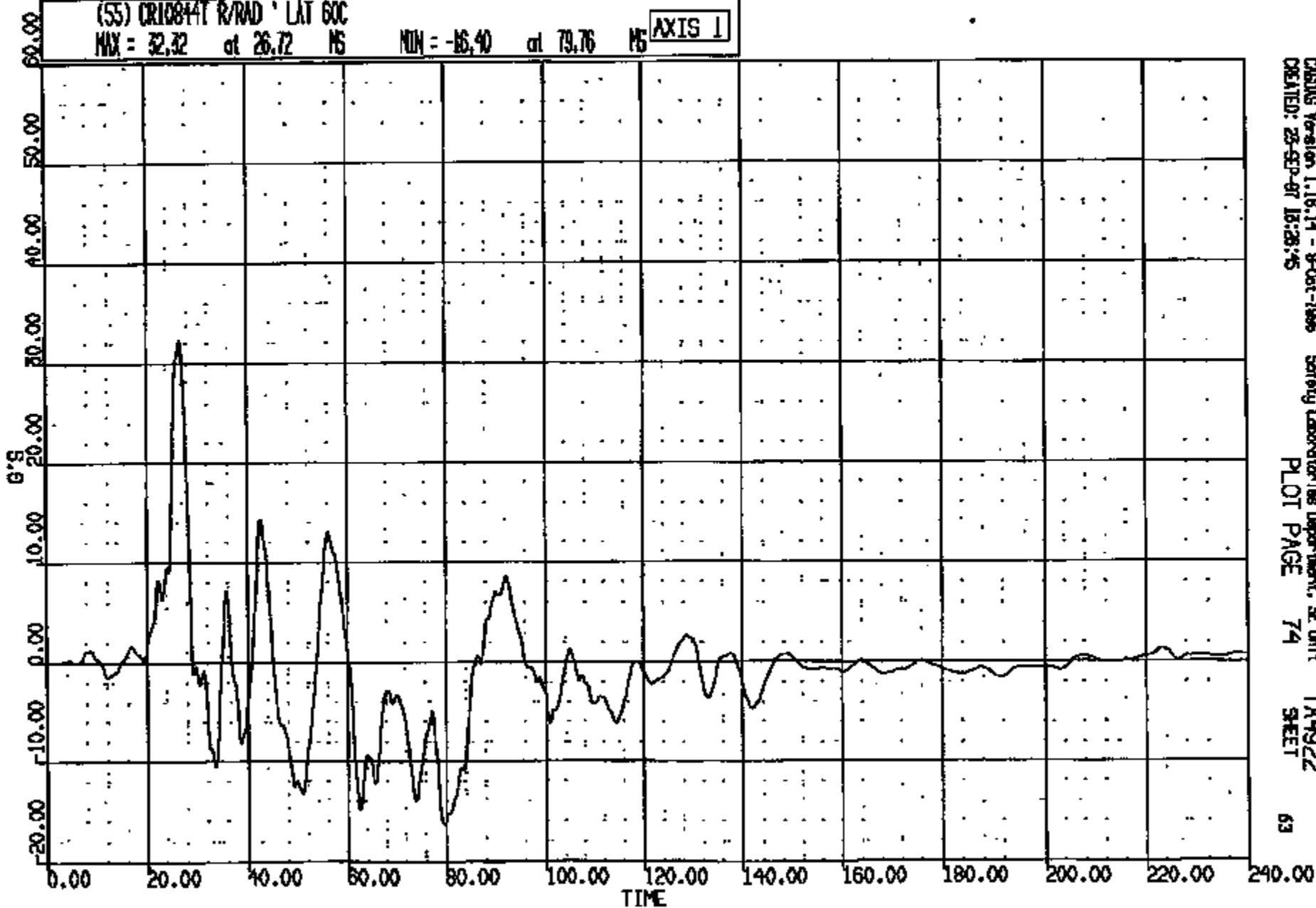
62

CR R: 10844 TO: TA4922 DATE: 070925 12:57:55
199X ON-101 UNKNOWN

(SS) CR10844T R/RAD ' LAT 60C

MAX = 32.32 at 26.72 MS MIN = -16.40 at 79.76 MS

AXIS 1



CASDIS Version 1.16.14 - 8-Oct-1995
CREATED: 25-SEP-97 15:28:45

Safety Laboratory Department, SE Unit

PLOT PAGE 74

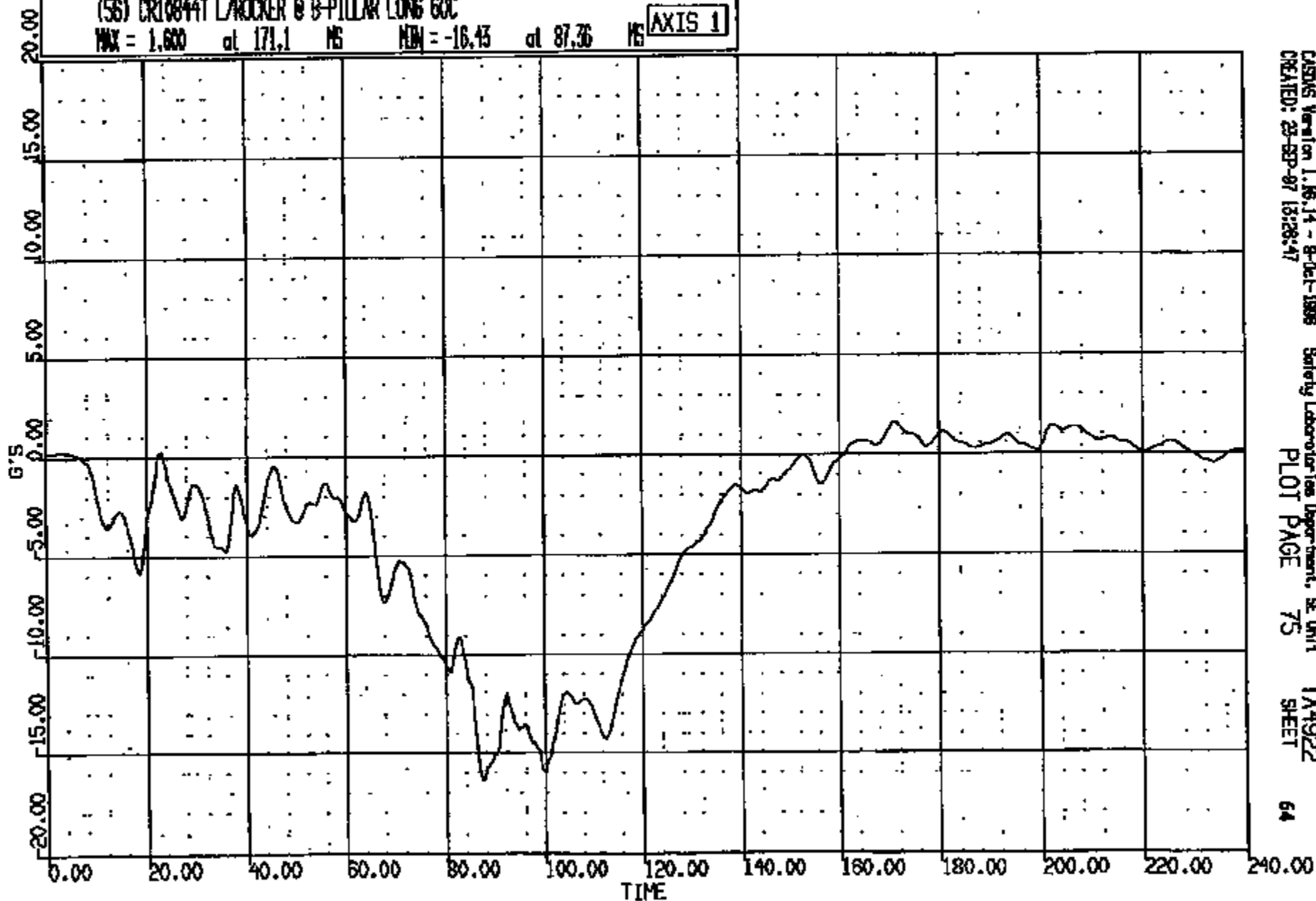
TA4922

SHEET 63

CRTS 0010844

CR#: 10844 TO: TA4922 DATE: 970928 12:57:56
189X DN-101 UNKNOWN

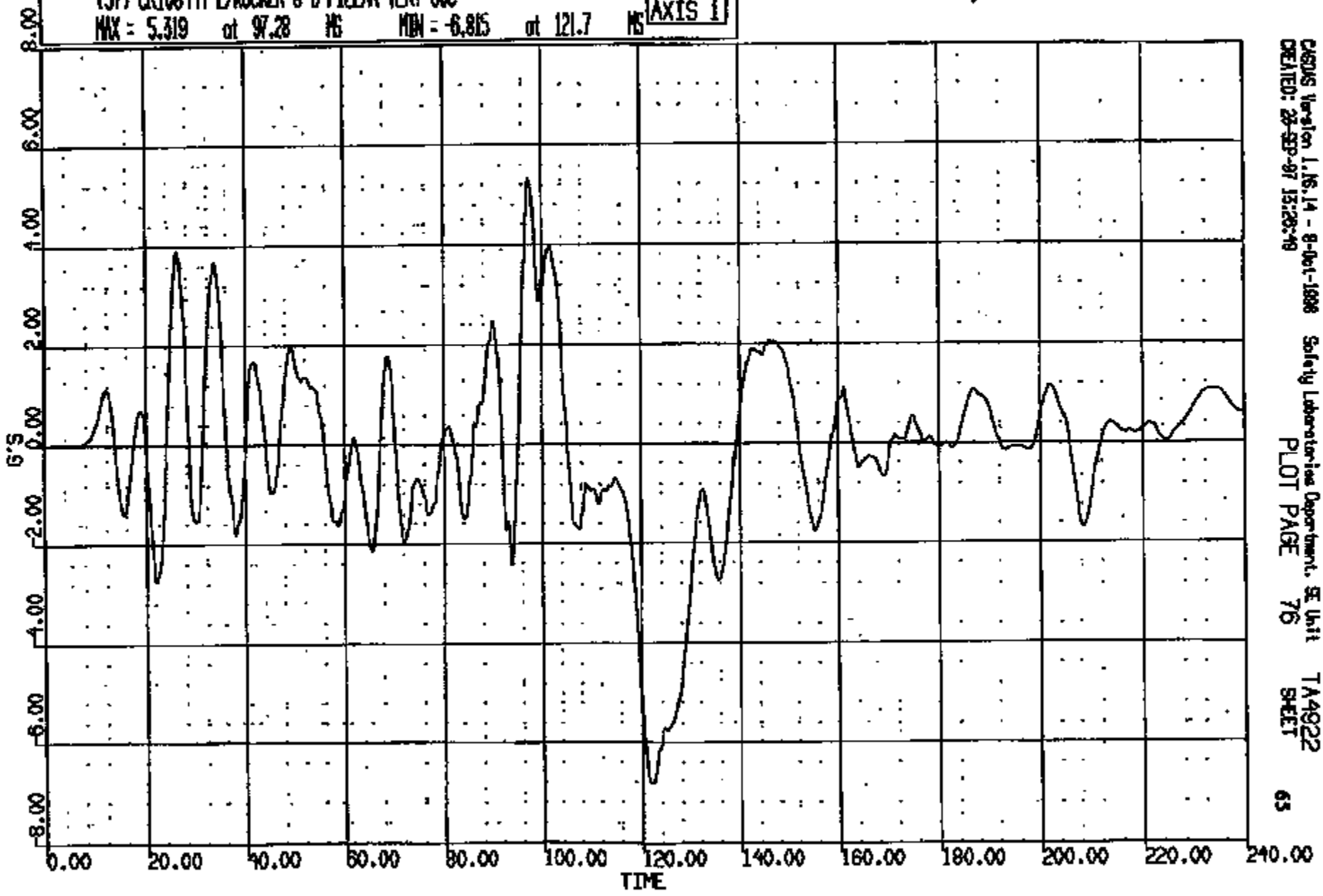
(56) CR108441 L/ROCKER @ B-PILLAR LONG GOC
MAX = 1.600 at 171.1 MS MIN = -16.45 at 87.36 MS **AXIS 1**



CRTS 0010844

U R: 10844 TO: TA4922 DATE: 070025 12:57:58
100X DN-101 UNKNOWN

(57) CR10844T L/ROCKER @ B-PILLAR VERT 60C
MAX = 5.319 at 97.28 MS MIN = -6.815 at 121.7 MS **AXIS 1**



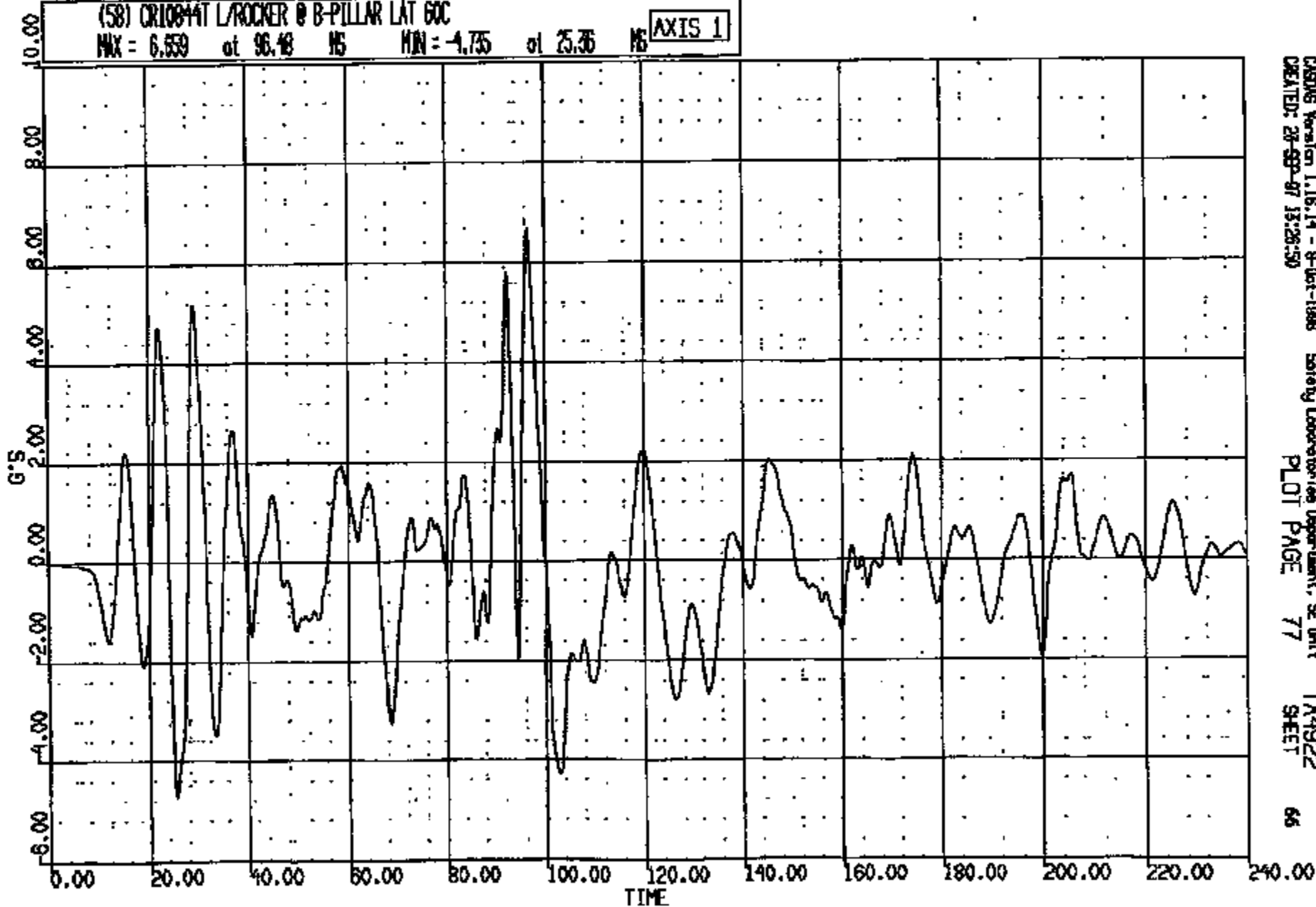
CASUS Wagon 1, No. 14 - 8-001-1888 Safety Laboratories Department, SE Unit TA4922
CREATED: 25-SEP-97 15:28:49 PLOT PAGE 76 SHEET 65

CRTS 0010844

CR R: 10844 TO: TA4922 DATE: 970925 12:57:55
198X DN-101 UNKNOWN

(58) CR10844T L/ROCKER @ B-PILLAR LAT 60C

MAX = 6.559 at 96.48 MS MIN = -4.735 at 25.35 MS **AXIS 1**



CRTS 0010844

CASMS Version 1.16.14 - 8-Oct-1988
CREATED: 28-SEP-87 13:26:50

Safety Laboratories Department, SE Unit
PLOT PAGE 77

TA4922
SHEET

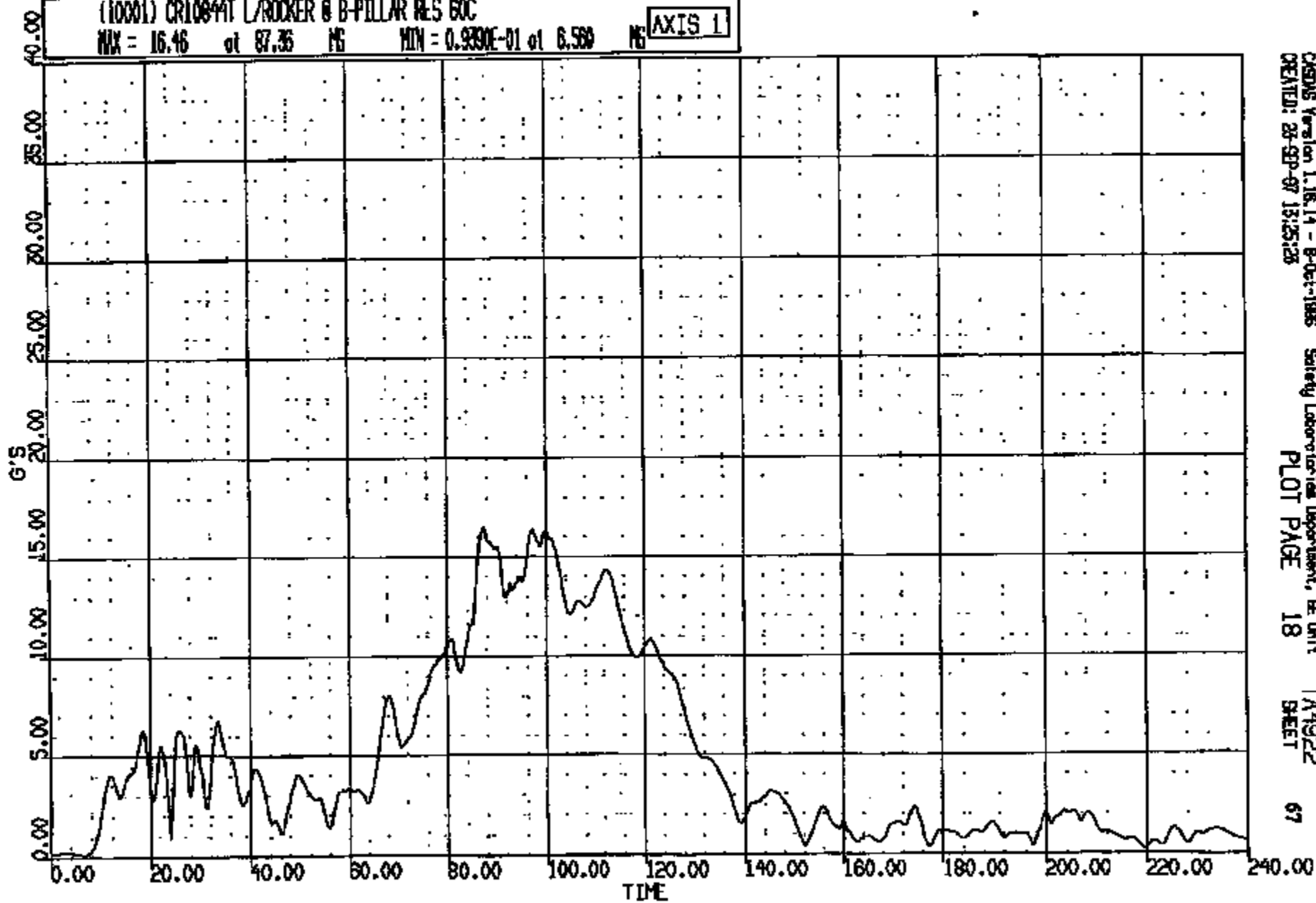
66

CR R: 10844 TO: TA4922 DATE: 870928 12:57:55
189X DN-101 UNKNOWN

(10001) CR10844T L/ROCKER @ B-PILLAR RES 60C

MAX = 16.46 at 87.35 MS MIN = 0.9300E-01 at 6.580 MS

AXIS 1

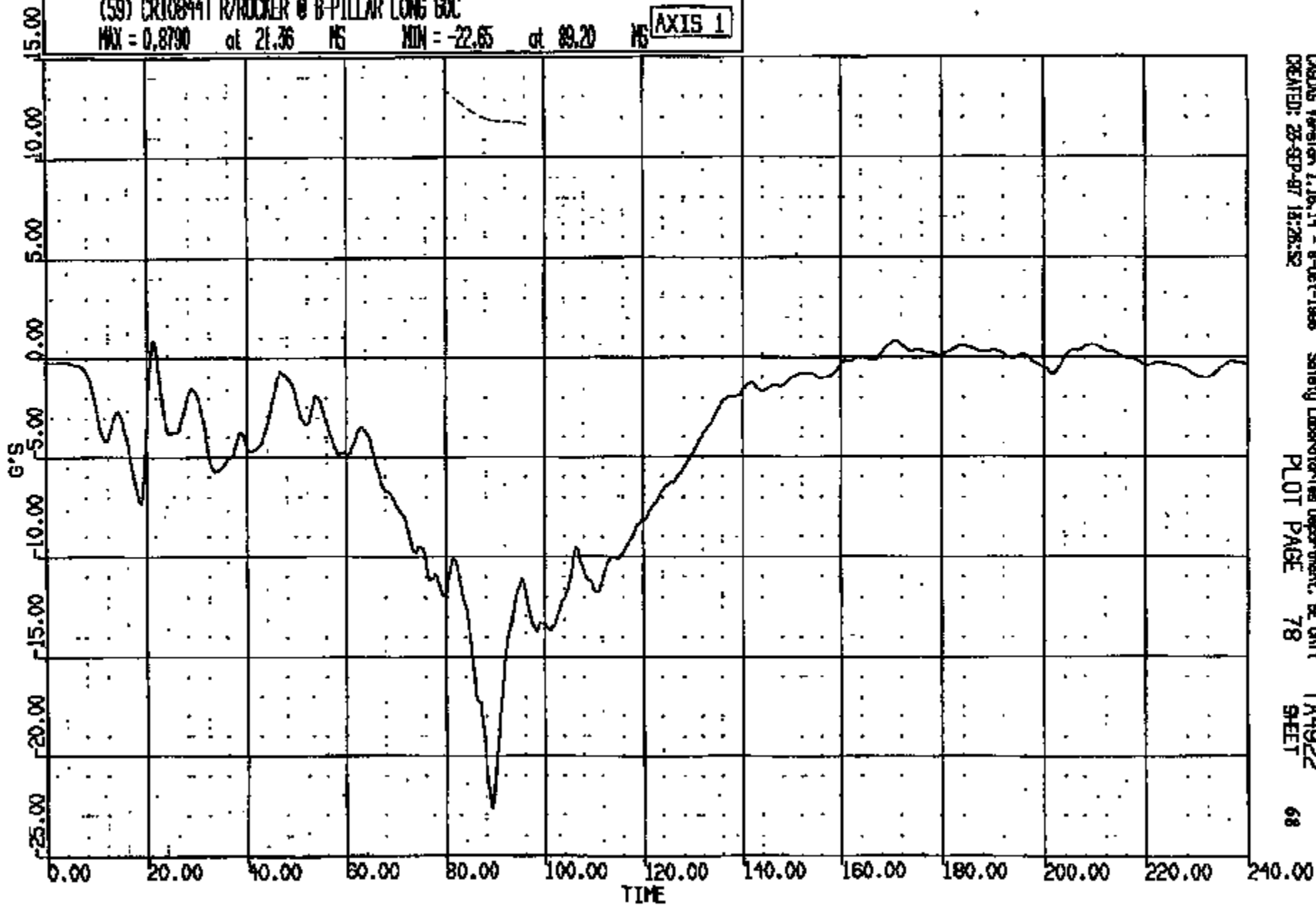


CRTS 0010844

CRONUS Version 1.16.14 - 8-Oct-1986 Safety Laboratories Department, E Unit
CREATED: 28-SEP-87 13:25:28
PLOT PAGE 18 TA4922
67

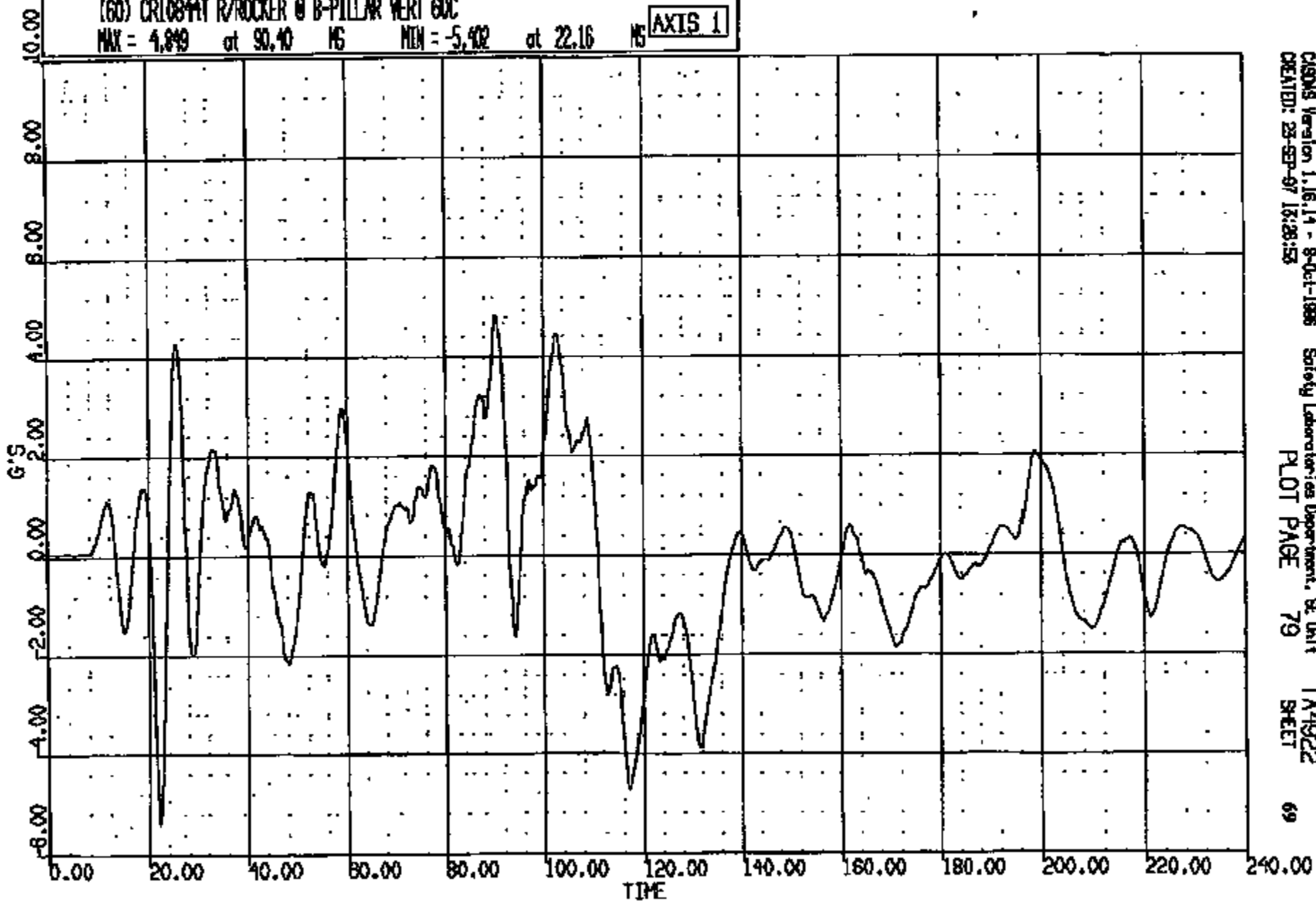
CR R: 10844 TO: TA4922 DATE: 970923 12:37:59
100X DN-101 UNKNOWN

(59) CR10844T R/ROCKER @ B-PILLAR LONG BOX
MAX = 0.8790 at 21.36 MS MIN = -22.65 at 89.20 MS **AXIS 1**



CR R: 10844 TO: TA4922 DATE: 870825 12:57:55
100X DN-101 UNKNOWN

(60) CR10844 R/ROCKER @ B-PILLAR VERT 60C
MAX = 4.849 at 90.40 MS MIN = -5.402 at 22.16 MS **AXIS 1**



CRS Version 1.16.14 - 8-01-1986
CREATED: 23-SEP-87 12:28:53

Safety Laboratories Department, SE Unit
PLOT PAGE 79

TA4922
SHEET

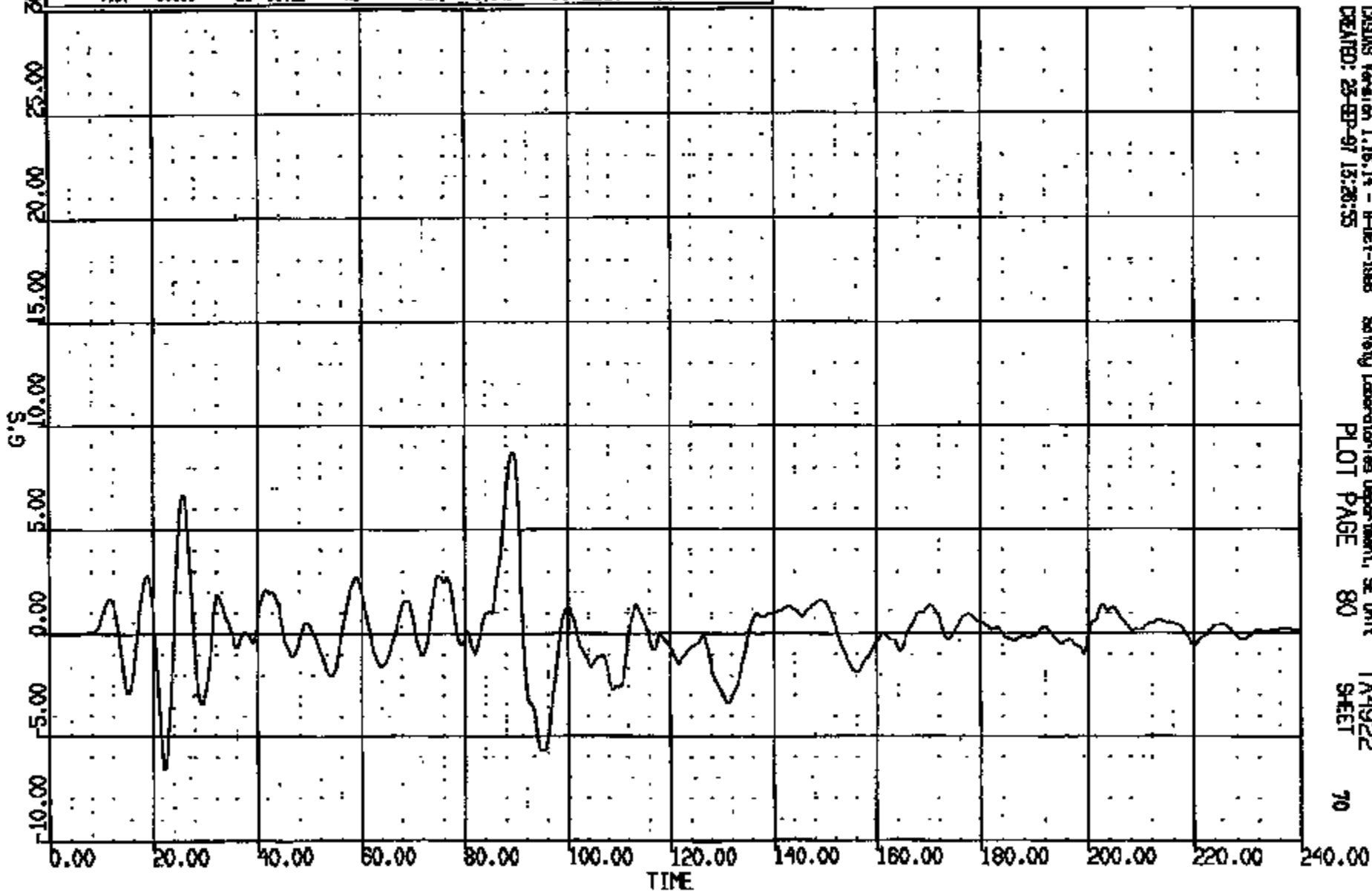
69

CRIS 0010844

CR R: 10844 TO: TA4922 DATE: 970928 12:57:55
199X DN-101 UNKNOWN

(61) CR10044T R/ROCKER @ B-PILLAR LAT 60C

MAX = 8.835 at 89.12 MS MIN = -8.640 at 22.24 MS **AXIS 1**



CRS018 Version 1.16.14 - 8-02-1998
CREATED: 25-SEP-97 13:28:55

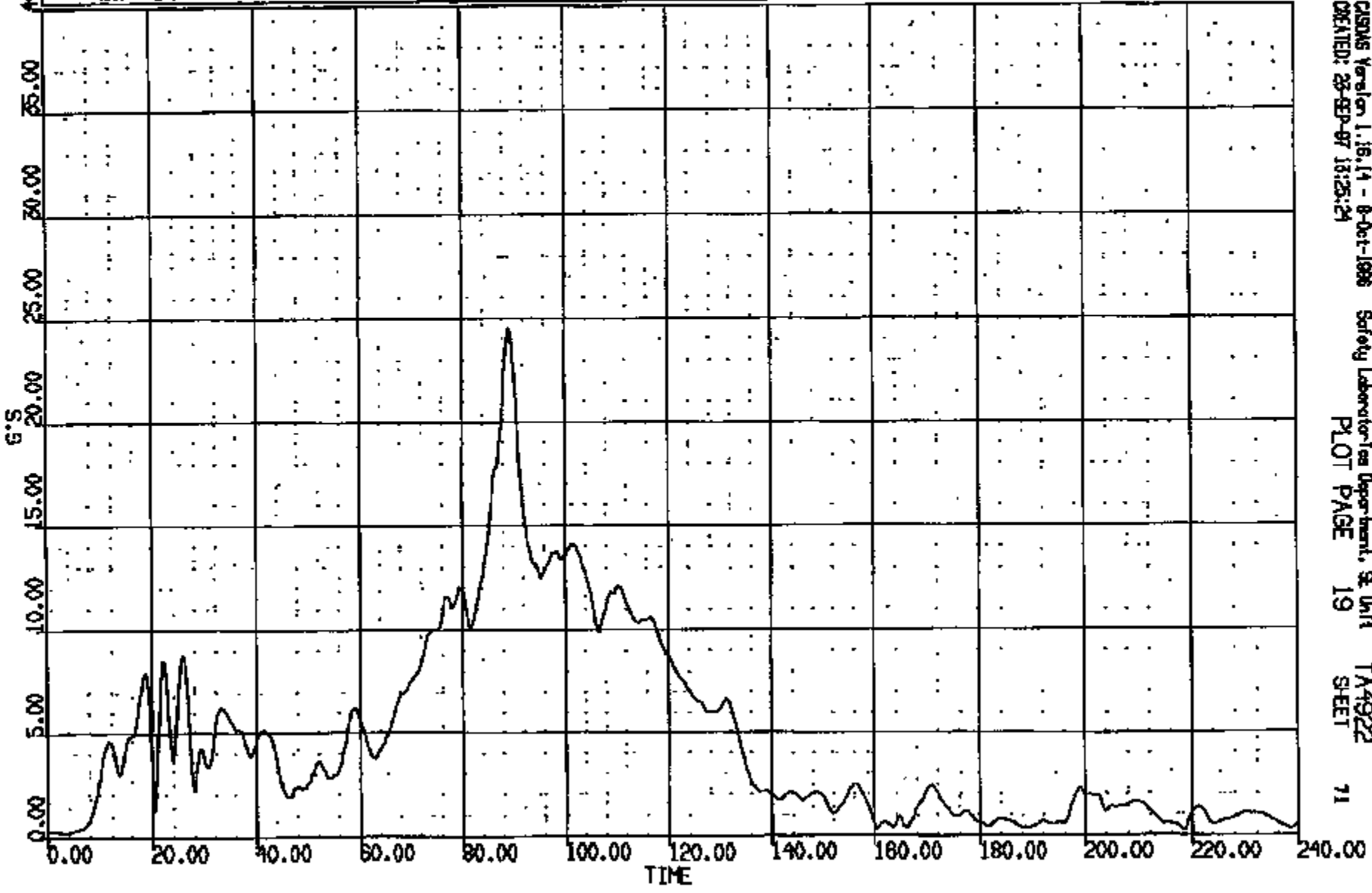
Safety Laboratories Department, SE Unit
PLOT PAGE 80

TA4922
SHEET 70

CRIS 0010844

DIR: 10844 TO: TA4922 DATE: 870825 12:57:55
100X DZ-101 UNKNOWN

(10002) CR10044T R/ROCKER @ B-PILLAR RES SOC
MAX = 24.50 at 89.20 MS MIN = 0.1761 at 218.4 MS **AXIS 1**

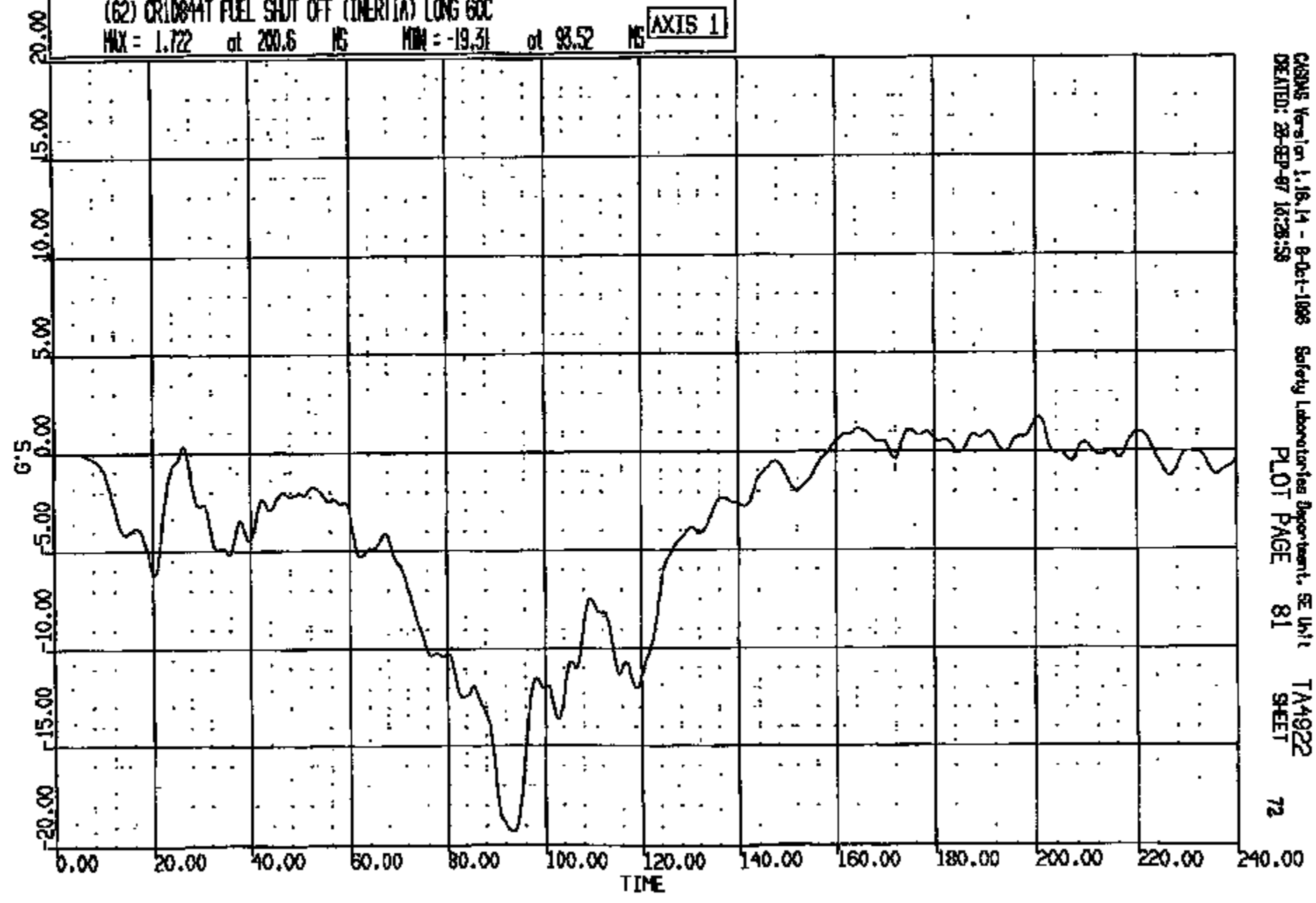


CRTS 0010844

CRSMS Version 1.16.14 - 8-Oct-1986 Safety Laboratories Department, SE Unit
CREATED: 28-SEP-87 13:25:24 PLOT PAGE 19 TA4922 SHEET 71

LR R: 10844 TO: TA4922 DATE: 0709KS 12:57:55
189X DN-101 UNKNOWN

(62) CR10844T FUEL SHUT OFF (INERTIA) LONG 60C
MAX = 1.722 at 200.6 MS MIN = -19.31 at 93.52 MS [AXIS 1]

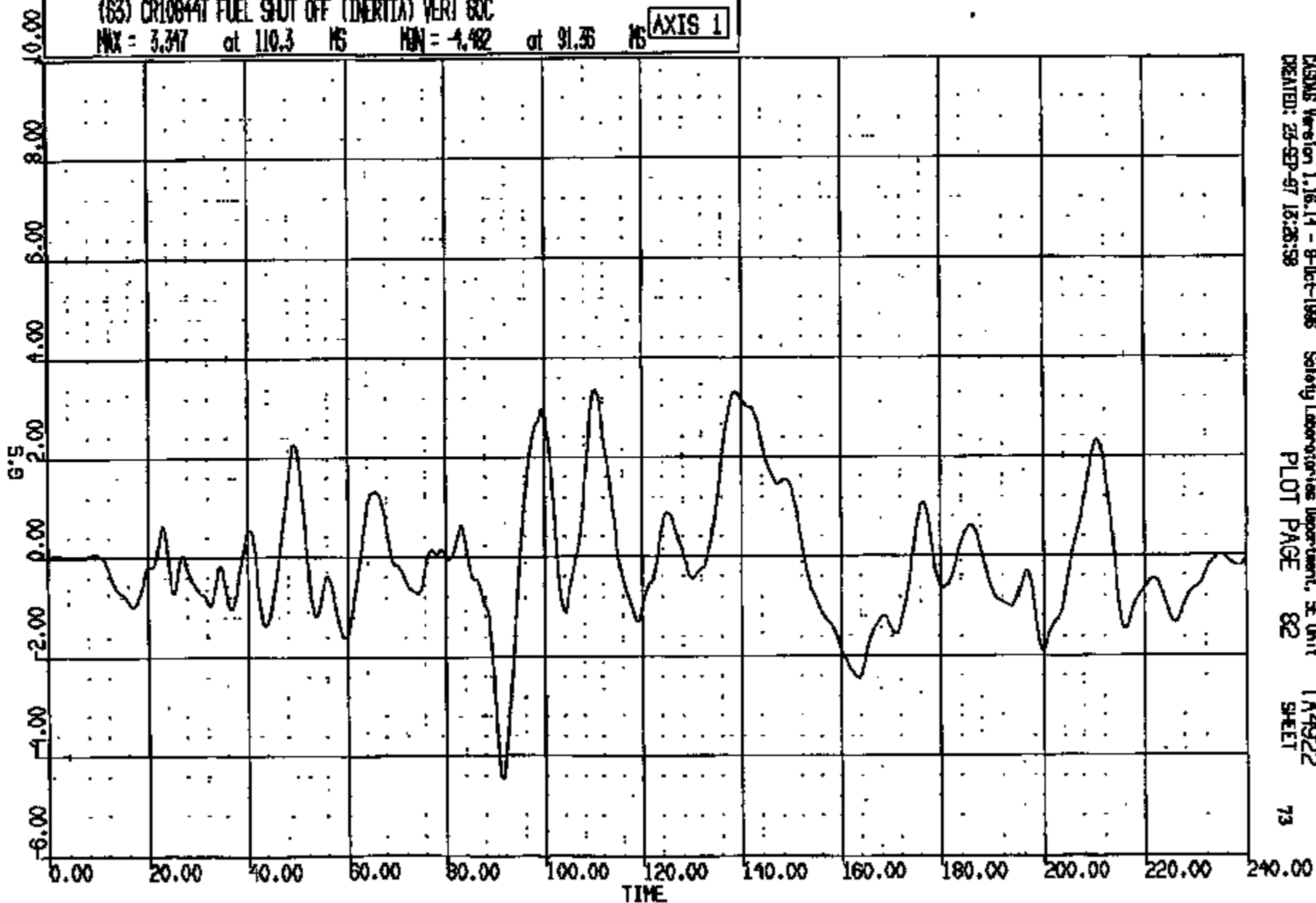


CASMS Version 1.16.14 - 8-Oct-1998 Safety Laboratories Department, SE Unit
CREATED: 28-SEP-97 18:28:58 PLOT PAGE 81 TA4922
72 SHEET

CRTS 0010844

CR R: 10844 TO: TA4922 DATE: 970925 12:57:56
199X DN-101 UNKNOWN

(83) CR10844 FUEL SHUT OFF (INERTIA) VERT GFC
MAX = 3.317 at 110.3 MS MIN = -4.482 at 91.35 MS **AXIS 1**

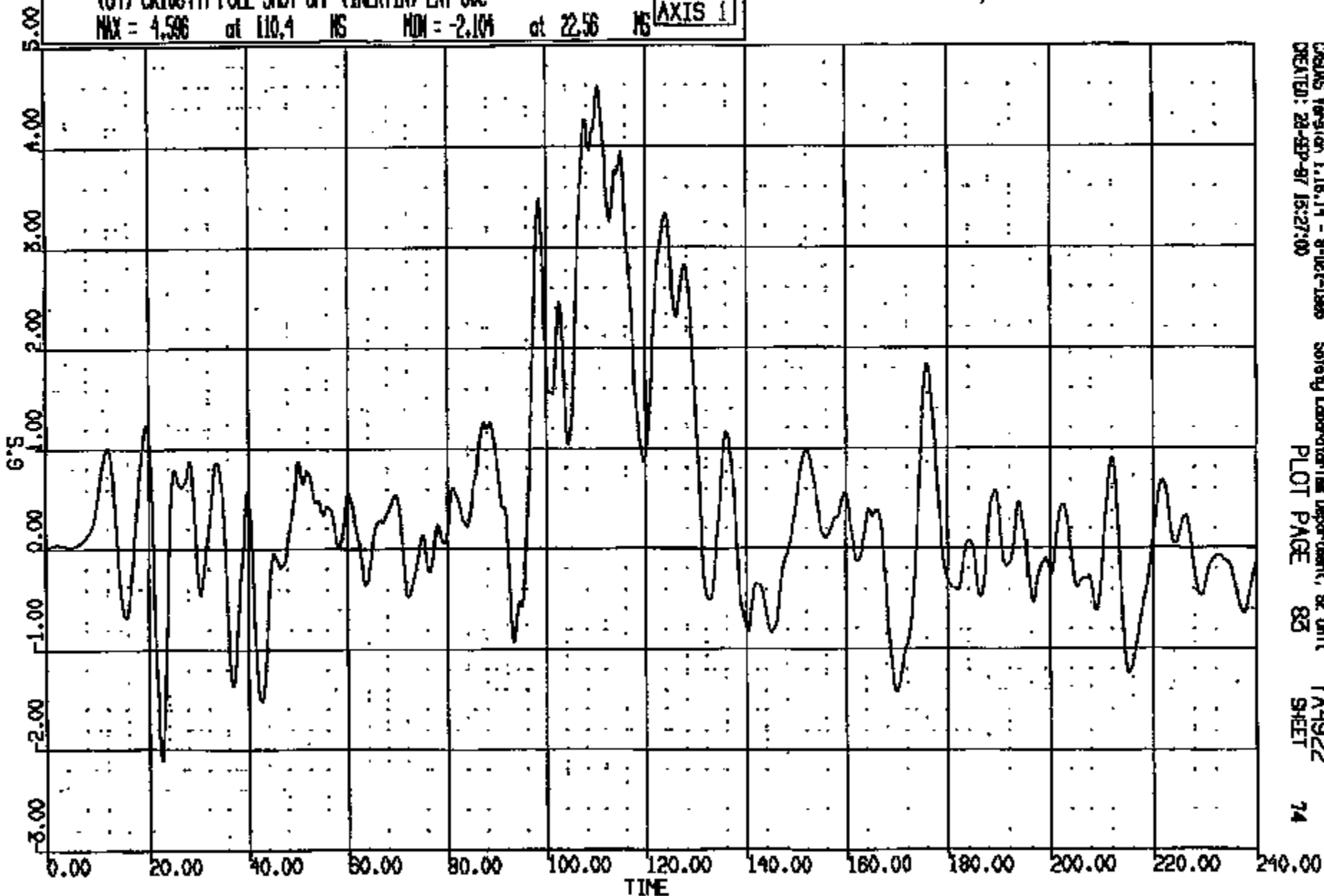


CASIMS Version 1.16.14 - 8-Oct-1995 Safety Laboratories Department, SE Unit
CREATED: 23-SEP-97 16:26:58 PLOT PAGE 82 SHEET 73
TA4922

CRIS 0010844

CR R: 10844 TO: TA4922 DATE: 970928 12:57:55
199X DN-101 UNKNOWN

(64) CR10844T FUEL SHUT OFF (INERTIA) LAT 60C
MAX = 4.506 at 110.4 MS NOM = -2.104 at 22.56 MS **AXIS 1**

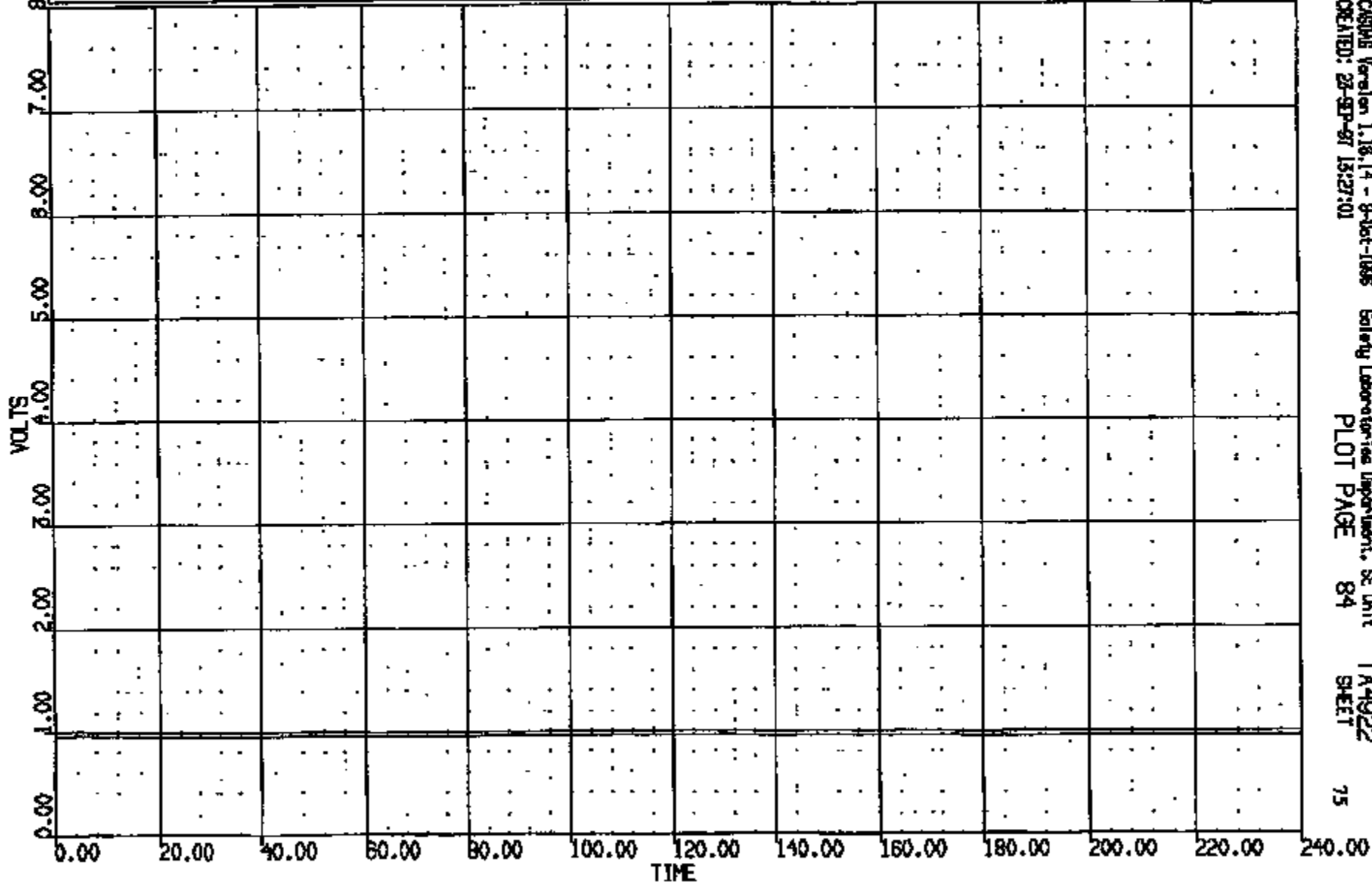


CRS Version 1.16.14 - 8-16-1-1998 Safety Laboratory Department, BE Unit TA4922
CREATED: 28-SEP-97 15:27:00 PLOT PAGE 85 SHEET 74

CRIS 0010844

CR R: 10844 TO: TA4922 DATE: 970923 12:57:56
199X DN-101 UNKNOWN

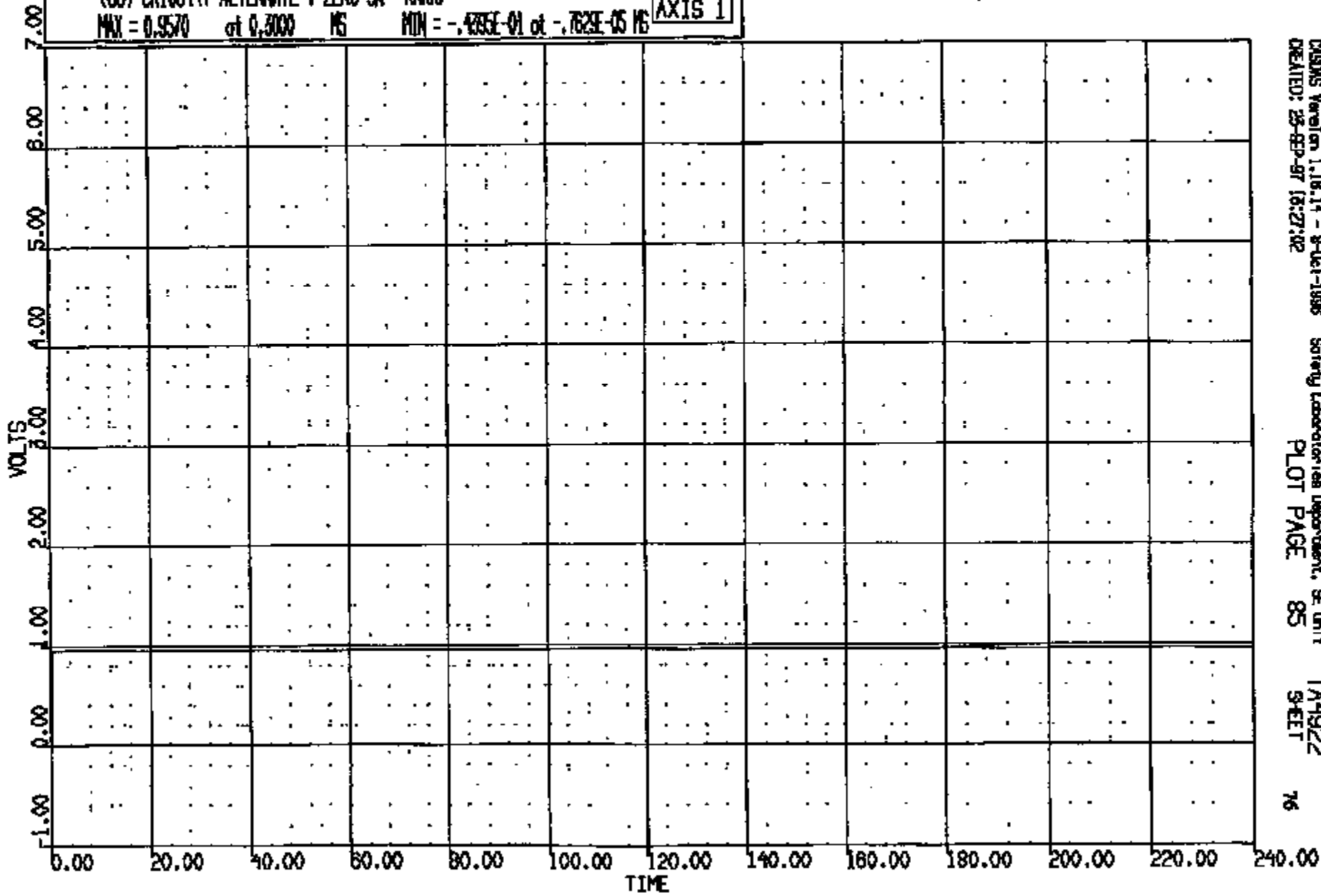
(65) CR10844 FUEL SHUT OFF (INERTIA) SN 4000C
MAX = 0.9570 at -.7629E-05 MS MIN = 0.9570 at -.7629E-05 MS **AXIS 1**



CRIS 0010844

CR #: 10844 TO: TA4922 DATE: 870925 12:57:55
199X DN-101 UNKNOWN

(66) CR10844T ALTERNATE T-ZERO SM 4000C
MAX = 0.9570 of 0.3000 MS MIN = -.435E-01 of -.762E-05 MS **AXIS 1**

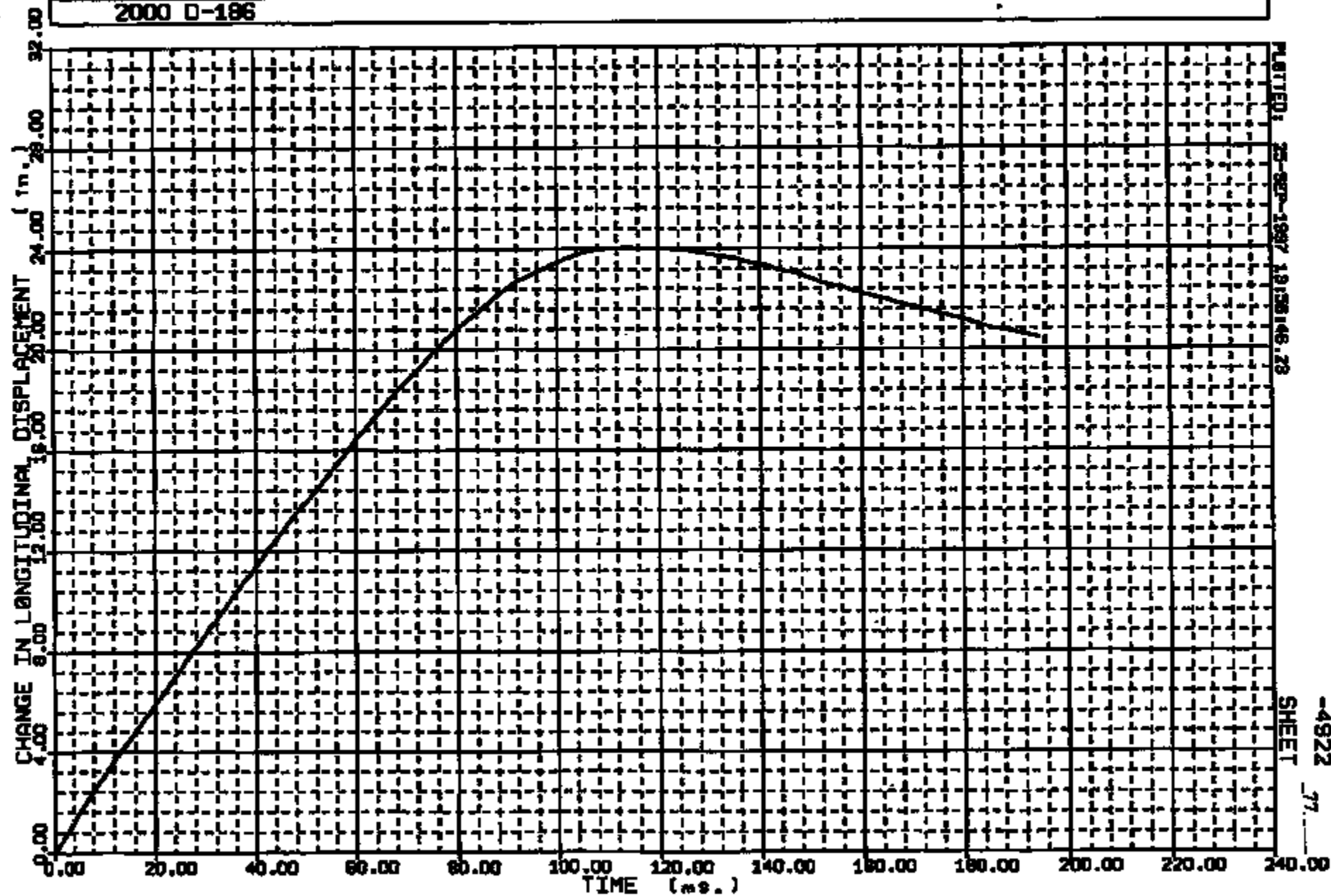


CASONS Version 1.16.14 - 8-Oct-1998 Safety Laboratories Department, SE Unit TA4922
CREATED: 28-SEP-97 16:27:02 PLOT PAGE 85 9-LET 76

CRIS 0010844

Y - AXIS: L/ROCKER AT B-PILLAR HRT L/GROUND REFERENCE MAX = 24.06 at 114.00 MDN = 0.0000E+00 at 0.00

RUN NO.	FACILITY	TEST ORDER NO.	FILM ANALYSIS METHOD	PITCH CORRECTION
10844	BARRIER	-4922	SCALE	NOT APPLIED
2000 D-186				



CRIS 0010844

PLOTTED: 25-SEP-1987 19:58:46.28

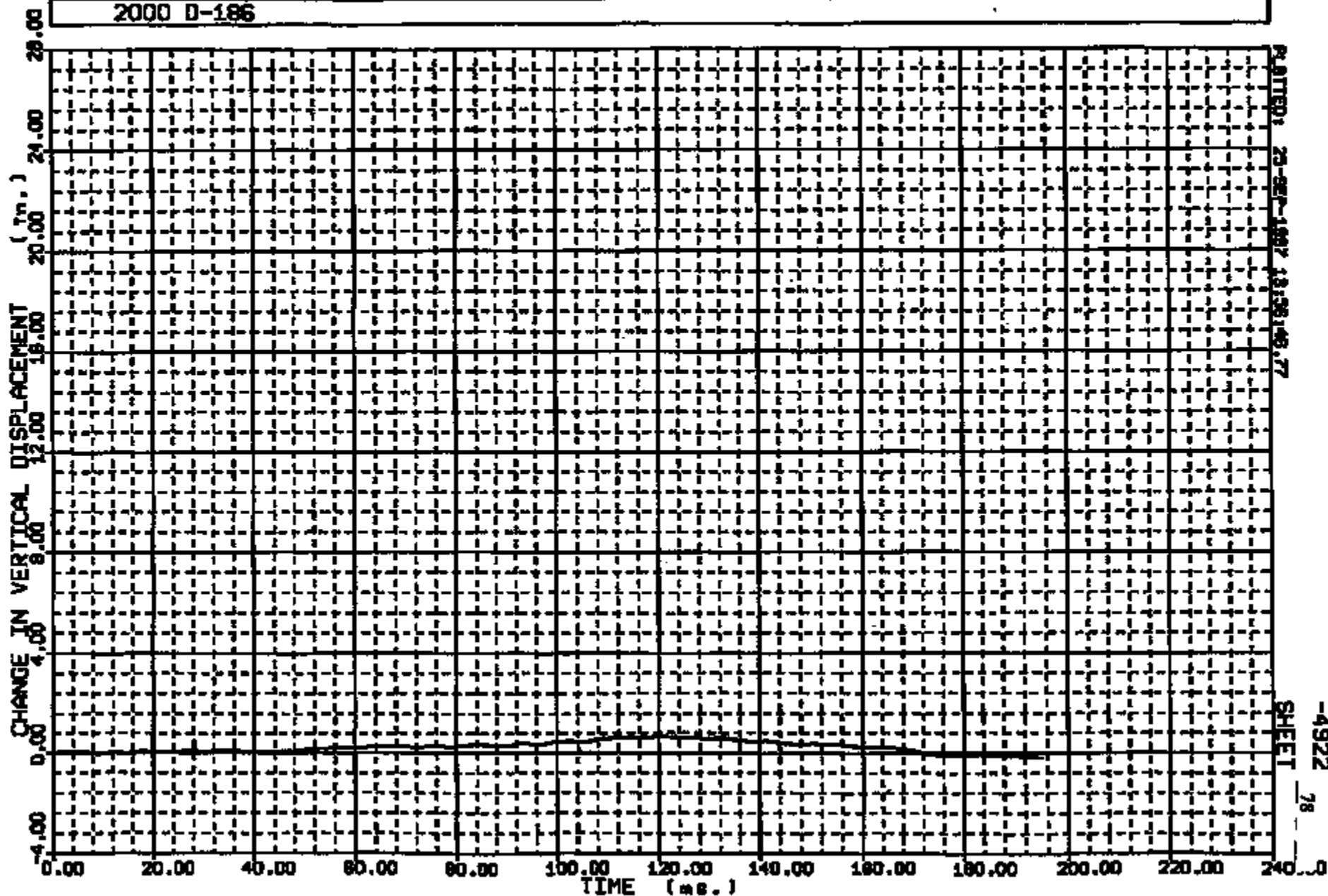
SHEET 77

-4922

Y - AXIS: L/ROCKER AT B-PILLAR WRT L/GROUND REFERENCE MAX = 0.8587 at 120.00 MIN = -.1885 at 185.00

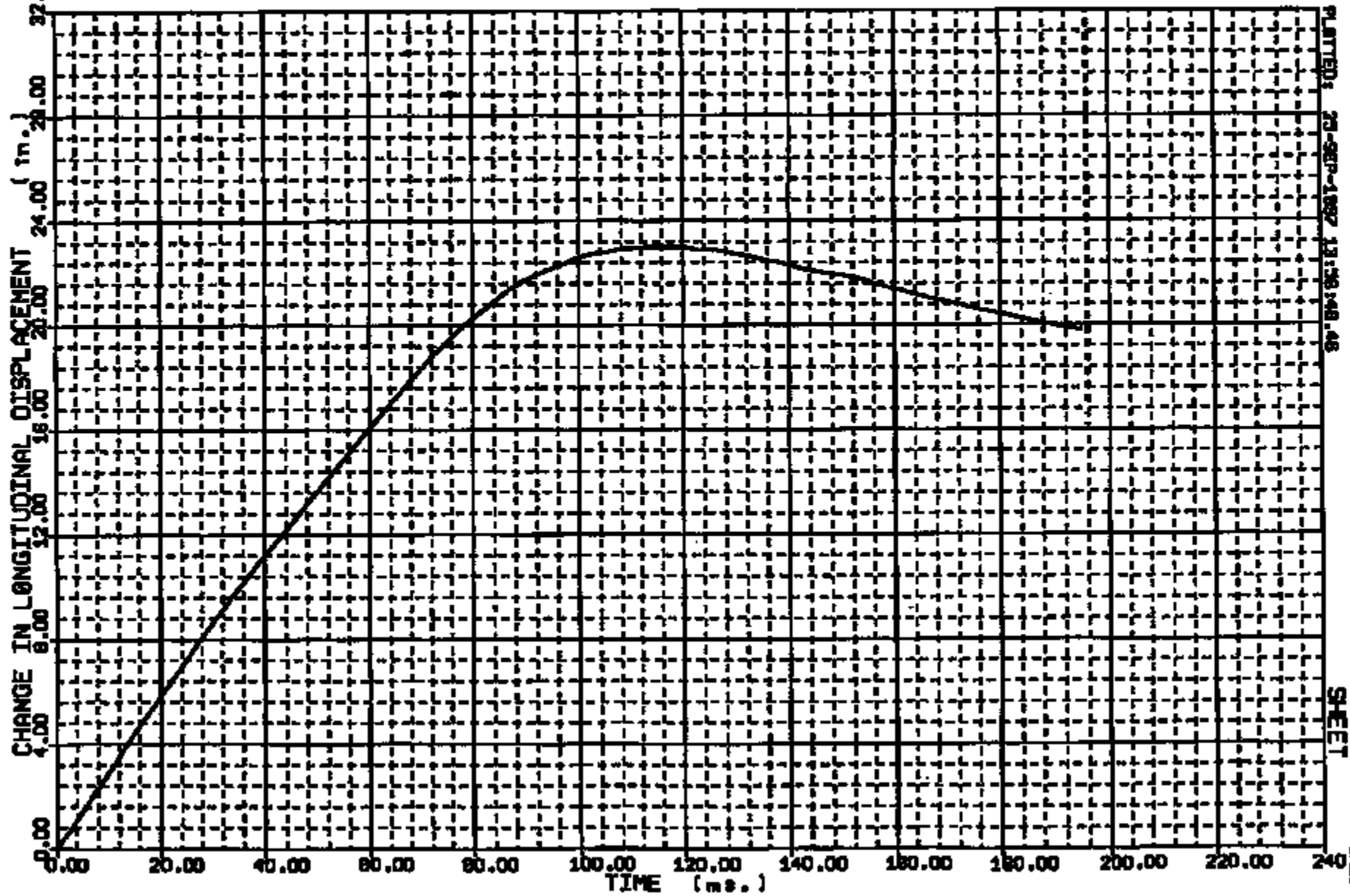
RUN NO.	FACILITY	TEST ORDER NO.	FILM ANALYSIS METHOD	PITCH CORRECTION
10844	BARRIER	-4922	SCALE	NOT APPLIED

2000 D-186



CRTS 0010844

Y - AXIS: R/BCKER AT B-PILLAR WRT R/GROUND REFERENCE		MAX = 23.00		at 115.00		MIN = 0.0000E+00		at 0.00	
RUN NO.	FACILITY	TEST ORDER NO.	FILM ANALYSIS METHOD		PITCH CORRECTION				
10844	BARRIER	-4922	SCALE		NOT APPLIED				
2000 D-186									



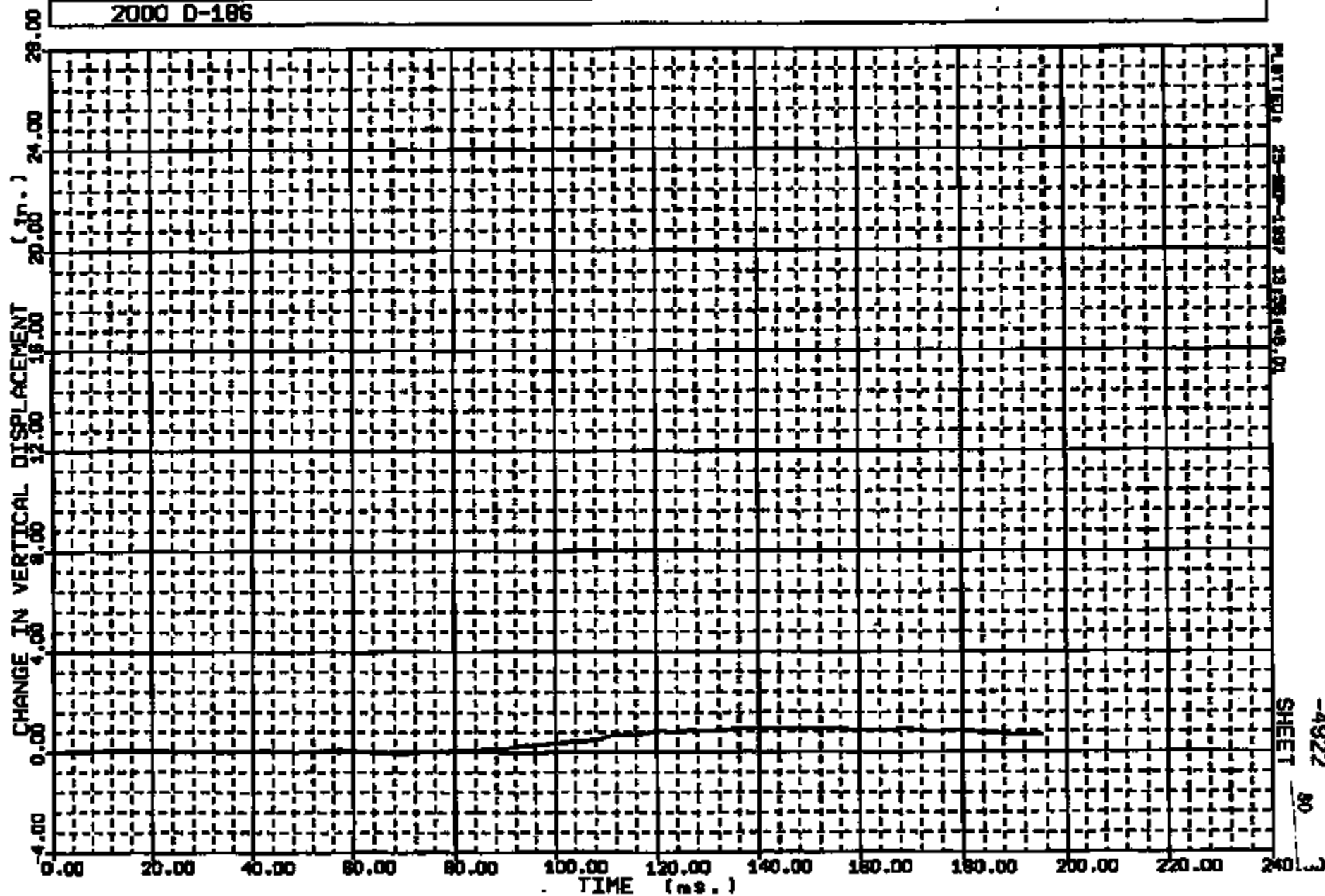
CRTS 0010844

PLOTTED: 23-SEP-1992 13:58:48.48


-4922
SHEET 79

Y - WALLS R/BECKER AT B-PILLAR NOT R/GROUND REFERENCE MAX = 0.9387 at 154.00 MIN = -.8524E-01 at 69.00

RUN NO.	FACILITY	TEST ORDER NO.	FILM ANALYSIS METHOD	PITCH CORRECTION
10844	BARRIER	-4922	SCALE	NOT APPLIED
2000 D-186				



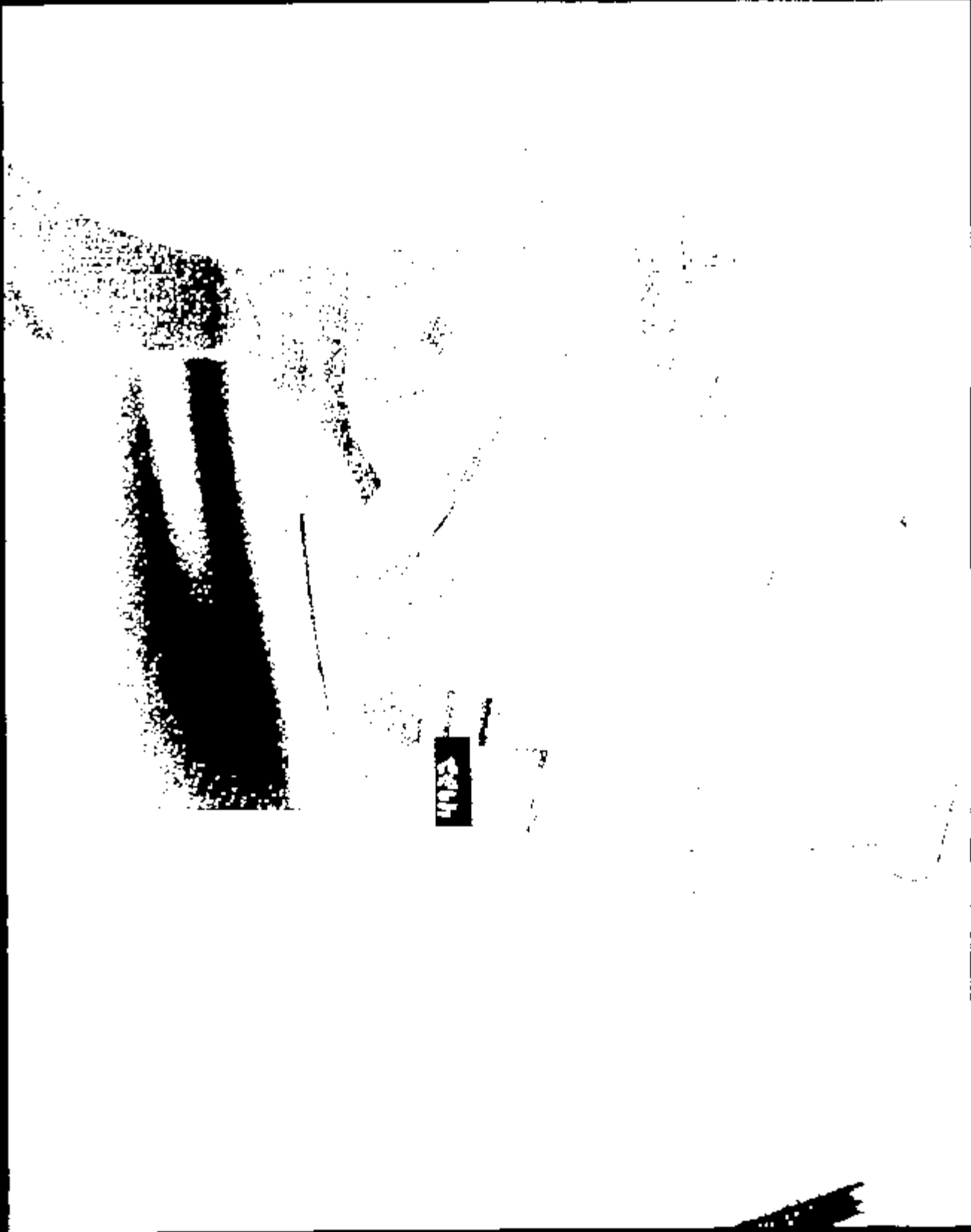
CRTS 0010844



CRTS 0010844

Name:


10844001.JPG



1985


10844002.JPG

Image 7



4982

Frame : 10044003 .JPG



10814004.JPG

CRTS 0010844

10844005.JPG

Name :

CRTS 0010844

10944006.JPG


Name 1

CRTS 0010844




10044007

10044007



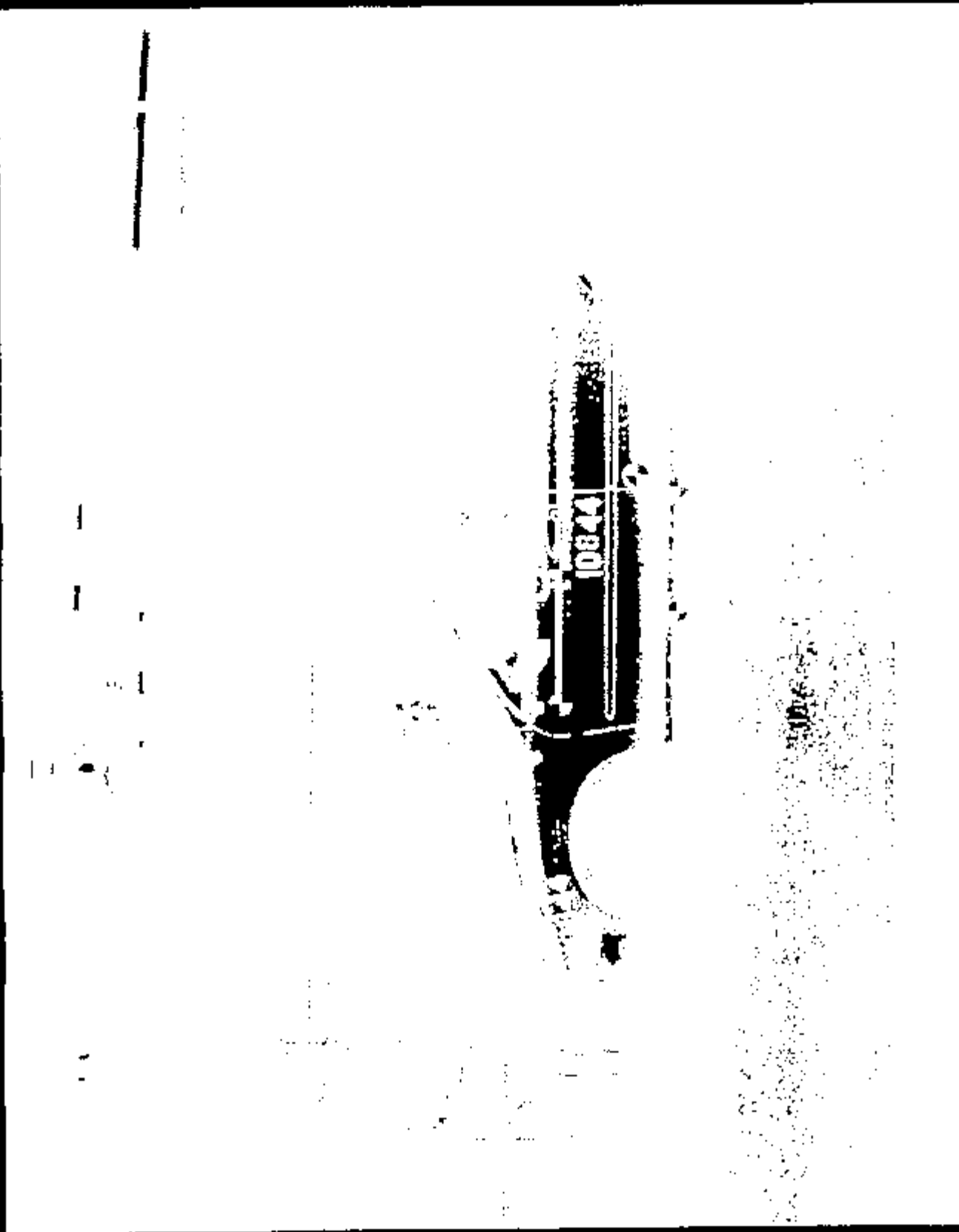
Name: 10844008.JPG

CRTS 0010844



10844009.JPG

CRTS 0010844



10844010-JPS

CRTS 0010844

Memo: 10844011.JPG

CRTS 0010844

Image: 10844012_079

CRTS 0010844





Image: 10844013.JPG

CRTS 0010844



10844014.JPG


March 1

CRTS 0010844



Name: J084015.JPG

CRTS 0010844



10844016.JPG

Name: 1

CRTS 0010844





Image: 10844017.jpg

CRTS 0010844



Manat: 10844018 .JPG



Name: 10844019.JPG



10944020 .JPG

Name :

CRTS 0010844



10944021.DPS




Image: 10B41022.JPG





Image: 10844023.JPG

CRTS 0010844




10944024 .JPG



Image 1 10044025.JPG

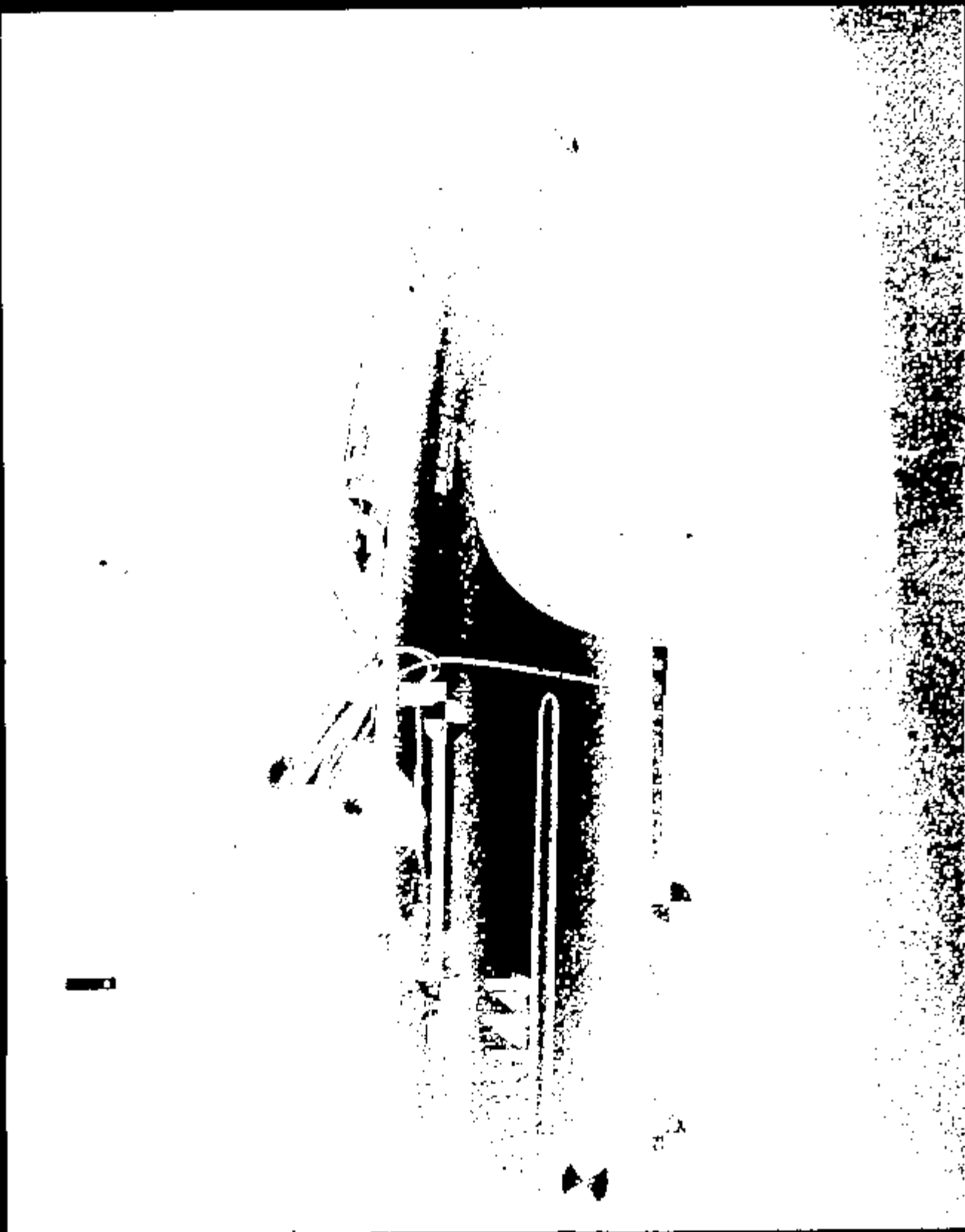
CRTS 0010844



10844026.JPG

Image 1

CRTS 0010844



Name: 10844027.JPG



10844028.JPG

CRTS 0010844



Image: 10844029.JPG

CRTS 0010844



10844030.JPG

CRTS 0010844




Image: 10844031.JPG


CRTS 0010844



10844032.JPG

2/2/2001

CRTS 0010844



10844033.JPG



CEBH

10844034.JPG
Name:




Image 1 10844035.JPG

CRTS 0010844



Name: 10844036.JPG

CRTS 0010844




Frame: 10844037.JPG

CRTS 0010844



Name : 10944038 .JPG

CRTS 0010844



10844039.JPG

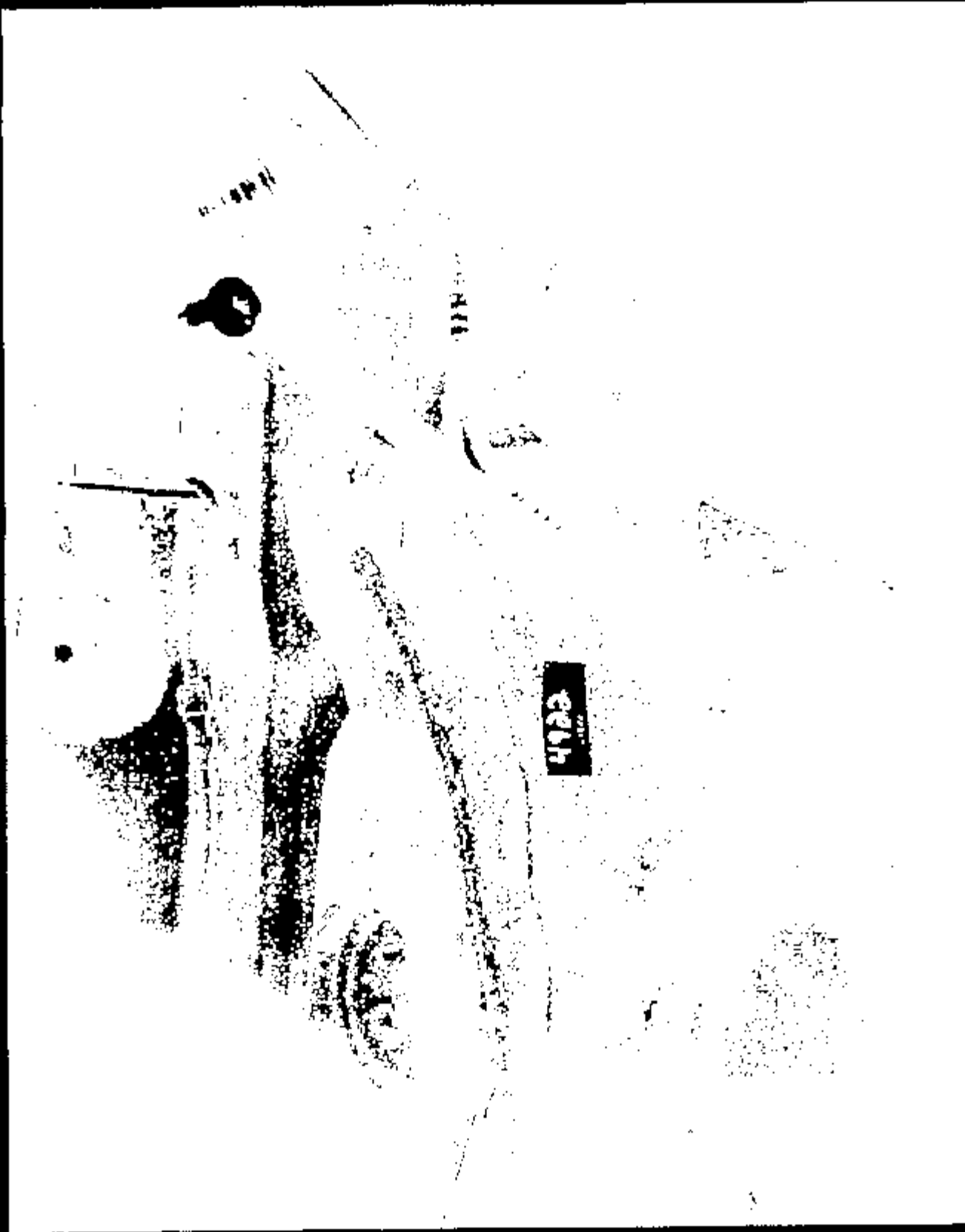
CRTS 0010844



10844040.JPG

Name:

CRTS 0010844




Name: 10844041.070

10B44042.JPG


Frame 1

CRTS 0010844



10844043 .JPG

CRTS 0010844



Name: 10846044.JPG





Image: 10844045.JPG

CRTS 0010844



10844046.JPG

CRTS 0010844



Name: 10844047.JPG

CRTS 0010844

TEST AUTHORIZATION

TEST ORDER NUMBER TA4922

TO: J. Kiledornik		CCs: D. FOLLSLAVER M. HAMILTON R. HINGMAN E. Mueller G. J. Schlicher J. WEATHERS F. ... d. ... e. ... M. K. VINGETA		REQUEST DATE 09-02-97	REQUESTED COMPLETION DATE 09-12-97
TITLE OF TEST 2000 D186 17 mph Frontal Pole Impact		VEHICLE MAKE & YEAR Dodge 300 1997		REQUEST NUMBER TA4922	PROBLEM NUMBER N/A
TYPE OF TEST M VEHICLE _____ SERVICE LABORATORY _____ OTHER		VEHICLE NUMBER OR OTHER IDENTIFICATION 313T312 <i>2000</i>		REQUESTING SECTION AV2215A	
ENGINE NO. DISPL. CMB. 3.0L 2V		TRANSMISSION AX4N		PARTS DUE DATE 09-08-97	
TYPE OF FUEL M/A		CONVERTER N/A		PRODUCT OR ENG. LETTER CDC-026	
CRANKCASE OIL AND CAPACITY M/A		TYPE SIZE AND PLY RATING -M/A		DISPOSITION OF PARTS Scrapyard	
VEHICLE TEST WEIGHT FRONT 2310 REAR 1995 TOTAL 4305		TYPE PERSONE FRONT 30 REAR 30		TEST CONDUCTED TO CERTIFY CONTROL ITEM COMPLIANCE WITH GOVERNMENT REGULA- TION? YES _____ NO _____	
				PACKAGING REQUIRED? YES _____ NO _____ CODE _____	
				REPORT CATEGORIES X ENGINEERING X DATA RAW DATA _____	
				MAIL REPORT TO: ROOM <u>HD1232</u> BLDG. <u>2</u>	

1. OBJECT OF TEST: D186 Sensor Development

2. TEST PROCEDURE: CR8-02

3. NUMBER OF SAMPLES: 1

4. RUNS PER SAMPLE: 0

5. ITEMS TO BE TESTED:
DESCRIPTION

D186 AP

PART NO:

1FALPS2UR42016S2

QUANTITY

(01)

8" pole

INFORMATION ONLY

NO COPY
2-2-12
2012

REQUESTING DEPT NO	WORK ORDER/WORK TASK	ISSUED/REQUESTED BY	PHONE	APPROVALS	TEST TYPE	RISK	SIGN-OFF DATE
T551	F09	RVINE	26100	BOLAND			

REMARKS: DO NOT WRITE BELOW THIS LINE

WORK STANDARD NUMBER	TITLE 2000 D186 17 mph Frontal Pole Impact
----------------------	---

MANDATORY				OPTIONAL					
TEST ORDER #	CATEGORY	RESP SECT	EST COMP DATE	PNO	TEST EMP'S INIT	UNIT CODE	TEST ORDER DATE	USER CODE	PROD CODE
TA4922	4	T657		X		CRASH	09-02-97		
PERFORMING SECT.	HOURS	MATERIAL COST	COMP. COST	PARTS DUE DATE	EST START DATE	EST COMP DATE	STATUS	COMPLETE	
DESIGN	0	\$	\$						
ENGINEERING	0	\$	\$						
TECHNICAL	0	\$	\$						
TOTAL	0	\$	\$						

TEST DEFINITION WORKSHEET

STEVE D. PINGSTON

15-SEP-97 10:45

TEST ORDER: TMA922

TEST PROCEDURE: CRS-00

REQUESTER'S COMMENTS:

TEST OBJECTIVE:

Advanced Restraint Sensor Development

CUSTOM TEST SETUP:

Align test vehicle such that impact marker is in line with centerline of pole fixture. Impact vehicle @ 17 mph. USE 8" DIAMETER POLE.

RATED FUEL CAPACITY:

N/A

RATED LUGGAGE LOAD:

200 lb.

OCCUPANT TYPE:

Left Front: 50th Hybrid II

Rgt. Front: 50th Hybrid II

RESTRAINT SYSTEM:

BELT	PYRO BELT	FRONTAL BAG	SIDE BAG
-----	-----	-----	-----
Left Front:	----- None -----	-----	-----
Rgt. Front:	----- None -----	-----	-----

Left Front:

Rgt. Front:

DUMMY POSITIONING:

ST-14

DRIVER FOOT REST: N

SENSOR SYSTEM:

Monitor sensor outputs. See sensor map & instrumentation request.

SEAT POSITION:

Long.

Vert.

Seat Back Angle

Left Front:

Mech Mid

Full Down

26.3 (From Trim)

Rgt. Front:

Mech Mid

Full Down

26.3 (From Trim)

SEAT PACKAGE CHECK REQUIRED ? No

DIMENSIONAL ANALYSIS: None.

FILM ANALYSIS:

Left & Right dummy head WRT Rocker @ B-Pillar.
Rocker @ B-Pillar WRT Ground.

TEST DEFINITION WORKSHEET

STEVE D. PINGSTON

15-SEP-97 10:45

TEST ORDER: TA4922

TEST PROCEDURE: CRS-00

STILL PHOTO:

Std. Pre & Post Test Photographs
Close ups of sensor instrumentation on vehicle front and

HIGH SPEED PHOTO:

		Overall	Left
1.	Offboard	Overall	Right
2.	Offboard	Overall	Right
3.	Offboard	Dummy Kinematics	Left
4.	Offboard	Dummy Kinematics	Right
5.	Offboard	Overall	Overhead
6.	Offboard	A-Pillar Forward	Overhead

Total Onboard Cameras = 0
Total Offboard Cameras = 6

Total Cameras = 6

Number Of Film Copies: 1

Digitised Film:	Dummy Kinematics	Left
	Dummy Kinematics	Right

WEIGH UP INSTRUCTIONS:

Curb Weight: Front=2131 Rear=1163 Total Curb=3293
Test Weight: See Test Authorization Page 1.

Do NOT Place Weight: Front Floor
MAY Remove To Lighten Vehicle: Deck Ldd, Rear Lamps, Carpet
Interior Trim

Max. Added Weight to Engine: 75 lb. Allowed.

Front Test Weight Tolerance: +10 -0
Rear Test Weight Tolerance: +15 -0

RIDE HEIGHTS:

Weight vehicle to test weight specified on TA cover sheet.
Level rocker WRT ground. Consult requestor as needed.

TEST DEFINITION WORKSHEET

STEVE D. PINGSTON

15-SEP-97 10:45

TEST ORDER: TA4922

TEST PROCEDURE: CRS-00

SPECIAL BUILD INSTRUCTIONS:

Remove Air Bags.
Remove Hood.
Using 1/4" yellow tape, mark vehicle front end and hood along vehicle centerline.
VEHICLE TO BE REBUILT. RETAIN ANY REMOVED HARDWARE. DO NOT DAMAGE SIDES OR REAR.
Color contrast underhood components.

CONTACTS:	NAME	PHONE	PAGER
Requestor:	K. Ewing	24-86185	KEMI (313-660-6991)
Eld. Coord:	M. Dendel	24-85498	MDEN (313-705-8101)
Supervisor:	M. Jurosek	32-39958	MJUR (313-705-9990)
GTO:	S. Pingston	39-03809	SPIN (313-780-3922)

TEST ENGINEERS COMMENTS:

LAB COMMENTS:

FINAL COMMENTS:

REQUESTERS FINAL COMMENTS:

TEST DEFINITION WORKSHEET

STEVE D. KINGSTON

15-SEP-97 10:45

TEST ORDER: TA4922

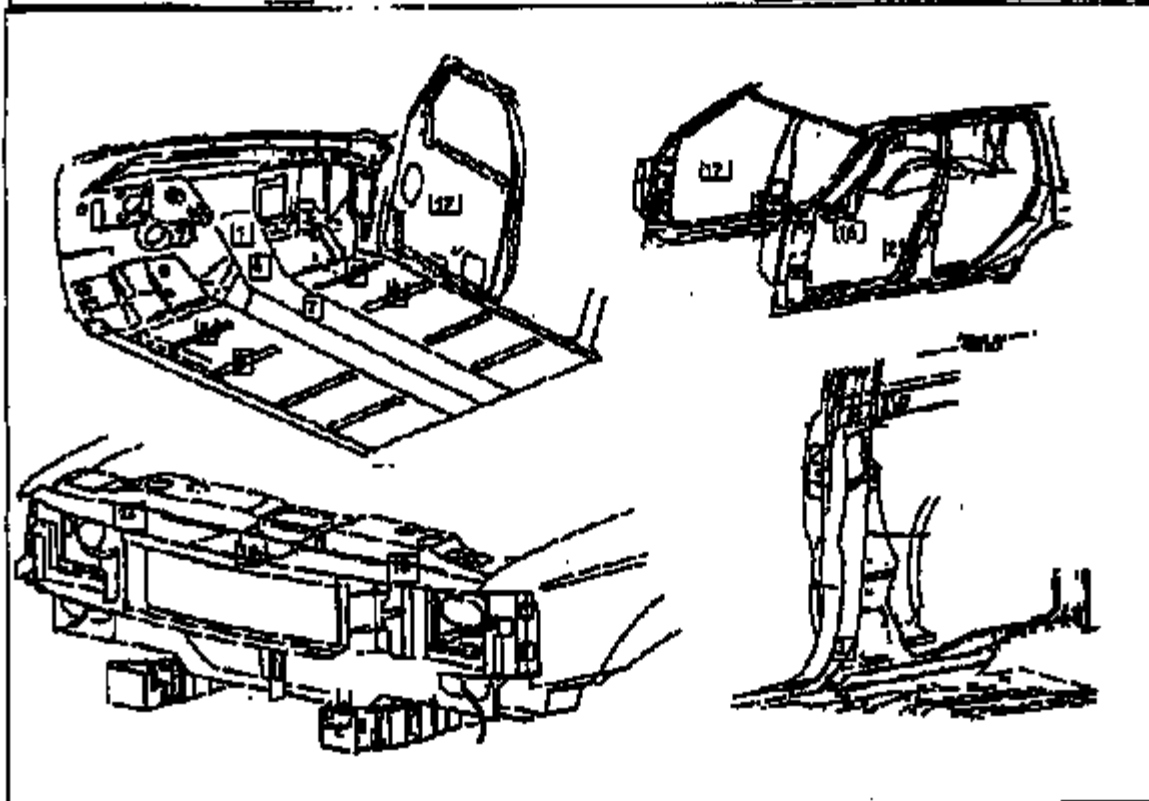
TEST PROCEDURE: CRS-00

Program: D188
 Vehicle ID: D00421
 Build level: AP
 Test Mode: 17xpl C/L Full

SENSOR MAP

Engineer: Erich Kemnitz
 Phone #: 24-81807
 Date: 9/11/97
 Time: 6:00 PM

T.A. 4922



SENSOR CHARTER ONLY

Location Name	Part No.	Supplier	Output	Normal (+/-)	Max/Min	Serial #
1 FRT_FLOOR_PAN_R_C/L (LSD SH Location)	_ACC1	BBOR	sdyl	0		
	_ACC2		pryl	0		
	_ACC3		drly	0		
	_ACC4		slly	0		
	_ACC5		stly	0		
1 FRT_FLOOR_PAN_L_C/L	_LSD	swal	TRAC	On/Off		
	_W	swal	TRAC			
	_SC	swal	TRAC			
✓ 4 FRT_FLOOR_PAN_R_C/L (MSD SH Location)	AP01	TRONAY	Pa. Pres.			
	AP02		Dr. Bag	0		100-3
	AP03		Pa. Bag	0		
	AP04		Dr. S. Be	0		
	AP05		Pa. S. Be	0		
	AP06		Dr. Pres.	0		

Erich Kemnitz x01807
 AVT Restraint

17p01807.x08
 09/11/97

Sensor Channels only

T.A. 4922

Location Name	Supplier	Output	Nominal (+/-)	Max/Min	Serial #
	ACB	On/Off			
	ACB	SCRIP	3		
4 FIB_FLOOR_NIB_D_C/L	_ALV	ACCP	TRIAN	to PCB	
5 FIB_FLOOR_R_L/F_SCAT_C/L	_SH	ACCP	TRIAN	to PCB	
6 FIB_FLOOR_R_L/F_SCAT_C/L	_SH	ACCP	TRIAN	to PCB	
7 FIB_FLOOR_R_L/F_SCAT_C/L	_SH	ACCP	TRIAN	to PCB	
8 FIB_FLOOR_R_L/F_SCAT_C/L	_SH	ACCP	TRIAN	to PCB	
9 FIB_FLOOR_R_L/F_SCAT_C/L	_SH	ACCP	TRIAN	to PCB	
10 FIB_FLOOR_R_L/F_SCAT_C/L	_SH	ACCP	TRIAN	to PCB	
11 FIB_FLOOR_R_L/F_SCAT_C/L	_SH	ACCP	TRIAN	to PCB	
12 FIB_FLOOR_R_L/F_SCAT_C/L	_SH	ACCP	TRIAN	to PCB	
13 FIB_FLOOR_R_L/F_SCAT_C/L	_SH	ACCP	TRIAN	to PCB	
14 FIB_FLOOR_R_L/F_SCAT_C/L	_SH	ACCP	TRIAN	to PCB	
15 FIB_FLOOR_R_L/F_SCAT_C/L	_SH	ACCP	TRIAN	to PCB	
16 FIB_FLOOR_R_L/F_SCAT_C/L	_SH	ACCP	TRIAN	to PCB	
17 FIB_FLOOR_R_L/F_SCAT_C/L	_SH	ACCP	TRIAN	to PCB	
18 FIB_FLOOR_R_L/F_SCAT_C/L	_SH	ACCP	TRIAN	to PCB	
19 FIB_FLOOR_R_L/F_SCAT_C/L	_SH	ACCP	TRIAN	to PCB	

Note: All ACB supplier parts require 12V supply

Ench Kernal: 281002
AVT Restraints

17p01esp.xls
2/11/97



RECORD COPY"
 NO. 2-1-12
 2017
 CONFIDENTIAL

FINAL TEST REPORT

Global Test Operations
 Advanced Vehicle Technology

TO:	J. Boland	Test Order No.	E-AA929
		Work Task W. O. No.	F09
		Test Date	9/26/97
		Date Reported	11/20/97
		Sheet	1 of 72

SUBJECT: Crash Test 10848 (90° Front Under Carriage Center Pole. Impact at 7.5 ± 0.4 mph, 12.1 ± 0.6 km/h) - 2000 Taurus (D186) 4-Door Sedan

REQUESTED BY: Vehicle Safety and CAE Department, Advanced Vehicle Technology - K. Ewing

OBJECT: To obtain development data relative to air bag system sensors.

SUMMARY OF TEST RESULTS: See Section 1.0 for air bag system sensor data.

S. Pingston
 Test Development Engineer

Concur: R. Burns
 Section Supervisor
 Operations Engineering Section

VEHICLE DATA:

Make and Model 2000 Taurus (D186) 4-Door Sedan
ID Numbers 1FALP52U0VVG201651, 313-T-307, DCG0422
Power Train 3.0L, EFI, Automatic (AX4N) Transaxle
Fuel Tank(s) Test Condition: Empty
Front Seat(s) Type: Bucket
 Cover: Cloth
 Tracks/Position: LF: 6-Way Power/Mechanical Mid
 and Down
 RF: Manual/Mechanical Mid
 Seat Backs/Position: Adjustable/Not Measured
 Head Restraints/Position: Adjustable/Up
Restraint System LF & RF: 3-Point Continuous Loop Active Belt
Occupants LF & RF: Water-Filled Containers (Simulating
 50th Percentile Male, Hybrid II,
 Uninstrumented Dummies)
Test Weight Front: 2304 lb (1045 kg)
 Rear: 1560 lb (708 kg)
 Total: 3864 lb (1753 kg)
Tires Front: P205/65R15 30 psi (207 kPa)
 Rear: P205/65R15 30 psi (207 kPa)
 Spare: Removed
**Significant Content or
 Accessories:** Air Conditioning, Power Steering, Power Brakes,
 Tilt Steering Wheel

GENERAL TEST COMMENTS:**1. Test Procedure**

The test was performed according to the following Corporate test procedure(s):

Fixed Barrier Collision, ST-14 dated January 15, 1992.

1.1 Vehicle Alignment

The test vehicle impacted an 10 inch diameter and 9 inch high steel pole from the ground. The pole structure moved .4" during the test. The vertical steel pole was aligned so that the point of vehicle impact was at the test vehicle's longitudinal centerline.

2. Remarks

Crash movies, pre- and post- crash still images of the test vehicle and copies of this report are available only through the Crash Test Operations Section after permission is obtained from the test requesting department. The crash still images are stored on CD ROMs. The file names of the still images are listed under crash number and a three digit sequence number which are 10848001 through 10848030.

TEST RESULTS:

1.0 Sensor Development

Time histories of the air bag/sensor(s) are included in this report.

Time histories of any requested derived data (i.e. integrations, etc.) were given to the requesting activity and are not included in this report.

2.0 Vehicle Crush, Film Analysis and/or Instrumentation Data

Time histories of the vehicle accelerations and other instrumentation are included in this report.

Time histories of any requested derived data (i.e. integrations, etc.) were given to the requesting activity and are not included in this report.

CR R: 10848 TO: TA4929 DATE: 970928 09:06:48
189X DN-101 UNKNOWN

(1) CRT00980T C/F FLOOR PAN @ LHD ACD I 4000C

MAX = 0.8740 at 182.3 NS MIN = 0.8551 at 0.500 NS

AXIS 1

8.00

7.00

6.00

5.00

4.00


3.00

2.00

1.00

0.00

VOLTS



240.00
220.00
200.00
180.00
160.00
140.00
120.00
100.00
80.00
60.00
40.00
20.00
0.00


TIME

CR N: 10848 TO: TA4929 DATE: 870928 08:06:48
198X DN-101 UNKNOWN

(2) CR10848T C/F FLOOR PAN @ LHD ACID 2 AC 4000C
MAX = 0.9891 at 111.6 MS MIN = 0.0495 at 2.40 MS

AXIS 1

8.00
7.00
6.00
5.00
4.00
3.00
2.00
1.00
0.00
VOLTS




CR: 10848 TO: TAMES DATE: 870828 08:08:48
108X ON-101 UNKNOWN

(3) CR10848T C/F FLOOR PAN @ LHD ADD 3 AC 400AC
MAX = 0.880H at 1.200 MS MIN = 0.054S at 182.2 MS

AXIS 1


8.00 7.00 6.00 5.00 4.00 3.00 2.00 1.00 0.00
VOLTS



CR R: 10848 TO: TA4929 DATE: 870826 09:08:48
182X DN-101 UNKNOWN

(4) CR10848T C/F FLOOR PAN @ LHD ACD 4 AC 4000C
MAX = 0.8843 at 1.090 MS MIN = 0.8455 at 72.00 MS

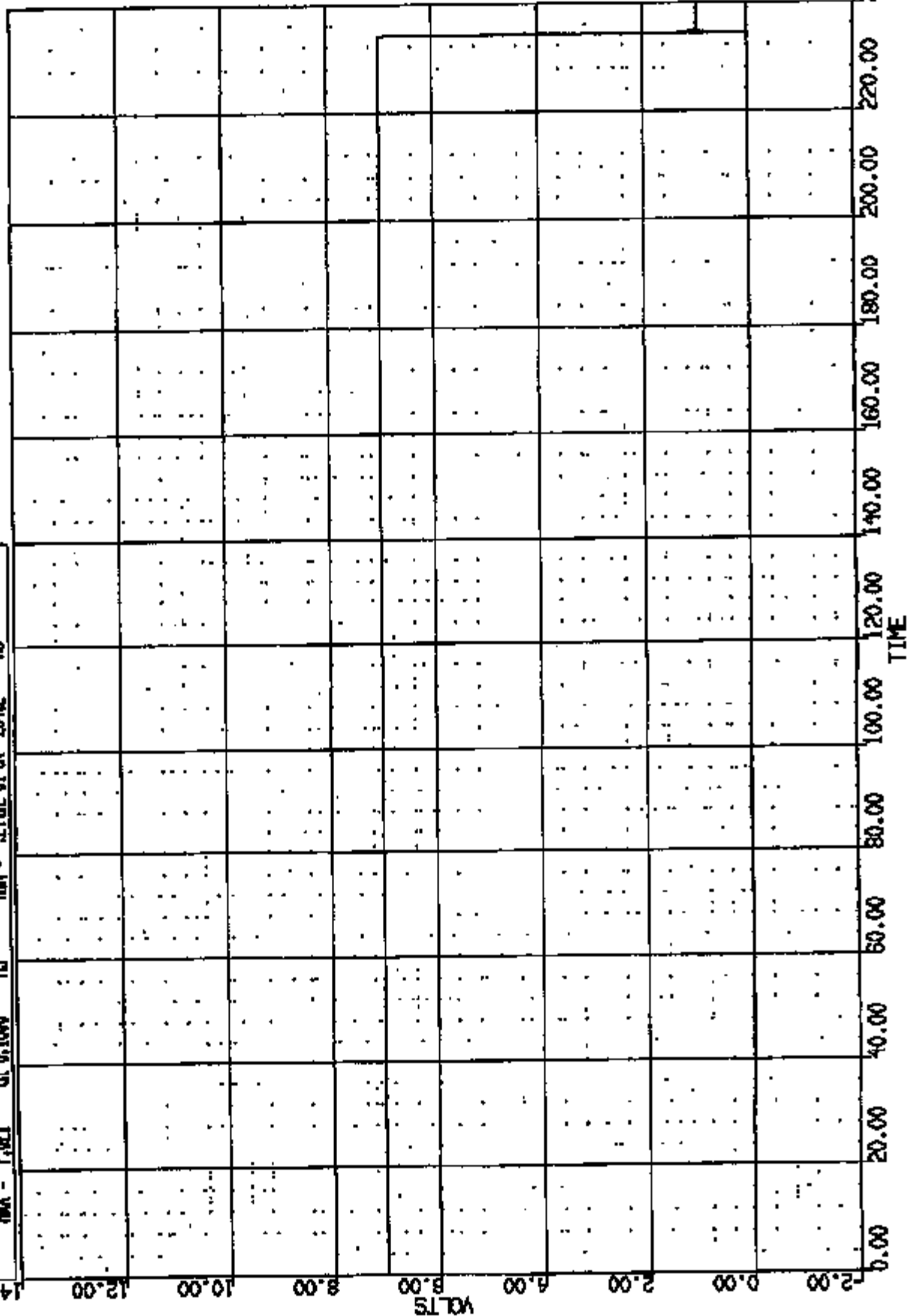
AXIS 1



CR N: 10848 TDI TA4929 DATE: 270828 08:08:48
100X DN-101 UNKNOWN

(5) CR108481 C/F FLOOR PWR @ LHD AC0 5 AC 400V
MAX = 7.021 at 0.1880 MS MIN = -2.241E-01 at 231.2 MS


AXIS 1



CR# 10848 TOI TA4929 DATE: 970926 08:08:48
IJOB DN-101 UNKNOWN

(6) CR100481 C/F FLOOR PAN @ RHD ACD 1 AC 400C
MAX = 0.1953 at 3.090 MS MIN = 0.1416 at 161.2 MS

AXIS 1



CR R: 10848 TO: TA4929 DATE: 970928 08:08:48
108X DN-101 UNKNOWN

(7) CHROMAT C/F FLOOR PAN @ 1800 ACID 2 AC 4000C
MAX = 0.193 at 161.0 16 MIN = 0.146 at 161.2 16

AXIS 1

8.00

7.00

6.00

5.00

4.00


3.00

2.00

1.00

0.00

Volts



TIME

240.00

220.00

200.00

180.00

160.00

140.00

120.00

100.00

80.00

60.00

40.00

20.00

0.00


UPR: 10848 TO: TA4929 DATE: 970926 09:08:48
189X DN-101 UNKNOWN

(8) CRUO88T C/F FLOOR PAN @ RD ACID 3 AC 400C
MAX = 0.1953 at 3.040 MS MIN = 0.1416 at 161.2 MS

AXIS 1

8.00
7.00
6.00
5.00
4.00
3.00
2.00
1.00
0.00

Volts




TIME

CR R: 10848 TO: TA4929 DATE: 870926 08:06:48
198X DN-101 UNKNOWN

(9) CR1688BT C/F FLOOR PAN @ RD 160 4 AC 4000C
MAX = 0.1953 at 3.040 MS MIN = 0.1465 at 161.2 MS


AXIS 1



LR R: 10848 TO: TA4929 DATE: 970928 08:08:48
188X DN-101 UNKNOWN

(10) CR108481 C/F FLOOR PAN @ 840 ACD 5 AC 4000C
MAX = 0.1953 at 3.000 MS MIN = 0.1357 at 101.2 MS

AXIS 1



CR R: 10848 TO: TA4929 DATE: 070920 09:08:48
169X CN-101 UNKNOWN

(11) CR10848 C/F FLOOR PAN @ 8ND ADD 6 MC 4000C

MAX = 0.1904 at 3.00 MG

MIN = 0.1416

at 161.1 MG

AXIS 1

MG

8.00

7.00

6.00

5.00

4.00

3.00

2.00

1.00

0.00

Volts

0.00 20.00 40.00 60.00 80.00 100.00 120.00 140.00 160.00 180.00 200.00 220.00 240.00

TIME

CR R1 10848 TO: TA4929 DATE: 970928 08:06:48
189X DN-101 UNKNOWN

(12) CRUSHBT C/F FLOOR PIN @ RD ADJ 7 AC 4000C

MAX = 5.554 at 3.120 MS MIN = 4.821 at 5.090 MS

AXIS 1

8.00

7.00

6.00

5.00

4.00


3.00

2.00

1.00


0.00

NONE



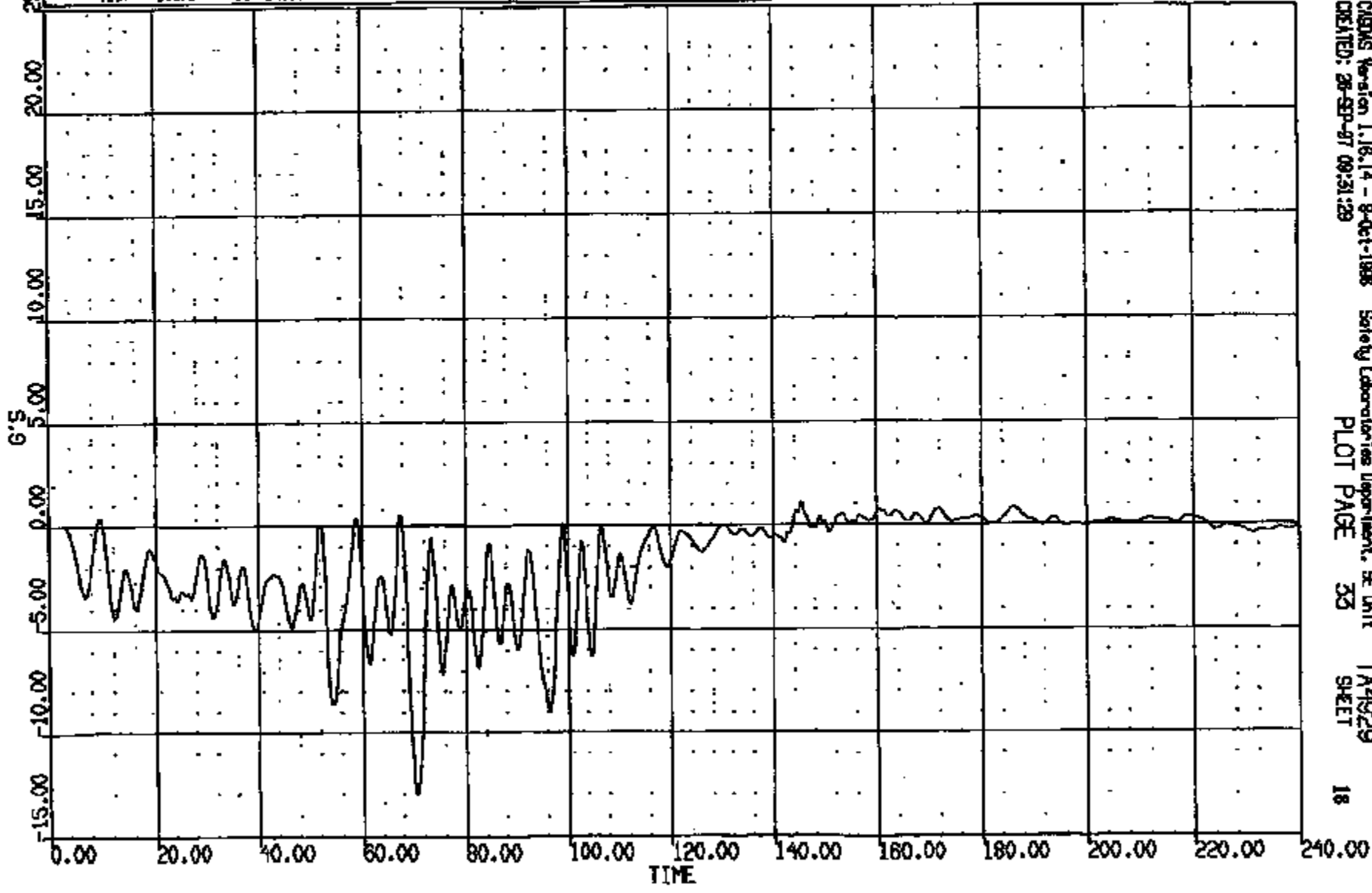
UR R: 10846 TO: TA4929 DATE: 270898 09:08:48
100X DN-101 UNKNOWN

(13) CHLORINE C/F FLOOR PAN @ RD ACID @ AC 4000C
MAX = 1.018 at 5.120 MS MIN = 1.016 at 0.755E-01 MS
AXIS 1



CR R: 10848 TO: TA4929 DATE: 870929 08:06:48
189X DN-101 UNKNOWN

(14) CR10848T C/F FLOOR PAN @ LHD ACD LONG 60C
MAX = 1.078 at 15.3 MS MIN = -13.04 at 70.48 MS **AXIS 1**

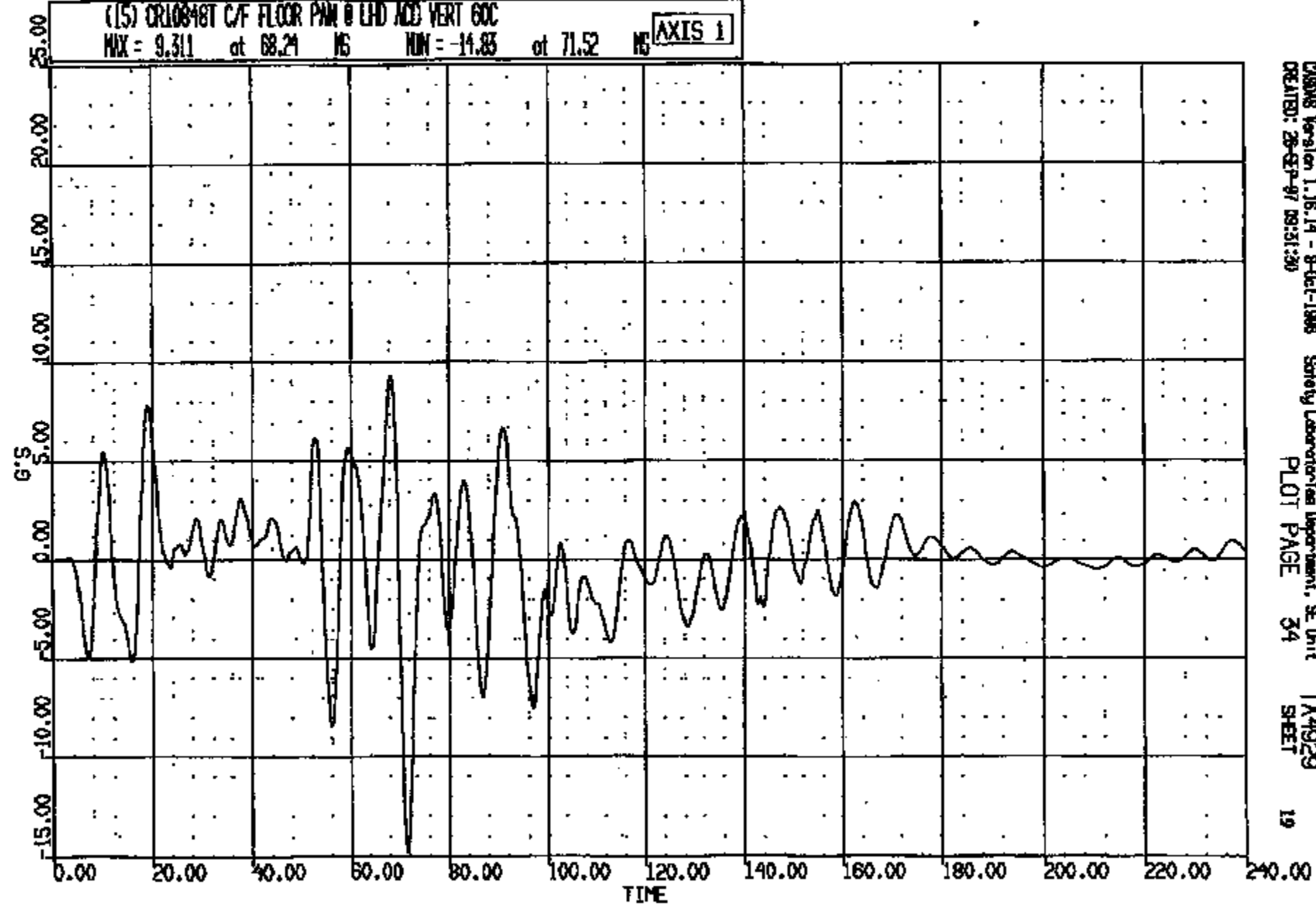


CHROMS Version 1.16.14 - 8-Oct-1988 Safety Laboratories Department, EE Unit TA4929
CREATED: 26-SEP-87 09:31:29 PLOT PAGE 33 SHEET 18

CRTS 0010848

CR #: 10848 TO: TA4929 DATE: 970929 09:08:48
199X DN-101 UNKNOWN

(15) CR10848T C/F FLOOR PAN @ LHD ACE VERT 60C
MAX = 9.311 at 68.24 MS MIN = -14.83 at 71.52 MS **AXIS 1**

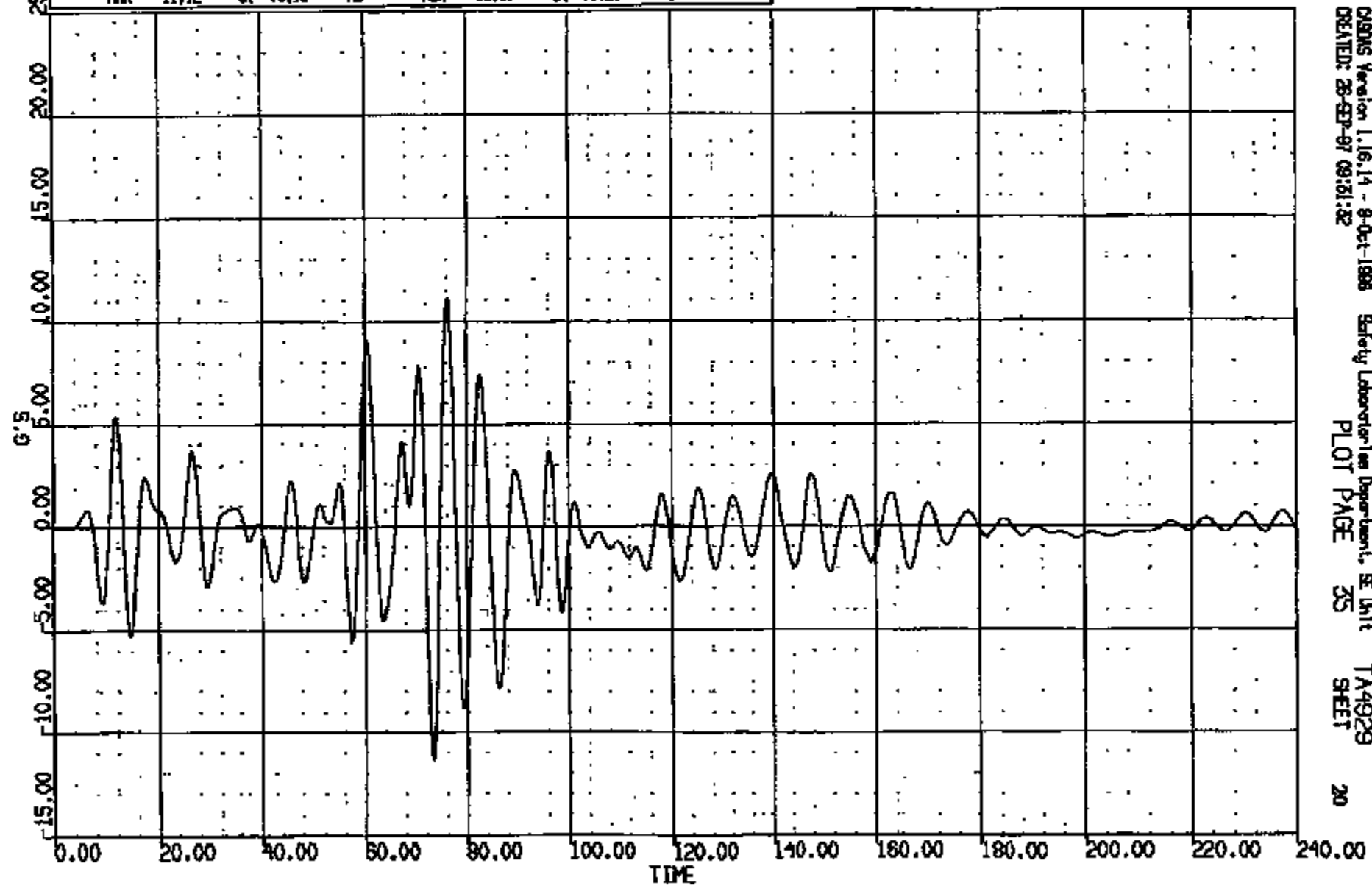


CRS08 Version 1.16.14 - 8-Oct-1998 Safety Laboratories Department, SE Unit TA4929
CREATED: 26-SEP-97 09:51:30 PLOT PAGE 34 SHEET 19

CRIS 0010848

CR R: 10848 TO: TA4929 DATE: 970828 08:08:48
100X DN-101 UNKNOWN

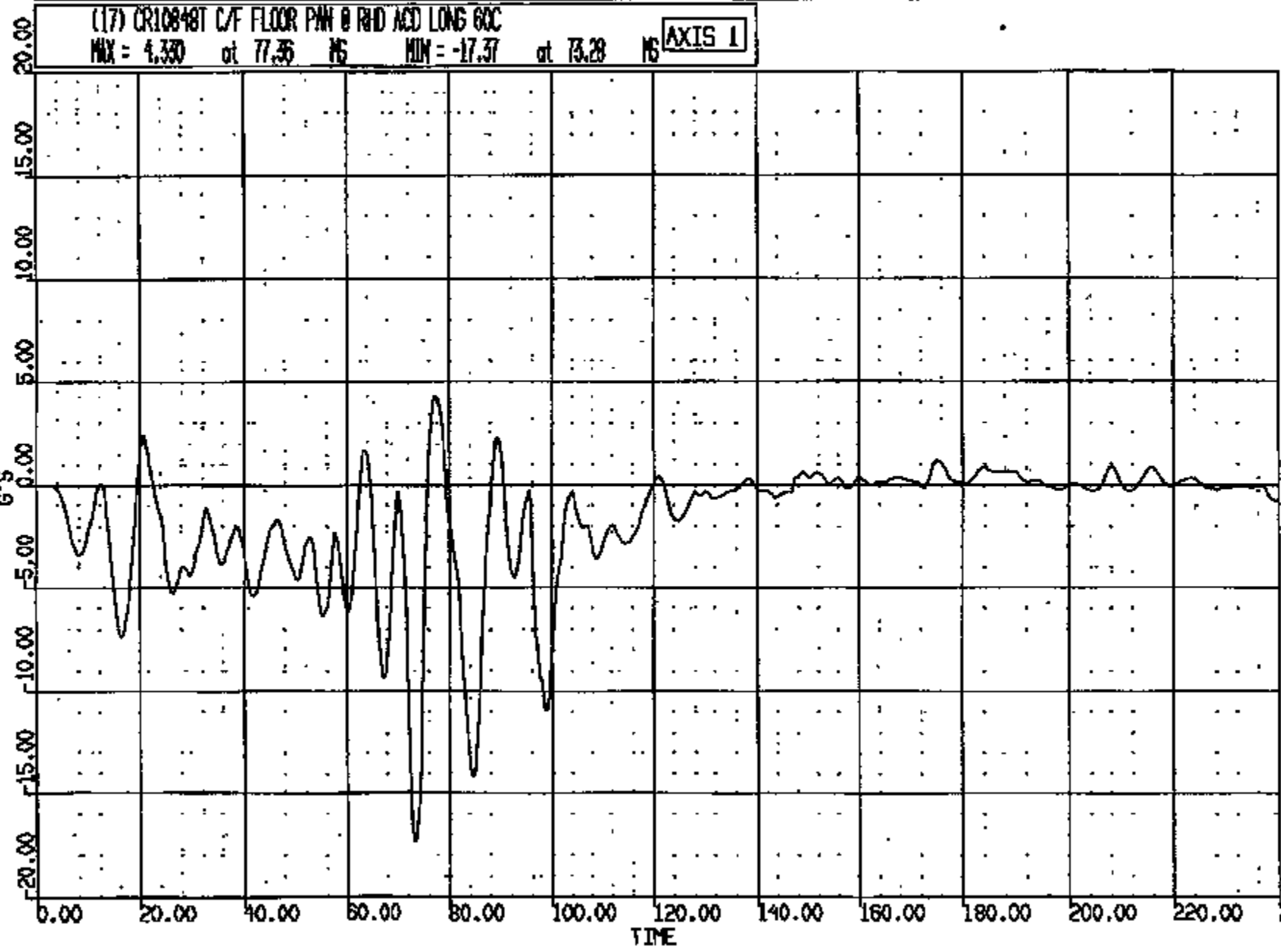
(16) CR10848T C/F FLOOR PAN @ LHD ACD LAT 60C
MAX = 11.12 at 76.16 MS MIN = -11.31 at 73.28 MS **AXIS 1**



CRS Version 1.16.14 - 8-Oct-1998 Safety Laboratory Department, SE Unit TA4929
CREATED: 28-SEP-97 09:51:32 PLOT PAGE 35 SHEET 20

CRTS 0010848

CR R: 10848 TO: TA4929 DATE: 970929 09:08:48
100X DN-101 UNKNOWN

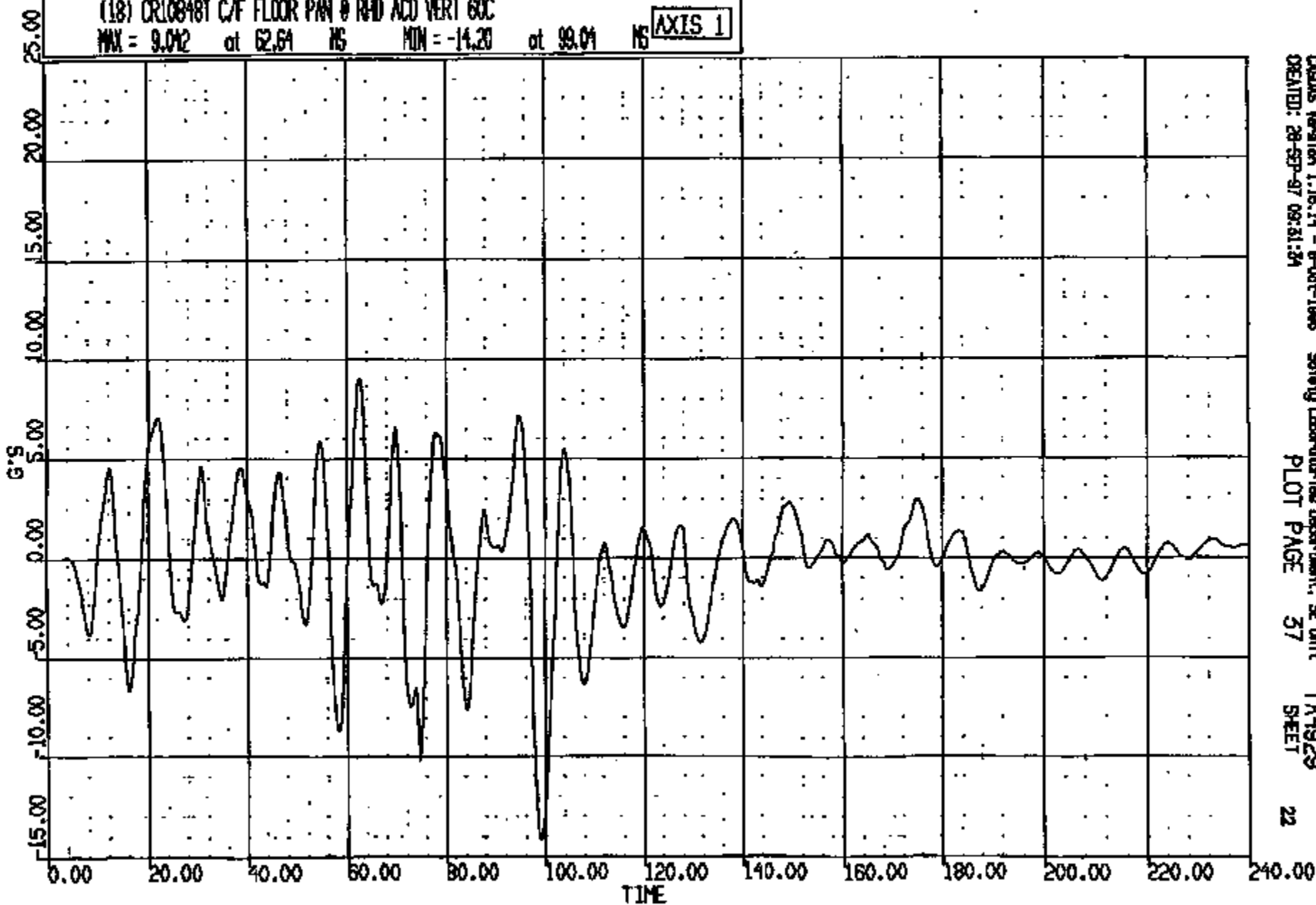


CHROM Version 1.16.14 - 8-Oct-1998 Safety Laboratories Department, SE Unit
CREATED: 28-SEP-97 09:21:55 PLOT PAGE 36 TA4929 SHEET 21

CRIS 0010848

CR R: 10848 TO: TA4929 DATE: 070928 09:06:48
199X DN-101 UNKNOWN

(18) CR10848T C/F FLOOR PAN @ RAD ACQ VERT GOC
MAX = 9.042 at 62.64 NS MIN = -14.20 at 99.04 NS **AXIS 1**

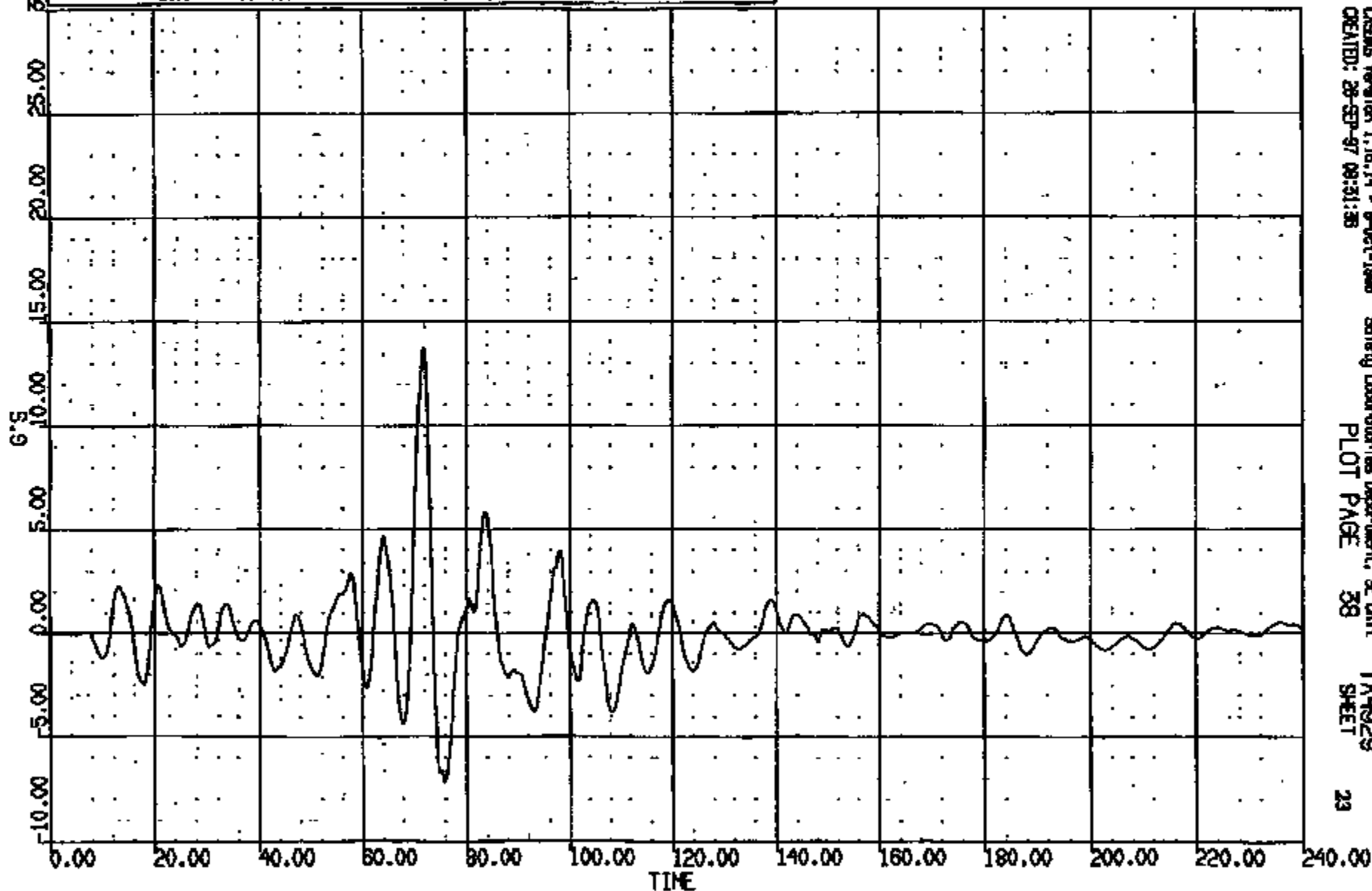


CASDS Version 1.18.14 - 8-Oct-1988 Safety Laboratories Department, SE Unit TA4929
CREATED: 28-SEP-97 09:51:24 PLOT PAGE 57 SHEET 22

CRTS 0010848

CR R: 10848 TO: TA4929 DATE: 970829 09:08:48
199X DN-101 UNKNOWN

(19) CR10848T C/F FLOOR PAN @ RHD ACD LAT 60C
MAX = 13.67 at 71.89 MS MIN = -7.194 at 75.76 MS **AXIS 1**



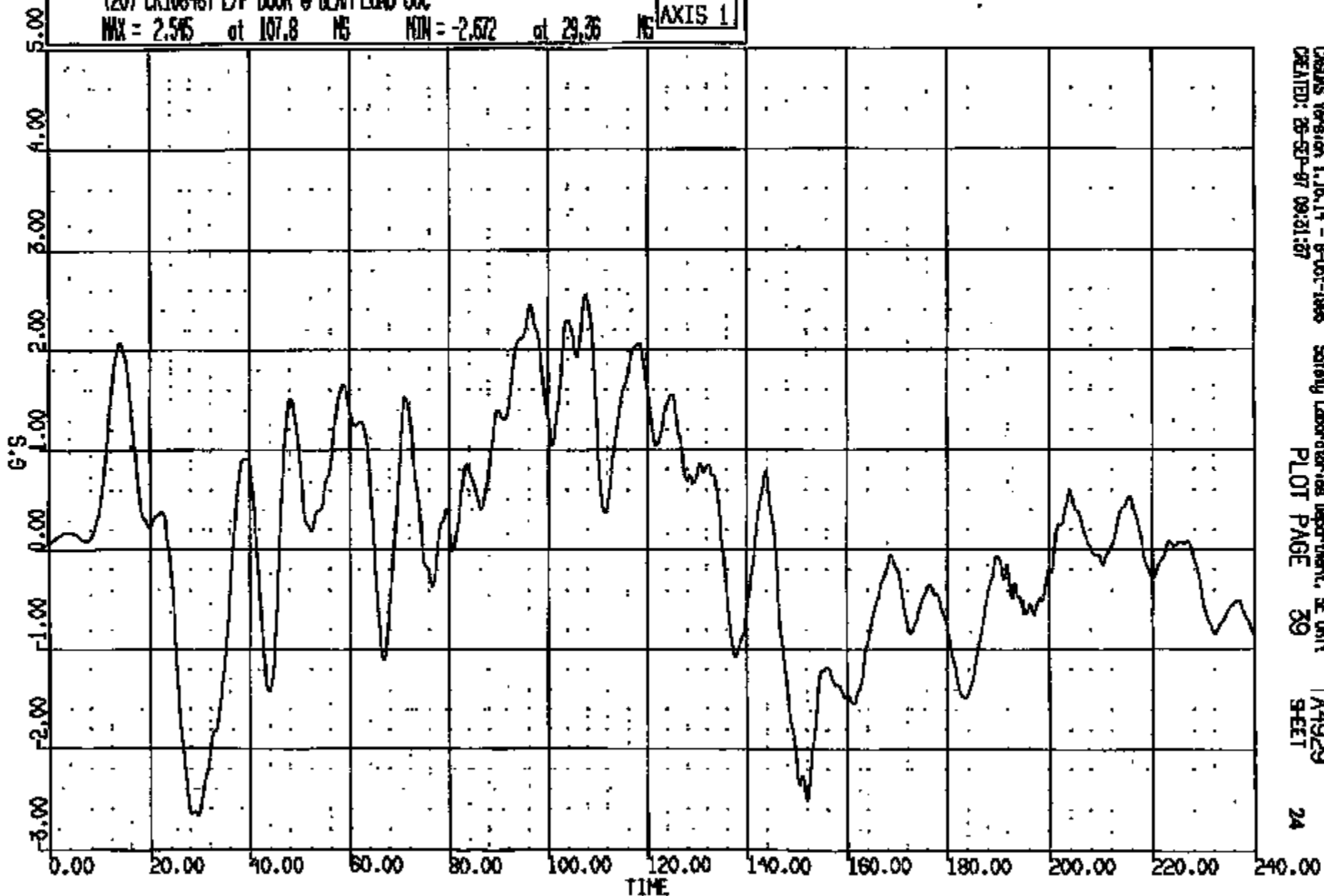
CR10848

CR R: 10848 TD: TA4929 DATE: 970828 09:08:48
100X DN-101 UNKNOWN

(20) CRT0848T L/F DOOR @ BEAM LONG 60C

MAX = 2.595 at 107.8 NS MIN = -2.572 at 29.36 NS

AXIS 1



CRTS 0010848

CRSUS Version 1.16.14 - 9-Oct-1998
CREATED: 26-SEP-97 09:31:27

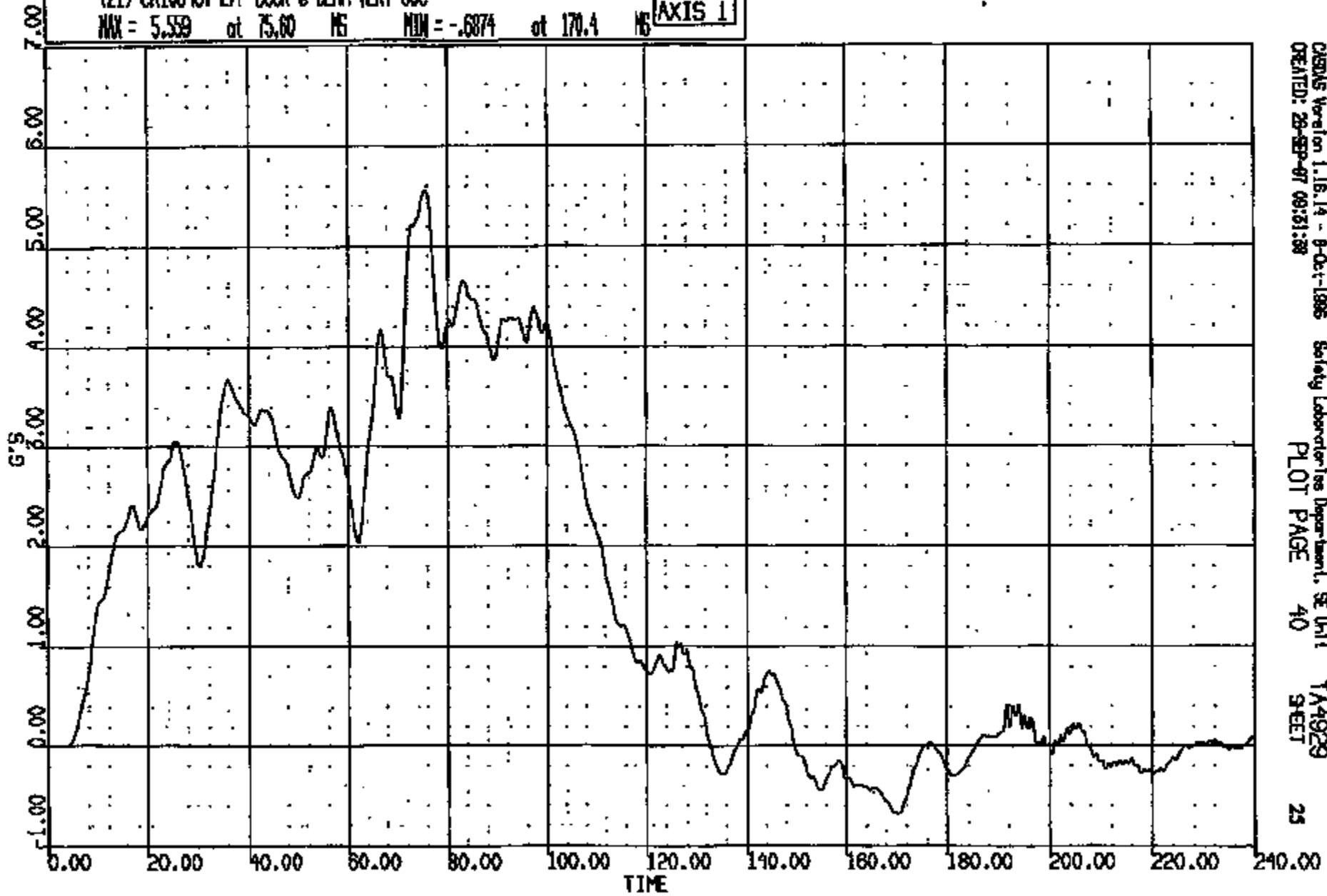
Safety Laboratories Department, SE Unit
PLOT PAGE 29

TA4929
SHEET

24

CR #: 10848 TO: TA4929 DATE: 870929 08:08:48
100X DN-101 UNKNOWN

(21) CR10848T L/F DOOR @ BEAM VERT 60C
MAX = 5.539 at 75.00 MS MIN = -.6874 at 170.4 MS **AXIS 1**

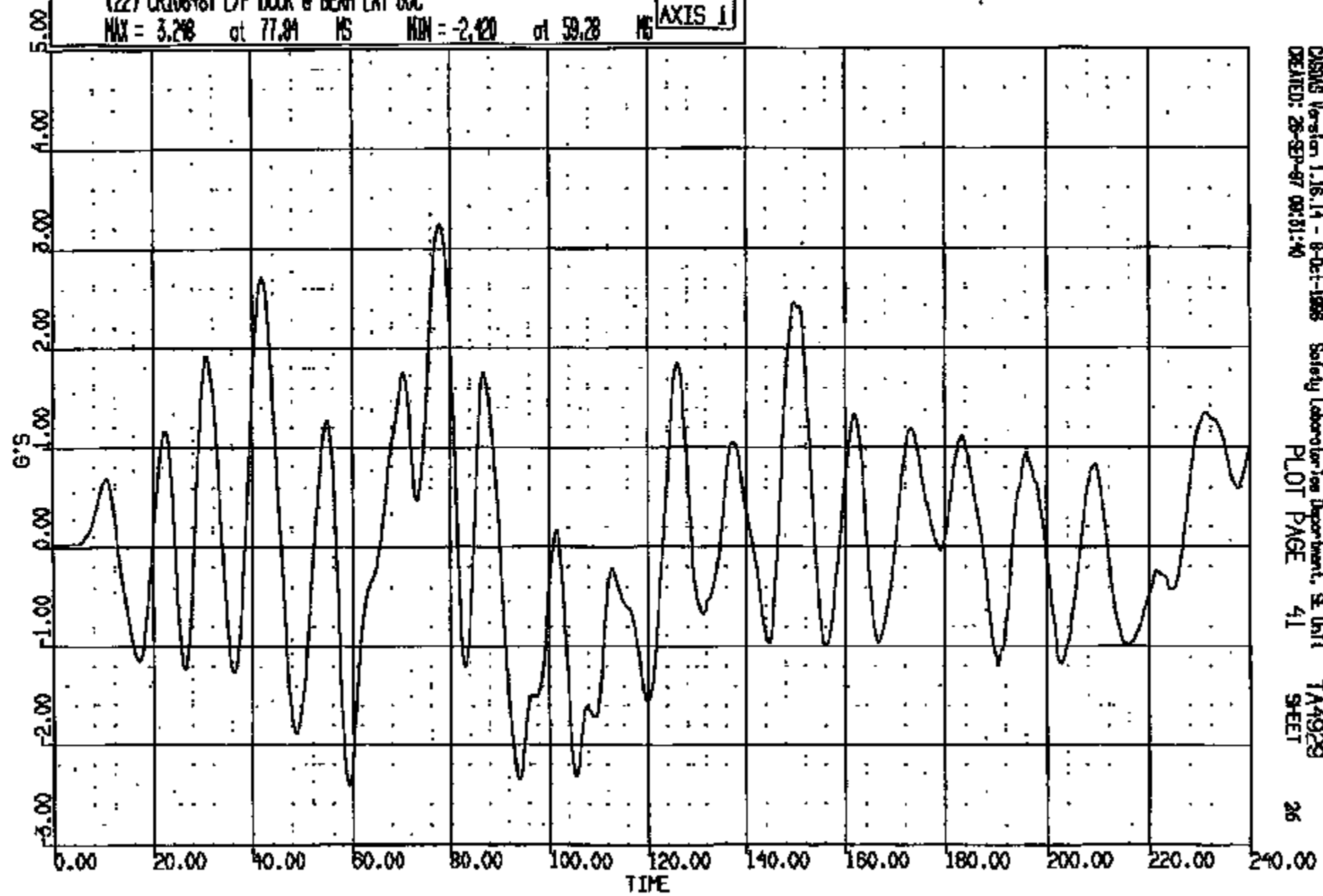


CRSAS Version 1.16.14 - 8-Oct-1986 Safety Laboratories Department, SE Unit 1
CREATED: 29-SEP-87 09:21:28
PLOT PAGE 40
TA4929
SHEET 25

CRIS 0010848

CR R: 10848 TO: TA4929 DATE: 970928 08:00:48
189X DN-101 UNKNOWN

(22) CR10848T L/F DOOR @ BEAM LAT 60C
MAX = 3.248 at 77.84 MS MIN = -2.420 at 59.28 MS **AXIS 1**

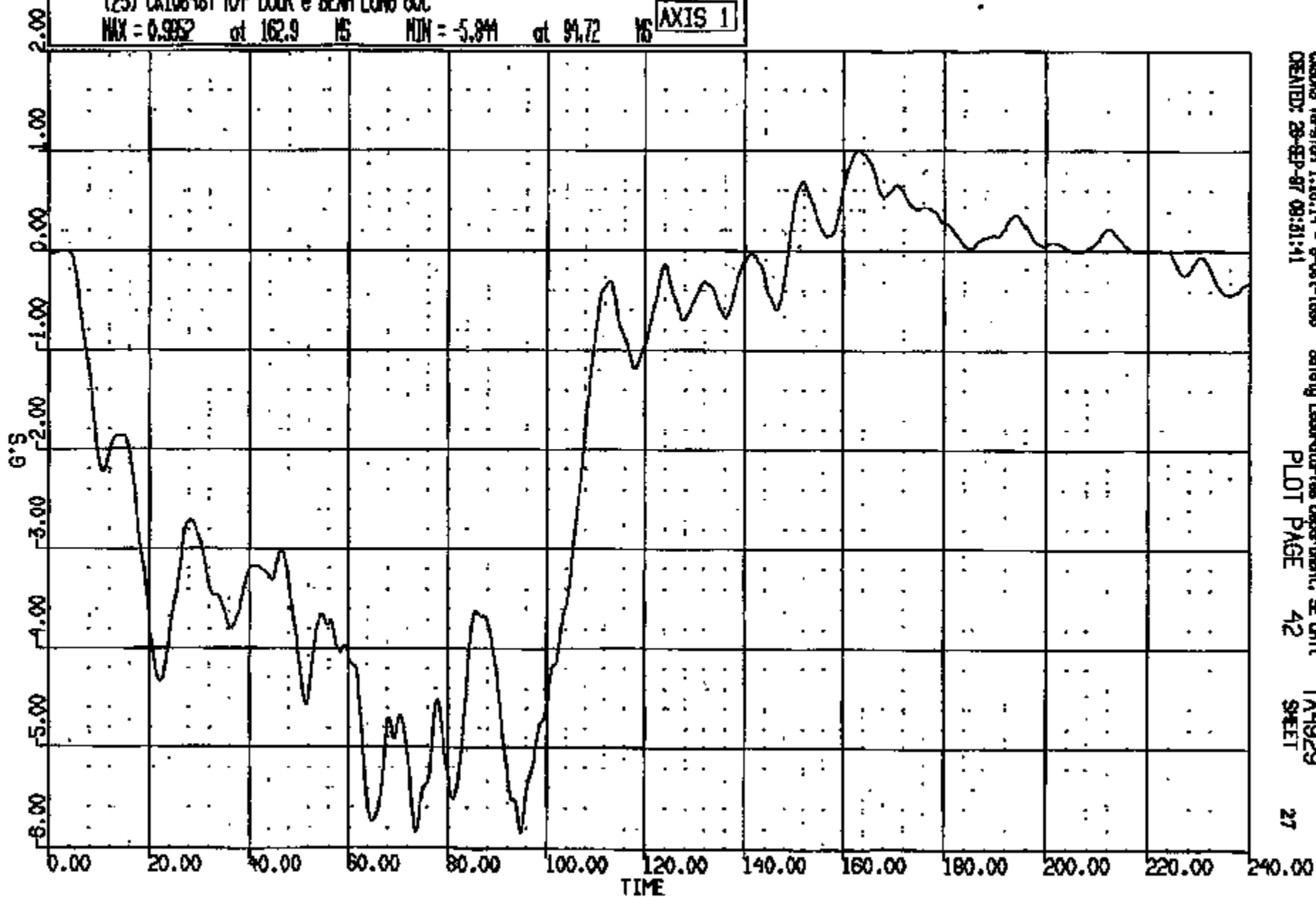


CASMS Version 1.16.14 - 8-Oct-1998 Safety Laboratories Department, SE Unit 1 TA4929
CREATED: 28-SEP-97 08:31:40 PLOT PAGE 41 SHEET 26

CRTS 0010848

CR R: 10848 TO: TA4929 DATE: 870928 09:08:48
199X DN-101 UNKNOWN

(25) CR10848T R/F DOOR @ BEAM LONG 60C
MAX = 0.9852 at 162.9 MS MIN = -5.844 at 91.72 MS **AXIS 1**



CASDS Version 1.18.14 - 8-Oct-1988
CREATED: 28-SEP-87 09:31:41

Safety Laboratories Department, SE Unit
PLOT PAGE 42

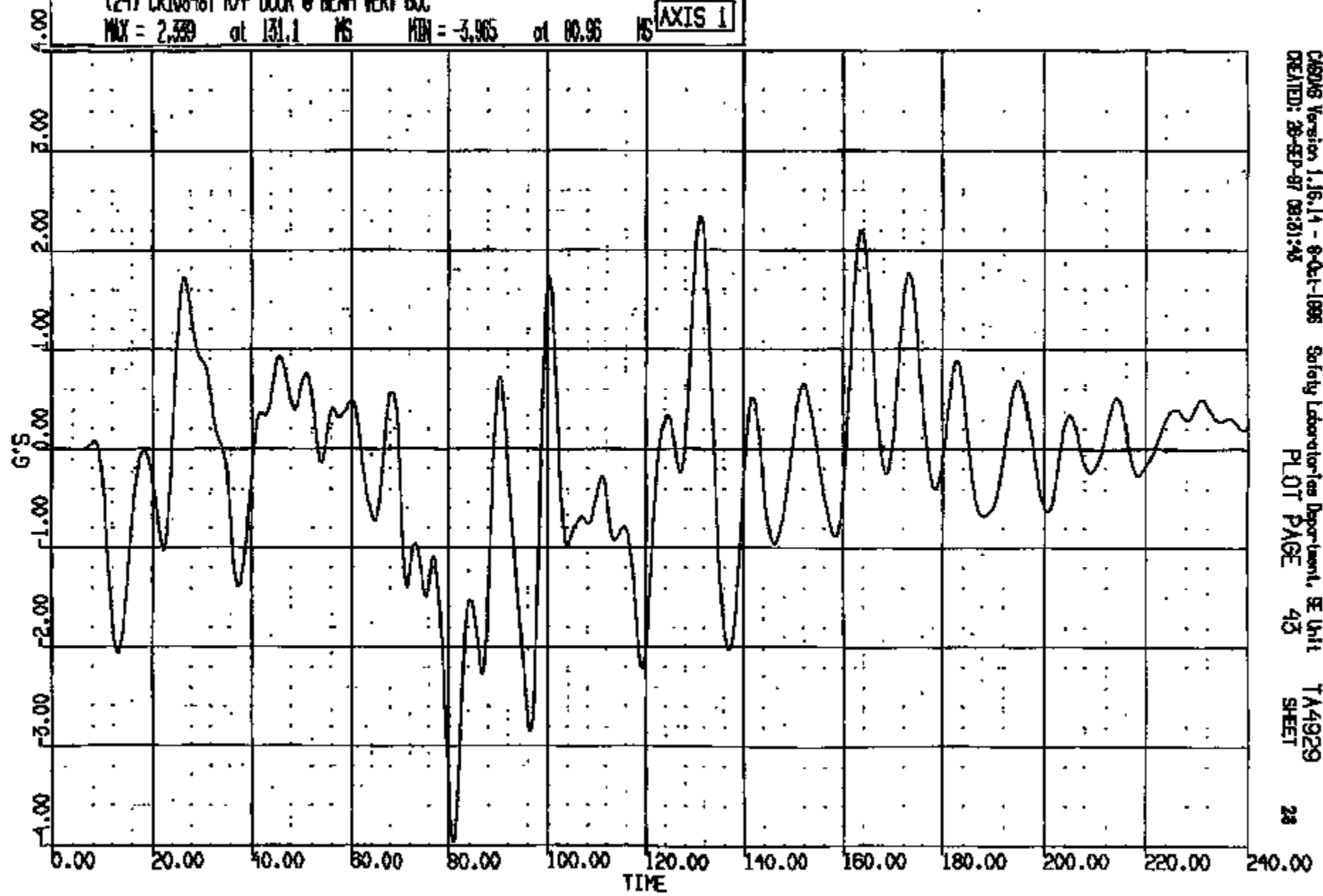
TA4929
SHEET

27

CRIS 0010848

CR R: 10848 TD: TA4929 DATE: 270929 08:08:48
199X DN-101 UNKNOWN

(24) CR10848T R/F DOOR @ BEAM VERT 6XC
MAX = 2.339 at 131.1 MS MIN = -3.965 at 00.95 MS **AXIS 1**



CRS018 Version 1.16.14 - 8-Oct-1998 Safety Laboratories Department, E Unit TA4929
CREATED: 28-SEP-97 08:21:48 PLOT PAGE 43 SHEET 28

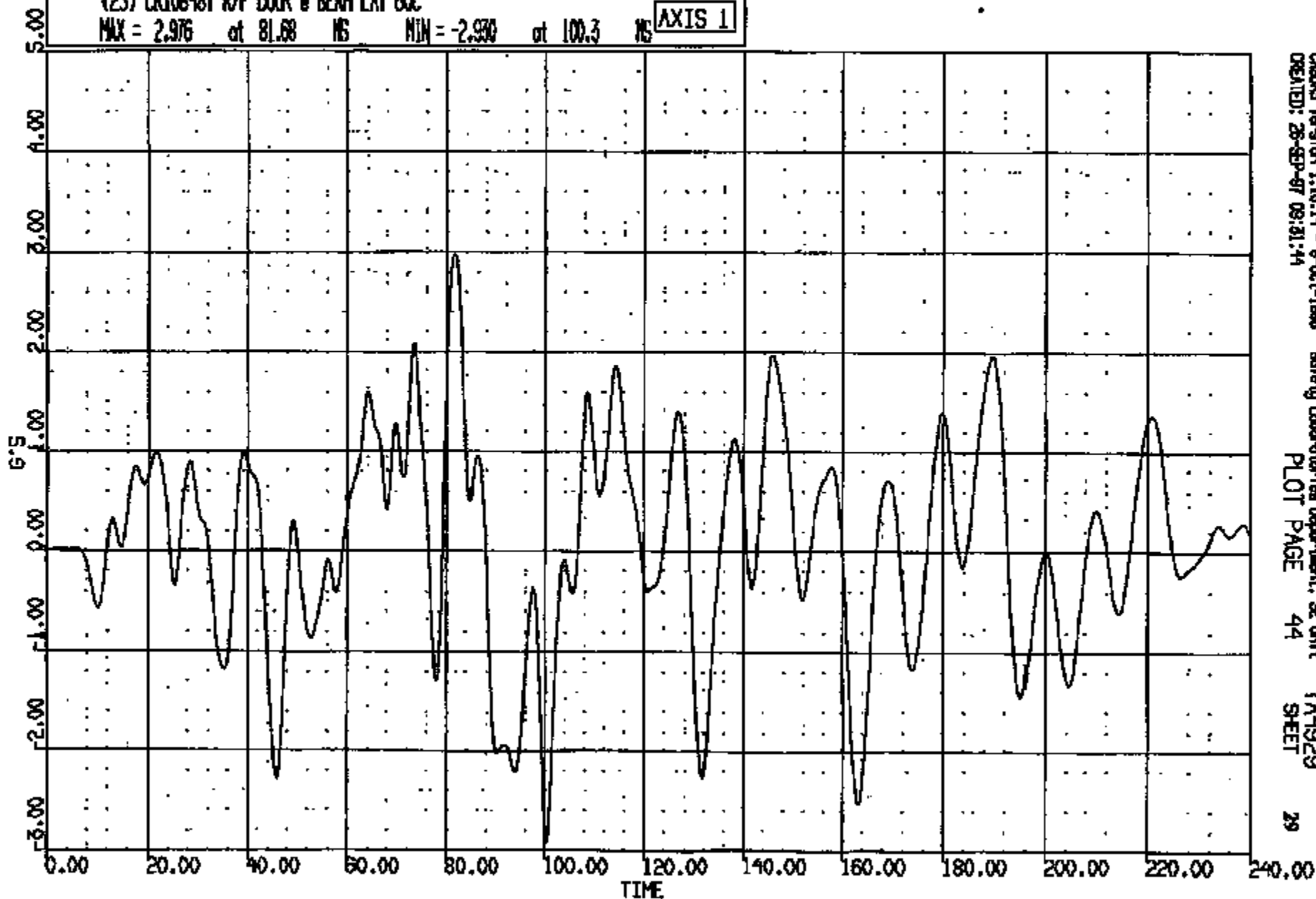
CRTS 0010848

LR R: 10848 TO: TA4929 DATE: 870928 09:08:48
198X DN-101 UNKNOWN

(25) CR10848T R/F DOOR @ BEAM LAT 60C

MAX = 2.976 at 81.68 NS MIN = -2.930 at 100.3 NS

AXIS 1



CRS05 Version 1.16.14 - 8-Oct-1988
CREATED: 28-SEP-87 09:31:44

Safety Laboratories Department, SE Unit
PLOT PAGE 44

TA4929
SHEET

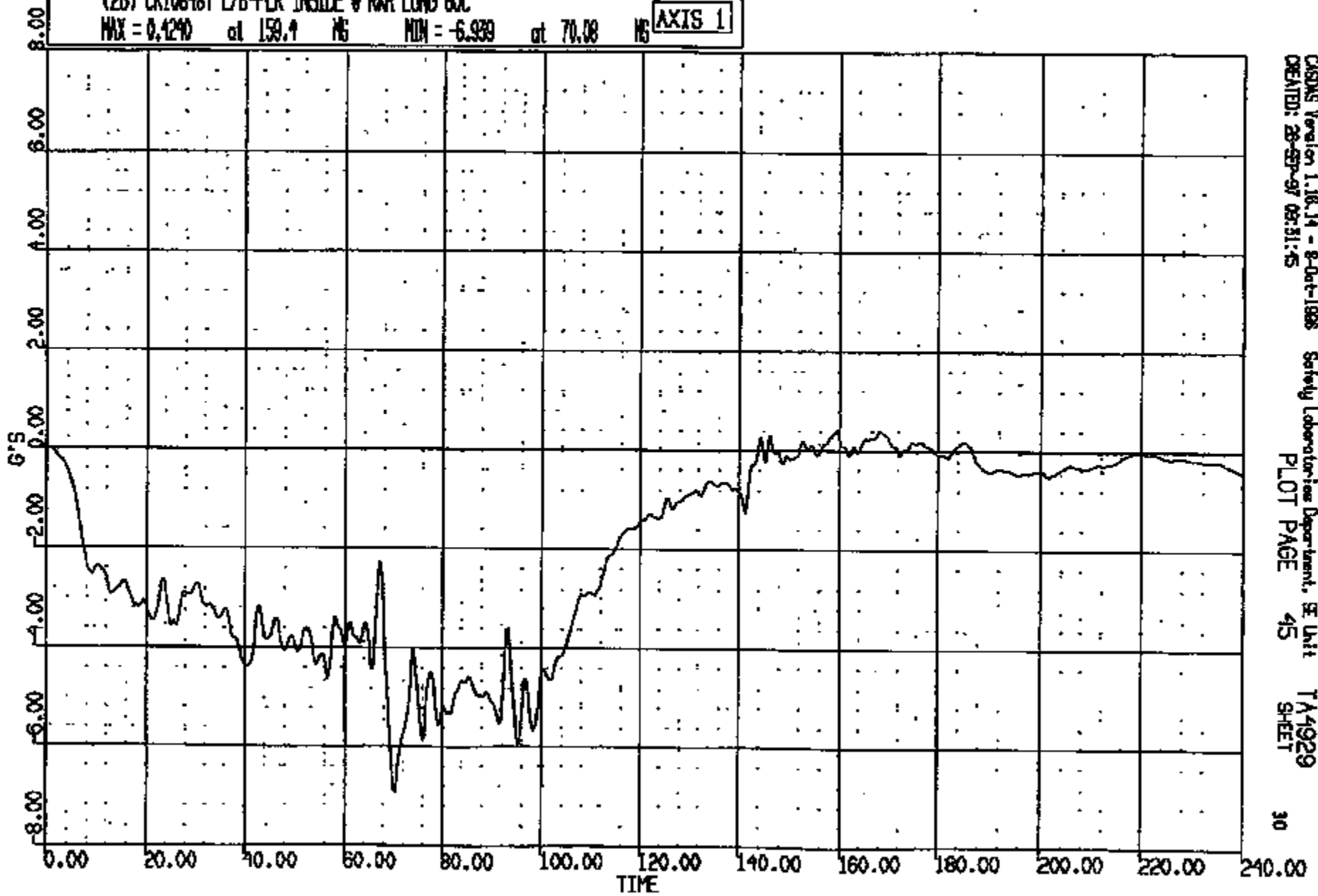
29

CRIS 0010848

CR R: 10848 TO: TA4929 DATE: 970929 09:06:48
199X DN-101 UNKNOWN

(26) CR10848T L/B-PLR INSIDE @ RWR LONG 60C

MAX = 0.4240 at 159.9 MS MIN = -6.9389 at 70.08 MS **AXIS 1**



CASINS Version 1.18.14 - 8-Oct-1998
CREATED: 29-SEP-97 09:51:45

Safety Laboratories Department, SE Unit
PLOT PAGE 45

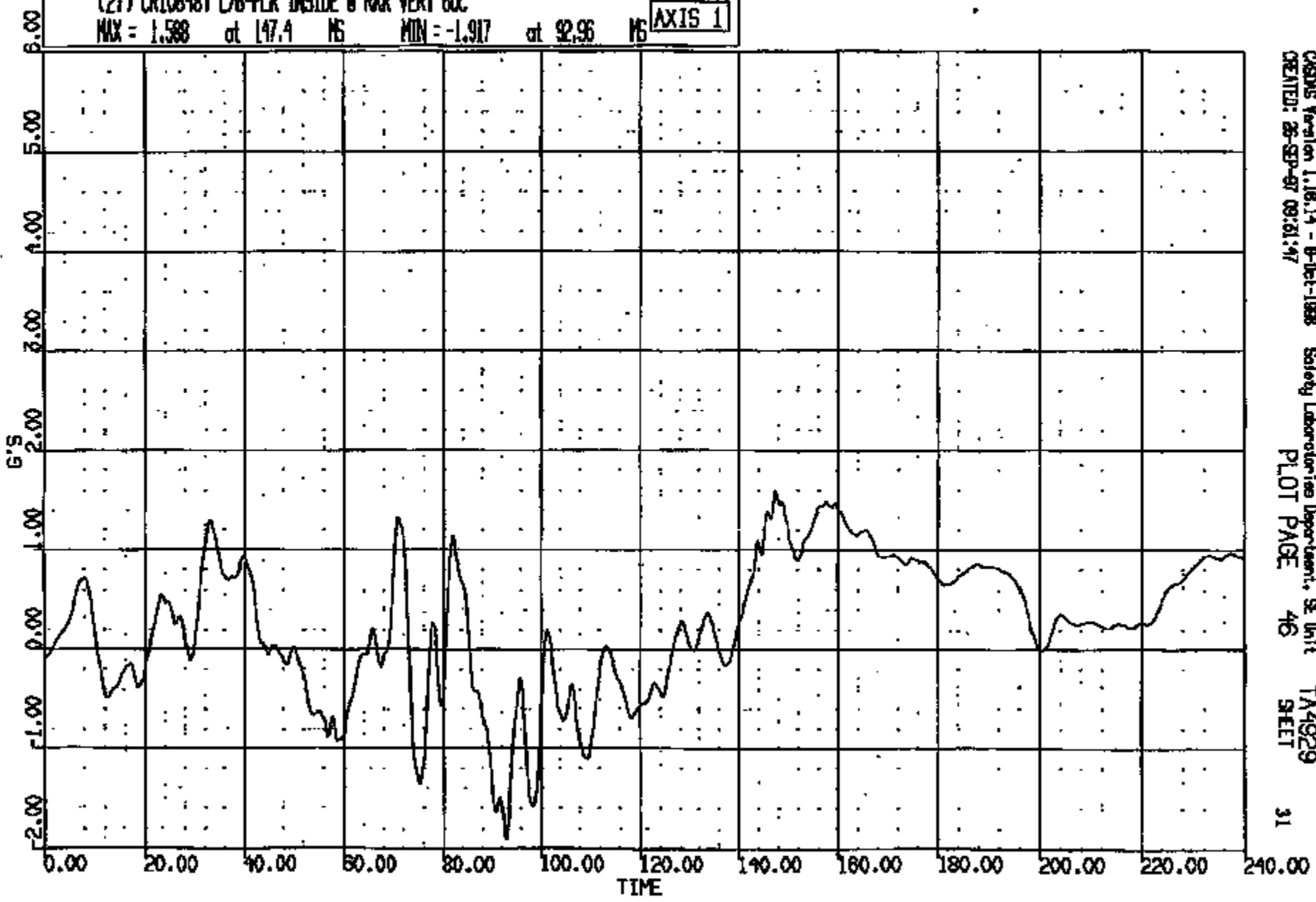
TA4929
SHEET

30

CRTS 0010848

LR #: 10848 TO: TA4929 DATE: 070928 09:08:48
100X DZ-101 UNKNOWN

(27) CR10848T L/B-PLR INSIDE @ P&R VERT 60C
MAX = 1.588 at 147.4 MS MIN = -1.917 at 92.96 MS **AXIS 1**

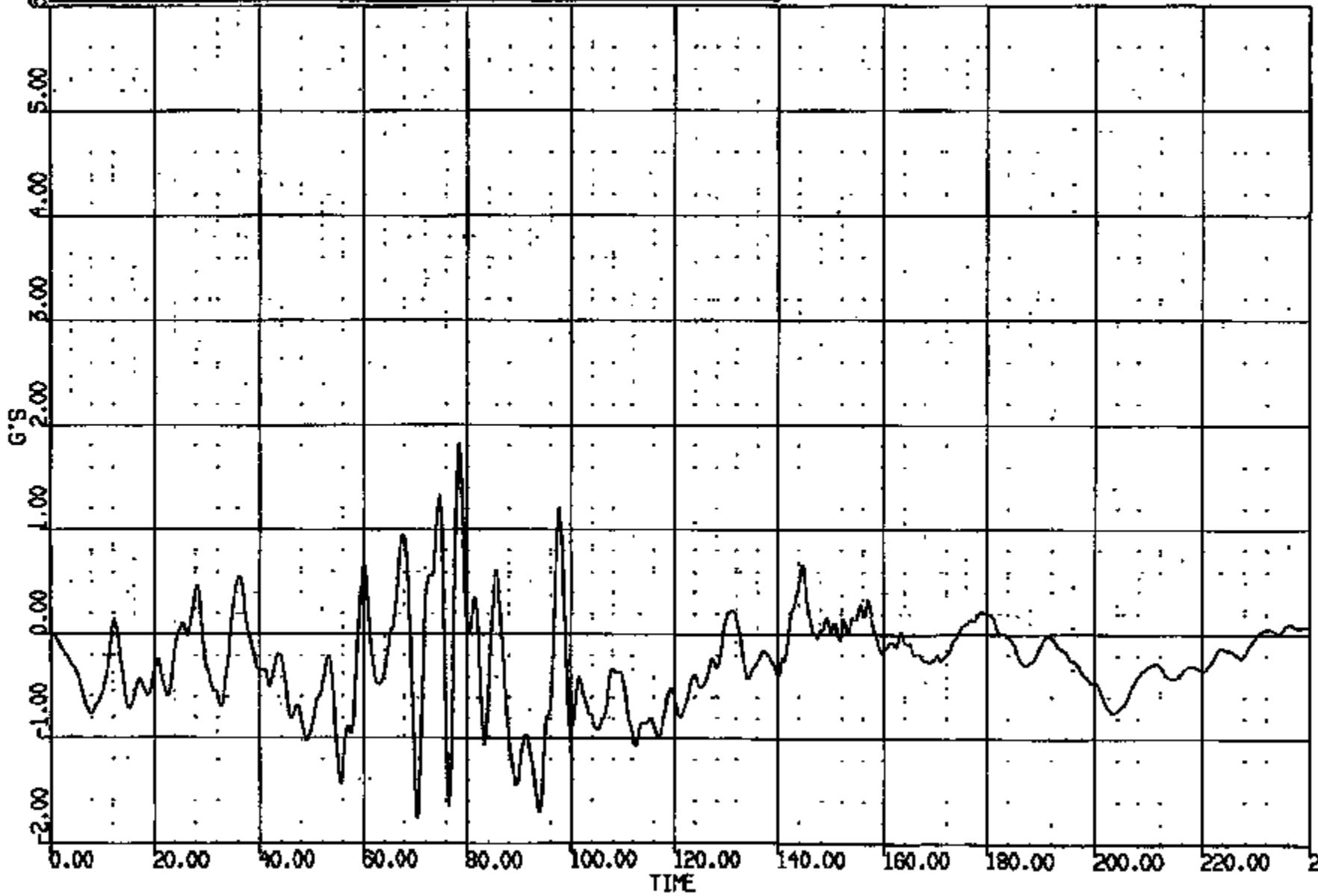


CRSWS Version 1.16.14 - 8-Dec-1998 Safety Laboratories Department, SE Unit TA4929
CREATED: 26-SEP-97 09:51:47 PLOT PAGE 46 SHEET 31

CRTS 0010848

LR R: 10848 TO: TA4929 DATE: 870828 09:08:48
100X DN-101 UNKNOWN

(28) CR10848T L/B-PLR INSIDE @ RR LAT 60C
MAX = 1.817 at 78.56 NS MIN = -1.770 at 70.48 NS **AXIS 1**



CASMS Version 1.16.14 - 8-Oct-1988 Safety Laboratories Department, BE Unit
CREATED: 28-SEP-87 09:31:48 PLOT PAGE 47 TA4929
SHEET 32

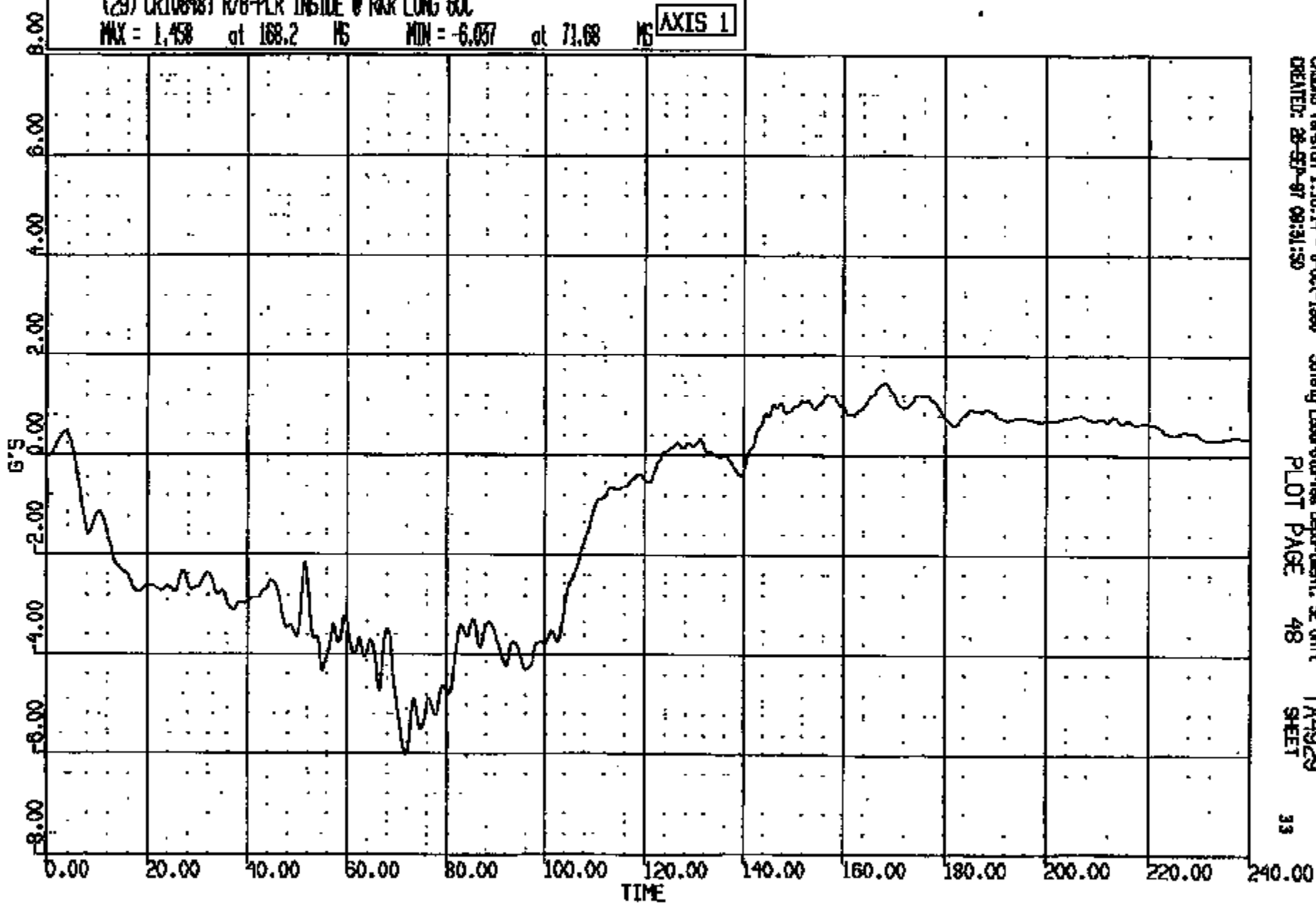
CRTS 0010848

CR R: 10948 TO: TA4929 DATE: 970926 09:08:48
100X DN-101 UNKNOWN

(29) CR108487 R/B-PLR INSIDE @ RKR LONG 60C

MAX = 1.458 at 168.2 MS MIN = -6.057 at 71.68 MS

AXIS 1



CRTS 0010848

ORION Version 1.18.14 - 8-Oct-1998
CREATED: 26-SEP-97 09:31:50

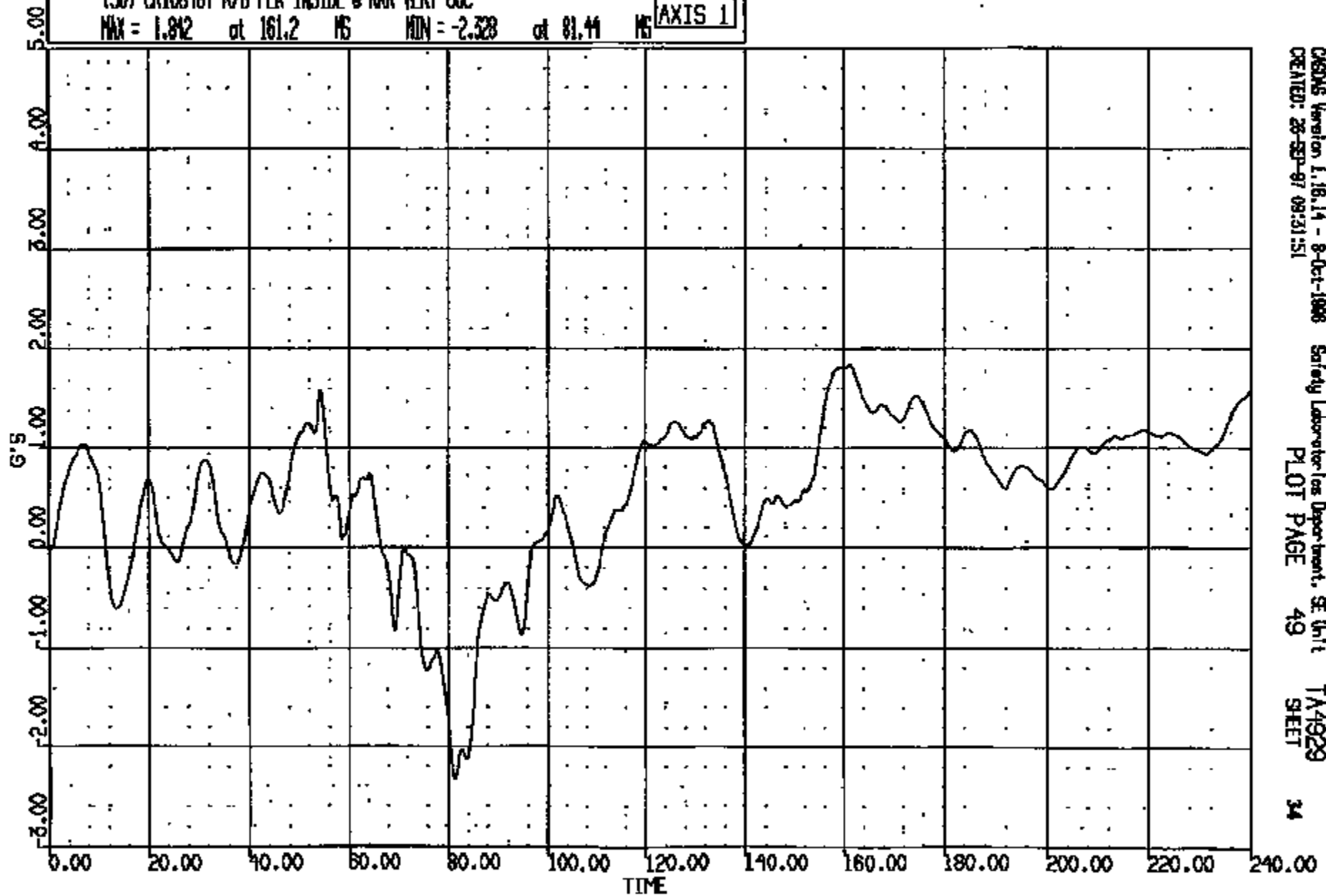
Safety Laboratories Department, SE Unit
PLOT PAGE 48

TA4929
SHEET

33

CR R: 10848 TD: TA4929 DATE: 970926 09:06:48
189X DN-101 UNKNOWN

(30) CR10848T R/B-PLR INSIDE @ RKR VERT GOC
MAX = 1.842 at 161.2 MS MIN = -2.328 at 81.44 MS **AXIS 1**



CASIMS Version 1.18.14 - 8-Oct-1998
CREATED: 26-SEP-97 09:31:51

Safety Laboratory Department, SE Unit
PLOT PAGE 49

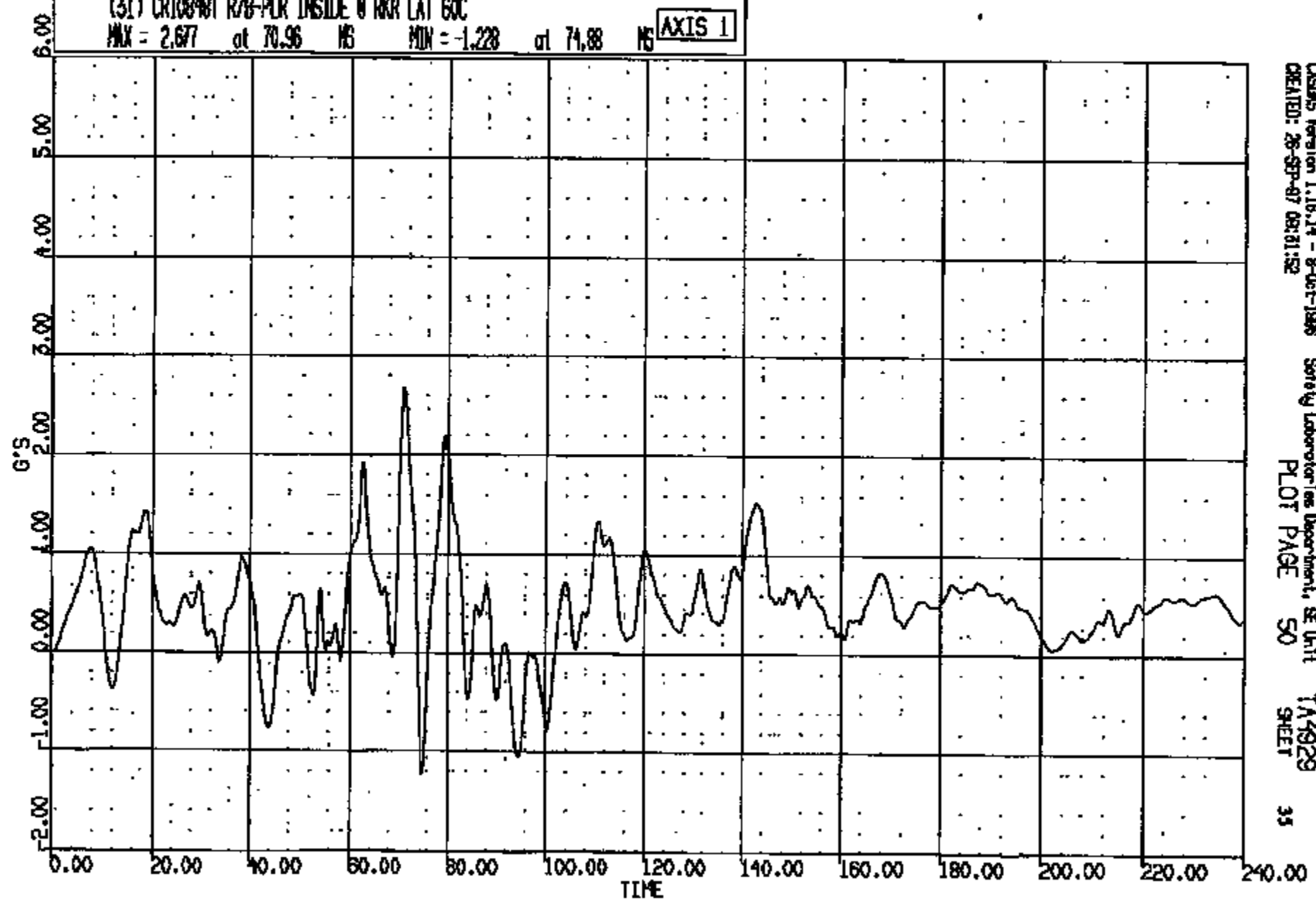
TA4929
SHEET

34

CRTS 0010848

CR R# 10848 TO: TA4929 DATE: 970926 09:08:48
100X DN-101 UNKNOWN

(31) CR10048T R/B-PLR INSIDE @ RKR LAT 60C
MAX = 2.677 at 70.96 MS MIN = -1.228 at 74.88 MS **AXIS 1**

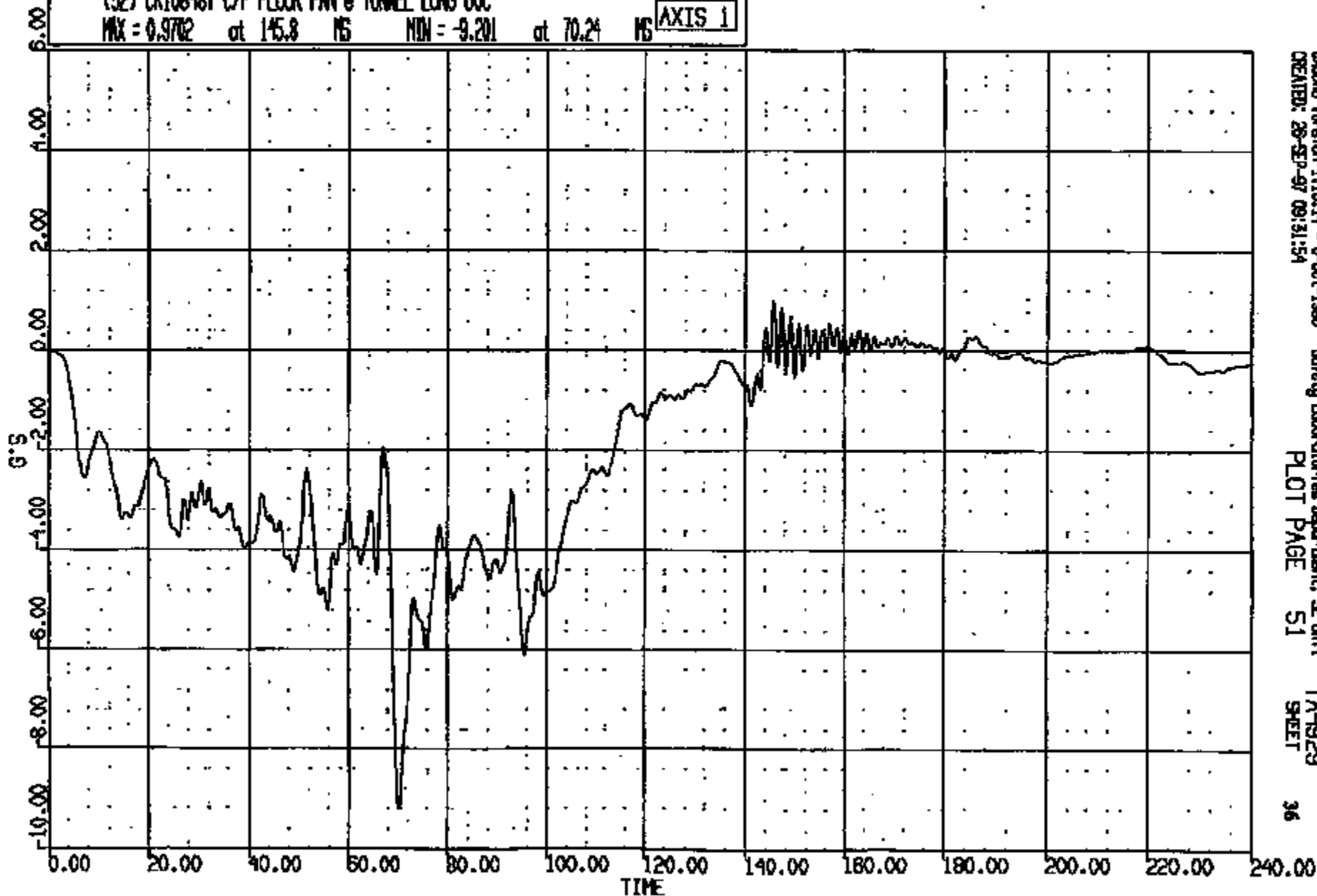


CAS915 Version 1.18.14 - 8-Oct-1998 Safety Laboratories Department, SE Unit
CREATED: 26-SEP-97 09:01:52 PLOT PAGE 50 SHEET 35

CRTS 0010848

CR R: 10848 TO: TA4929 DATE: 970926 09:08:48
100X DN-101 UNKNOWN

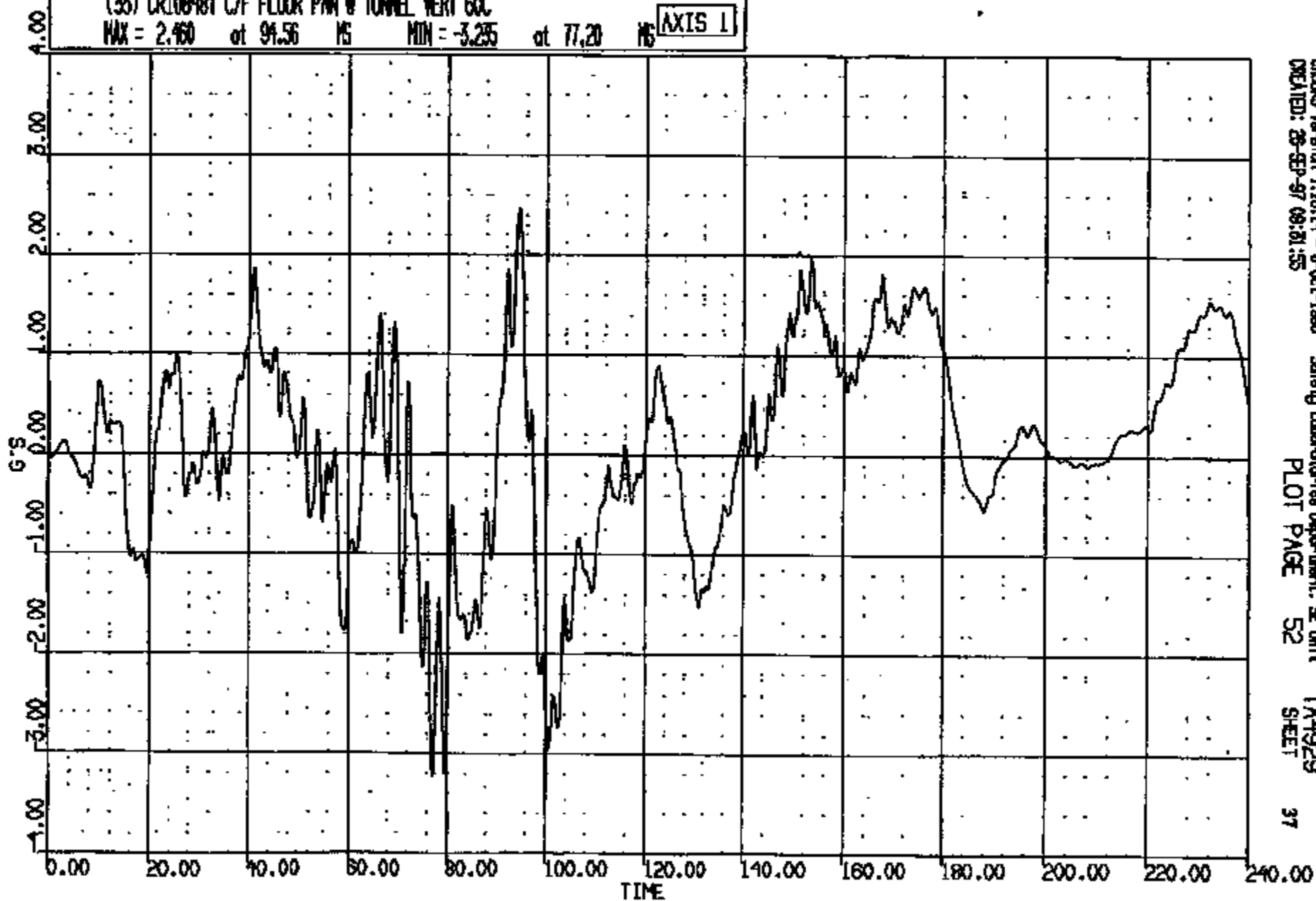
(32) CR10848T C/F FLOOR PAN @ TUNNEL LONG 60C
MAX = 0.9702 at 145.8 MS MIN = -9.201 at 70.24 MS **AXIS 1**



CRTS 0010848

CP R: 10848 TO: TA4929 DATE: 870826 09:08:48
199X DN-101 UNKNOWN

(33) CR10048T C/F FLOOR PAN @ TUNNEL VERT 60C
MAX = 2.460 at 94.56 MS MIN = -3.235 at 77.20 MS **AXIS 1**



CRS Version 1.16.14 - 8-Oct-1988
CREATED: 28-SEP-97 09:21:55

Safety Laboratories Department, SE Unit
PLOT PAGE 52

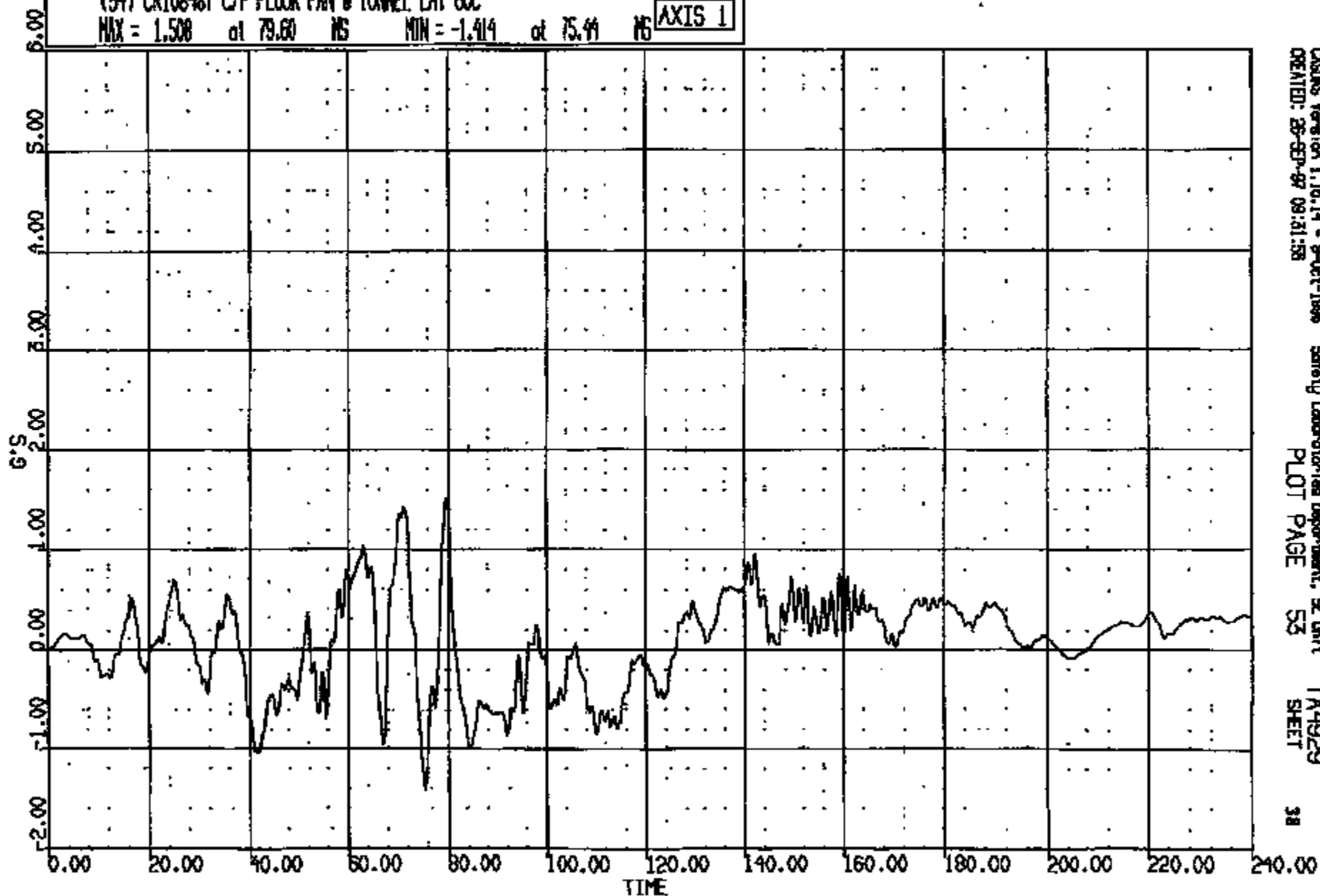
TA4929
SHEET

37

CRIS 0010848

CR R: 10848 TO: TA4929 DATE: 870929 08:08:48
199X DN-101 UNKNOWN

(3A) CR10848T C/F FLOOR PAN @ TUNNEL LAT 60C
MAX = 1.508 at 79.60 MS MIN = -1.414 at 75.44 MS **AXIS 1**



CRTS 0010848

CASINS Version 1.16.14 - 9-Oct-1986
CREATED: 28-SEP-87 09:31:58

Safety Laboratories Department, SE Unit
PLOT PAGE 53

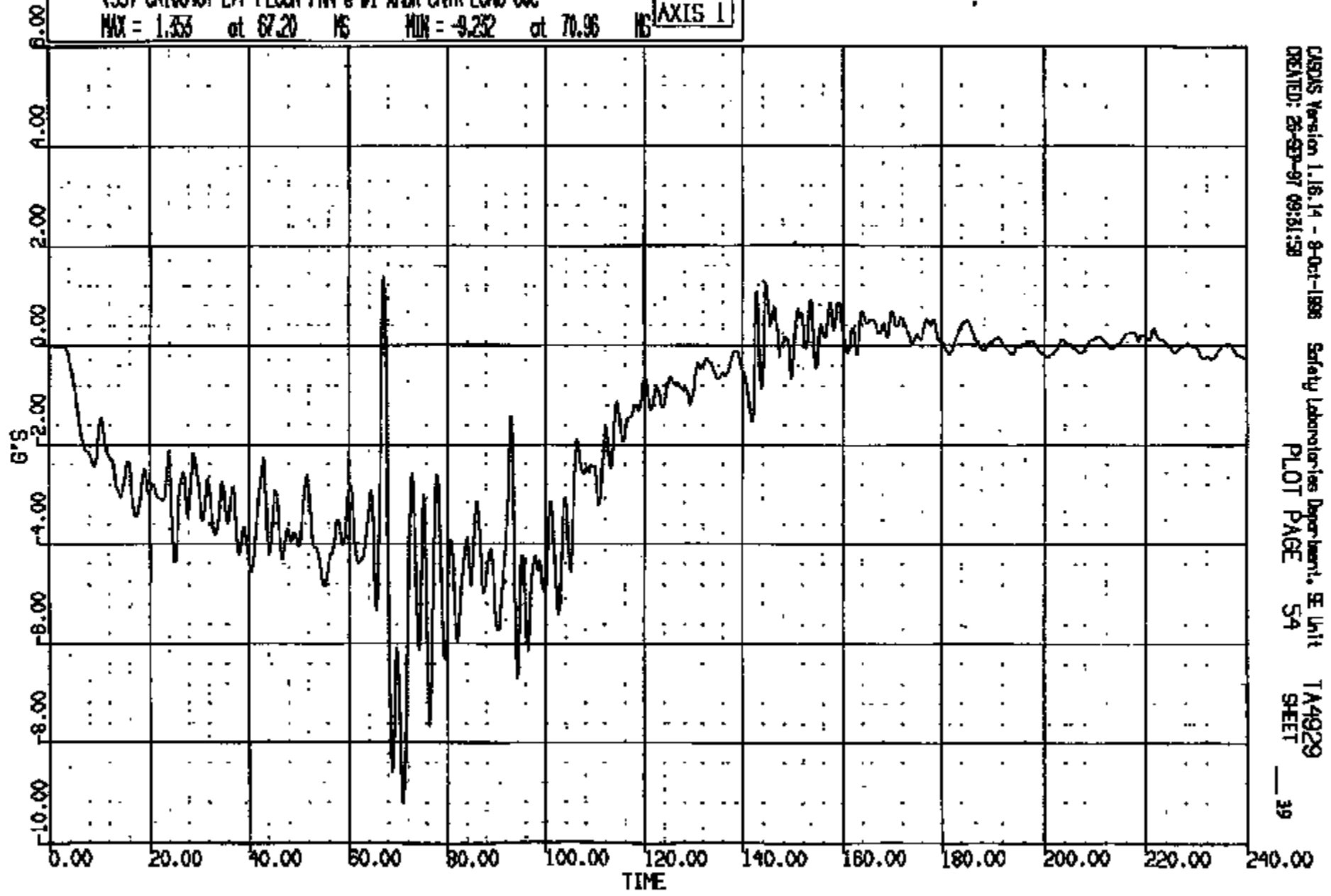
TA4929
SHEET

38

CR #: 10848 TO: TA4929 DATE: 970928 09:08:48
199X DN-101 UNKNOWN

(35) CR10848T L/F FLOOR PIN @ #1 XMR CNTR LONG 60C
MAX = 1.353 at 67.20 MS MIN = -9.232 at 70.96 MS

AXIS 1

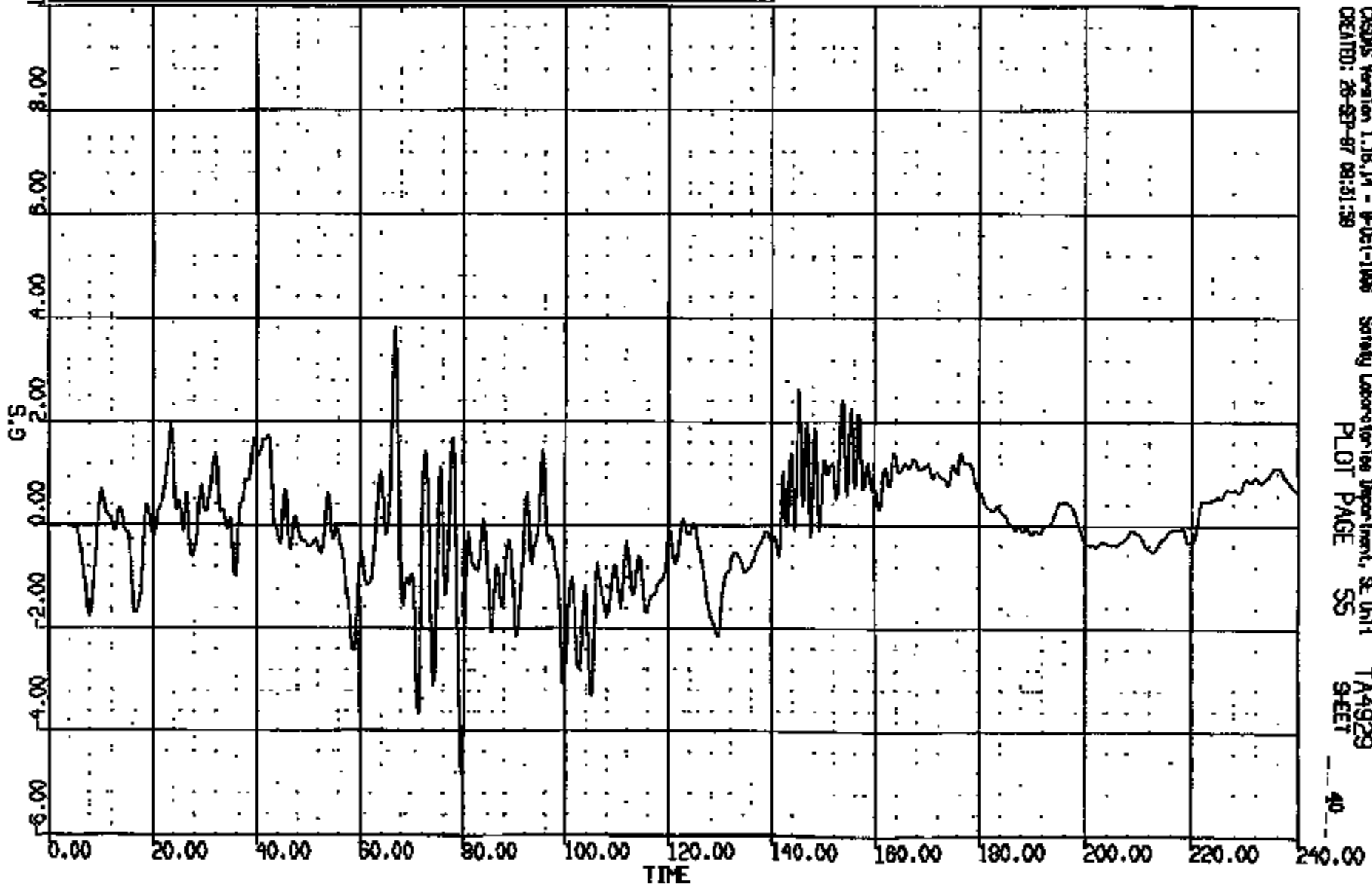


CASYS Version 1.16.14 - 8-Oct-1998 Safety Laboratories Department, SE Unit TA4929
CREATED: 28-SEP-97 09:51:59 PLOT PAGE 54 SHEET 39

CRTS 0010848

CR #: 10848 TO: TA4929 DATE: 870828 09:08:48
100X DN-101 UNKNOWN

(36) CR10848T L/F FLOOR PAN @ #1 XMR CNTR VERT GOC
MAX = 3.792 at 65.68 MS MIN = -4.838 at 79.68 MS **AXIS 1**

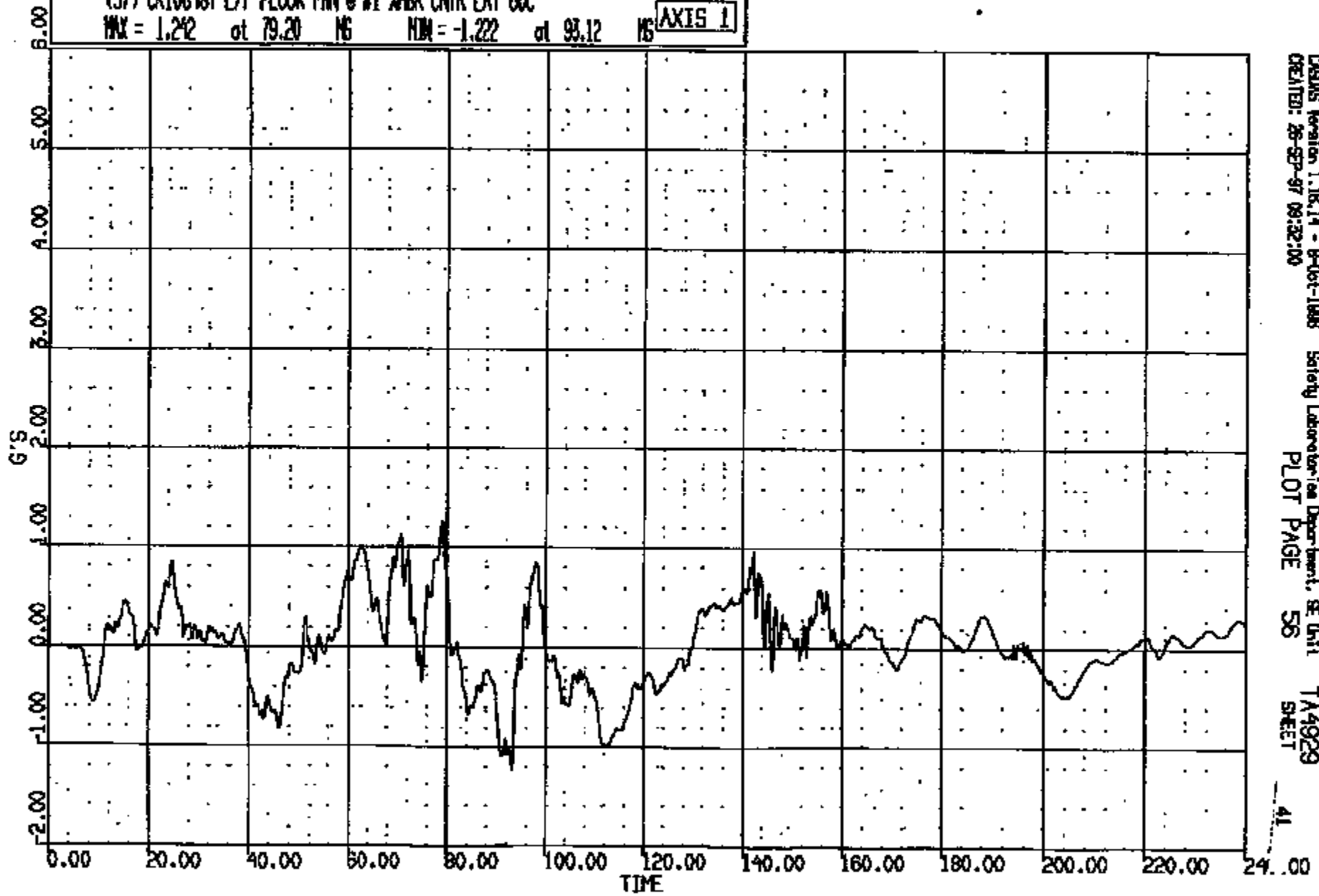


CRSUS Version 1.16.14 - 8-06-1-1988 Safety Laboratories Department, SE Unit TA4929
CREATED: 28-SEP-97 08:31:58 PLOT PAGE 55 SHEET

CRTS 0010848

CRJ: 10848 TO: TA4929 DATE: 070826 08:08:48
188X DN-101 UNKNOWN

(37) CR108481 L/F FLOOR PAV @ #1 XMR CNTR LAT 60C
MAX = 1.242 at 79.20 NS MIN = -1.222 at 93.12 NS **AXIS 1**

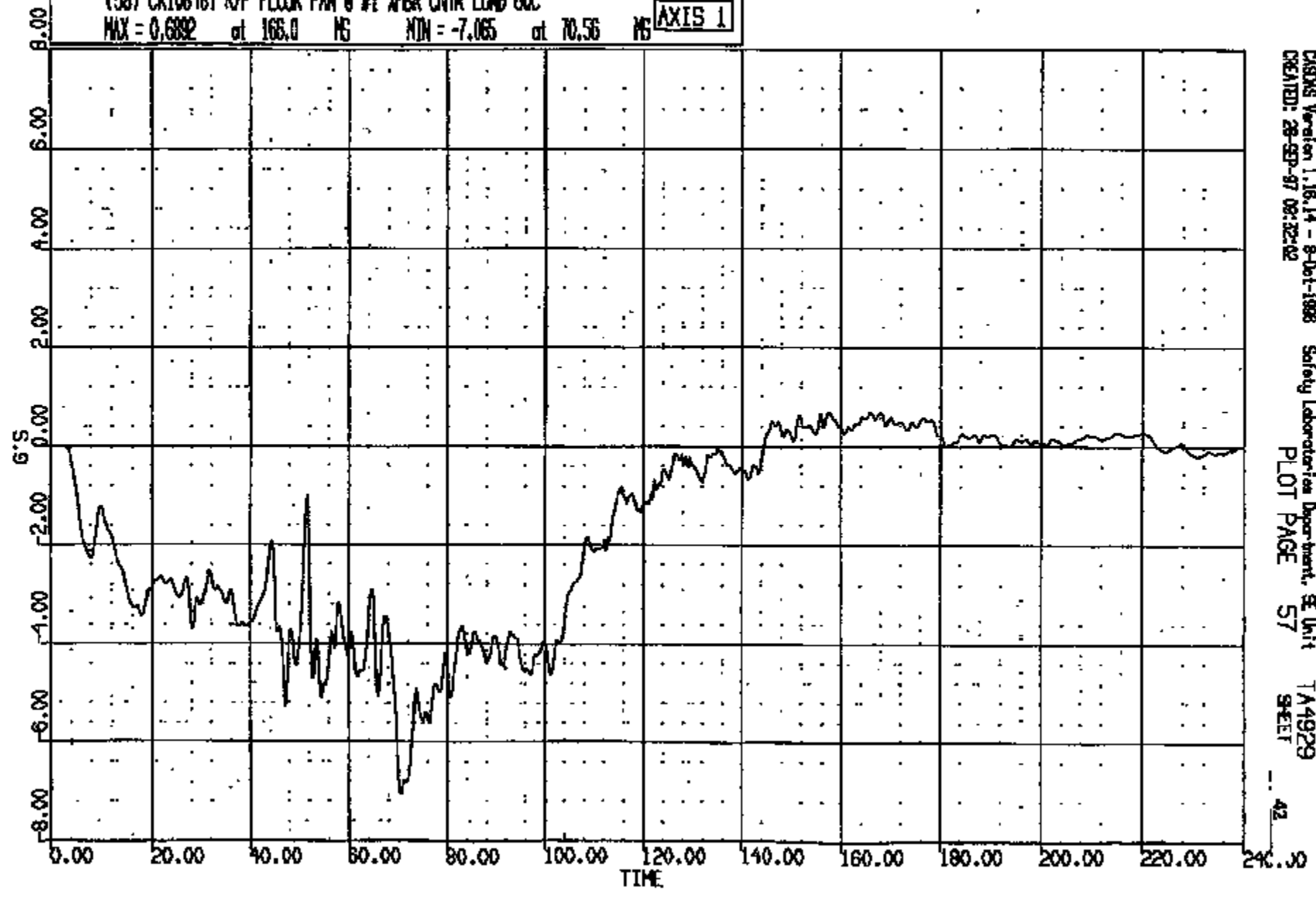


CRJ015 Version 1.16.14 - 9-04-1998 Safety Laboratory Department, SE Unit
CREATED: 26-SEP-97 09:32:00
PLOT PAGE 56 TA4929
SHEET 41

CRJ015 0010848

LR R: 10848 TO: TA4929 DATE: 070929 08:08:48
108X DN-101 UNKNOWN

(38) CR10848T R/F FLOOR PAN @ #1 XBR CNTR LONG GOC
MAX = 0.6892 at 165.0 MG MIN = -7.065 at 70.56 MG **AXIS 1**

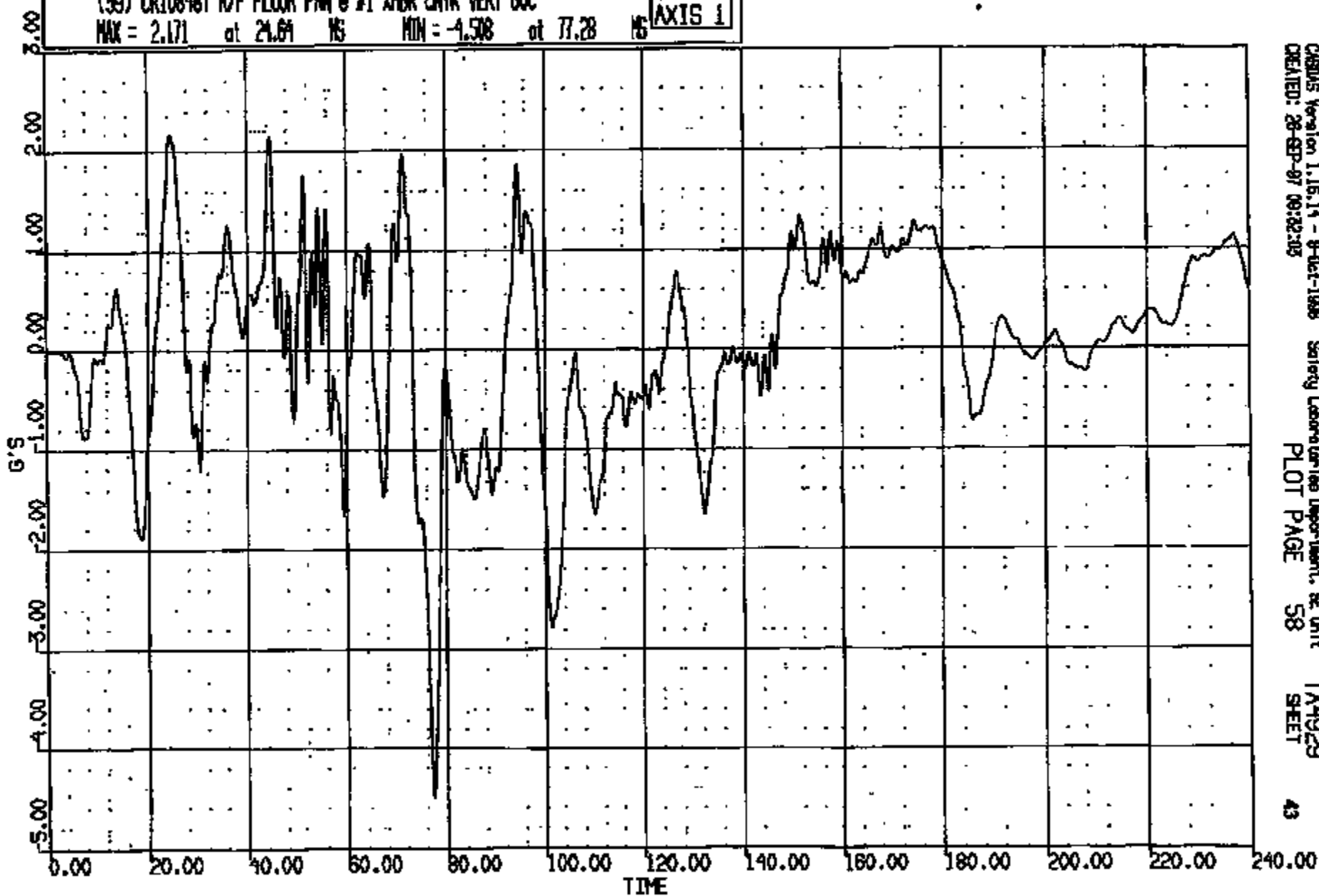


CASYS Version 1.16.14 - 8-Oct-1998 Safety Laboratories Department, SE Unit TA4929
CREATED: 28-SEP-97 08:32:02 PLOT PAGE 57 SHEET

CRTS 0010848

LP R: 10848 TO: TA4929 DATE: 970928 09:06:48
199X DN-101 UNKNOWN

(39) CR10848T R/F FLOOR PAN @ #1 XMR CNTR VERT 60C
MAX = 2.171 at 21.64 MS MIN = -4.508 at 77.28 MS **AXIS 1**



CRSUS Version 1.16.14 - 9-04-1998
CREATED: 28-SEP-97 09:32:05

Safety Laboratories Department, SE Unit
PLOT PAGE 58

TA4929
SHEET

43

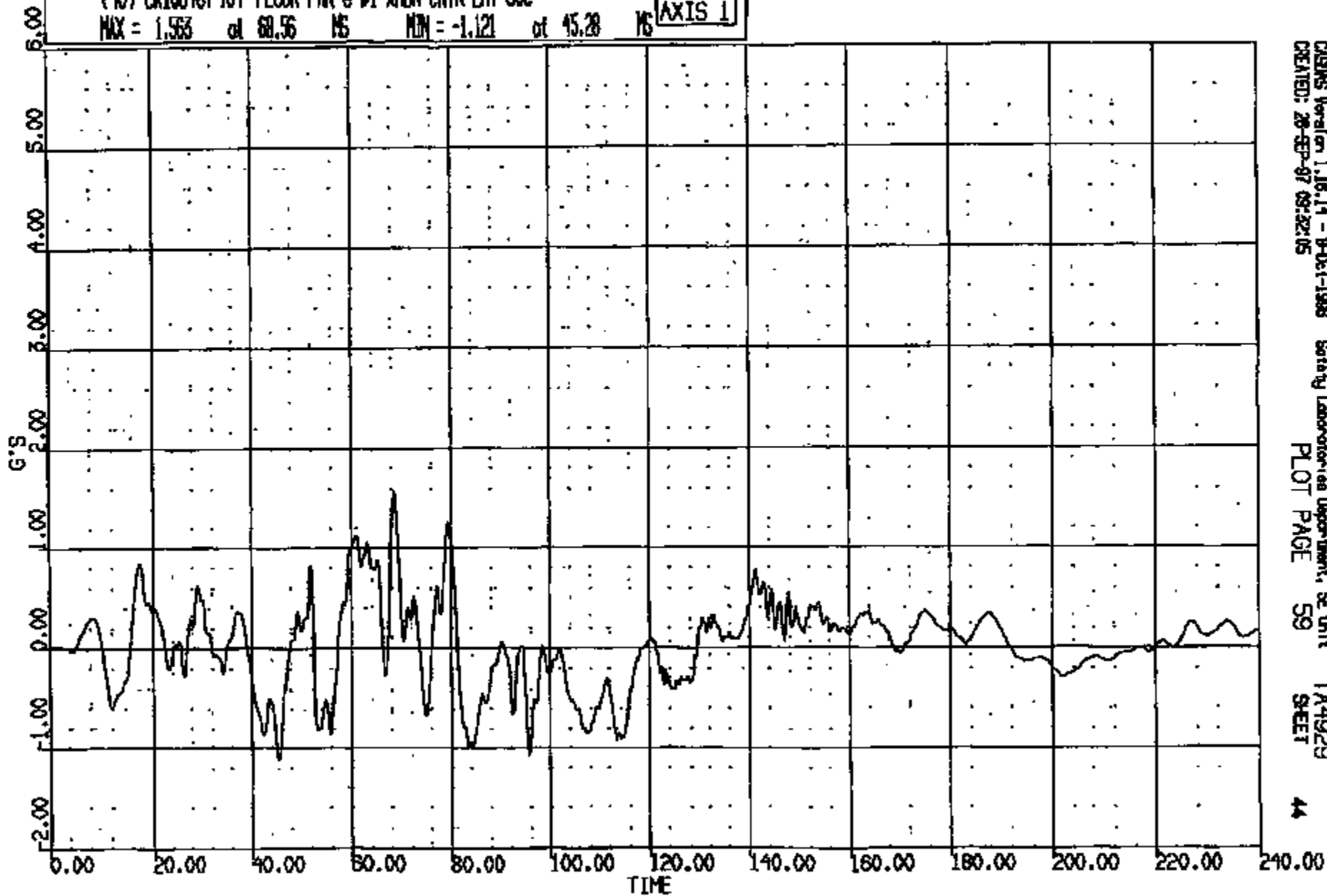
CRIS 0010848

CR R: 10848 TO: TA4929 DATE: 970829 09:08:49
199X DN-101 UNKNOWN

(40) CR10848T R/F FLOOR PNA @ #1 XMR CNTR LAT 60C

MAX = 1.563 at 60.56 MS MIN = -1.121 at 45.28 MS

AXIS 1



CRTS 0010848

CASMS Version 1.16.14 - 9-0-1-1998
CREATED: 29-SEP-97 09:22:05

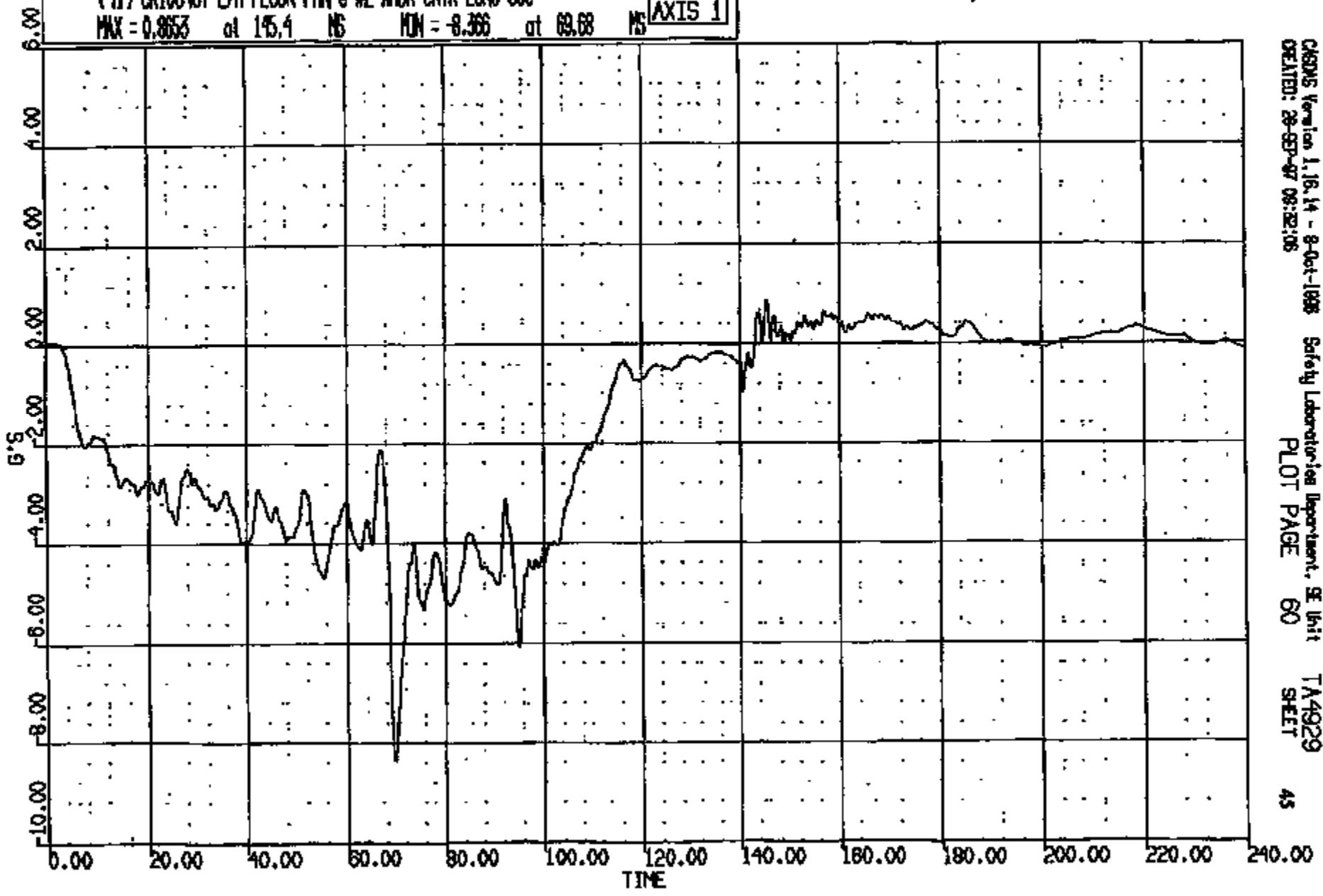
Safety Laboratories Department, SE Unit
PLOT PAGE 59

TA4929
SHEET

44

LR #: 10848 TO: TA4929 DATE: 870928 08:08:48
100X DN-101 UNKNOWN

(41) CR10848T L/A FLOOR PAN @ #2 XHR CNTR LONG 600
MAX = 0.8653 at 15.4 MS MIN = -8.366 at 69.68 MS **AXIS 1**

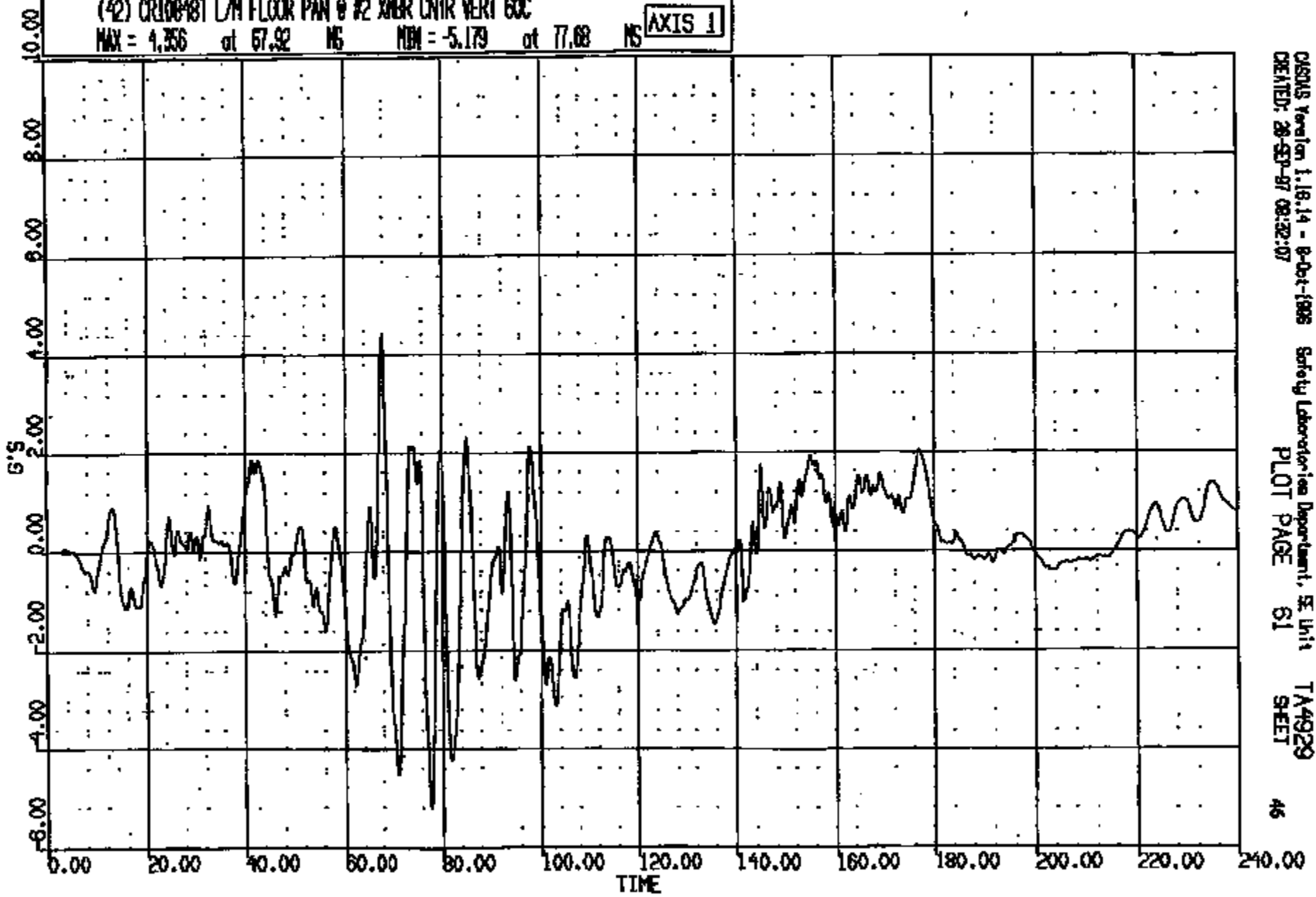


CASMS Version 1.16.14 - 8-Oct-1988 Safety Laboratories Department, SE Unit TA4929
CREATED: 28-SEP-87 08:22:08 PLOT PAGE 60 SHEET 45

CRTS 001084S

CR R: 10848 TO: TA4929 DATE: 970926 08:08:48
199X DN-101 UNKNOWN

(42) CR10048T L/N FLOOR PAN @ #2 XMR CNTR VERT 60C
MAX = 4.356 at 67.92 MS MIN = -5.179 at 77.08 MS **AXIS 1**

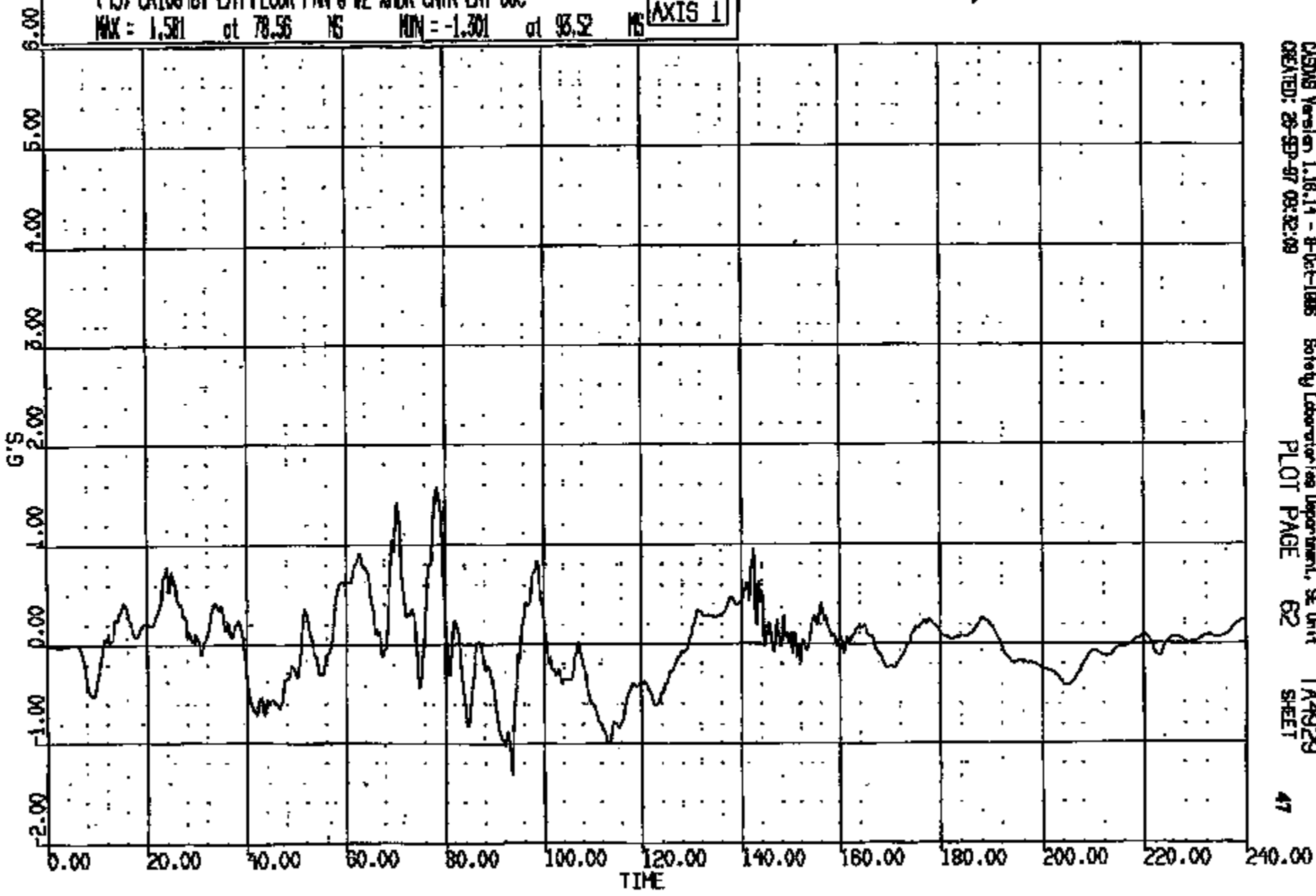


CRSAS Version 1.18.14 - 8-Oct-1998 Safety Laboratories Department, SE Unit TA4929
CREATED: 26-SEP-97 08:32:07 PLOT PAGE 61 SHEET 46

CRIS 0010848

CR R: 10848 TO: TA4929 DATE: 970928 08:06:48
199X DN-101 UNKNOWN

(43) CR10848T L/M FLOOR P/W @ #2 XDR CNTR LAT 60C
MAX = 1.581 at 78.56 MS MIN = -1.301 at 93.52 MS AXIS 1

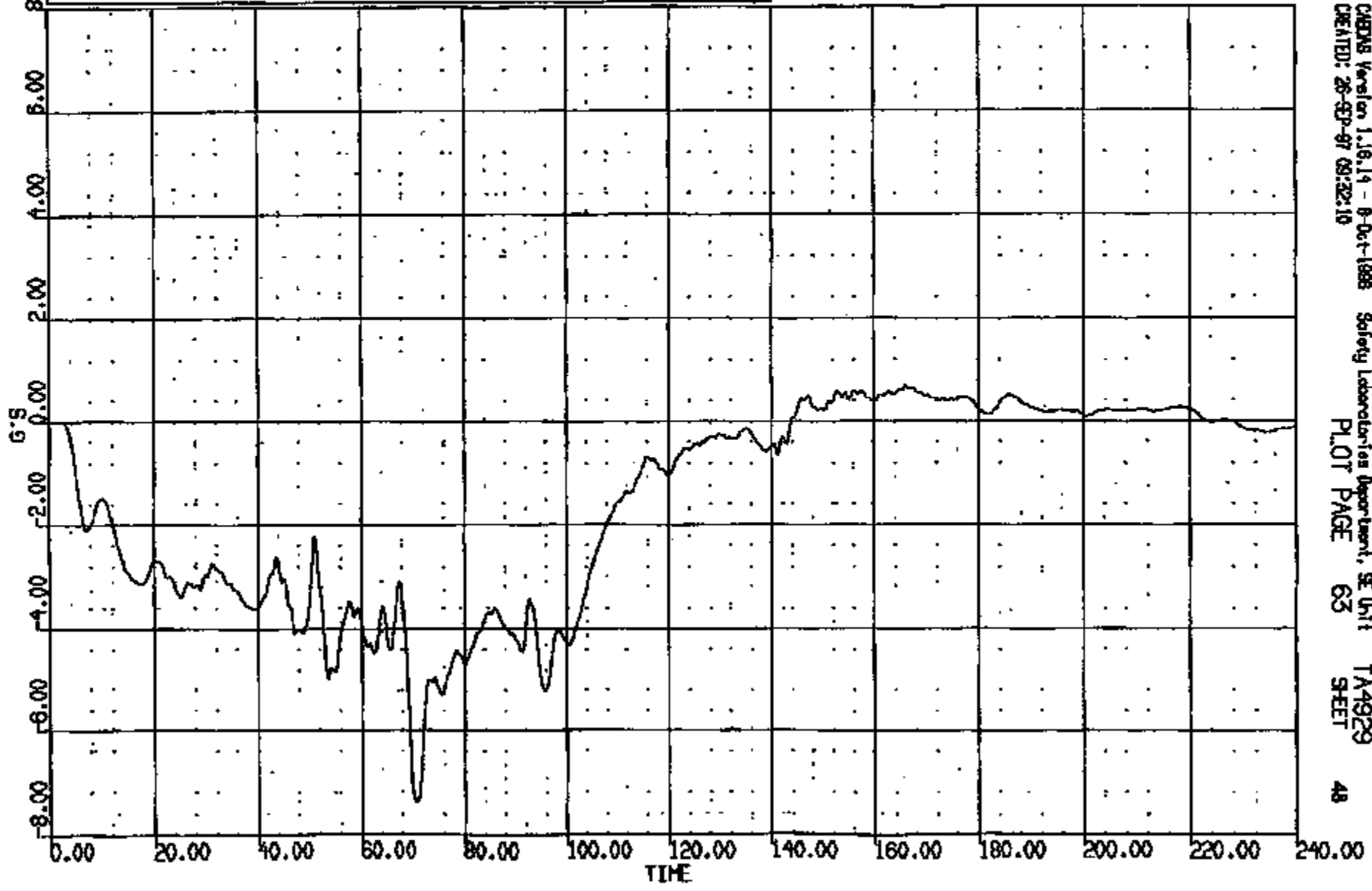


CASMS Version 1.16.14 - 8-Oct-1995 Safety Laboratories Department, SE Unit TA4929
CREATED: 28-SEP-97 09:32:09 PLOT PAGE 62 SHEET 47

CRTS 0010848

L: R: 10848 TO: TA4929 DATE: 970926 09:08:48
199X DN-101 UNKNOWN

(44) CR10848T R/M FLOOR PIN @ #2 XDR CNTR LONG 60C
MAX = 0.6799 at 166.1 MS MIN = -7.365 at 70.80 MS **AXIS 1**

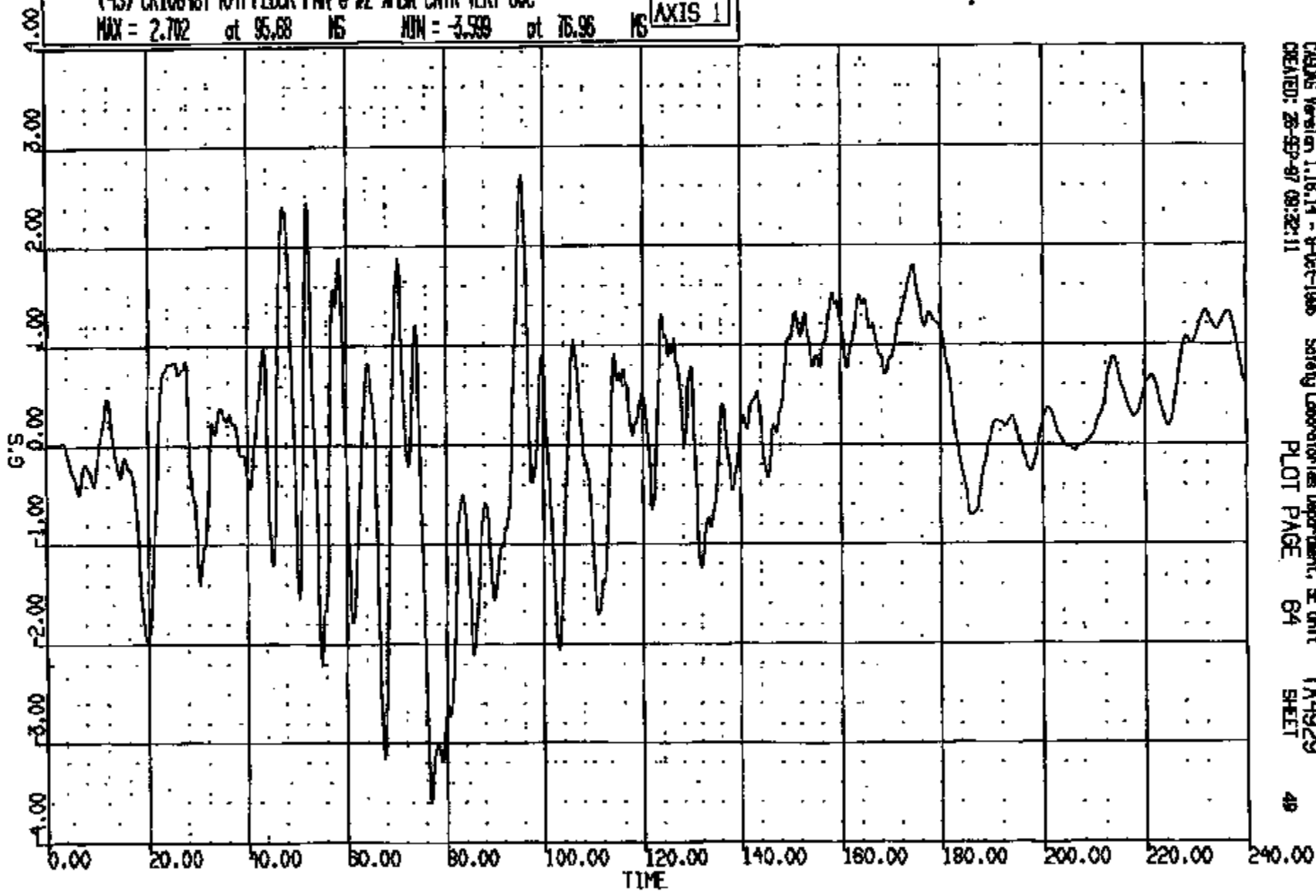


CRDS Version 1.16.14 - 8-Oct-1988 Safety Laboratories Department, SE Unit TA4929
CREATED: 26-SEP-97 09:22:10 PLOT PAGE 63 SHEET 48

CRIS 0010848

CR R: 10848 TO: TA4929 DATE: 970929 09:08:48
199X DN-101 UNKNOWN

(45) CR10848T R/M FLOOR PAN @ #2 XMR CNTR VERT GOC
MAX = 2.702 at 95.68 MS MIN = -3.539 at 76.96 MS AXIS 1

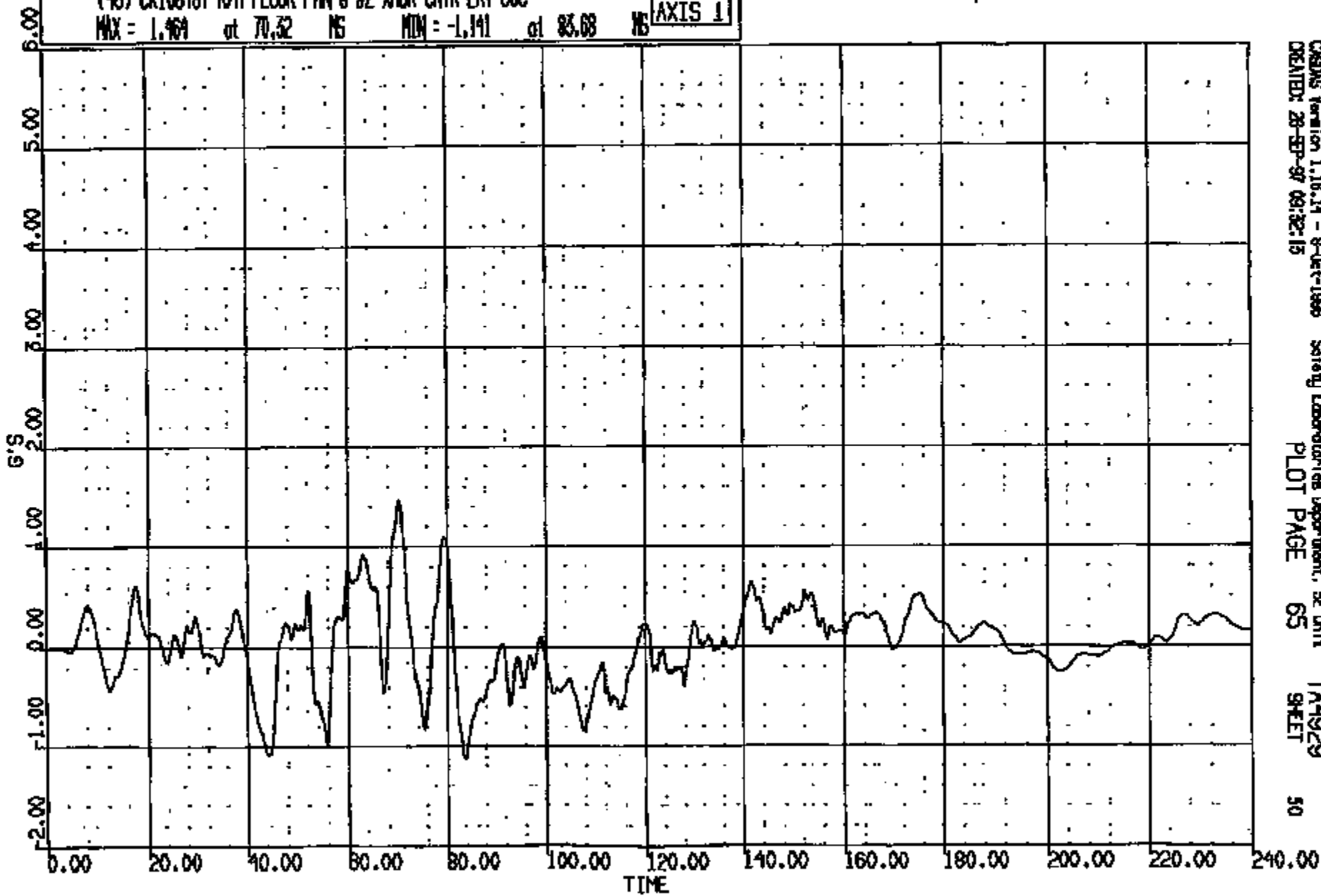


CADMS Version 1.18.14 - 8-Oct-1995 Safety Laboratories Department, SE Unit TA4929
CREATED: 28-SEP-97 09:22:11 PLOT PAGE 84 SHEET 49

CRTS 0010848

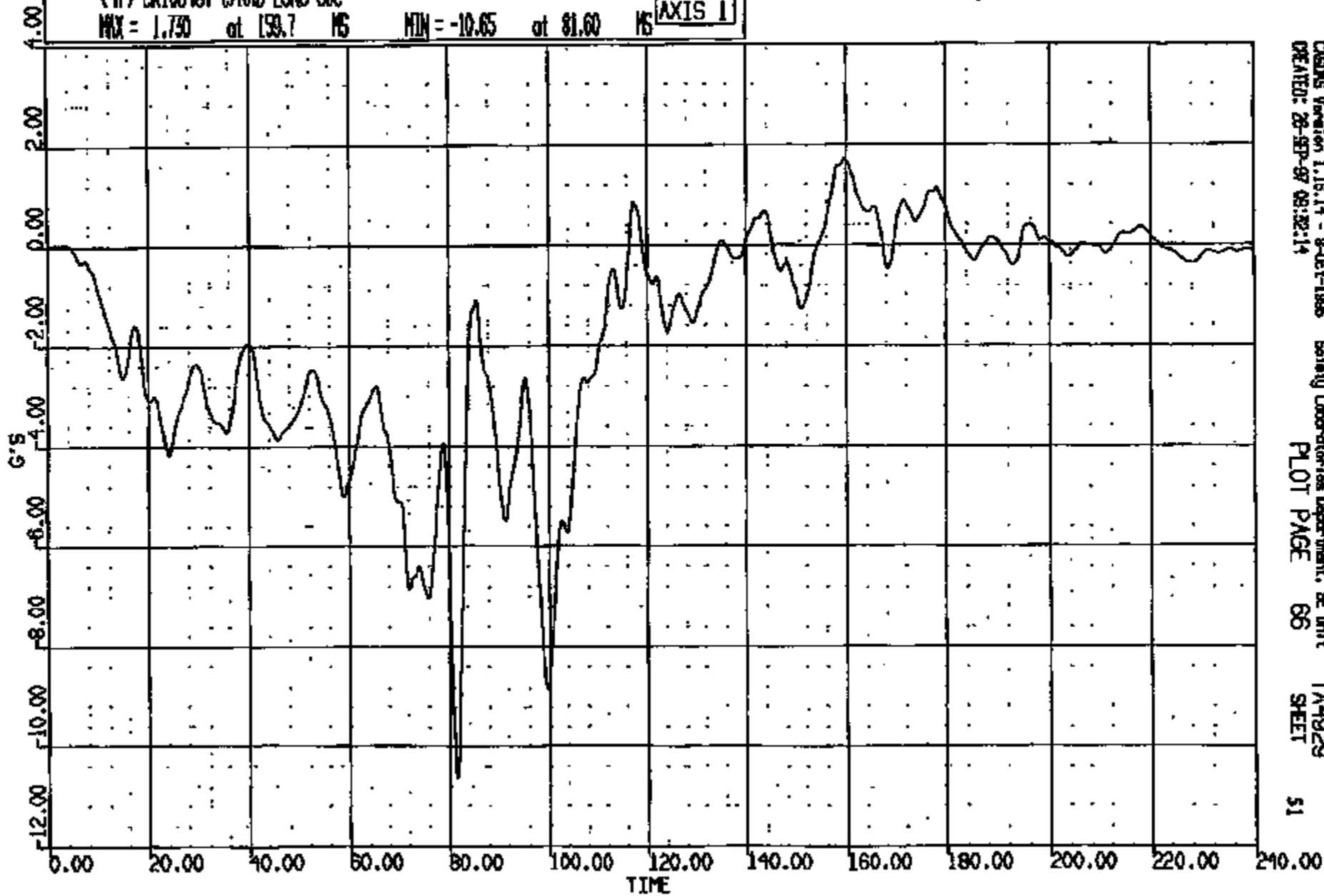
CR #: 10848 TD: TA4929 DATE: 870928 09:08:48
199X DN-101 UNKNOWN

(46) CR10018T R/M FLOOR PAN @ #2 XMR CNTR LAT 60C
MAX = 1.99 at 70.32 NS MIN = -1.191 at 83.68 NS AXIS 1



CR R: 10848 TO: TA4929 DATE: 970928 09:08:48
199X DN-101 UNKNOWN

(47) CR10848T C/RAD LONG GOC
MAX = 1.750 at 159.7 MS MIN = -10.65 at 81.60 MS AXIS 1



CRAMS Version 1.15.14 - 9-Oct-1995 Safety Laboratories Department, EE Unit TA4929
CREATED: 28-SEP-97 09:32:14 PLOT PAGE 66 SHEET 51

CRTS 0010848

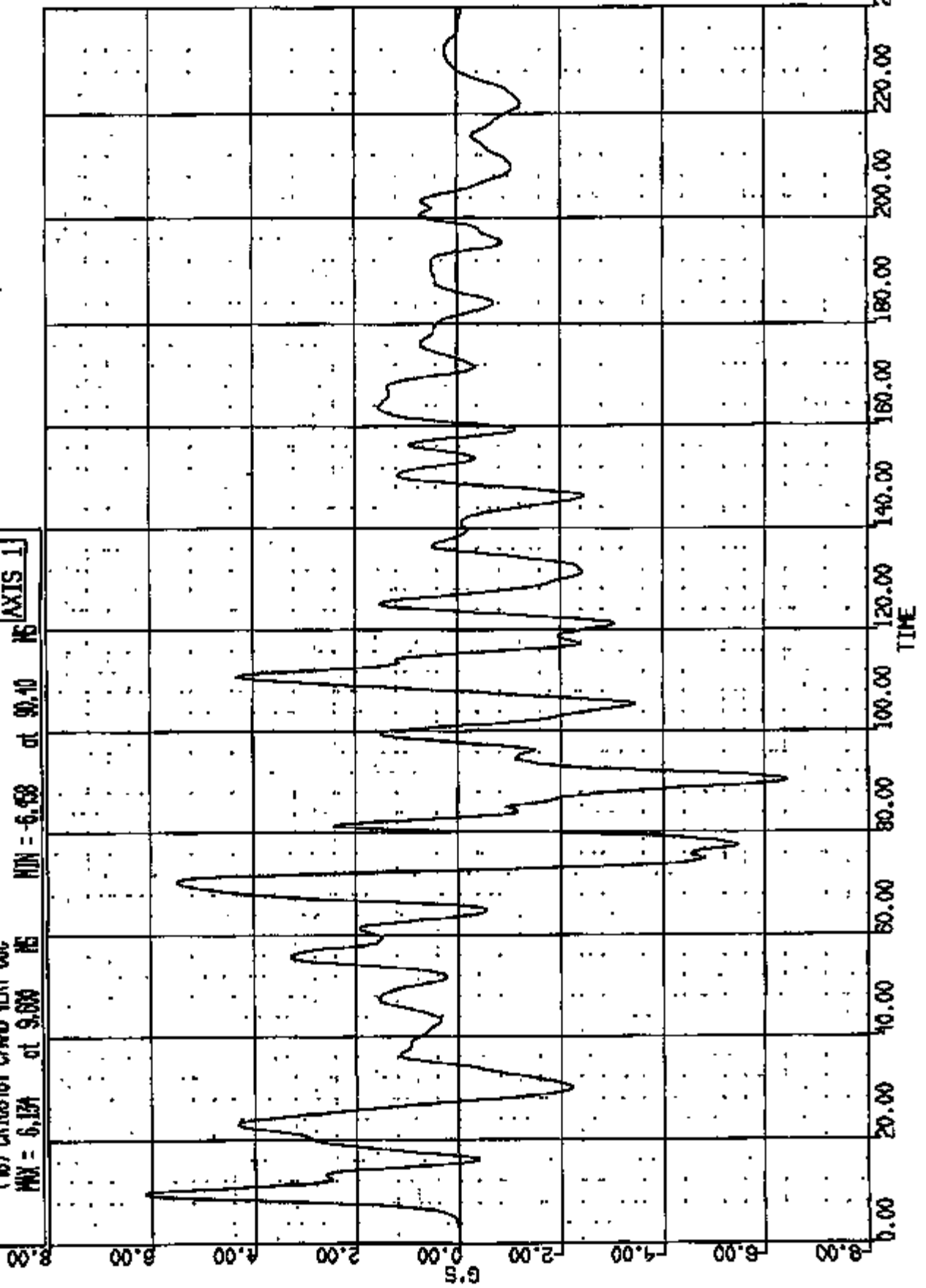
JR R: 10848 TO: TA4929 DATE: 870828 08:08:48
168X DN-101 UNKNOWN

(48) CR10848T CARD VERT 60C

MAX = 6.134 at 9.600 MS

MIN = 6.458 at 90.40 MS

AXIS 1

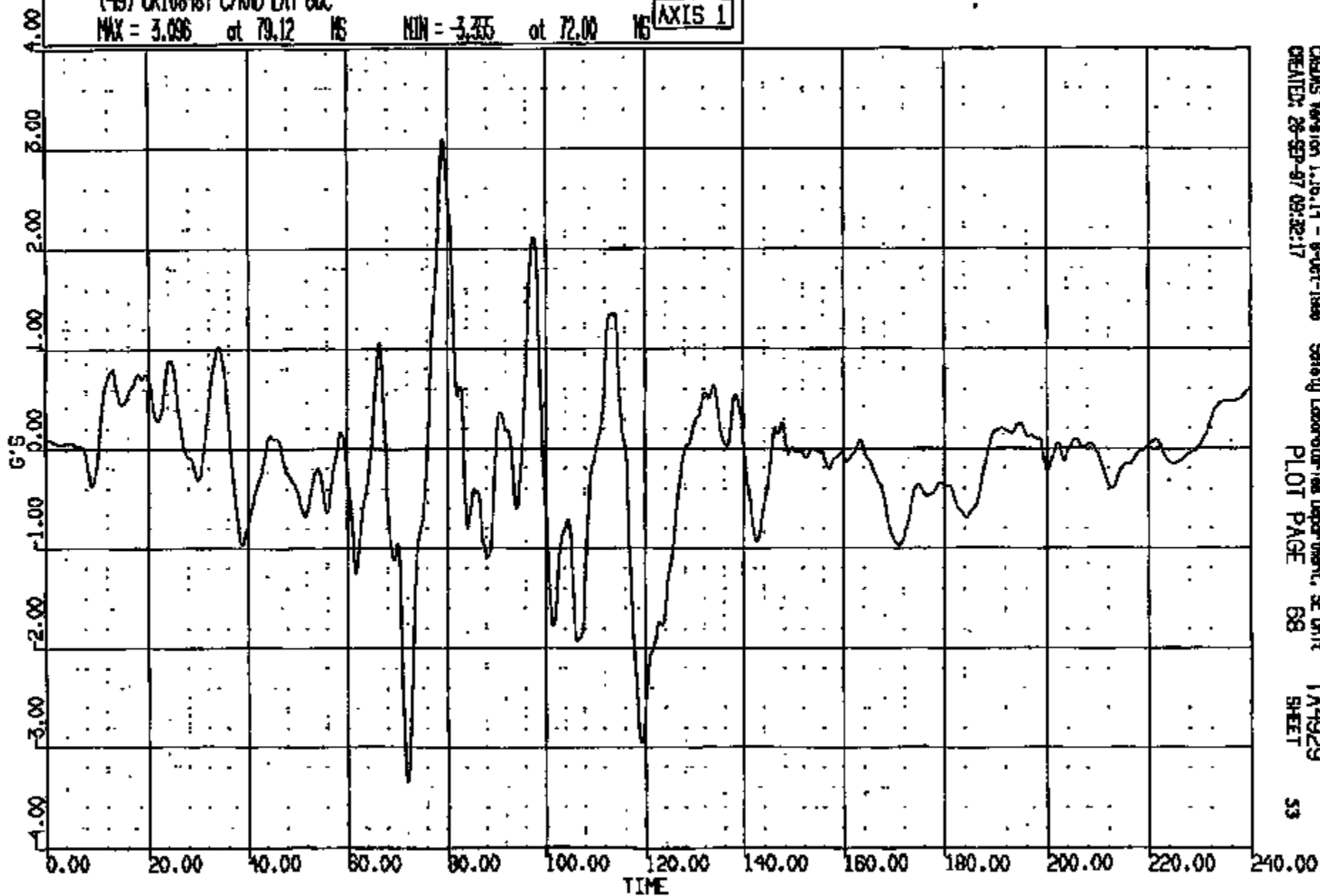


LR #: 10848 TO: TA4929 DATE: 870928 09:08:48
199X DN-101 UNKNOWN

(49) CR10848T C/RAD LAT 60C

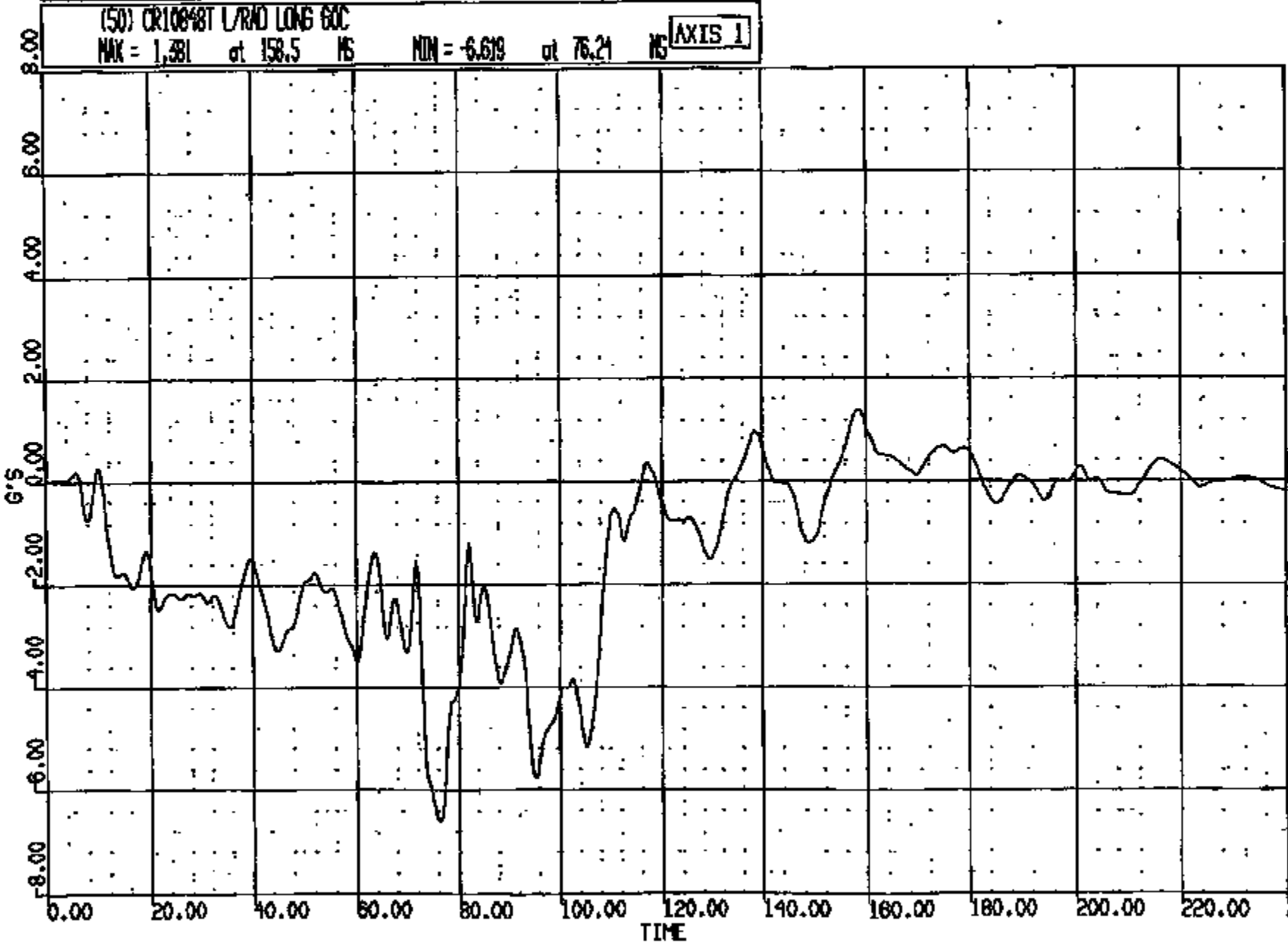
MAX = 3.096 at 79.12 MS MIN = -3.355 at 72.00 MS

AXIS 1



CRTS 0010848

CR: R: 10848 TO: TA4929 DATE: 870928 09:05:48
100X DN-101 UNKNOWN



CRSINS Version 1.16.14 - 8-Oct-1988 Safety Laboratories Department, SE Unit TA4929
CREATED: 28-SEP-87 09:32:18 PLOT PAGE 69 SHEET 54

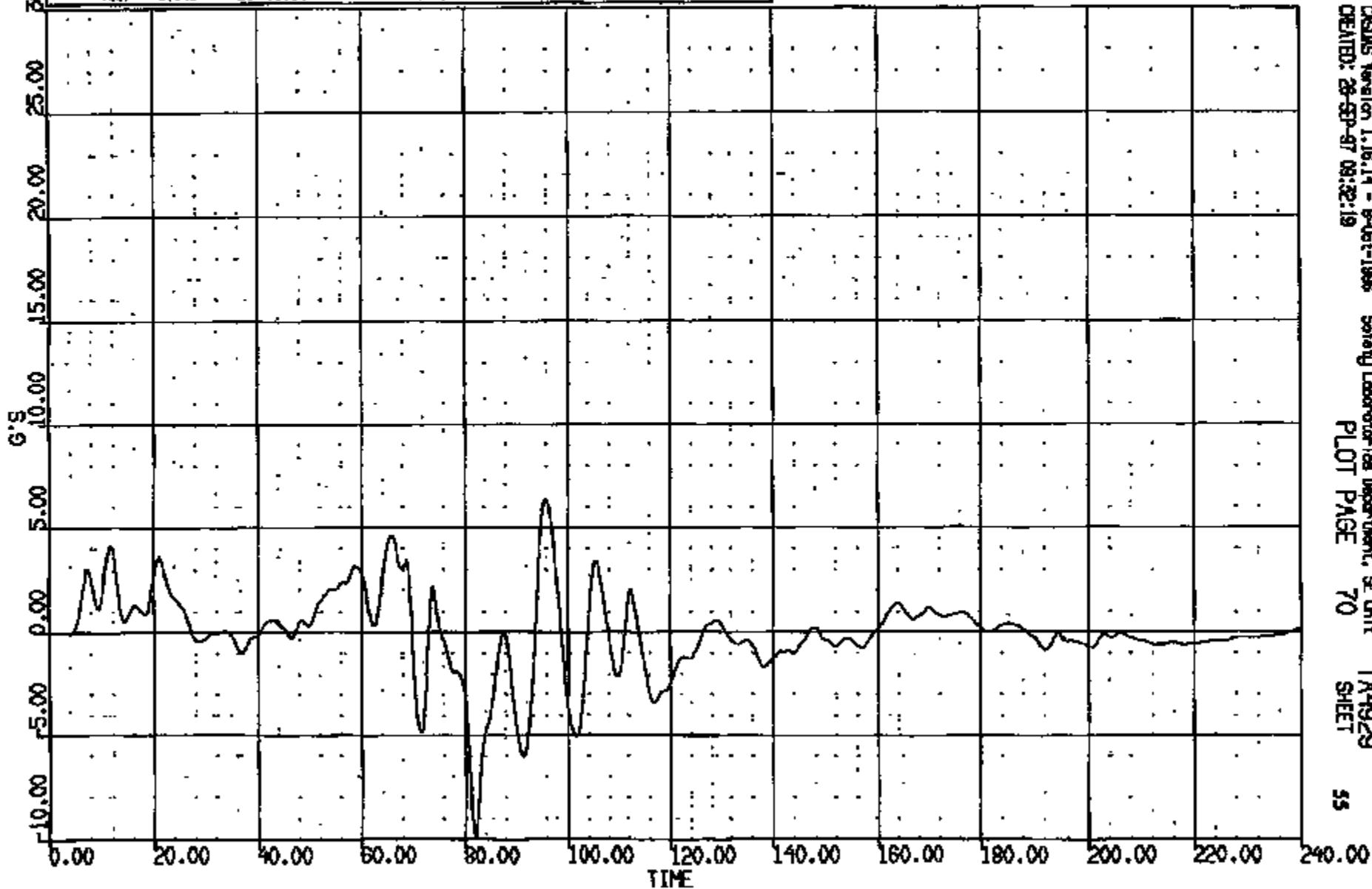
CRIS 0010848

CR R: 10848 TO: TA4929 DATE: 970928 08:08:48
100X DN-101 UNKNOWN

(51) CR10048T L/R/D VERT GOC

MAX = 6.343 at 95.84 MS MIN = -9.901 at 82.00 MS

AXIS 1



CRTS 0010848

CASMS Version 1.16.14 - 8-Oct-1988
CREATED: 28-SEP-87 08:32:19

Safety Laboratories Department, SE Unit
PLOT PAGE 70

TA4929
SHEET

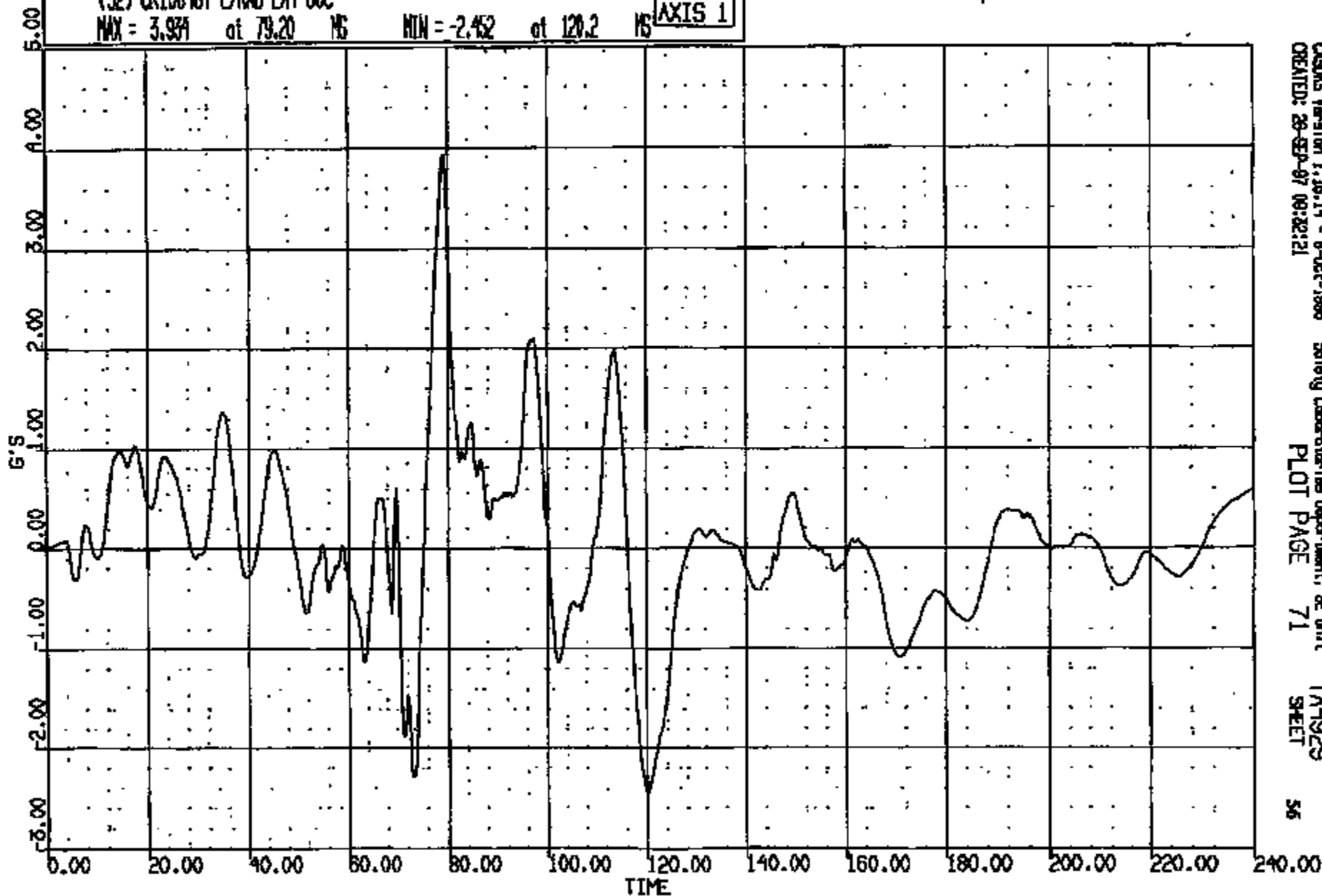
55

CR R: 10848 TO: TA4929 DATE: 970928 09:05:48
199X DN-101 UNKNOWN

(52) CR1004BT L/RND LAT 60C

MAX = 3.934 at 79.20 MS MIN = -2.452 at 120.2 MS

AXIS 1



CRIS 0010848

CRYSIS Version 1.16.14 - 8-Oct-1998
CREATED: 28-SEP-97 09:22:21

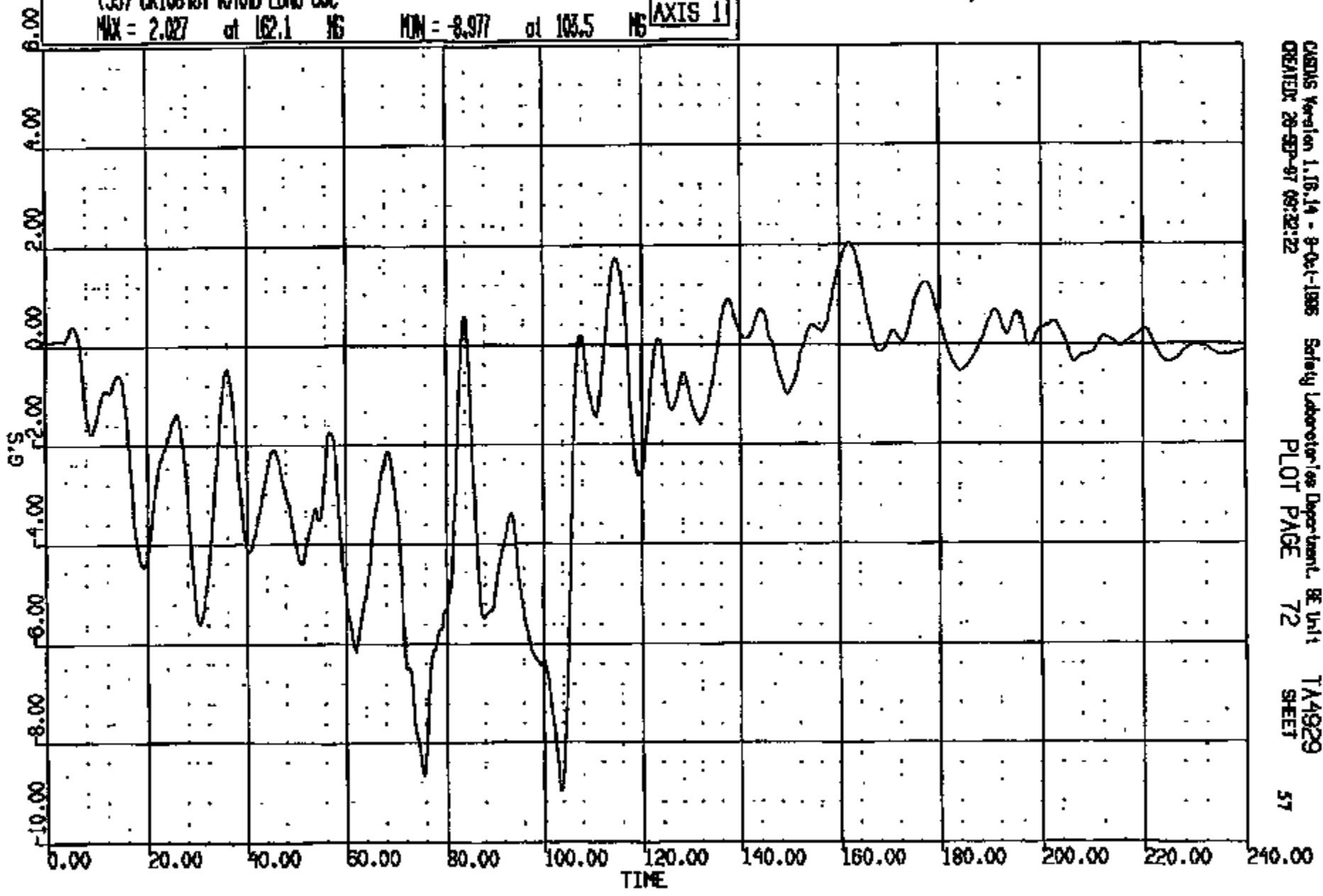
Safety Laboratories Department, SE Unit
PLOT PAGE 71

TA4929
SHEET

56

CR: 10848 TO: TA4929 DATE: 870928 08:08:48
100X DN-101 UNKNOWN

(53) CR10848T R/R/D LONG 60C
MAX = 2.027 at 162.1 MS MIN = -8.977 at 103.5 MS **AXIS 1**

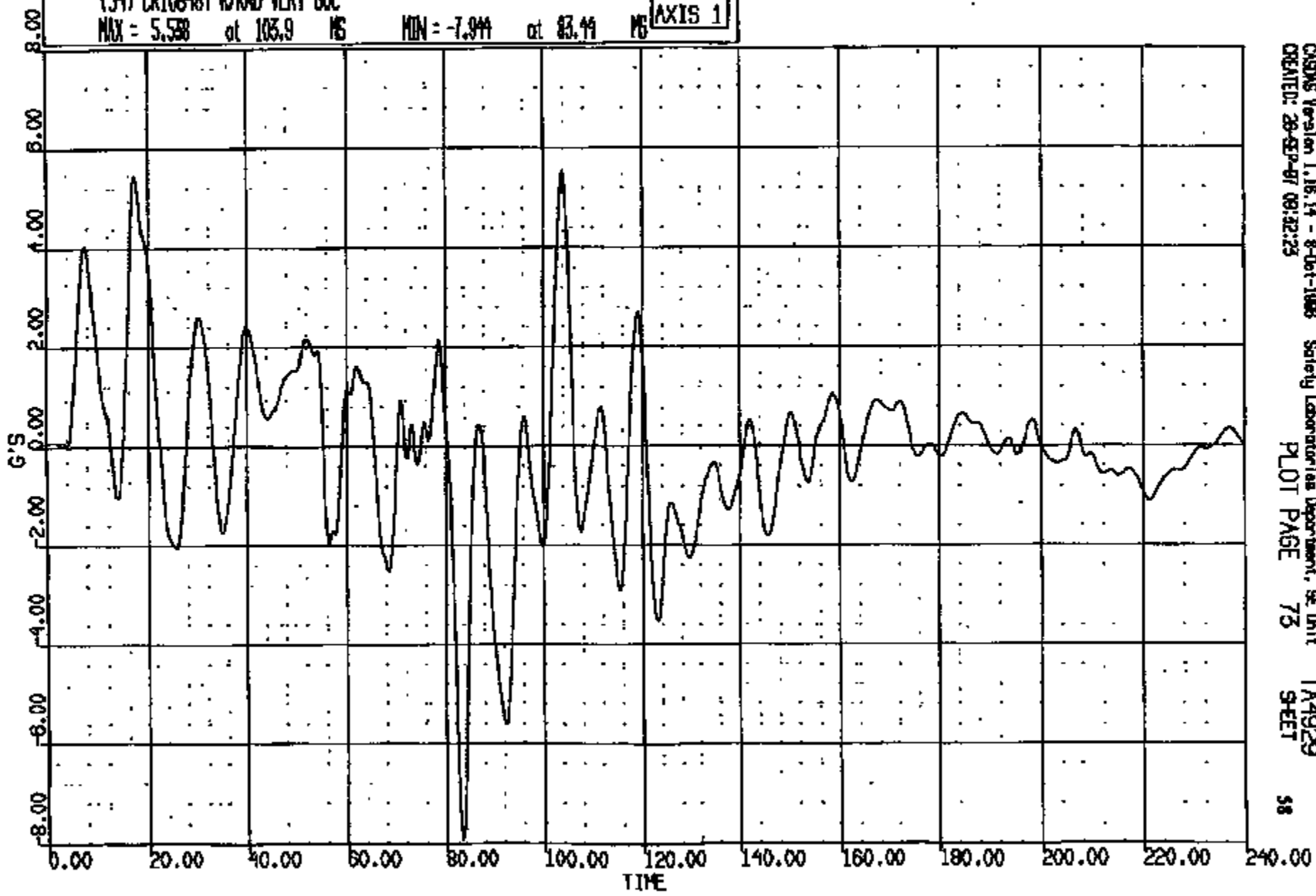


CRIMS Version 1.16.14 - 8-Oct-1985 Safety Laboratory Department, BE Unit 1 TA4929
CREATED 28-SEP-87 08:32:22 PLOT PAGE 72 SHEET 57

CRIS 0010848

CR: 10848 TO: TA4929 DATE: 970926 09:08:48
199X DN-101 UNKNOWN

(54) CR10848T R/RAD VERT GOC
MAX = 5.588 at 103.9 MS MIN = -7.944 at 83.44 MS AXIS 1

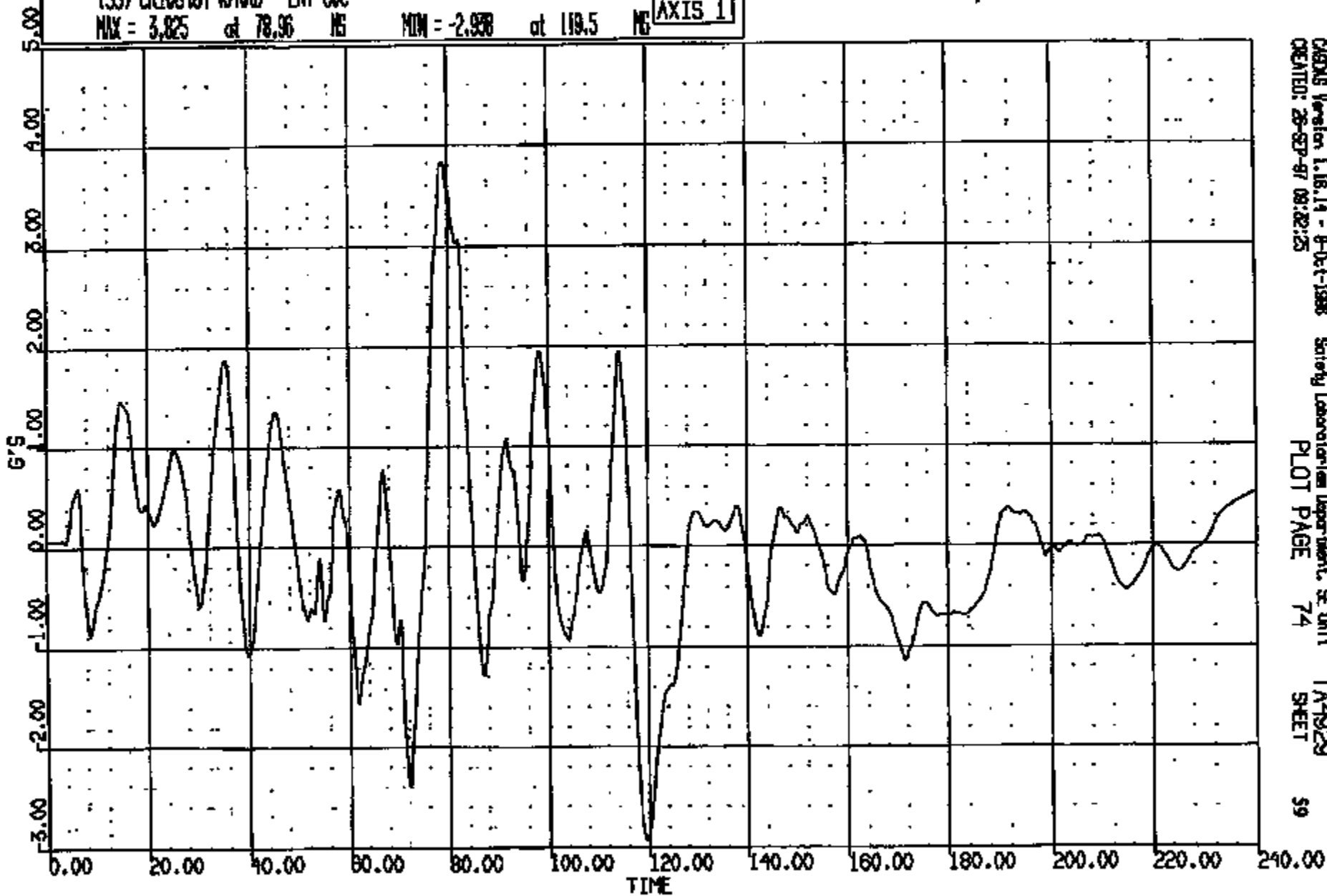


CASDS Version 1.16.14 - 8-Oct-1988 Safety Laboratories Department, SE Unit TA4929
CREATED: 26-SEP-97 09:32:23 PLOT PAGE 75 SHEET 58

CRTS 0010848

CR R: 10848 TO: TA4929 DATE: 870928 09:08:48
100X DN-101 UNKNOWN

(55) CR10848T R/RAD ' LAT 60C
MAX = 3.825 at 78.96 MS MIN = -2.938 at 119.5 MS **AXIS 1**



CADDS Version 1.18.14 - 8-Oct-1986
CREATED: 28-SEP-87 08:22:25

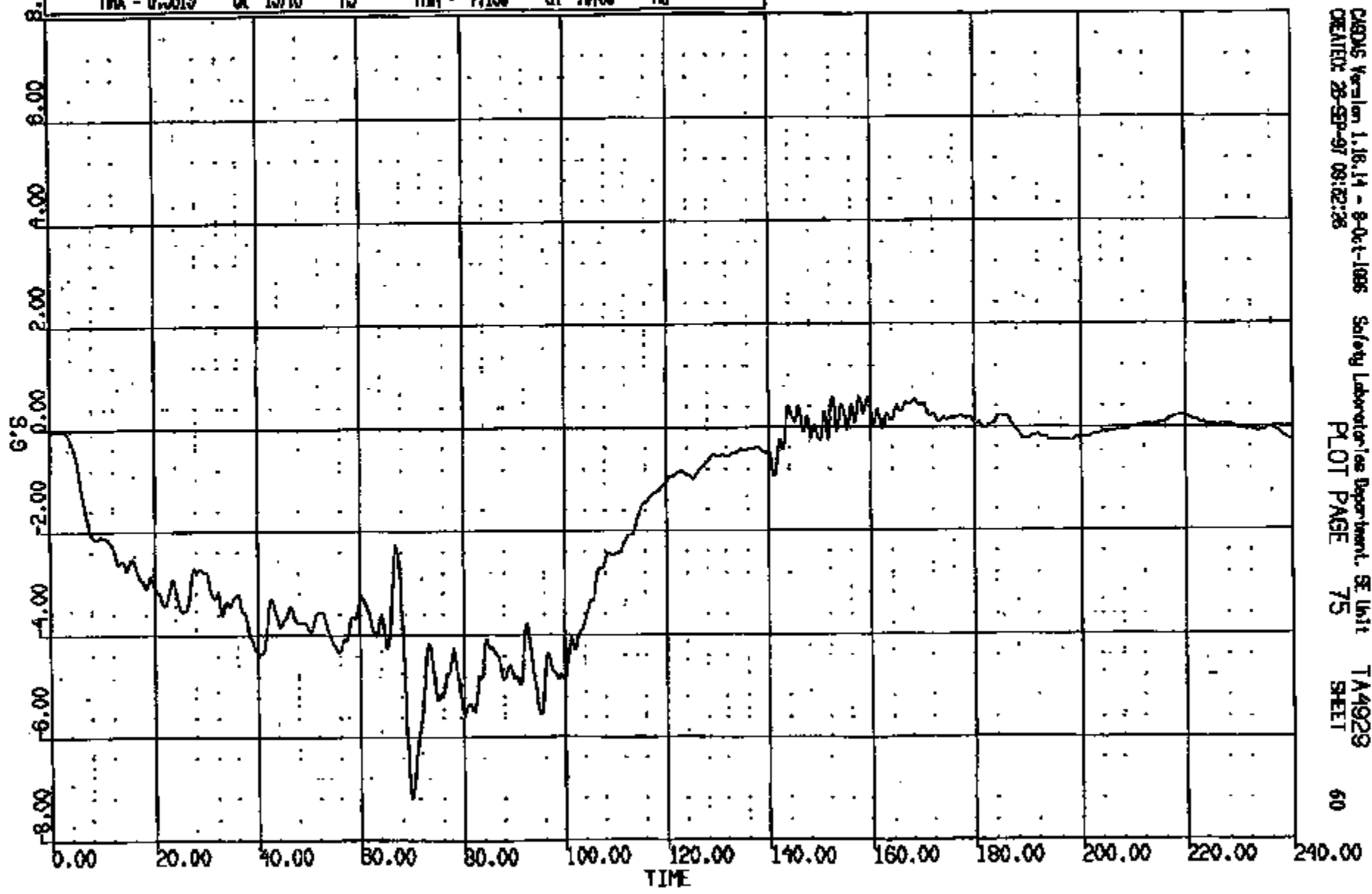
Safety Laboratories Department, SE Unit
PLOT PAGE 74

TA4929
SHEET 59

CRTS 0010848

CR R: 10848 TO: TA4929 DATE: 970928 08:08:48
189X DN-101 UNKNOWN

(56) CR10848T L/ROCKER @ B-PILLAR LONG GOC
MAX = 0.5819 at 157.8 MS MIN = -7.130 at 70.00 MS AXIS 1

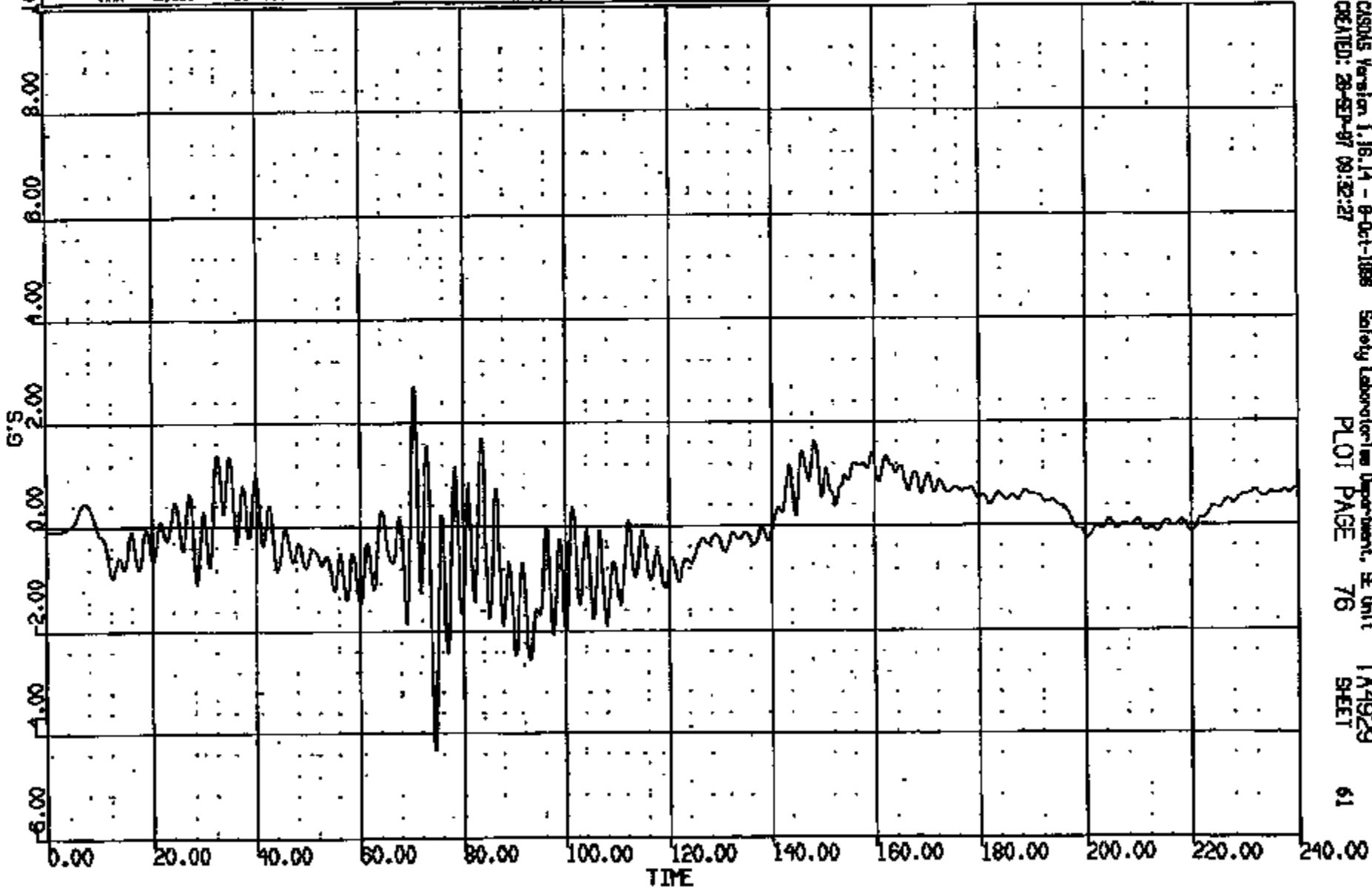


CRSOS Version 1.18.14 - 8-Oct-1996 Safety Laboratory/see Department, SE Unit TA4929
CREATED: 28-SEP-97 08:02:28 PLOT PAGE 75 SHEET 60

CRIS 0010848

LR R: 10848 TO: TA4929 DATE: 970926 08:08:48
100X DN-101 UNKNOWN

(57) CR10848T L/ROCKER @ B-PILLAR VERT 60C
MAX = 2.688 at 70.56 MS MIN = -4.351 at 74.40 MS AXIS 1

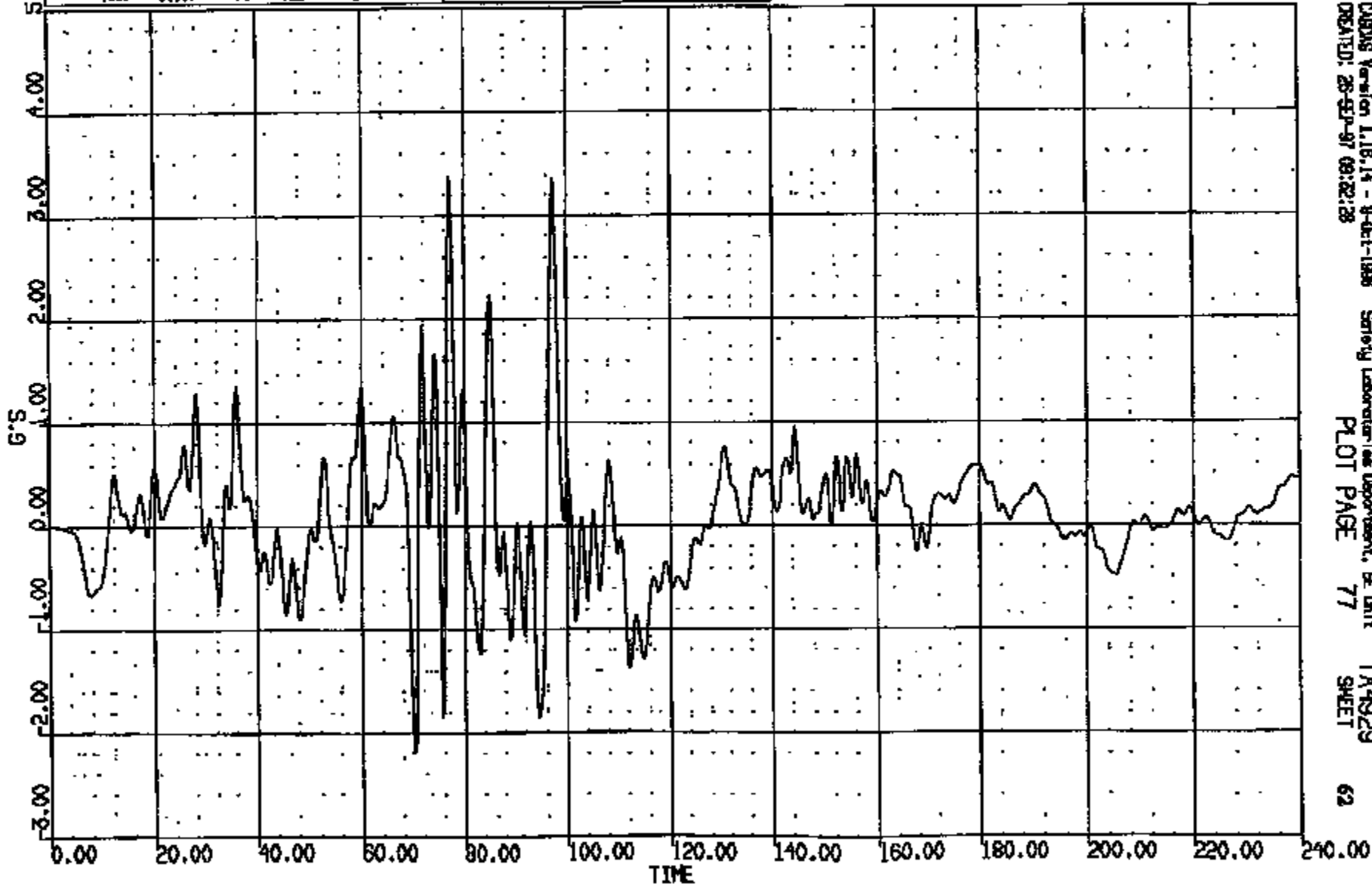


CASYS Version 1.16.14 - 8-Oct-1998 Safety Laboratories Department, SE Unit
CREATED: 26-SEP-97 09:32:27 PLOT PAGE 76 SHEET 61

CRTS 0010848

CR: 10848 TO: TA4929 DATE: 870828 08:08:48
100X DN-101 UNKNOWN

(58) CR10848T L/ROCKER @ B-PILLAR LAT 60C
MAX = 3.357 at 77.12 MS MIN = -2.209 at 70.16 MS **AXIS 1**

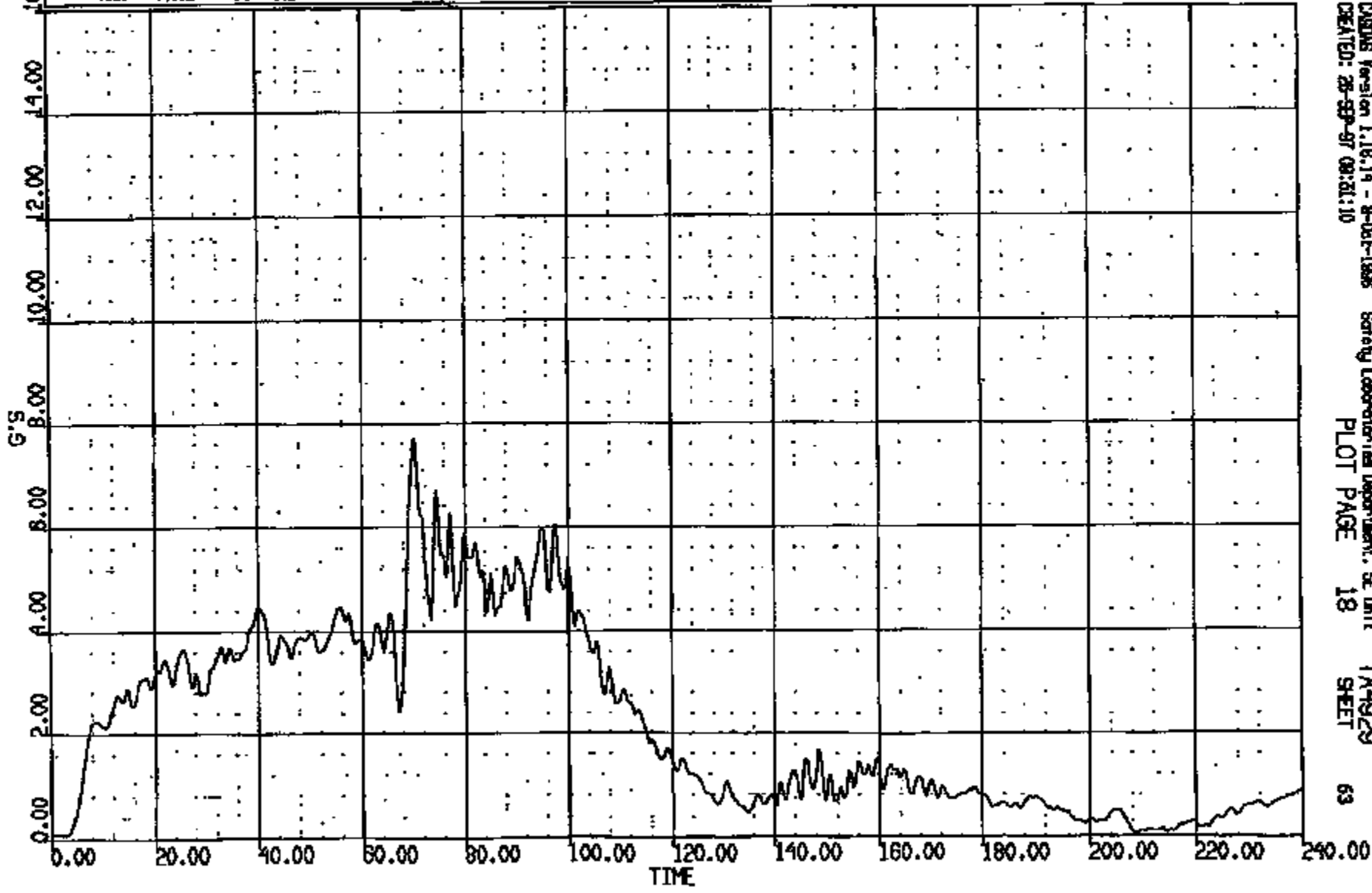


CARDIS Version 1.18.14 - 8-Oct-1998 Safety Laboratory/see Department, BE Unit TA4929
CREATED: 28-SEP-97 09:22:28 PLOT PAGE 77 SHEET 62

CRTS 0010848

CR R: 10848 TO: TA4929 DATE: 970929 09:08:48
189X DN-101 UNKNOWN

(10001) CR10848T L/ROCKER @ B-PILLAR RES 60C
MAX = 7.662 at 70.24 MS MIN = 0.4939E-01 at 208.2 MS **AXIS 1**

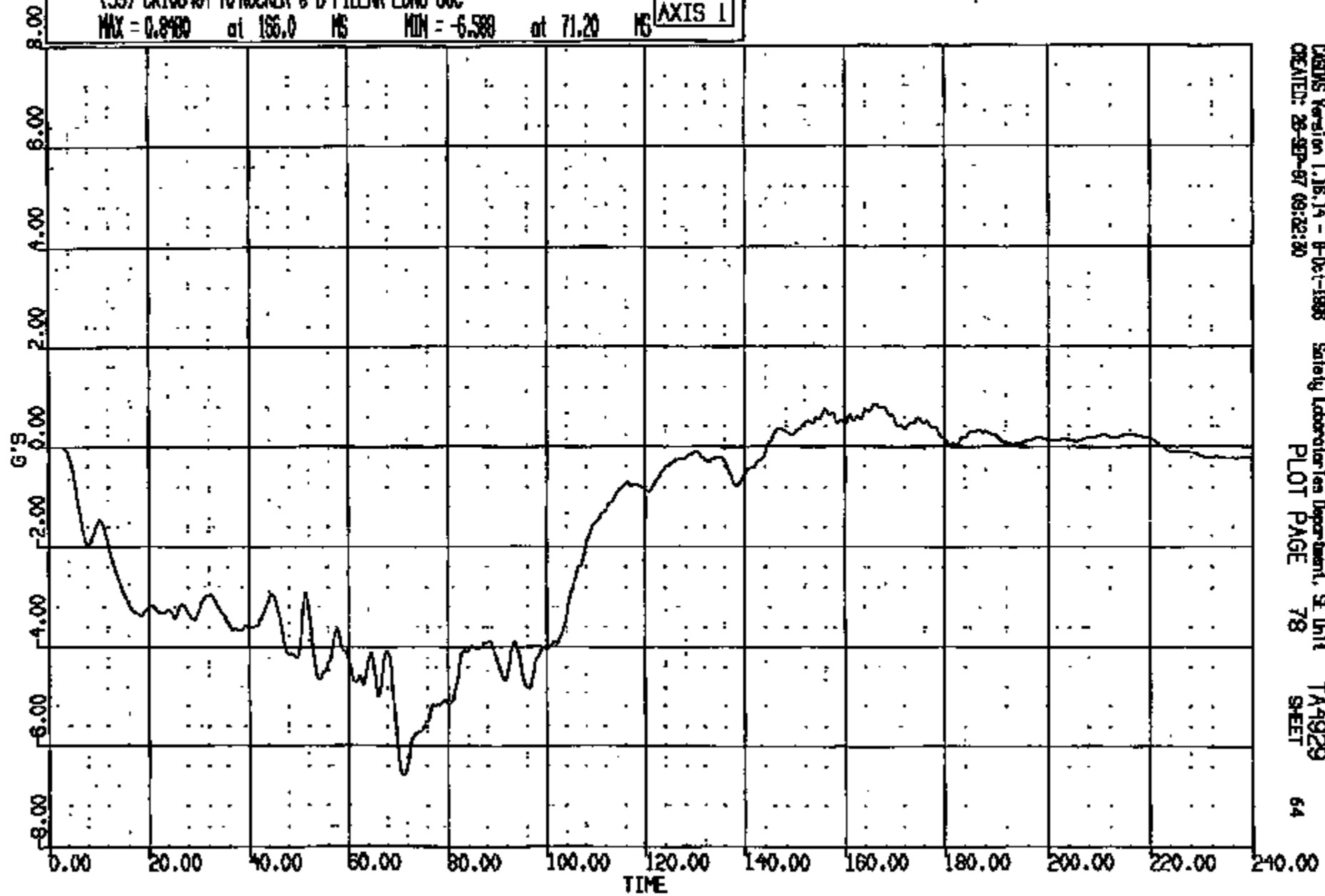


CADDS Version 1.18.14 - 8-Oct-1998 Safety Laboratories Department, SE Unit TA4929
CREATED: 28-SEP-97 09:21:10 PLOT PAGE 18 SHEET 63

CRIS 0010848

CR R: 10848 TO: TA4929 DATE: 970929 09:08:48
199X DN-101 UNKNOWN

(59) CR10848T R/ROCKER @ B-PILLAR LONG 60C
MAX = 0.8480 at 156.0 MS MIN = -6.588 at 71.20 MS AXIS 1

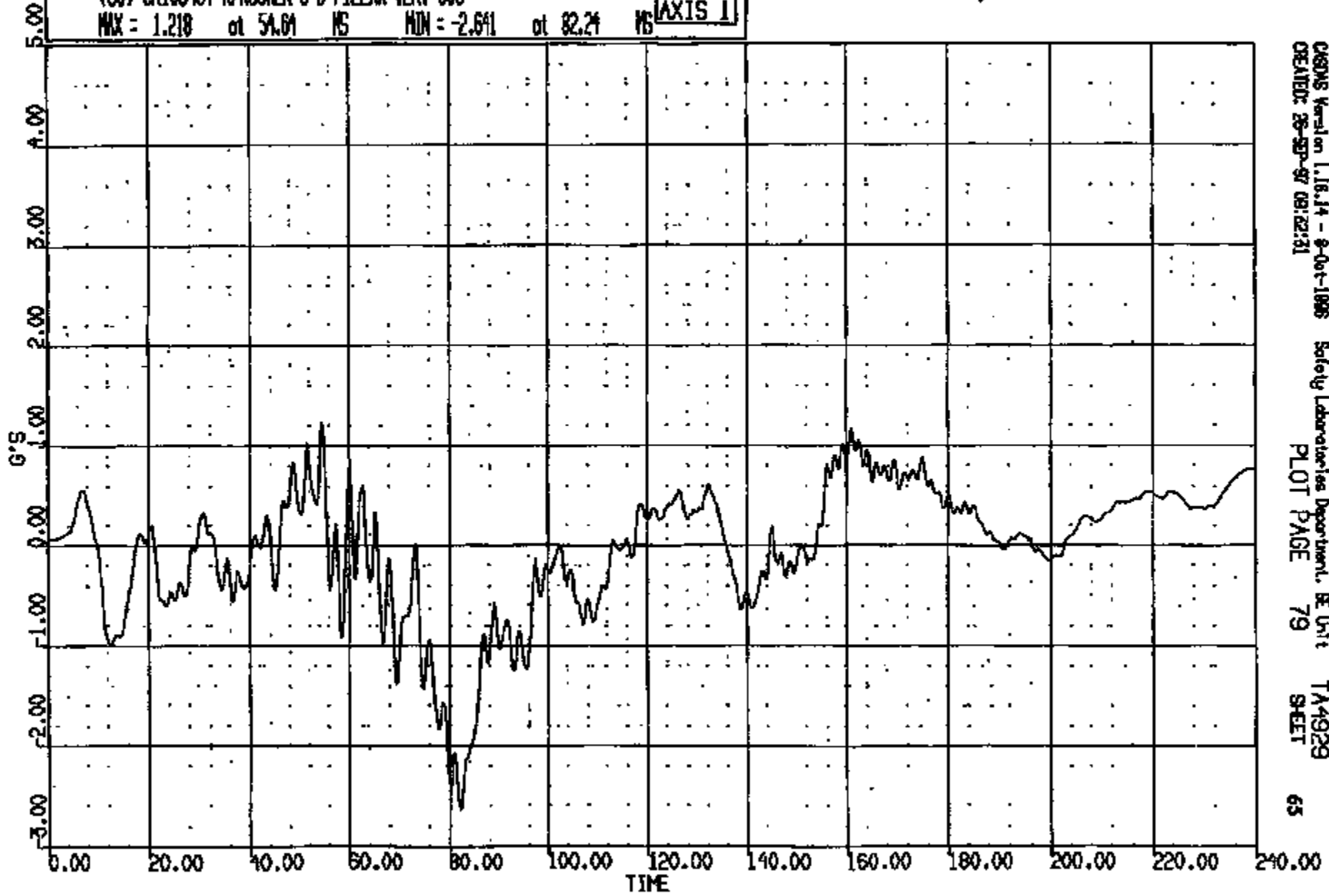


CRSIS Version 1.16.14 - 8-04-1998 Safety Laboratories Department, SE Unit TA4929
CREATED: 28-SEP-97 09:32:30 PLOT PAGE 78 SHEET 64

CRTS 0010848

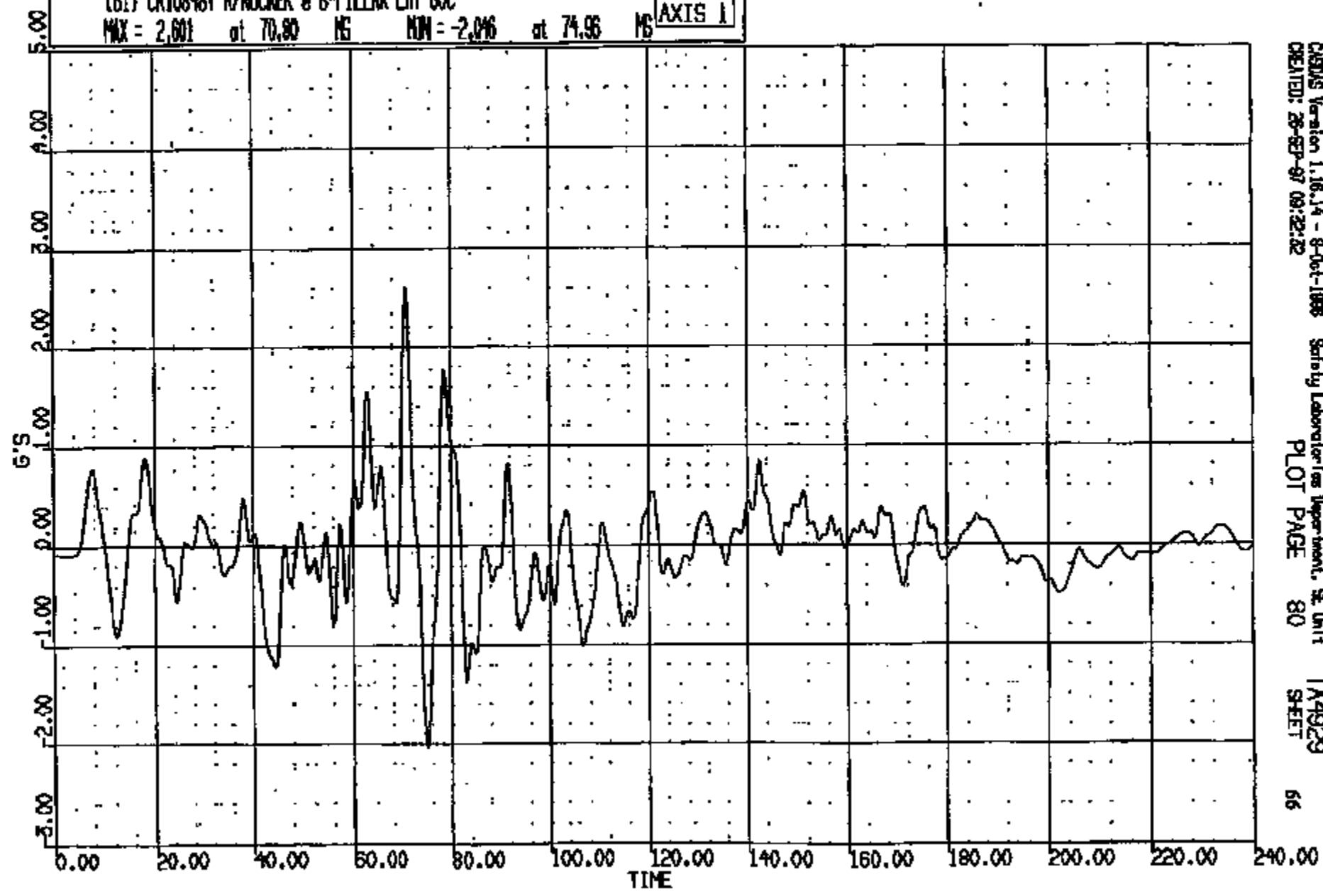
CR R: 10848 TO: TA4929 DATE: 970928 08:08:48
199X DN-101 UNKNOWN

(60) CR10848T R/ROCKER @ B-PILLAR VERT 60C
MAX = 1.218 at 54.01 MS MIN = -2.641 at 82.24 MS **AXIS 1**



CR: R= 10848 TO: TA9229 DATE: 970928 09:08:48
199X DN:101 UNKNOWN

(61) CR10848T R/ROCKER @ 8-PILLAR LAT 60C
MAX = 2.601 at 70.80 MS MIN = -2.046 at 74.96 MS **AXIS 1**

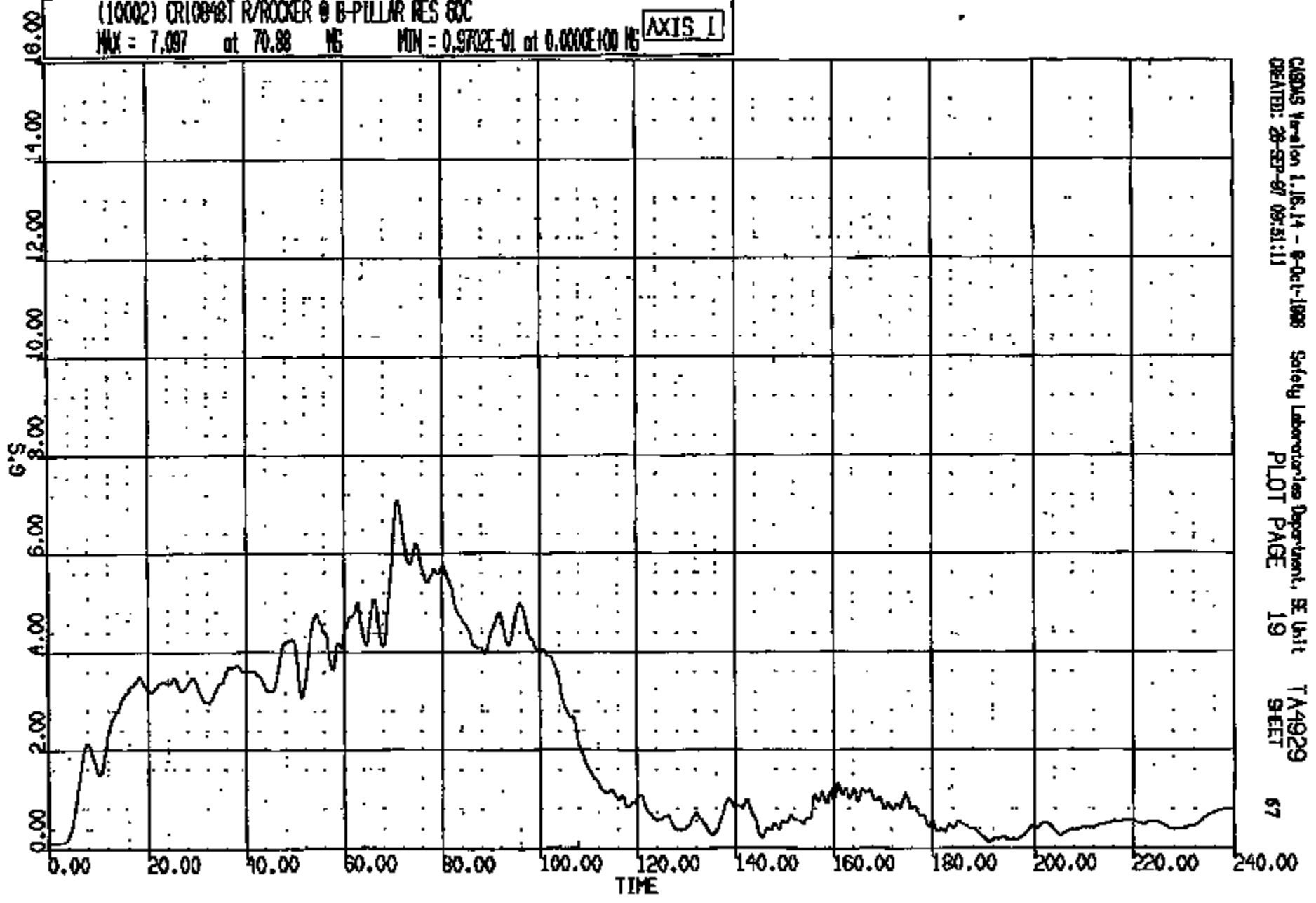


CASYS Version 1.16.14 - 8-Oct-1998 Safety Laboratories Department, SE Unit TA9229
CREATED: 28-SEP-97 09:22:22 PLOT PAGE 80 SHEET 66

CRTS 0010848

CR R: 10848 TO: TA4929 DATE: 070928 09:06:48
189X DN-101 UNKNOWN

(10002) CR10048T R/ROCKER @ B-PILLAR RES 80C
MAX = 7.097 at 70.88 MS MIN = 0.9702E-01 at 0.0000E+00 MS **AXIS 1**

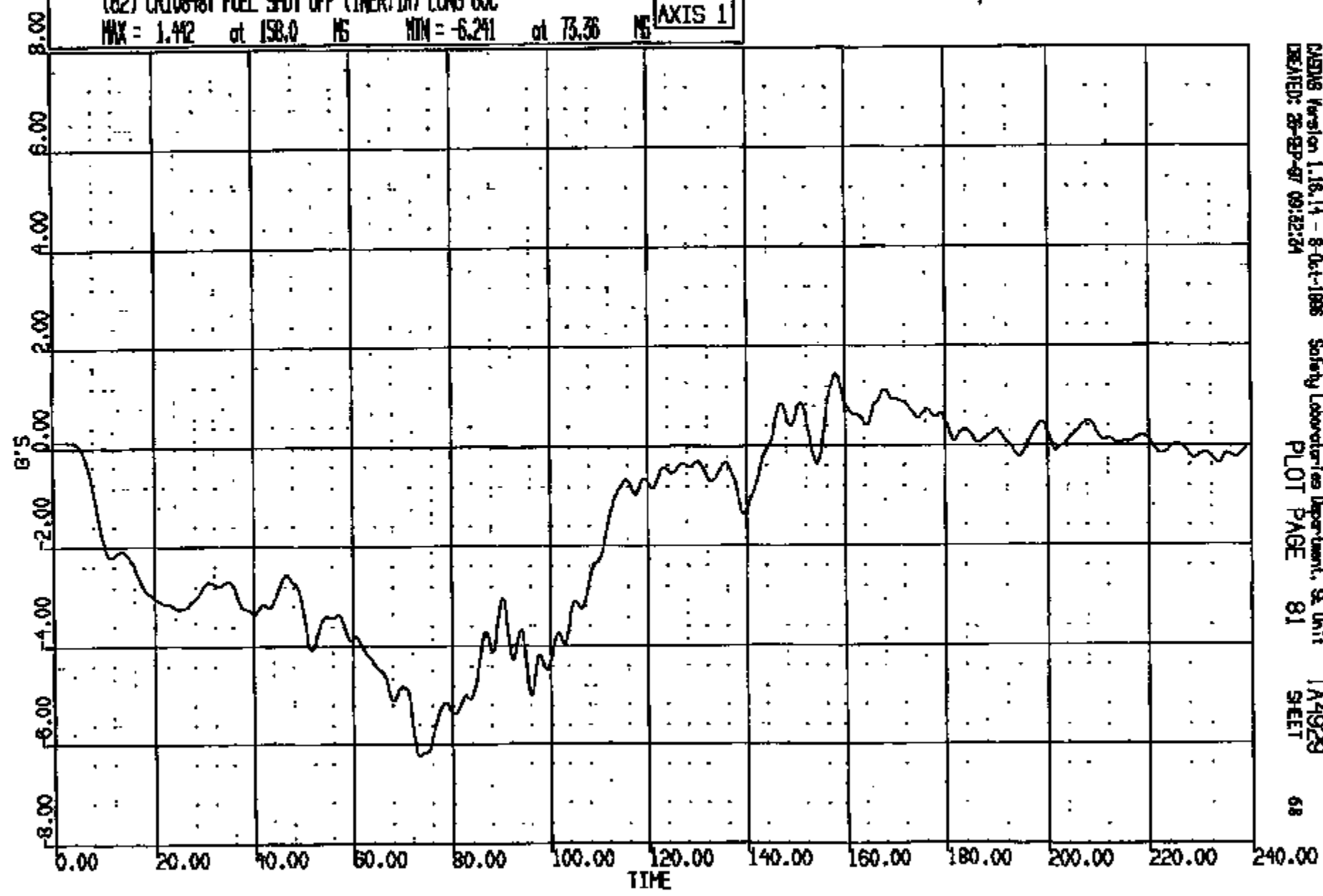


CASAS Version 1.16.14 - 8-Oct-1988 Safety Laboratory Department, SE Unit TA4929
CREATED: 28-SEP-87 09:51:11 PLOT PAGE 19 SHEET 67

CRTS 0010848

CR 7: 10848 TO: TA4929 DATE: 870828 08:08:48
100X DN-101 UNKNOWN

(62) CR10848T FUEL SHUT OFF (INERTIA) LONG GOC
MAX = 1.412 at 158.0 MS MIN = -6.241 at 73.36 MS AXIS 1

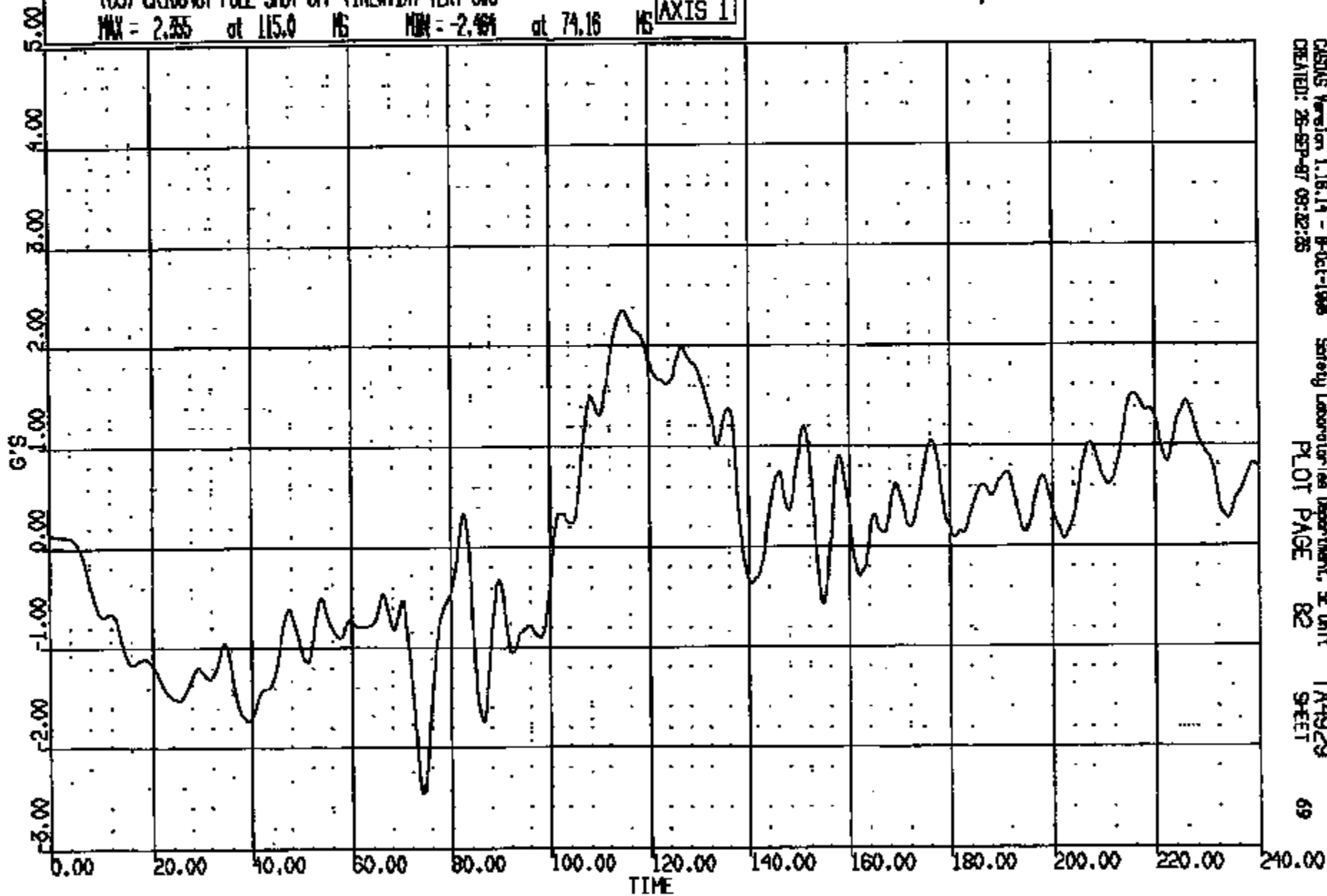


CRASH Version 1.18.14 - 8-Oct-1988 Safety Laboratories Department, SE Unit TA4929
CREATED: 86-SEP-87 09:32:24 PLOT PAGE 81 SHEET 68

CRTS 0010848

CR R: 10848 TO: TA4929 DATE: 870928 09:06:48
190X DN-101 UNKNOWN

(63) CR10848T FUEL SHUT OFF (INERTIA) VERT G/C
MAX = 2.355 at 115.0 MS MIN = -2.484 at 74.16 MS **AXIS 1**



CASONS Version 1.18.14 - 8-Oct-1998
CREATED: 28-SEP-87 09:22:25

Safety Laboratory Department, SE Unit
PLOT PAGE 82

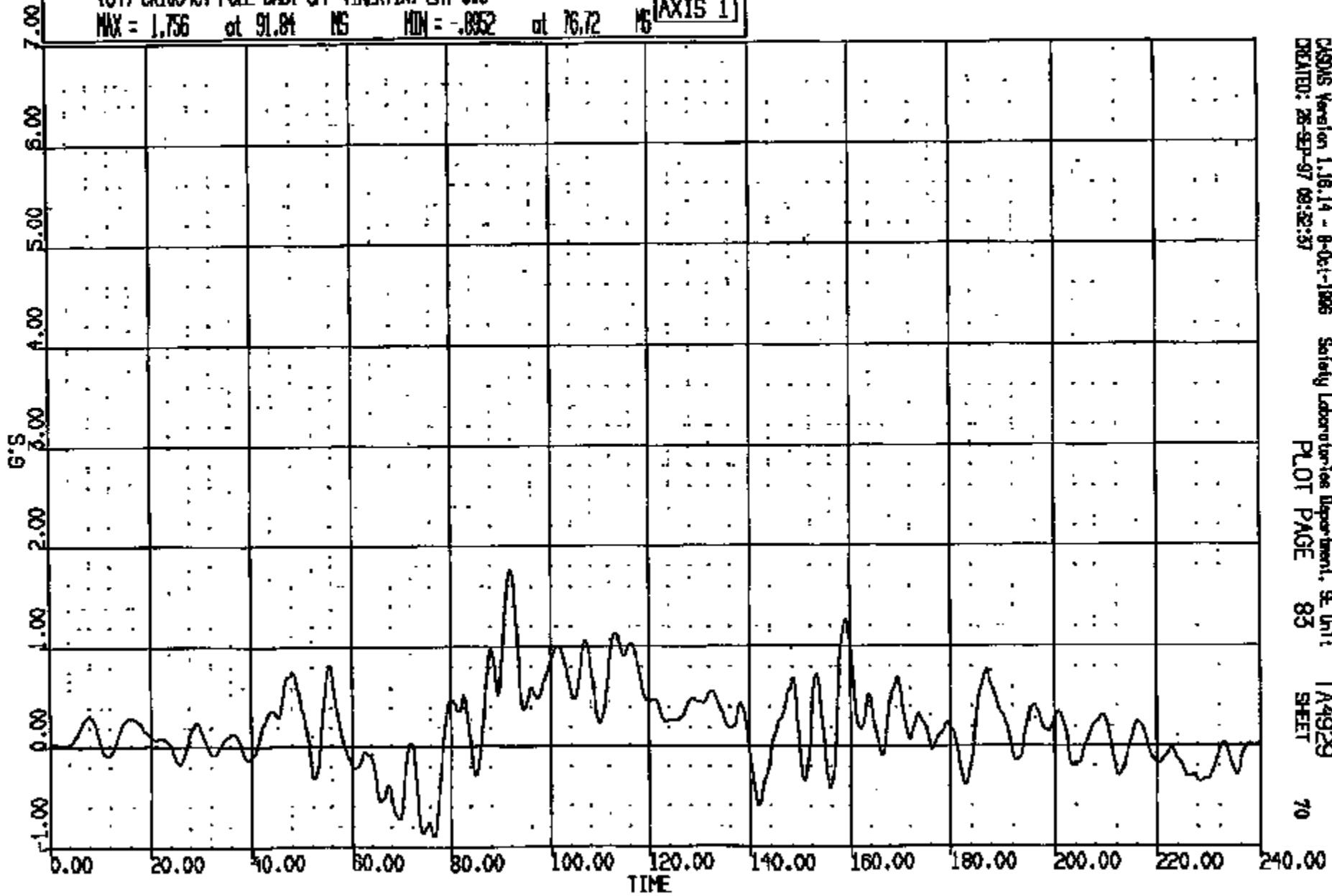
TA4929
SHEET

69

CRTS 0010848

CR R: 10848 TO: TA4929 DATE: 870928 08:08:48
199X DN-101 UNKNOWN

(64) CR10848T FUEL SHUT OFF (INERTIA) LAT 60C
MAX = 1.756 at 91.84 MS MIN = -.8952 at 76.72 MS **AXIS 1**



CADMS Version 1.16.14 - 8-06-1986
CREATED: 28-SEP-97 09:32:37

Safety Laboratories Department, SE Unit
PLOT PAGE 83


TA4929
SHEET

70

CRTS 0010848

CR R: 10848 TO: TA4929 DATE: 870926 08:08:18
189X DN-101 UNKNOWN

(65) CR10848 FUEL SHUT OFF (INERTIA) SN 4000
MIX = 0.570 at 2.500 M6 MIN = - .500E-01 at - .700E-05 M6
AXIS 1



CR R: 10848 TO: TA4929 DATE: 870928 08:08:48
199X DN-101 UNKNOWN


(66) CR100981T ALTERNATE 1-ZERO SN 4000C

MAX = 0.9570 at -.7629E-05 KG

MIN = 0.9570

at -.7629E-05 KG

AXIS 1






Image: 10949001.JPG

CRTS 0010848



Name: 10848002.JPG

CRTS 0010848




10648003.JPG

CRTS 0010848




Name: 10848004.JPG

CRTS 0010848



Name: 10848005.JPG

CRTS 0010848



4927A


Image 1 10848006.JPG

CRTS 0010848



Frame: 10048007.JPG

CRTS 0010848



4927

Frame: 1084808.JPG

CRTS 0010848

4937

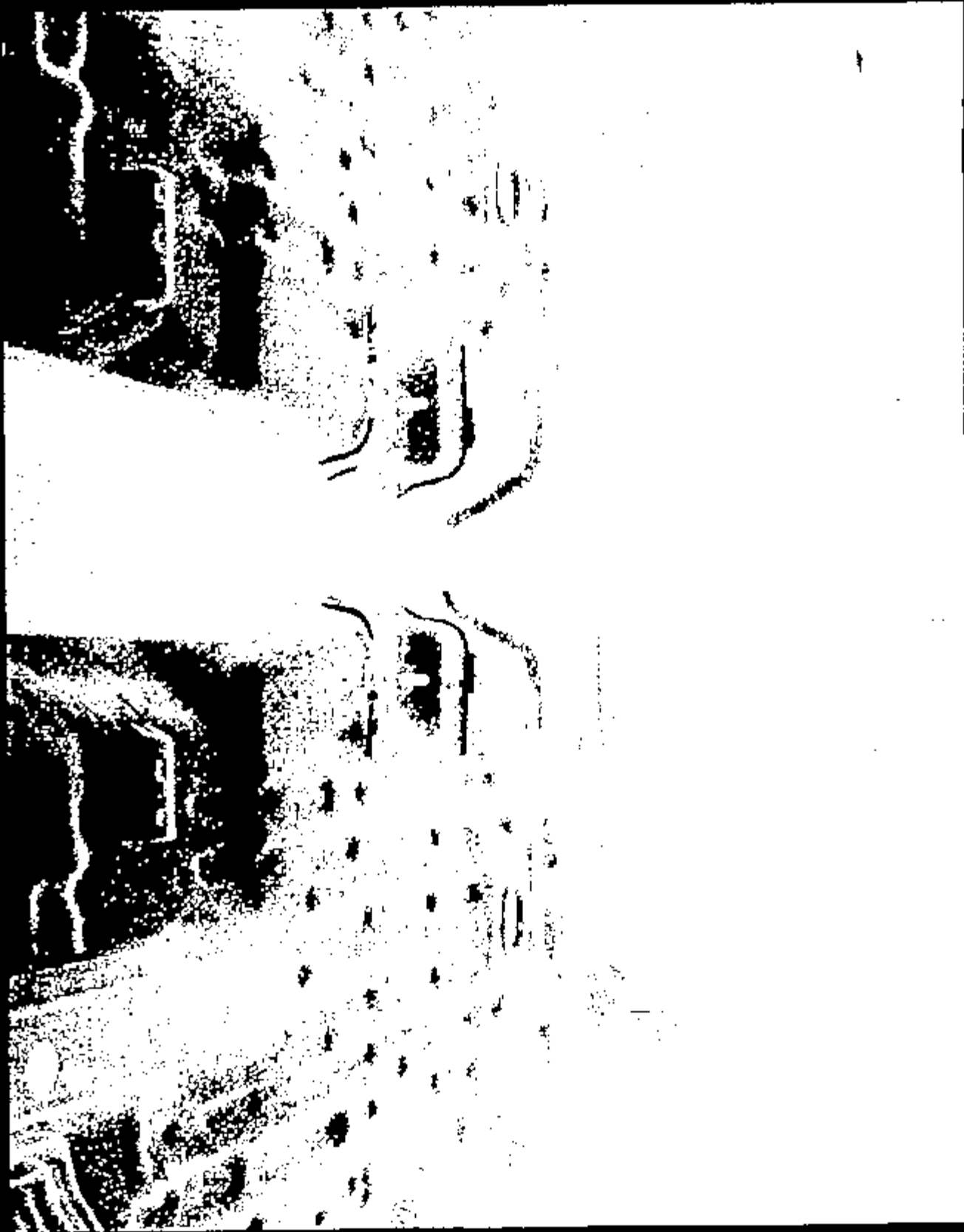
Name: 10848009.JPG

CRTS 0010848



Image 1 10848010.JPG

CRTS 0010848



Frame 1 10848011.JPG

CRTS 0010848





Image: 10848012.JPG



10848013.JPG

Image 1

CRTS 0010848


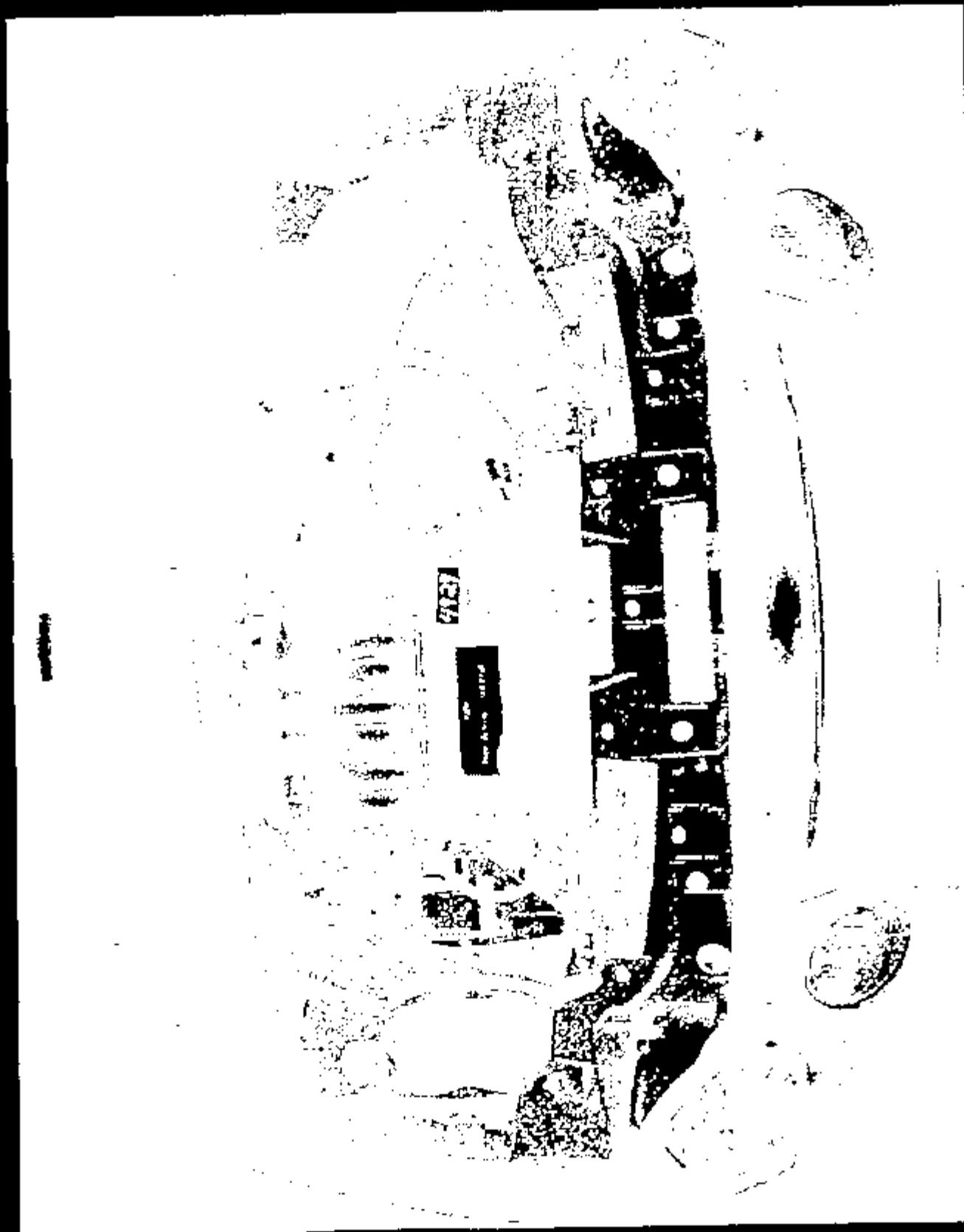



Image: 10848014.JPG

CRTS 0010848




Name: 10848015.JPG

CRTS 0010848



Name: 10848016.JPG


CRTS 0010848



10848017.JPG

March


CRTS 0010848



01278

Name: 10848018.JPG

CRTS 0010848



Name: 10W48019.JPG

CRTS 0010848



Name: 10948020.JPG

CRTS 0010848




10048021.JPG

CRTS 0010848

10848023.JPG

Frame 1

CRTS 0010848



Name: 10848023.JPG

CRTS 0010848

Name: 10849024.JPG

CRTS 0010848


10848

NAME: 1084825.JPG

CRTS 0010848

NAME: 10848026, JPO

CRTS 0010848



4939

Name: 10848027.JPG

CRTS 0010848




Image : 10848028.JPG

CRTS 0010848



Image: 1GB48029.JPG

CRTS 0010848



Image 1 10848030.JPG

CRTS 0010848

TEST AUTHORIZATION

TEST ORDER NUMBER TA4929

TO: J. Kiledonfk		CC: S. E. VINCOTE		REQUEST DATE	REQUESTED COMPLETION DATE
		S. E. VINCOTE		REQUEST NUMBER	PROBLEM NUMBER
		S. E. VINCOTE		TA4929	N/A
		S. E. VINCOTE		REQUESTING SECTION	
		S. E. VINCOTE		AV2215A	
TITLE OF TEST				PARTS DUE DATE	
D186 8 mph Under-Carriage Sensor Test				09-12-97	
TYPE OF TEST		VEHICLE NUMBER OR OTHER IDENTIFICATION		VEHICLE MODEL & YEAR	
X VEHICLE		31ST307		D186	
LABORATORY		20022		TEST CONDUCTED TO CERTIFY CONTROL ITEM COMPLIANCE WITH GOVERNMENT REGULATIONS	
ENGINE NO. DISPL. CARB.		TRANSMISSION		DISPOSITION OF PARTS	
3.0L 2V		MAN		Boneyard	
TYPE OF FUEL		CONVERTER		PROCUREMENT REGULATED?	
N/A		X/A		YES X NO CODE	
CRANKCASE OIL AND CAPACITY		TIRE SIZE AND PLY RATING		REPORT CATEGORY	
N/A		-S/A		X ENGINEERING	
VEHICLE TEST WEIGHT		TIRE PRESSURE		X DATA	
FRONT 2289 REAR 1565 TOTAL 3854		FRONT 30 REAR 30		RAW DATA	
				MAIL REPORT TO:	
				ROOM NO1252	
				BLDG 2	

- OBJECT OF TEST: Sensor Development
- TEST PROCEDURE: CRS-00
- NUMBER OF SAMPLES: 1
- RUNS PER SAMPLE: 0
- ITEMS TO BE TESTED: DESCRIPTION

PART NOS	QUANTITY
1FALP52J0V4201651	(01)

NO COPY
NO 9-9-12
2012

REQUESTING DEPT NO	WORK ORDER/WORK TASK	ISSUED/REGULATED BY	PHONE	APPROVALS	TEST TYPE	RISK	SIGN-OFF DATE
T651	P09	EWING	84185	BOLAND			

WORK STANDARDS NUMBER				TITLE					
				D186 8 mph Under-Carriage Sensor Test					
MANDATORY				OPTIONAL					
TEST ORDER #	CATEGORY	RESP SECT	EST COMP DATE	PEO	TEST ENGINE UNIT	UNIT RESE	TEST ORDER DATE	UNER CODE	PROD CODE
TA4929	4	T657		X		CRASH			
PERFORMING SECT.	BUDG	NATURAL COST	COMP. COST	PARTS DUE DATE	EST START DATE	EST COMP DATE	STATUS	XCOMPLETE	
REGION	0	\$	\$						
ENGINEERING	0	\$	\$						
TECHNICAL	0	\$	\$						
TOTAL	0	\$	\$						

TEST DEFINITION WORKSHEET

KURT L. EWING

02-SEP-97 15:39

TEST ORDER: TA4929

TEST PROCEDURE: CRS-00

REQUESTER COMMENTS:

TEST OBJECTIVE:

DISC Sensor Development

CUSTOM TEST SETUP:

*Fixtures 9" Above Ground
K. Ewing 9/16/97*

Set top of under-carriage fixture at 9.15 inches above ground.
Align vehicle such that impact marker and centerline of undercarriage fixture coincide. Impact vehicle into fixture @ 8 mph.

RATED FUEL CAPACITY: N/A
RATED LOADING LOAD: 200 lb.

OCCUPANT TYPE: Left Front: Water Bottle
Rgt. Front: Water Bottle

RESTRAINT SYSTEM:	BELT	PYRO BELT	FRONTAL BAG	SIDE BAG
Left Front:	X			
Rgt. Front:	X			

DUMMY POSITIONING: None DRIVER FOOT REST: N/A

SENSOR SYSTEM: Monitor sensor module outputs. See Sensor Map and instrumentation request.

SEAT POSITION:	Long.	Vert.	Seat Back Angle
Left Front:	Mid	Full Down	Full Upright
Rgt. Front:	Mid	Full Down	Full Upright

SEAT PACKAGE CHECK REQUIRED ? NO

DIMENSIONAL ANALYSIS: None.

TEST DEFINITION WORKSHEET

KURT L. EWING

02-SEP-97 13:39

TEST ORDER: TA4929

TEST PROCEDURE: CBS-00

FILM ANALYSIS: None.

STILL PHOTO: Std. Pre & Post Test Photographs.

HIGH SPEED PHOTO:

1.	Offboard	Overall	Left
2.	Offboard	Overall	Right
3.	Offboard	A-Pillar Forward	Pit

Total Onboard Cameras =	0
Total Offboard Cameras =	3

Total Cameras =	3

Number OF Film Copies: 1

WEIGH UP INSTRUCTIONS:

Curb Weight:	Front=2131	Rear=1163	Total Curb=3294
Test Weight:	See Test Authorization Page 1.		

Do NOT Place Weight: No Restrictions.
 MAY Remove To Lighten Vehicle: Deck Lid, Rear Lamps, Carpet
 Rear Seat, Interior Trim

Max. Added Weight to Engine: 75 lb. Allowed.

Front Test Weight Tolerance:	+10 -0
Rear Test Weight Tolerance:	+15 -0

RIDE HEIGHTS:

Weigh vehicle to test weights specified on TA cover sheet.
 Level rocker with respect to ground. Consult requestor as needed.

SPECIAL BUILD INSTRUCTIONS:

Remove Air Bags
 VEHICLE TO BE REBUILT. RETAIN ANY REMOVED HARDWARE. DO NOT DAMAGE BODY.

TEST DEFINITION WORKSHEET

KURT L. EWING

02-SEP-97 15:39

TEST ORDER: TA4929

TEST PROCEDURE: CRS-00

CONTACTS:	NAME	PHONE	PAGER
Requestor:	K. Ewing	24-86185	KEWI (313-660-6991)
Bld. Coord:	M. Dandiel	24-85498	MDEN (313-705-6101)
Supervisor:	M. Jurosek	32-39958	MJUR (313-705-9990)
GTO:	S. Pingston	39-03809	SPIN (313-700-3922)

{v(187

TEST ENGINEERS COMMENTS:

LAB COMMENTS:

FINAL COMMENTS:

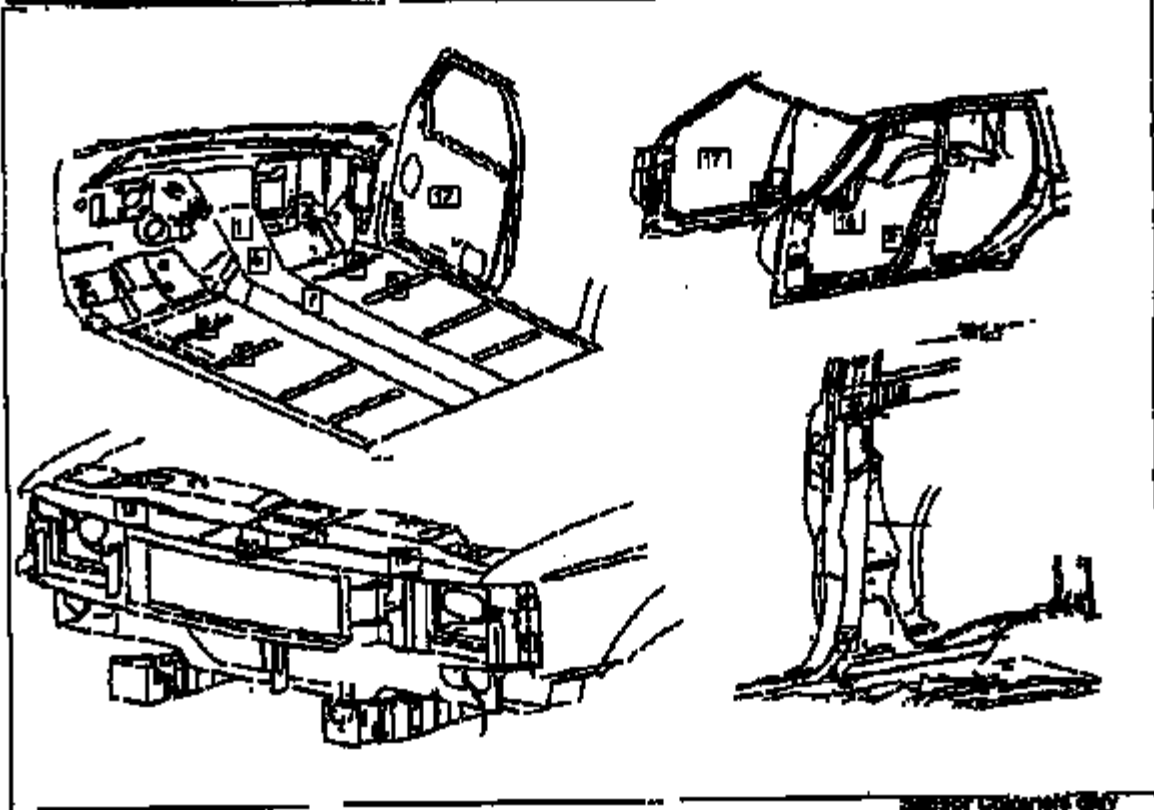
REQUESTERS FINAL COMMENTS:

TA. 4429

Program: DT86
 Vehicle ID: DGM122
 Build level: AP
 Test Mode: 8mph UCH

SENSOR MAP

Engineer: Erich Kemnitz
 Phone #: 24-81802
 Date: 09/11/97
 Time: 4:33 PM



Location Name	Supplier	Output	Nominal (V)	Max/Min	Serial #
1 INT_FLOR_PNE_B_C/L (LHD 80H Lowrider)	_ACC1	acc1	0	1000	1
	_ACC2	acc2	0		
	_ACC3	acc3	0		
	_ACC4	acc4	0		
	_ACC5	acc5	0		
1 INT_FLOR_PNE_B_C/L	_TR1	TR1	Dr. 1000		
	_TR2	TR2			
	_TR3	TR3			
2 R/P-FLR DRUM_LOWER 2 R/P-FLR DRUM_LOWER 4 INT_FLOR_PNE_B_C/L (LHD 80H Lowrider)	_RCM1	RCM1			594 4
	_RCM2	RCM2			
	_RCM3	RCM3			
	_RCM4	RCM4			
	_RCM5	RCM5			

Erich Kemnitz 09/11/97
 AVT Restraints

UCHAY.016
 09/11/97

Location Name	ASB	Supplier	Output	Sensor Channels only		
				Nominal (+/-)	Resistor	Serial #
	ASB		Boeing			
	ASB		Stain	5		
4 NET FLOOR FWD R/L	_SC	asob	TRIAK	On NCH		
5 FLY_WPR_B_L/P_WPR_C/L	_SH	asob	TRIAK	Asst NCH		
6 FLY_WPR_B_L/P_WPR_C/L	_SH	asob	TRIAK	Near SON		
9 FLY_WPR_B_L/P_WPR_C/L		ASU	asob	On Sensor		006
4 FLY_WPR_B_L/P_WPR_C/L		ASU	asob	On Sensor		006
7 C/L TR. BETWEEN /SEATS	_SH	asob	TRIAK			
8 IN_FLY_WPR_B_L/P_WPR_C/L	_SH	asob	TRIAK			
9 IN_FLY_WPR_B_L/P_WPR_C/L	_SH	asob	TRIAK			
10 C/RND UP FRT	_AC	ASB	Boeing	FCB		
10 C/RND UP FRT	_SH	asob	TRIAK	Wrt to FCB		
13 R/WND UP FRT	_AC	ASB	Boeing	FCB		
13 R/WND UP FRT	_SH	asob	TRIAK	Wrt to FCB		
16 L/P_DOWN_B_RELTIME_HIS	_SH	asob	TRIAK			
17 R/P_DOWN_B_RELTIME_HIS	_SH	asob	TRIAK			
18 L/WND UP FRT	_SH	ASB	Boeing	FCB		002397
18 L/WND UP FRT	_SH	asob	TRIAK	Wrt to FCB		

Note: All ASB supplier parts require 100 supply



"RECORD COPY"	
File No.	7-9-12
Date	2017

FINAL TEST REPORT

CONFIDENTIAL

**Global Test Operations
Advanced Vehicle Technology**

TO:	J. Boland	Test Order No.	T-A5066
		Work Task W. O. No.	F09
		Test Date	10/1/97
		Date Reported	11/20/97
		Sheet	1 of 80

SUBJECT: Crash Test 10853 (30° Right Front Fixed Barrier Impact at 22.1 ± 0.4 mph, 35.6 ± 0.6 km/h) - 2000 Sable (D186) 4-Door Sedan

REQUESTED BY: Vehicle Safety and GAE Department, Advanced Vehicle Technology - K. Swing

OBJECT: To obtain development data relative to air bag system sensors.

SUMMARY OF TEST RESULTS: See Section 1.0 for air bag system sensor data.


S. Fligston
Test Development Engineer


Concur: K. Burns 11/20/97
Section Supervisor
Operations Engineering Section

VEHICLE DATA:

Make and Model 2000 Sable (D186) 4-Door Sedan
ID Numbers 1ME1M50U8V0623557, 313-T-317, DC0423
Power Train 3.0L, EFI, Automatic (AXAN) Transaxle
Fuel Tank(s) Test Condition: Empty
Front Seat(s) Type: Bucket
 Cover: Cloth
 Tracks/Position: LF: 6-Way Power/Mechanical Mid
 and Down
 RF: Manual/Mechanical Mid
 Seat Backs/Position: Adjustable/26.3" Rear of
 Vertical
 Head Restraints/Position: Adjustable/Up
Restraint System LF & RF: None Used
Occupants LF & RF: 50th Percentile Male, Hybrid II,
 Uninstrumented
Test Weight Front: 2318 lb (1051 kg)
 Rear: 2008 lb (911 kg)
 Total: 4326 lb (1962 kg)
Tires Front: P205/65R15 30 psi (207 kPa)
 Rear: P205/65R15 30 psi (207 kPa)
 Spare: Removed
**Significant Content or
 Accessories:** Air Conditioning, Power Steering, Power Brakes,
 Tilt Steering Wheel

GENERAL TEST COMMENTS:

1. Test Procedure

The test was performed according to the following Corporate test procedure(s):

Fixed Barrier Collision, ST-14 dated January 15, 1992.

2. Remarks

Crash movies, pre- and post- crash still images of the test vehicle and copies of this report are available only through the Crash Test Operations Section after permission is obtained from the test requesting department. The crash still images are stored on CD ROMs. The file names of the still images are listed under crash number and a three digit sequence number which are 10853001 through 10853056.

TEST RESULTS:

1.0 Sensor Development

Time histories of the dummy dynamic displacements obtained from Film Analysis are included in this report.

Time histories of the air bag/sensor(s) are included in this report.

Time histories of any requested derived data (i.e. integrations, etc.) were given to the requesting activity and are not included in this report.

2.0 Vehicle Crush, Film Analysis and/or Instrumentation Data

Time histories of the vehicle accelerations and other instrumentation are included in this report.

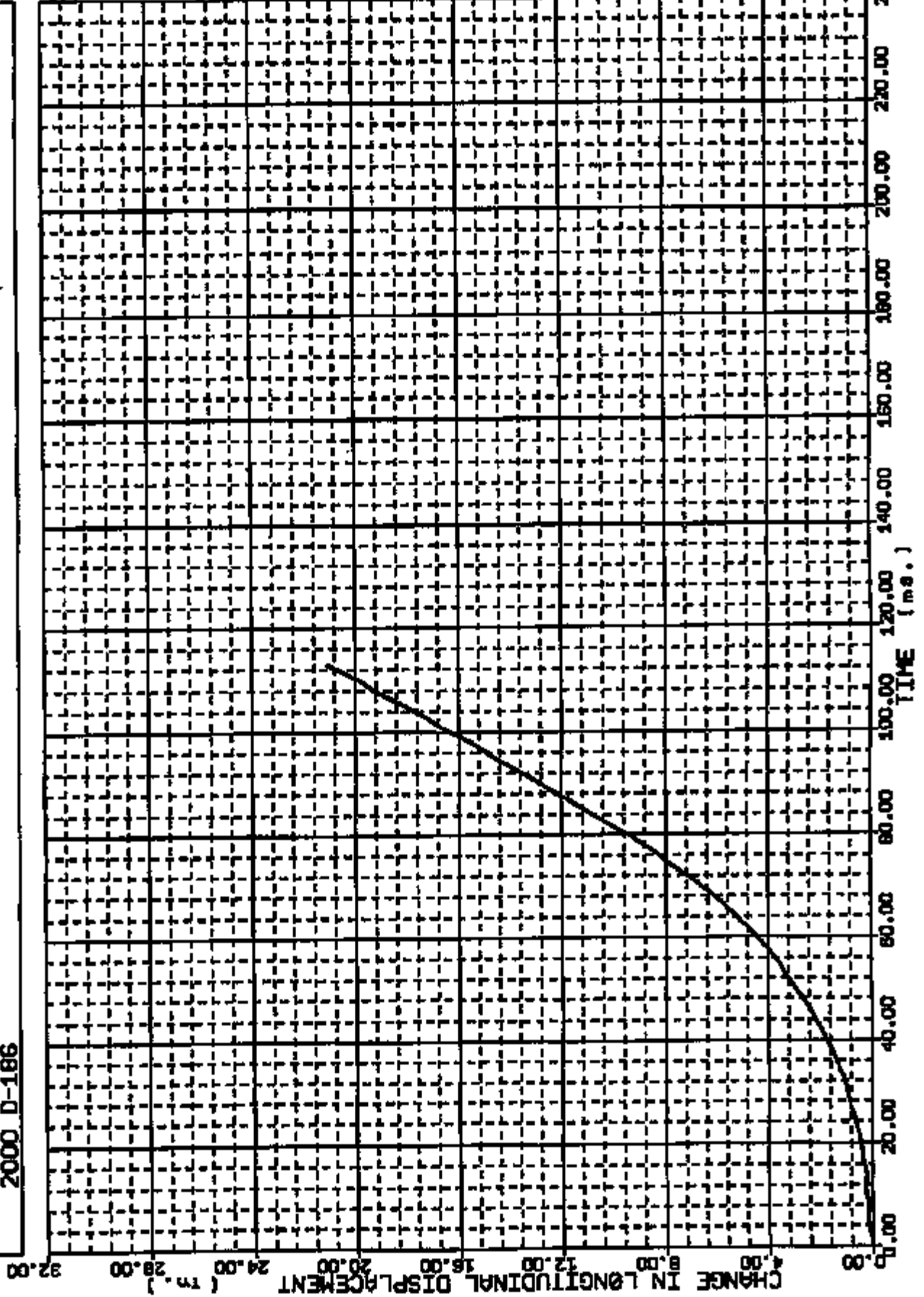
Time histories of vehicle dynamic displacements obtained from Film Analysis are included in this report.

Time histories of any requested derived data (i.e. integrations, etc.) were given to the requesting activity and are not included in this report.

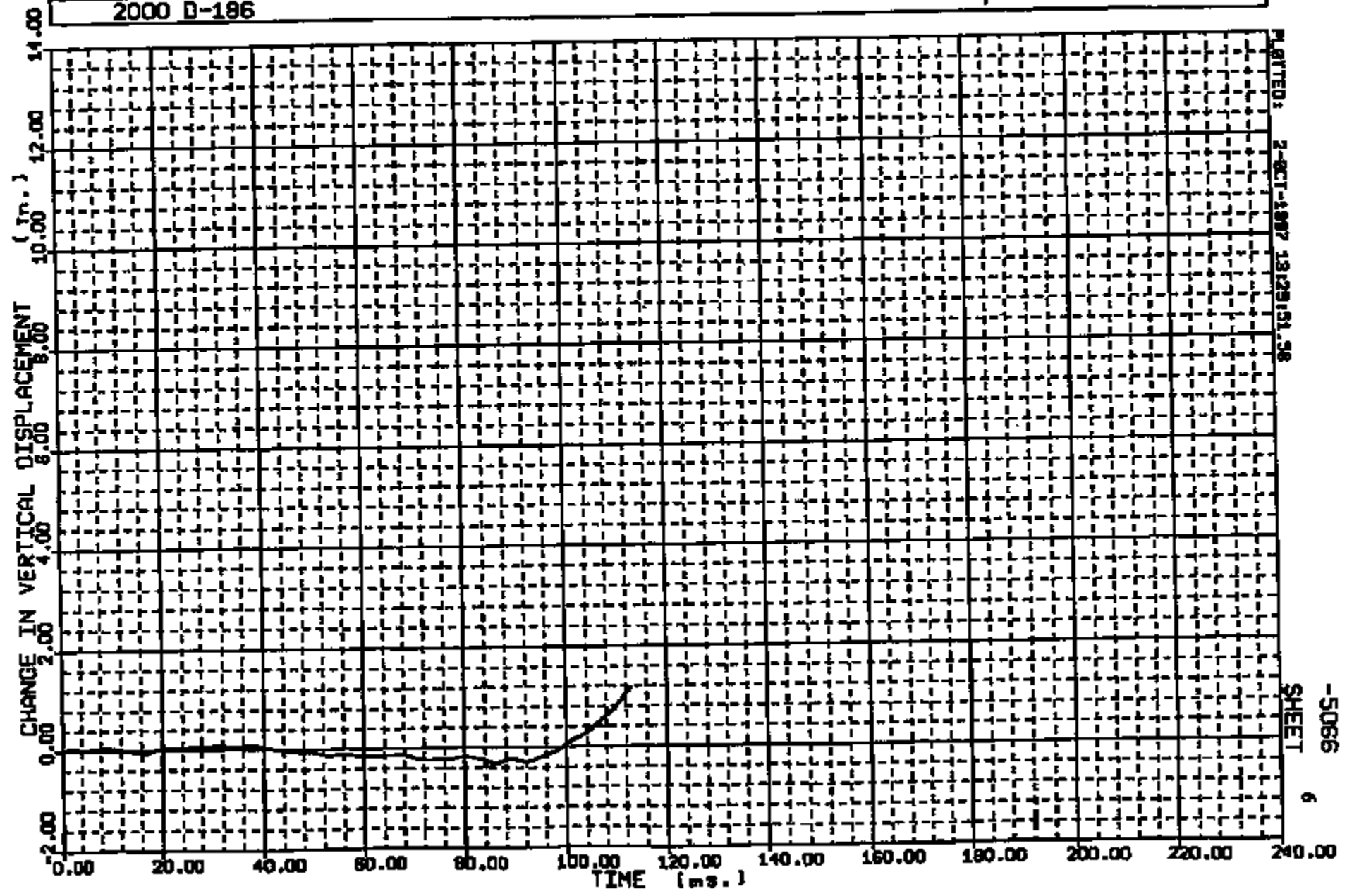
PLOTTED: 2-OCT-1987 13:28:54.06

Y - AXIS: L/S HEAD - DRIVER WRT L/RCKER AT B-PILLAR MAX = 21.10 at 113.00 MIN = 0.0000E+00 at 0.00

RUN NO.	FACILITY	TEST ORDER NO.	FILM ANALYSIS METHOD	PITCH CORRECTION
10853	BARRIER	-5066	SCALE	APPLIED
2000 D-186				



Y AXIS: L/S HEAD - DRIVER WRT L/ROCKER AT B-PILAR		MAX = 1.184 at 119.00		MIN = -.2229 at 55.0.	
RUN NO.	FACILITY	TEST ORDER NO.	FILM ANALYSIS METHOD	PITCH CORRECTION	
10853	BARRIER	-5066	SCALE	APPLIED	
2000 D-186					

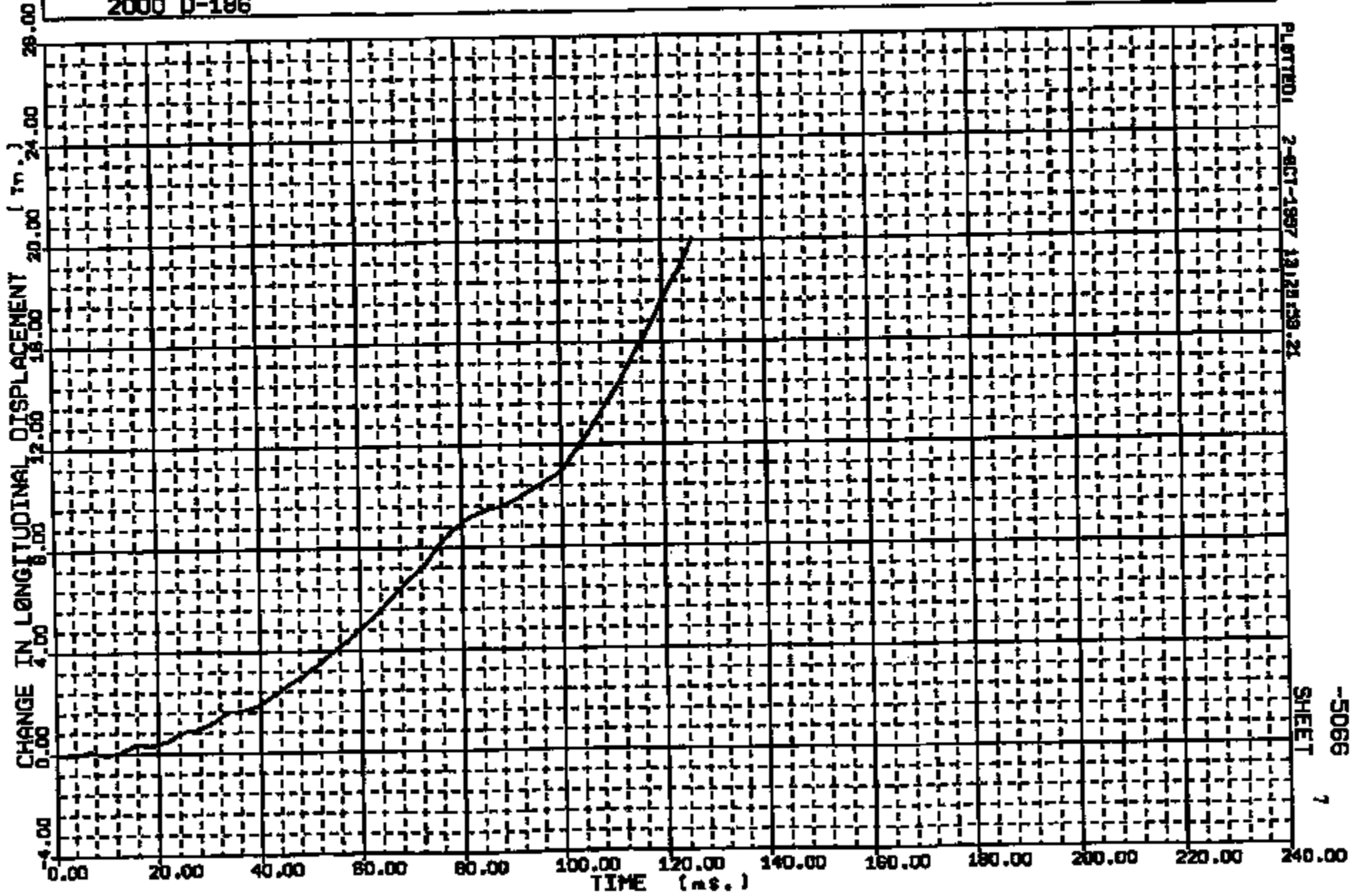


CRIS 0010853

PRINTED: 2-DEC-1987 18:29:51.58

SHEET 6
-5066

Y - AXIS: R/S HEAD - PASSENGER WRT R/ROCKER AT B-PILLAR: MAX = 20.10 at 126.00 MIN = -.0508E-01 at 3.00				
RUN NO.	FACILITY	TEST ORDER NO.	FILM ANALYSIS METHOD	PITCH CORRECTION
10853	BARRIER	-5066	SCALE	APPLIED
2000 D-186				



CRIS 0010853

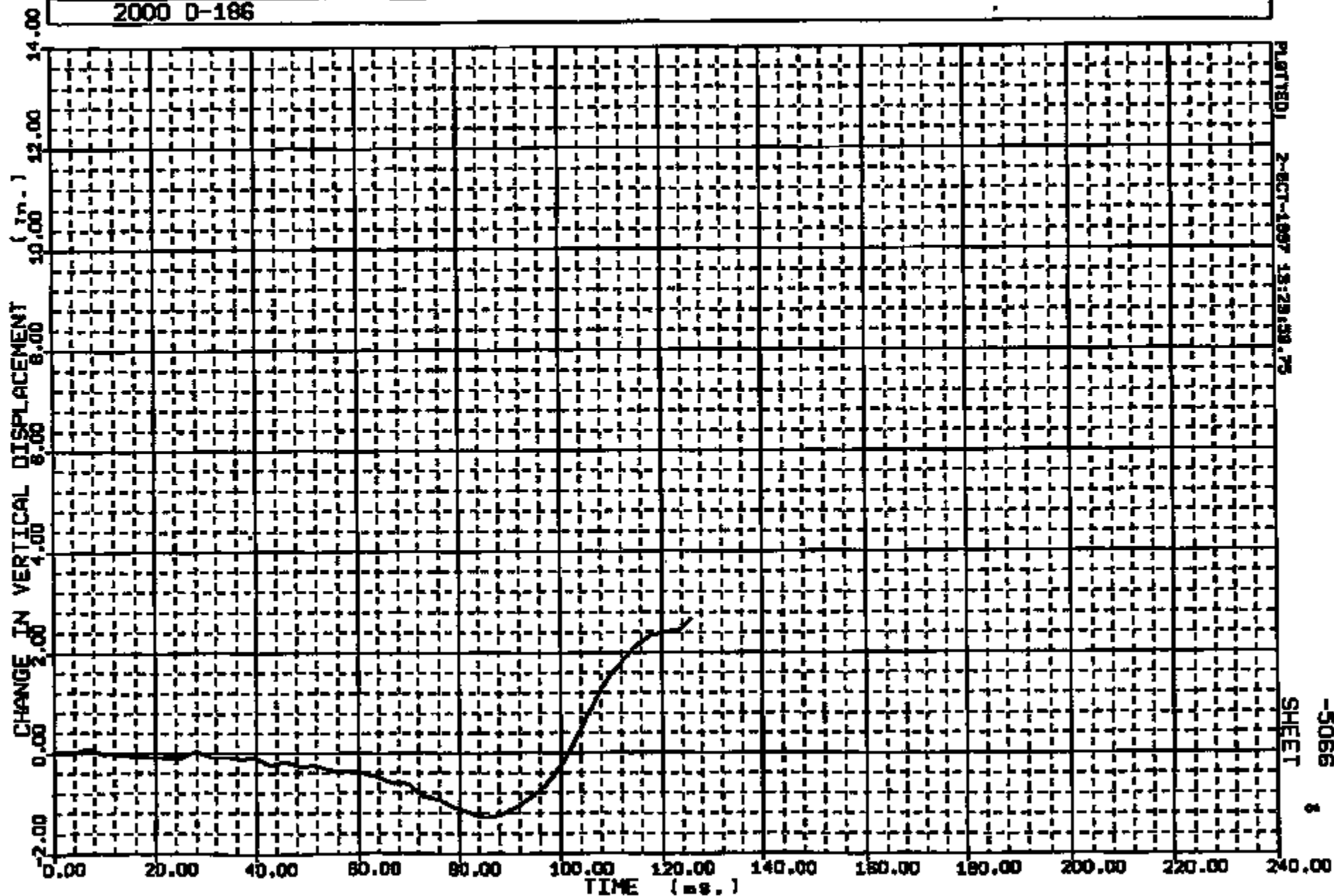
PLOTTED 2-DEC-1967 13123159.21

SHEET 7

-5066

Y AXIS: R/S HEAD - PASSENGER WRT R/ROCKER AT 9-PILLA. MAX = 2.874 at 126.00 MIN = -1.288 at 83.00

RUN NO.	FACILITY	TEST ORDER NO.	FILM ANALYSIS METHOD	PITCH CORRECTION
10853	BARRIER	-5066	SCALE	APPLIED
2000 D-186				



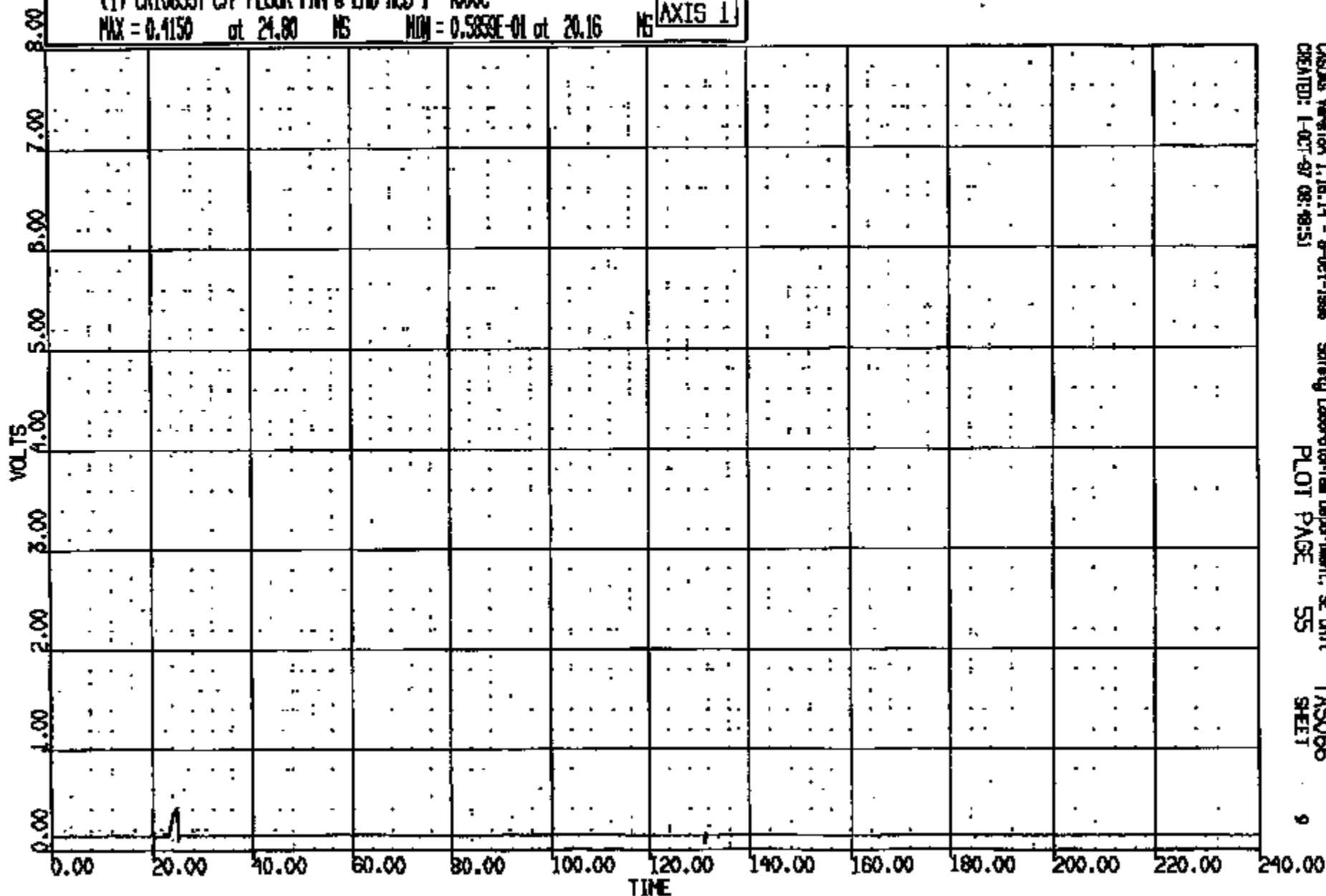
CRTS 0010853

SHEET 1

-5066

LR R: 10853 TO: TAS066 DATE: 971001 07:51:39
109X DN-101 UNKNOWN

(1) CR10853T C/F FLOOR PAN @ LHD ACID 1 4000C
MAX = 0.4150 at 24.80 NS MIN = 0.5859E-01 at 20.16 NS **AXIS 1**



CASDIS Version 1.16.14 - 8-Oct-1998
CREATED: 1-OCT-97 08:49:51

Safety Laboratory Department, SE Unit
PLOT PAGE 55

TAS066
SHEET

CRIS 0010853

UR R: 10853 TO: TA5066 DATE: 971001 07:51:59
199X DN-101 UNKNOWN

(2) DRUGSST C/F FLOOR PAN @ LHO ACD 2 AC 400AC

MAX = 6.000 at 20.00 MS MIN = -.7061 at 25.01 MS

AXIS 1

7.00

8.00

5.00

4.00

3.00


2.00

1.00

0.00

-1.00


VOLTS



URR = 10853 TO: TA5066 DATE: 871001 07:51:39
188X DN-101 UNKNOWN

(3) CRTS010853 C/F FLOOR PWR @ LJO NO3 AC 4000V
MAX = 6.025 MS at 28.08 MS MIN = -.7813 at 25.04 MS

AXIS 1



OK R: 10853 TO: TA5066 DATE: 871001 07:51:38
189X DN-1101 UNKNOWN

(4) BRIDGE CT FLOOR PIN @ (HD) RD 4 AC 400VC

MAX = 0.1297 at 24.80 MS MIN = 0.639E-01 at 20.16 MS

AXIS 1

8.00

7.00

6.00

5.00

4.00

3.00

2.00

1.00

0.00

VOLTS

0.00

20.00

40.00

60.00

80.00

100.00

120.00

140.00

160.00

180.00

200.00

220.00


240.00

TIME

LR R: 10853 TO: TAS066 DATE: 871001 07:51:39
199X DN-101 UNKNOWN

(S) CROSSBT C/F FLOOR PAN @ LHO AOD 5 AC 400XC
MAX = 5.273 at 24.72 MS MIN = 4.961 at 5.200 MS

AXIS 1




CR R: 10853 TO: TAS066 DATE: 971001 07:51:58
189X DN-101 UNKNOWN

(6) CR108531 C/F FLOOR PAN @ RND ACD I AC 400AC
MAX = 0.4248 of 24.80 MS MIN = 0.7813E-01 of 20.04 MS

AXIS 1

8.00
7.00
6.00
5.00
4.00
3.00
2.00
1.00
0.00
VOLTS



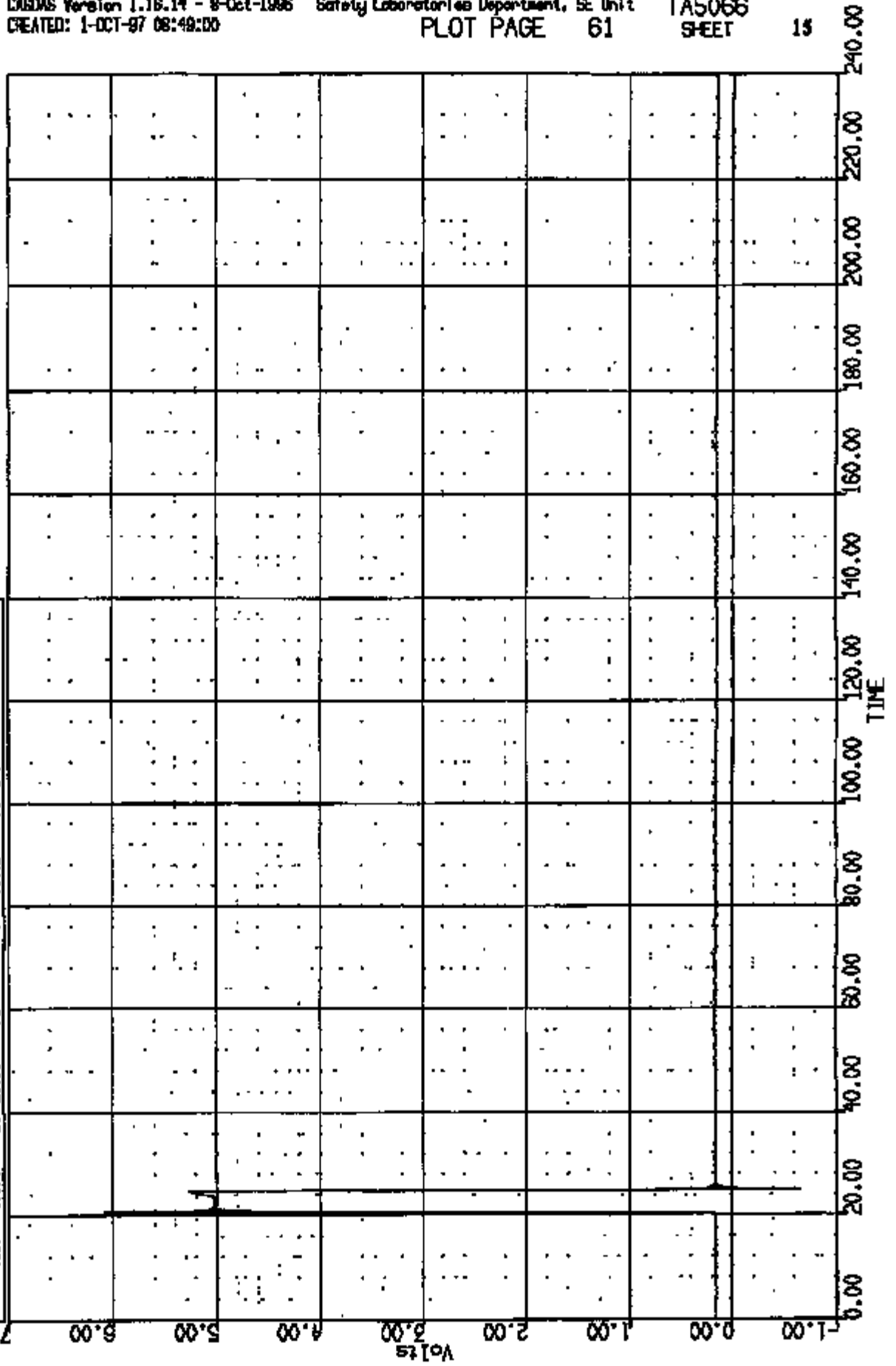
CR: R1 10855 TO: TA5066 DATE: 871001 07:51:39
199X ON-101 UNKNOWN

(7) CROSSAT C/F FLOOR PAN @ RD RD 2 AC 4000C

MAX = 6.074 at 20.56 MS MIN = -.0002 at 21.96 MS


AXIS 1

7.80



DR: 10888 TO: TA5066 DATE: 871001 07:51:59
100X DN-101 UNKNOWN

(8) CRIBSST C/F FLOOR PHN @ RDJ RDJ 3 AC 400AC
MAX = 6.001 MS MIN = -.0055 MS
MS AXIS 1




UNR: 10855 TO: TAS066 DATE: 871001 07:51:59
189X DN-101 UNKNOWN

(9) CR108551 C/F FLOOR PAN @ RHD ACID 4 AC 4000C

MAX = 0.4150 at 21.00 MS MIN = 0.7524-01 at 20.04 MS

AXIS 1



LR R: 10855 TO: TA5066 DATE: 971001 07:51:59
168X DN-101 UNKNOWN

(10) CR108551 CF FLOOR PMW @ RFD ADD 5 AC 400C
MAX = 0.4248 at 21.80 MS MIN = 0.000E-01 at 20.51 MS

[AXIS 1]

8.00

7.00

6.00

5.00

4.00


3.00

2.00

1.00

0.00


Volts



CR R: 10853 TO: TA5066 DATE: 971001 07:51:58
198X DN-101 UNKNOWN


(1) DRUGS AT FLOOR PM 6 RHO ACS 6 AC 400X
MAX = 0.9102 at 20.48 MS MIN = 0.583E-01 at 20.64 MS

AXIS 1



CR #: 10853 TO: TA5066 DATE: 871001 07:51:58
198X DN-101 UNKNOWN

(12) CRUBSOT C/F FLOOR PAN @ RID ACD 7 AC 4000C
MAX = 8.315 at 20.56 MS MIN = 1.884 at 22.56 MS [AXIS 1]




UR R: 10855 TO: TA5066 DATE: 871001 07:51:28
189X DN-101 UNKNOWN

(13) CR108551 C/F FLOOR PAN @ RD ACID 8 AC 4000C

MAX = 1.065 at 24.72 MS

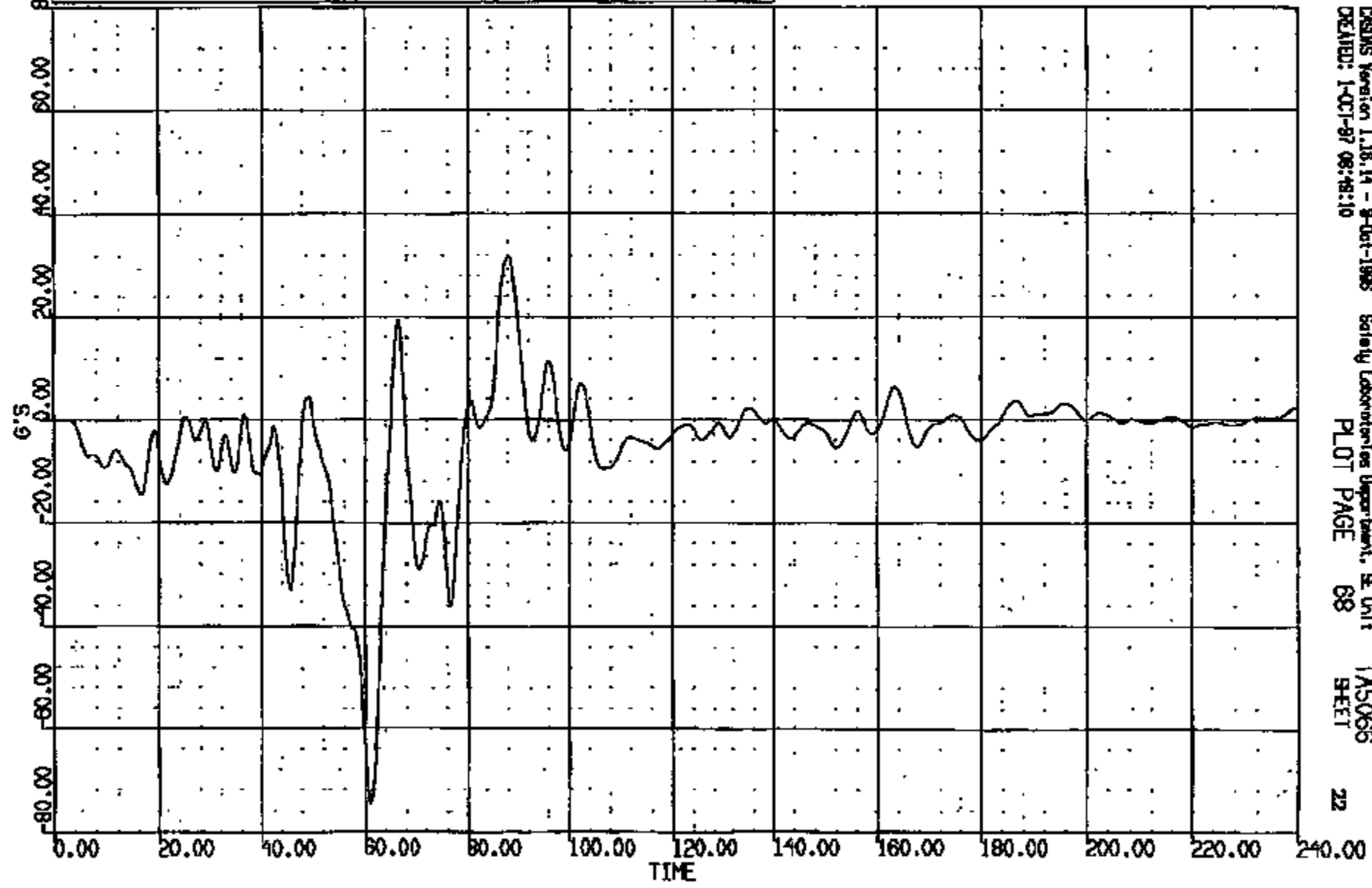
MIN = 1.002 at 24.96 MS

AXIS 1



LR R: 10853 TO: T45066 DATE: 871001 07:51:38
199X DN-101 UNKNOWN

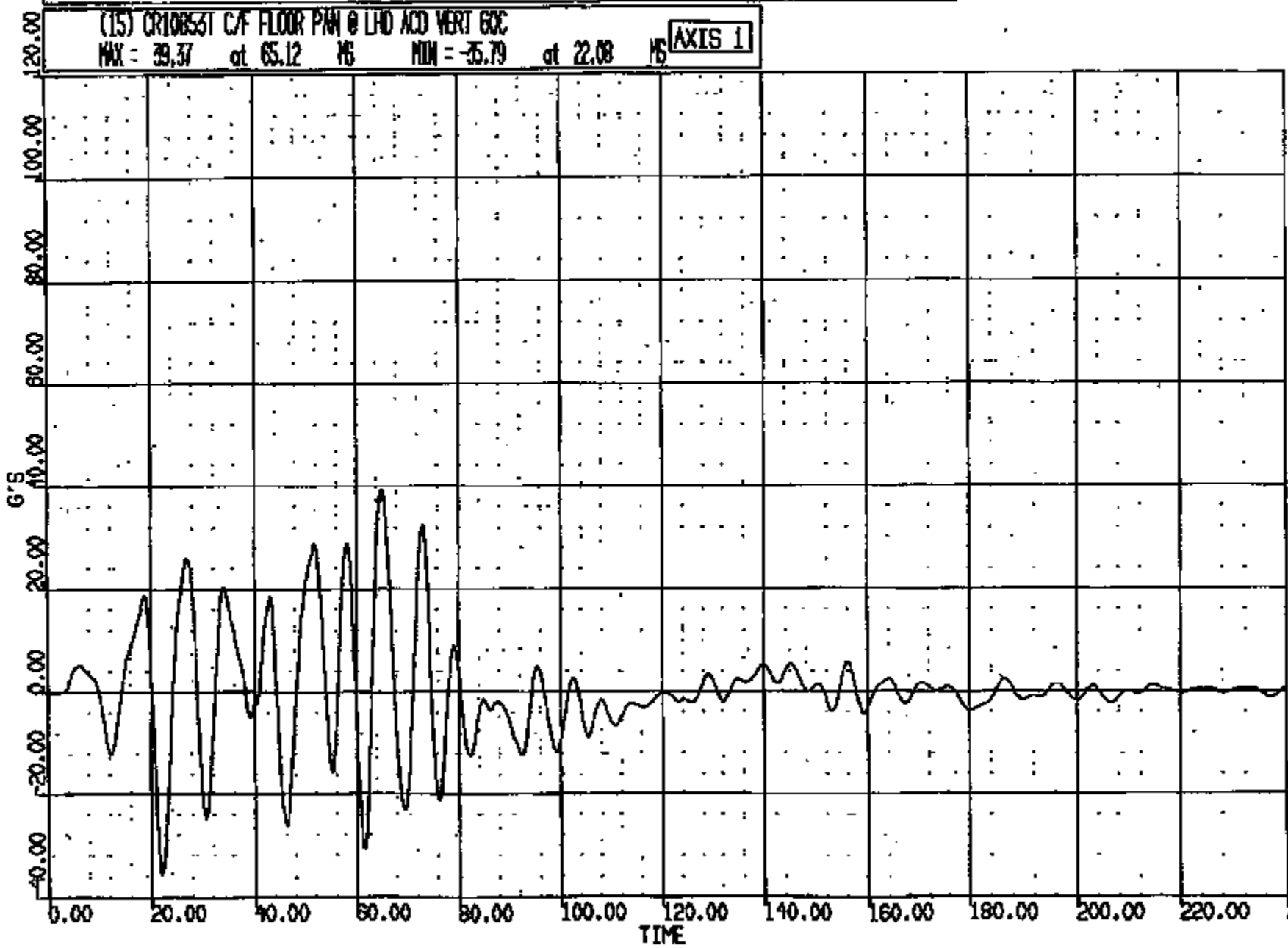
(14) CR10853T C/F FLOOR PAN @ LHD ACD LONG 60C
MAX = 31.82 at 88.00 MS MIN = -74.63 at 61.20 MS AXIS 1



CRSMS Version 1.18.14 - 9-Oct-1988 Safety Laboratories Department, SE Unit T45066
DRAWN: 1-OCT-87 08:48:10 PLOT PAGE 68 SHEET 22

CRIS 0010853

CR R: 10853 TO: TA5066 DATE: 971001 07:51:59
199X DN-101 UNKNOWN

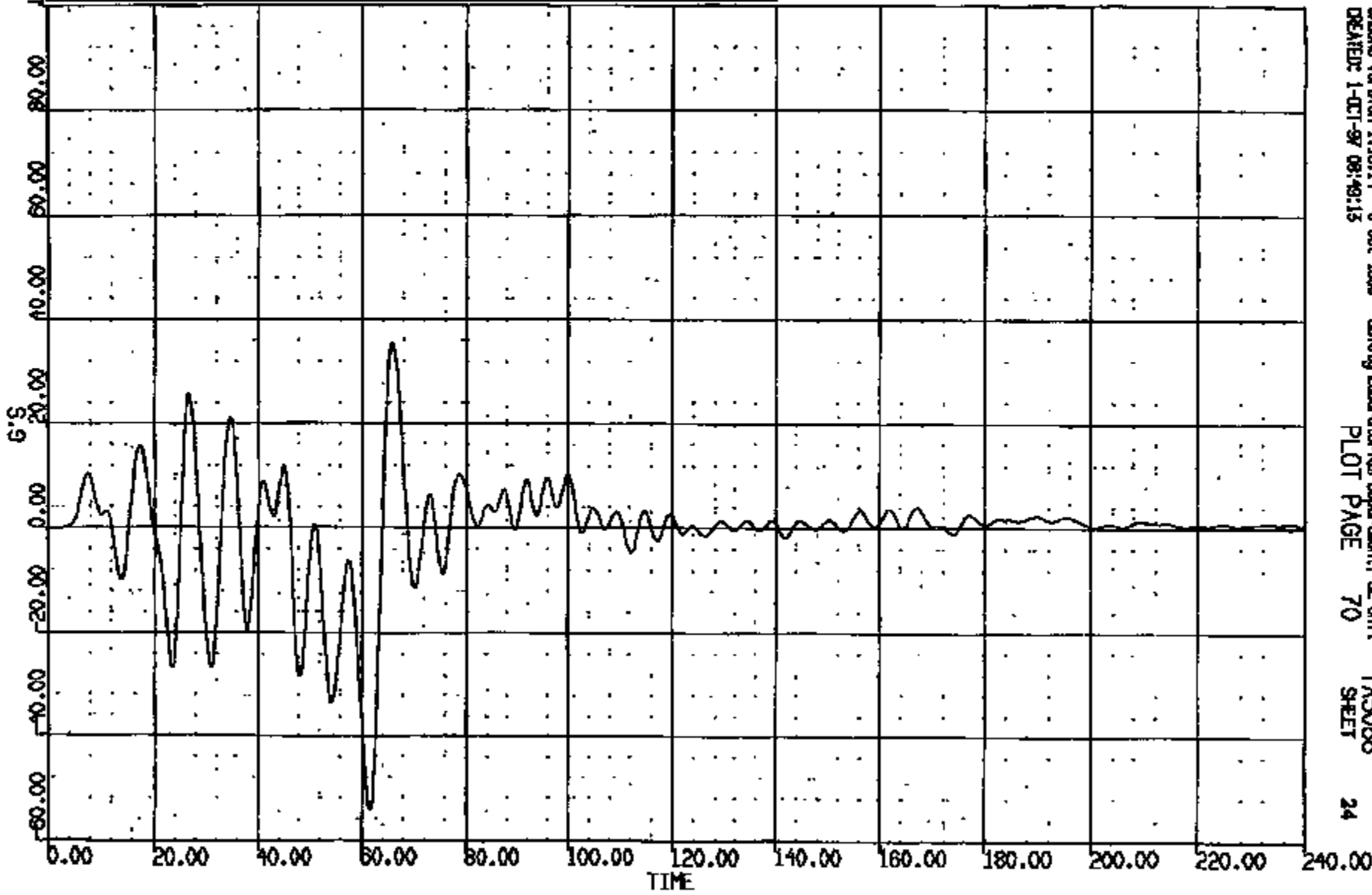


CADW6 Version 1.16.14 - 9-Oct-1998 Safety Laboratories Department, SE Unit
CREATED: 1-Oct-97 08:48:12 PLOT PAGE 69 SHEET 23

CRTS 0010853

CR R: 10855 TO: TAS066 DATE: 871001 07:51:59
109X DN-101 UNKNOWN

(16) CR10856T C/F FLOOR PAN @ LHD ACD LAT 60C
MAX = 35.39 at 65.94 MS MIN = -54.43 at 61.52 MS **AXIS 1**



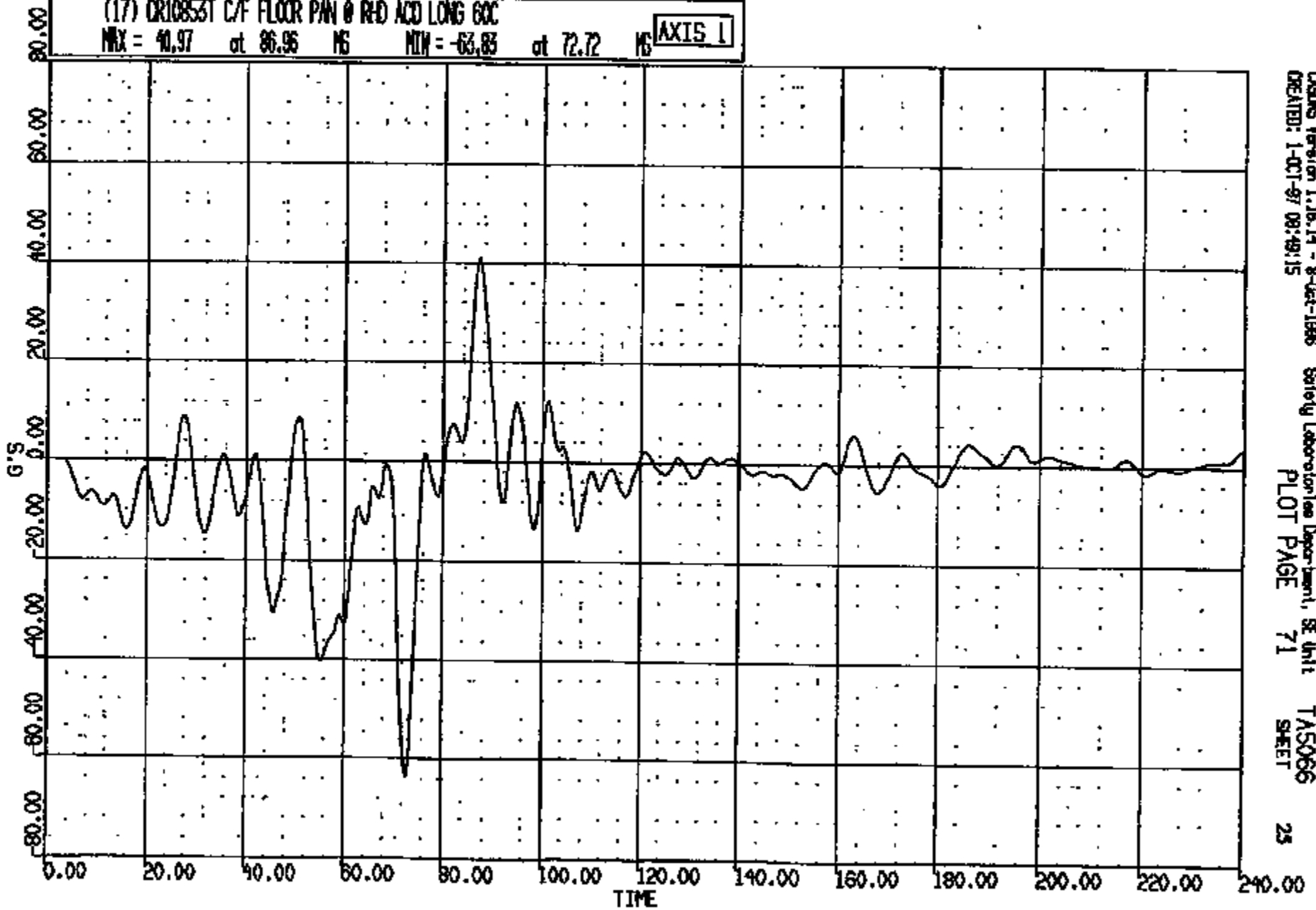
CRIMS Version 1.18.14 - 8-Oct-1986 Safety Laboratory Department, SE Unit
CREATED: 1-01-97 08:49:15 PLOT PAGE 70 SHEET 24

CRIS 0010853

CR #: 10855 TO: TAS066 DATE: 971001 07:51:39
100X DN-101 UNKNOWN

(17) CR10853T C/F FLOOR PAN @ RED ACID LONG 60C

MAX = 40.97 at 86.95 MS MIN = -63.83 at 72.72 MS AXIS 1



CADDS Version 1.16.14 - 8-Oct-1996
CREATED: 1-OCT-97 08:49:15

Safety Laboratories Department, St. Unit
PLOT PAGE 71

TAS066
SHEET

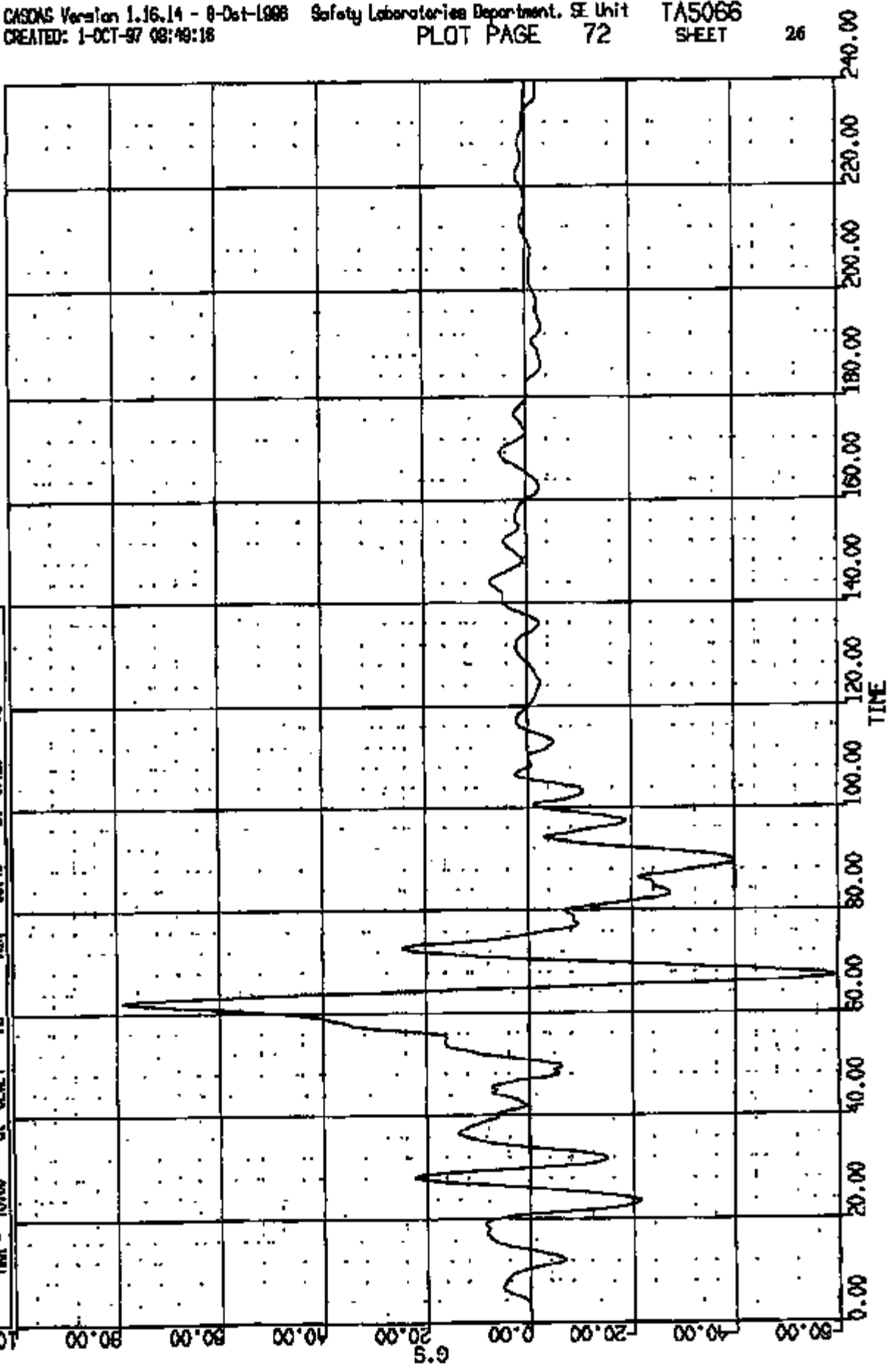
25

CRTS 0010853

LR R: 10853 TO: TA5086 DATE: 871001 07:51:58
189X DN-101 UNKNOWN

(18) CRUISEST C/F FLOOR PAN @ RAD JED VERT 60C
MAX = 78.60 at 62.21 MS MIN = -53.40 at 67.20 MS

AXIS 1

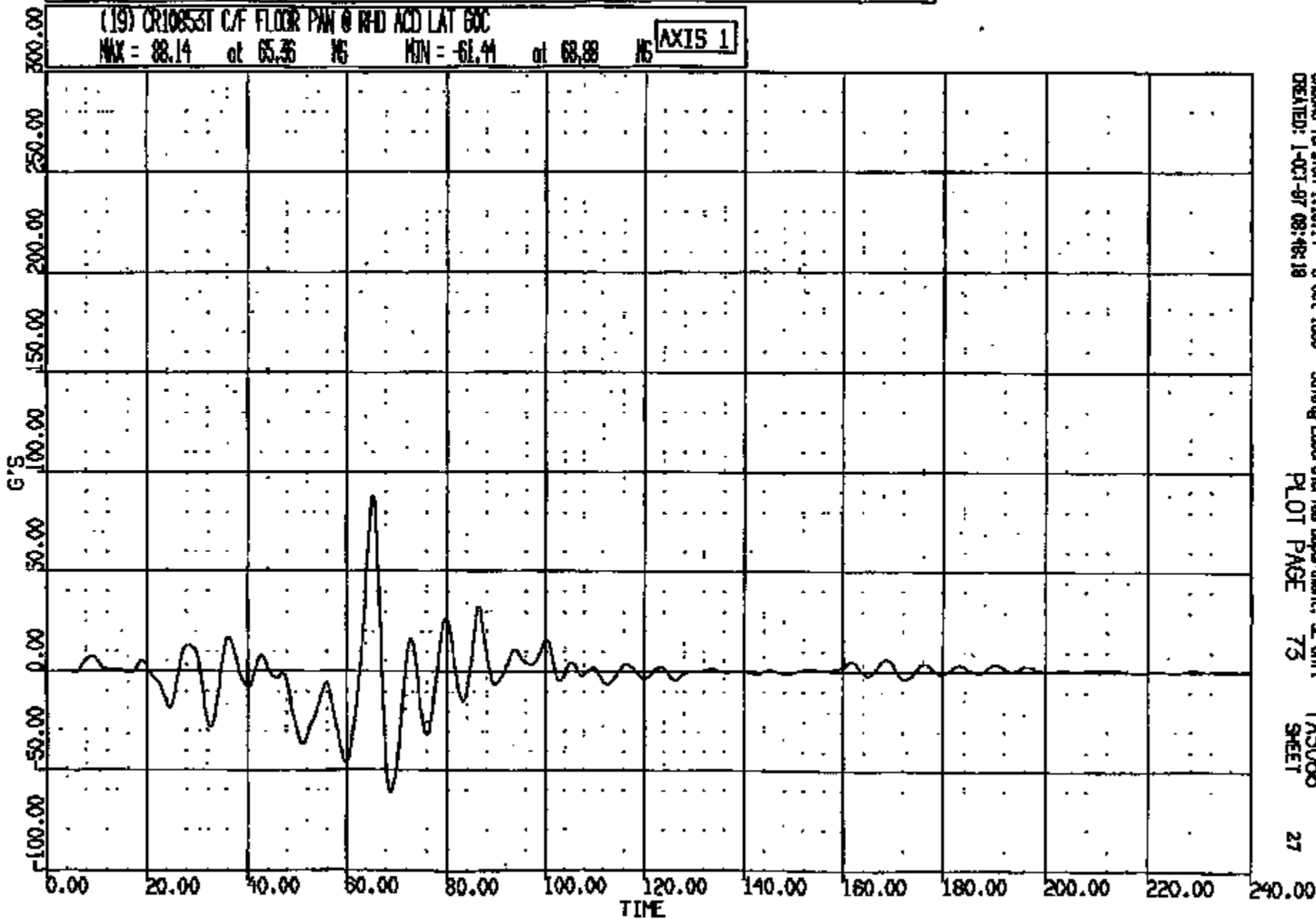


CR R: 10853 TO: TA5066 DATE: 071001 07:51:30
100X DN-101 UNKNOWN

(19) CR10853T C/F FLOOR PAN @ RHD ACD LAT 60C

MAX = 88.14 at 65.36 MS MIN = -61.41 at 68.88 MS

AXIS 1



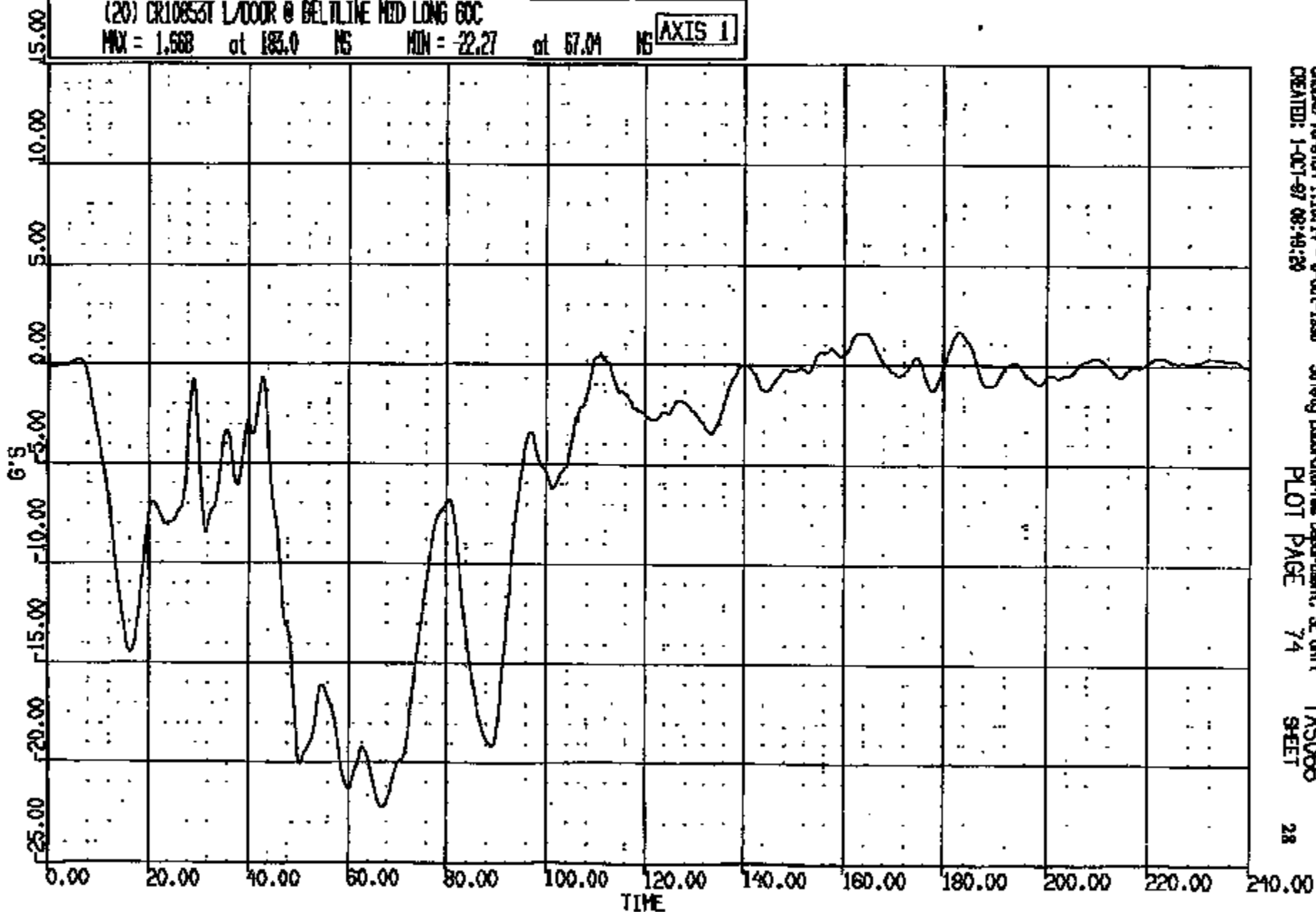
CRIS 0010853

LN R: 10853 TO: T45066 DATE: 971001 07:51:39
199X DN-101 UNKNOWN

(20) CR10853T L/DOOR @ BELTLINE MID LONG 60C

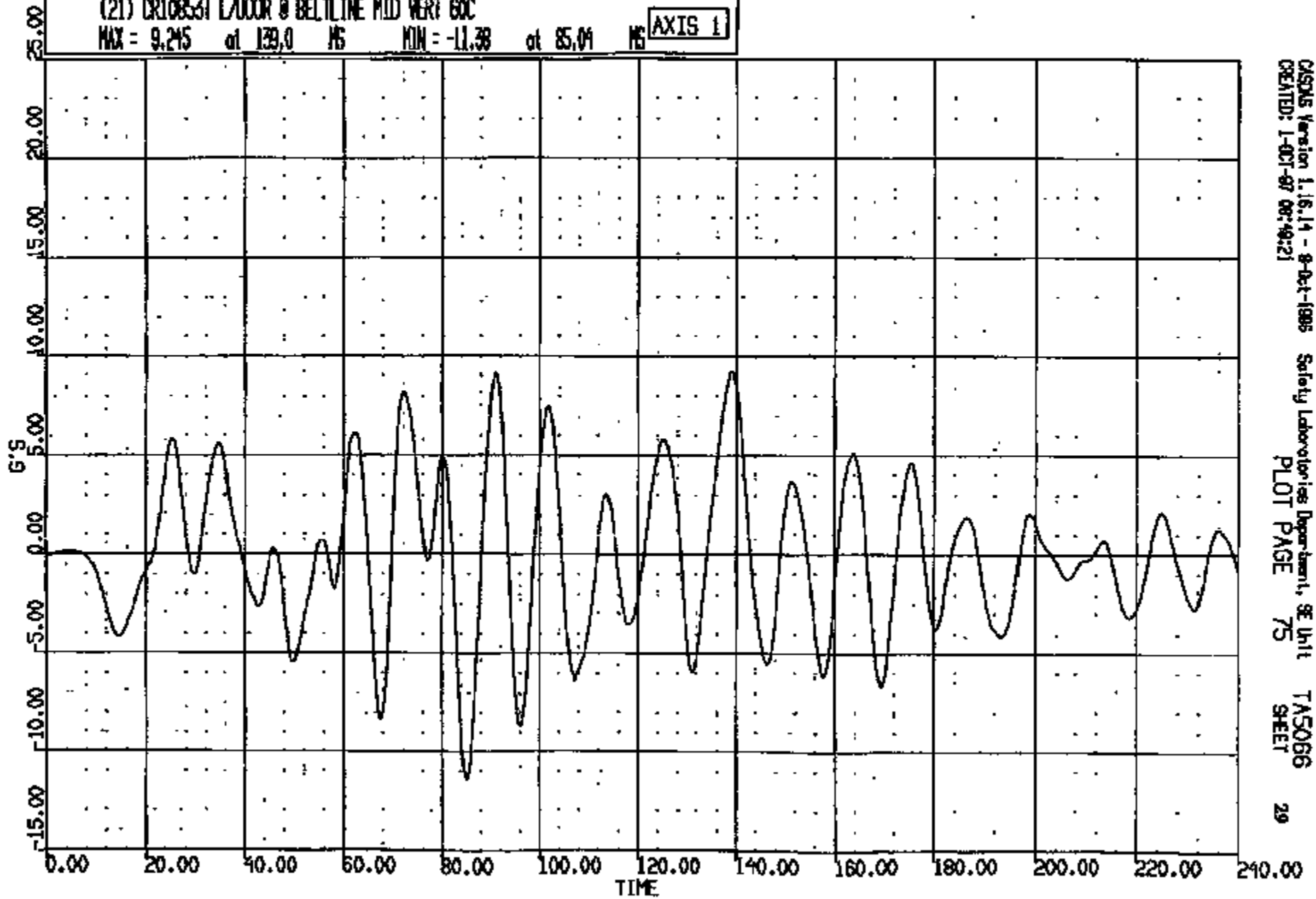
MAX = 1.668 at 183.0 NS MIN = -22.27 at 67.04 NS

AXIS 1



CR R: 10853 TO: TAS066 DATE: 871001 07:51:58
189X DN-101 UNKNOWN

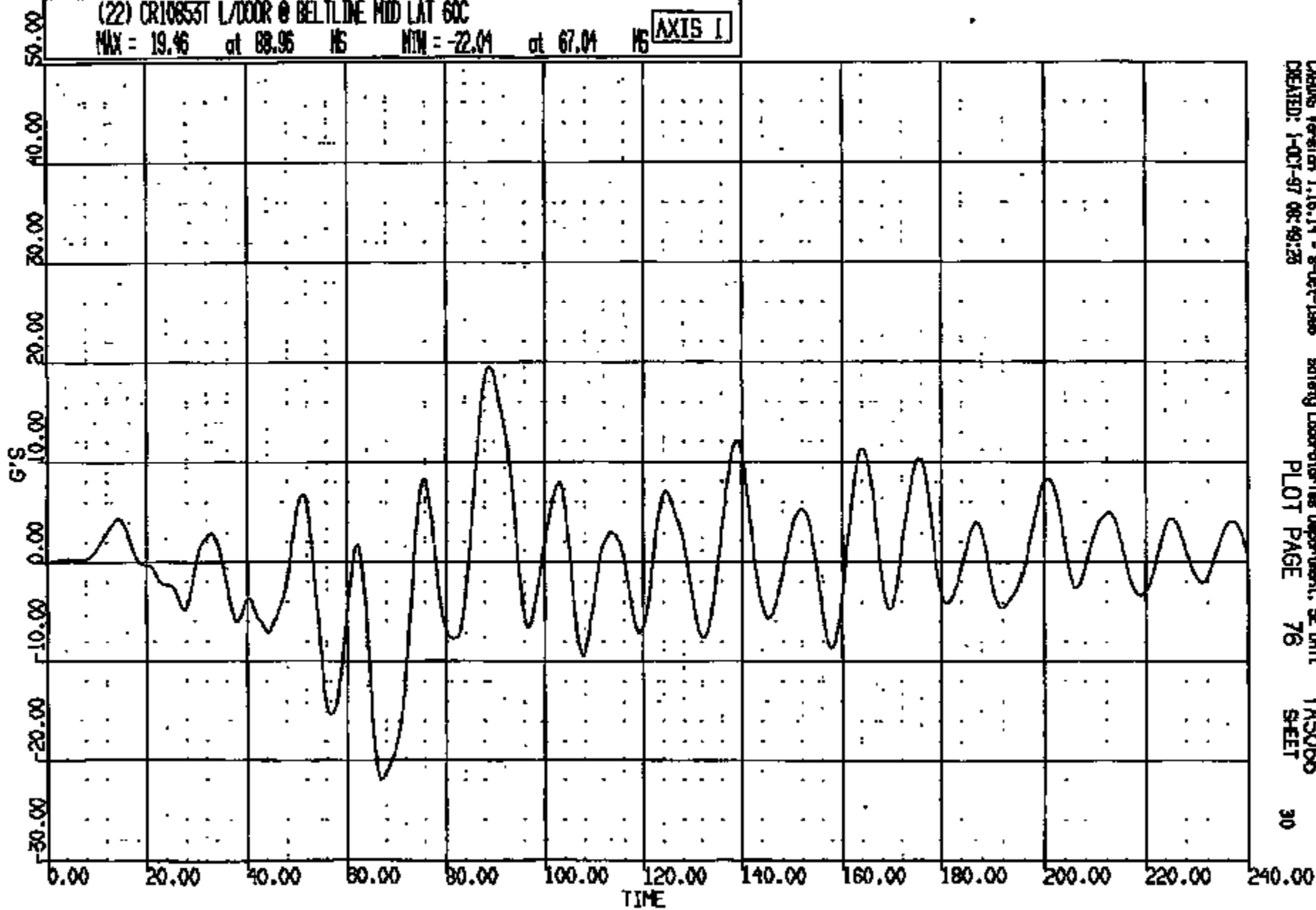
(21) CR10853T L/OOR @ BELTLINE MID WERY 60C
MAX = 9.245 at 139.0 MS MIN = -11.38 at 85.04 MS **AXIS 1**



CRTS 0010853

CR R: 10853 TO: T45066 DATE: 071001 07:51:39
199X DN-101 UNKNOWN

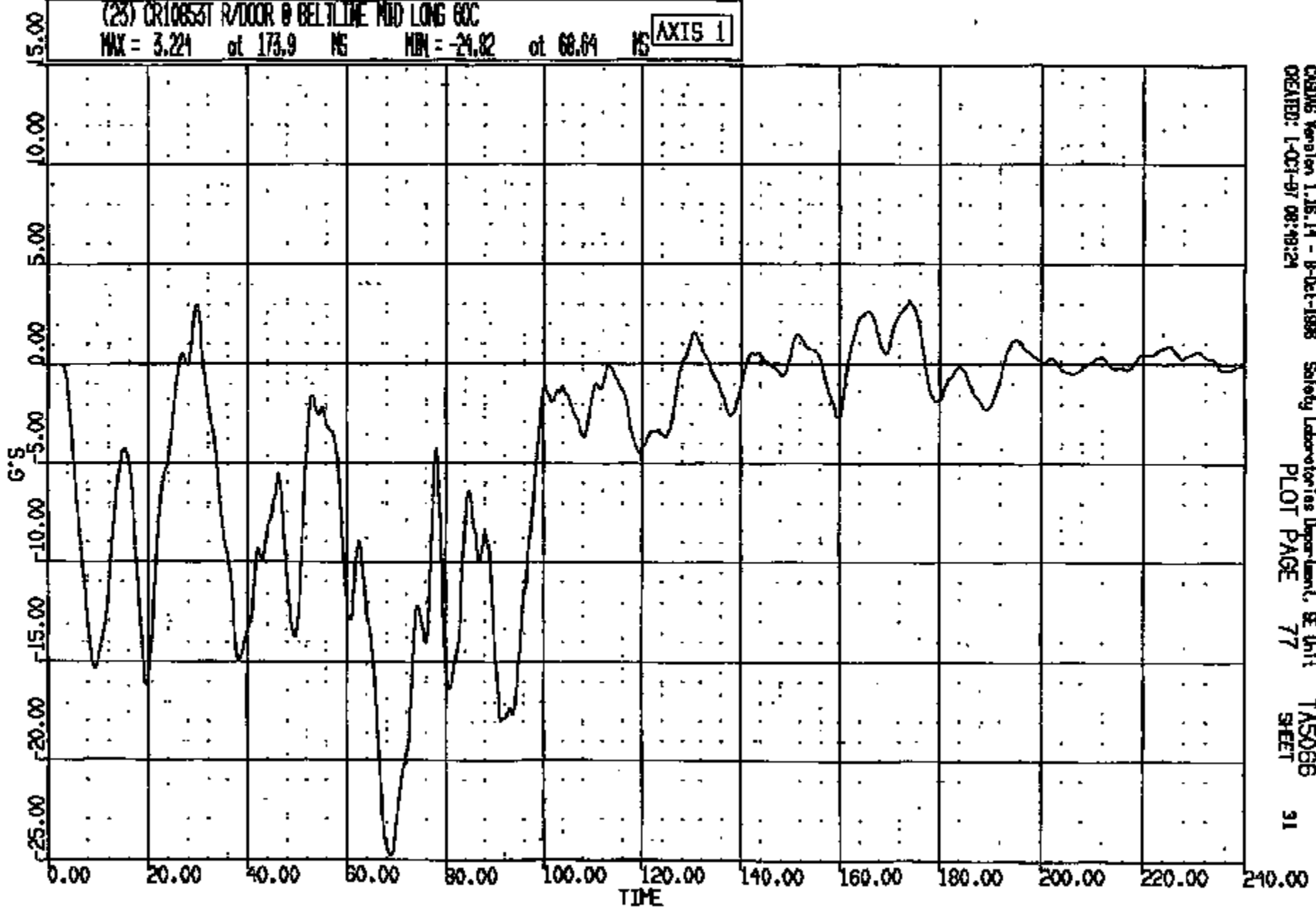
(22) CR10853T L/DOOR @ BELTLINE MID LAT 60C
MAX = 19.46 at 88.95 NS MIN = -22.04 at 67.04 NS **AXIS 1**



CRTS 0010853

CR R: 10853 TO: T45066 DATE: 871001 07:51:30
108X DN-101 UNKNOWN

(23) CR10853T R/DOOR @ BELTLINE MID LONG GOC
MAX = 3.224 at 173.9 MS MIN = -24.82 at 68.64 MS AXIS 1

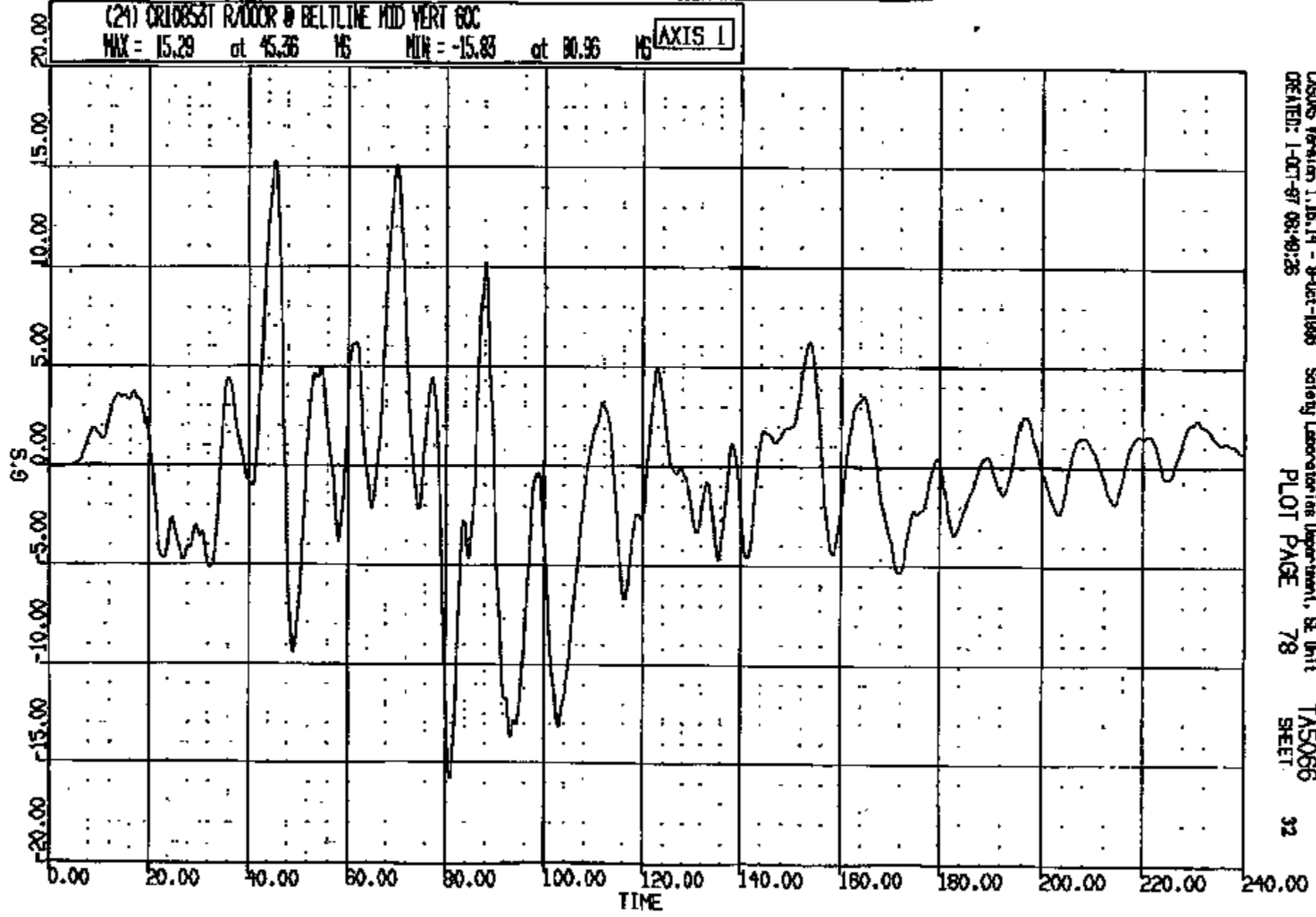


CASMG Version 1.16.14 - 8-Oct-1988 Safety Laboratories Department, E Unit T45066
CREATED: 1-Oct-97 08:48:24 PLOT PAGE 77 SHEET 31

CRTS 0010853

CR: 10853 TO: TAS066 DATE: 871001 07:51:39
199X DN-101 UNKNOWN

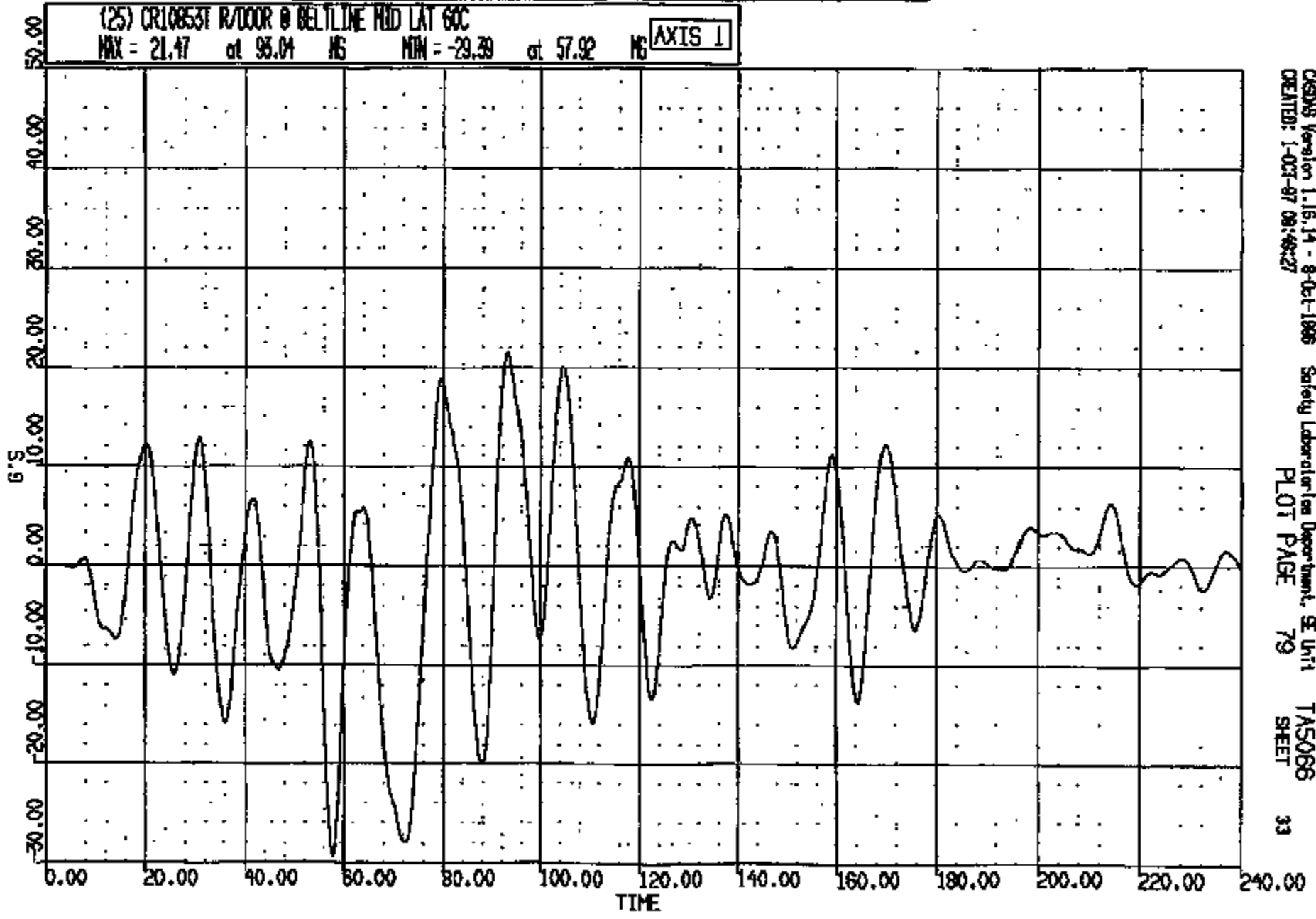
(21) CRIBSOT R/DOOR @ BELTLINE MID VERT 60C
MAX = 15.29 at 45.36 MS MIN = -15.83 at 80.96 MS AXIS 1



CRTS 0010853

CR R: 1055 TO: TAS066 DATE: 871001 07:51:39
189X DN-101 UNKNOWN

(25) CR10853T R/DOOR @ BELTLINE MID LAT 60C
MAX = 21.47 at 95.04 MS MIN = -29.39 at 57.92 MS **AXIS 1**

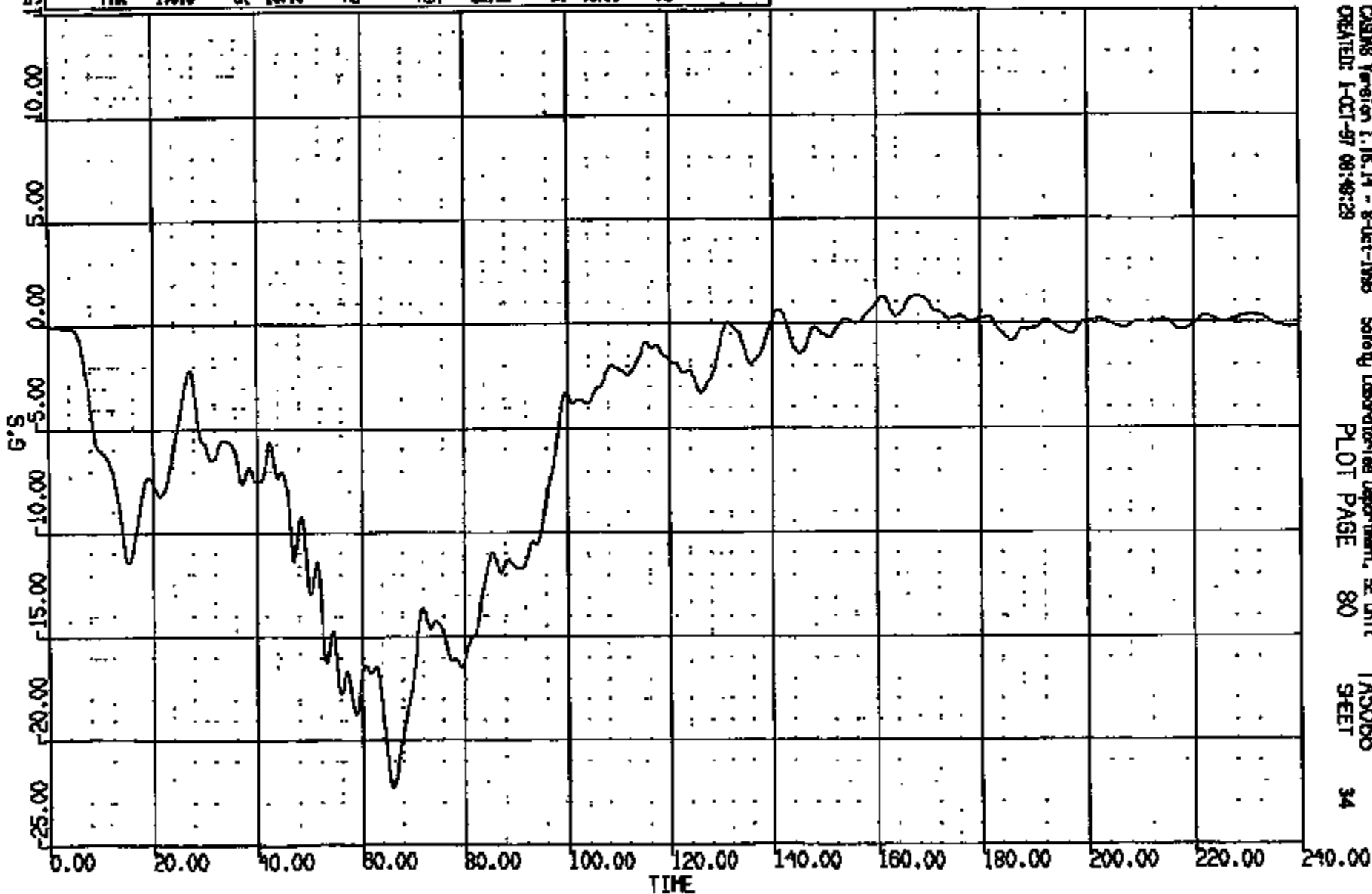


CHDS Version 1.16.14 - 8-Oct-1986 Safety Laboratories Department, SE Unit TAS066
CREATED: 1-031-87 08:48:27 PLOT PAGE 79 SHEET 33

CRTS 0010853

CR R: 10853 TO: TAS068 DATE: 971001 07:51:39
199X DN-101 UNKNOWN

(26) CR10053T L/B-PLR INSIDE @ ROR LONG 60C
MAX = 1.303 at 167.8 MS MIN = -22.32 at 66.00 MS **AXIS 1**



CR10053T L/B-PLR INSIDE @ ROR LONG 60C
MAX = 1.303 at 167.8 MS MIN = -22.32 at 66.00 MS

CREATED: 1-OCT-97 08:49:29

Safety Laboratories Department, SE Unit
PLOT PAGE 80

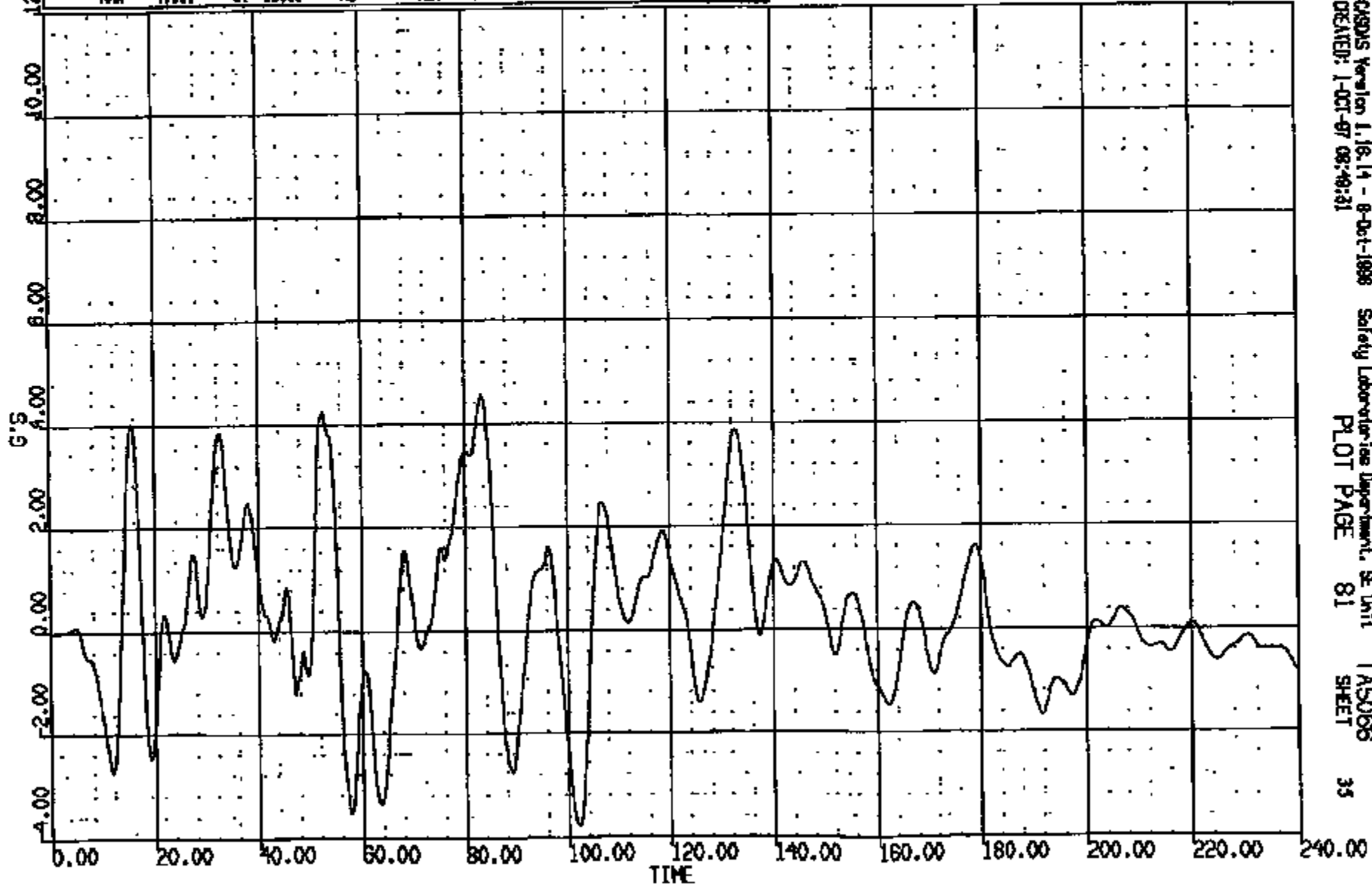
TAS068
SHEET

34

CR10053T

CR R: 10853 TO: TA5066 DATE: 971001 07:51:30
100X DN-101 UNKNOWN

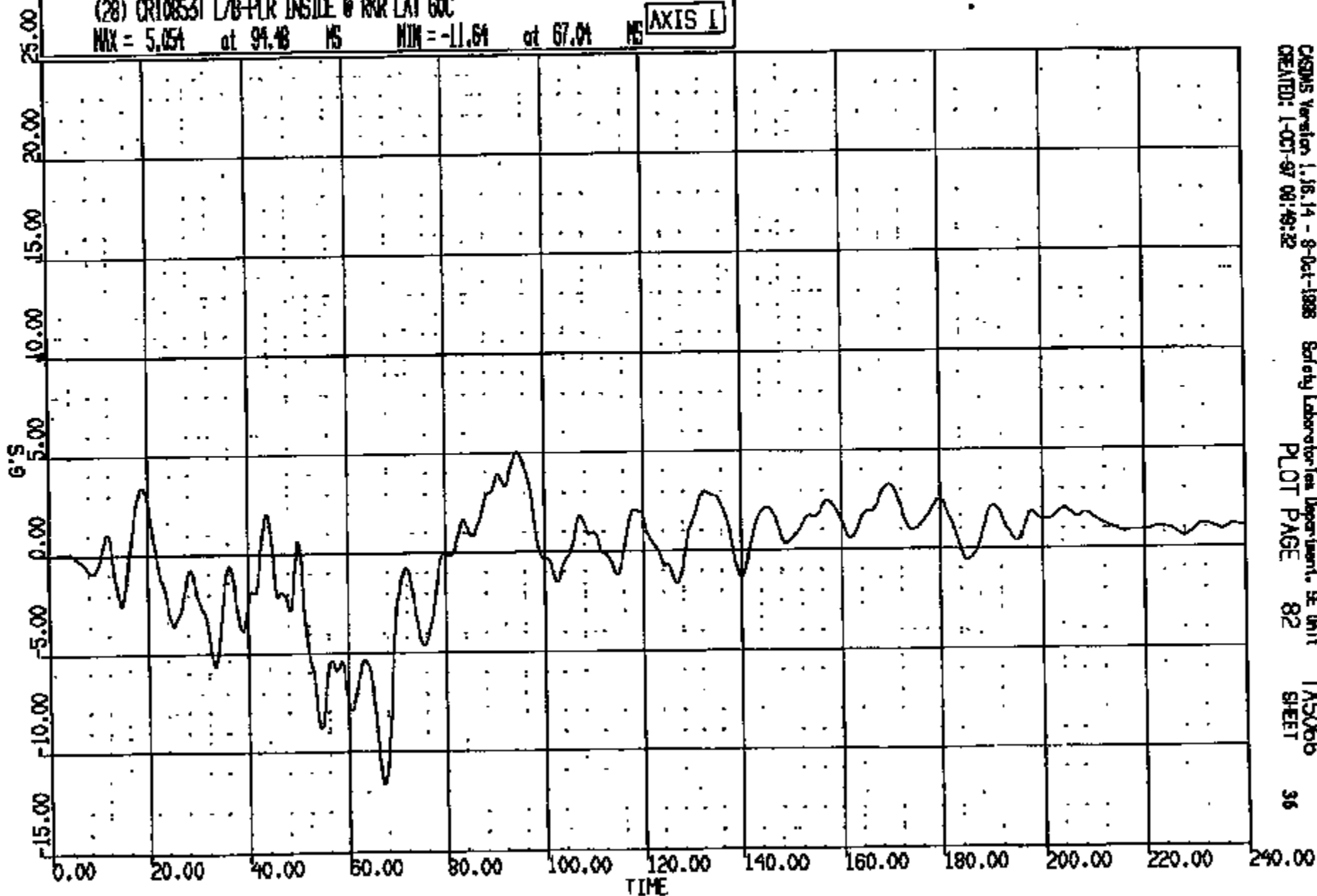
(27) CR10853T L/B-PLR INSIDE @ R/R VERT 60C
MAX = 4.581 at 83.36 MS MIN = -3.796 at 102.2 MS **AXIS 1**



CRIS 0010853

CR R: 10853 TO: TAB066 DATE: 871001 07:51:59
189X DN-101 UNKNOWN

(28) CR10853T L/B-PLR INSIDE @ ROR LAT 60C
MAX = 5.054 at 94.48 MS MIN = -11.64 at 67.04 MS AXIS 1

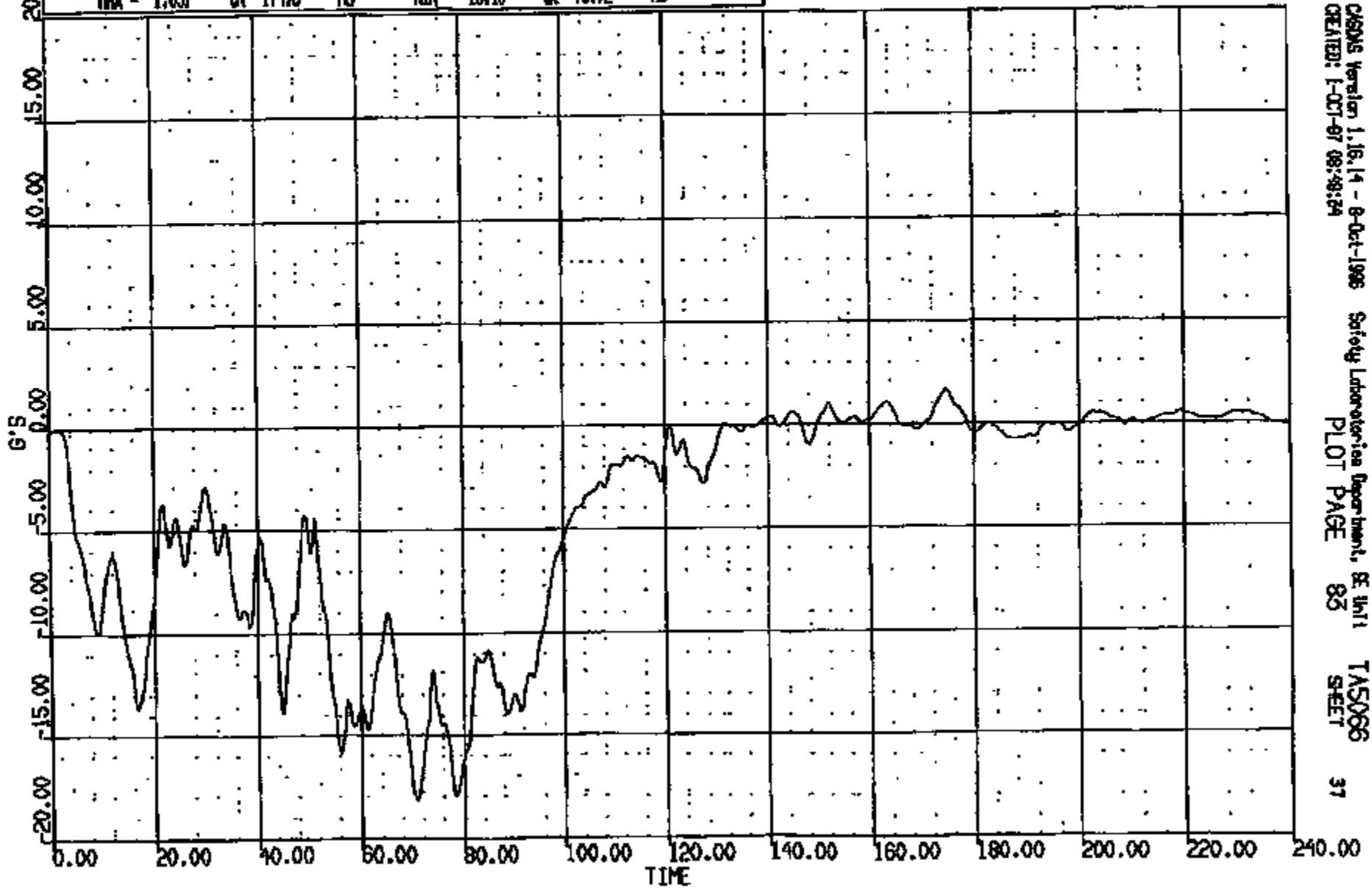


CRTS 0010853

CASIMS Version 1.16.14 - 8-Oct-1988 Safety Laboratories Department, EE Unit
CREATED: 1-OCT-87 09:49:32 PLOT PAGE 82 T1A5066
SHEET 36

07 7: 10853 TO: TAS066 DATE: 871001 07:51:59
100X DN1101 UNKNOWN

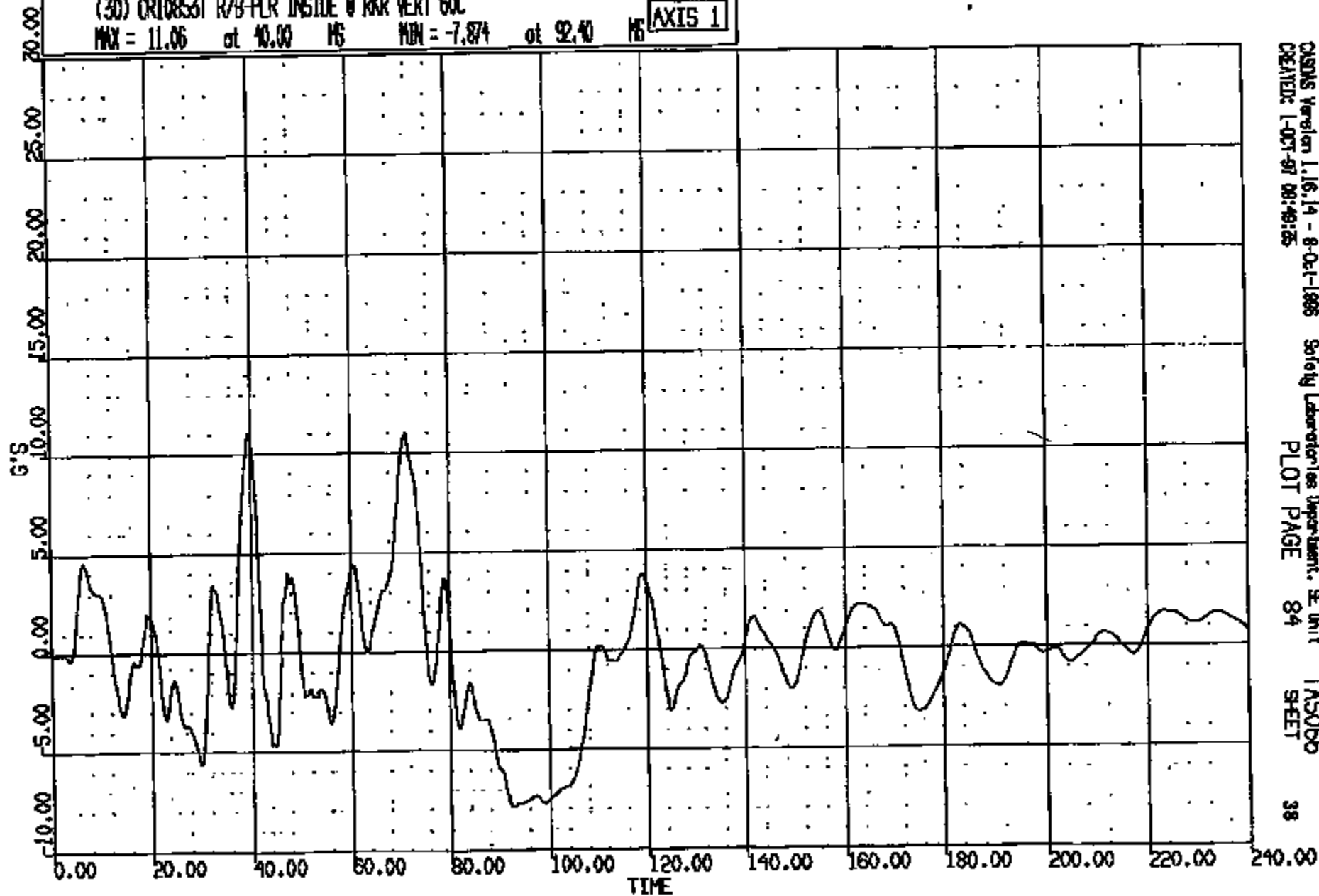
(29) CR108531 R/O-PLR INSIDE @ NRX LONG GOC
MAX = 1.637 at 174.8 MS MIN = -18.18 at 70.72 MS AXIS 1



CR10853

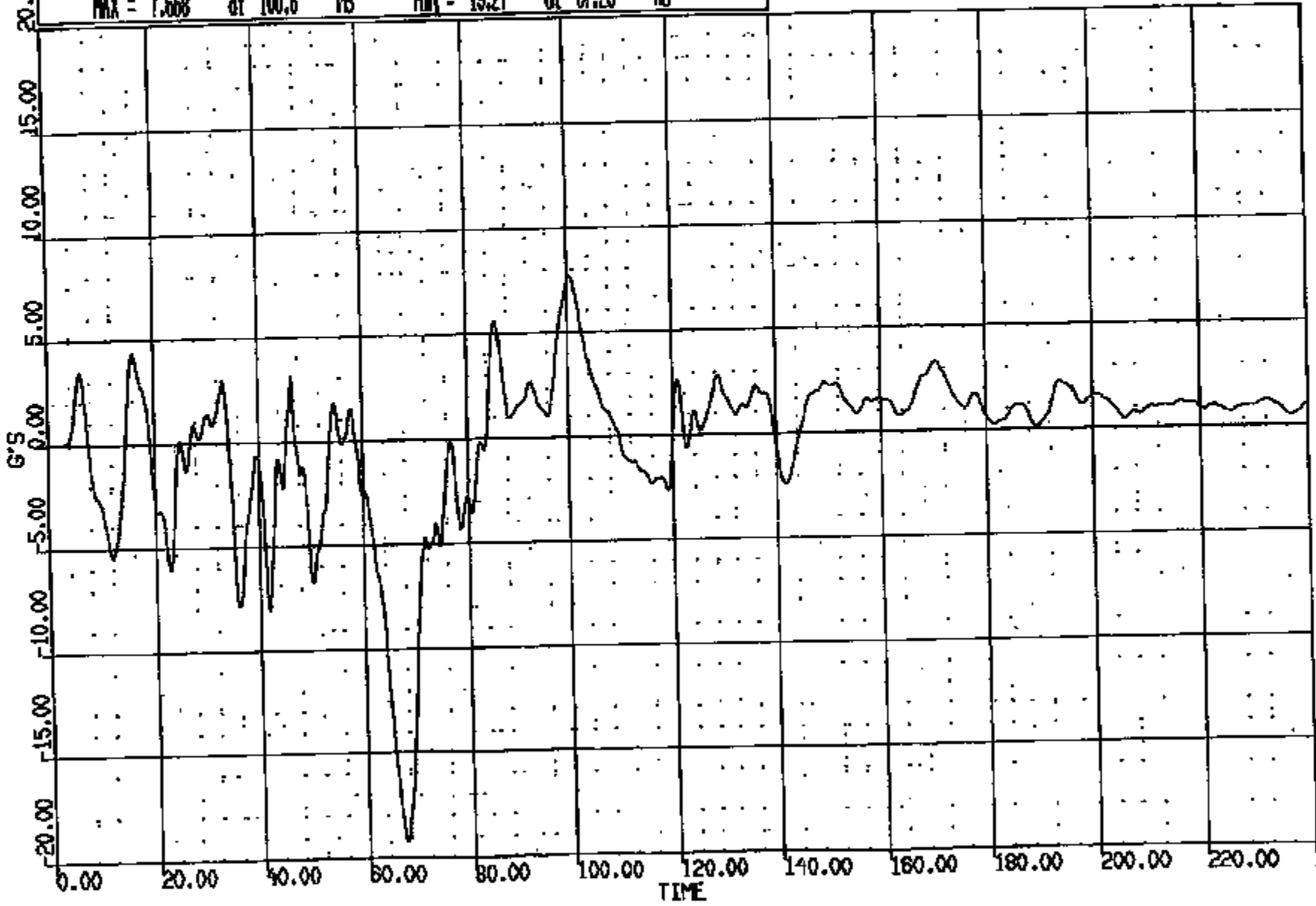
CR R: 10853 TO: T45088 DATE: 871001 07:51:29
100X DN-101 UNKNOWN

(30) CR108531 R/B-FLR INSIDE @ RKR VERT 60C
MAX = 11.06 at 40.00 MS MIN = -7.874 at 92.40 MS **AXIS 1**



CR R: 10853 TO: T5066 DATE: 071001 07:51:39
100X DN-101 UNKNOWN

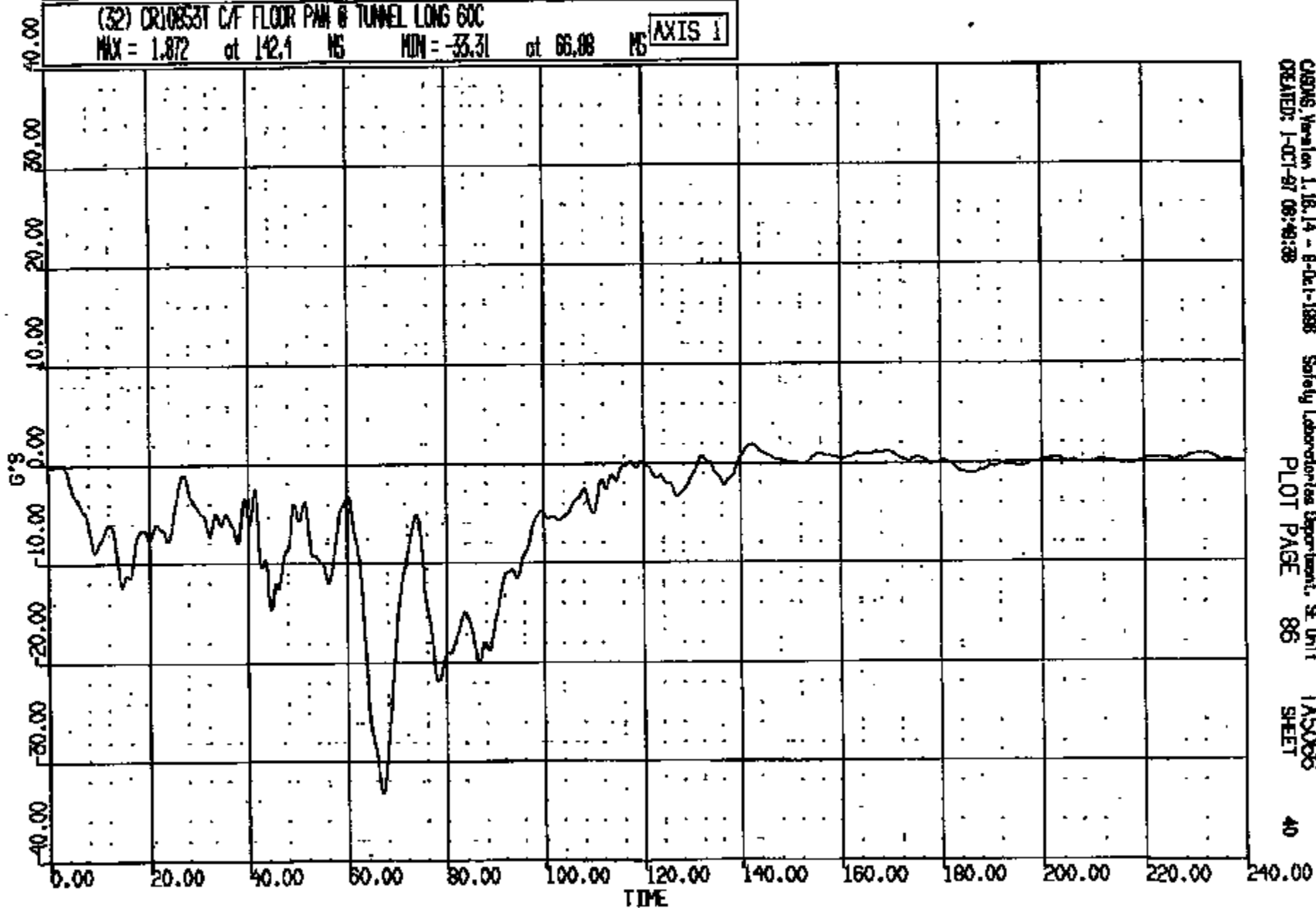
(31) CR10853T R/B-PLR INSIDE @ RCR LAT 60C
MAX = 7.668 at 100.6 MS MIN = -19.27 at 67.28 MS **AXIS 1**



CR10853

UN 10853 TO: TAS086 DATE: 871001 07:51:59
188X DN-101 UNKNOWN

(32) CR10853T C/F FLOOR PAN @ TUNNEL LONG 60C
MAX = 1.872 at 142.1 MS MIN = -33.31 at 66.88 MS AXIS 1



CARDG: Version 1.18.14 - 8-Dec-1988
CREATED: 1-OCT-97 09:49:38

Safety Laboratories Department, SE Unit
PLOT PAGE 86

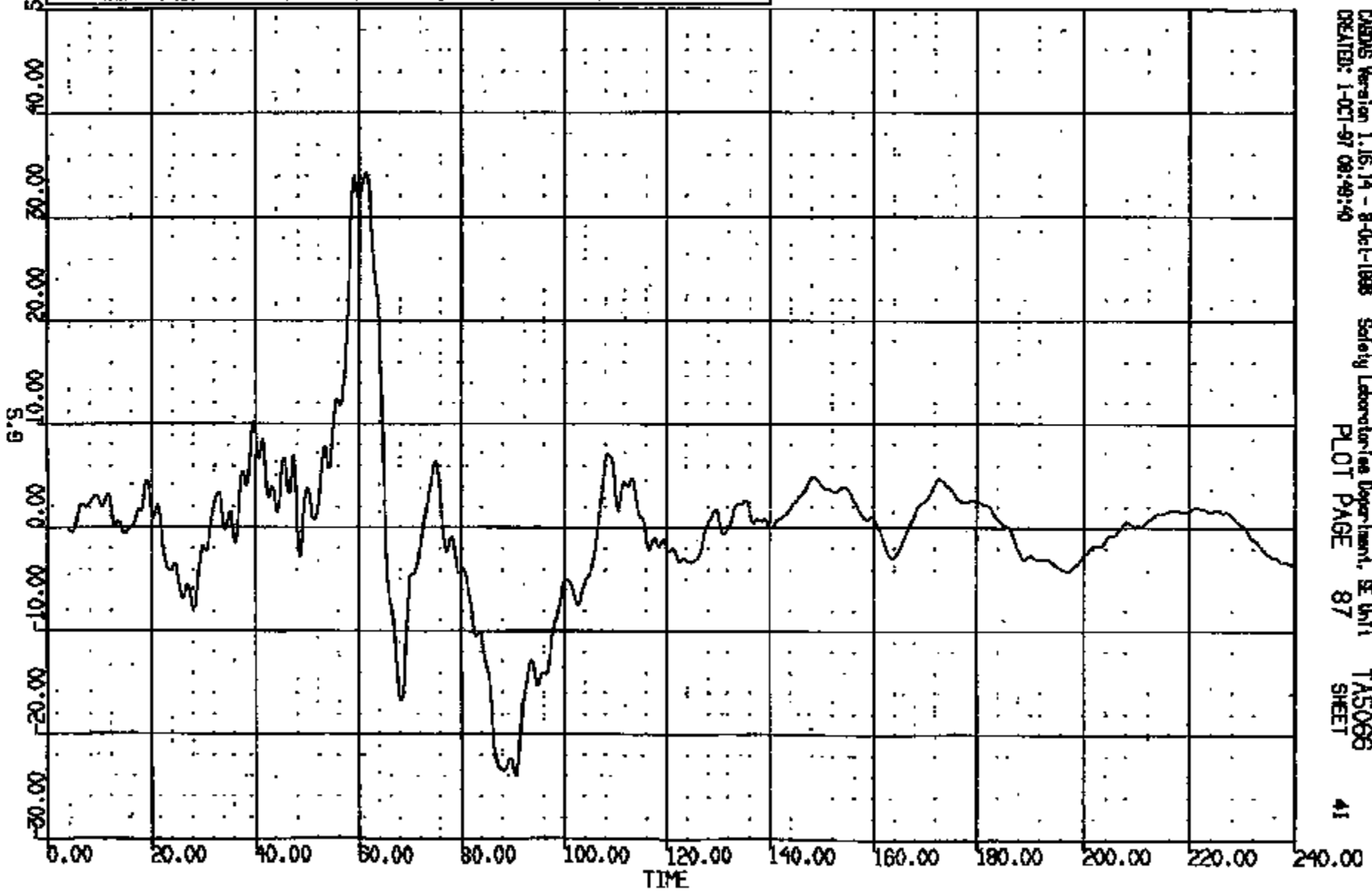
TAS086
SHEET

40

CRTS 0010853

CR #: 10853 TO: TAS066 DATE: 871001 07:51:58
199X DN-101 UNKNOWN

(33) CR10853T C/F FLOOR PAN @ TUNNEL VERT 60C
MAX = 34.25 at 61.41 NS MIN = -24.08 at 90.48 NS **AXIS 1**



CARDAS Version 1.16.14 - 8-Oct-1988 Safety Laboratories Department, SE Unit
CREATED: 1-OCT-87 08:49:40
PLOT PAGE 87
TAS066
SHEET 41

CRTS 0010853

CR R: 10855 TO: T45066 DATE: 971001 07:51:39
189X DN-101 UNKNOWN

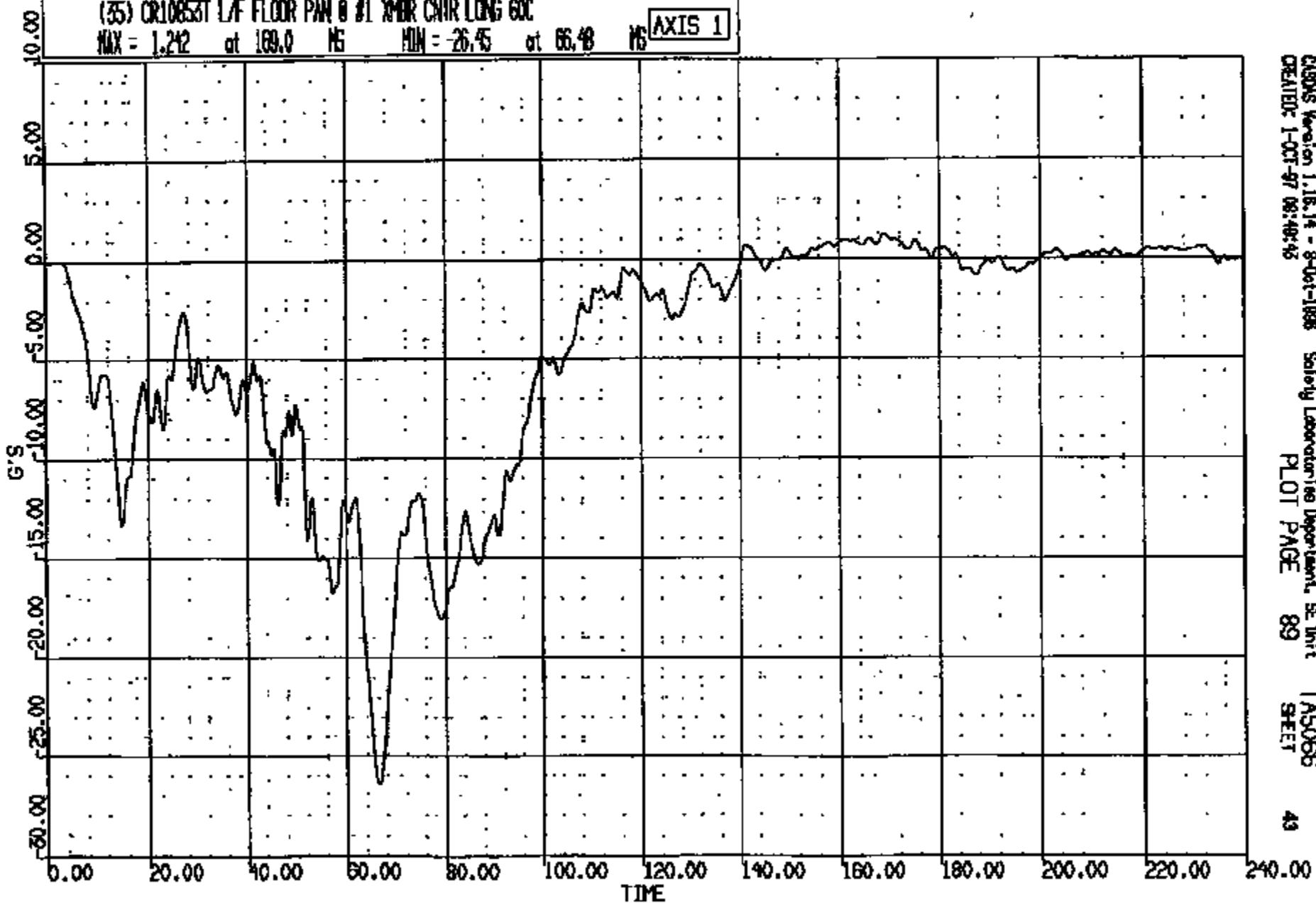
(34) CR10853T C/F FLOOR PIN @ TUNNEL LAT 60C
MAX = 5.585 at 100.3 MS MIN = -20.24 at 65.28 MS **AXIS I**



CR10853

CR N: 10853 TO: TAS066 DATE: 971001 07:51:39
189X DN-101 UNKNOWN

(35) CR10853T L/F FLOOR PAN @ #1 XMR CNTR LONG 60C
MAX = 1.242 at 189.0 MS MIN = -26.45 at 66.48 MS **AXIS 1**



CRTS 0010853

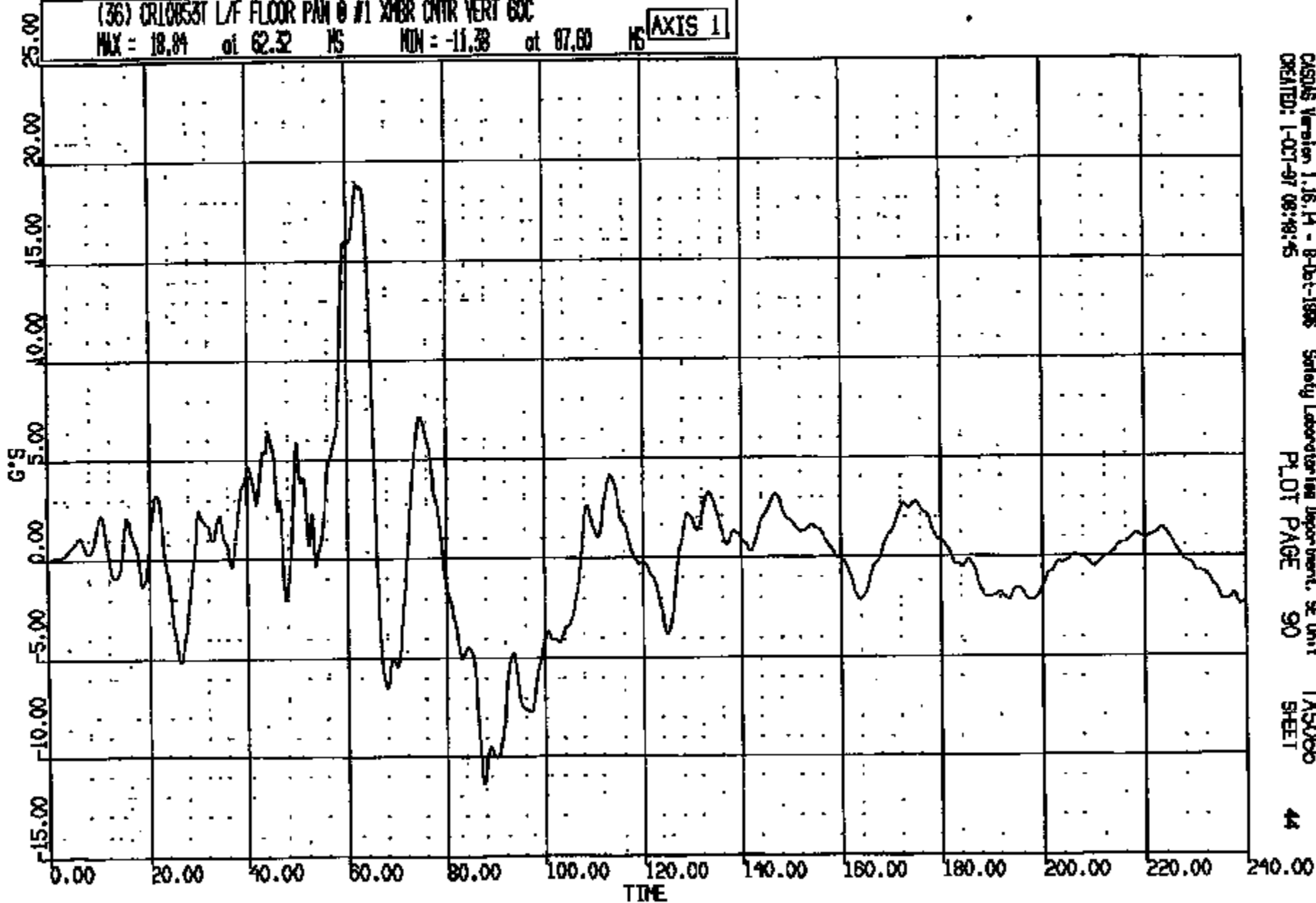
CASDS Version 1.16.14 - 9-Oct-1998 Safety Laboratories Department, SE Unit TAS066
CREATED: 1-OCT-97 08:48:45 PLOT PAGE 89 SHEET 49

CR R: 10853 TO: T45066 DATE: 871001 07:51:56
189X DN-101 UNKNOWN

(36) CR10853T L/F FLOOR PAN @ #1 XMR CNTR VERT GOC

MAX = 18.84 at 62.32 MS MIN = -11.38 at 87.60 MS

AXIS 1



CASUS Version 1.16.14 - 8-Oct-1988
CREATED: 1-OCT-97 09:48:45

Safety Laboratory Department, SE Unit
PLOT PAGE 90

T45066
SHEET

44

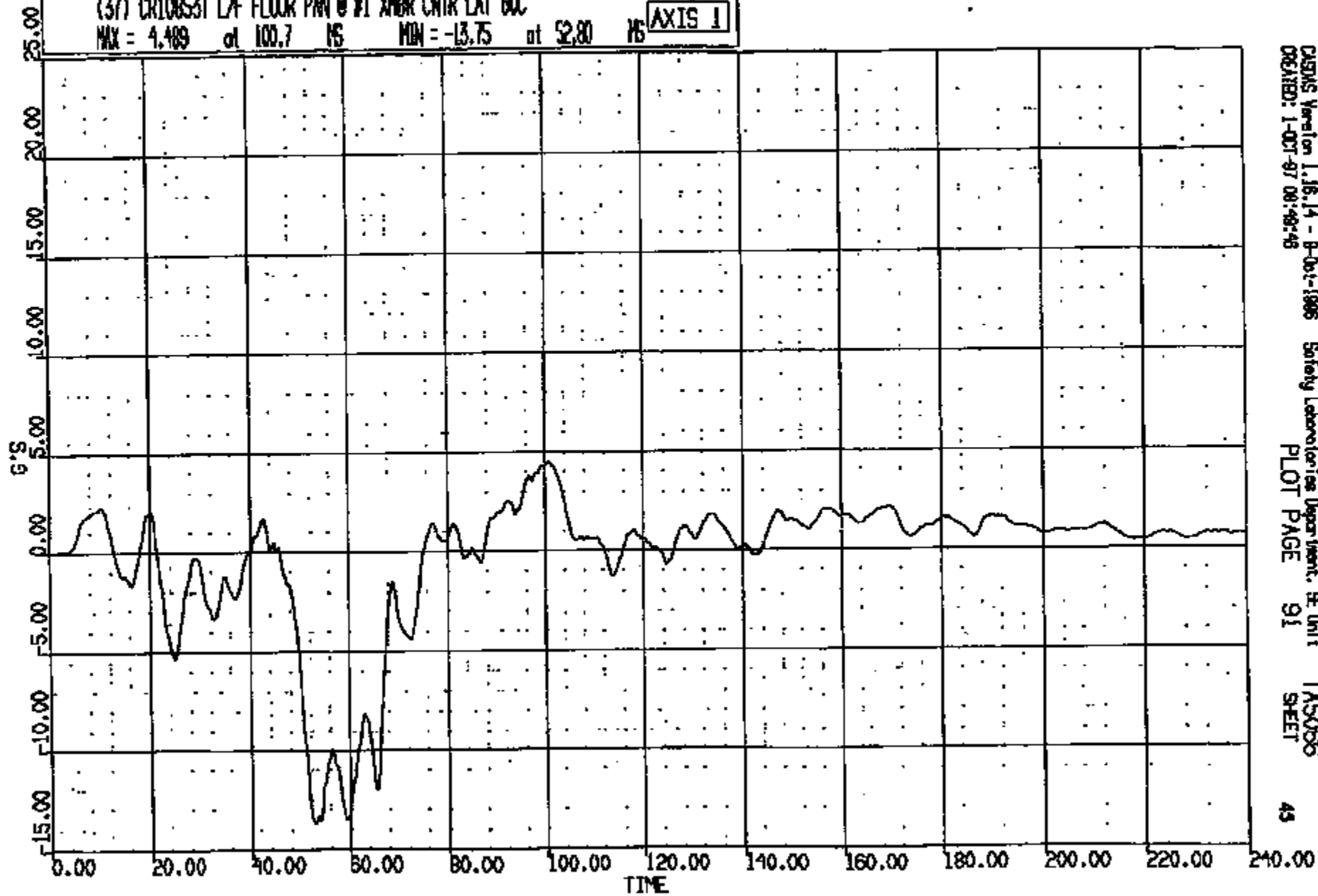
CRTS 0010853

CR: 10853 TO: TAS066 DATE: 971001 07:51:39
100X DN-101 UNKNOWN

(37) CR10853T L/F FLOOR PAN @ #1 XMR CNTR LAT 60C

MAX = 4.489 at 100.7 NS MIN = -13.75 at 52.80 NS

AXIS 1



CRJMS Version 1.16.14 - B-001-1986
CREATED: 1-OCT-97 08:48:48

Safety Laboratories Department, EE Unit
PLOT PAGE 91

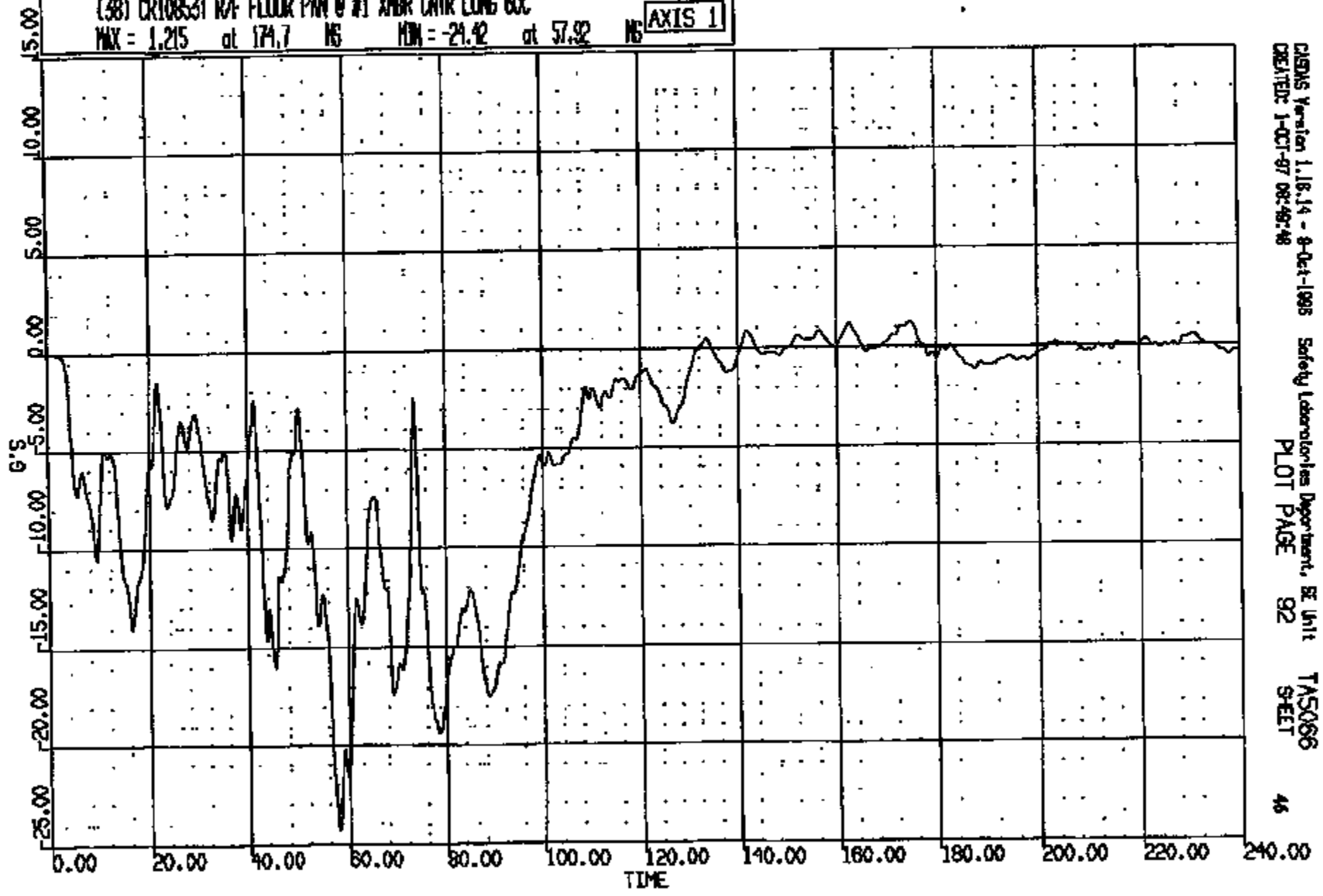
TAS066
SHEET

49

CRTS 0010853

CR R: 10853 TO: T45066 DATE: 971001 07:51:58
188X DN-101 UNKNOWN

(38) CR10853T R/F FLOOR PIN @ #1 XHR CNTR LONG 60C
MAX = 1.215 at 174.7 NS MIN = -21.42 at 57.92 NS **AXIS 1**

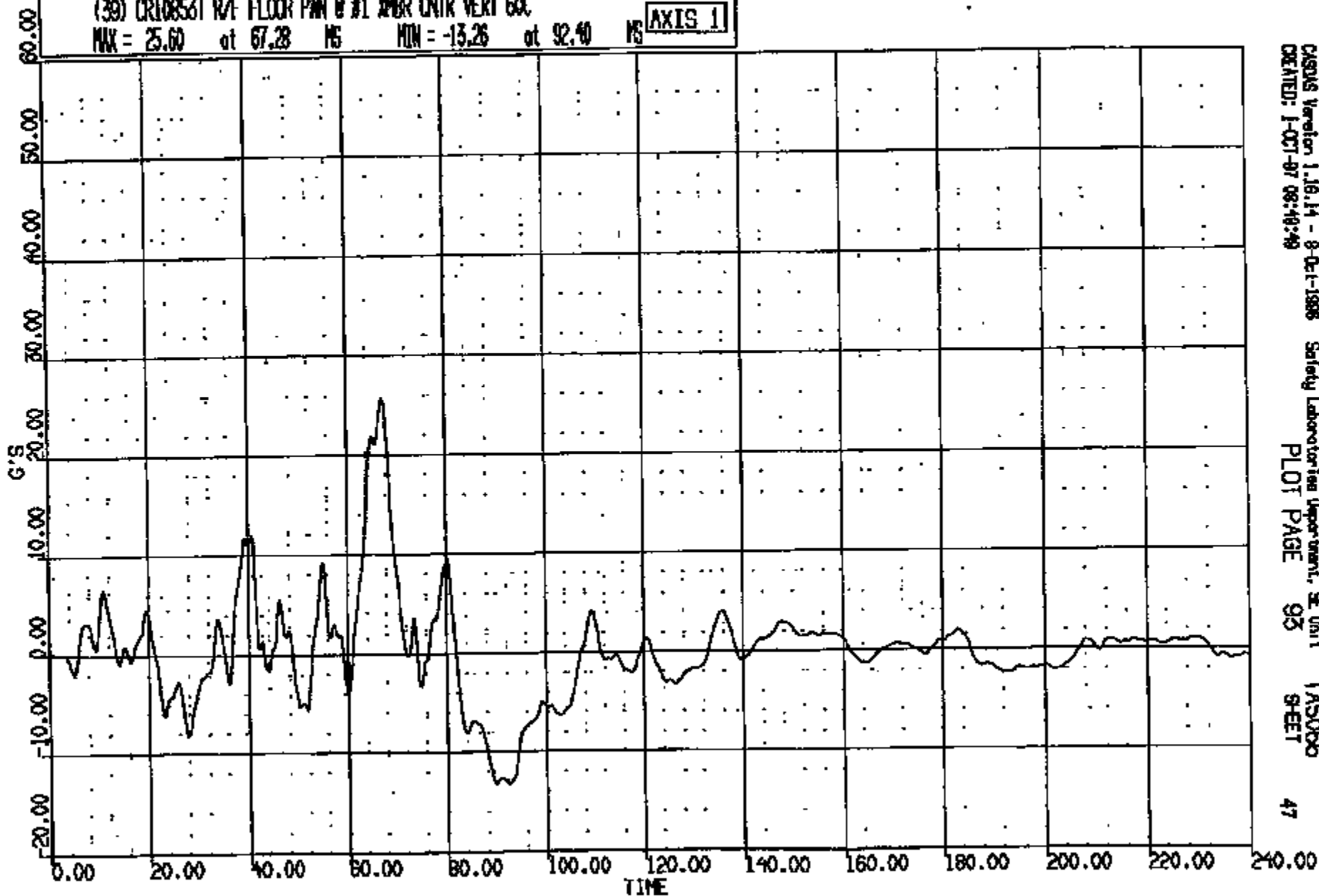


CLAVIS Version 1.18.14 - 8-Oct-1995 Safety Laboratories Department, BE Unit T45066
CREATED: 1-OCT-97 08:49:48 PLOT PAGE 92 SHEET 46

CRIS 0010853

CR R: 10853 TO: TAS066 DATE: 871001 07:51:59
199X DN-101 UNKNOWN

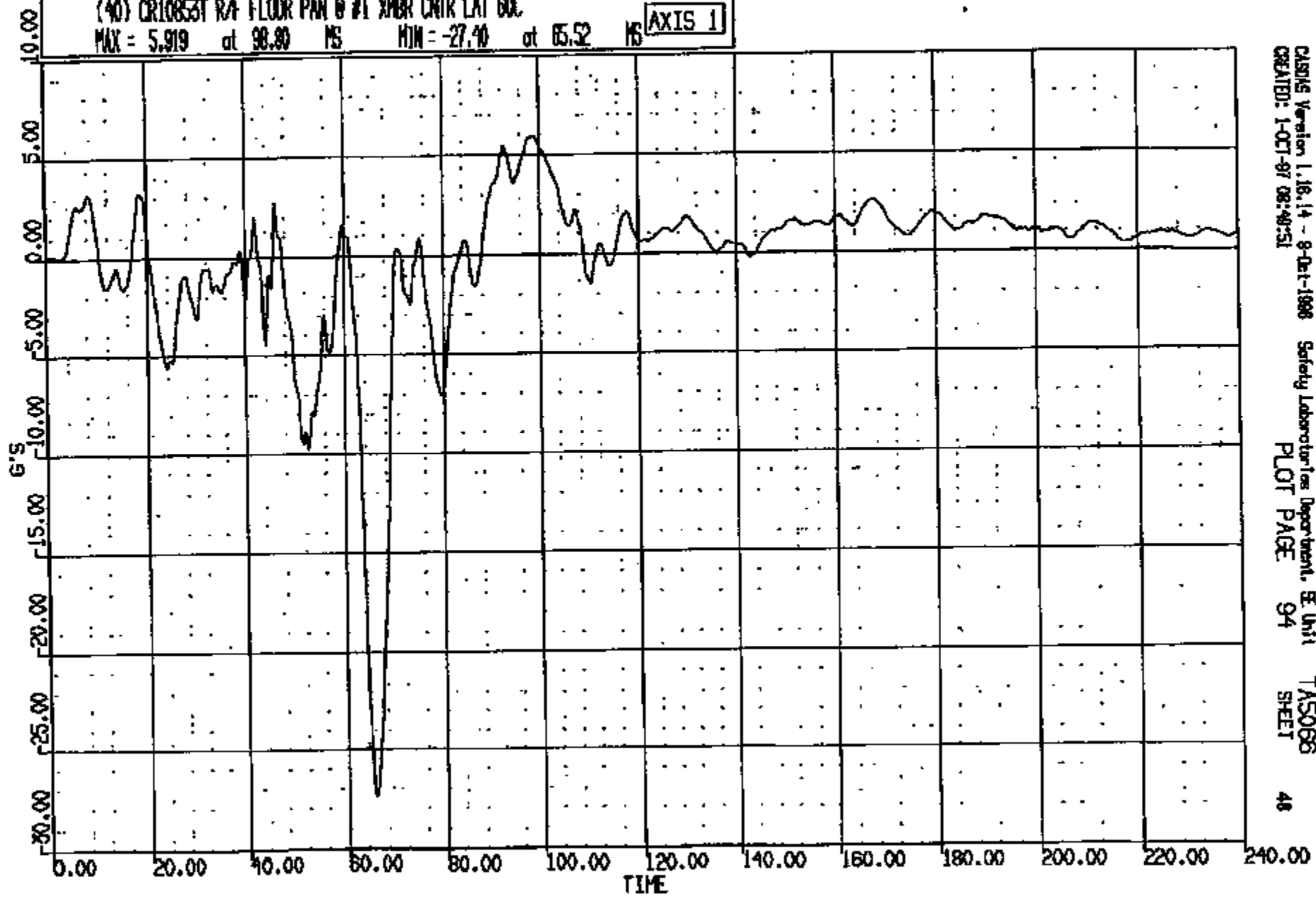
(39) CR108531 R/F FLOOR PAN @ #1 IMBR CNTR VERT 60C
MAX = 25.60 at 67.28 MS MIN = -13.26 at 92.40 MS **AXIS 1**



CRTS 0010853

CR R: 10853 TO: TAS086 DATE: 971001 07:51:59
189X DN-101 UNKNOWN

(40) CR10853T R/F FLOOR PAN @ #1 XMR CNTR LAT 60C
MAX = 5.919 at 98.80 MS MIN = -27.40 at 65.52 MS **AXIS 1**

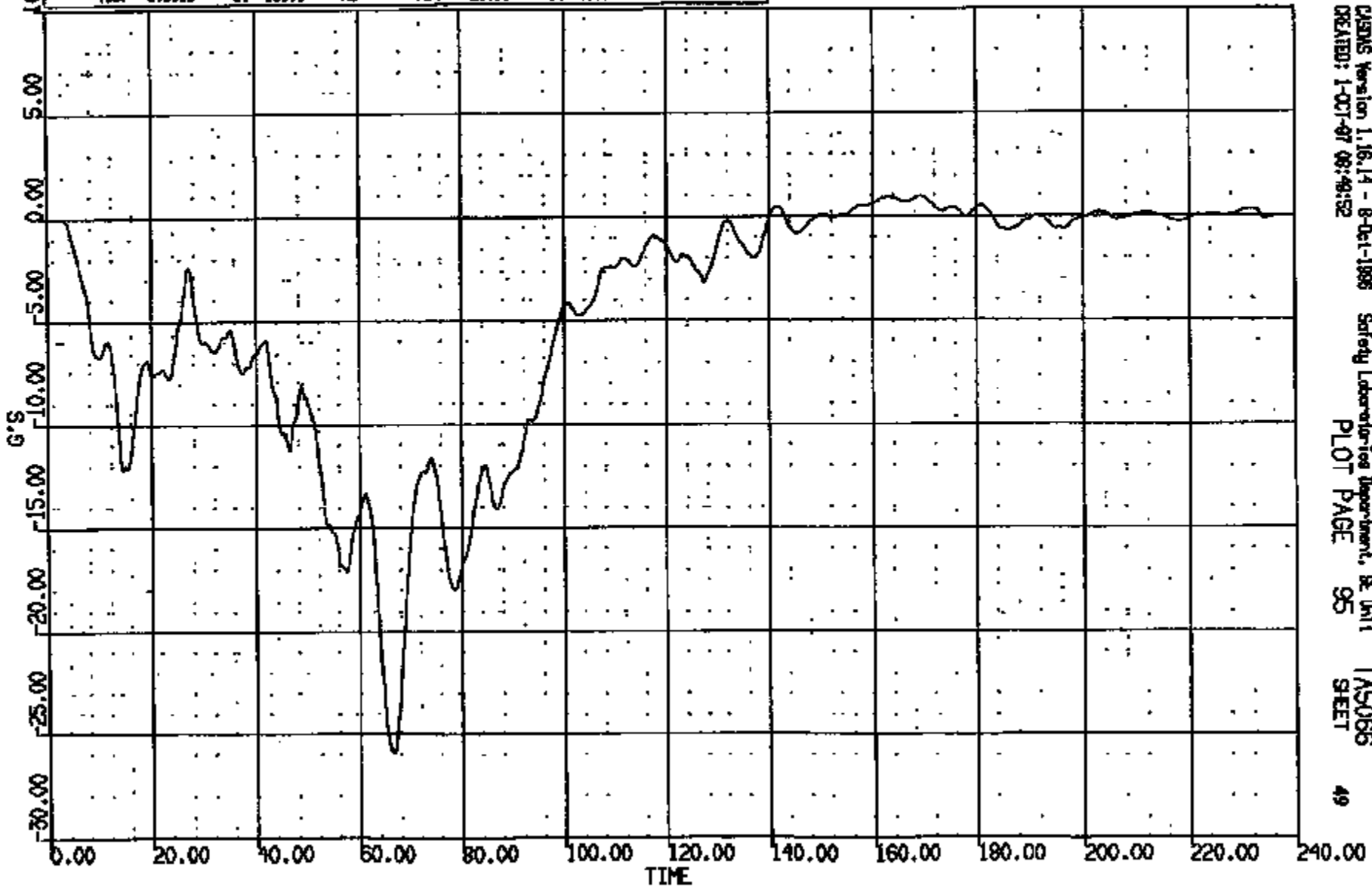


CASINS Version 1.16.14 - 8-Oct-1998 Safety Laboratories Department, E Unit TAS086
CREATED: 1-OCT-97 08:40:51 PLOT PAGE 94 SHEET 48

CRTS 0010853

OR R: 10853 TO: TAS066 DATE: 871001 07:51:39
100X DN-101 UNKNOWN

(41) CR10853T L/M FLOOR PAN @ J2 XBR CNTR LONG 60C
MAX = 0.9538 at 169.0 MS MIN = -25.93 at 66.56 MS **AXIS 1**

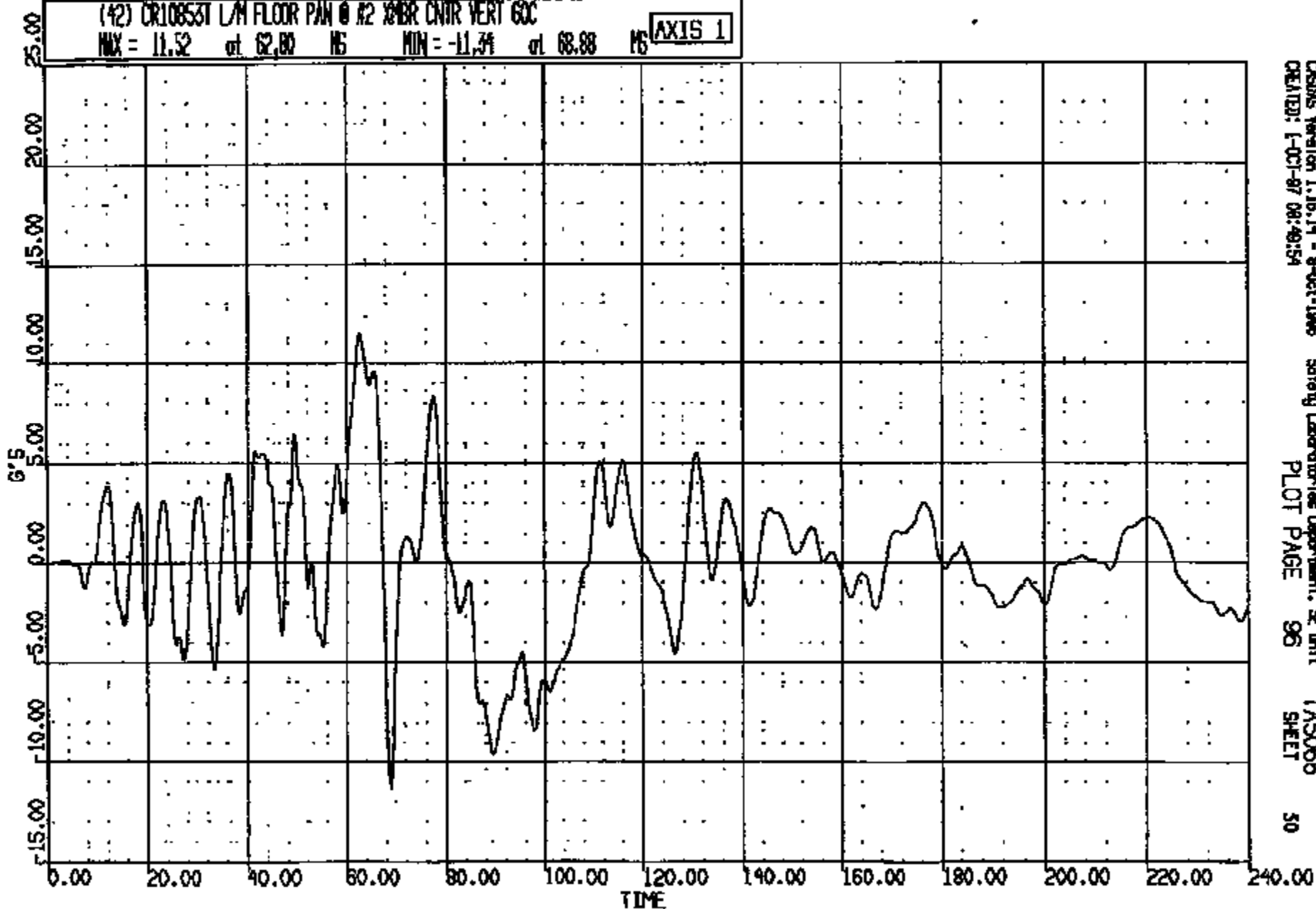


CRSMS Version 1.16.14 - 8-Oct-1988 Safety Laboratories Department, BE Unit 1
CREATED: 1-OCT-87 08:49:52 PLOT PAGE 95 TAS066 SHEET 49

CR10853

CR R: 10853 TO: TA5066 DATE: 971001 07:51:30
100X ON-101 UNKNOWN

(42) CR10853T L/M FLOOR PAN @ R2 XBR CNTR VERT GOC
MAX = 11.52 at 62.00 MS MIN = -11.34 at 68.88 MS **AXIS 1**



CR10853

CRSINS Version 1.16.14 - 8-Oct-1995
CREATED: 1-OCT-97 08:49:54

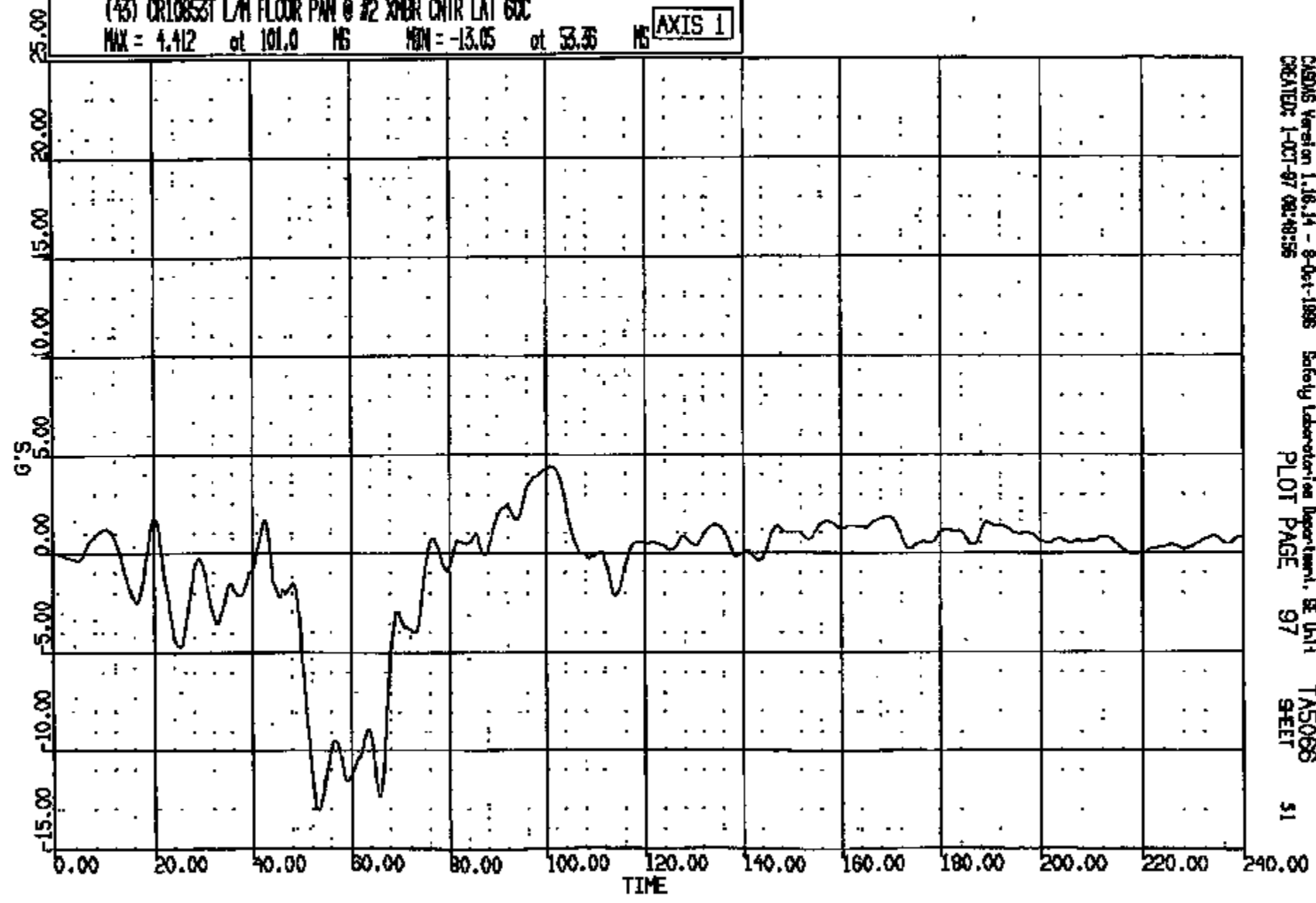
Safety Laboratory Department, SE Unit
PLOT PAGE 96

TA5066
SHEET

50

CR R: 10853 TO: T45066 DATE: 871001 07:51:58
199X DN-101 UNKNOWN

(43) CR10853T L/H FLOOR PAN @ #2 XBR CNTR LAT 60C
MAX = 4.12 at 101.0 MS MIN = -13.05 at 53.35 MS **AXIS 1**

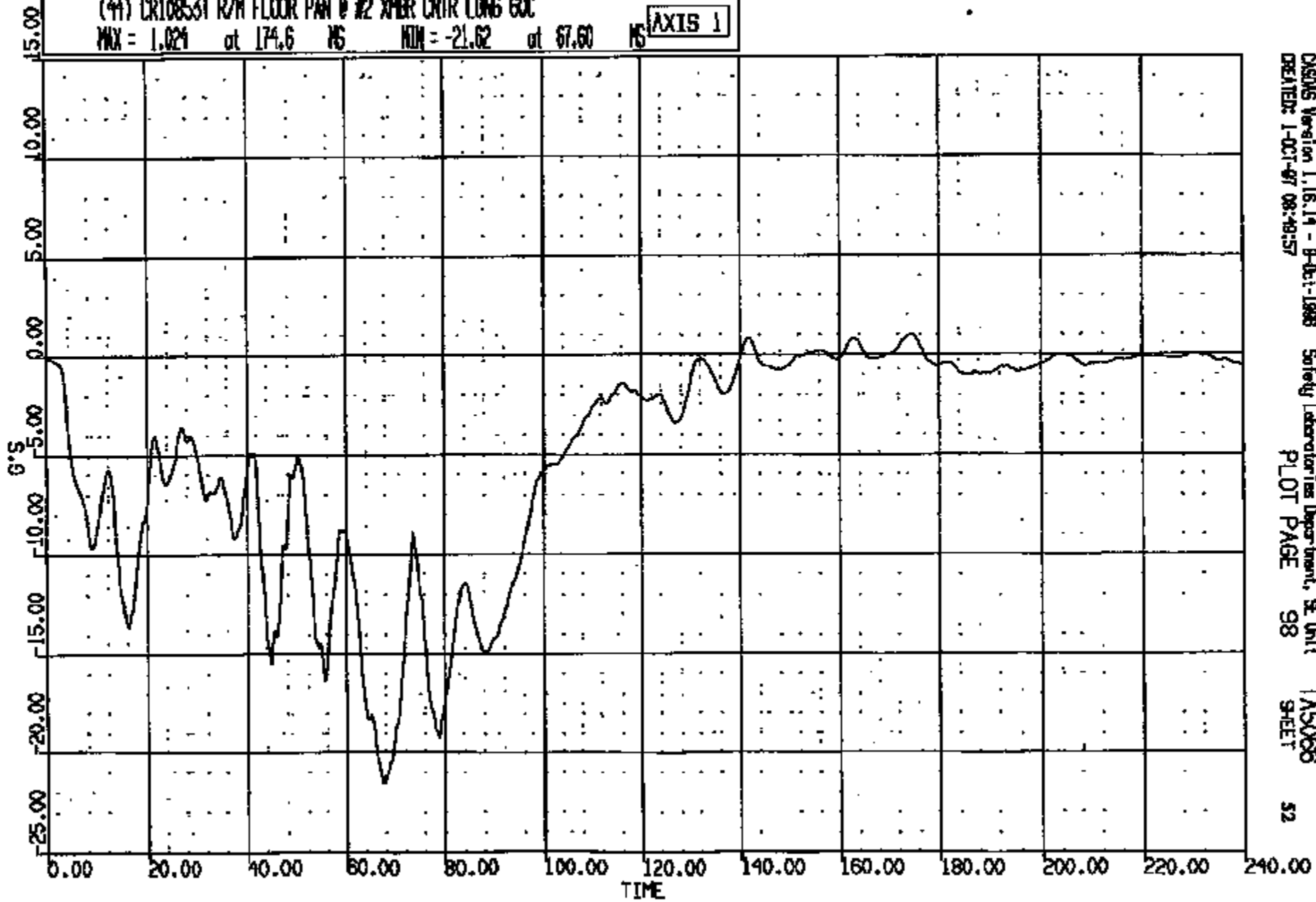


CASIMS Version 1.16.14 - 9-Oct-1988 Safety Laboratories Department, SE Unit T45066
CREATED: 1-OCT-87 08:48:56 PLOT PAGE 97 SHEET 51

CRTS 0010853

DR #: 10853 TO: T45066 DATE: 971001 07:51:39
199X DZ-101 UNKNOWN

(41) CR10853T R/M FLOOR PAN @ #2 XMER CNTR LONG 60C
MAX = 1.024 at 174.6 MS MIN = -21.62 at 67.60 MS **AXIS 1**



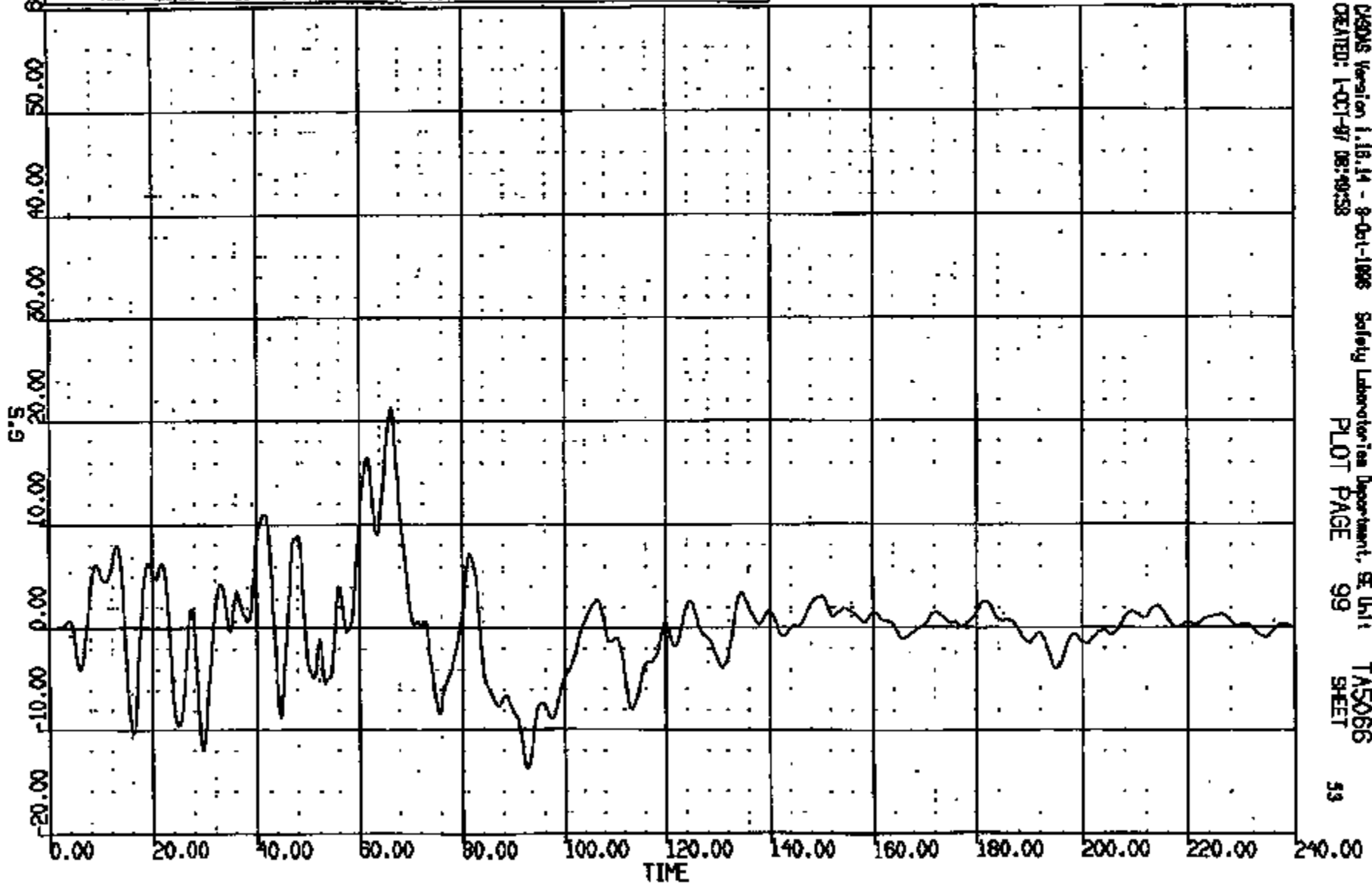
CRTS 0010853

CR R: 10853 TD: T45066 DATE: 871001 07:51:58
199X DN-101 UNKNOWN

(45) CR10853T R/M FLOOR PAN @ #2 XBR CNTR VERT GOC

MAX = 21.29 at 66.40 MS MIN = -13.72 at 92.64 MS

AXIS 1



CRSIS Version 1.18.14 - 8-Oct-1988 Safety Laboratory Department, SE Unit T45066
CREATED: 1-OCT-87 08:40:38 PLOT PAGE 99 SHEET 53

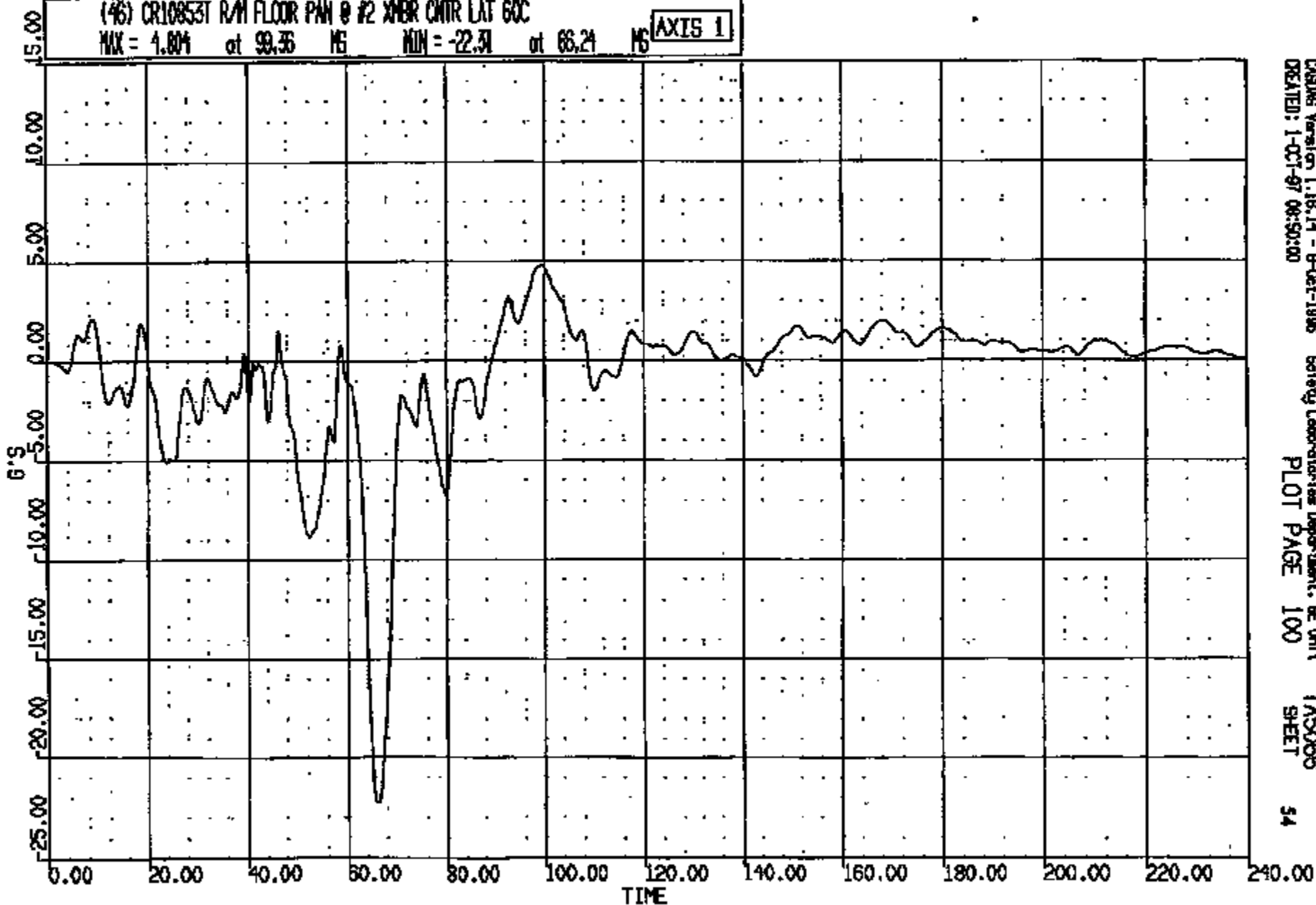
CRSIS 0010853

LR R: 10853 TO: T45066 DATE: 971001 07:51:39
189X DN-101 UNKNOWN

(46) CR10853T R4H FLOOR PAN @ #2 XMER CNTR LAT 60C

MAX = 4.804 at 99.36 MS MIN = -22.31 at 63.24 MS

AXIS 1



CRTS 0010853

CASMG Version 1.16.14 - 8-Oct-1995
CREATED: 1-OCT-97 08:50:00

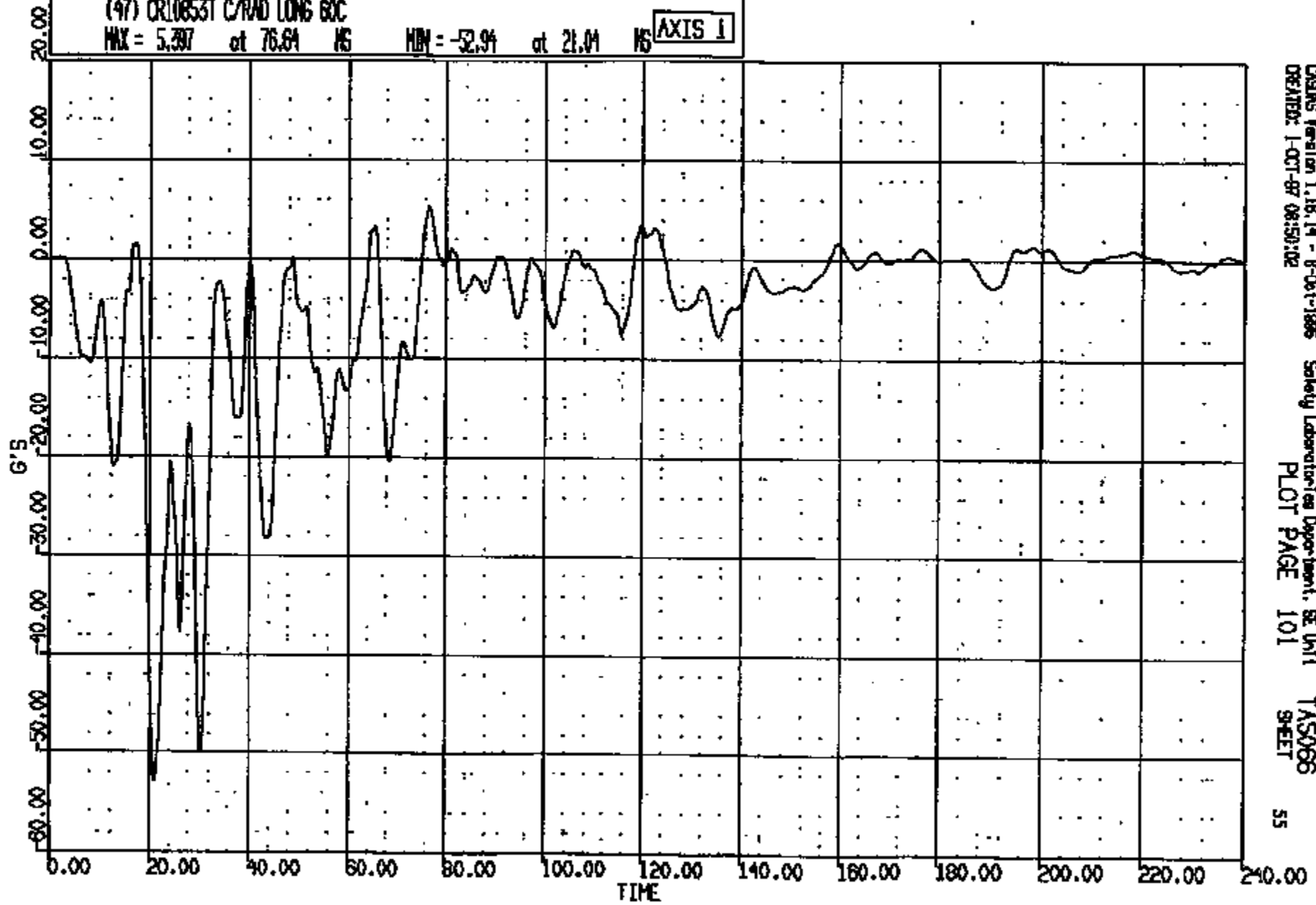
Safety Laboratories Department, EE Unit 1
PLOT PAGE 100

T45066
SHEET

54

CR R: 10853 TO: T45066 DATE: 071001 07:51:29
199X DN-101 UNKNOWN

(47) CR10853T C/RAD LONG BOC
MAX = 5.397 at 76.64 MS MIN = -52.94 at 21.04 MS AXIS 1



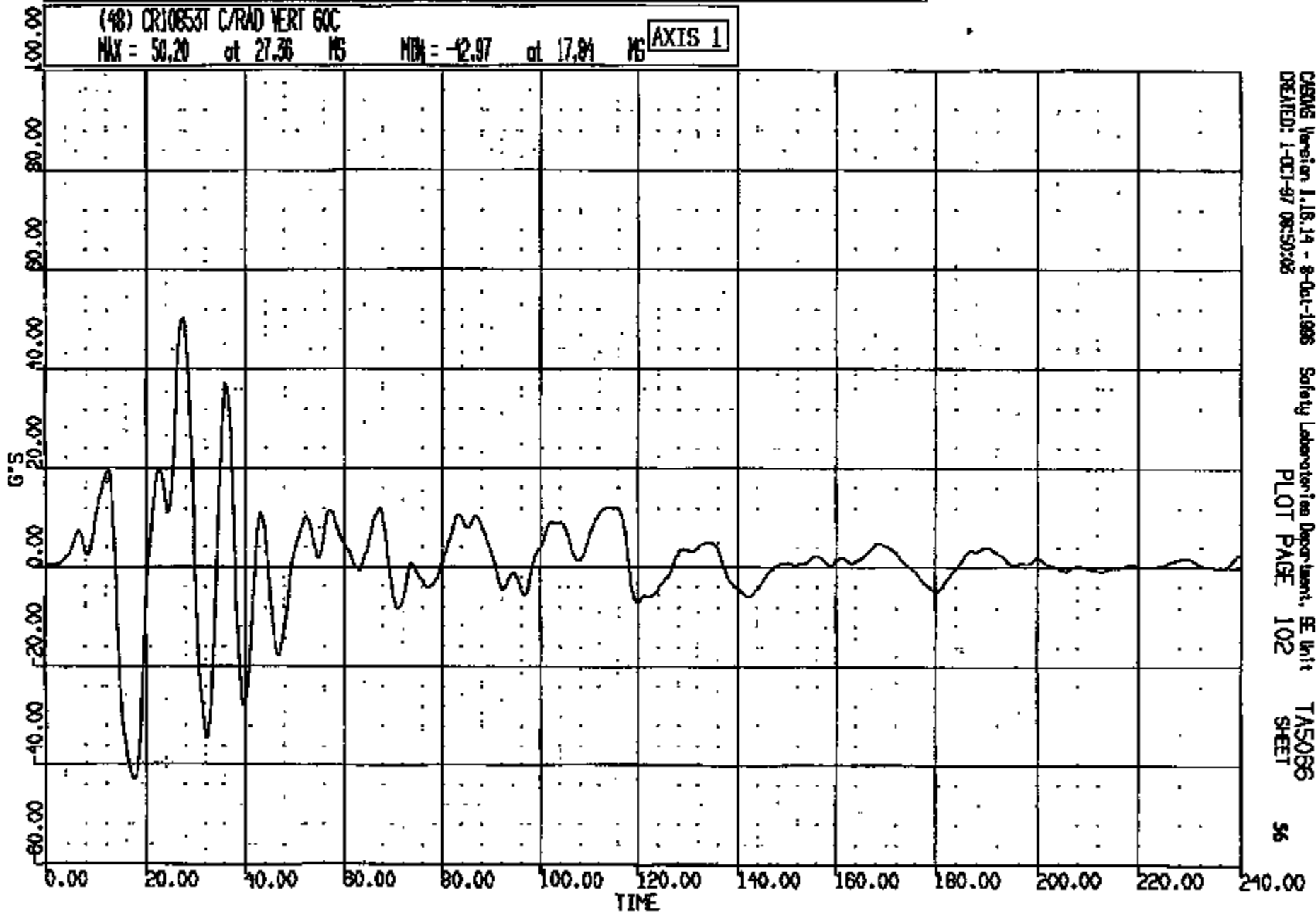
CRSIS Version 1.18.14 - 8-Oct-1986 Safety Laboratories Department, SE Unit
CREATED: 1-OCT-87 08:50:02 T45066 SHEET
PLOT PAGE 101 55

CRIS 0010853

CR R: 10853 TO: TAS086 DATE: 871001 07:51:39
199X DN-101 UNKNOWN

(48) CR10853T C/RAD NERT 60C

MAX = 50.20 at 27.36 MS MIN = -42.97 at 17.84 MS **AXIS 1**



CRIS 0010853

CRS086 Version 1.18.14 - 8-Oct-1988
CREATED: 1-DEC-97 08:50:02

Safety Laboratories Department, SE Unit
PLOT PAGE 102

TAS086
SHEET

56

LR R: 10853 TO: T45066 DATE: 071001 07:51:39
198X DN-101 UNKNOWN

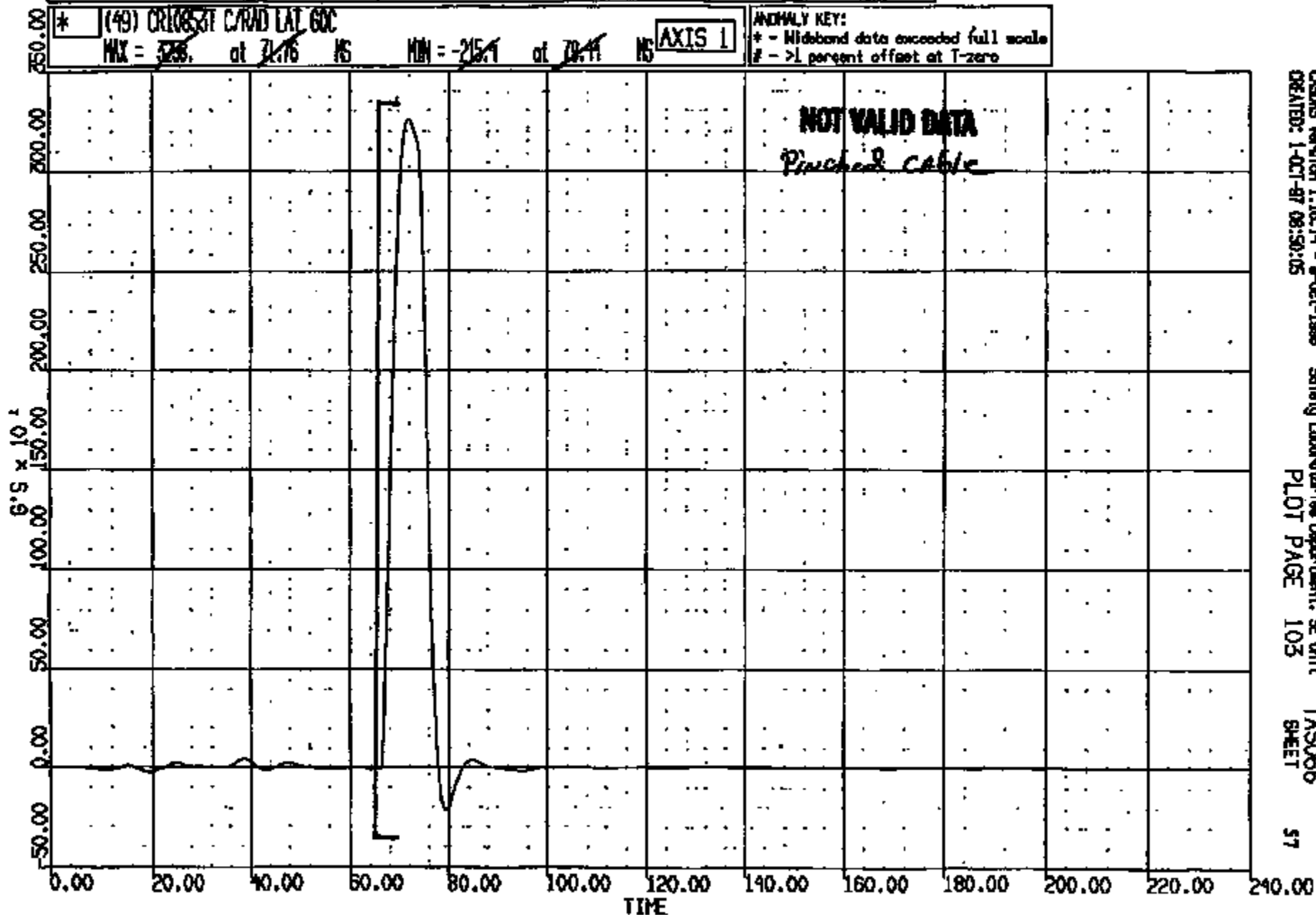
* (49) CR10853T C/RAD LAT GDC

MAX = 328. at 71.76 NS MIN = -215.1 at 70.41 NS

AXIS 1

ANOMALY KEY:

* - Midband data exceeded full scale
- >1 percent offset at T-zero



CRTS 0010853

CRSNG Version 1.16.14 - 9-Oct-1988
CREATED: 1-OCT-87 08:50:05

Safety Laboratory Department, SE Unit
PLOT PAGE 105

T45066
SHEET

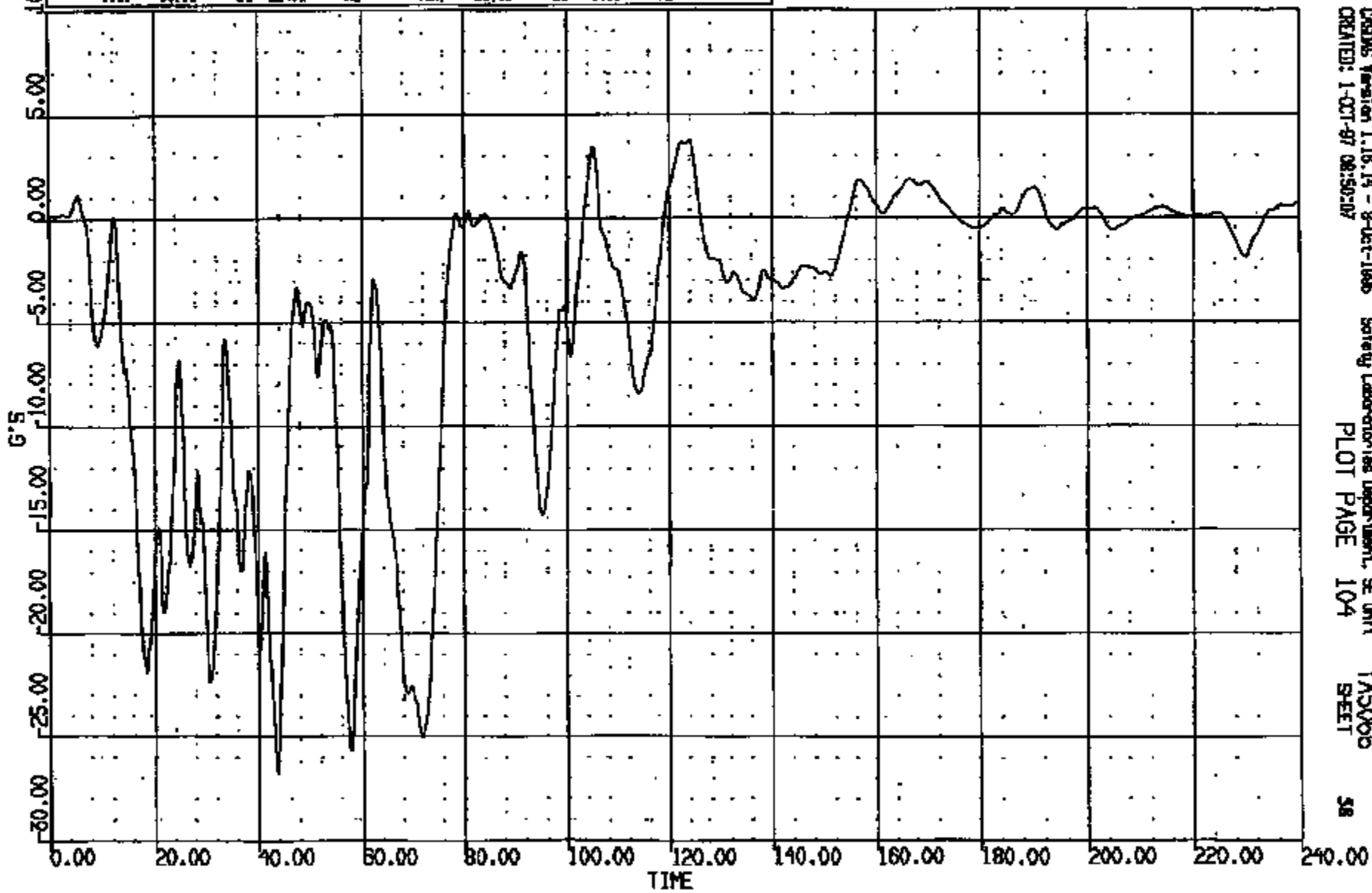
57

CR R: 10853 TO: T45066 DATE: 871001 07:51:38
100X DN-101 UNKNOWN

(50) CR10853T L/RAD LONG GOC

MAX = 3.735 at 129.1 MS MIN = -26.80 at 43.60 MS

AXIS 1



CRAMS Version 1.18.14 - 8-Oct-1988
CREATED: 1-OCT-87 08:50:07

Safety Laboratories Department, SE Unit
PLOT PAGE 104

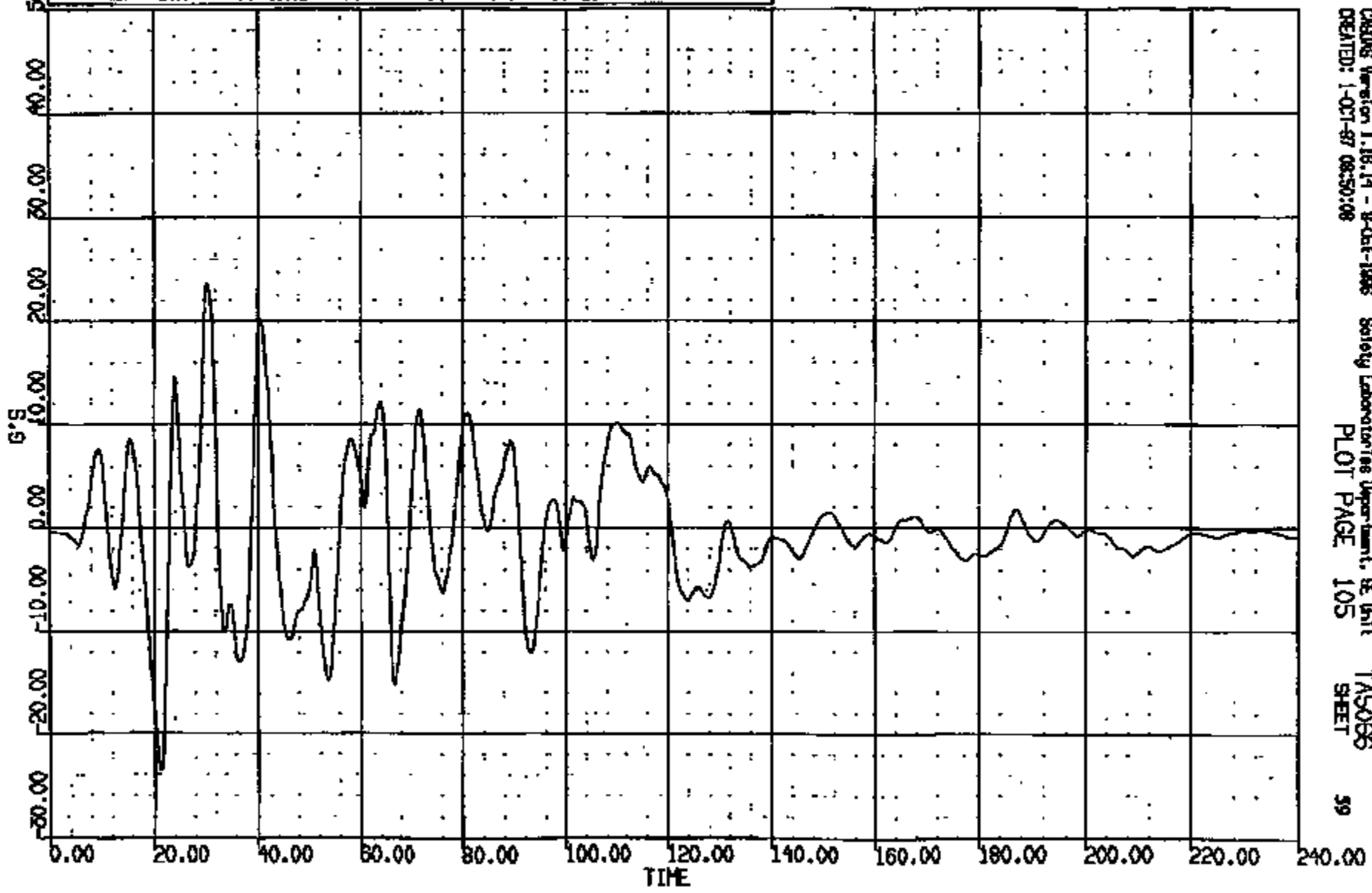
T45066
SHEET

CRTS 0010853

CR R: 10853 TO: TAS066 DATE: 971001 07:51:39
199X DN-101 UNKNOWN

(51) CR10853T L/RAD VERT GOC

MAX = 23.67 at 30.32 MS MIN = -23.81 at 21.36 MS **AXIS 1**



CR10853T Version 1.18.14 - 8-Oct-1998 Safety Laboratories Department, SE Unit TAS066
CREATED: 1-OCT-97 08:50:08 PLOT PAGE 105 SHEET 59

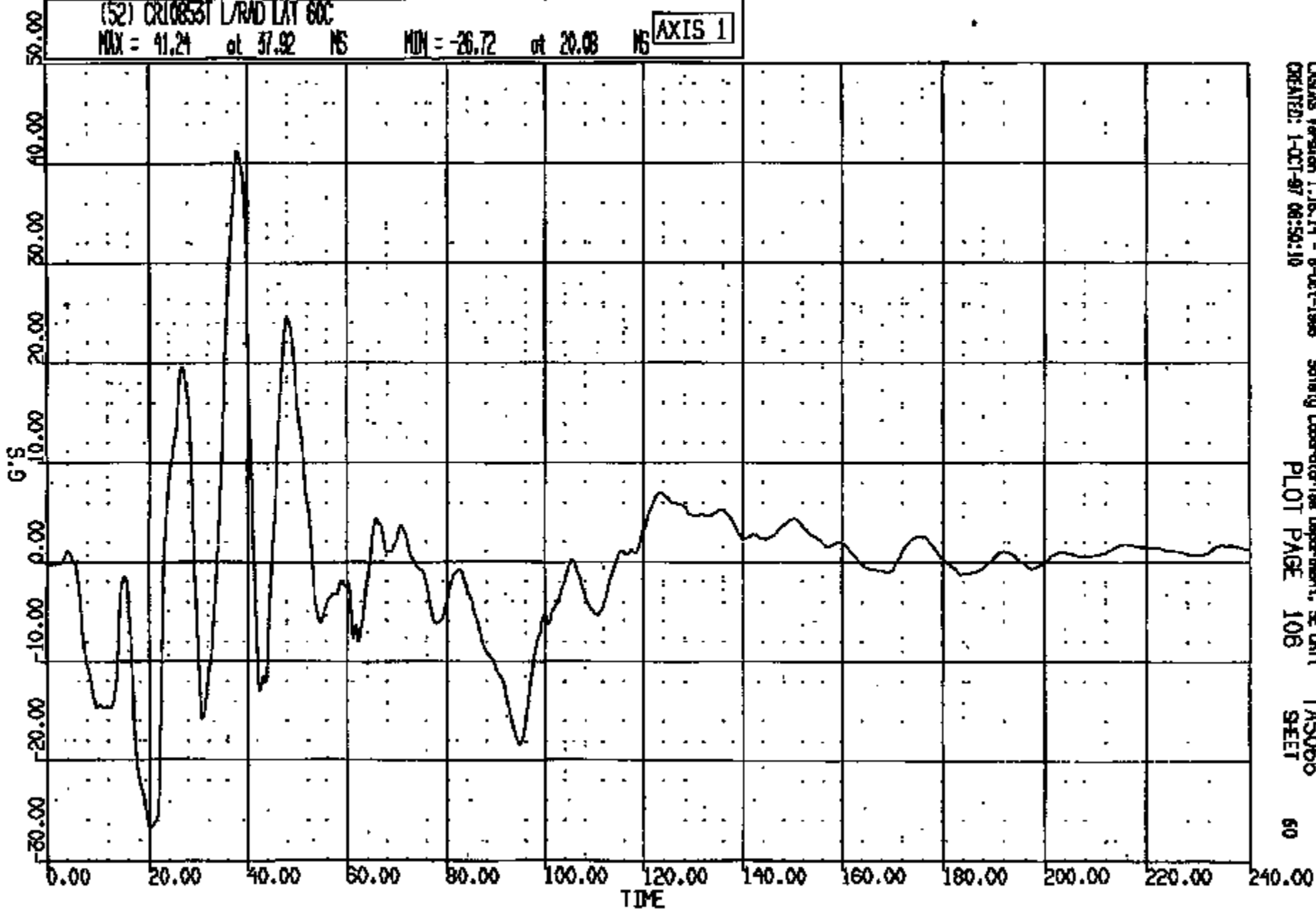
CR10853

CR #: 10853 TO: TAS066 DATE: 971001 07:51:39
189X DN-101 UNKNOWN

(52) CR10853T L/RAD LAT 60C

MAX = 41.24 at 37.92 MS MIN = -26.72 at 20.08 MS

AXIS 1



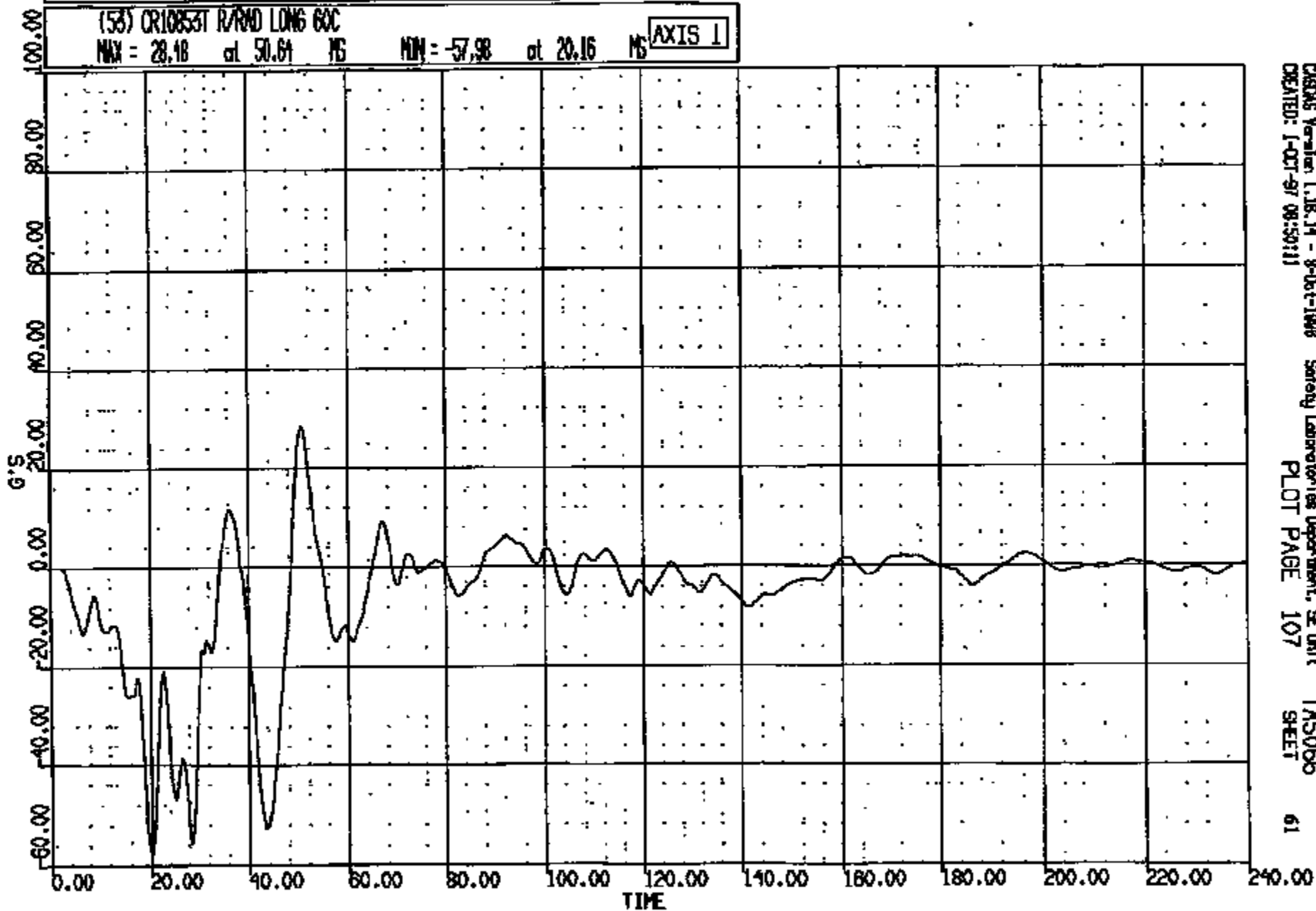
CR R: 10853 TO: TAS068 DATE: 971001 07:51:59
199X DN-101 UNKNOWN

(53) CR10853T R/RND LONG 60C

MAX = 28.18 at 50.64 MS

MIN = -57.98 at 20.16 MS

AXIS 1



CRAMS Version 1.18.14 - 9-Oct-1998
CREATED: 1-OCT-97 08:50:11

Safety Laboratories Department, SE Unit
PLOT PAGE 107

TAS068
SHEET

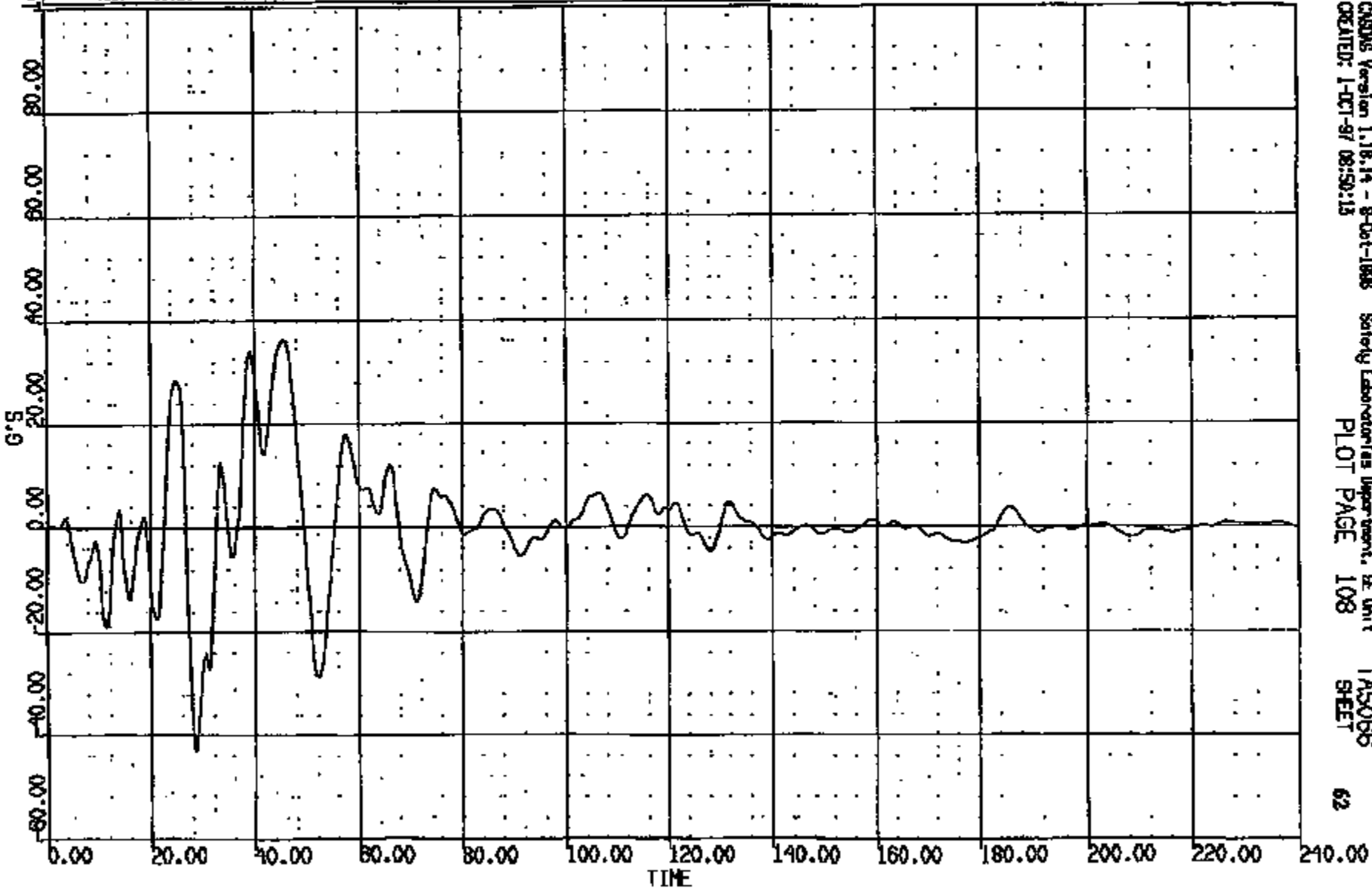
61

CRTS 0010853

LR R: 10853 TO: TAS088 DATE: 871001 07:51:39
108X DN-101 UNKNOWN

(54) CR10853T R/RAD VERT 60C

MAX = 36.23 at 45.52 MS MIN = -43.16 at 28.40 MS **AXIS 1**



CARDAS Version 1.18.14 - 8-Oct-1988 Safety Laboratories Department, SE Unit TAS088
CREATED: 1-OCT-87 08:50:15 PLOT PAGE 108 SHEET 62

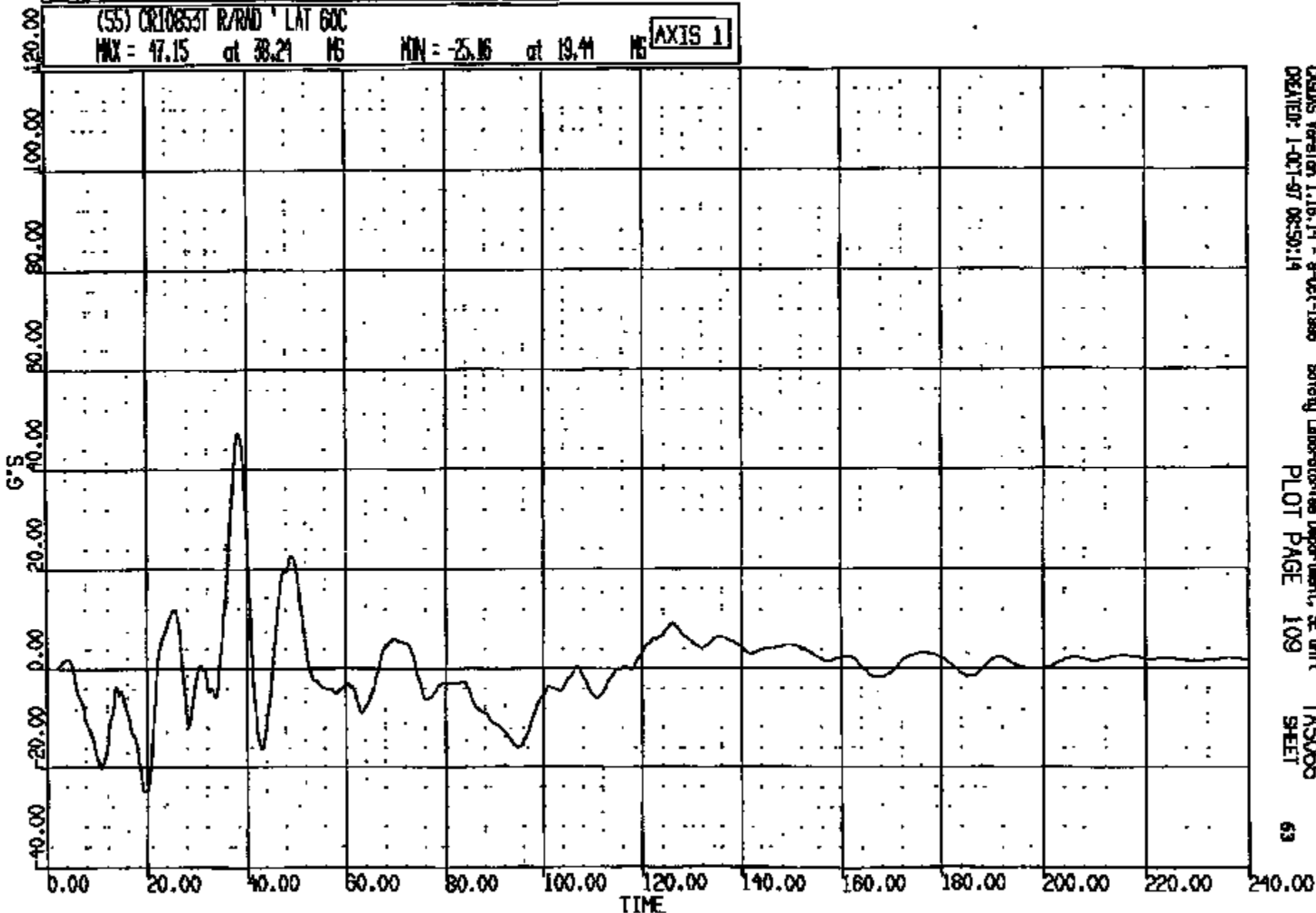
CRIS 0010853

CR R: 10853 TO: TAS066 DATE: 871001 07:51:39
100X DN-101 UNKNOWN

(55) CR10853T R/RND ' LAT 60C

MAX = 47.15 at 38.24 MS MIN = -25.16 at 19.41 MS

AXIS 1



CRONUS Version 1.18.14 - 8-Oct-1988
CREATED: 1-OCT-97 08:50:14

Safety Laboratories Department, SE Unit
PLOT PAGE 109

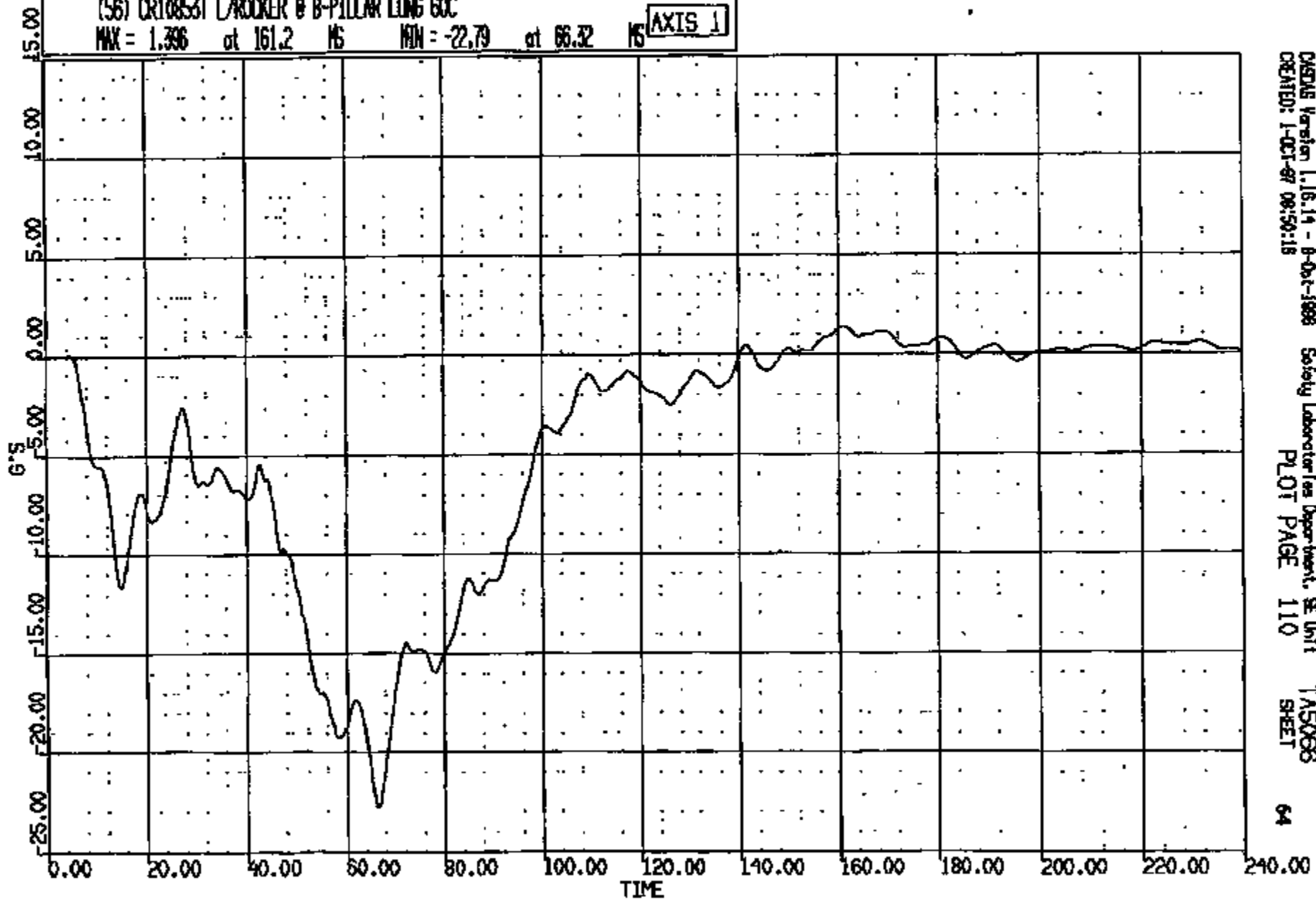
TAS066
SHEET

63

CR10853

LR 7: 10853 TO: TA5086 DATE: 871001 07:51:59
100X DN-101 UNKNOWN

(56) CR10853T LADDER @ B-PILLAR LONG GOC
MAX = 1.336 at 161.2 MS MIN = -22.79 at 66.32 MS **AXIS 1**

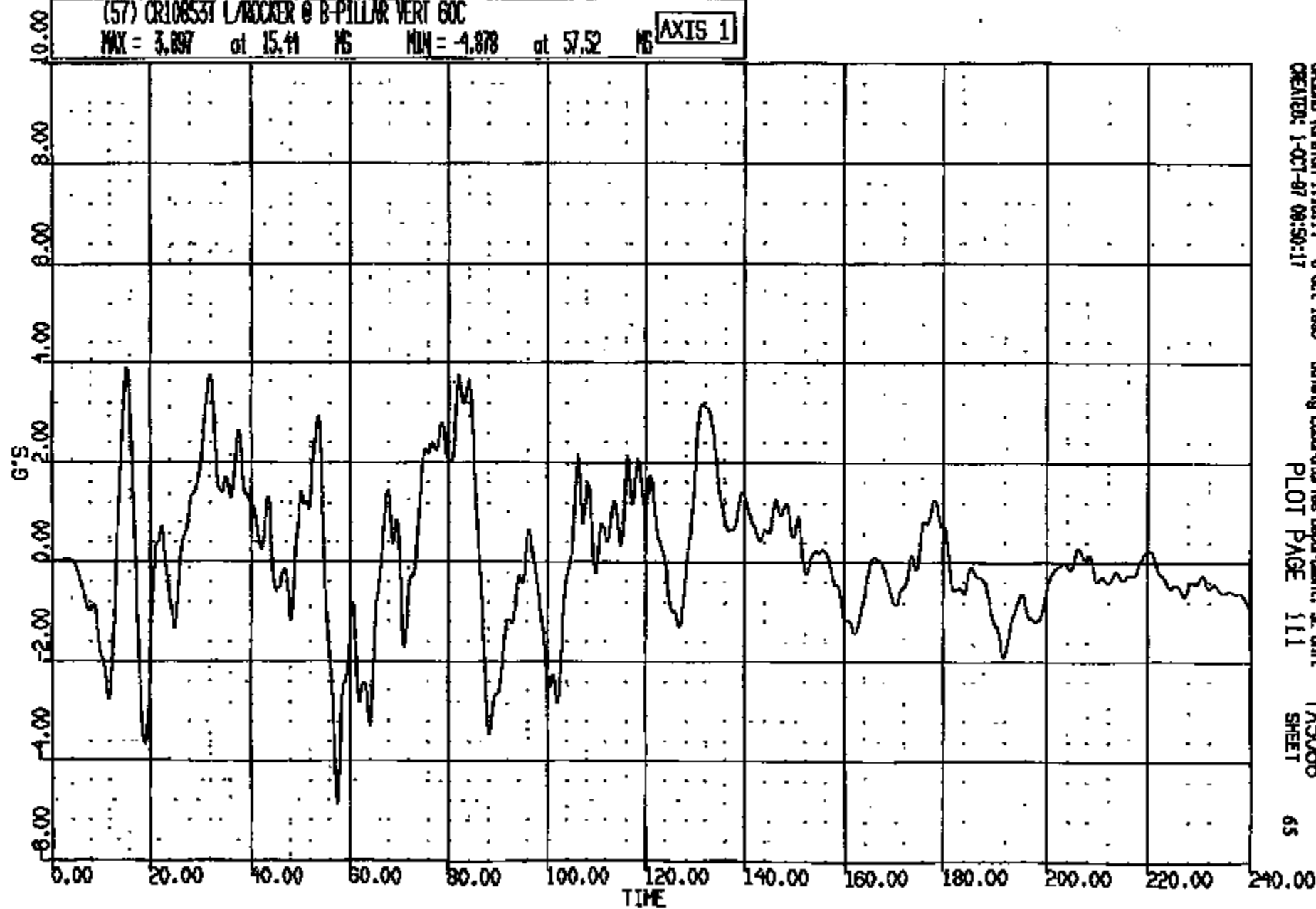


CRSAS Version 1.16.14 - 8-Oct-1988 Safety Laboratories Department, SE Unit
CREATED: 1-OCT-87 08:50:18
PLOT PAGE 110
TAS086
SHEET
64

CRTS 0010853

LR R: 10853 TO: T45066 DATE: 871001 07:51:59
100X DN-101 UNKNOWN

(57) CR108531 L/ROCKER @ B-PILLAR VERT GOC
MAX = 3.897 at 15.41 MS MIN = -4.878 at 57.52 MS AXIS 1

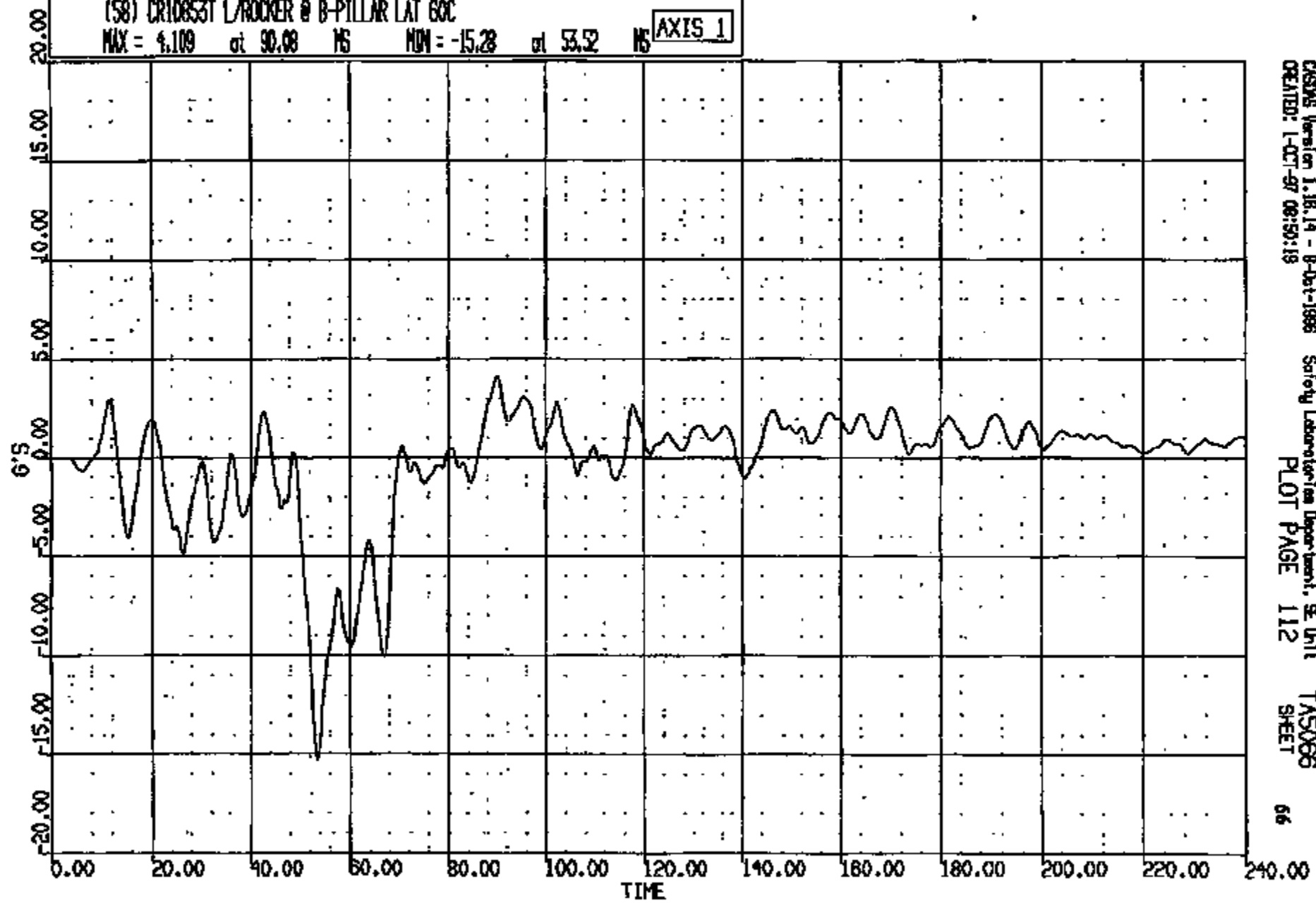


CRSMS Version 1.16.14 - 8-Oct-1986 Safety Laboratories Department, SE Unit T45066
CREATED: 1-OCT-87 09:50:17 PLOT PAGE 111 SHEET 65

CRIS 0010853

CR R: 10853 TO: TAB066 DATE: 871001 07:51:59
189X DN-101 UNKNOWN

(58) CR10853T L/ROCKER @ B-PILLAR LAT 60C
MAX = 4.109 at 90.08 NS MIN = -15.28 at 53.52 NS AXIS 1



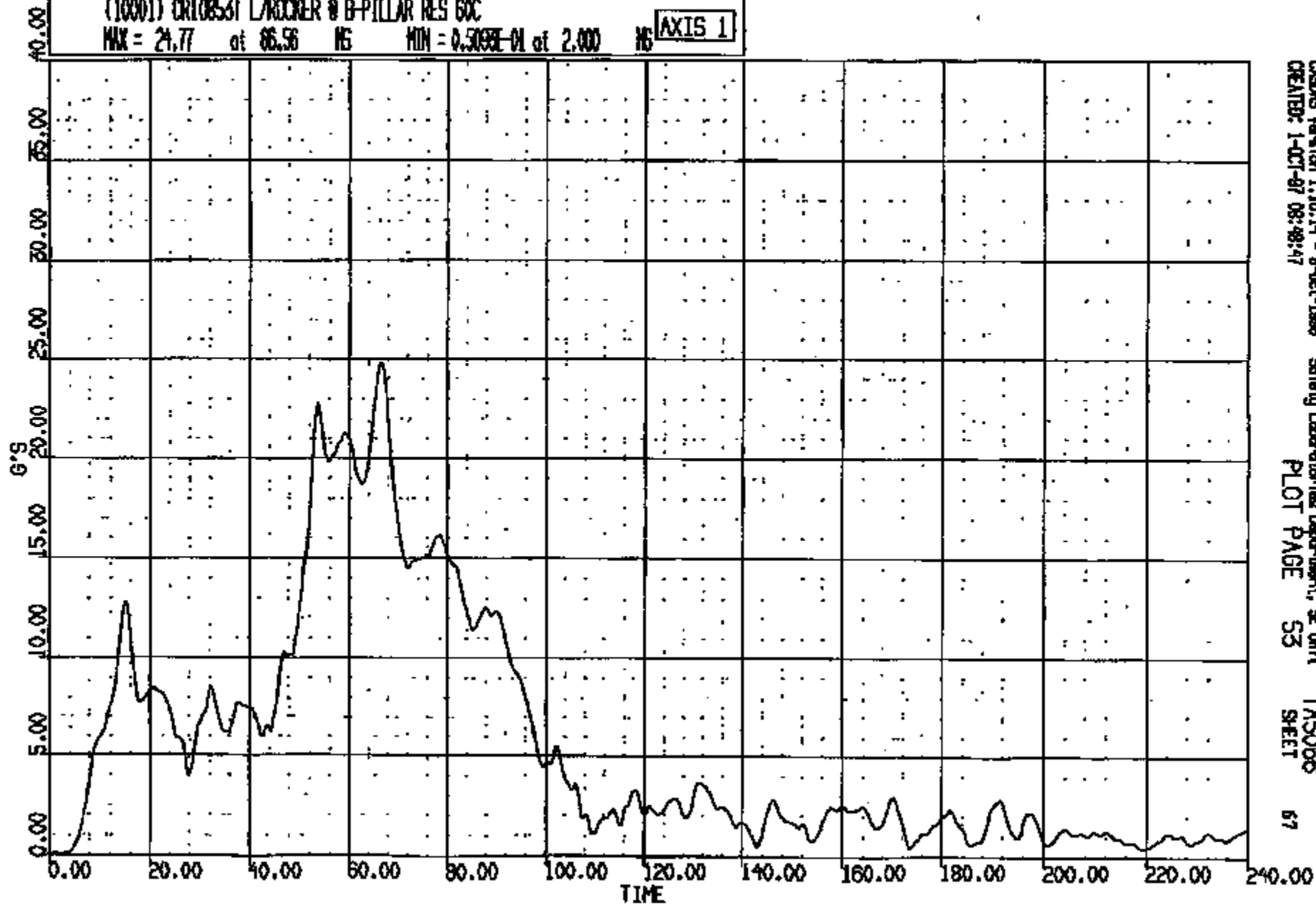
CASMS Version 1.18.14 - 8-Oct-1986 Safety Laboratories Department, SE Unit
CREATED: 1-OCT-87 08:50:18 PLOT PAGE 112 TAS066 SHEET 66

CR10853

CR R: 10853 TO: TAS066 DATE: 971001 07:51:59
199X DN-101 UNKNOWN

(1000) CR10853T L/ROCKER @ B-PILLAR RES 60C
MAX = 21.77 at 86.56 NS MIN = 0.509E-01 at 2.00 NS

AXIS 1

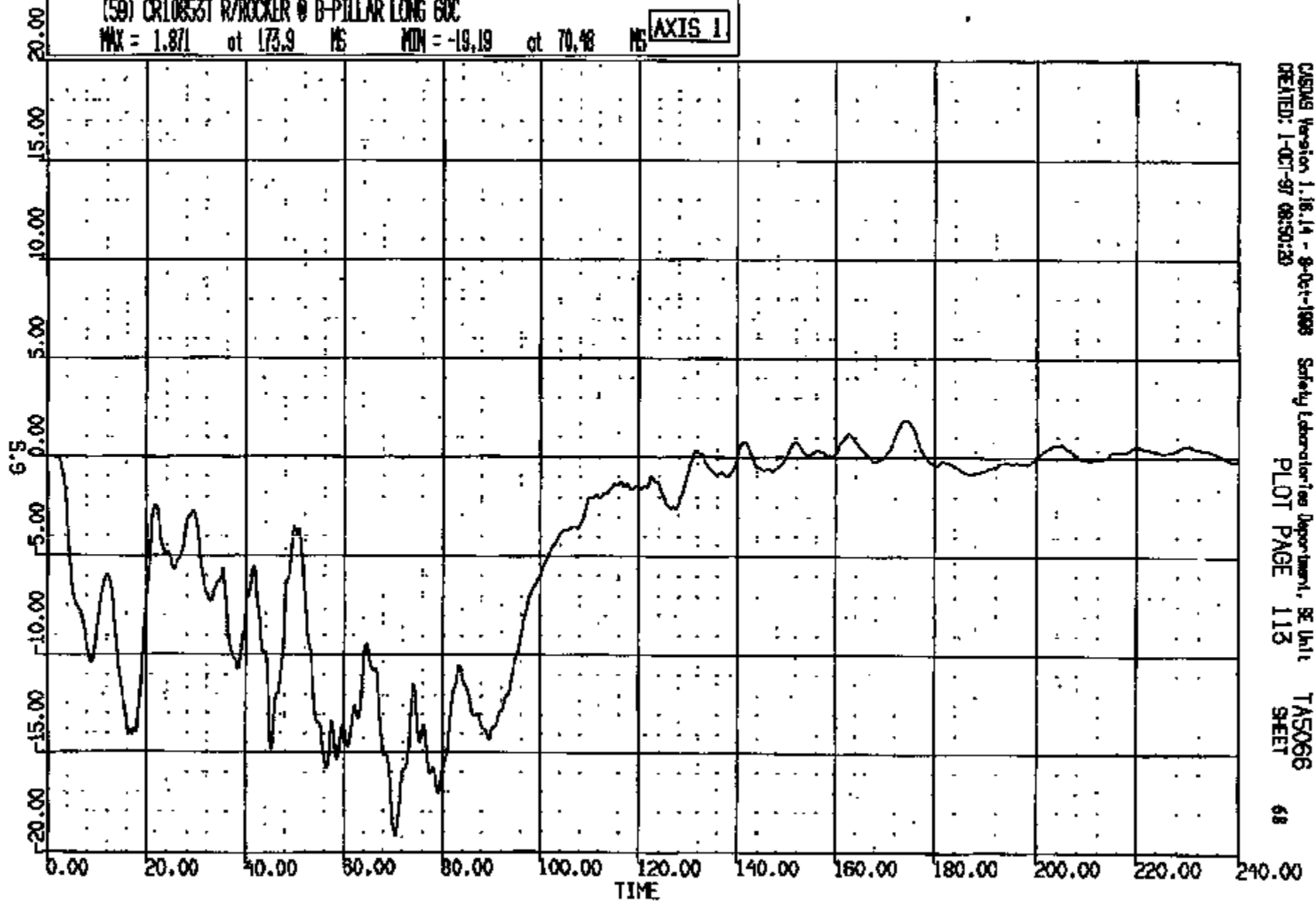


CRSAS Version 1.16.14 - 9-Oct-1996 Safety Laboratories Department, SE Unit
CREATED: 1-OCT-97 08:48:47 PLOT PAGE 53 TAS066 SHEET 67

CRIS 0010853

CRTS: 10853 TO: TAS066 DATE: 971001 07:51:29
199X DN-101 UNKNOWN

(59) CR108531 R/ROCKER @ B-PILLAR LONG 60C
MAX = 1.871 at 173.9 MS MIN = -19.19 at 70.48 MS **AXIS 1**

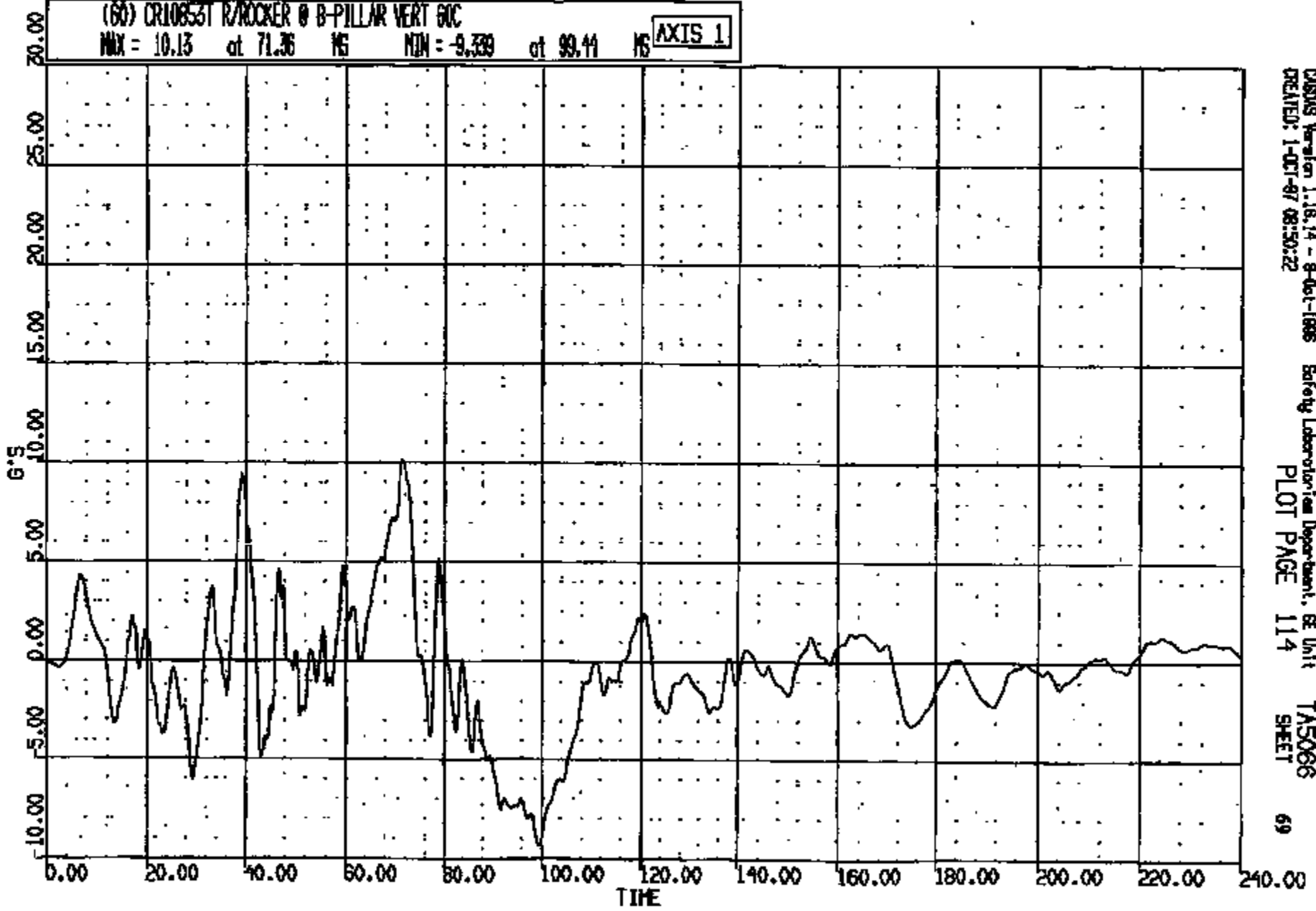


CASDAQ Version 1.18.14 - 9-Oct-1998 Safety Laboratories Department, SE Unit
CREATED: 1-OCT-97 08:50:20 PLOT PAGE 113 TAS066
SHEET 68

CRTS 0010853

CR R: 10853 TO: TAB066 DATE: 871001 07:51:39
199X DN-101 UNKNOWN

(60) CR10853T R/ROCKER @ B-PILLAR VERT 60C
MAX = 10.13 at 71.36 MS MIN = -9.339 at 99.41 MS **AXIS 1**

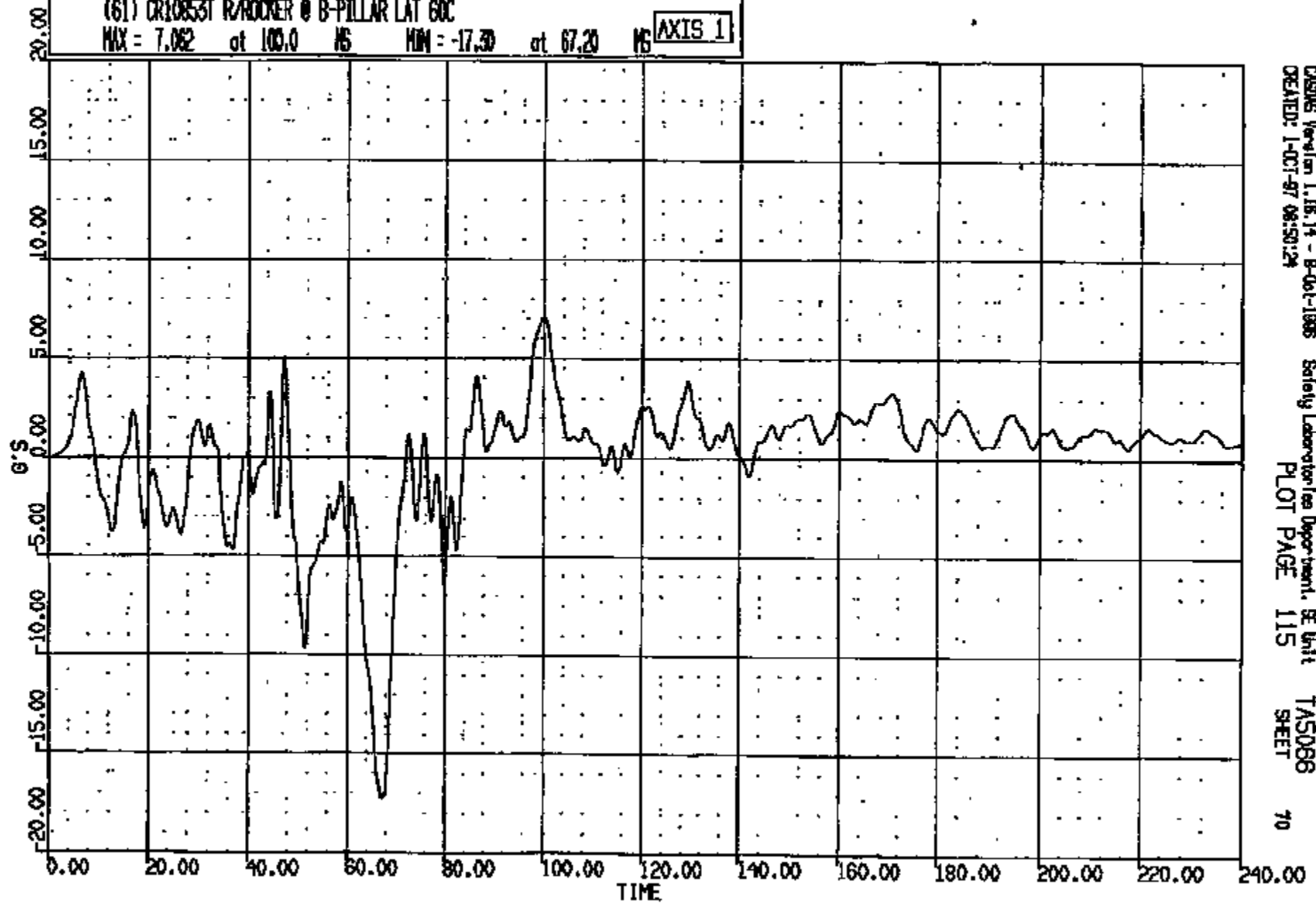


CASUS Version 1.18.14 - 8-Oct-1988 Safety Laboratories Department, SE Unit
CREATED: 1-OCT-87 08:50:22
PLOT PAGE 114
TAS066
SHEET 69

CRTS 0010853

CR R: 10853 TO: TAS066 DATE: 071001 07:51:36
100X DN-101 UNKNOWN

(61) CR10853T R/ROCKER @ B-PILLAR LAT 60C
MAX = 7.062 at 100.0 MS MIN = -17.30 at 67.20 MS **AXIS 1**

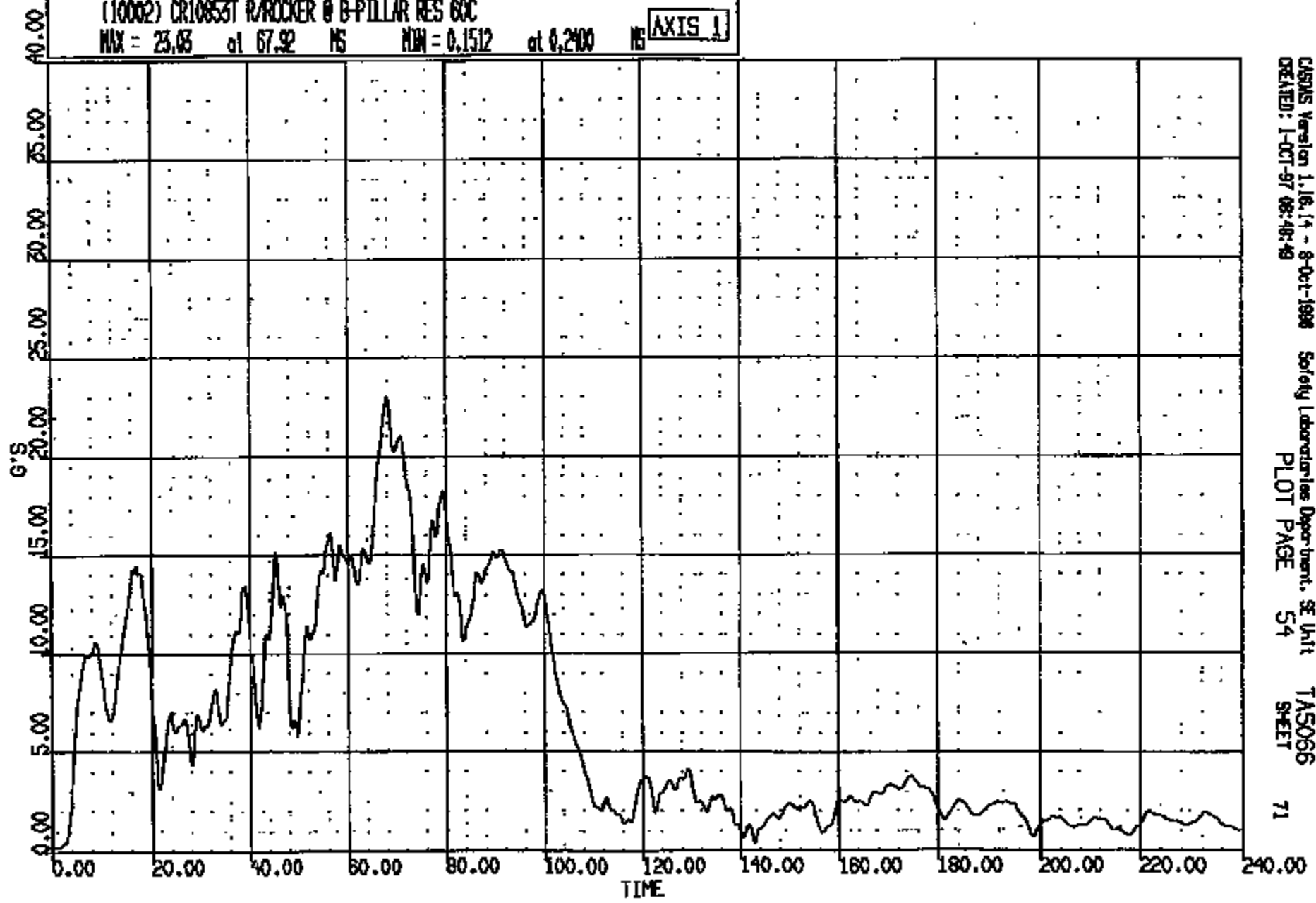


CASING Version 1.16.14 - 8-Oct-1996 Safety Laboratories Department, SE Unit
CREATED: 1-OCT-97 08:59:24 PLOT PAGE 115 TAS066 SHEET 70

CRTS 0010853

LR: R: 10853 TO: TAS068 DATE: 971001 07:51:59
199X DN-101 UNKNOWN

(10002) CR10853T R/ROCKER @ B-PILLAR RES 60C
MAX = 23.93 at 67.92 MS MIN = 0.1512 at 0.2400 MS **AXIS 1**



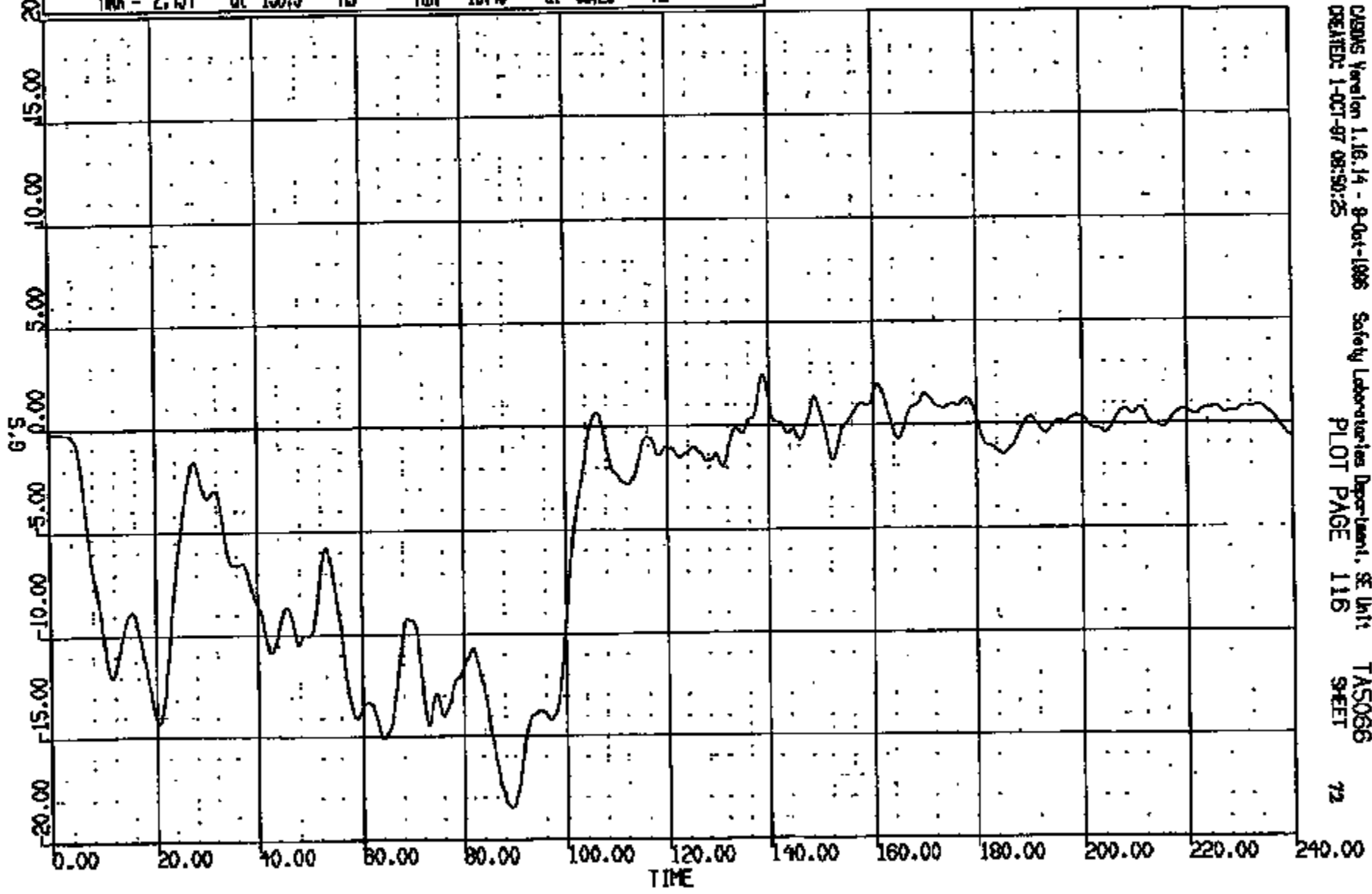
CASIMS Version 1.16.14 - 8-Oct-1998 Safety Laboratories Department, SE Unit TAS068
CREATED: 1-OCT-97 08:48:48 PLOT PAGE 54 SHEET 71

CRTS 0010853

CR: 10853 TO: TAS086 DATE: 971001 07:51:39
100X DZ-101 UNKNOWN

(62) CR10853 FUEL SHUT OFF (INERTIA) LONG SEC
MAX = 2.434 at 138.9 MS MIN = -18.48 at 89.28 MS

AXIS 1



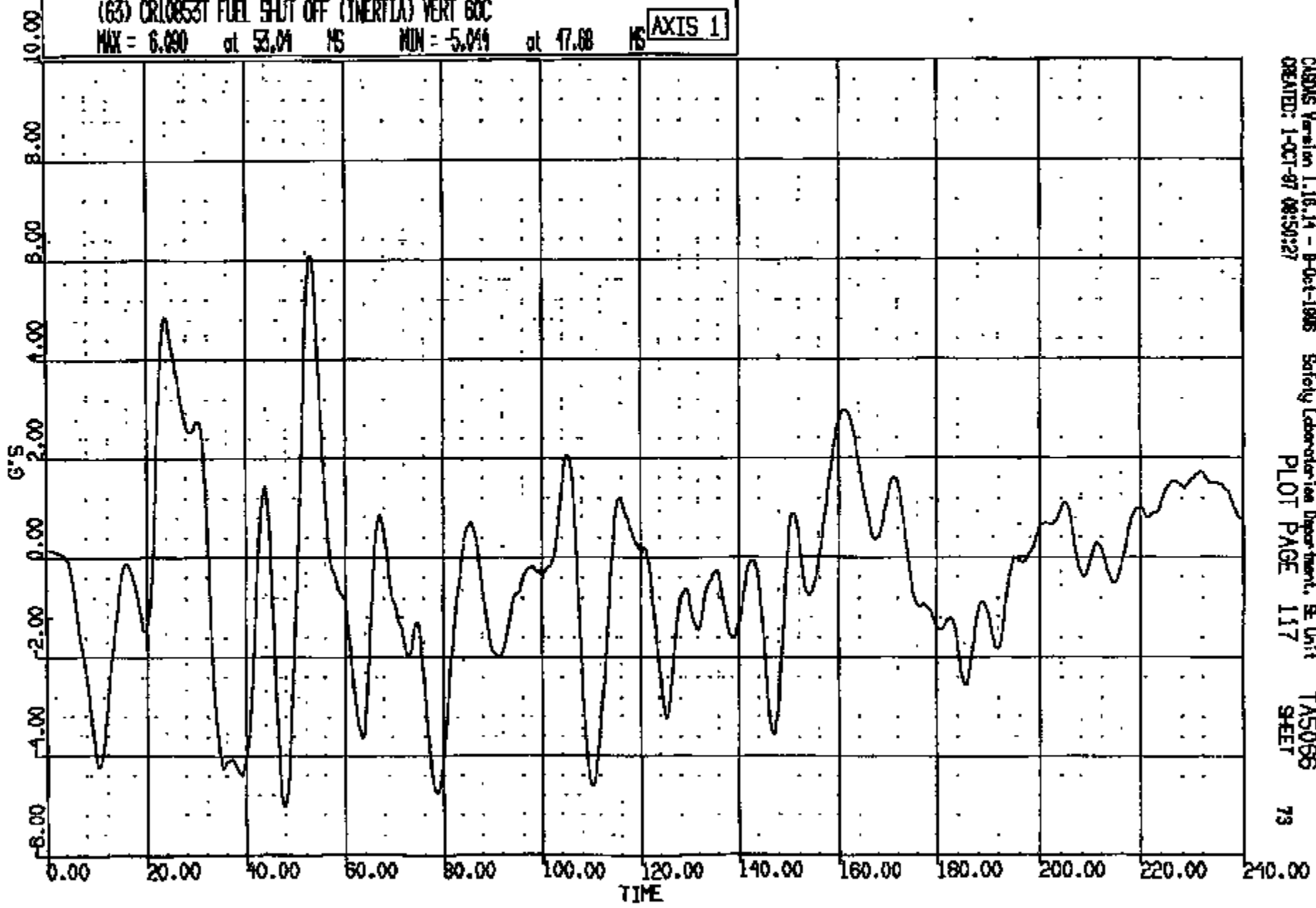
CRS Version 1.16.14 - 9-Oct-1986 Safety Laboratories Department, SE Unit
CREATED: 1-OCT-97 08:50:25 TAS086
PLOT PAGE 116 SHEET
72

CRIS 0010853

CR R: 10853 TO: TAS066 DATE: 871001 07:51:39
199X ON-101 UNKNOWN

(63) CR10853T FUEL SHUT OFF (INERTIA) VERT GOC
MAX = 6.090 at 53.04 MS MIN = -5.044 at 47.08 MS

AXIS 1

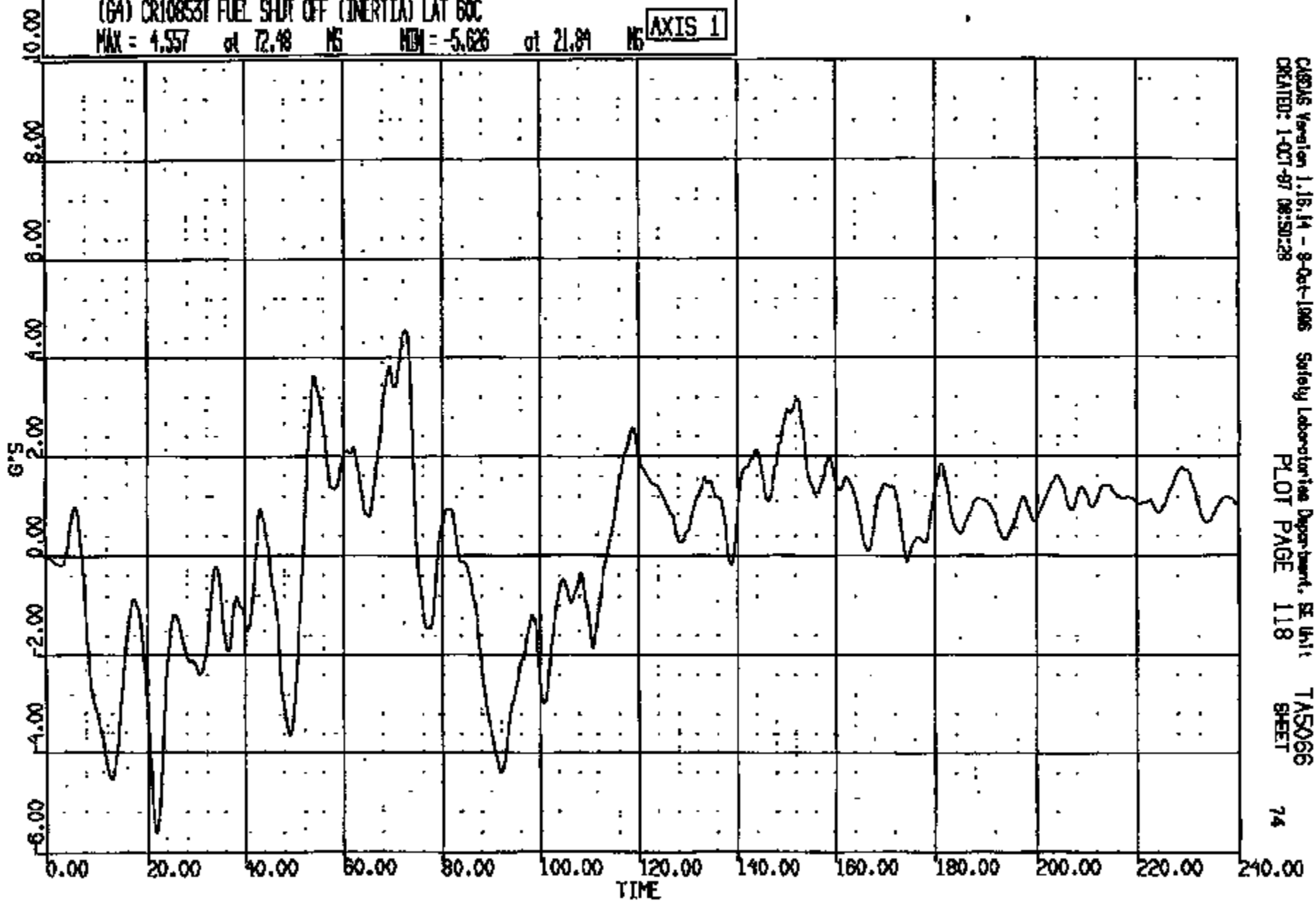


CARDAS Version 1.16.14 - 8-Oct-1988 Safety Laboratories Department, SE Unit TAS066
CREATED: 1-OCT-87 08:50:27 PLOT PAGE 117 SHEET 73

CR10853

CR R: 10853 TO: TAS066 DATE: 871001 07:51:39
188X DN-101 UNKNOWN

(GA) CR108531 FUEL SHUT OFF (INERTIA) LAT 60C
MAX = 4.557 at 72.98 NS MIN = -5.626 at 21.81 NS **AXIS 1**



CASJAS Version 1.16.14 - 8-Oct-1986
CREATED: 1-OCT-87 08:50:28

Safety Laboratories Department, SE Unit
PLOT PAGE 118

TAS066
SHEET


CRTS 0010853

JR R: 10853 TO: TA5066 DATE: 971001 07:51:38
188X DN-101 UNKNOWN

(65) CR0108531 FUEL SHUT OFF (INERTIA) SN 4000C

MAX = 0.9570 at 70234-05 16 MIN = -0.4852-01 at 97.40 76

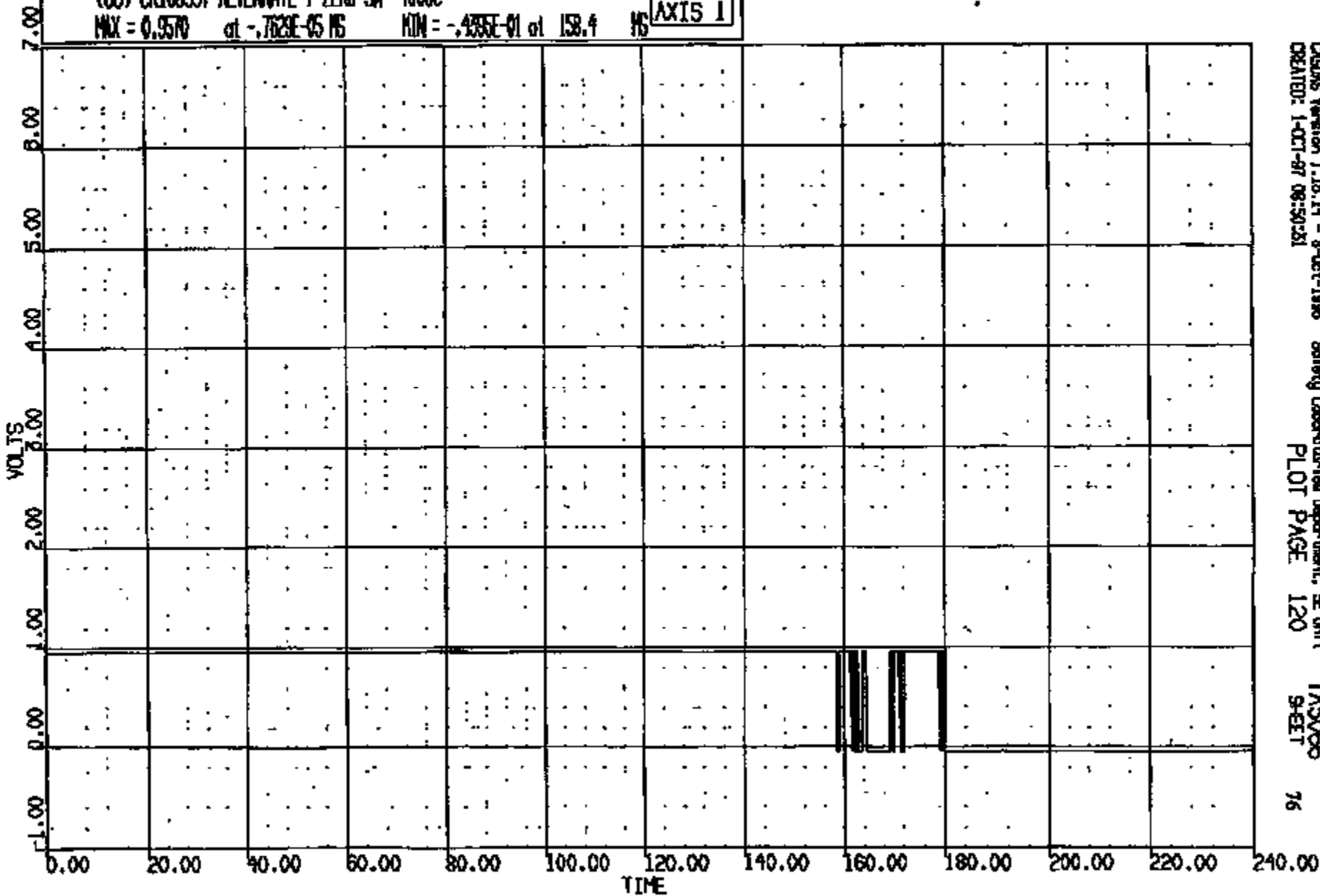
AXIS 1



CX R: 10853 TO: TAB086 DATE: 971001 07:51:59
189X DN-101 UNKNOWN

(66) CR10853F ALTERNATE T-ZERO SM 4000C
MAX = 0.9570 at -.7629E-05 MS MIN = -.4335E-01 at 158.4 MS

AXIS 1



CADNAS Version 1.15.14 - 8-Oct-1998
CREATED: 1-OCT-97 08:50:251

Safety Laboratory Department, SE Unit
PLOT PAGE 120

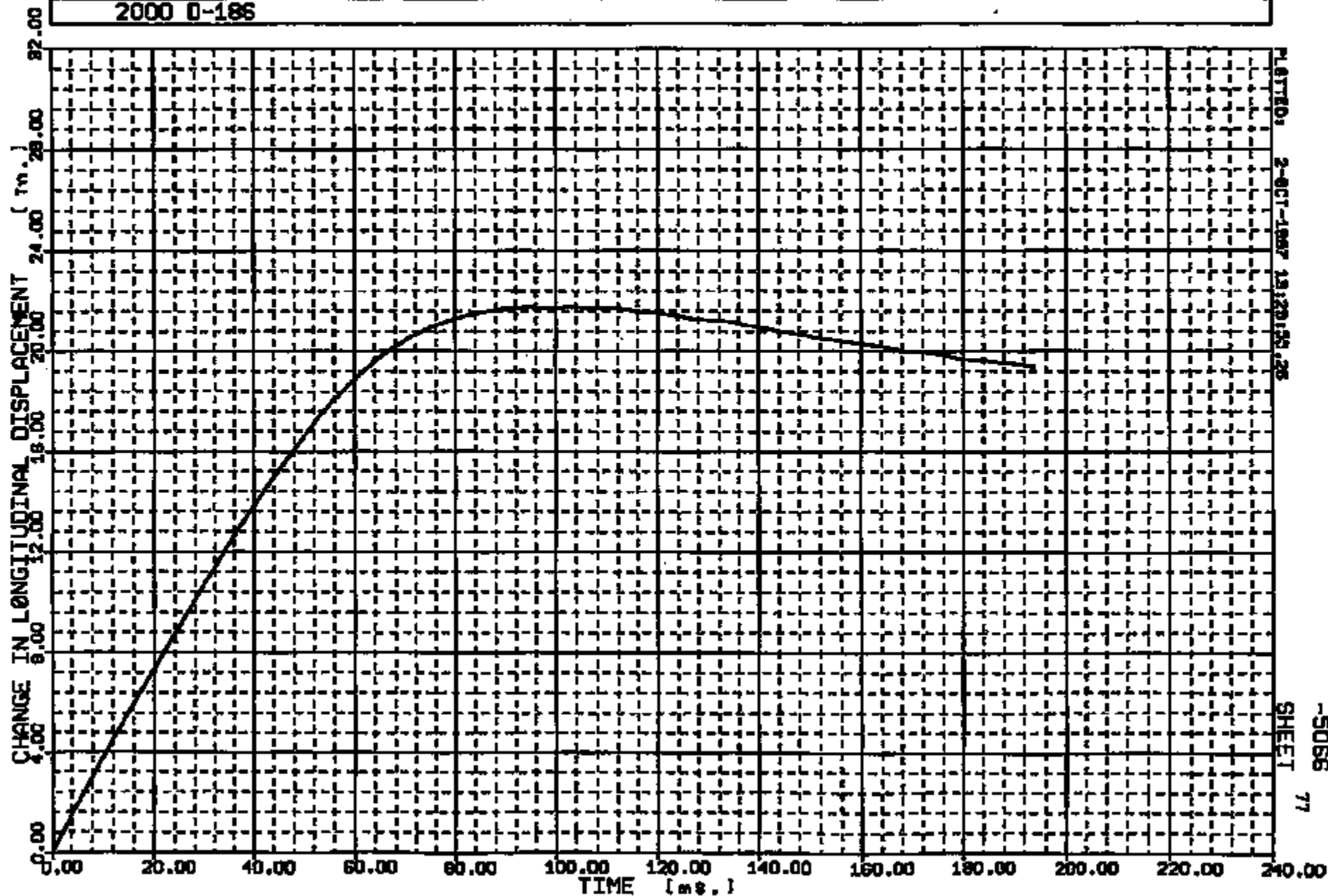
TAS086
9-ET

76

CRIS 0010853

Y AXIS: L/ROCKER AT B-PILLAR WRT L/GROUND REFERENCE MAX = 21.75 at 103.00 MIN = 0.0000E+00 at 0.00

RUN NO.	FACILITY	TEST ORDER NO.	FILM ANALYSIS METHOD	PITCH CORRECTION
10853	BARRIER	-5066	SCALE	NOT APPLIED
2000 D-186				



CRTS 0010853

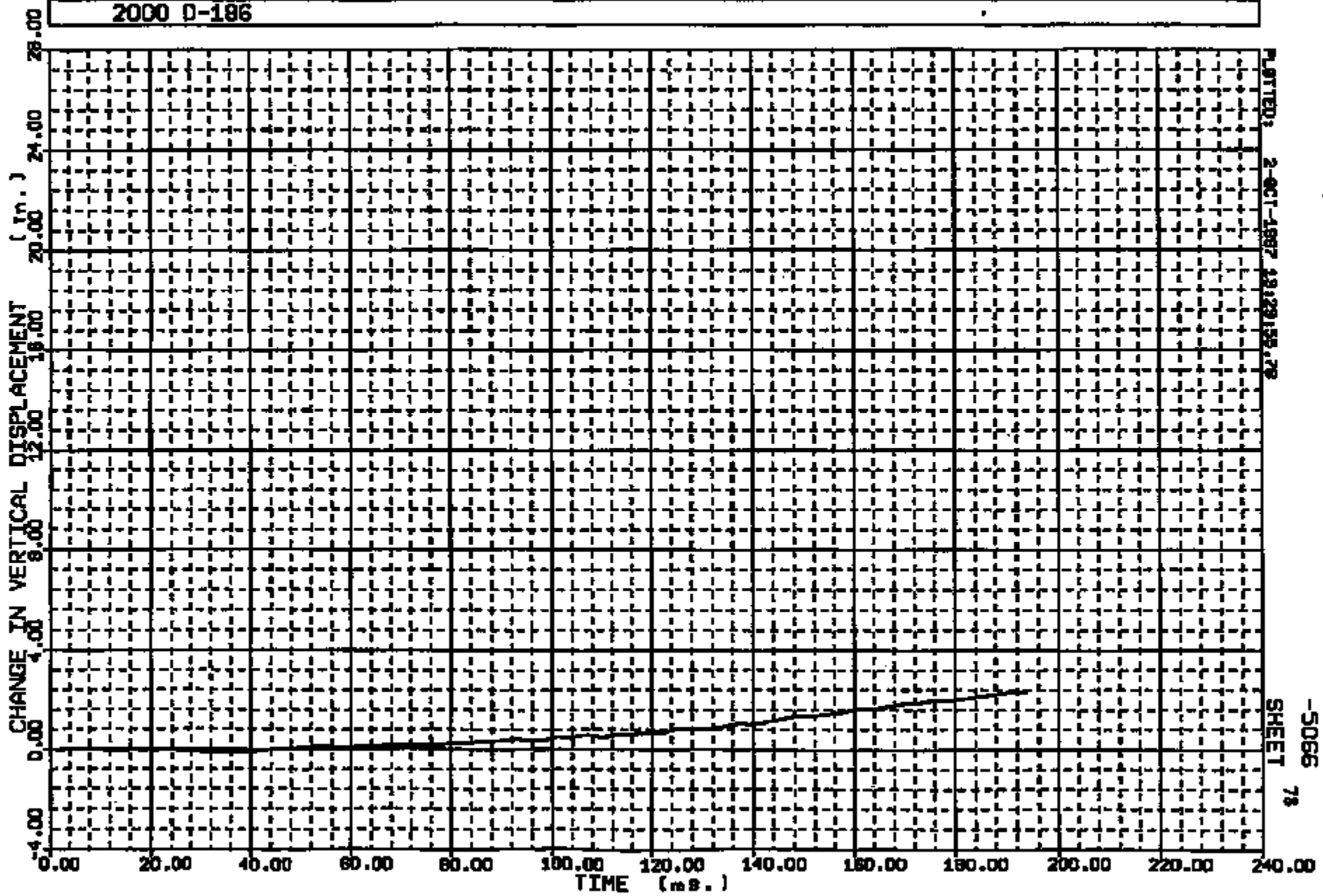
PLATTED: 2-OCT-1967 13:20:15.26

-5066
77
SHEET

Y - AXIS: L/ROCKER AT B-PILLAR WRT L/GROUND REFERENCE MAX = 2.321 at 194.00 MIN = -.1480 at 82.00

RUN NO.	FACILITY	TEST ORDER NO.	FILM ANALYSIS METHOD	PITCH CORRECTION
10853	BARRIER	-5066	SCALE	NOT APPLIED

2000 D-186



PLotted: 2-OCT-1987 13:29:55.78

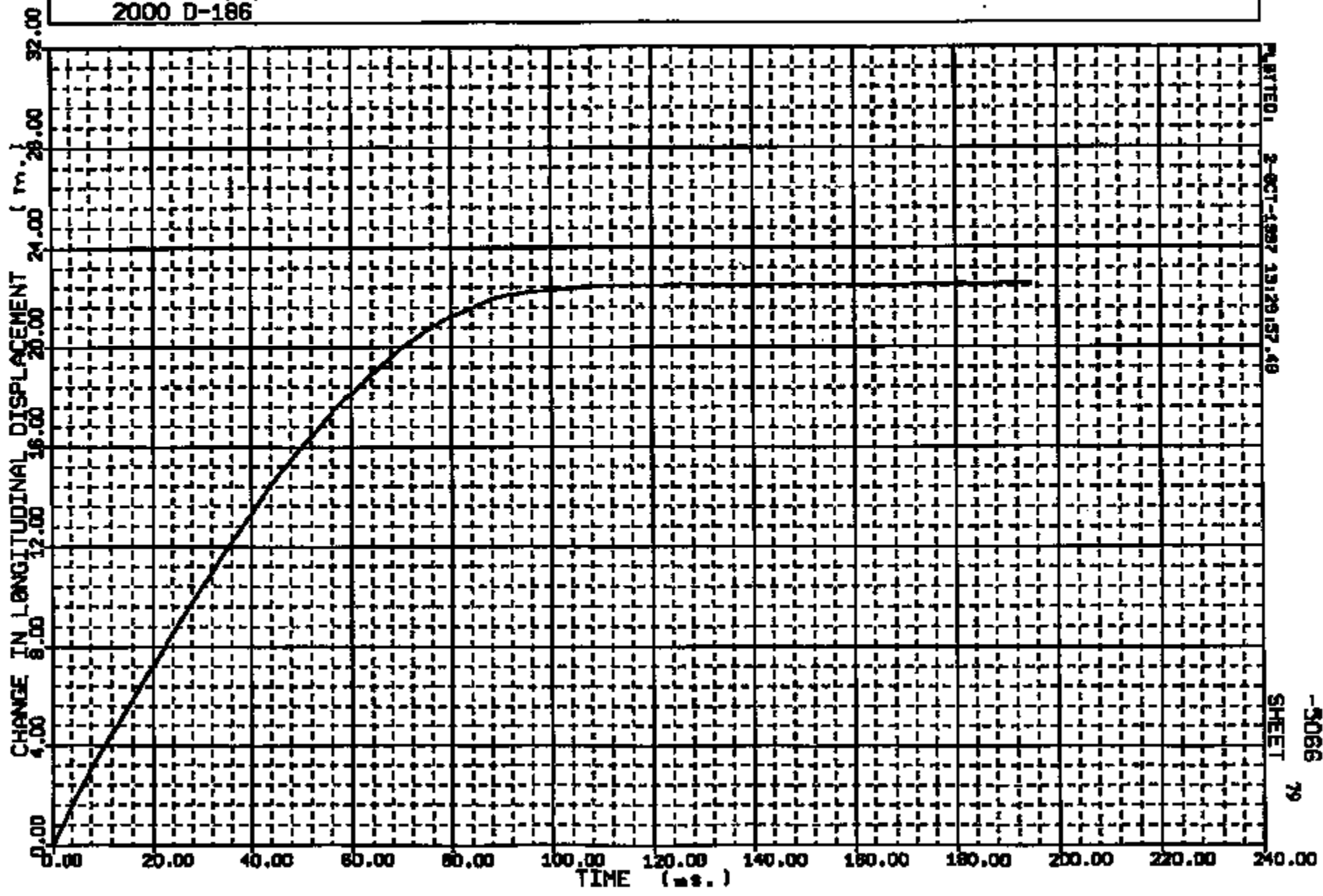
SHEET

-5066 78

CRIS 0010853

Y - AXIS: R/ROCKER AT B-PILLAR WRT R/GROUND REFERENCE MAX = 22.57 at 152.00 MIN = 0.0000E+00 at 0.00

RUN NO.	FACILITY	TEST ORDER NO.	FILM ANALYSIS METHOD	PITCH CORRECTION
10853	BARRIER	-5066	SCALE	NOT APPLIED
2000 D-186				



CRTS 0010853

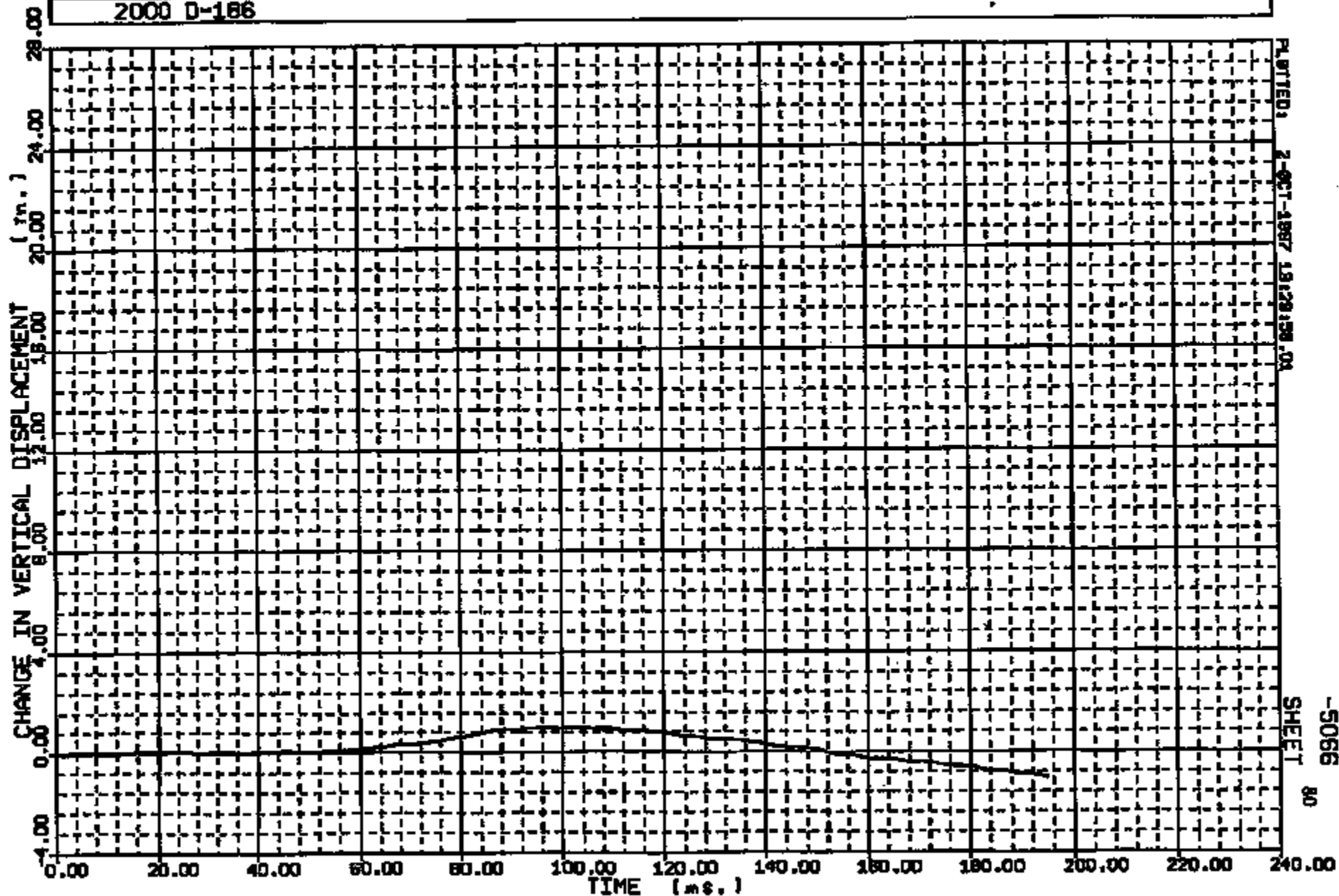
PLAYED 2-OCT-1997 13:29:57.49

SHEET 79

-5066

Y - AXIS: R/ROCKER AT B-PILLAR HRT R/GROUND REFERENCE MAX = 0.9973 at 94.00 MIN = -1.066 at 193.00

RUN NO.	FACILITY	TEST ORDER NO.	FILM ANALYSIS METHOD	PITCH CORRECTION
10853	BARRIER	-5066	SCALE	NOT APPLIED
2000 D-186				



CRTS 0010853



Name : 10853002 . JF3


CRTS 0010853



10053002.JPG

Name :

CRTS 0010853




10853003.020

CRTS 0010853



Number 10853004.JPG


CRTS 0010853



10853005.JPG

Image 1


CRTS 0010853



10853006.JPG

Frame 1

CRTS 0010853




Name: 10853007.JPG

CRTS 0010853



Name: 108E3088.JPG



5066

10853009 .JPG

Frame 1





Image: 10853010.JPG

CRTS 0010853



10853011.JPG

CRTS 0010853



Name: 10853012.JPG

CRTS 0010853





Image: 10853013.JPG

CRTS 0010853

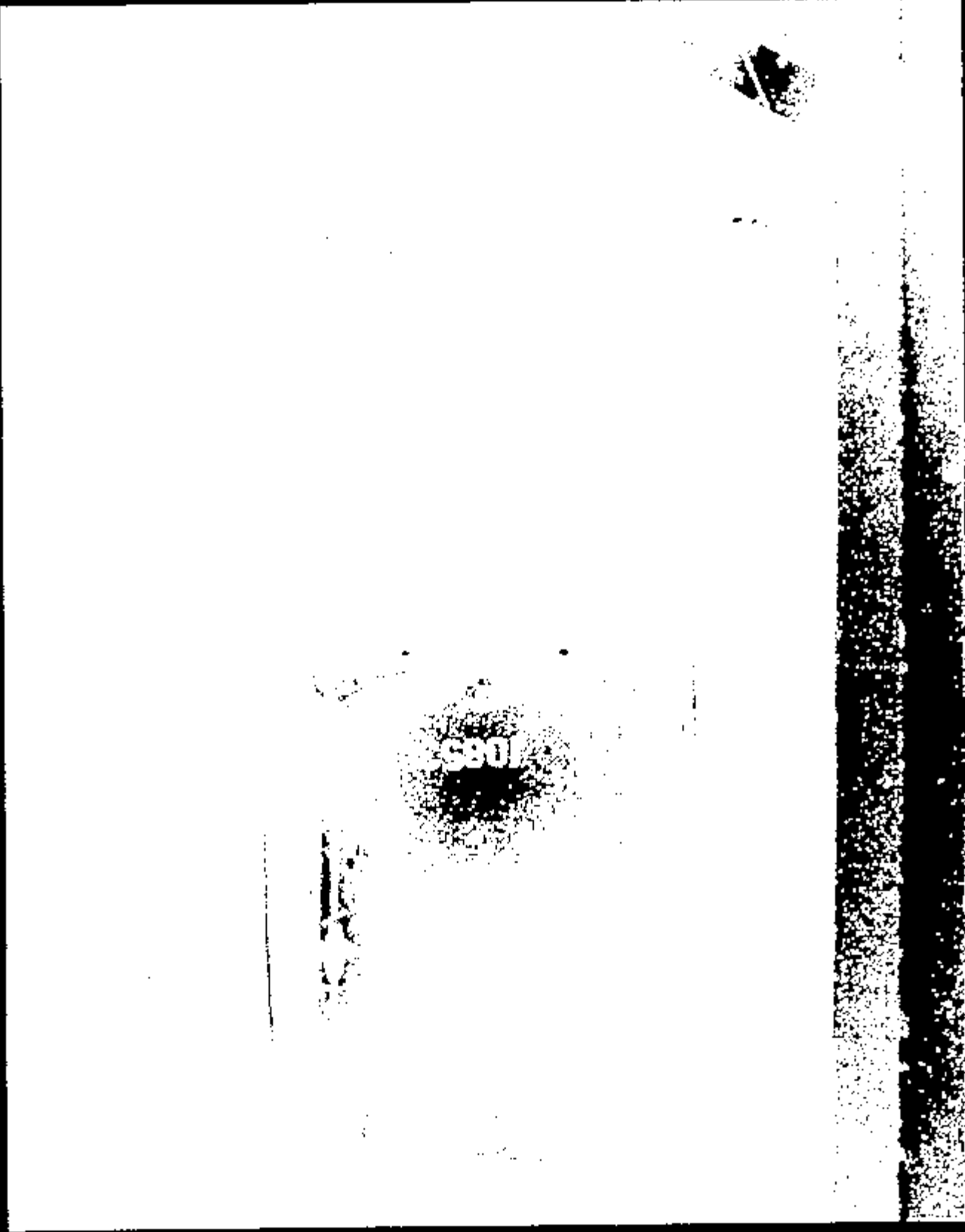


Name: 10853014.JPG


CRTS 0010853

Frame: 10853015.JPG

CRTS 0010853

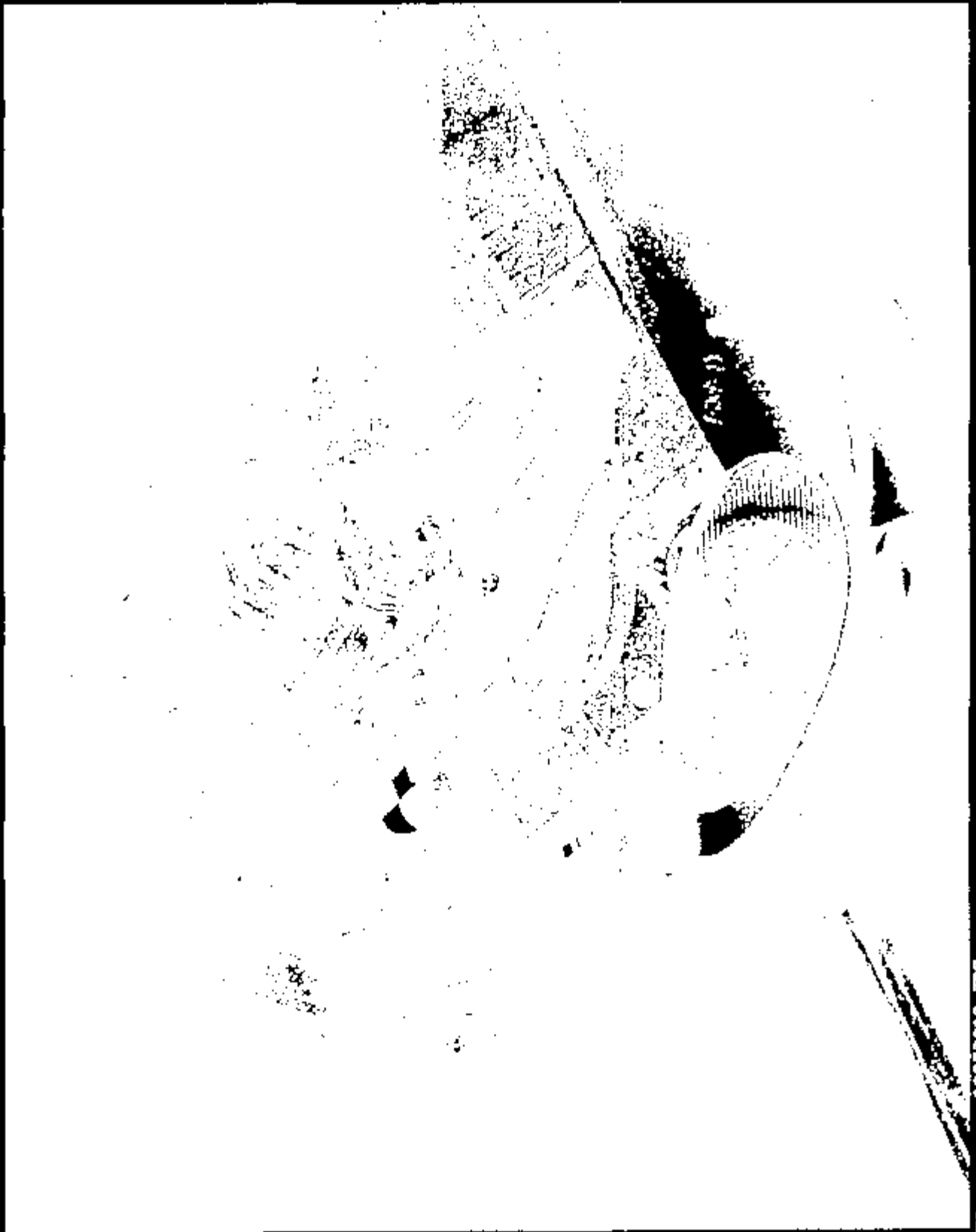


10853016.JPG



FORM 1 10853017 JTB


CRTS 0010853



10853010.JPG

Frame 1

CRTS 0010853



10853019 .JPG

Name:

CRTS 0010853




Image: 10853020.JPG

CRTS 0010853



Frame 1 10085021.JPEG

CRTS 0010853


Name : 10853022.JPG

CRTS 0010853



10853023.JPG

CRTS 0010853



10853024.JPG

Name:

CRTS 0010853





Image: 10853025.JPG

CRTS 0010853



Name: 10853026.JPG

CRTS 0010853

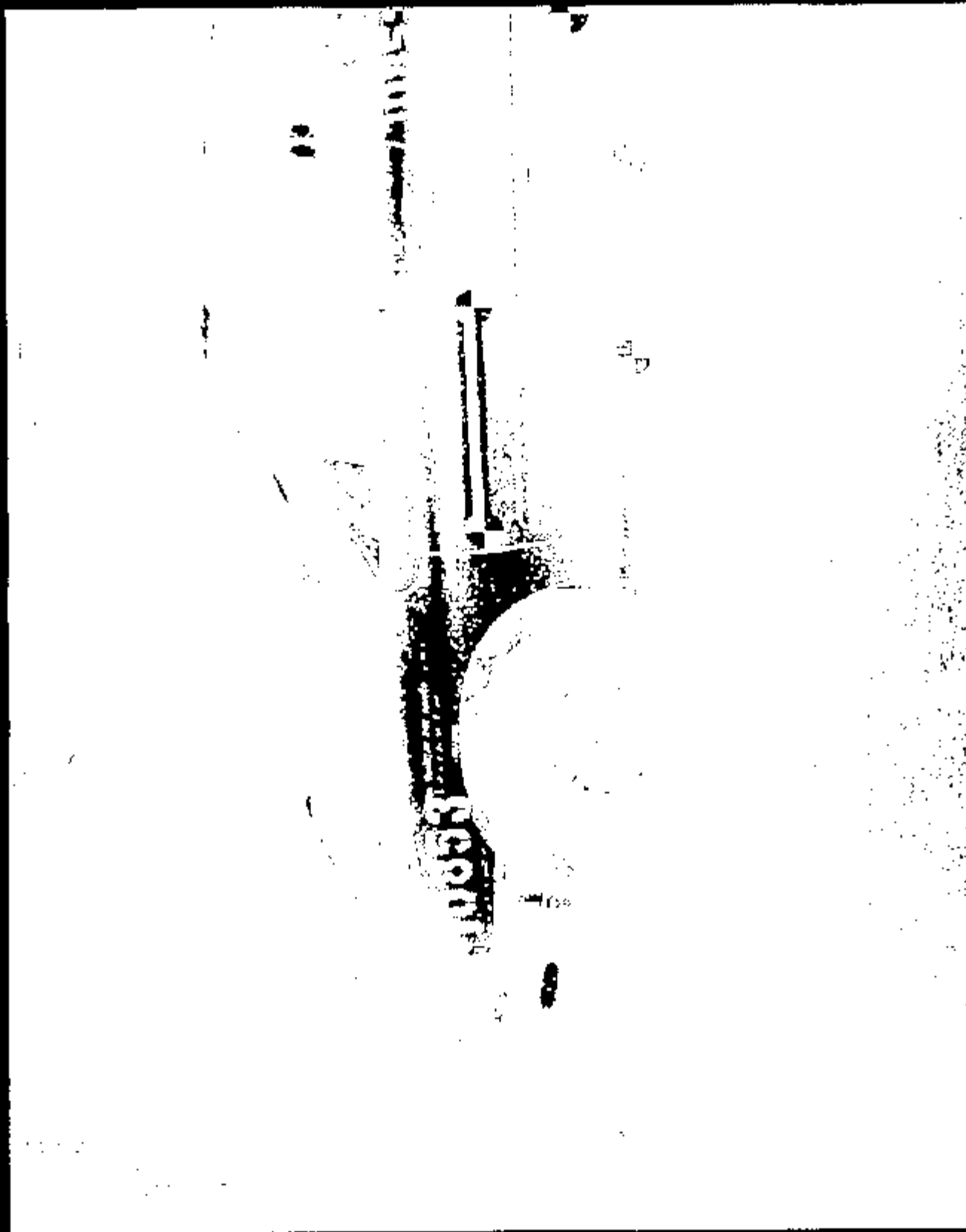




Image : 10853027.JPG

CRTS 0010853



10851028.JPG

Image 1



Name: 10853029.JPG




Image : 10853030.JPG



10853033.JPG

Page 1

CRTS 0010853



Name: 10853032.JPG

CRTS 0010853



Image: 10853033.JPG



Name : 10853034.JPG

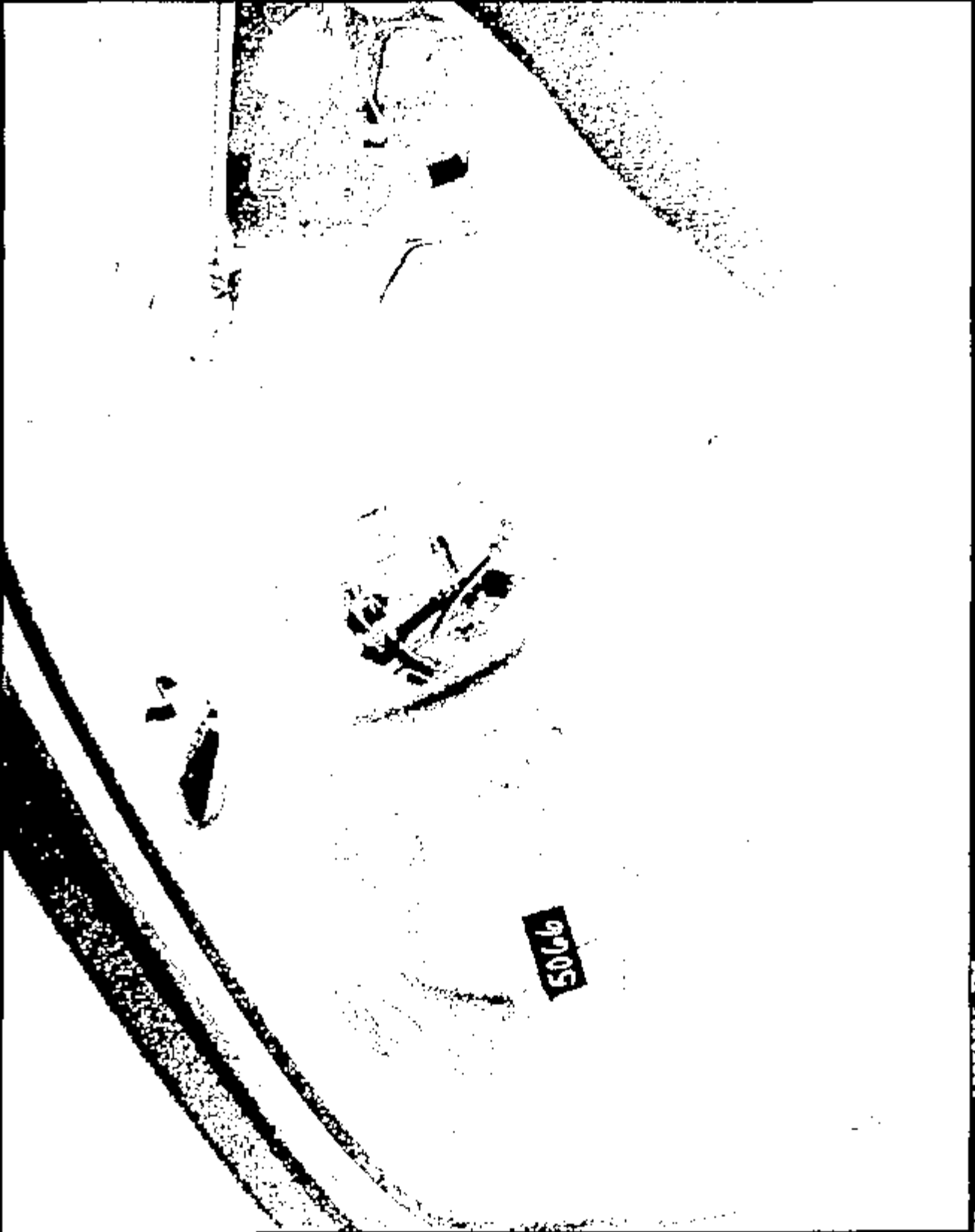



Image: 10853035.JPG



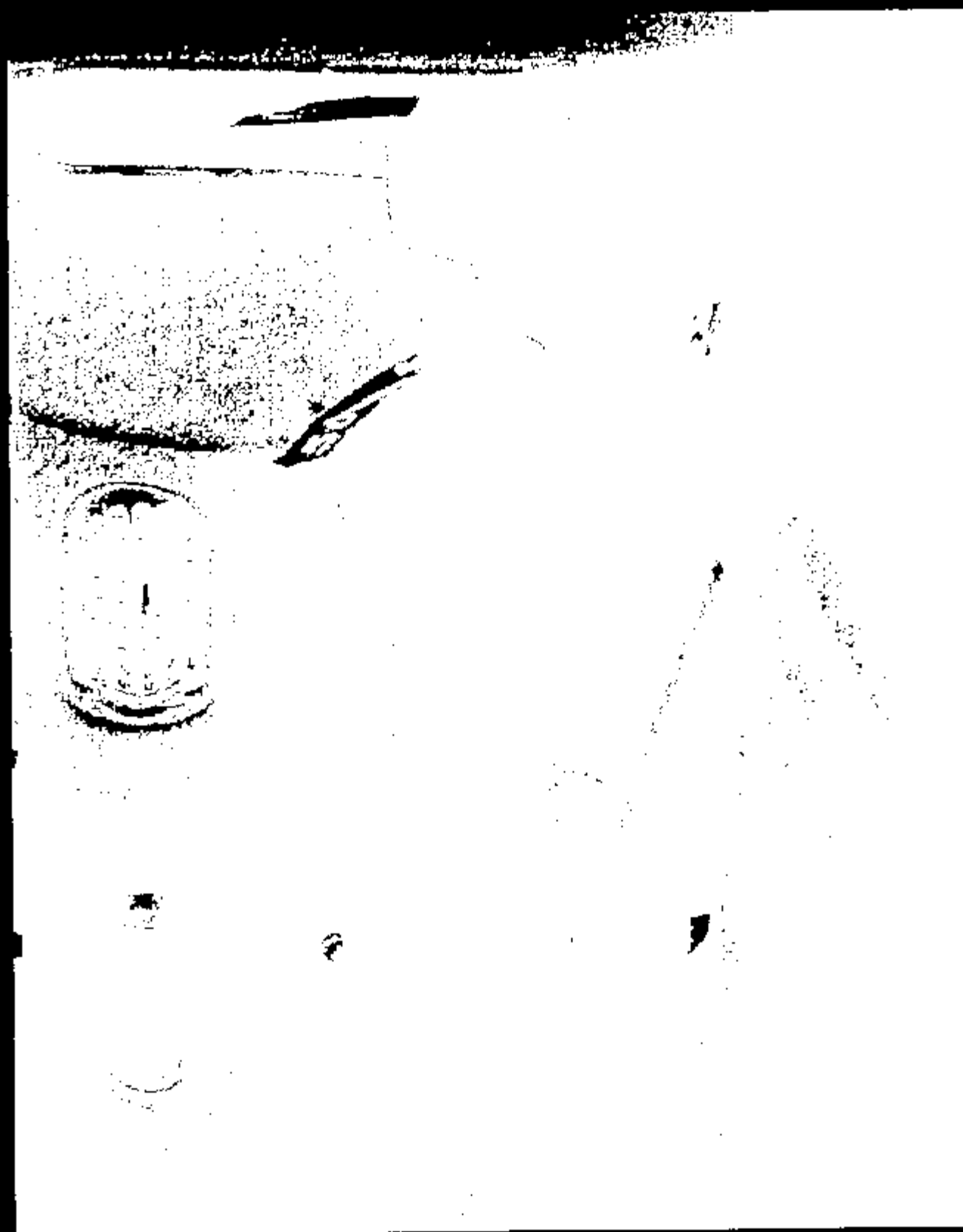
Name: 10853036.JPG

CRTS 0010853



10853037.JPG

CRTS 0010853



10853038 .JPG

Frame 1

CRTS 0010853




Image: 10853039.JPG

CRTS 0010853



Frame: 10053040.JPG

CRTS 0010853



10853041.JPG

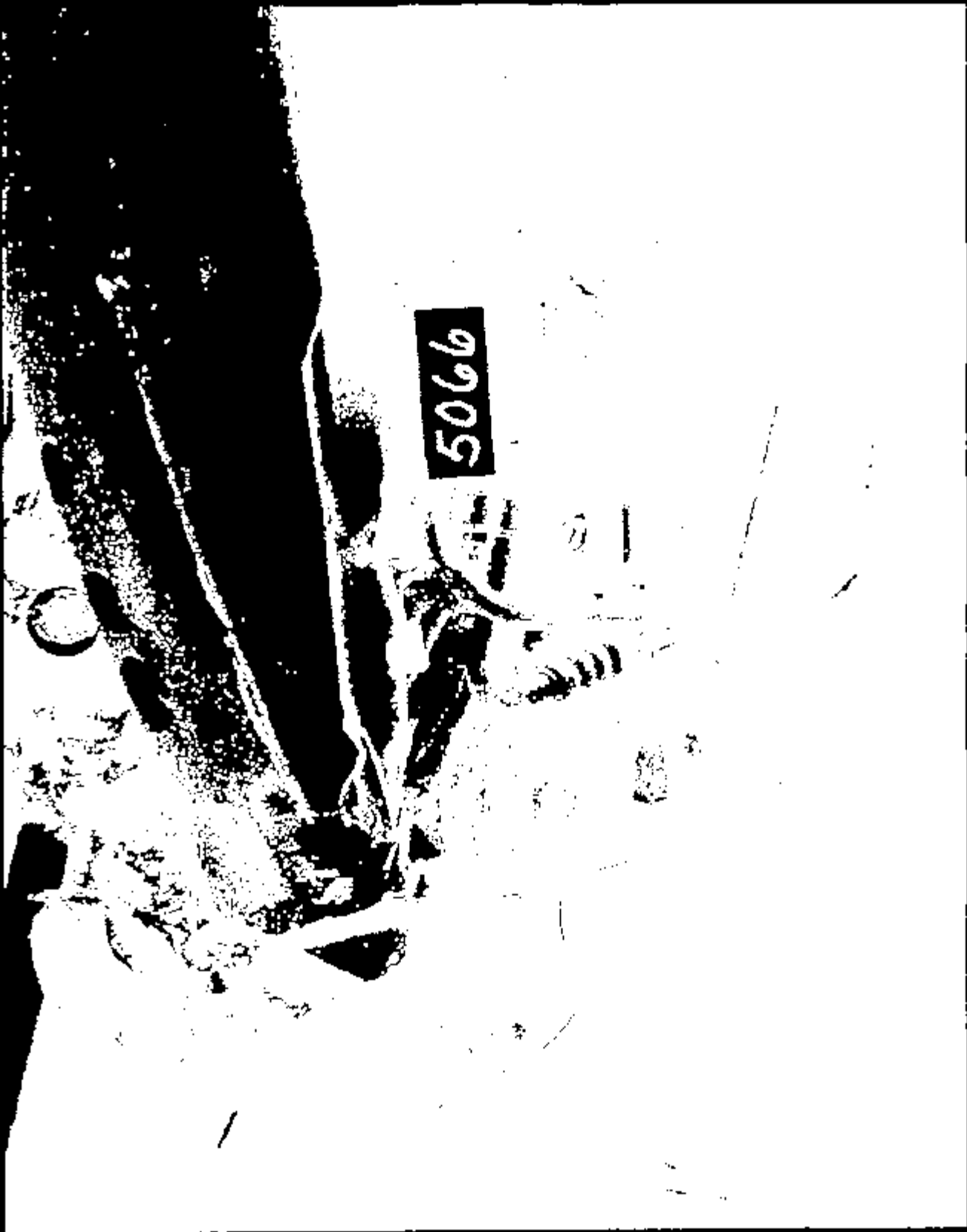
Image 1

CRTS 0010853



Image: 10853042.JPG

CRTS 0010853



5066

DRG: F4053043.JPG

100001

CRTS 0010853






Image: 10893044.JPG


CRTS 0010853



Menu: 10853045.JPG




Name: 10853045-JDG



Name : 10853047.JPG

CRTS 0010853



Name: 10855048.JPG

CRTS 0010853



Image 1 10853049.JPG



Image: 1085385D.JPG

CRTS 0010853



Name: 10853051.JPG

CRTS 0010853



10853052.JPG

CRTS 0010853



10853053

10853053

10853053

10853053.JPG



Name : 10853054.JPG

CRTS 0010853



Name : 10853055.JPG



FILE 95051801

Frame 1

CRTS 0010853

TEST AUTHORIZATION

TEST ORDER NUMBER TA5066 ✓

TO: J. Kiledonik		CC: D. - FOLSIANES N. - HAMILTON R. - BINGMANN E. - Mueller G. J. Schleicher J. - WEATHERBY C. - ... D. - Kirby H. I. Lucito N. E. Vimerick		REQUEST DATE	REQUESTED COMPLETION DATE 09-26-97
TITLE OF TEST 2000 D186 22 mph 30 Deg Right Angular Impact ✓		VEHICLE NUMBER OR OTHER IDENTIFICATION 313T317		REQUEST NUMBER TA5066	PROBLEM NUMBER N/A
TYPE OF TEST <input checked="" type="checkbox"/> VEHICLE <input type="checkbox"/> MENCH <input type="checkbox"/> LABORATORY <input type="checkbox"/> OTHER		VEHICLE MODEL & YEAR Dodge Ram 1500		PARTS DUE DATE 09-19-97	
ENGINE NO. DISPL. CARR. S.O.E. 2V		TRANSMISSION AXAN		PRODUCT OR ENG. LETTER CDC-0261	
TYPE OF FUEL N/A		AXLE RATIO N/A		DISPOSITION OF PARTS Forward	
CONVERTER N/A		IGNITION TIMING N/A		PLACEMENT REQUIRED? <input type="checkbox"/> YES <input checked="" type="checkbox"/> NO CODE	
FRAMCASE OIL AND CAPACITY N/A		TIRE SIZE AND PLY RATING -N/A		REPORT CATEGORIES <input checked="" type="checkbox"/> ENGINEERING <input checked="" type="checkbox"/> DATA <input checked="" type="checkbox"/> RAW DATA	
VEHICLE TEST WEIGHT FRONT 2310 REAR 1996 TOTAL 4306		TIRE PRESSURE FRONT 30 REAR 30		MAIL REPORT TO: ROOM ND1232 BLDG 2	

- OBJECT OF TEST: D186 Sensor Development
- TEST PROCEDURE: CMS-00
- NUMBER OF SAMPLES: 1
- RUNS PER SAMPLE: 0
- ITEMS TO BE TESTED:
DESCRIPTION
D186 AP

PART NOS

1MELK9080623537 ✓

(01)

REGISTRAR DEPT NO Y351	WORK ORDER/WORK TASK F09	ISSUED/REQUESTED BY EMING	PHONE 86185	APPROVALS ROLAND	TEST TYPE	RISK	SIGN-OFF DATE
---------------------------	-----------------------------	------------------------------	----------------	---------------------	-----------	------	---------------

REQUESTER: DO NOT WRITE BELOW THIS LINE

WORK STANDARD'S NUMBER	TITLE 2000 D186 22 mph 30 Deg Right Angular Impact
------------------------	---

MANDATORY				OPTIONAL					
TEST ORDER #	CATEGORY	DEPT SECT	EST COMP DATE	PEO	TEST ENG'LS INST	UNITY CODE	TEST ORDER DATE	LIBR CODE	PROD CODE
TA5066	4	T857		X		CRASH			
PERFORMING SECT.	HOURS	MATERIAL COST	COMP. COST	PARTS DUE DATE	EST START DATE	EST COMP DATE	STATUS	COMPLETE	
DESIGN	0	\$	\$						
ENGINEERING	0	\$	\$						
TECHNICAL	0	\$	\$						
TOTAL	0	\$	\$						

TEST DEFINITION WORKSHEET

KURT L. EWING

12-SEP-97 15:24

TEST ORDER: TA5066

TEST PROCEDURE: CRS-00

REQUESTER'S COMMENTS:

TEST OBJECTIVE:

Advanced Restraint Sensor Development

CUSTOM TEST SETUP:

Impact vehicle into rigid 30 degree right angular barrier @ 22 mph.

RATED FUEL CAPACITY:

N/A

RATED LOADING LOAD:

200 lb.

OCCUPANT TYPE:

Left Front: 50th Hybrid II
Rgt. Front: 50th Hybrid II

RESTRAINT SYSTEM:

BELT	PYRO BELT	FRONTAL BAG	SIDE BAG
-----	-----	-----	-----
Left Front:	-----	None	-----
Rgt. Front:	-----	None	-----

Left Front:

Rgt. Front:

DUMMY POSITIONING:

ST-14

DRIVER FOOT REST: N

SENSOR SYSTEM:

Monitor sensor outputs. See sensor map & instrumentation request.

SEAT POSITION:

Long.	Vert.	Seat Back Angle
-----	-----	-----
Left Front:	Mesh Mid	Full Down
Rgt. Front:	Mesh Mid	Full Down
		26.3 (From Trim)
		26.3 (From Trim)

SEAT PACKAGE CHECK REQUIRED ? No

DIMENSIONAL ANALYSIS: None.

FILM ANALYSIS:

Left & Right dummy head WRT Rocker @ B-Pillar.
Rocker @ B-Pillar WRT Ground.

STILL PHOTO:

Std. Pre & Post Test Photographs

TEST DEFINITION WORKSHEET

KURT L. EWING

12-SEP-97 15:24

TEST ORDER: TA5066

TEST PROCEDURE: CRS-00

Close ups of sensor instrumentation on vehicle front and

HIGH SPEED PHOTO:

1.	Offboard	Overall	Left
2.	Offboard	Overall	Right
3.	Offboard	Dummy Kinematics	Left
4.	Offboard	Dummy Kinematics	Right
5.	Offboard	Overall	Overhead
6.	Offboard	A-Pillar Forward	Overhead

 Total Onboard Cameras = 0
 Total Offboard Cameras = 6

 Total Cameras = 6

Number Of Film Copies: 1

Digitized Film: Dummy Kinematics Left
 Dummy Kinematics Right

SPECIAL BUILD INSTRUCTIONS

-
1. Remove air bags.
 2. Remove hood.
 3. May remove door trims and side glass (for adding shot bags to doors if needed to achieve test weight).
 4. Rear spring supports acceptable (if needed to achieve ride heights).

WEIGH UP INSTRUCTIONS:

 Curb Weight: Front=2131 Rear=1163 Total Curb=3293
 Test Weight: See Test Authorization Page 1.

Do NOT Place Weight: Front Floor
 MAY Remove To Lighten Vehicle: Deck Lid, Rear Lamps, Carpet
 Interior Trim

Max. Added Weight to Engine: 75 lb. Allowed.

Front Test Weight Tolerance: +10 -0
 Rear Test Weight Tolerance: +15 -0

TEST DEFINITION WORKSHEET

KURT L. EWING

12-SEP-97 15:24

TEST ORDER: TA5066

TEST PROCEDURE: CRS-00

RIDE HEIGHTS:

Weight vehicle to test weight specified on TA cover sheet.
 Level rocker WRT ground. Consult requestor as needed:
 Rear spring supports acceptable.

CONTACTS:	NAME	PHONE	PAGER
Requestor:	K. Ewing --	24-86185	KEWI (313-550-6991)
Bld. Coord:	M. Dandl	24-85498	MDEN (313-705-8101)
Supervisor:	M. Jurosek	32-39958	MJUR (313-705-9990)
GTO:	S. Pingston	39-03809	SPIN (313-780-3922)

{1{p

TEST ENGINEERS COMMENTS:

LAB COMMENTS:

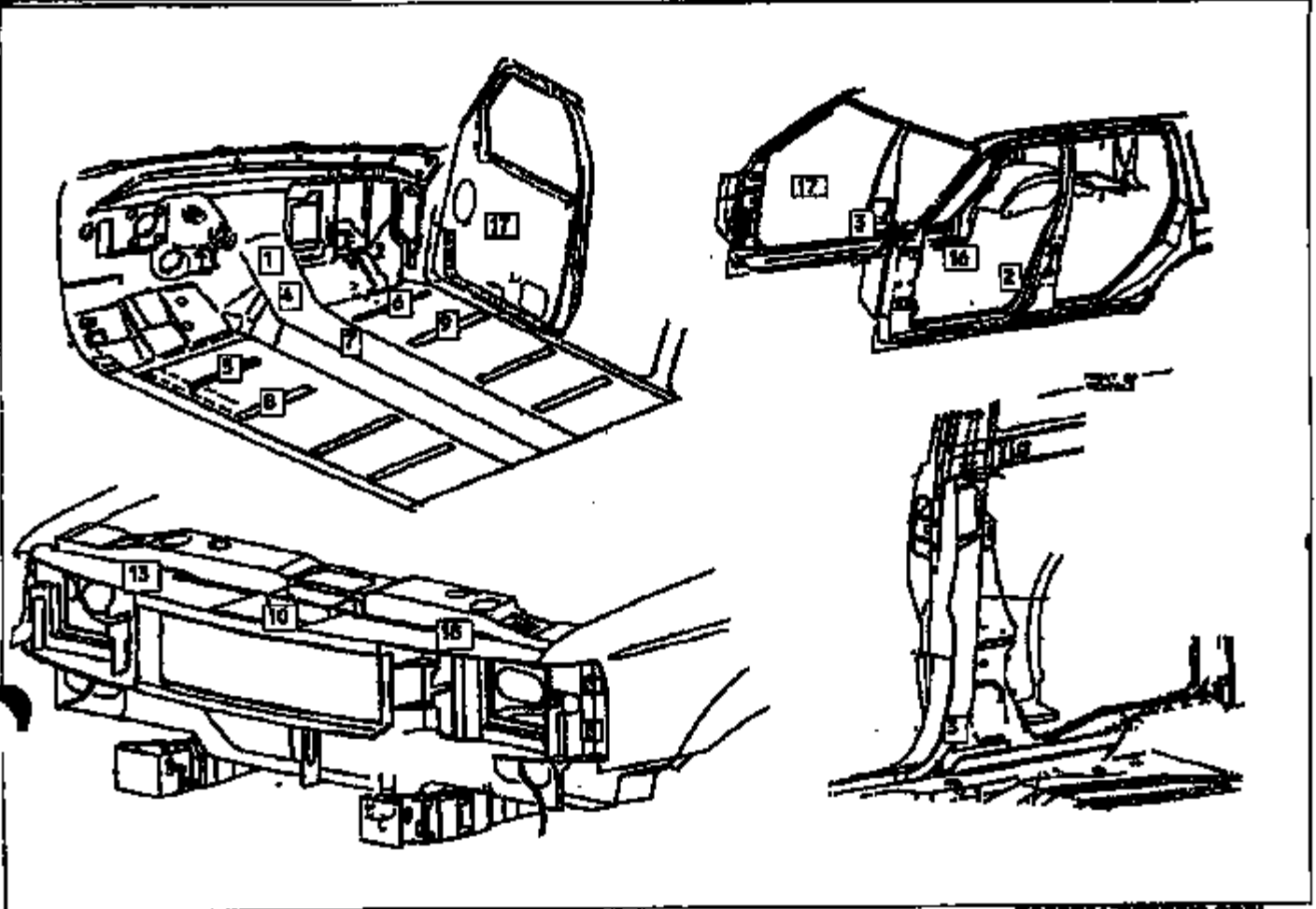
FINAL COMMENTS:

REQUESTERS FINAL COMMENTS:

Program: D188
 Vehicle ID: DC0423
 Build level: AP
 Test Mode: 22mph 30° Right

SENSOR MAP

Engineer: Erich Kernnitz
 Phone #: 24-81602
 Date: 9/16/97
 Time: 7:31 AM

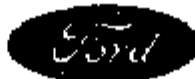


Sensor Callouts only

Location Name	Supplier	Output	Normal (+/-)	Max/Min	Serial #	
1 FRT_FLOOR_PAN_B_C/L (LHD RCH Location)	_ACD NORCH	Pass Bag Squib #2	0	5-7	W007	
		Pass Bag Squib #1	0	5-7	W007	
		Dr Bag Squib #2	0	5-7	W007	
		Dr Bag Squib #1	0	5-7	W007	
		Ground				
		Status	6			
1 FRT_FLOOR_PAN_B_C/L 2 L/S-PLR_LOWER_INNER 3 R/S-PLR_LOWER_INNER 4 FRT_FLOOR_PAN_B_C/L (RHD RCH Location)	_ECS accel	TRIAK On ACD RCH				
		TRIAK				
		TRIAK				
	_ACD accel	Pa. Pret.	0.0 +/-0.6			
		Dr. Bag	0.0 +/-0.6			
		Pa. Bag	0.0 +/-0.6			
		Dr. S. Ba	0.0 +/-0.6			
		Pa. S. Ba	0.0 +/-0.6			
		Dr. Pret.	0.0 +/-0.6			
		Setting	Open			
	_ACD Status	Status	0.0 +/-0.6			

Erich Kernnitz x81602
 AVT Restraints

	Location Name	Supplier	Output	Sensor Channels only		
				Nominal (+/-)	Max/Min	Serial #
4	FRT_FLOOR_PAN_R_C/L	_ECB accel	TRIAK			
	FLR_XMNR_R_L/F_BEAT_C/L	_SN accel	TRIAK			
6	FLR_XMNR_R_R/F_BEAT_C/L	_SN accel	TRIAK			
5	FLR_XMNR_R_L/F_BEAT_C/L	ACD				
6	FLR_XMNR_R_R/F_BEAT_C/L	ACD				
7	C/L_TNL_BETWEEN_F/BEATS	_SN accel	TRIAK			
8	RR_FLR_XMNR_R_L/F_BEAT_C/L	_SN accel	TRIAK			
9	RR_FLR_XMNR_R_R/F_BEAT_C/L	_SN accel	TRIAK			
10	C/RAD UP FRT	_ACD ACD PCB				
10	C/RAD UP FRT	_SN accel	TRIAK			
13	R/RAD UP FRT	_ACD ACD PCB				
13	R/RAD UP FRT	_SN accel	TRIAK			
16	L/F_DOOR_R_DOORBEAM	_SN accel	TRIAK			
17	R/F_DOOR_R_DOORBEAM	_SN accel	TRIAK			
18	L/RAD UP FRT	_SN accel	TRIAK			
18	L/RAD UP FRT	_SN ACD PCB				



STANDARD COPY
REV. NO. 1-7-12
2018

FINAL TEST REPORT

CONFIDENTIAL

**Global Test Operations
Advanced Vehicle Technology**

TO: J. Boland

Test Order No. T-A5065
Work Task W. O. No. F09
Test Date 10/9/97
Date Reported 1/15/98
Sheet 1 of 83

SUBJECT: Crash Test 10861 (90° Front Bumper Override Impact at 30.1 ± 0.4 mph, 48.4 ± 0.6 km/h) - 2000 Sable (D186) 4-D-Door Sedan


REQUESTED BY: Vehicle Safety and CAE Department, Advanced Vehicle Technology - K. Ewing

OBJECT: To obtain development data relative to air bag system sensors.

SUMMARY OF TEST RESULTS: See Section 1.0 for air bag system sensor data.



S. Pingston
Test Development Engineer



Concur: R. Burns
Section Supervisor
Operations Engineering Section

VEHICLE DATA:

Make and Model 2000 Sable (D186) 4-Door Sedan
ID Numbers 1MELM50J6V623556, 313-T-313, DCQ424
Power Train 3.0L, EFI, Automatic (A84N) Transaxle
Fuel Tank(s) Test Condition: Empty
Front Seat(s) Type: Bucket
 Cover: Cloth
 Tracks/Position: LF: 6-Way Power/Mechanical Mid
 and Down
 RF: Manual/Mechanical Mid
 Seat Backs/Position: Adjustable/Not Measured
 Head Restraints/Position: Adjustable/Up
Restraint System LF & RF: None Used
Occupants LF & RF: 50th Percentile Male, Hybrid II,
 Uninstrumented
Test Weight Front: 2320 lb (1052 kg)
 Rear: 2003 lb (909 kg)
 Total: 4323 lb (1961 kg)
Tires Front: P205/65R15 30 psi (207 kPa)
 Rear: P205/65R15 30 psi (207 kPa)
 Spare: Removed
**Significant Content or
 Accessories:** Air Conditioning, Power Steering, Power Brakes,
 Tilt Steering Wheel

GENERAL TEST COMMENTS:**1. Test Procedure**

The test was performed according to the following Corporate test procedure(s):

Fixed Barrier Collision, ST-14 dated January 15, 1992.

1.1 Vehicle Alignment

The test vehicle was aligned perpendicular and in line to a fixture simulating the rear of a large truck mounted to the fixed barrier face. The fixture was mounted to the fixed barrier such that it's lower edge was 1.5 inches above the vehicle's bumper.

2. Remarks

Crash movies, pre- and post- crash still images of the test vehicle and copies of this report are available only through the Crash Test Operations Section after permission is obtained from the test requesting department. The crash still images are stored on CD ROMs. The file names of the still images are listed under crash number and a three digit sequence number which are 10861001 through 10861045.

TEST RESULTS:**1.0 Sensor Development**

Time histories of the dummy dynamic displacements obtained from Film Analysis are included in this report.

Time histories of the air bag/sensor(s) are included in this report.

Time histories of any requested derived data (i.e. integrations, etc.) were given to the requesting activity and are not included in this report.

2.0 Vehicle Crush, Film Analysis and/or Instrumentation Data

	Maximum Dynamic Longitudinal Crush	
	in.	(mm)
Left Side	34.7	(881)
Right Side	33.8	(859)

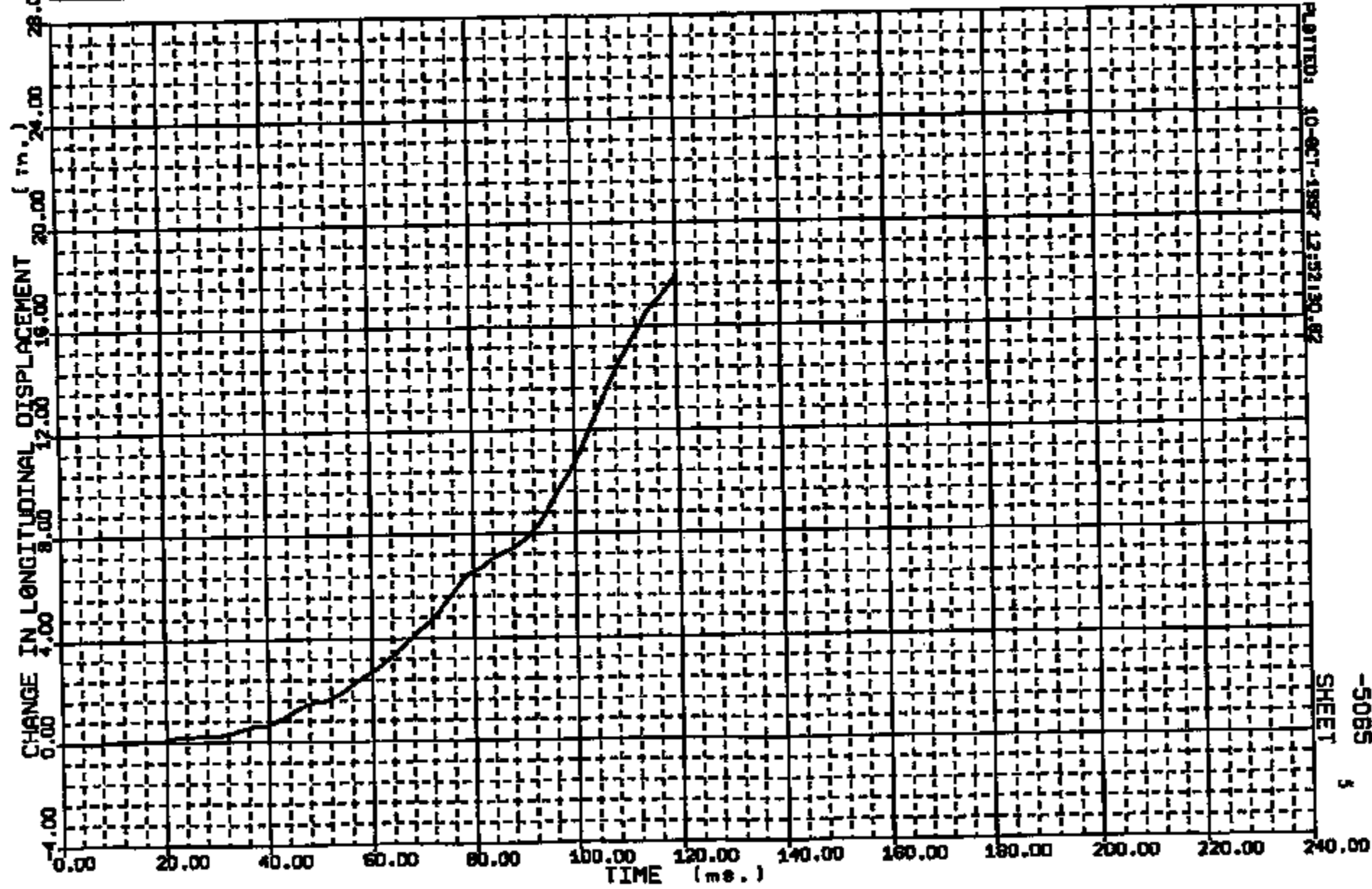
Time histories of the vehicle accelerations and other instrumentation are included in this report.

Time histories of vehicle dynamic displacements obtained from Film Analysis are included in this report.

Time histories of any requested derived data (i.e. integrations, etc.) were given to the requesting activity and are not included in this report.

Y - AXIS: L/S HEAD - DRIVER NRT L/ROCKER AT B-PILLAR MAX = 17.95 at 120.00 MIN = -.5610E-01 at 8.00

RUN NO.	FACILITY	TEST ORDER NO.	FILM ANALYSIS METHOD	PITCH CORRECTION APPLIED
10861	BARRIER	-5065	SCALE	
2000 D-186				



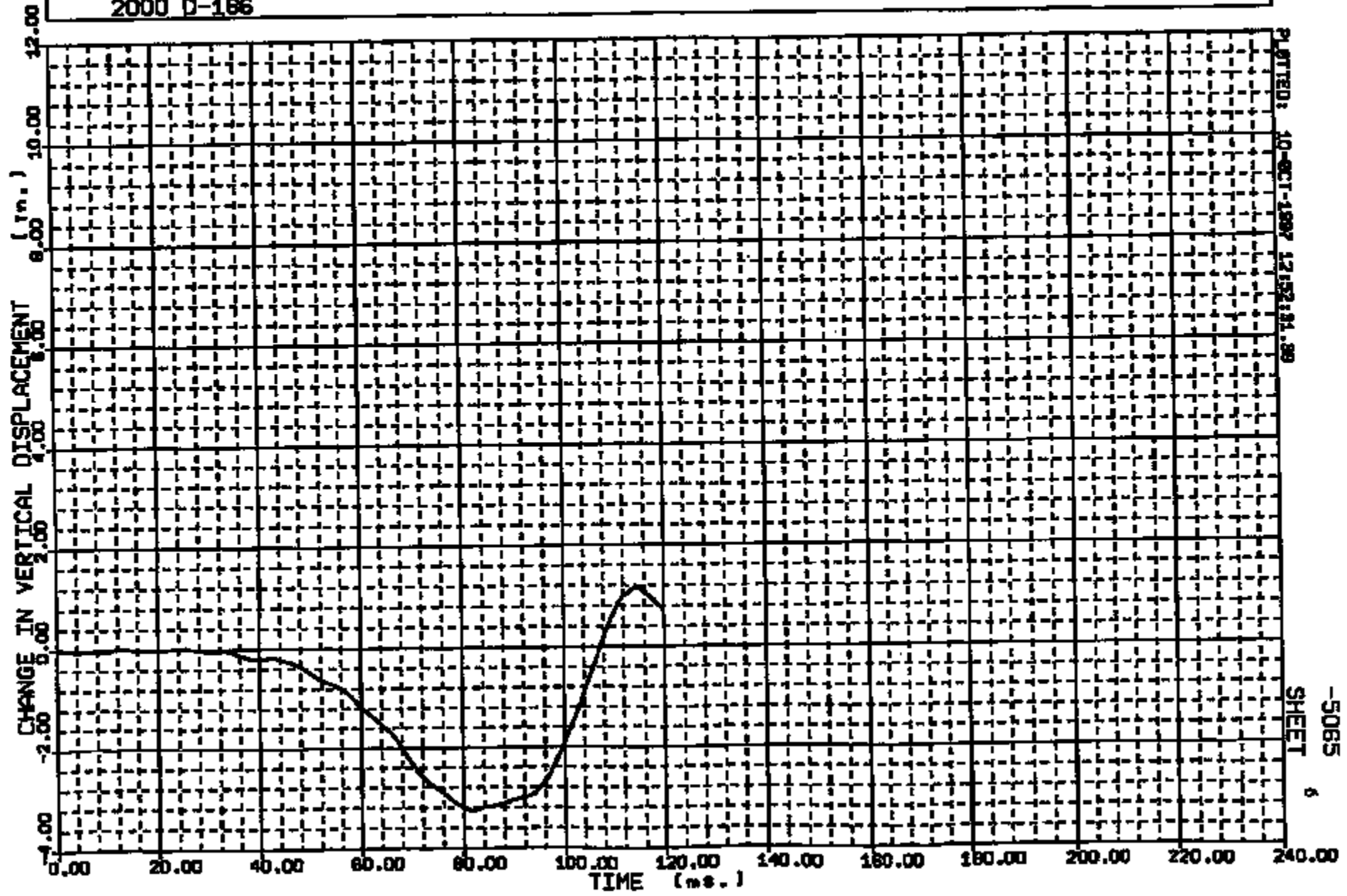
PLotted: 10-OCT-1987 12:52:30.82

SHEET 5

-5065

CRTS 0010861

Y - AXIS: L/S HEAD - DRIVER WRT L/ROCKER AT B-PILLAR		MAX = 1.137		at 115.00	MIN = -3.264	at 62.00
RUN NO.	FACILITY	TEST ORDER NO.	FILM ANALYSIS METHOD	PITCH CORRECTION		
10861	BARRIER	-5065	SCALE	APPLIED		
2000 D-186						



CRTS 0010861

PLATED: 10-OCT-1997 12:52:31.89

SHEET 6

-5065

Y - AXIS: R/S HEAD - PASSENGER WRT R/ROCKER AT B-PILLAR MAX = 21.40 at 129.00 NDN = -.5744E-01 at 3.00

RUN NO.	FACILITY	TEST ORDER NO.	FILM ANALYSIS METHOD	PITCH CORRECTION
10861	BARRIER	-5065	SCALE	APPLIED
2000 D-186				

CRTS 0010861

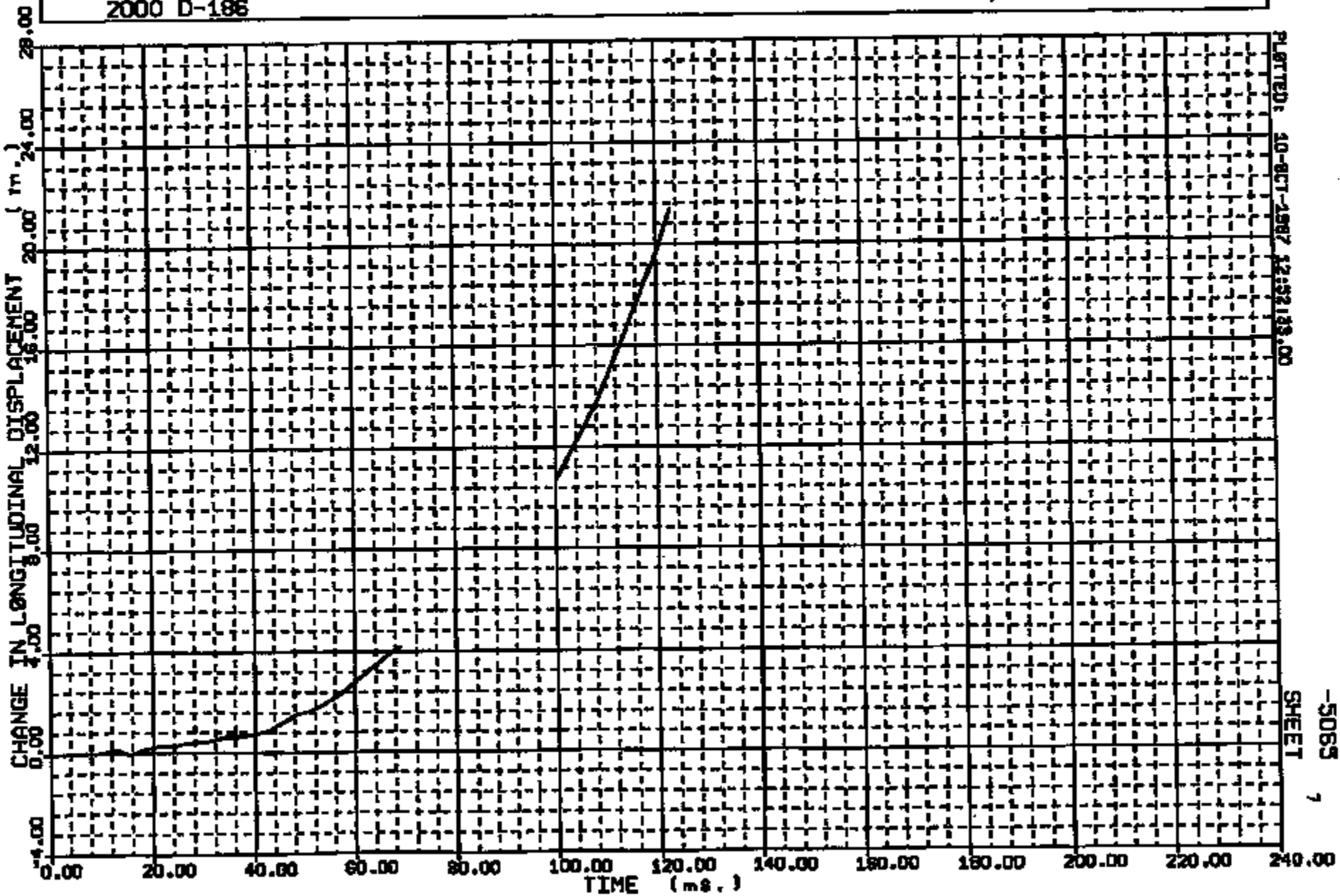


PLATE NO. 30-8CT-1987 12:52:13.00

SHEET

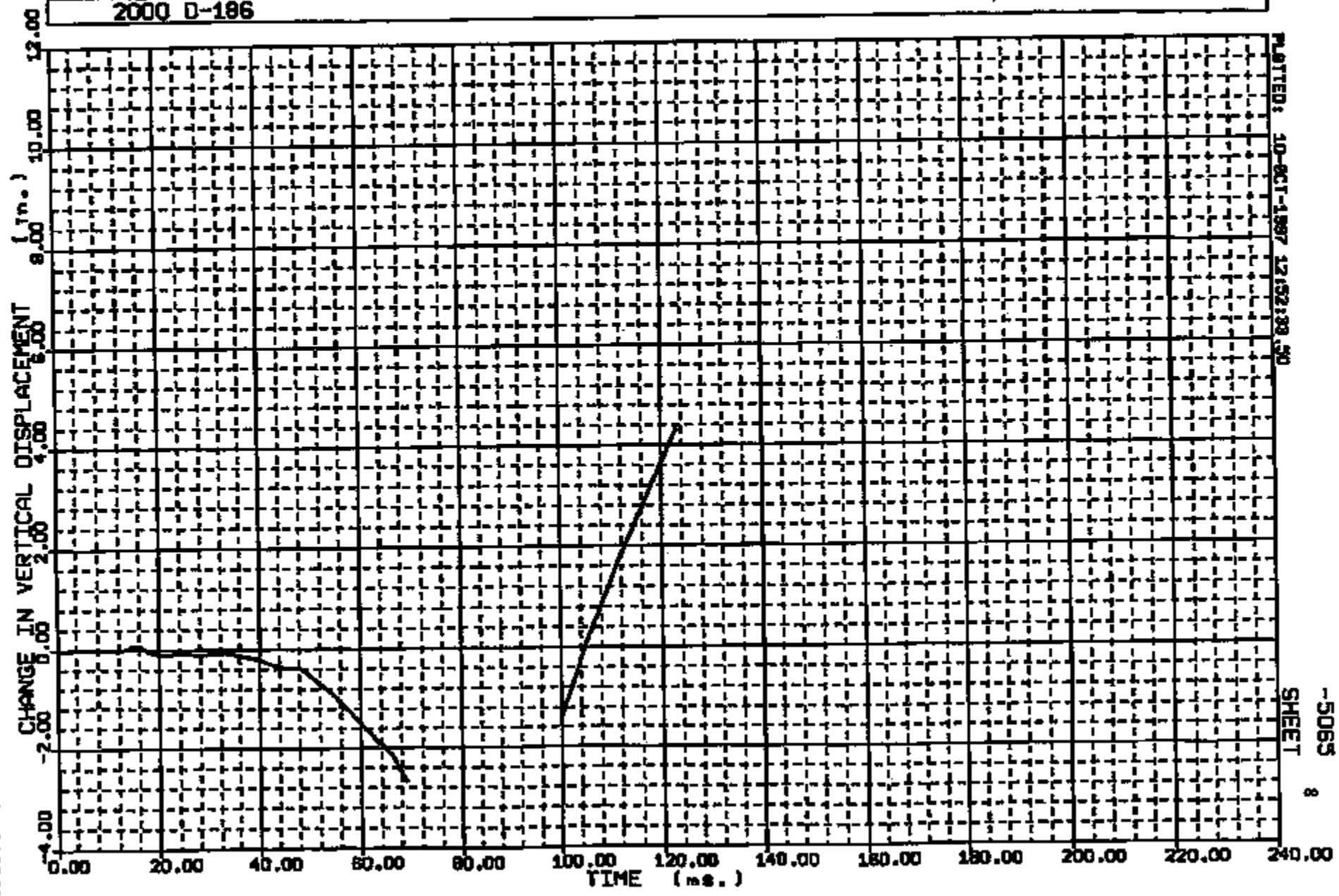
-5065

7

Y - AXIS: R/S HEAD - PASSENGER WRT R/ROCKER AT B-PILLAR MAX = 4.930 at 123.00 MIN = -2.690 at 69.00

RUN NO.	FACILITY	TEST ORDER NO.	FILM ANALYSIS METHOD	PITCH CORRECTION
10861	BARRIER	-5065	SCALE	APPLIED

2000 D-186



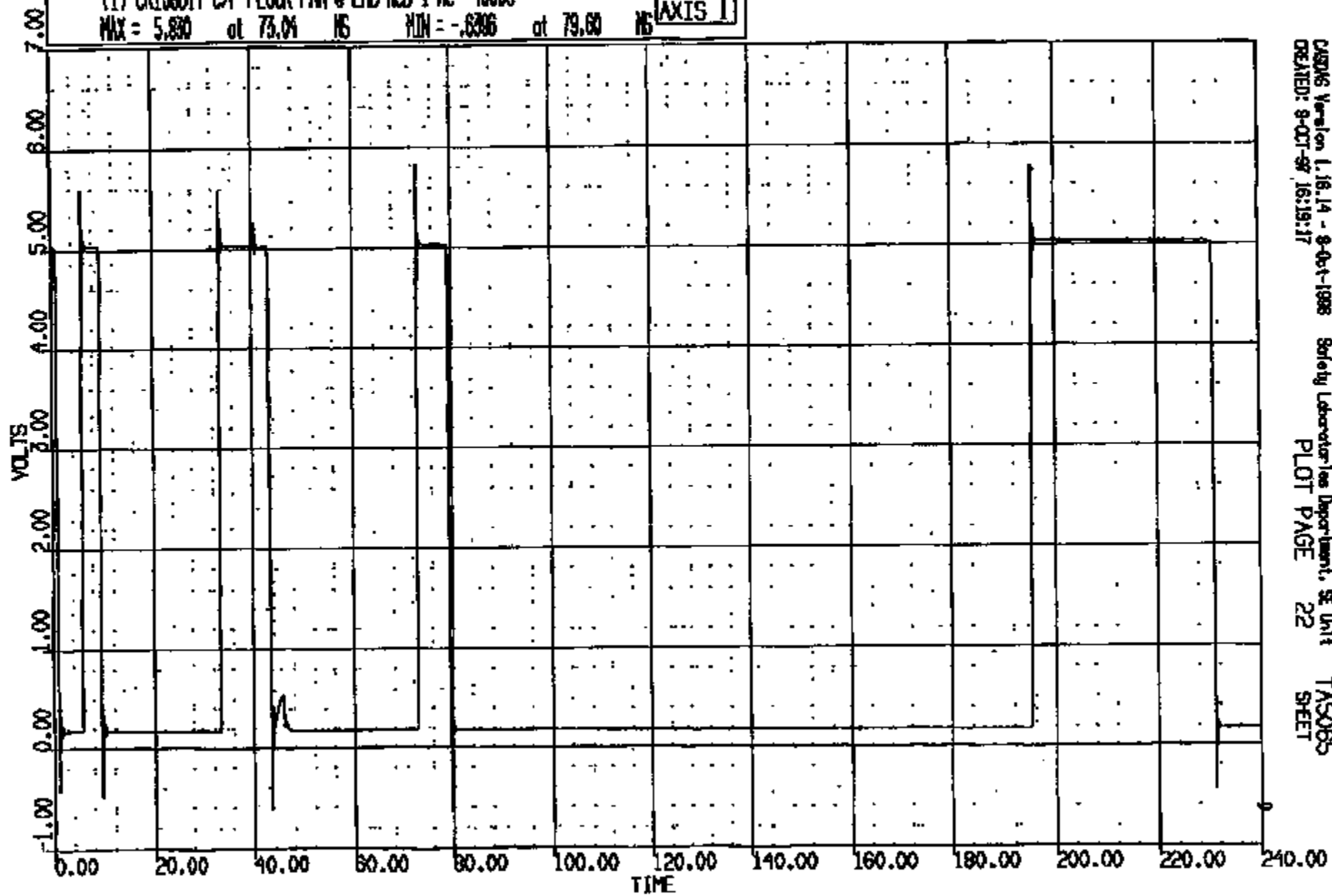
CRTS 0010861

PLATED: 10-061-1997 12:52:39.50

SHEET 8
-5065

CR R: 10861 TO: TA5085 DATE: 071008 16:44:34
189X DN-101 UNKNOWN

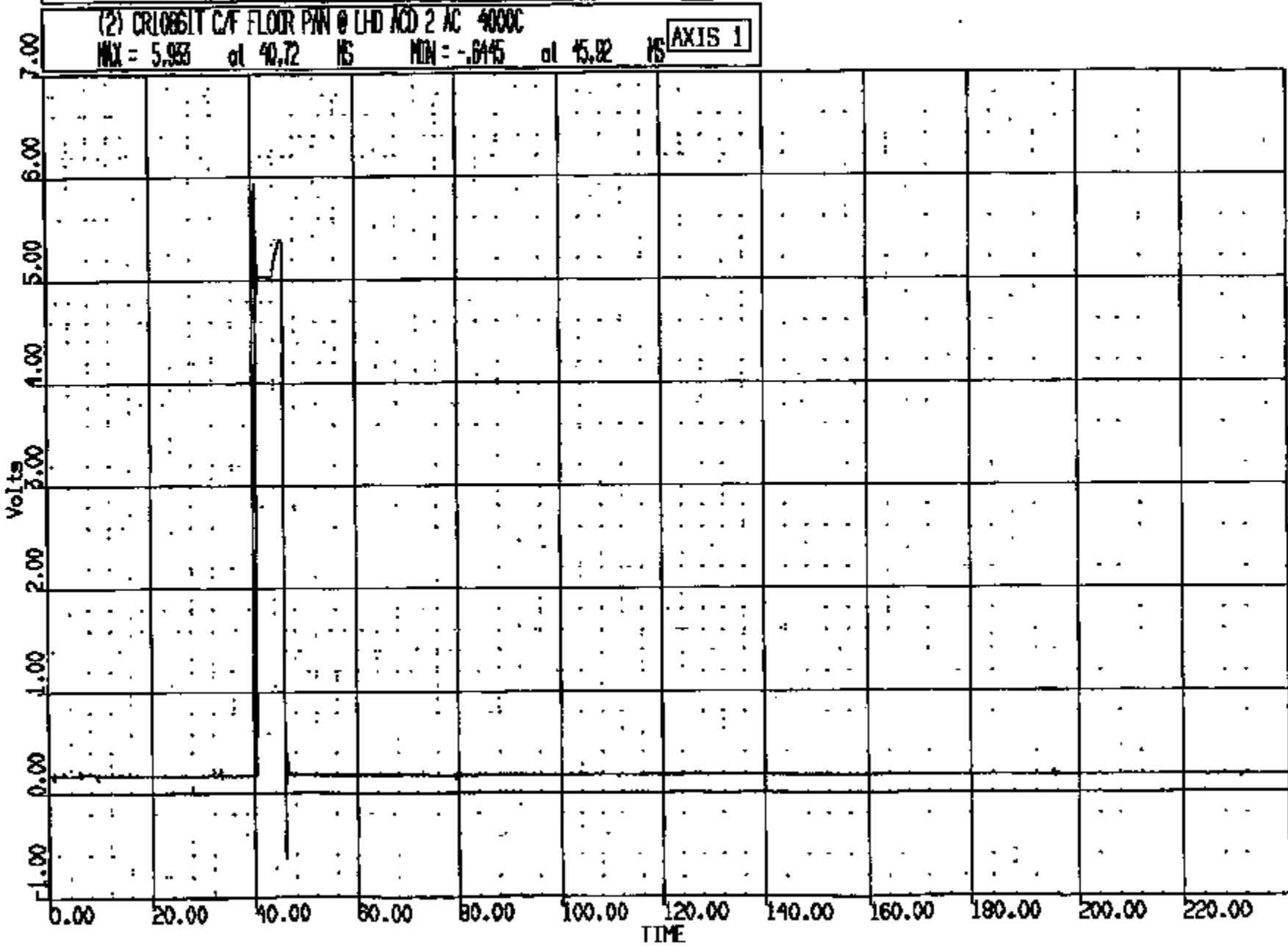
(1) CR10861 C/F FLOOR PAN @ LHD ACD 1 AC 4000C
MAX = 5.890 at 73.04 NS MIN = -.6306 at 79.60 NS **AXIS 1**



CASIMS Version 1.16.14 - 8-Oct-1998 Safety Laboratory Department, SE Unit
CREATED: 9-OCT-97 16:19:17 TASA085
PLOT PAGE 22 SHEET

CRTS 0010861

CR #: 10861 TO: T45065 DATE: 871008 15:44:34
199X ON-101 UNKNOWN



CRTS 0010861

CRSOS Version 1.16.14 - 8-Oct-1986 Safety Laboratory Department, SE Unit T45065
CREATED: 8-OCT-87 16:18:18 PLOT PAGE 25 SHEET

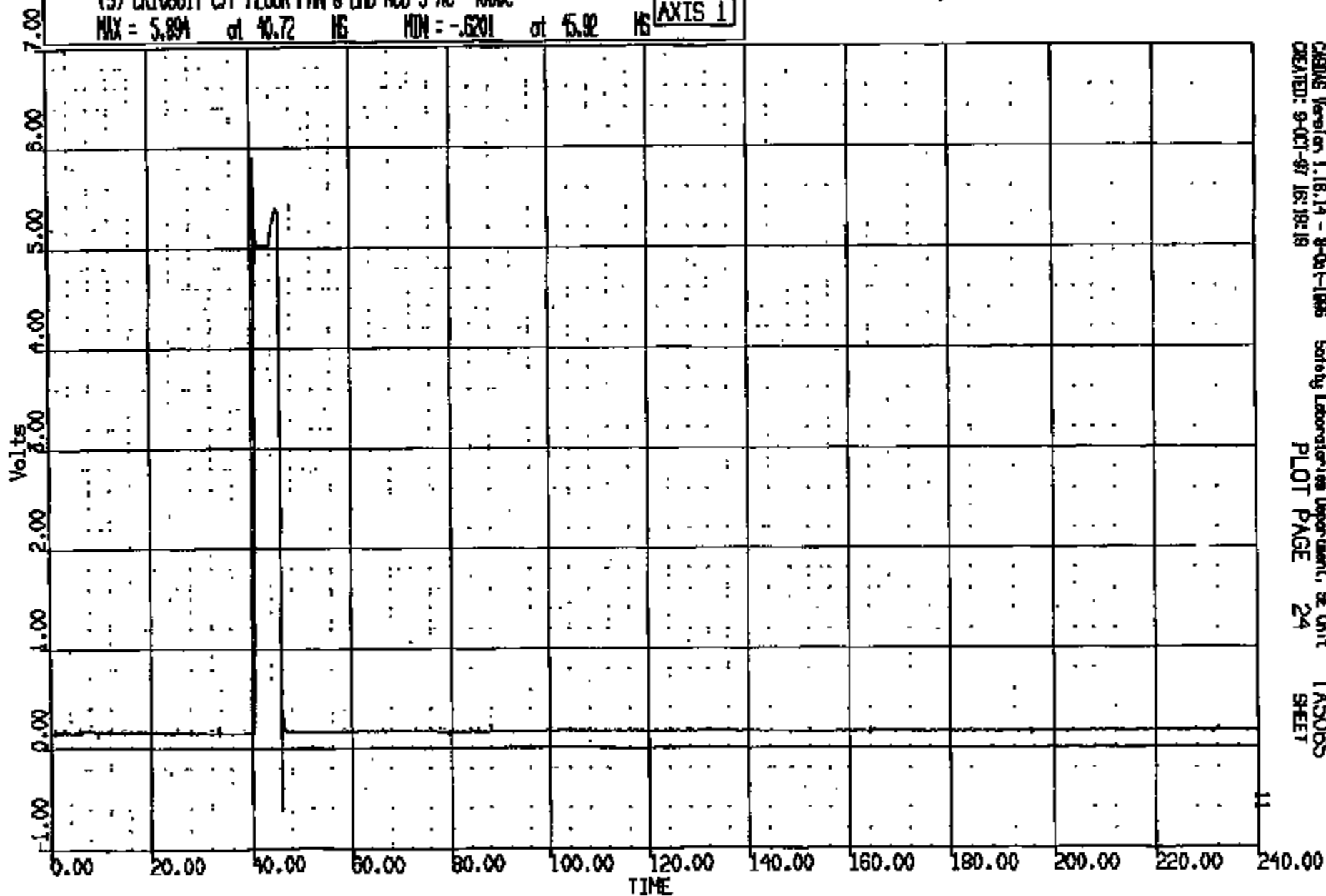
11

CR R: 10861 TO: T45065 DATE: 871009 16:44:24
100X DN-101 UNKNOWN

(3) CR10861 C/F FLOOR PAN @ LHD ACD 3 AC 4000C

MAX = 5.894 at 40.72 MS MIN = -.5201 at 45.92 MS

AXIS 1



CRIMS Version 1.16.14 - 8-Oct-1985
CREATED: 8-01-87 16:19:18

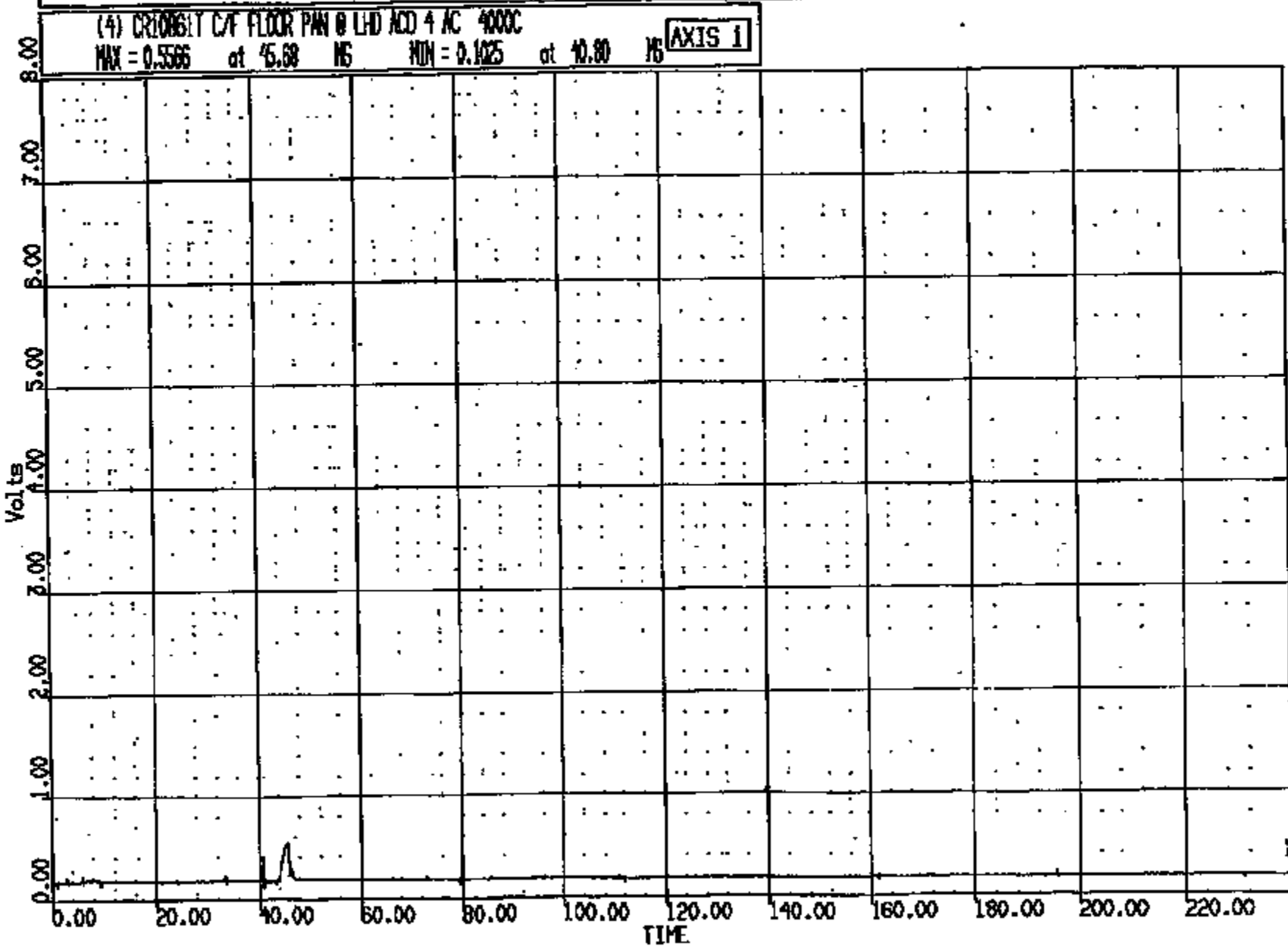
Safety Laboratory Department, SE Unit
PLOT PAGE 24

T45065
SHEET

11

CRIS 0010861

CR R: 10991 TO: T45065 DATE: 871009 15:44:34
199X DN-101 UNKNOWN

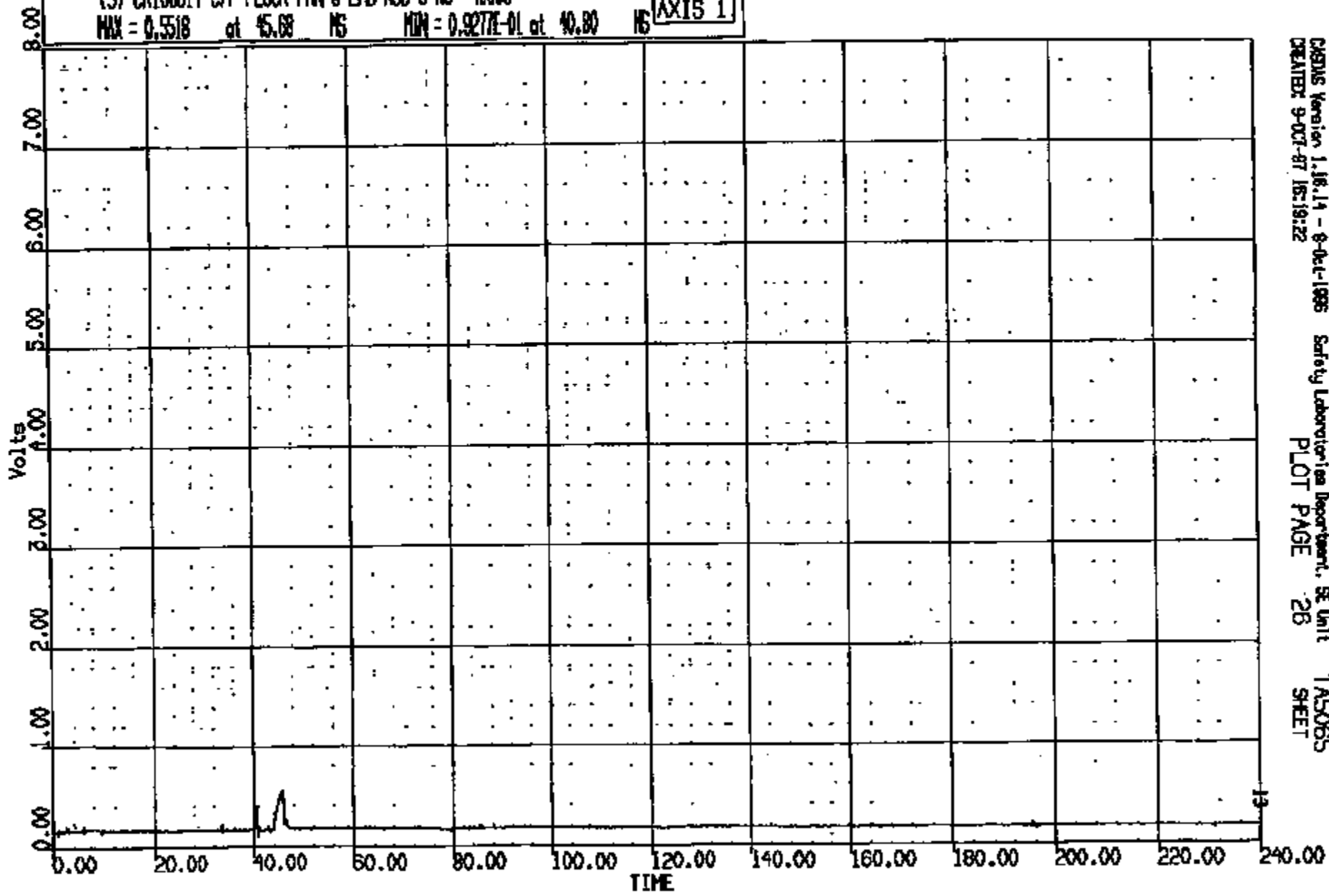


CRTS 0010861

CASMS Version 1.18.14 - 8-Oct-1988 Safety Laboratories Department, BE Unit
CREATED: 9-OCT-87 16:19:21 T45065
PLOT PAGE 25 SHEET

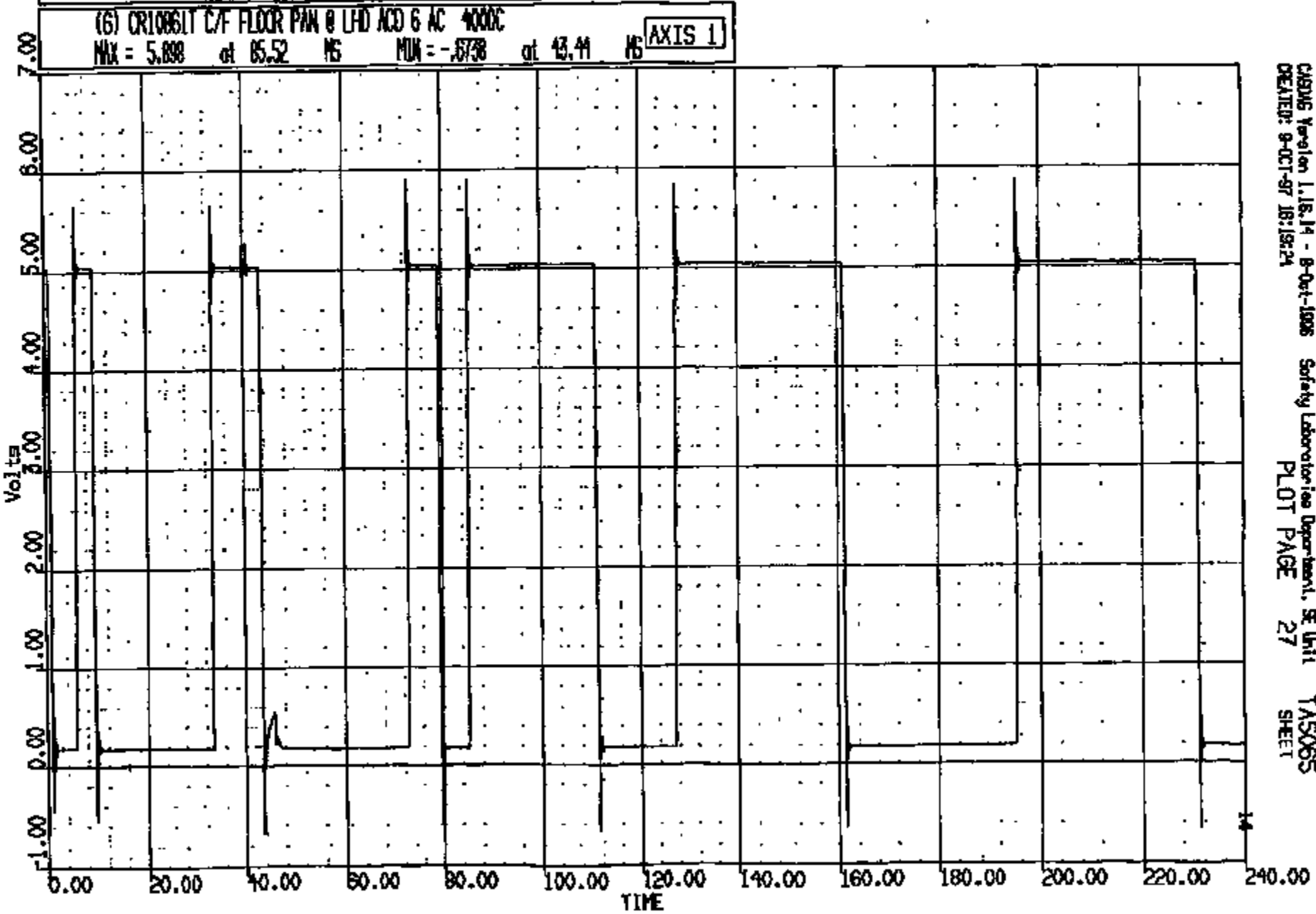
CR R: 10861 TO: T5065 DATE: 871008 16:44:34
189X DN-101 UNKNOWN

(5) CR10861T C/F FLOOR PAN @ LHD ACD 5 AC 4000C
MAX = 0.5518 at 45.88 NS MIN = 0.9277E-01 at 40.80 NS AXIS 1



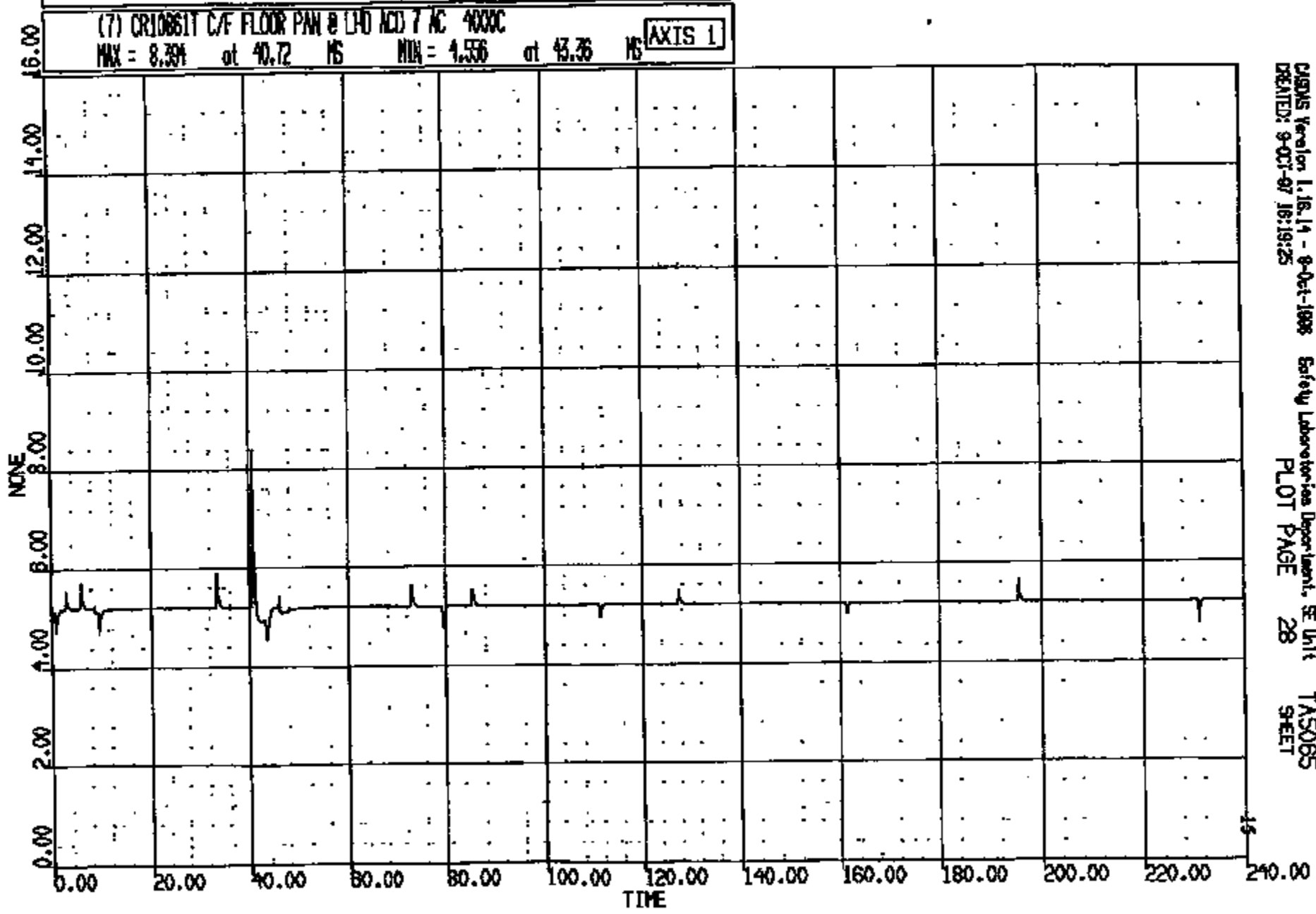
CRTS 0010861

CR #: 10861 TO: TAS065 DATE: 871008 15:44:34
199X DN-101 UNKNOWN



CRTS 0010861

CR #: 10861 TO: TAS085 DATE: 971008 15:44:54
189X DN-101 UNKNOWN

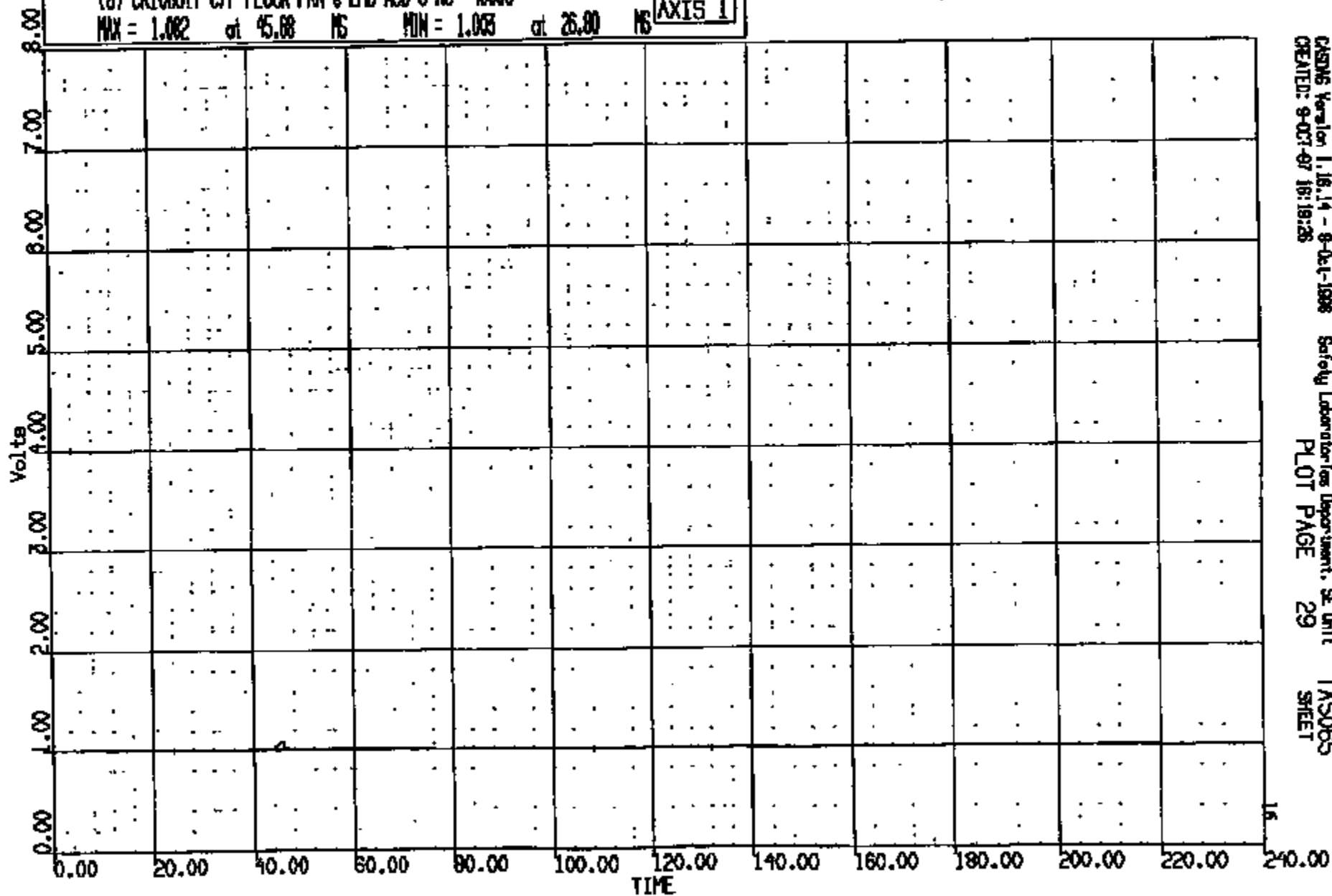


CRTS 0010861

DIAGN Version 1.16.14 - 9-01-1998 Safety Laboratories Department, SE Unit TAS085
CREATED: 9-OCT-97 16:19:25 PLOT PAGE 28 SHEET

CR R: 10861 TO: T45065 DATE: 971009 16:44:24
189X DN-101 UNKNOWN

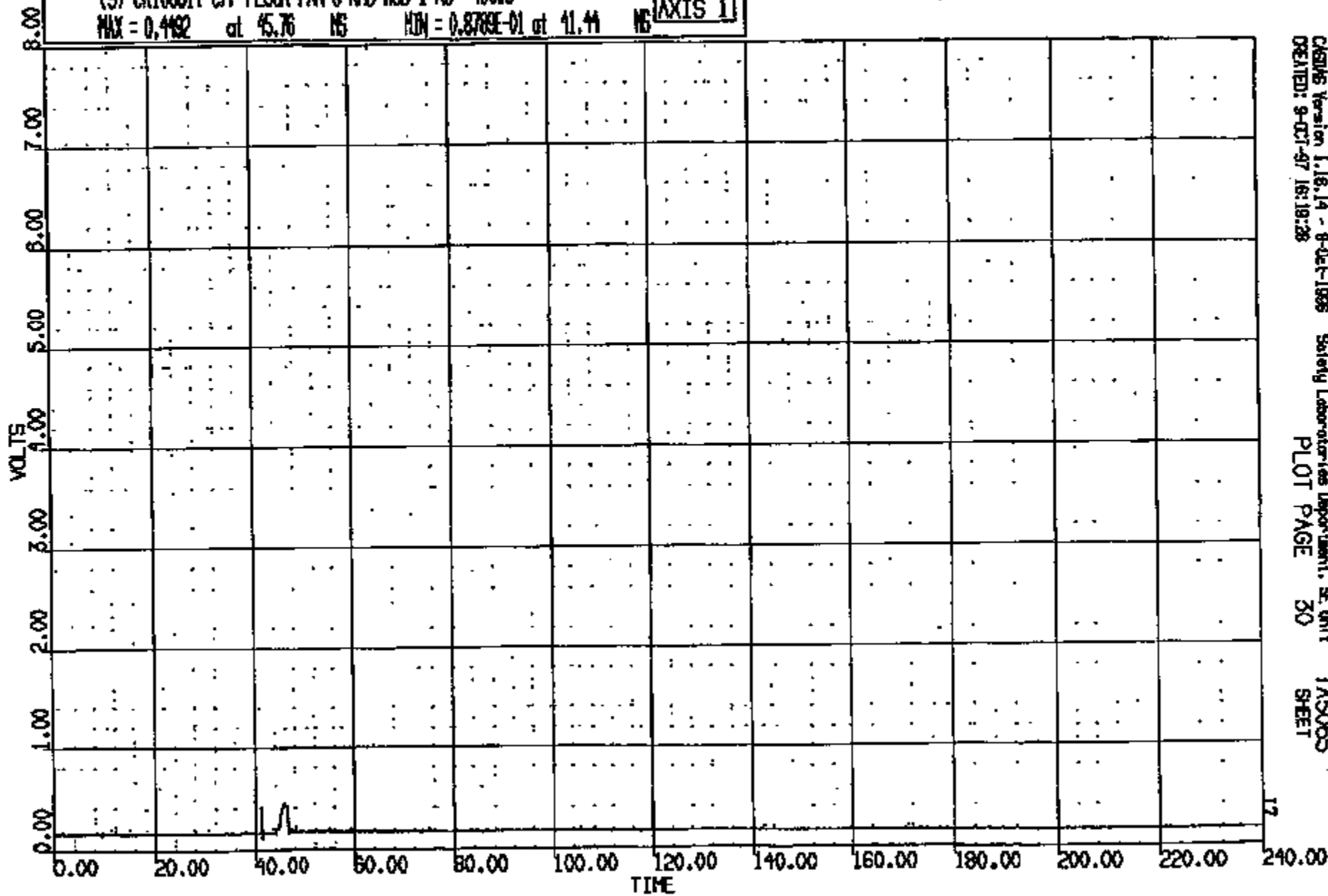
(8) CR106G1T C/F FLOOR PAN @ LHD ACQ 8 AC 4000C
MAX = 1.062 at 95.88 NS MIN = 1.053 at 26.80 NS **AXIS 1**



CR15 0010861

OR R: 10861 TO: T45065 DATE: 871009 15:44:34
198X DN-101 UNKNOWN

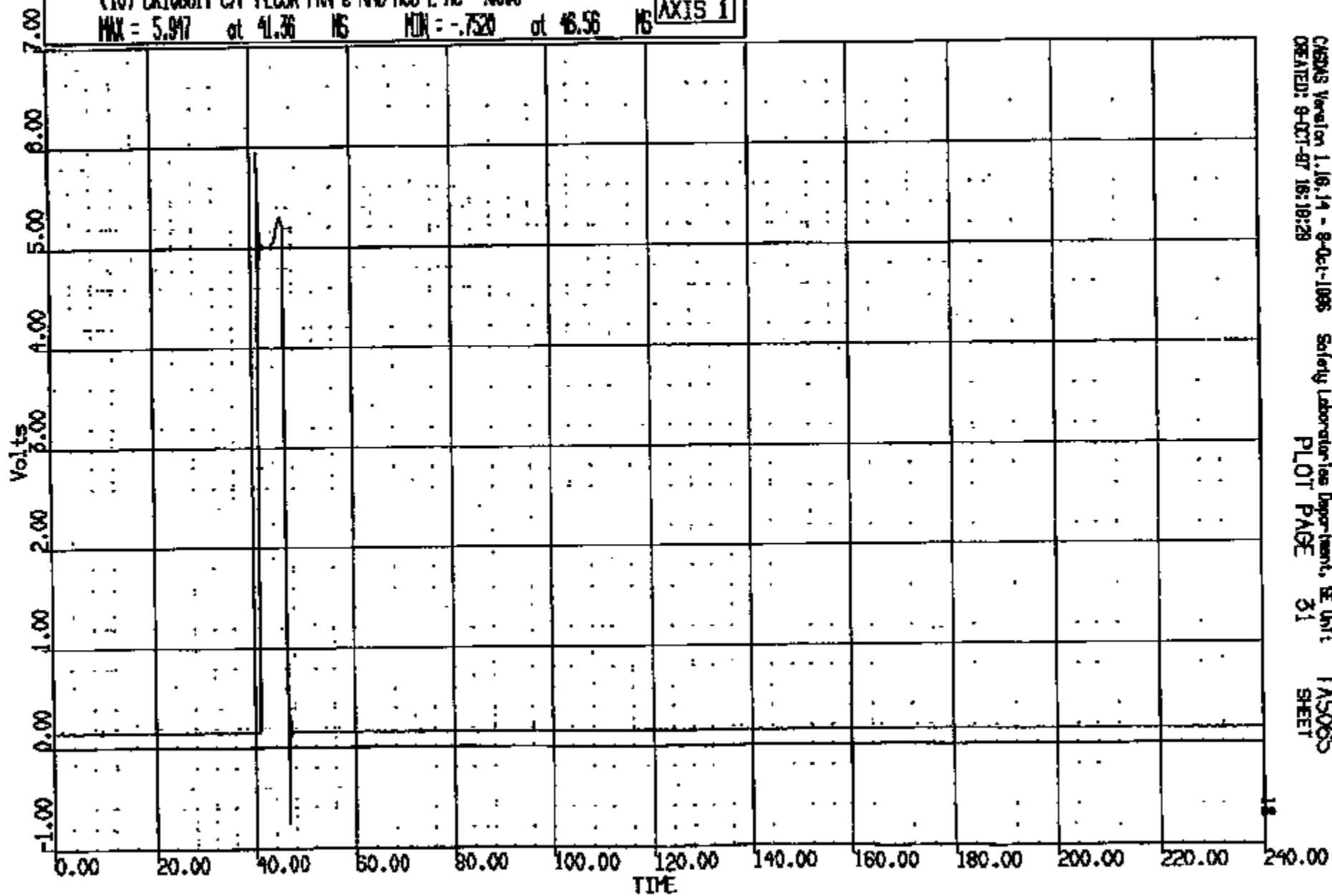
(9) CR10861 C/F FLOOR PAN @ MID AC 1 AC 400C
MAX = 0.4182 at 45.76 NS MIN = 0.8789E-01 at 11.44 NS **AXIS 1**



CRIS 0010861

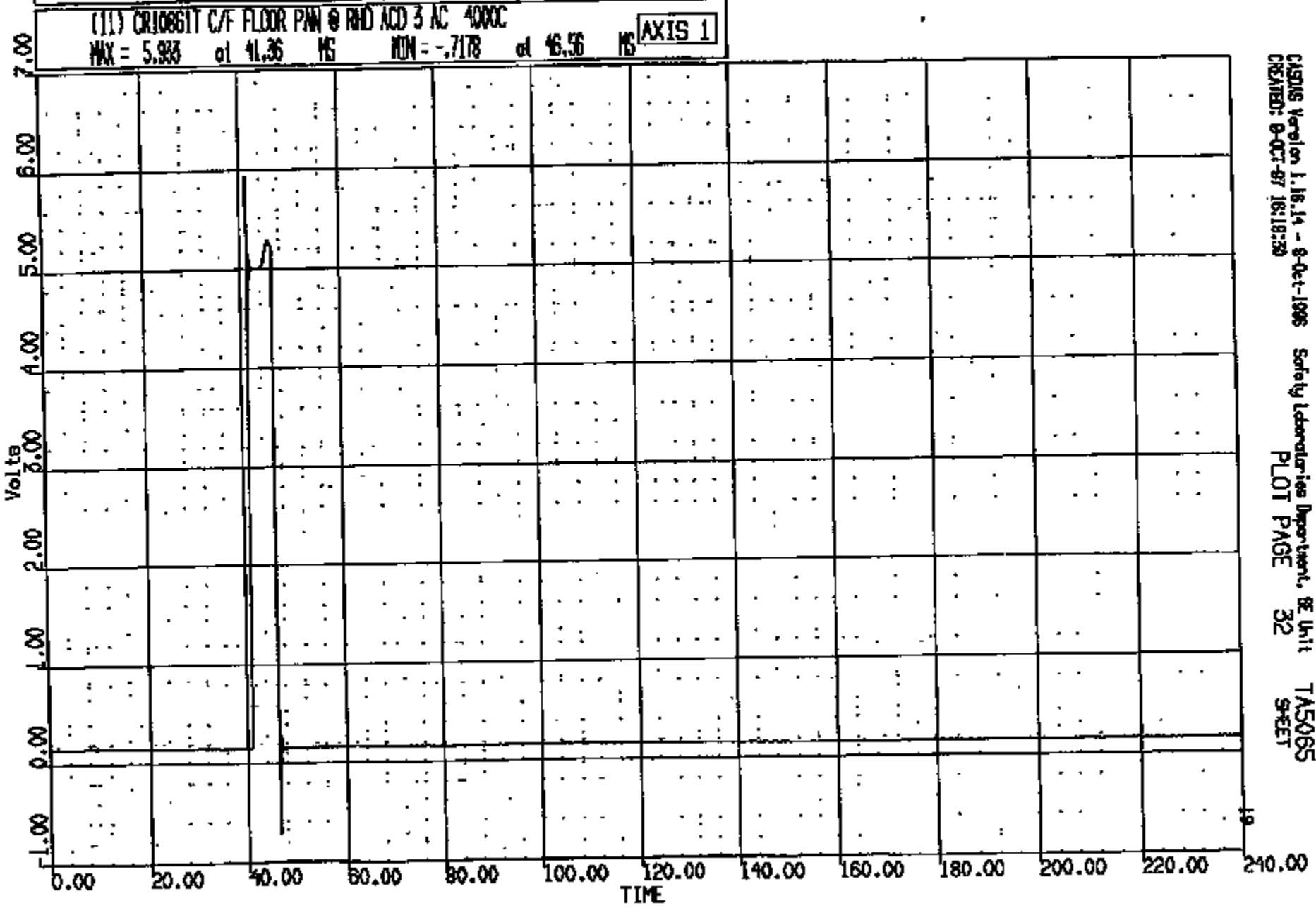
CR R: 10861 TO: T5065 DATE: 871008 18:44:34
189X DN-101 UNKNOWN

(10) CR10861T C/F FLOOR PAN @ RAD ACQ 2 AC 4000C
MAX = 5.917 at 41.36 NS MIN = -.7520 at 46.56 NS **AXIS 1**



CRIS 0010861

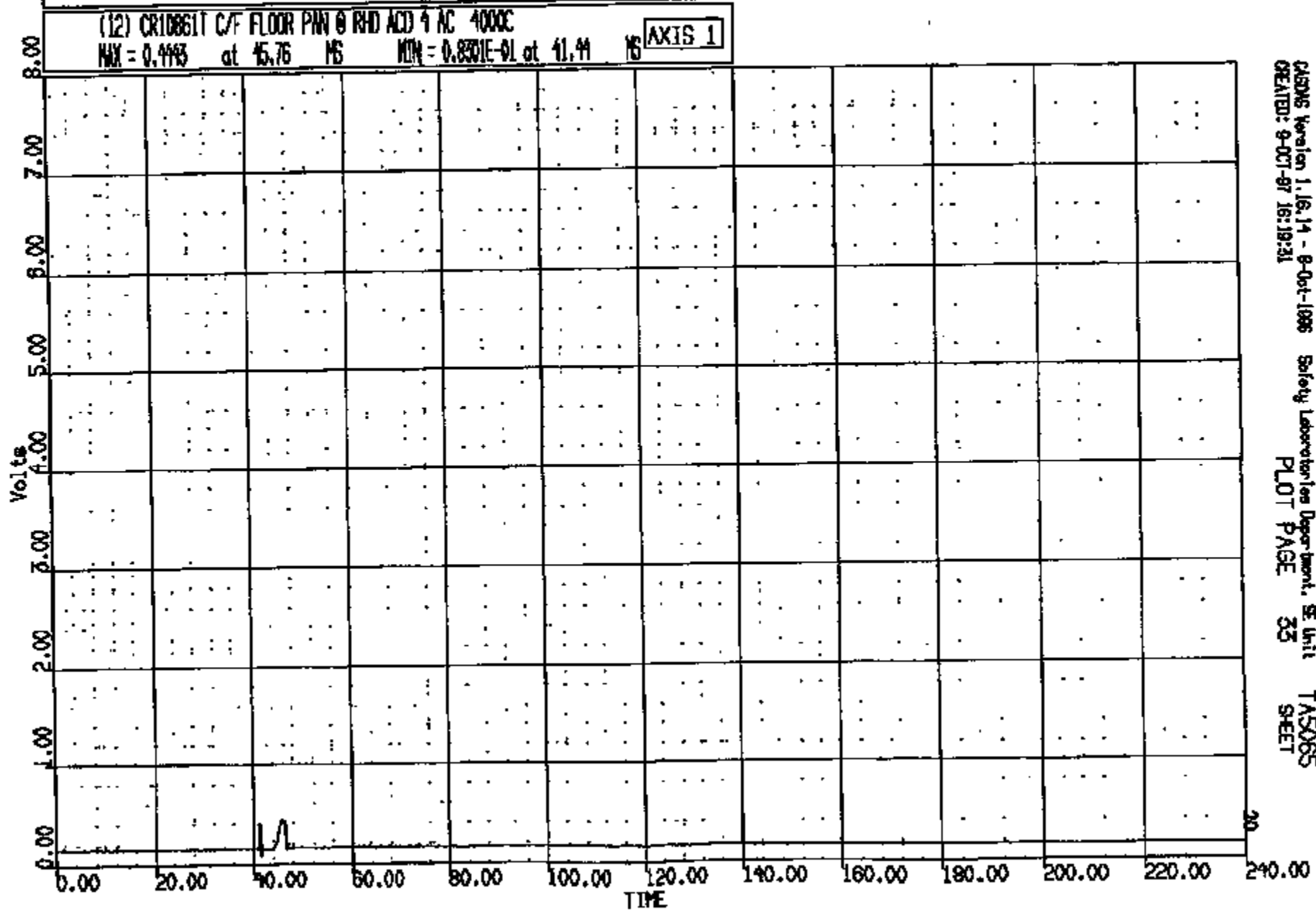
OP# : 10861 TO: TAS065 DATE: 971008 16:44:34
199X DN-101 UNKNOWN



CASUS Verion 1.16.14 - 8-Oct-1995 Safety Laboratories Department, BE Unit TAS065
CREATED: 9-OCT-97 16:19:20 PLOT PAGE 32 SHEET

CRTS 0010861

CR R: 10861 TO: T5065 DATE: 871008 15:44:54
180X DN-101 UNKNOWN

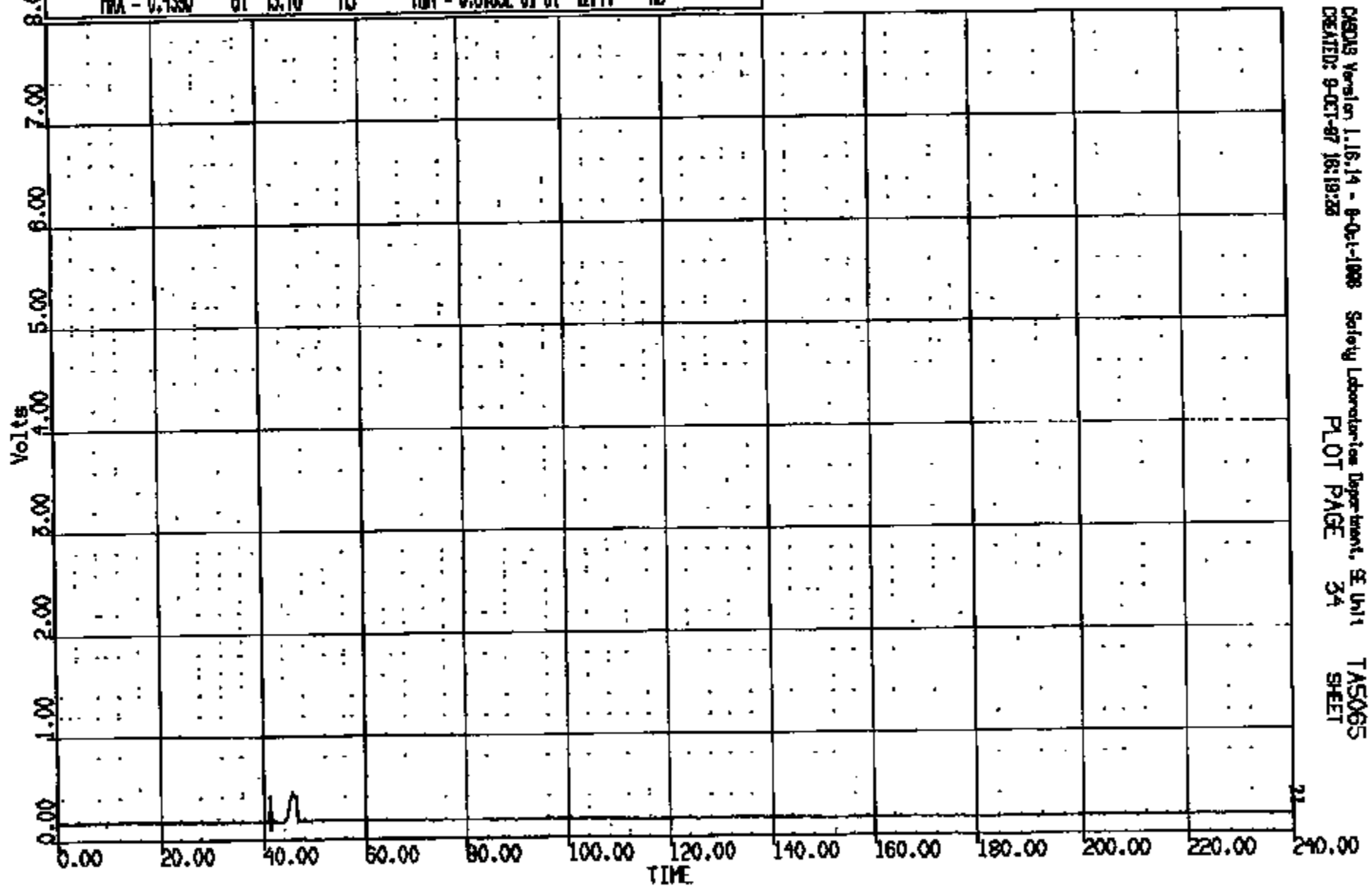


CASMS Version 1.16.14 - 8-Oct-1986 Safety Laboratories Department, SE Unit T5065
CREATED: 8-OCT-87 16:19:31 PLOT PAGE 35 SHEET

CR10861

CR#: 10881 TO: TAS065 DATE: 971009 13:44:34
199X DN-101 UNKNOWN

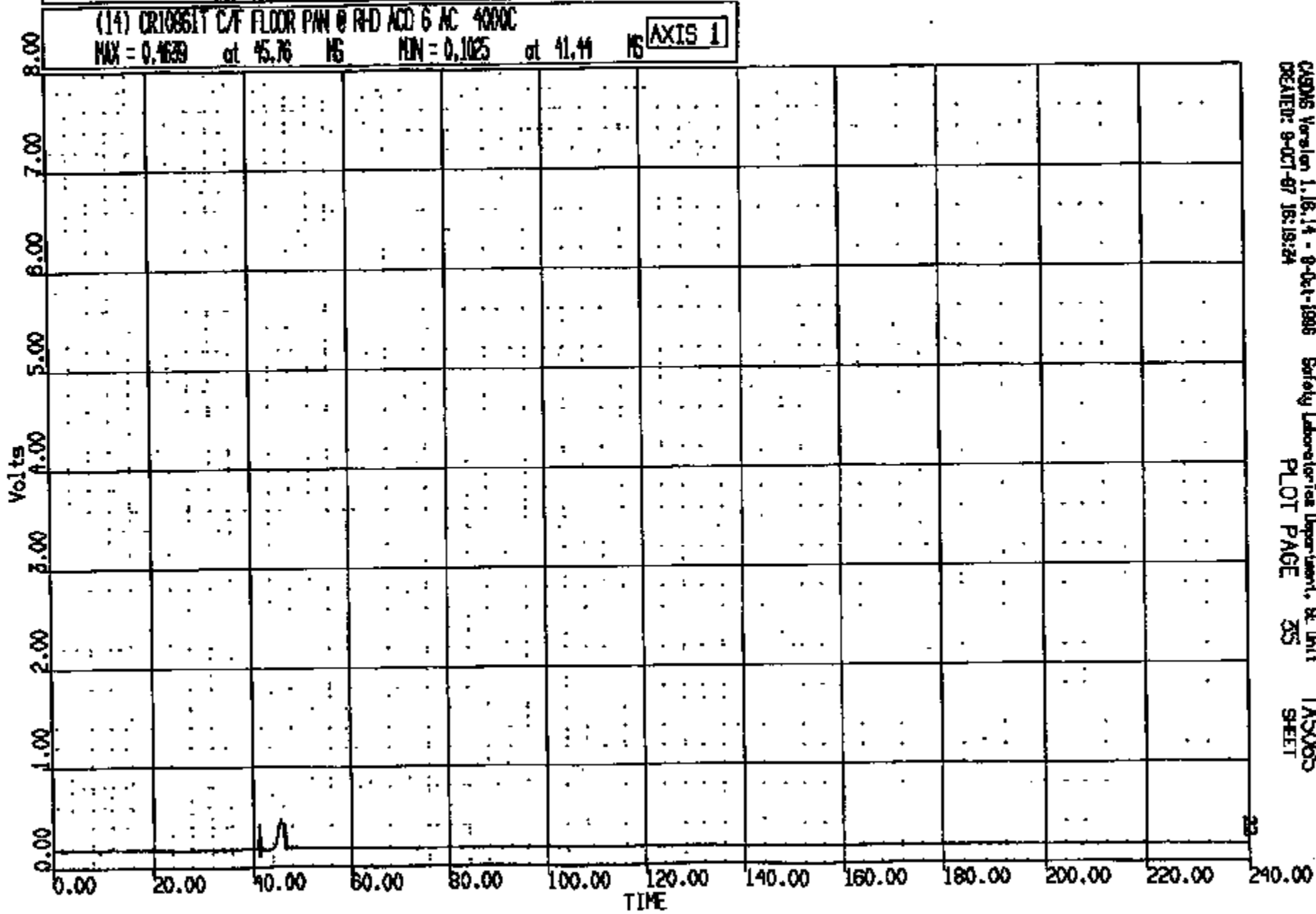
(13) CR10861T C/F FLOOR PIN @ RED ACID 5 AC 4000C
MAX = 0.4580 at 45.76 NS MIN = 0.8709E-01 at 41.44 NS **AXIS 1**



CRIS 0010861

CRIS Version 1.16.14 - 9-01-1998 Safety Laboratories Department, SE Unit 1 TAS065
CREATED: 9-01-97 16:19:26 PLOT PAGE 34 SHEET

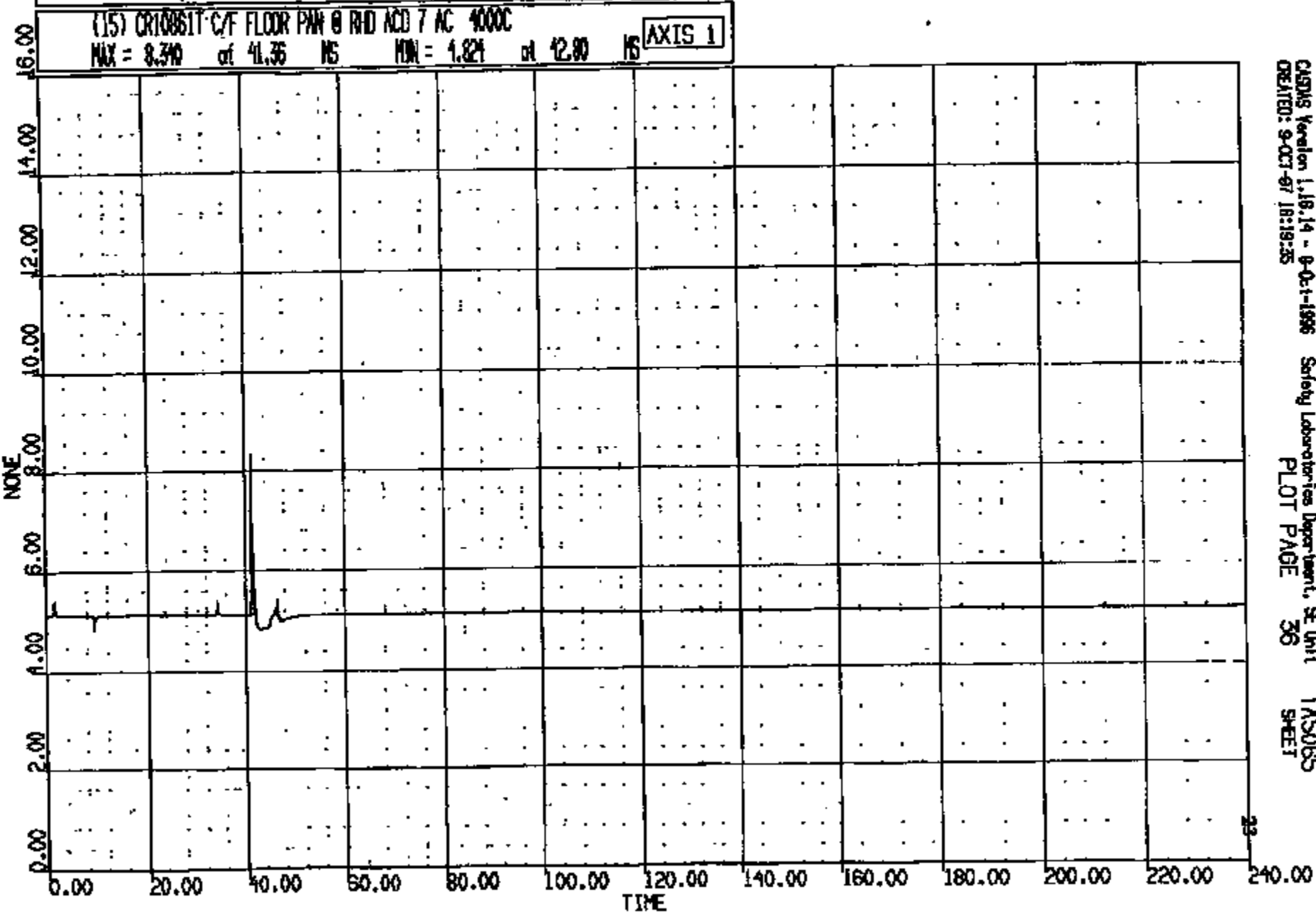
CR R: 10861 TO: TAS065 DATE: 871009 15:44:34
199X DN-101 UNKNOWN



CRIS 0010861

CASMS Version 1.16.14 - 9-Oct-1986 Safety Laboratories Department, BE Unit
CREATED: 9-OCT-87 15:19:24 TAS065 SHEET
PLOT PAGE 25


CR #: 10861 TO: TAS065 DATE: 971009 15:44:34
198X DN-101 UNKNOWN



CRTS 0010861

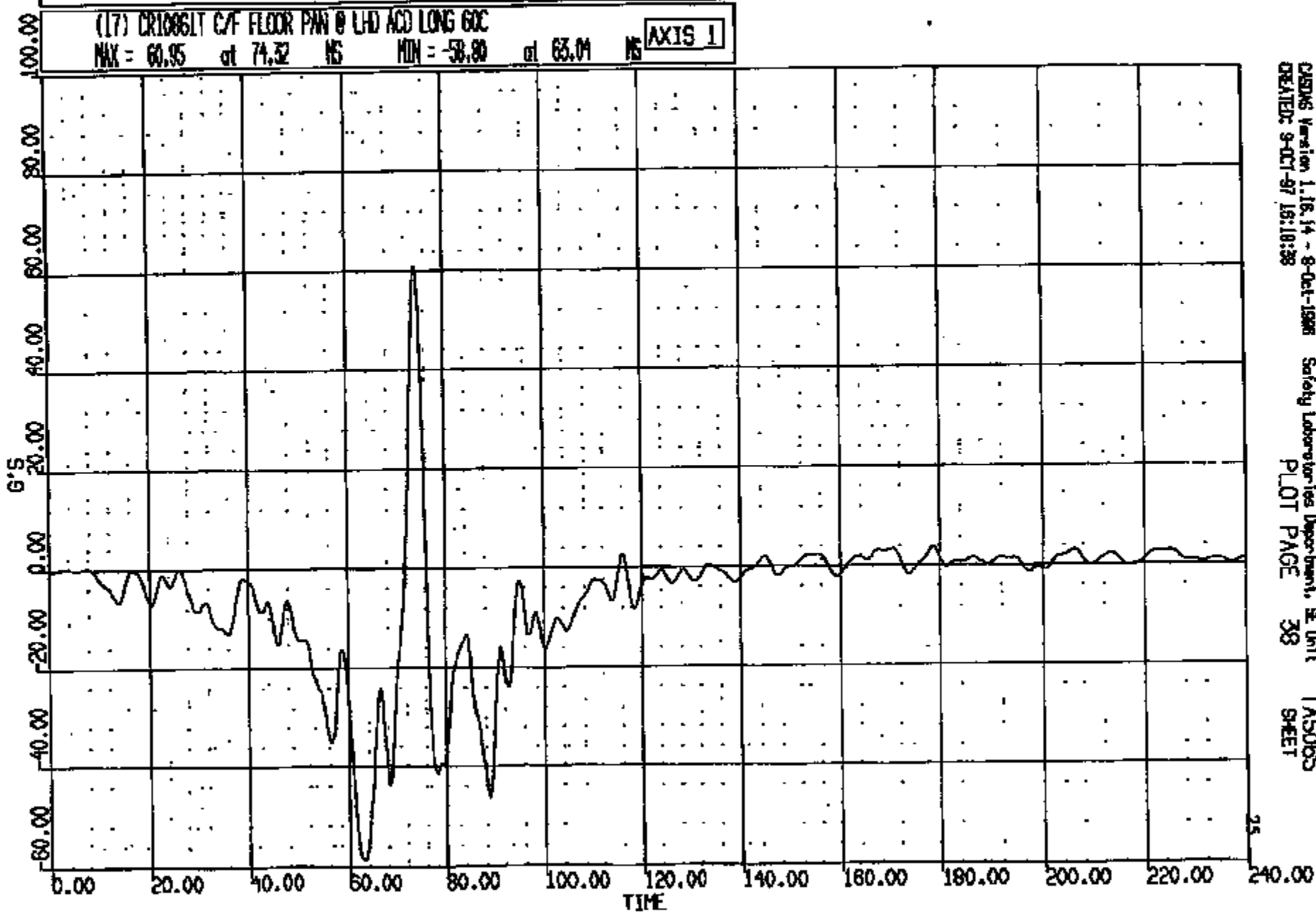
CR #: 10881 TO: TA5065 DATE: 971009 15:44:34
199X DN-101 UNKNOWN

(16) CR10861T C/F FLOOR PAN @ RFD ACD 8 AC 4000C
MAX = 1.063 at 45.68 MS MIN = 1.004 at 22.56 MS AXIS 1



CRTS 0010861

CR R: 10861 TO: TA5065 DATE: 971008 15:44:34
199X DN-101 UNKNOWN



CRTS 0010861

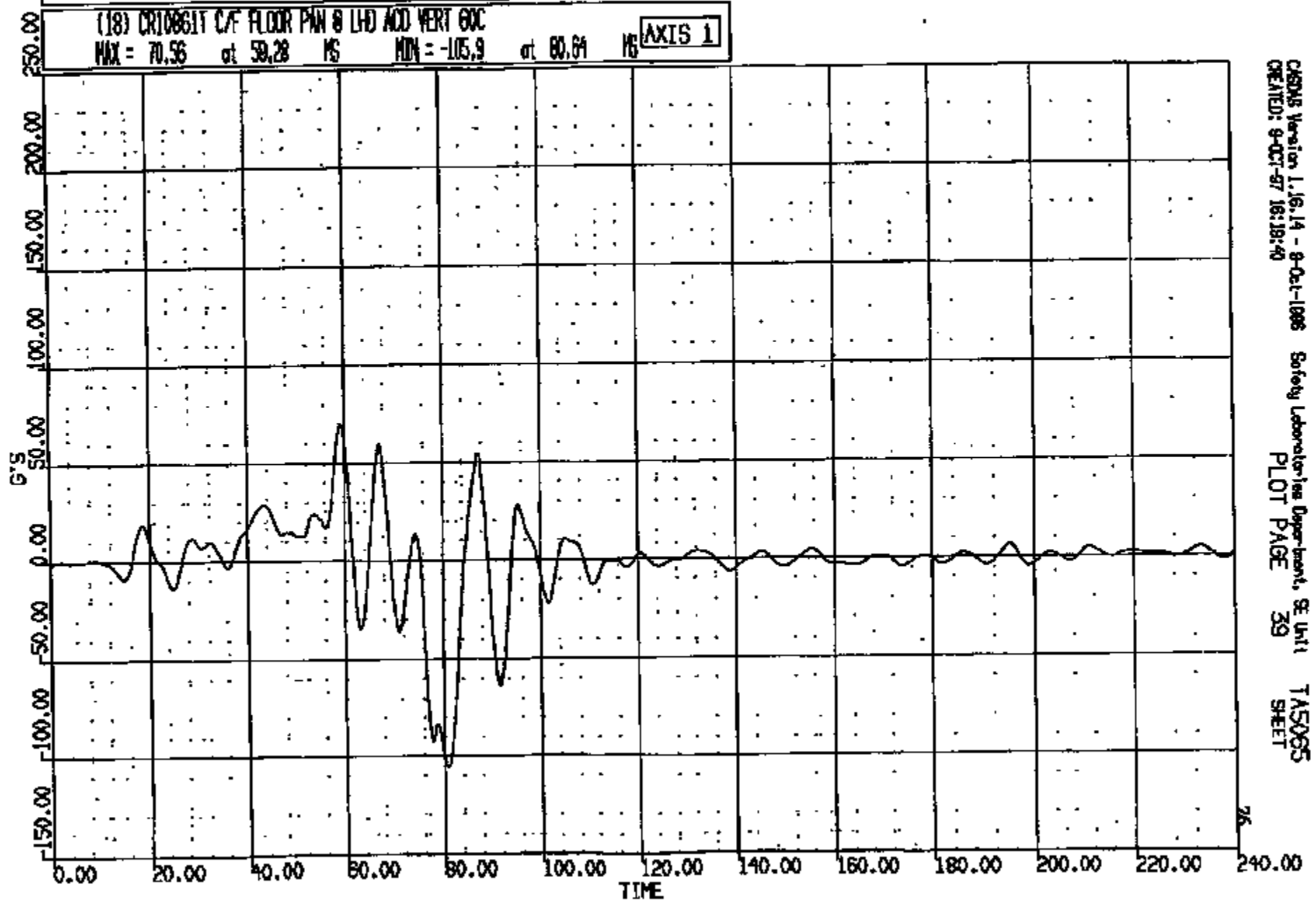
CRSNG Version 1.16.14 - 8-Oct-1998
CREATED: 9-OCT-97 15:18:38

Safety Laboratories Department, SE Unit
PLOT PAGE 38

TA5065
SHEET

25

CR 7: 10861 TO: TAS065 DATE: 971009 16:44:54
188X DN-101 UNKNOWN



CRSIS Version 1.16.14 - 9-Oct-1996 Safety Laboratories Department, SE Unit
CREATED: 9-OCT-97 16:19:40
PLOT PAGE 39
TAS065
SHEET

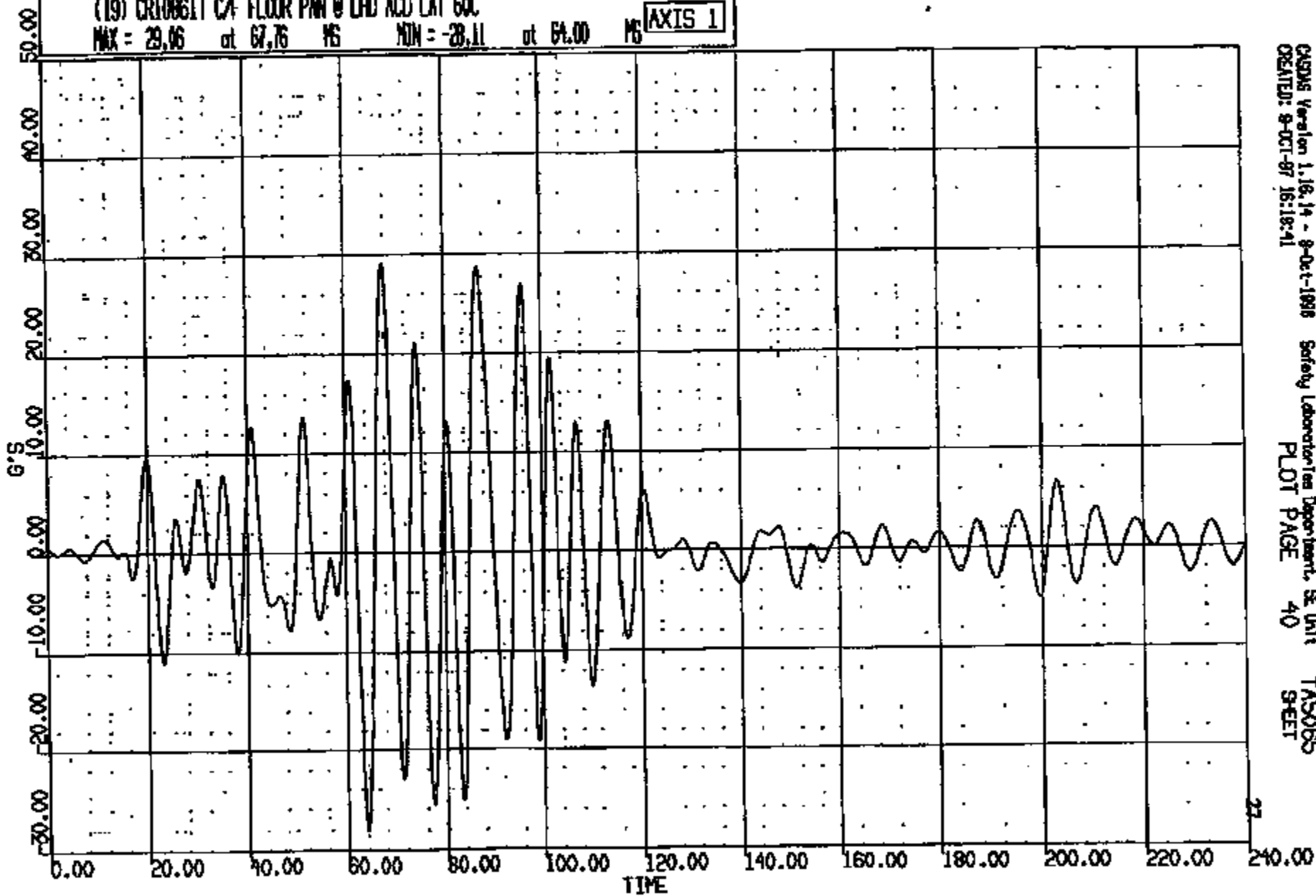
CRIS 0010861

CR R: 10861 TO: TAS068 DATE: 871009 13:44:34
189X DN-101 UNKNOWN

(19) CR10861T C/F FLOOR PAN @ LHD ACD LAT 60C

MAX = 29.06 at 67.76 MS MIN = -28.11 at 64.00 MS

AXIS 1



CRSAS Version 1.16.14 - 9-Oct-1988
CREATED: 9-OCT-87 16:18:41

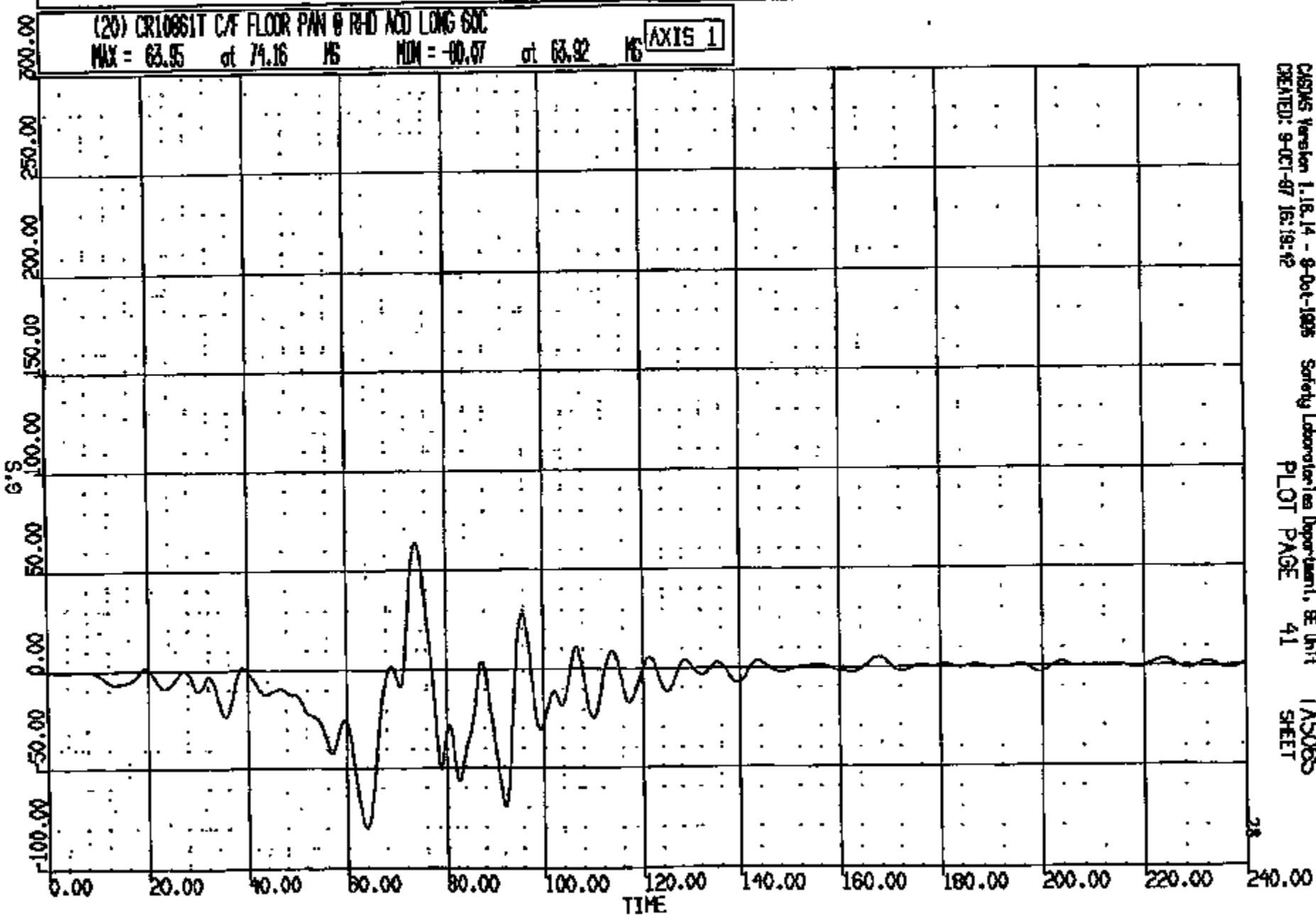
Safety Laboratories Department, SE Unit
PLOT PAGE 40

TAS068
9-SET

27

CRTS 0010861

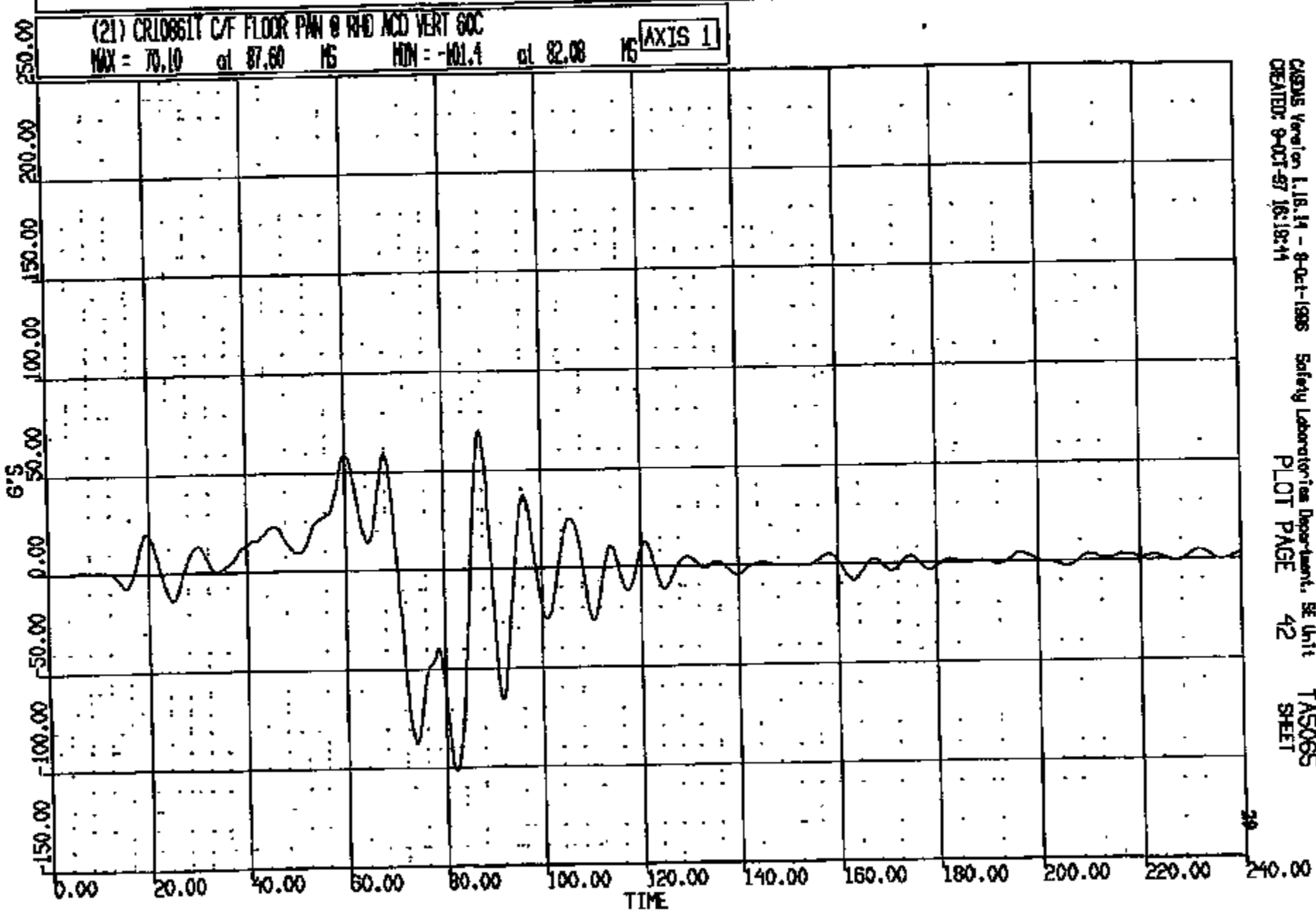
CR R: 10861 TO: TAS065 DATE: 971008 15:44:24
100X DN-101 UNKNOWN



CR10861

CASMS Version 1.18.14 - 9-Oct-1995 Safety Laboratories Department, BE Unit TAS065
CREATED: 9-OCT-97 16:19:42 PLOT PAGE 41 SHEET

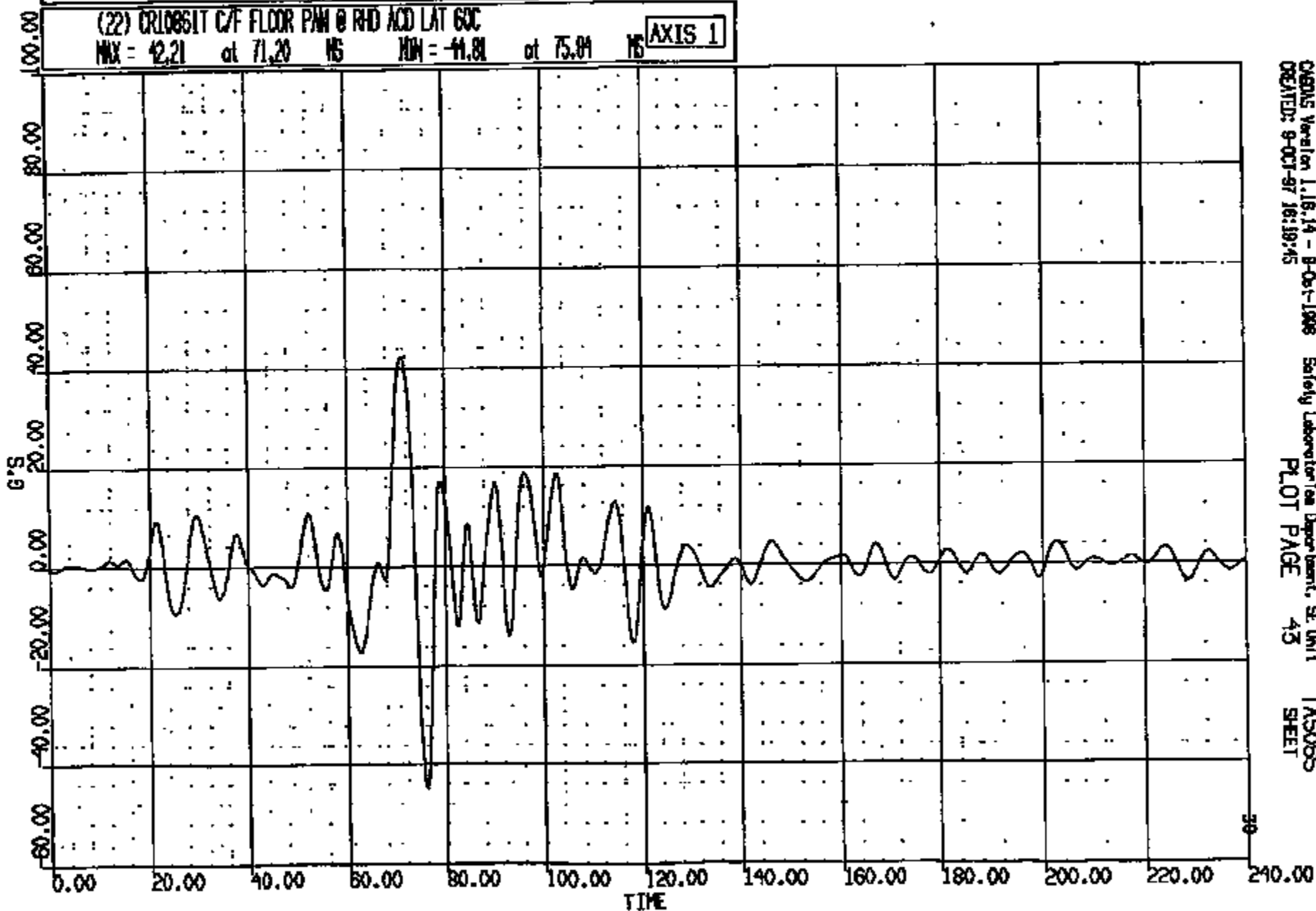
CR 7: 10861 TO: TAS085 DATE: 871008 15:44:54
180X DN-101 UNKNOWN



CASUS Version 1.18.14 - 8-Oct-1988 Safety Laboratories Department, SE Unit
CREATED: 8-OCT-87 16:18:44 PLOT PAGE 42 TAS085 SHEET

CRIS 0010861

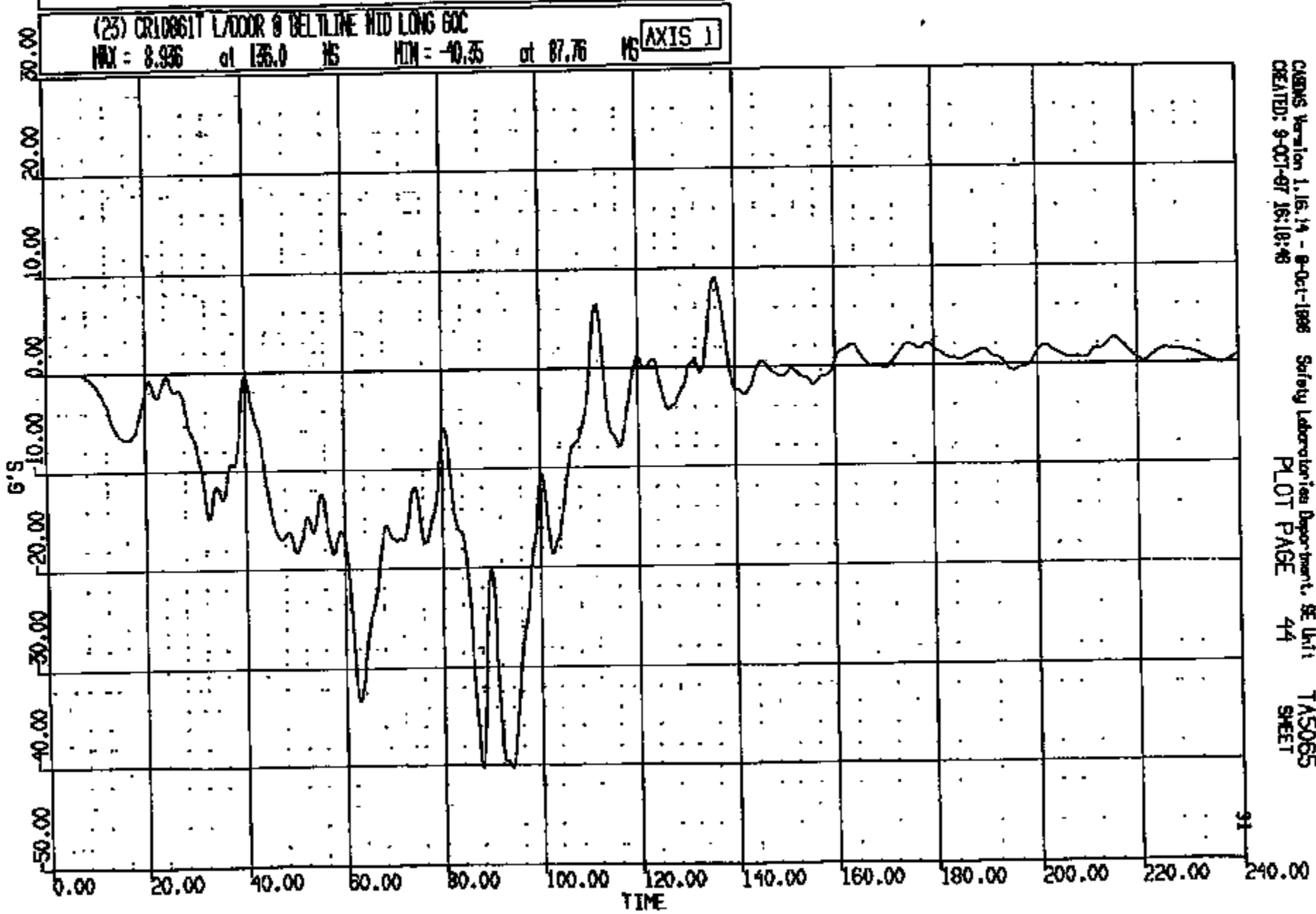
CR R: 10861 TO: TAS085 DATE: 971008 15:44:34
100X DN-101 UNKNOWN



CRTS 0010861

CRSUS Version 1.16.14 - 9-Oct-1998 Safety Laboratory Department, SE Unit 1
CREATED: 9-OCT-97 16:19:45 PLOT PAGE 43 TAS085
SHEET

CR R: 10861 TO: TAS065 DATE: 971009 15:44:54
189X DN-101 UNKNOWN



CRTS 0010861

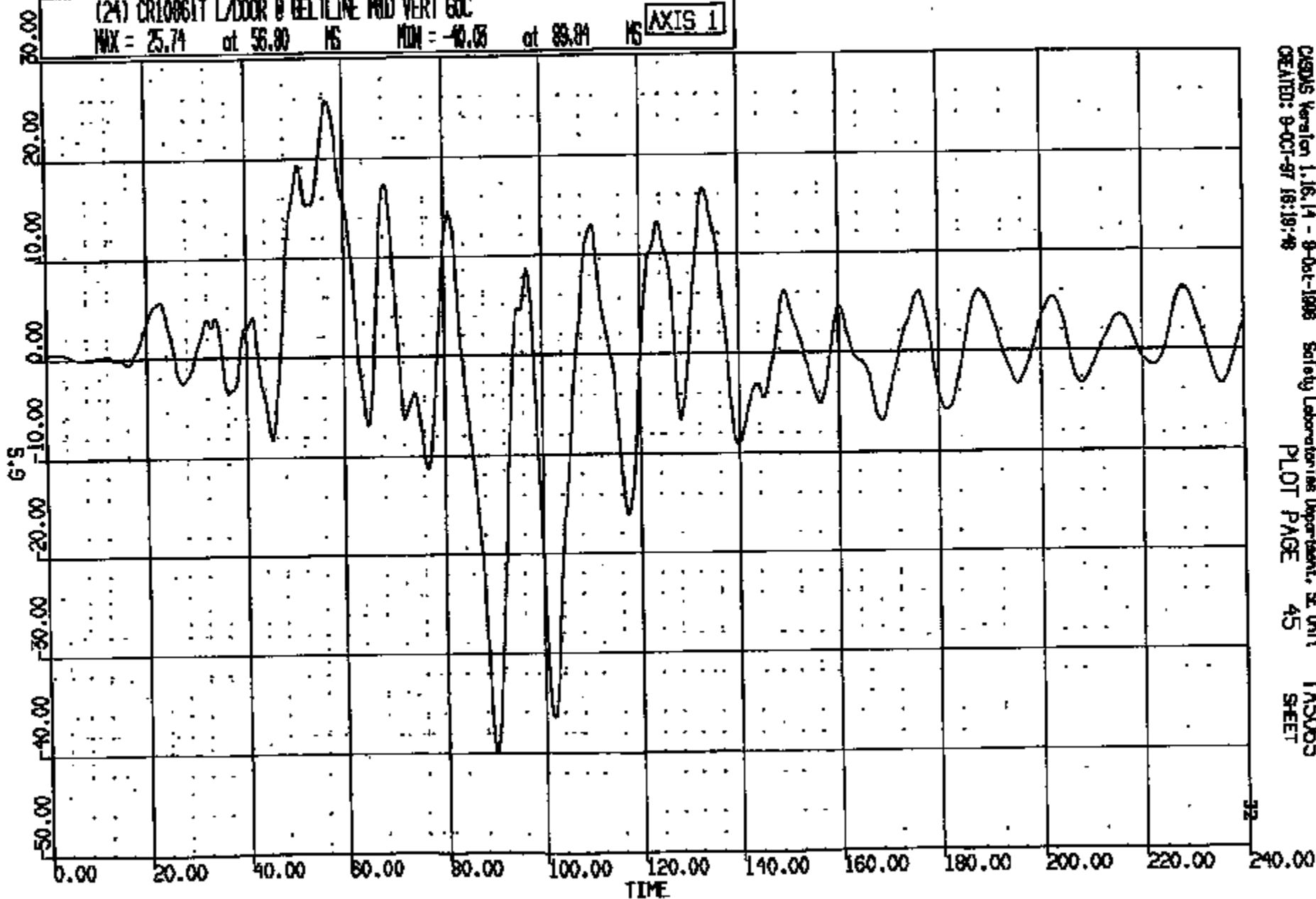
CASMS Version 1.16.14 - 9-Oct-1998 Safety Laboratories Department, SE Unit
CREATED: 9-OCT-97 16:18:48 TAS065
PLOT PAGE 44 SHEET

CR R: 10861 TO: TAS065 DATE: 971008 15:44:34
199X DN-101 UNKNOWN

(24) CR10861 L/DOR @ BELTLINE MID VERT GOC

MAX = 25.74 at 56.80 MS MIN = -40.03 at 89.84 MS

AXIS 1



CRAMS Version 1.16.14 - 9-Oct-1998
CREATED: 9-OCT-97 15:19:48

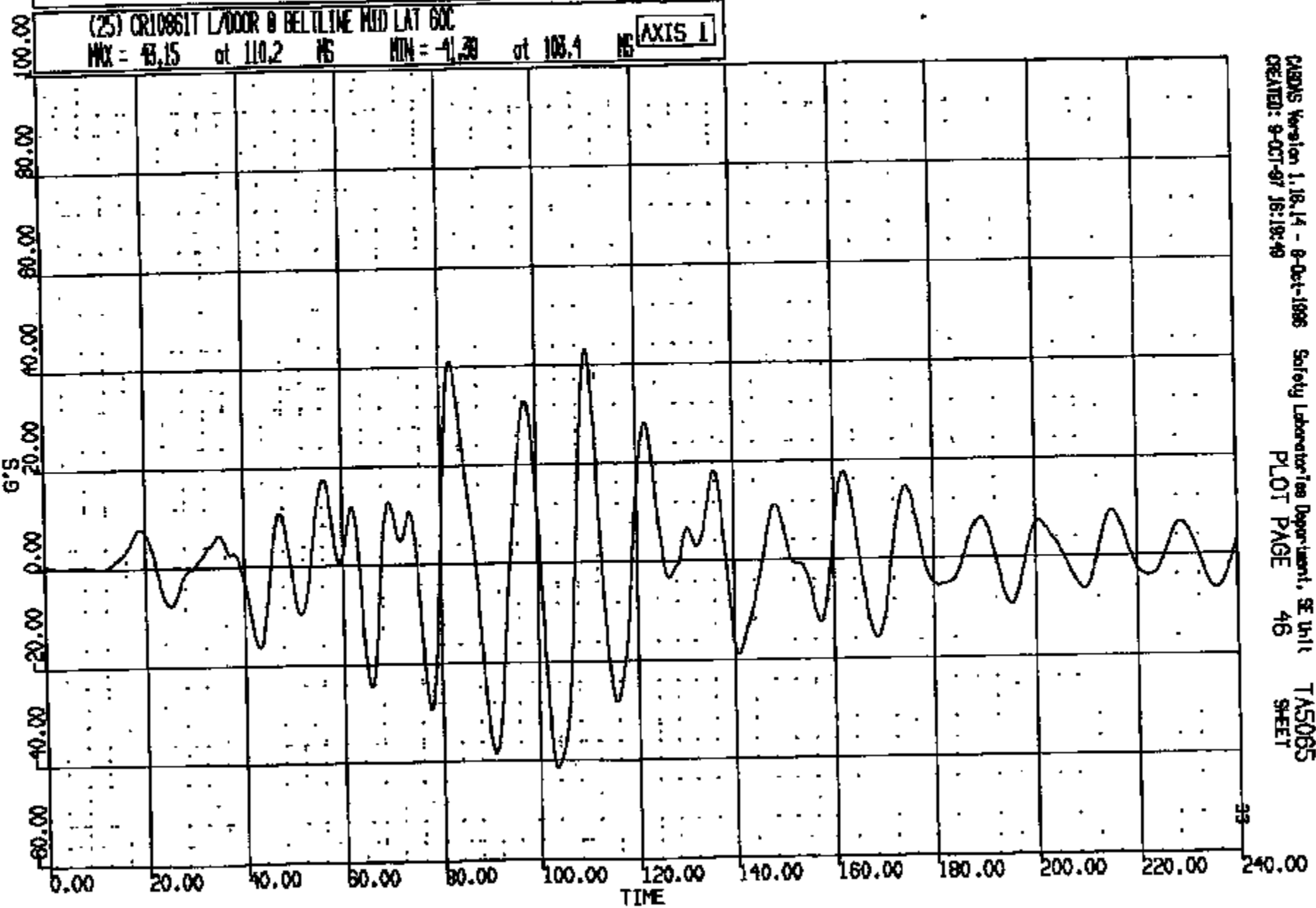
Safety Laboratories Department, SE Unit
PLOT PAGE 45

TAS065
SHEET

32

CR10861

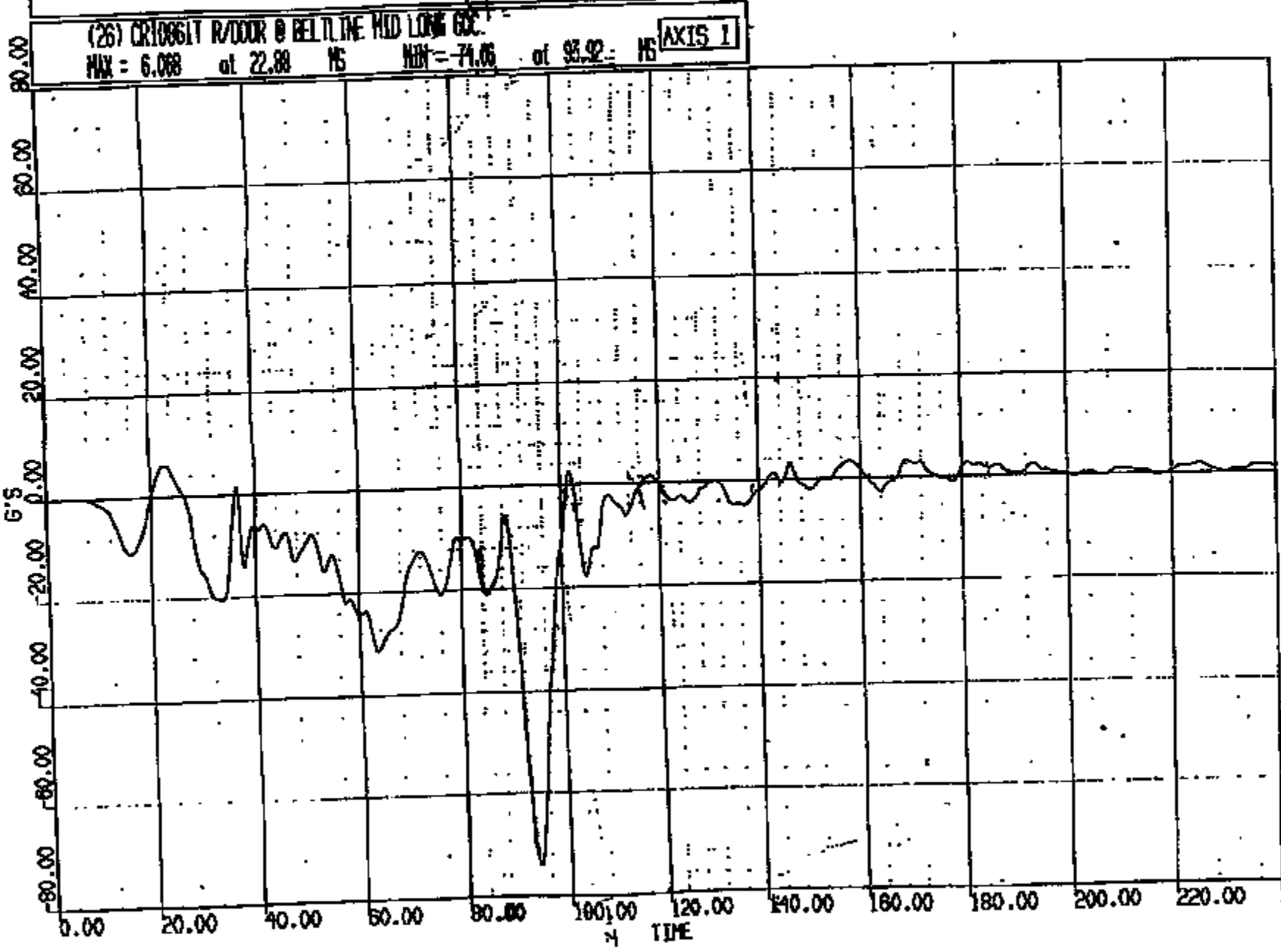
CR: 10861 TO: TAS065 DATE: 871008 15:44:34
100X DN-101 UNKNOWN



CADDS Version 1.18.14 - 8-Oct-1986 Safety Laboratories Department, SE Unit
CREATED: 8-OCT-87 16:19:48 PLOT PAGE 46 TAS065 SHEET

CRTS 0010861

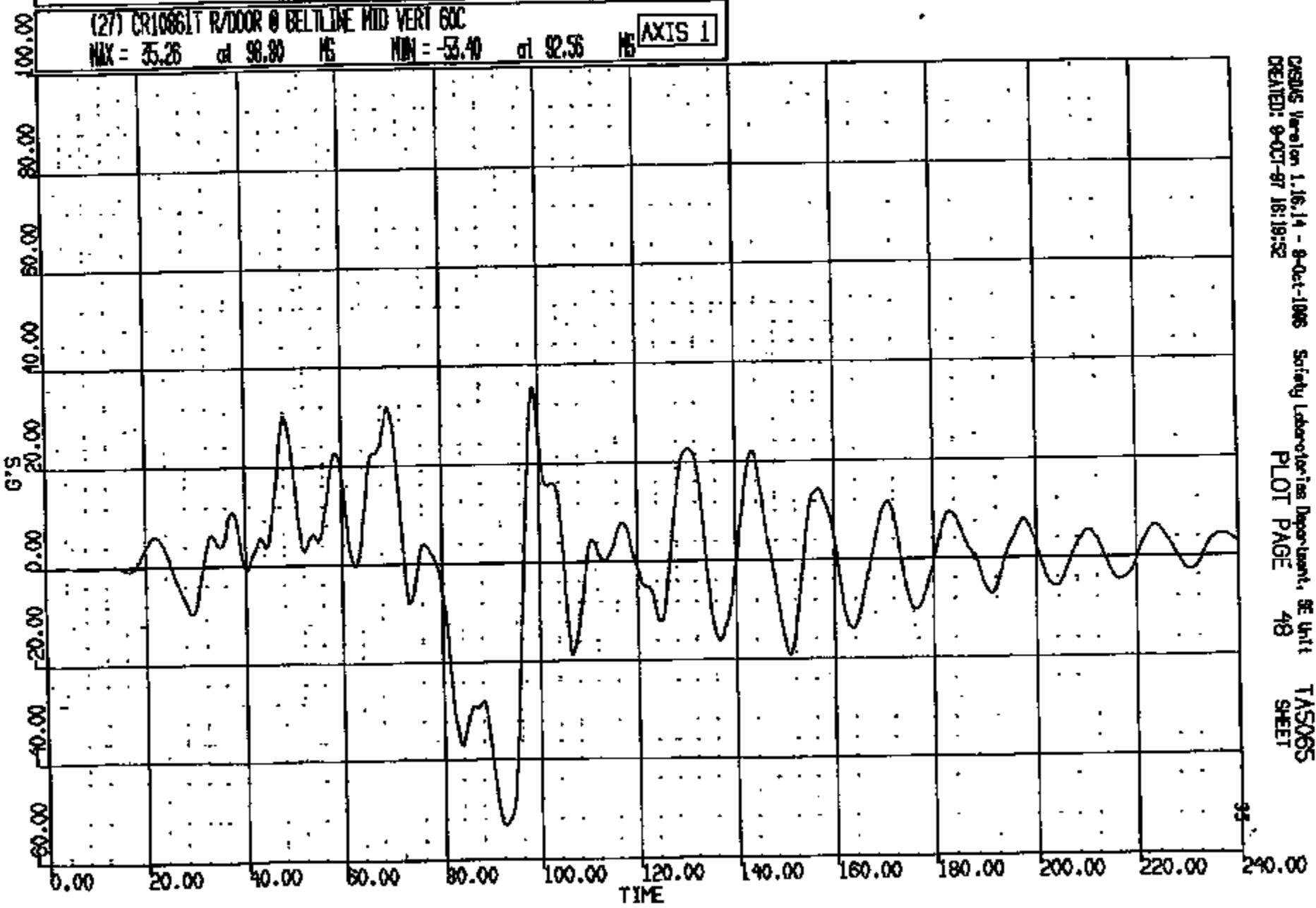
CR R: 10861 TO: TAS065 DATE: 97 10 08 18:44:24
199X DN-101 UNKNOWN



CRSUS Version 1.16.14 - 8-Oct-1998 Safety Laboratory Department, SE Unit TAS065
CREATED: 8-OCT-97 16:19:51 PLOT PAGE 47 SHEET

CRTS 0010861

CR R: 10861 TO: TAS065 DATE: 971008 15:44:54
188X DN-101 UNKNOWN

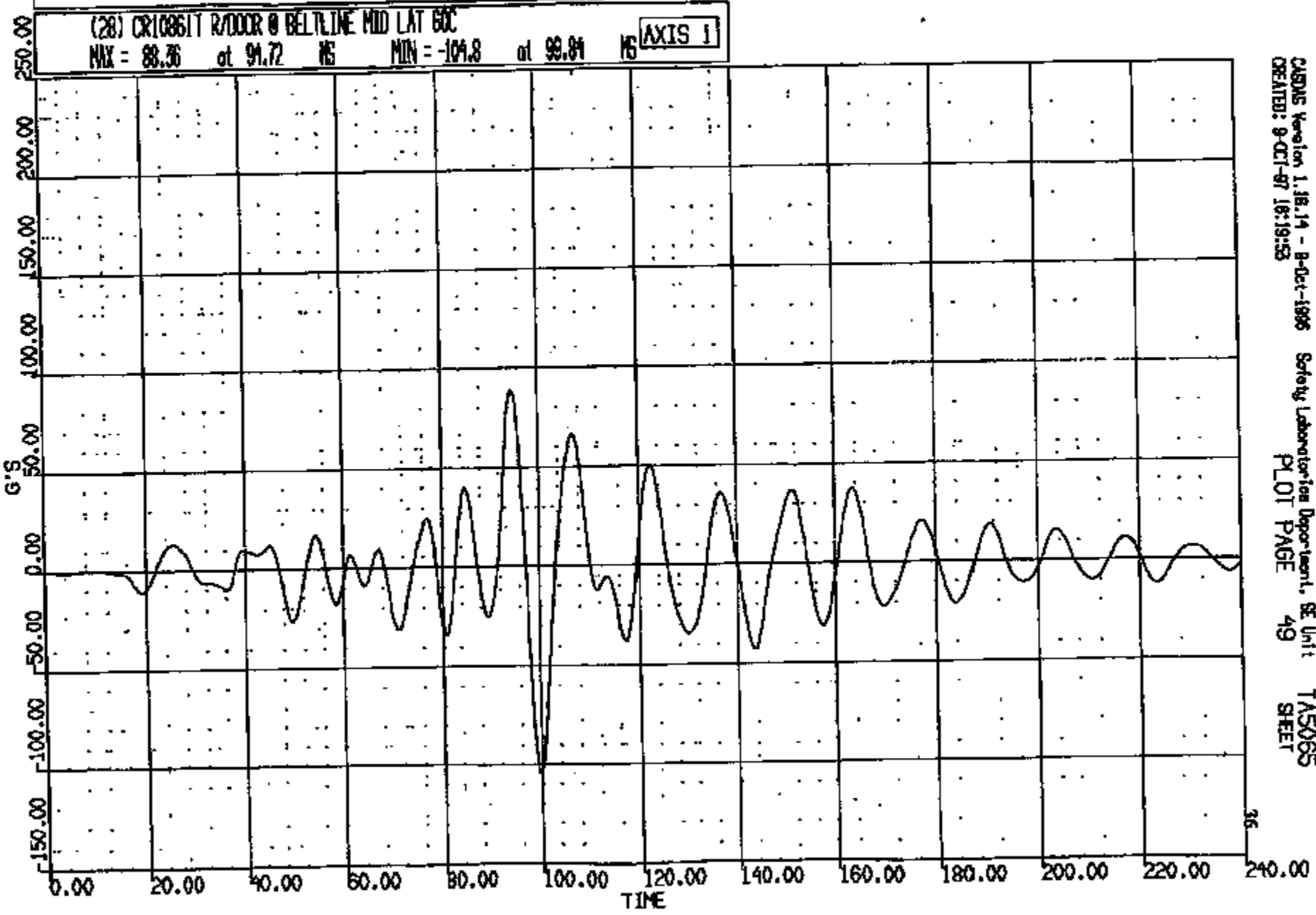


CRSUS Version 1.16.14 - 8-Oct-1988 Safety Laboratories Department, SE Unit
CREATED: 9-OCT-97 16:19:52 PLOT PAGE 48 TAS065 SHEET

93

CR10861

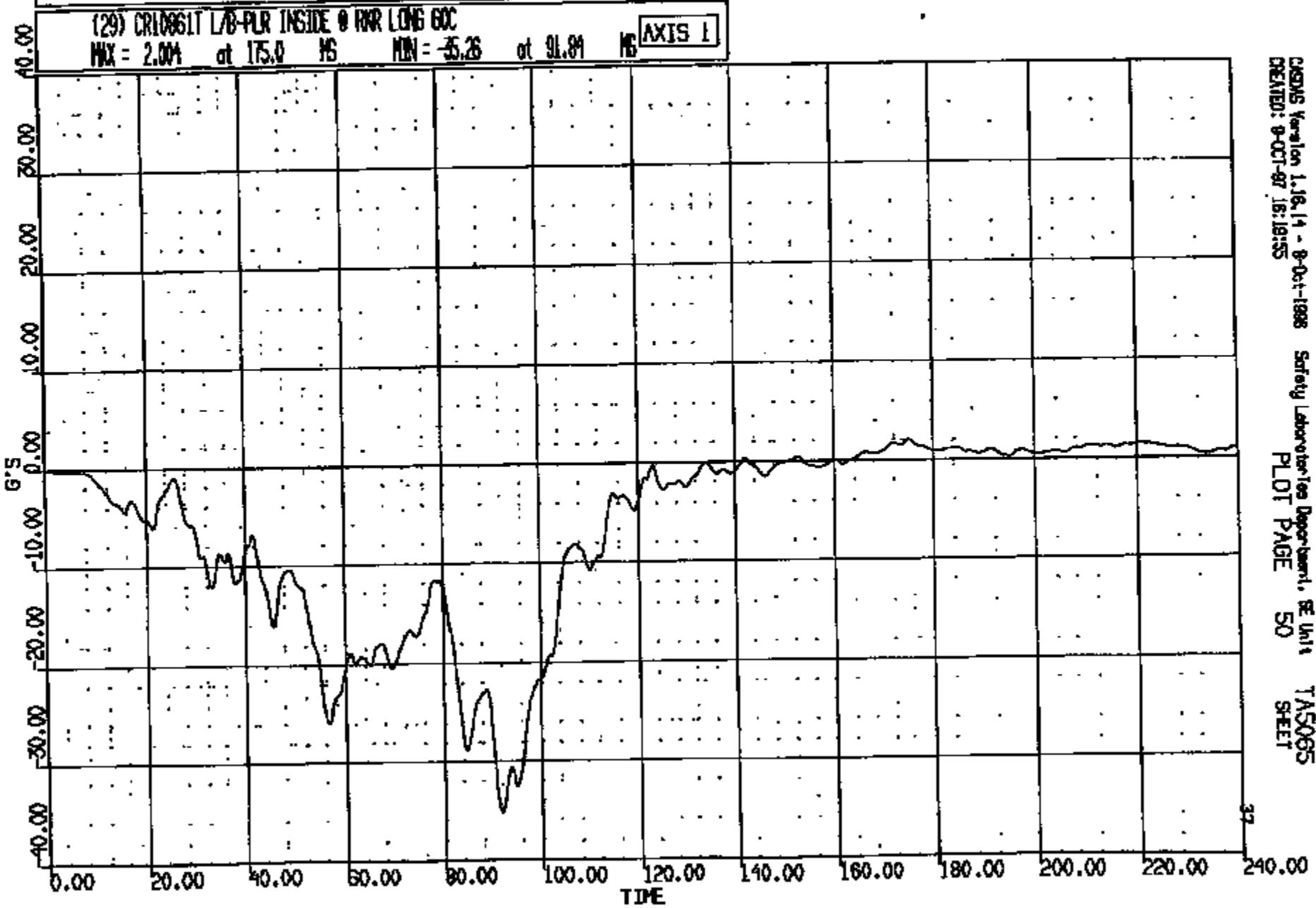
CR R: 10861 TO: TAS065 DATE: 871009 15:44:34
199X DN-101 UNKNOWN



CRTS 0010861

CASUAL Version 1.18.14 - 8-Oct-1986 Safety Laboratories Department, SE Unit
CREATED: 9-OCT-87 16:19:53 PLOT PAGE 49 TAS065 SHEET

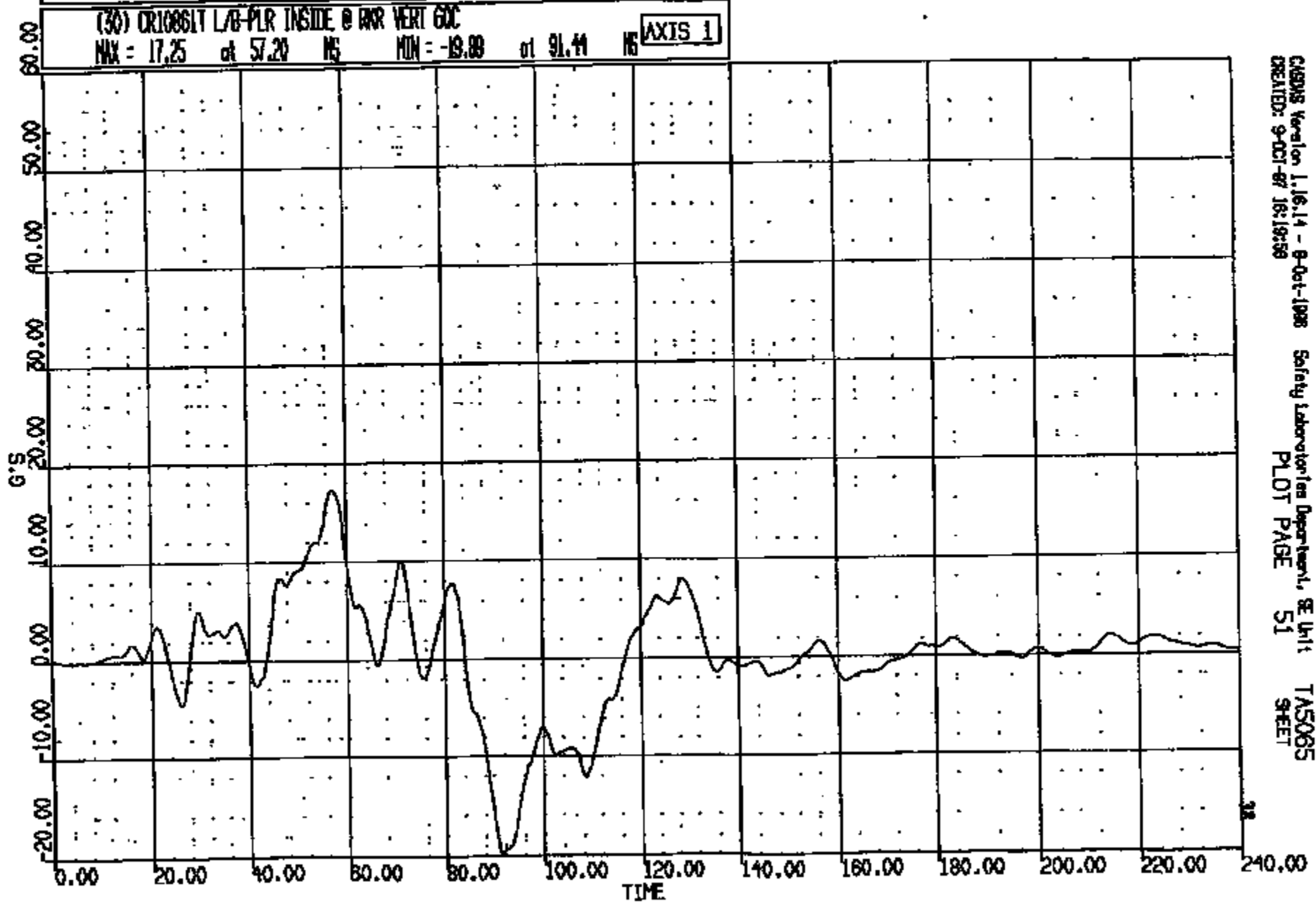
CR R: 10861 TO: TAS065 DATE: 971009 15:44:54
108X DN-101 UNKNOWN



CASMS Version 1.16.14 - 9-Oct-1998 Safety Laboratories Department, SE Unit
CREATED: 9-OCT-97 16:19:55
TAS065
PLOT PAGE 50 SHEET

CRTS 0010861

CR R: 10861 TO: TAS065 DATE: 971008 15:44:34
100X DN-101 UNKNOWN

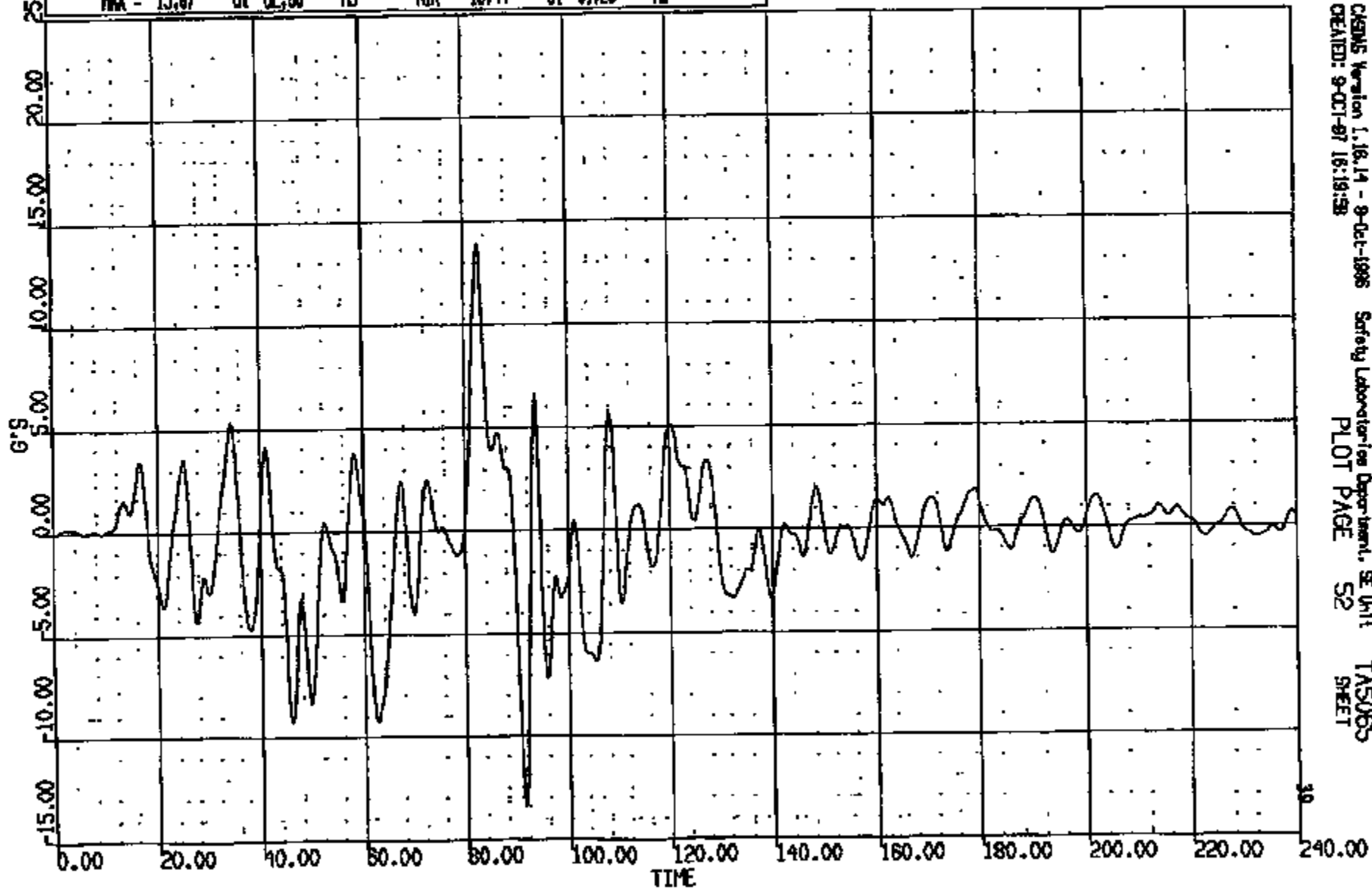


CRTS 0010861

CRS065 Version 1.16.14 - 8-Oct-1998 Safety Laboratories Department, SE Unit
CREATED: 9-OCT-97 16:19:58 PLOT PAGE 51 TAS065
SHEET

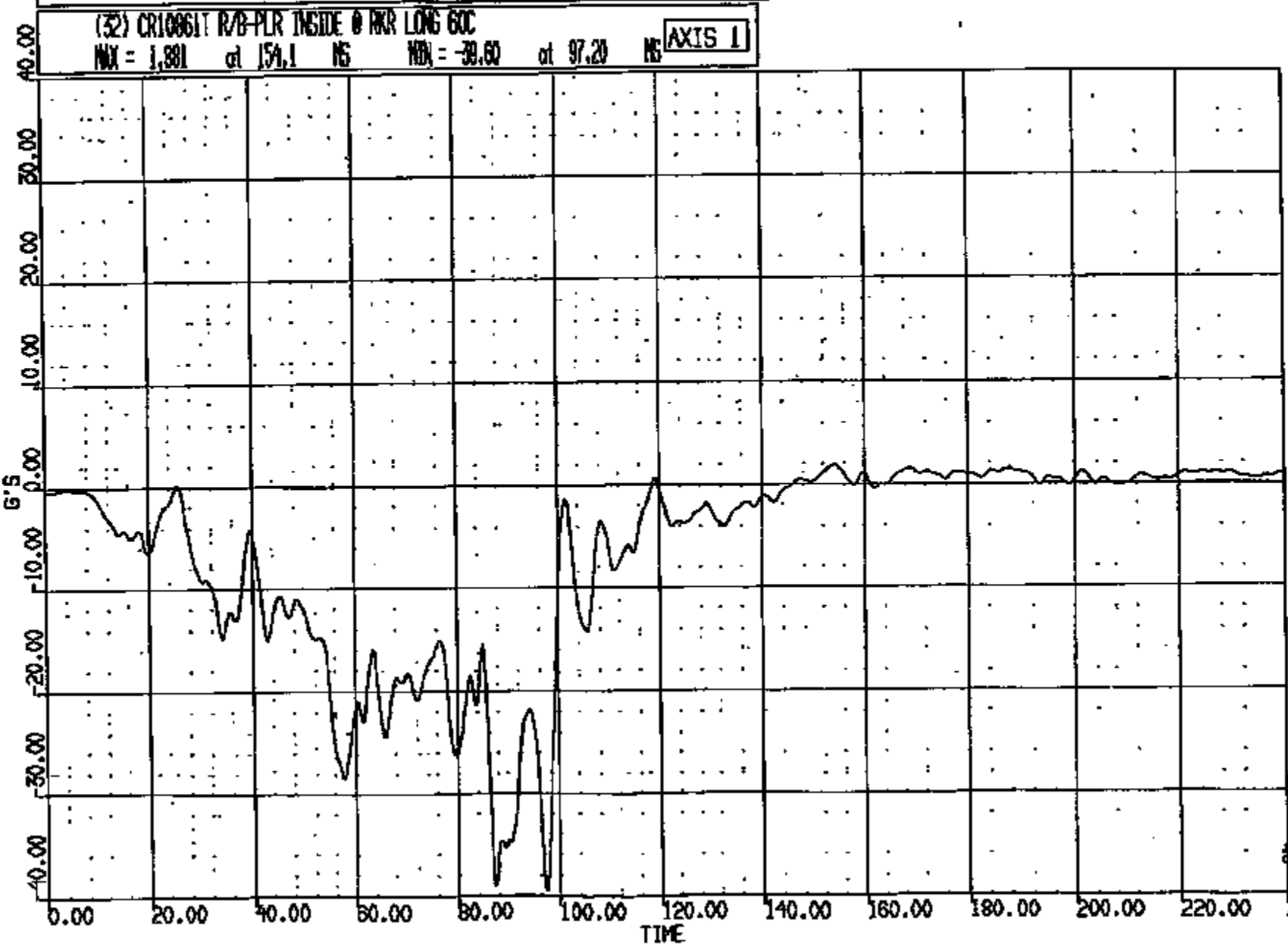
OR R: 10861 TO: TAS065 DATE: 971008 15:44:34
199X ON-101 UNKNOWN

(31) CR10861T L/B-PLR INSIDE @ RCR LAT 60C
MAX = 13.87 at 82.80 MS MIN = -13.44 at 91.28 MS **AXIS 1**



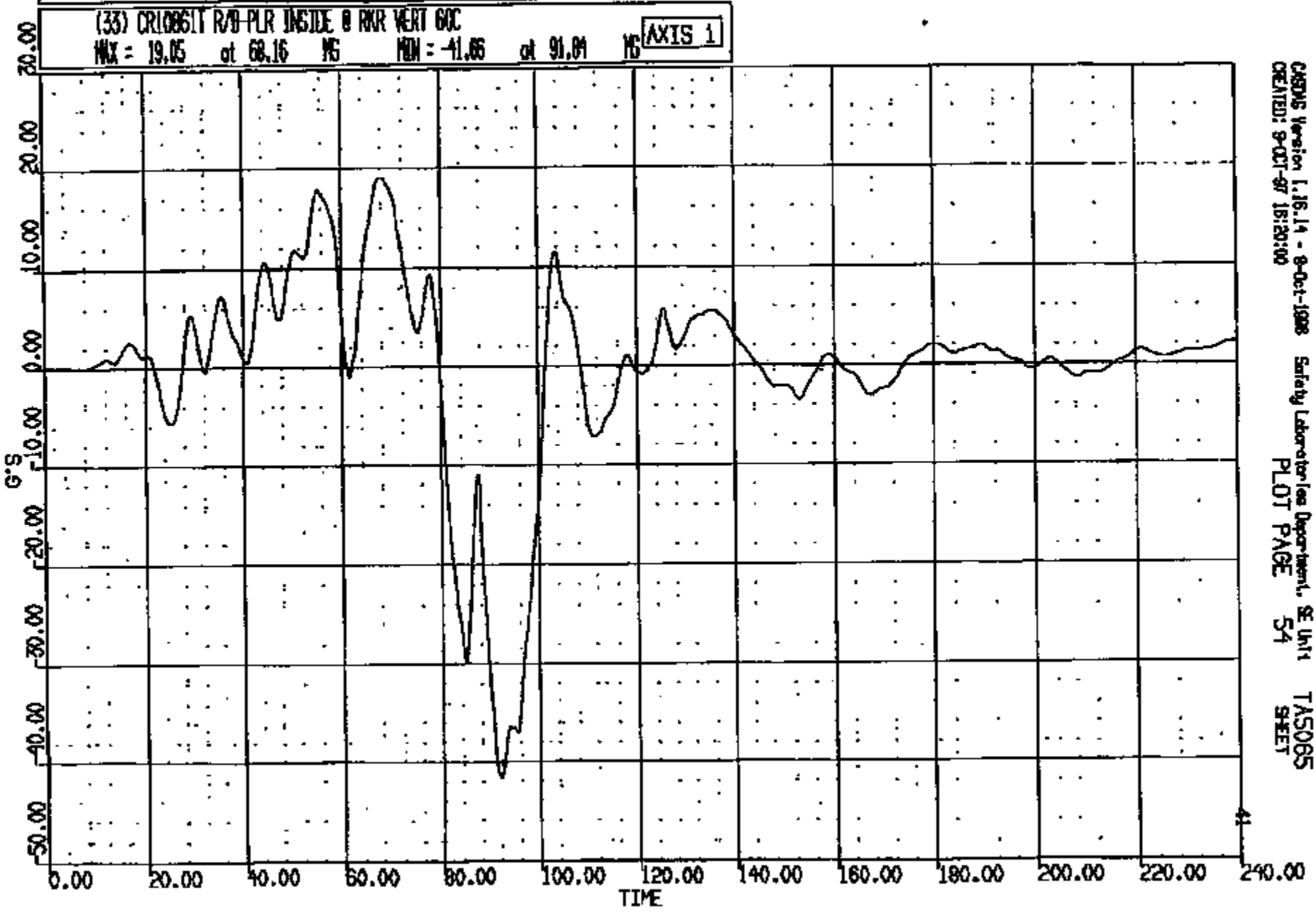
CRTS 0010861

CR R: 10861 TO: TA5065 DATE: 871009 15:44:34
100X ON-101 UNKNOWN



CRS 0010861
CREATED: 8-01-87 16:18:59
Safety Laboratory Department, SE Unit
PLOT PAGE 58
TAS065 SHEET

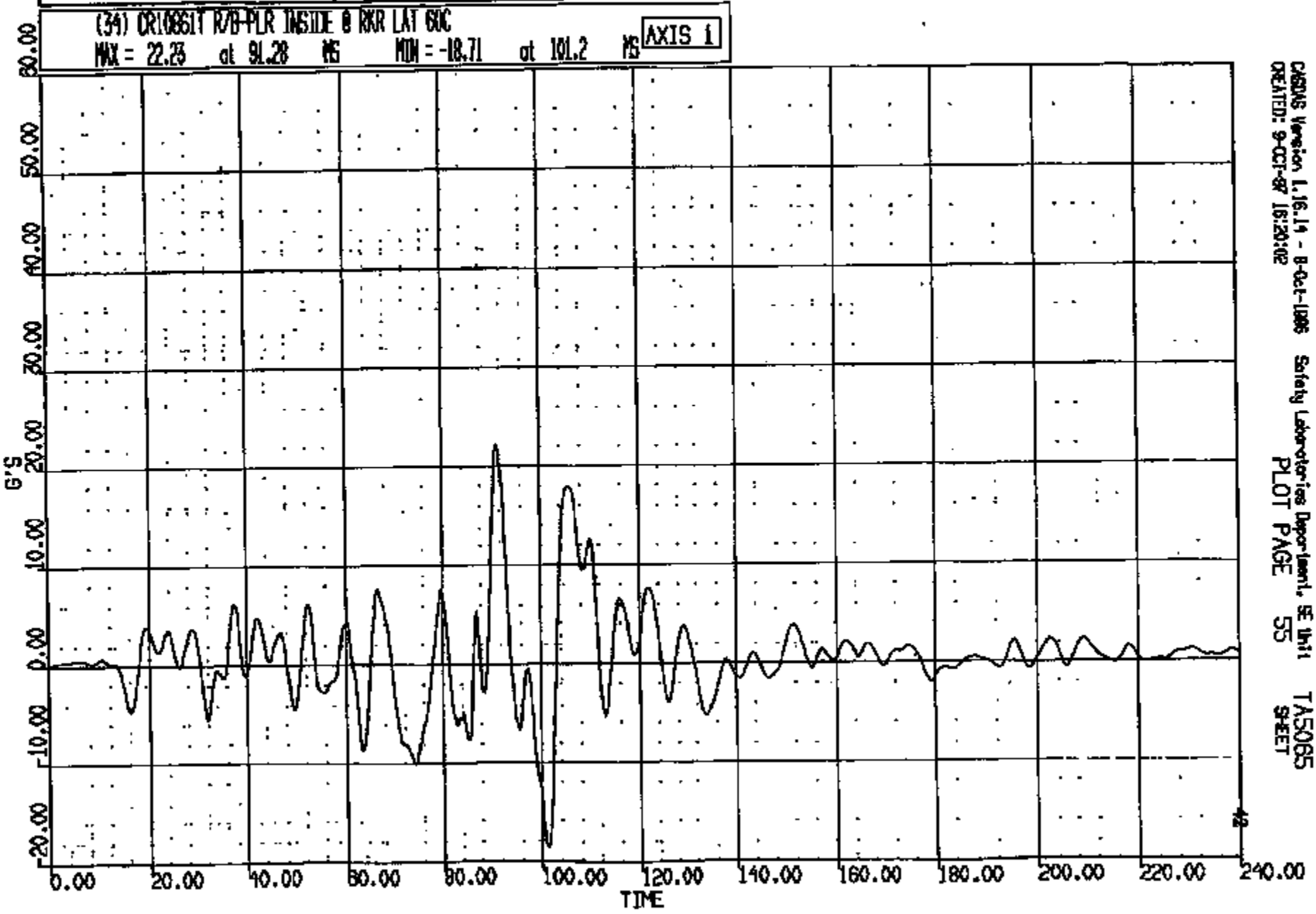
CR R: 10861 TO: TAS065 DATE: 871008 15:44:54
189X DN-101 UNKNOWN



CRTS 0010861

CASMS Version 1.16.14 - 8-Oct-1988 Safety Laboratory Department, SE Unit TAS065
CREATED: 9-OCT-87 15:20:00 PLOT PAGE 54 SHEET

CR R: 10861 TD: TA5065 DATE: 971009 18:44:34
180X DN-101 UNKNOWN

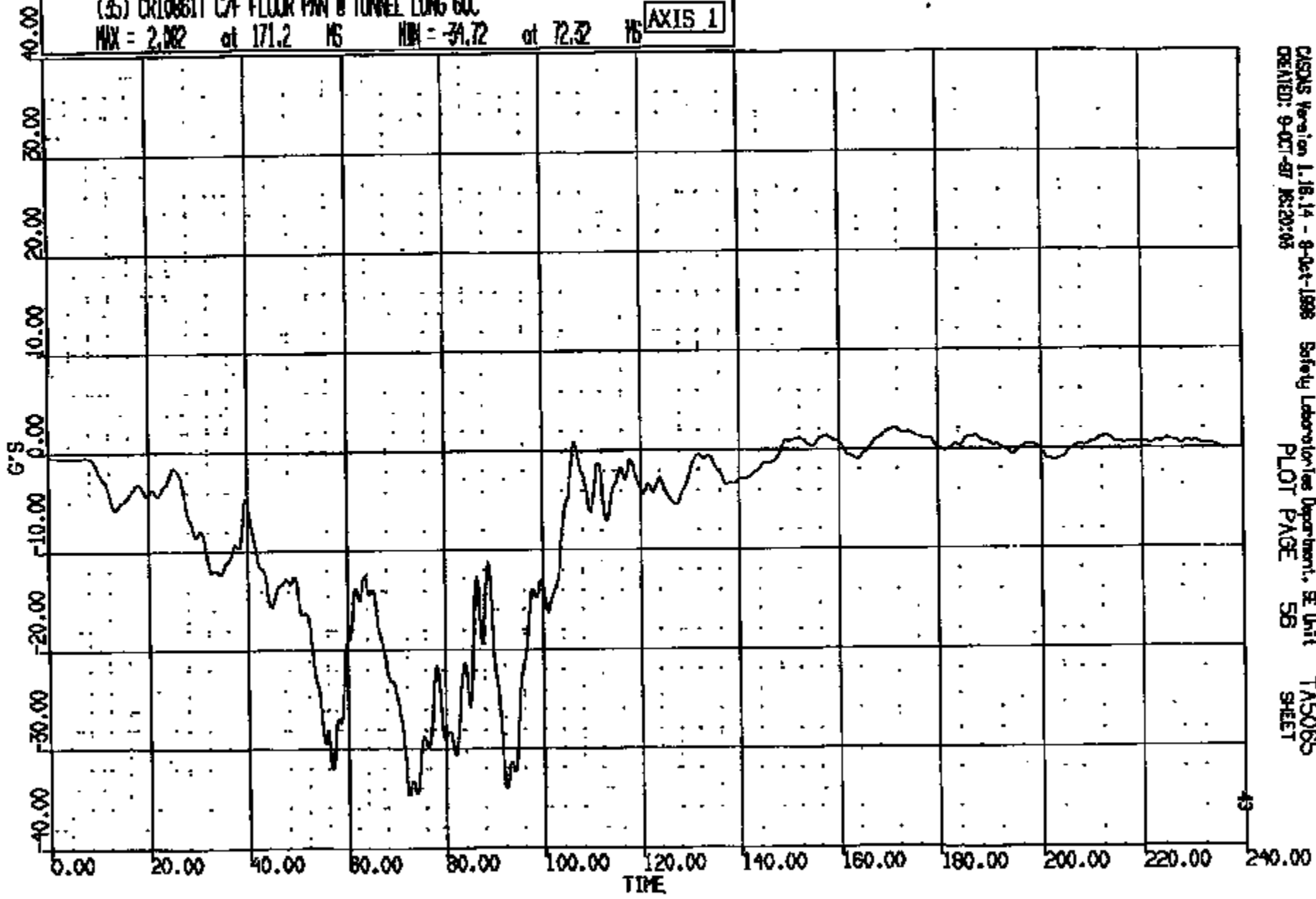


CRTS 0010861

CASONS Version 1.16.14 - 8-Oct-1996 Safety Laboratories Department, SE Unit
CREATED: 9-OCT-97 18:20:02
PLOT PAGE 55
TAS065 SHEET

CR# R: 10861 TO: TA5065 DATE: 871009 15:44:24
100X DN-101 UNKNOWN

(35) CR10861 C/F FLOOR PAN @ TUNNEL LONG GOC
MAX = 2.082 at 171.2 MS MIN = -34.72 at 72.32 MS AXIS 1



CASINS Version 1.18.14 - 8-Oct-1998 Safety Laboratory Department, SE Unit
CREATED: 9-OCT-87 15:20:05
PLOT PAGE 58
TAS065 SHEET

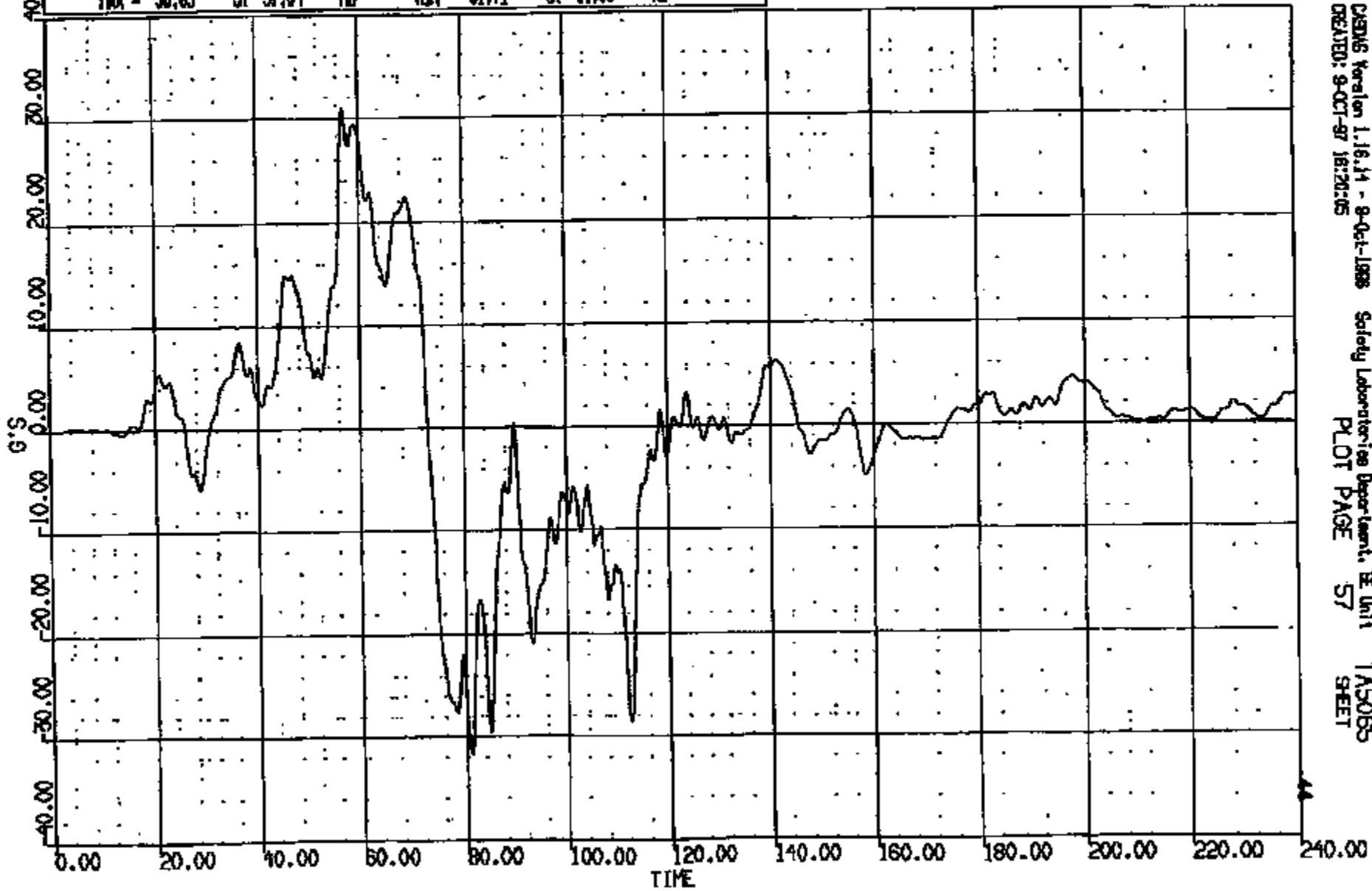
CRTS 0010861

DR #: 10881 TO: TAB055 DATE: 971009 15:44:34
100X DZ-101 UNKNOWN

(36) CR10861T C/F FLOOR PAN @ TUNNEL VERT 60C

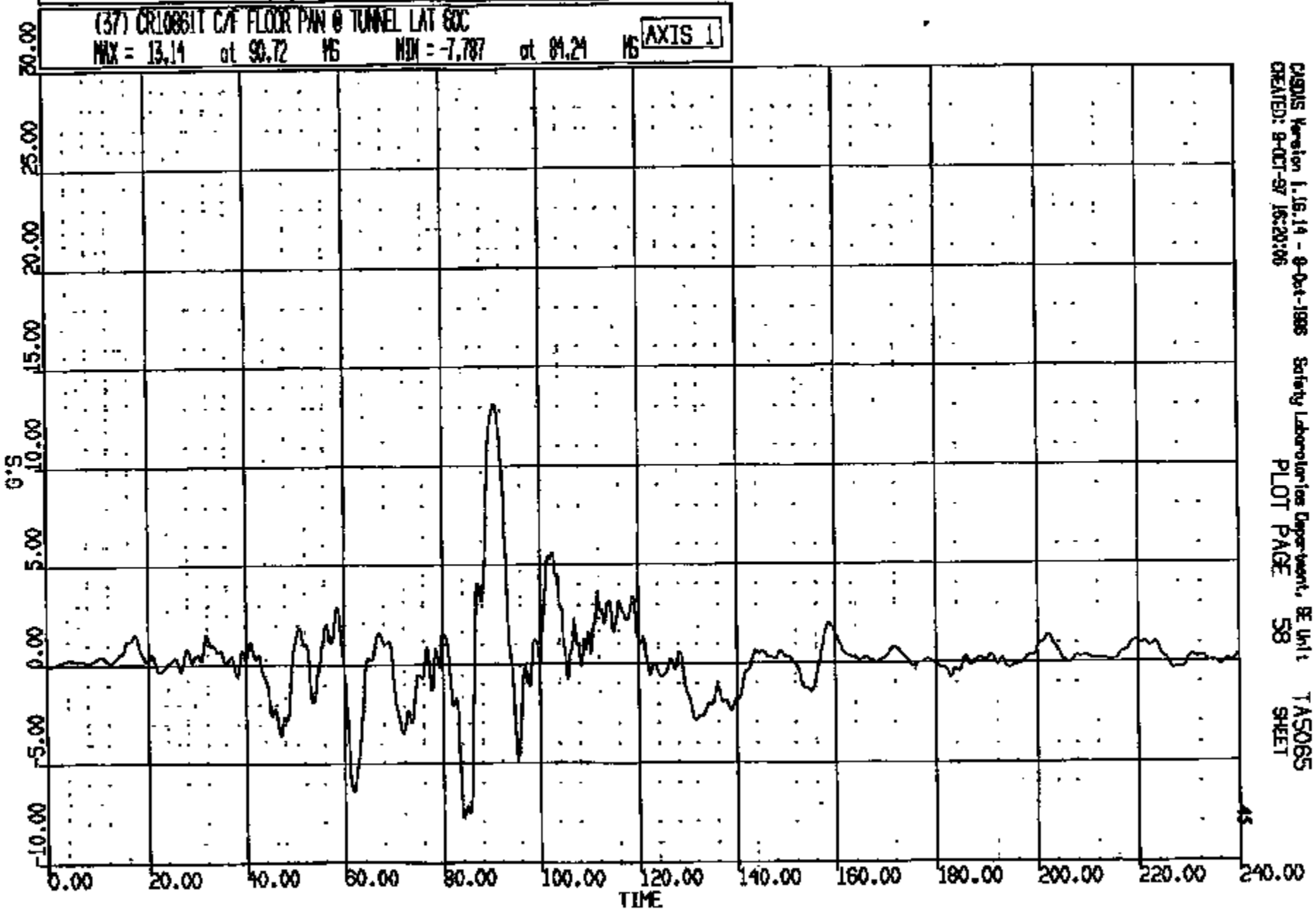
MAX = 30.89 at 57.04 MS MIN = -31.71 at 80.96 MS

AXIS 1



CRTS 0010861

CR R: 10861 TO: TAS065 DATE: 971008 16:44:34
189X DN-101 UNKNOWN



CRIS 0010861

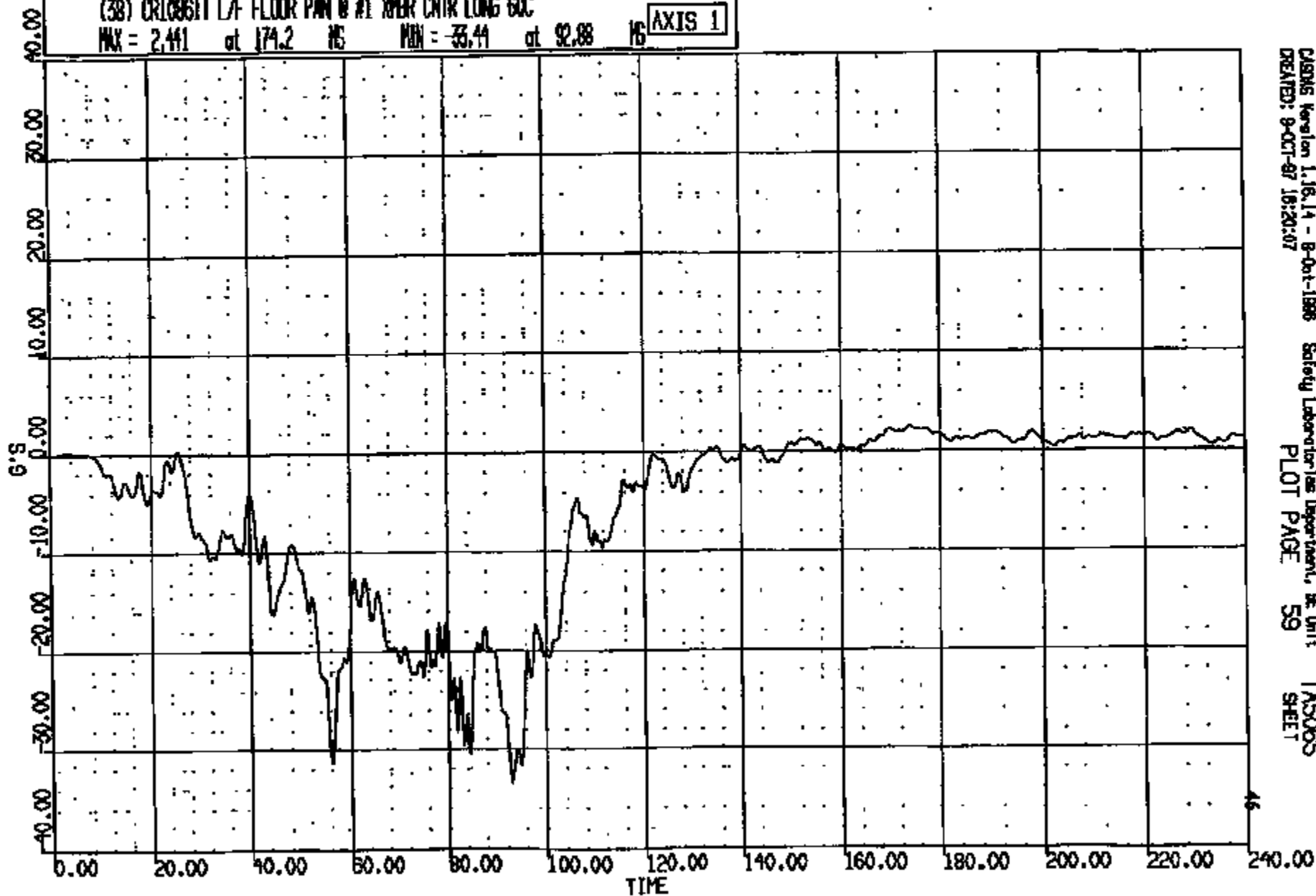
CRISIS Version 1.16.14 - 9-Oct-1998 Safety Laboratories Department, BE Unit 1
CREATED: 9-OCT-97 16:20:06 PLOT PAGE 58 TAS065 SHEET

DR #: 10861 TO: TAS066 DATE: 871008 15:44:54
188X DN-101 UNKNOWN

(38) CR10861 L/F FLOOR PAN @ #1 XMR CNTR LONG 60C

MAX = 2.41 at 174.2 MS MIN = -33.44 at 92.88 MS

AXIS 1



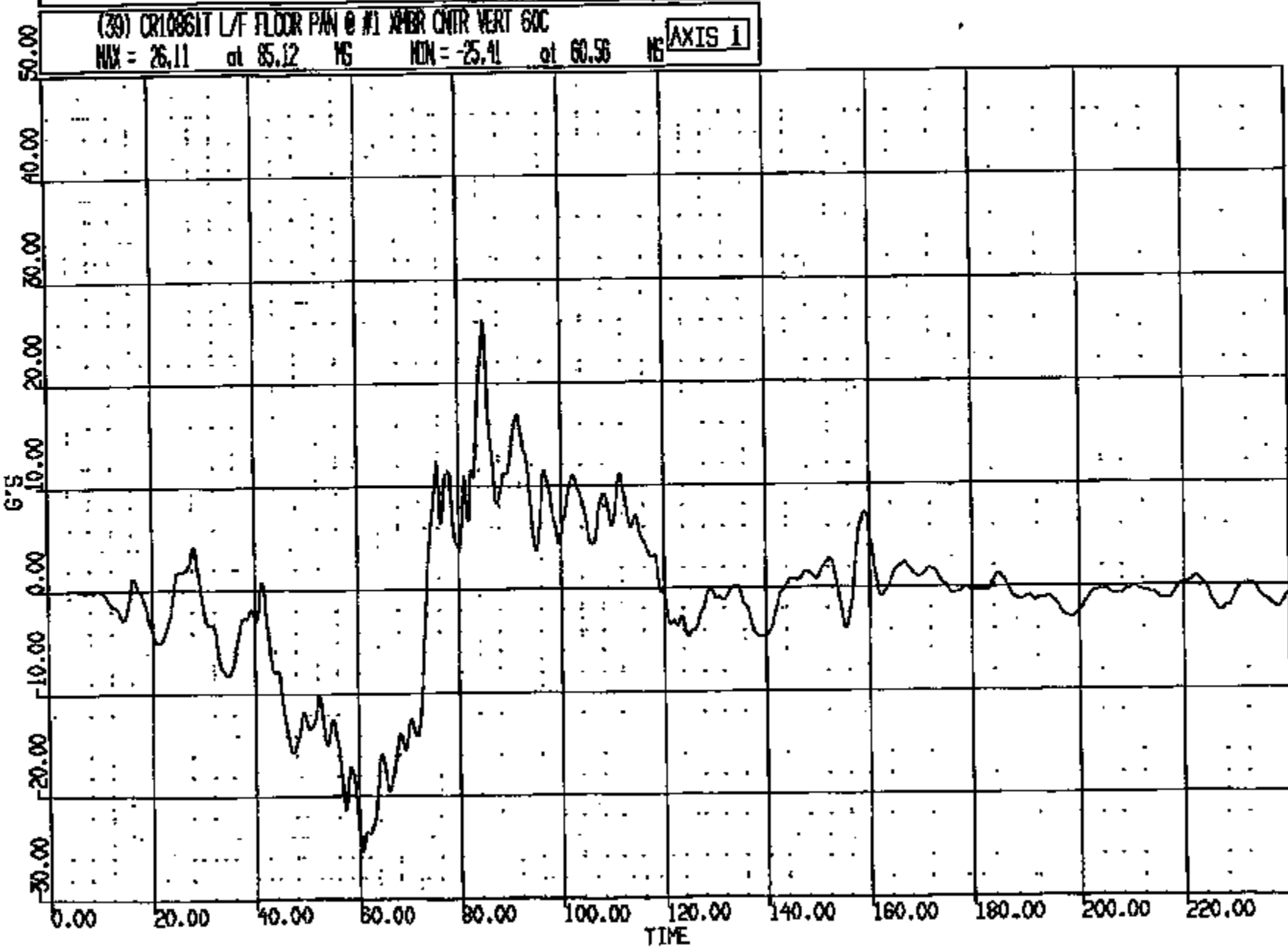
CASINS Version 1.16.14 - 8-Oct-1986
CREATED: 8-OCT-87 16:20:07

Safety Laboratories Department, BE Unit 1
PLOT PAGE 59

TAS066
SHEET

CR1S 0010861

CR R: 10861 TO: TA5065 DATE: 971009 15:44:34
108X DN-101 UNKNOWN



CASDM Version 1.16.14 - 8-Oct-1996 Safety Laboratories Department, SE Unit 1
CREATED: 9-OCT-97 16:29:09 PLOT PAGE 60 TA5065
SHEET

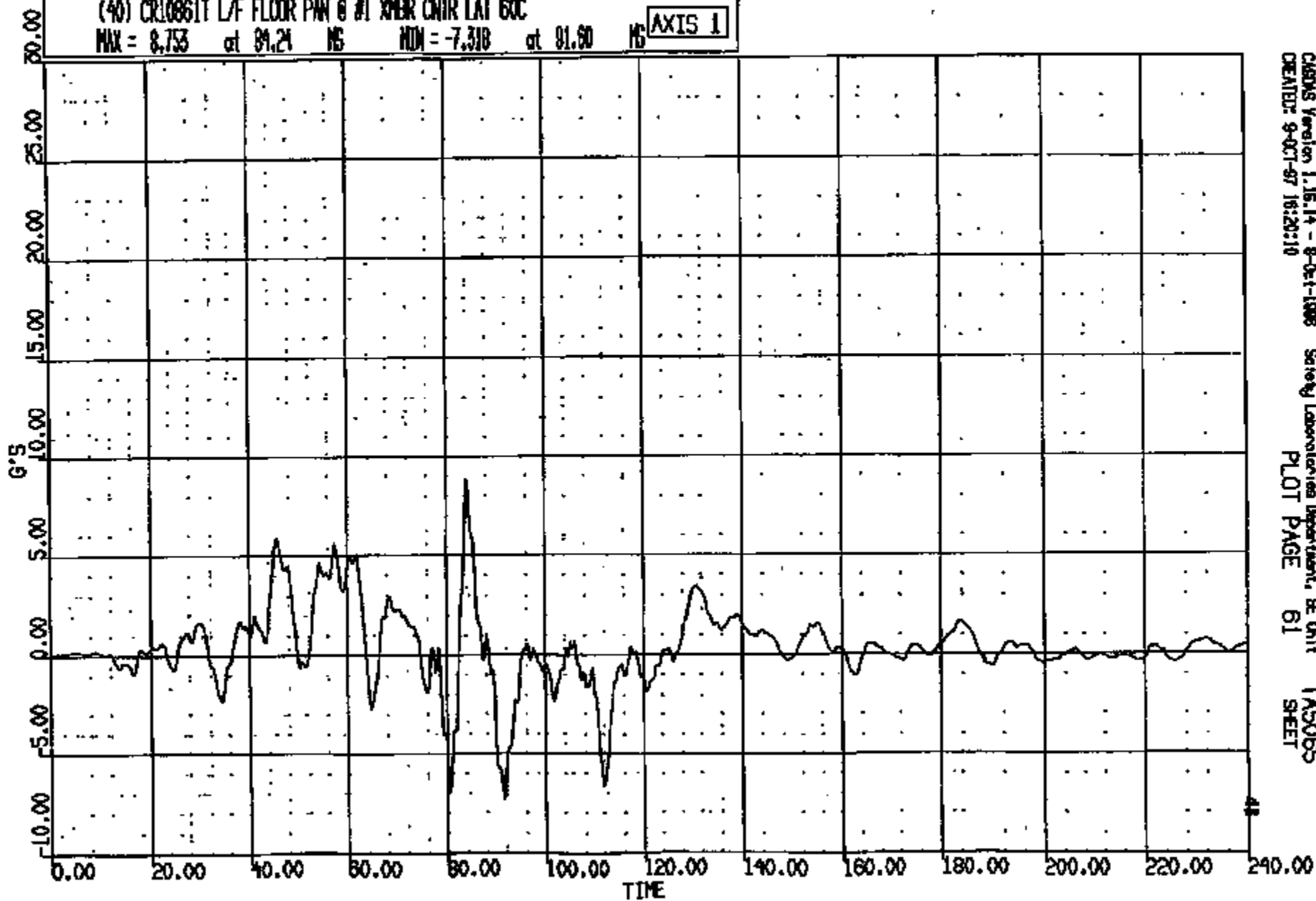
CRTS 0010861

CR R: 10881 TO: TA5065 DATE: 871008 15:44:34
199X DN-101 UNKNOWN

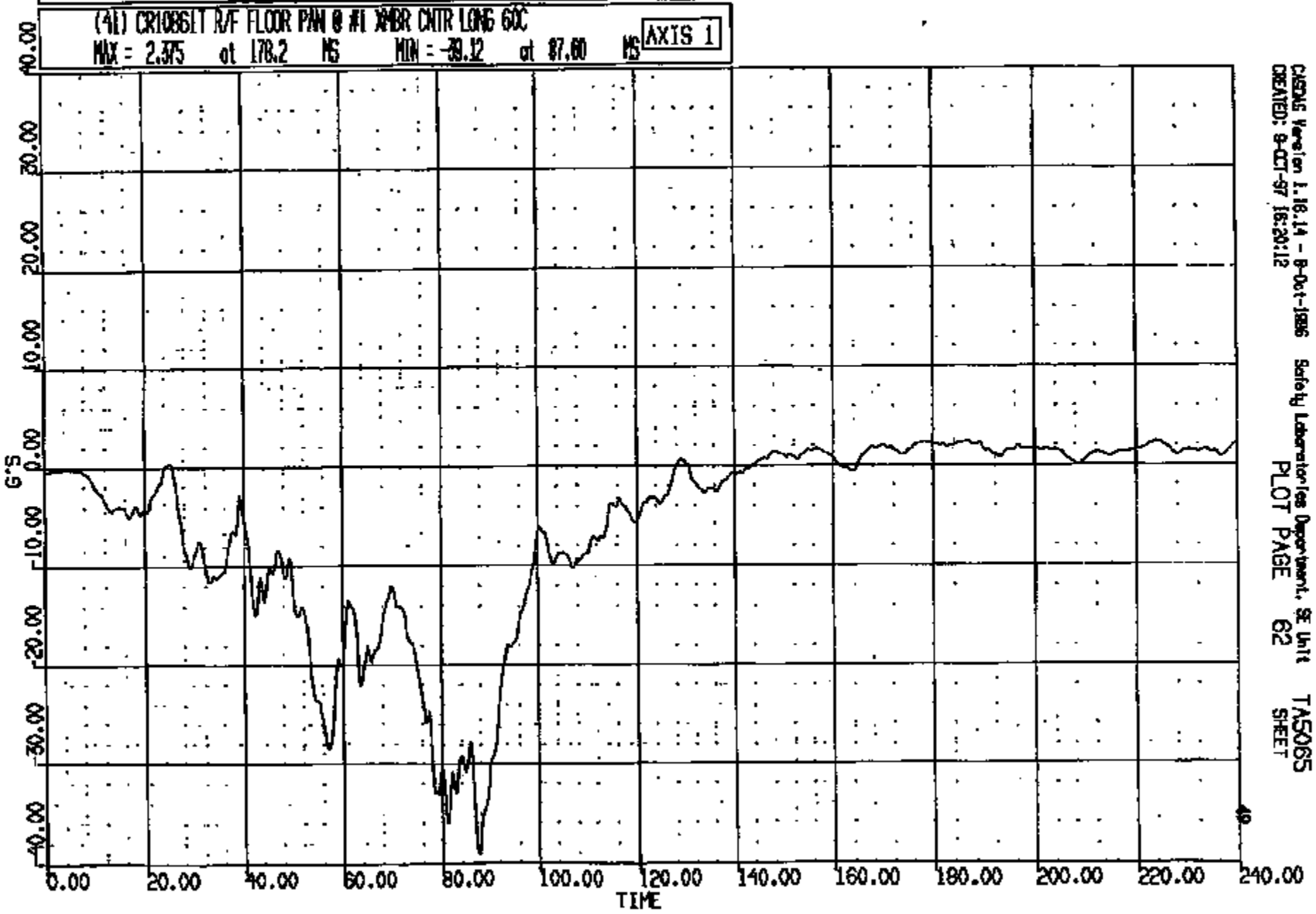
(40) CR10661T L/F FLOOR PAN @ #1 XNER CNTR LAT 60C

MAX = 8.753 at 81.21 MS MIN = -7.318 at 81.60 MS

AXIS 1

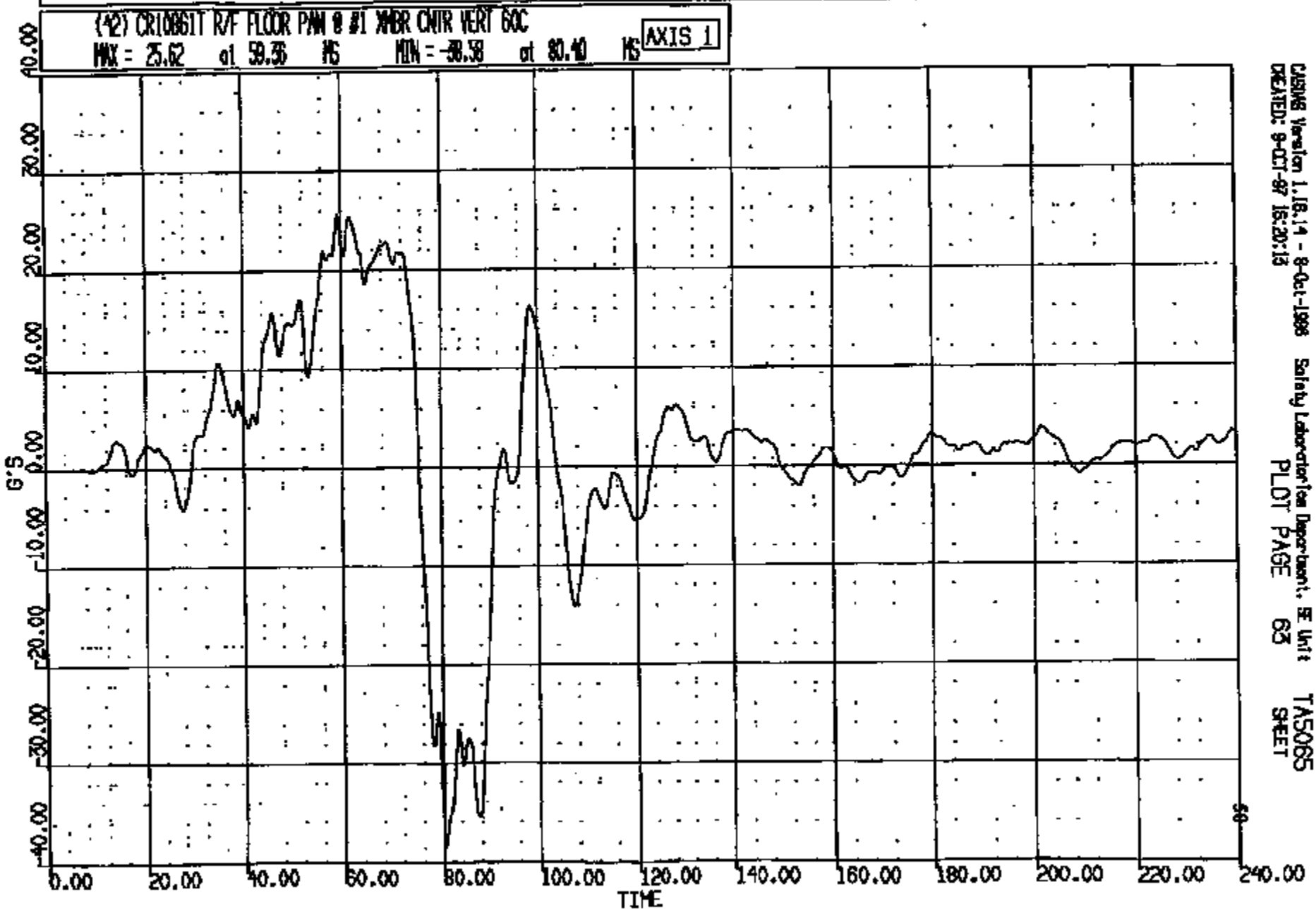


CR R: 10861 TO: T45065 DATE: 871008 15:44:34
189X DN-101 UNKNOWN



CRIS 0010861

CR R: 10861 TO: T5065 DATE: 871008 15:44:34
189X DN-101 UNKNOWN

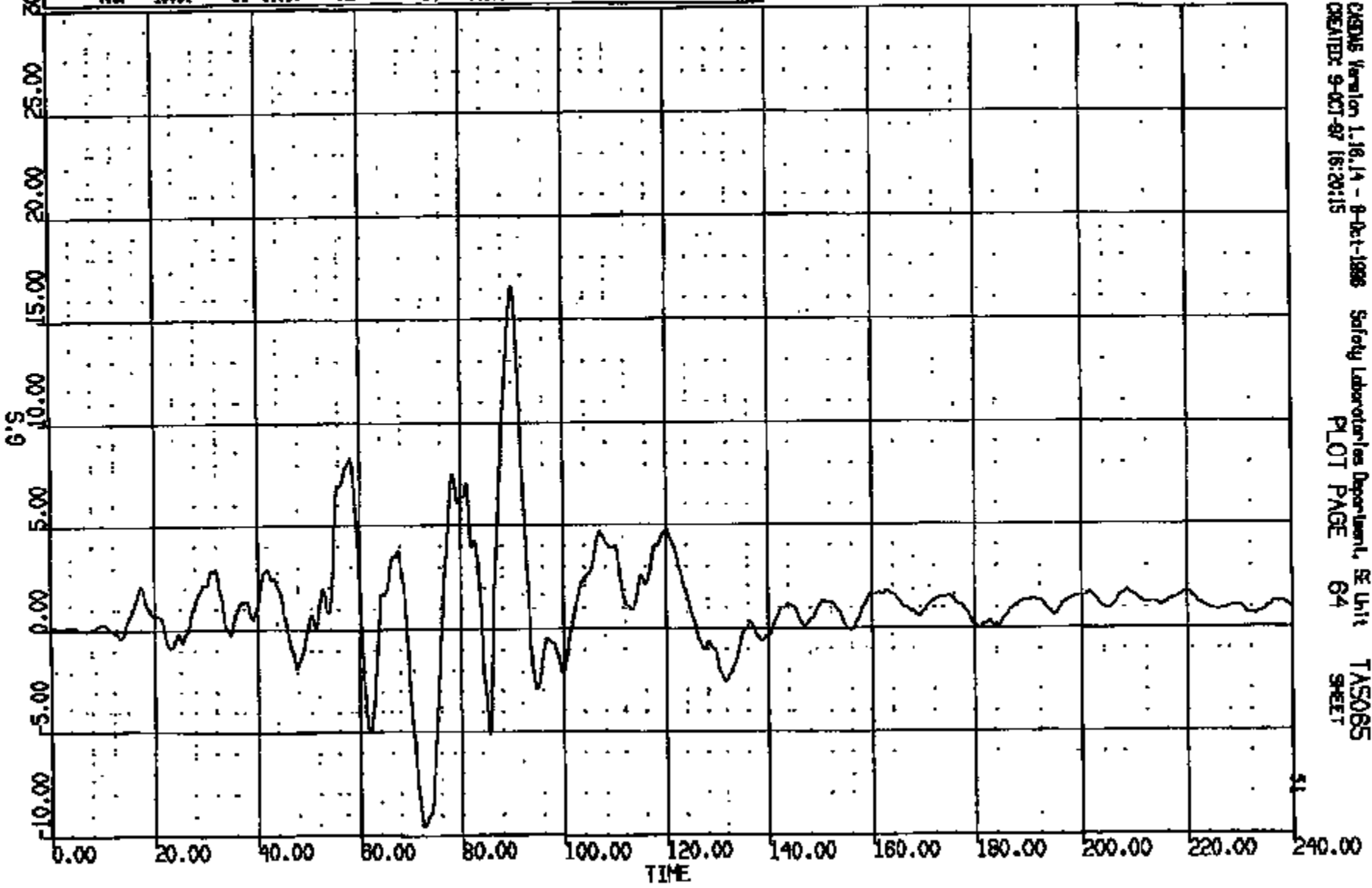


CRTS 0010861

CASING Version 1.18.14 - 8-Oct-1988 Safety Laboratory Department, E Unit
CREATED: 9-OCT-87 15:20:13
PLOT PAGE 63 T5065
SHEET

CR #: 10861 TO: TAS065 DATE: 971009 16:44:34
199X DN-101 UNKNOWN

(43) CR10861 R/F FLOOR PAN @ #1 XMR CNTR LAT 60C
MAX = 16.61 at 90.16 MS MIN = -9.580 at 72.36 MS AXIS 1

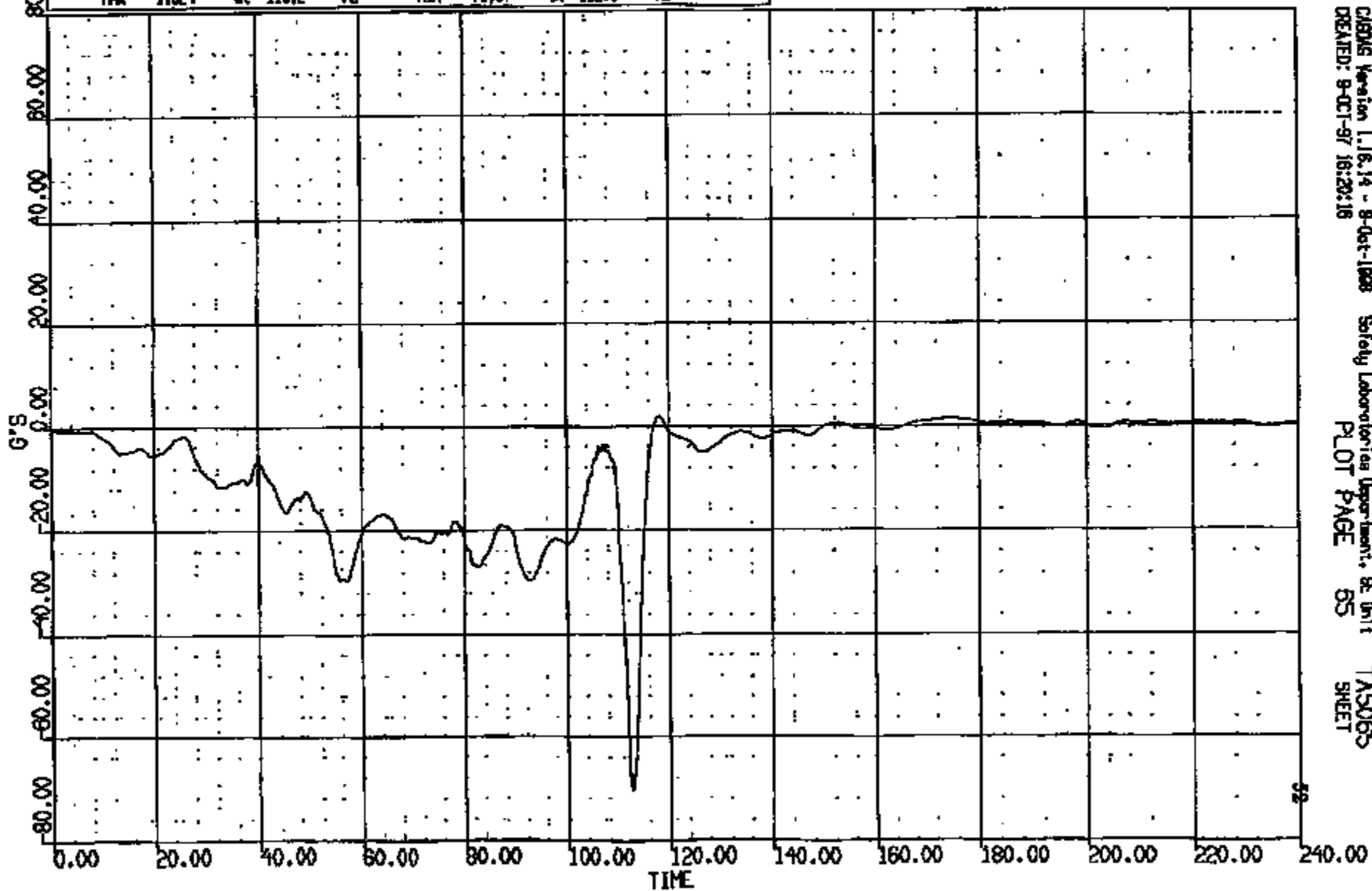


CASUS Version 1.16.14 - 8-Oct-1998 Safety Laboratories Department, SE Unit TAS065
CREATED: 9-OCT-97 16:20:15 PLOT PAGE 64 SHEET

CR1S 0010861

CR R: 10881 TO: T45085 DATE: 971009 16:44:34
199X DN-101 UNKNOWN

(44) CR10881T L/H FLOOR PAN 0 #2 XBR CNTR LONG 60C
MAX = 1.924 at 118.2 MS MIN = -70.37 at 112.5 MS **AXIS 1**



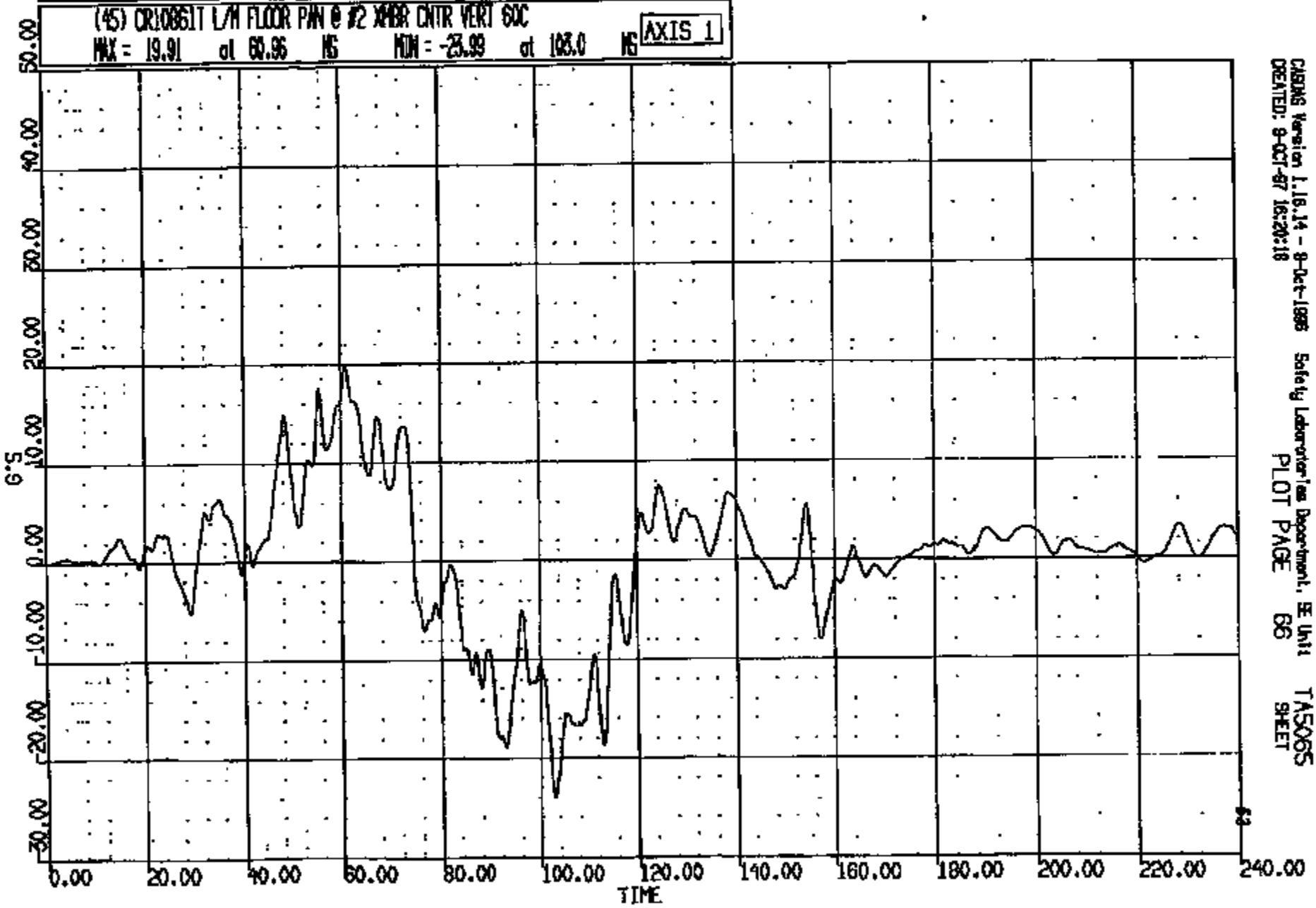
CADWAS Version 1.16.14 - 8-Oct-1998
CREATED: 9-OCT-97 16:20:18

Safety Laboratories Department, SE Unit
PLOT PAGE 85

T45085
SHEET

CRTS 0010861

CR R: 10881 TO: TA5086 DATE: 971009 18:44:34
188X DN-101 UNKNOWN



CADMS Version 1.18.14 - 9-Dec-1995 Safety Laborer/Ins Department, SE Unit
CREATED: 9-OCT-97 16:20:18 PLOT PAGE 66 TA5086
SHEET

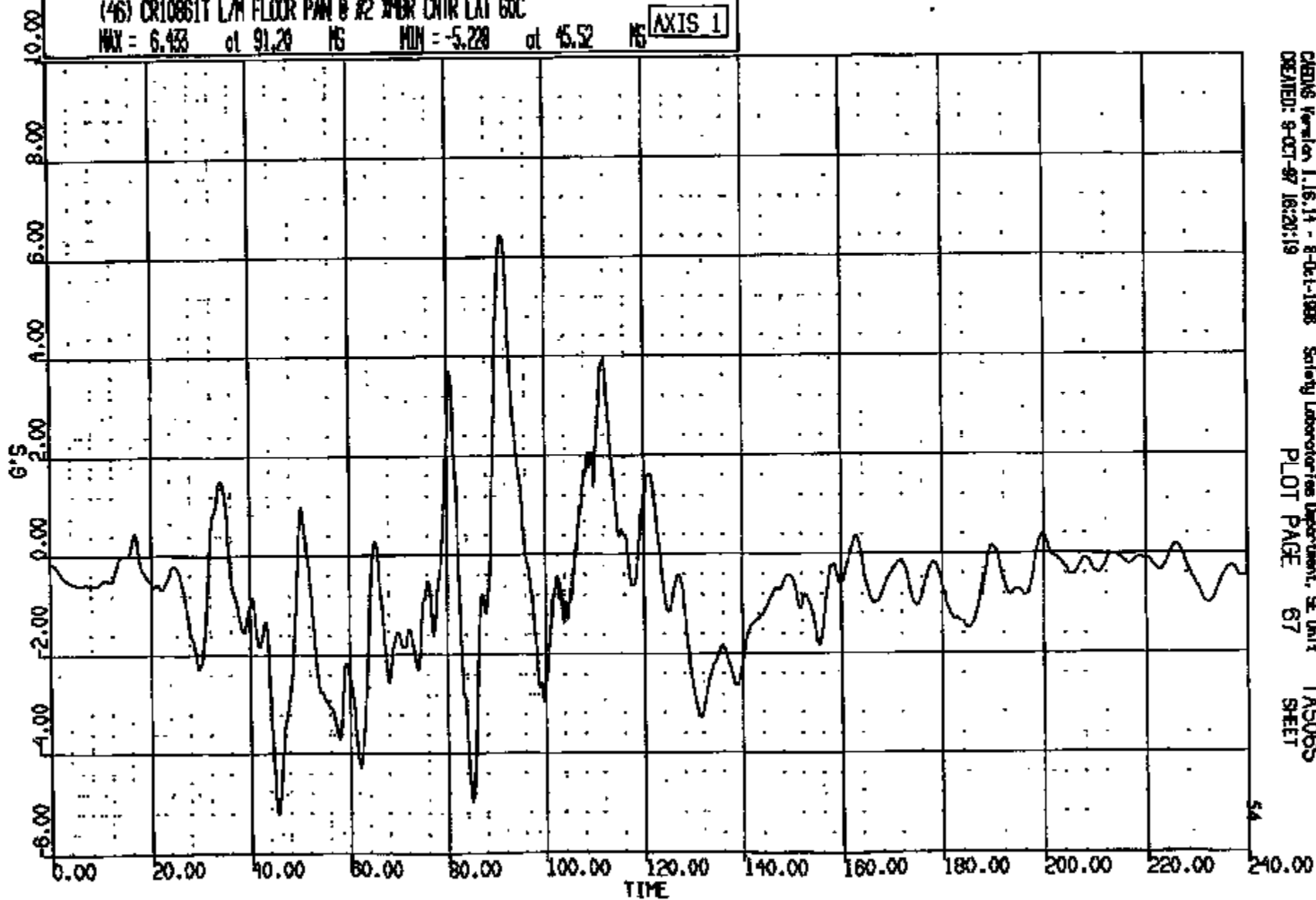
CR1S 0010861

CR R: 10861 TD: T5065 DATE: 871008 15:44:34
188X DN-101 UNKNOWN

(46) CR10861T L/H FLOOR PAN @ #2 W/BR CNTR LAT 60C

MAX = 6.433 at 91.20 MS MIN = -5.228 at 45.52 MS

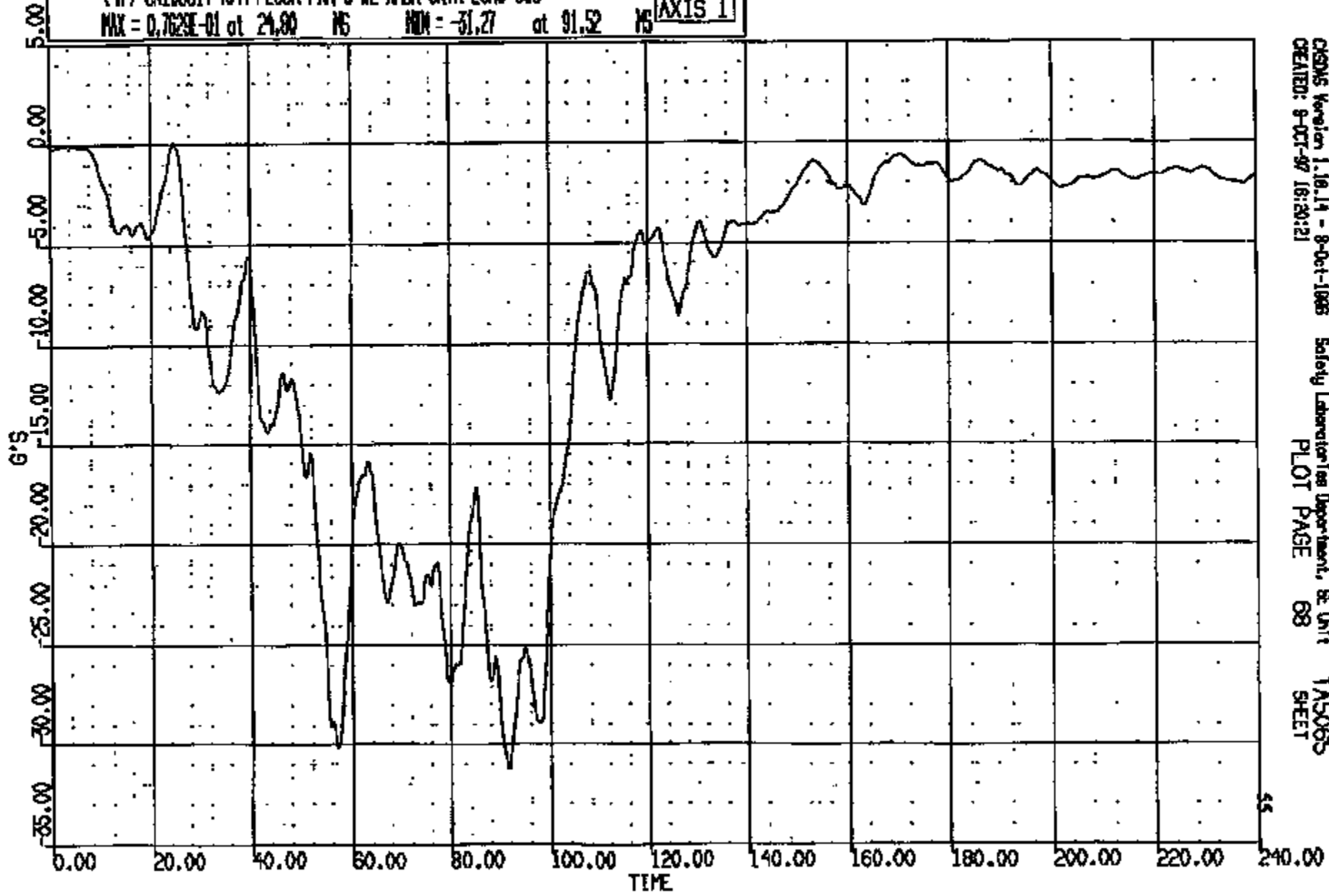
AXIS 1



CRIS 0010861

CR R: 10861 TO: T45065 DATE: 871009 15:44:34
199X DN-101 UNKNOWN

(47) CR10861 R/M FLOOR PAN @ #2 XPER CNTR LONG 60C
MAX = 0.7629E-01 at 24.80 MS MIN = -31.27 at 91.52 MS AXIS 1

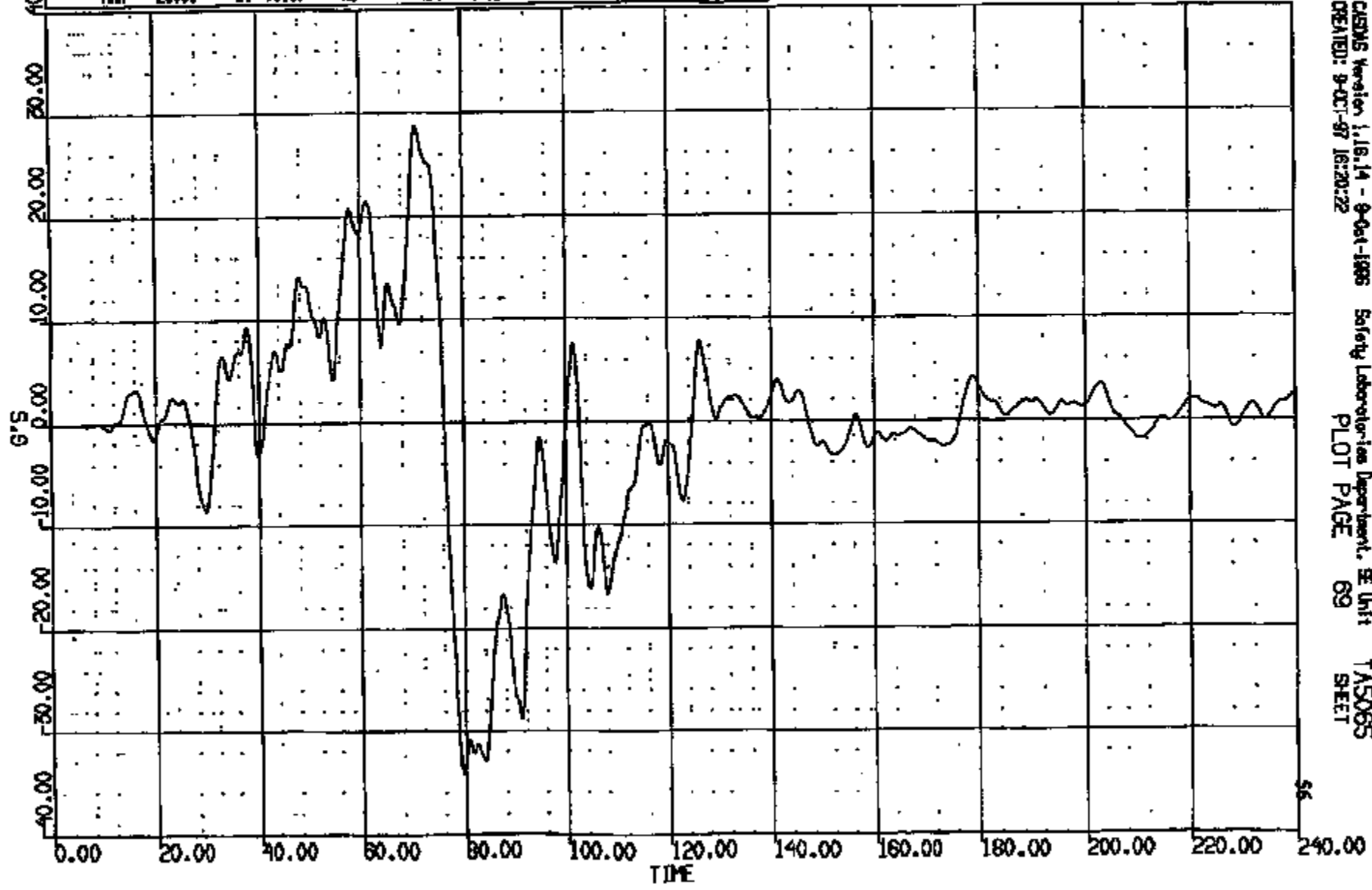


CRS05 Version 1.16.14 - 8-Oct-1988 Safety Laboratories Department, BE Unit T45065
CREATED: 8-OCT-87 16:20:21 PLOT PAGE 68 SHEET

CR10861

CR N: 10861 TO: TAS065 DATE: 971009 15:44:24
199X DN-101 UNKNOWN

(48) CR10861T R/M FLOOR PAN @ #2 XMR CNTR VERT SOC
MAX = 28.69 at 70.00 NS MIN = -34.24 at 79.52 NS **AXIS 1**

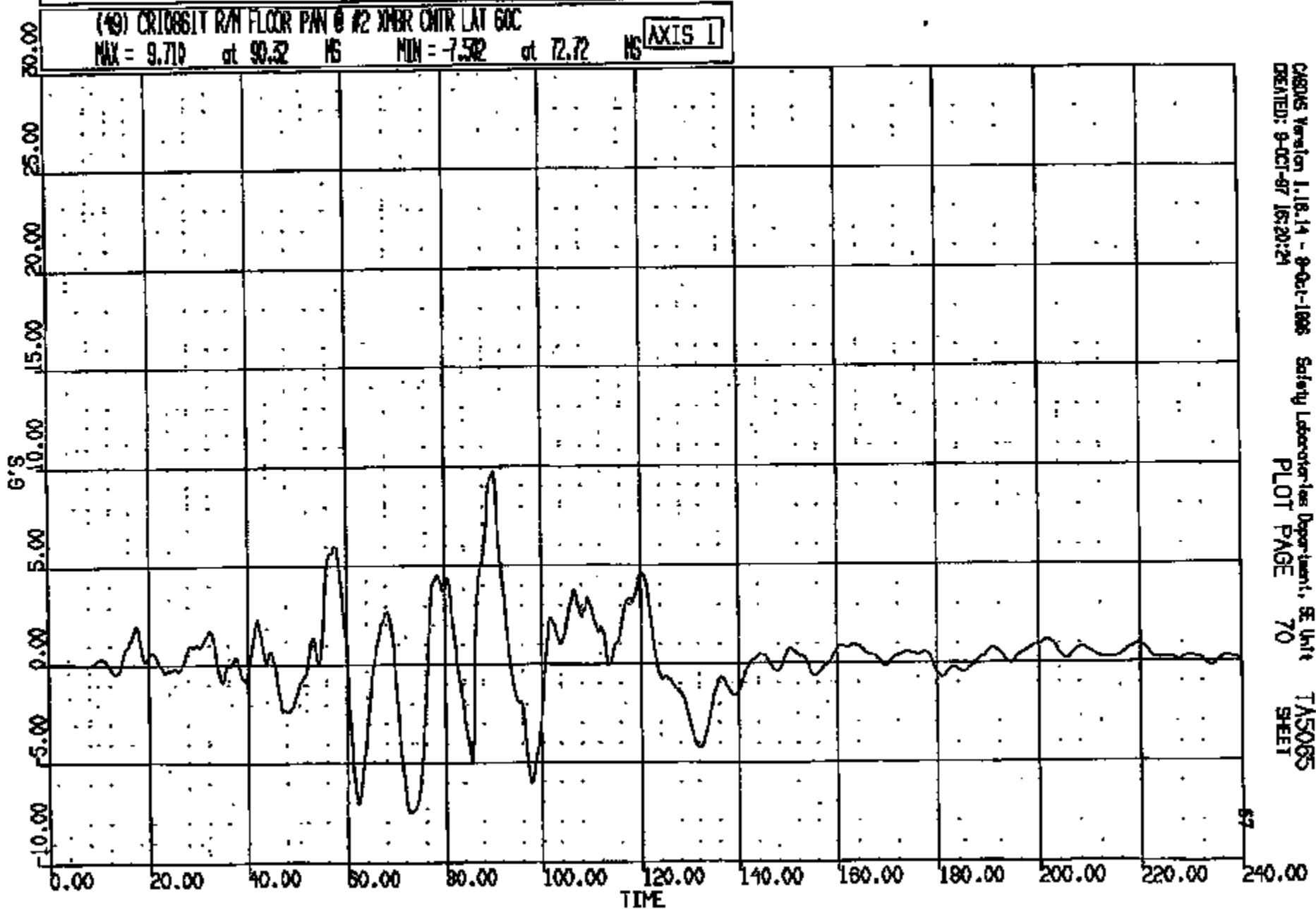


CRTS 0010861

CASMS Version 1.18.14 - 9-Oct-1995 Safety Laboratories Department, SE Unit TAS065
CREATED: 9-Oct-97 16:20:22 PLOT PAGE 69 SHEET

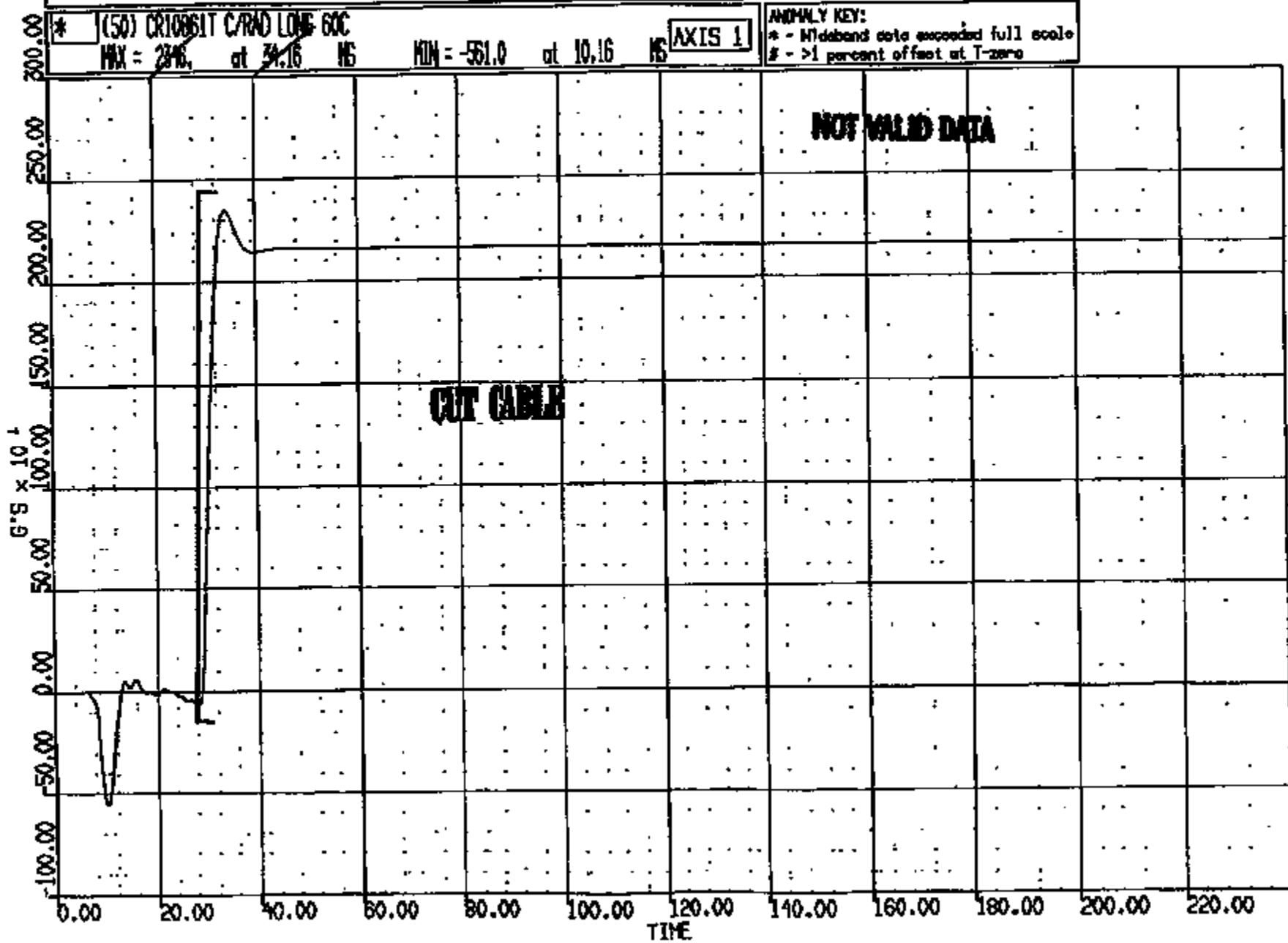
56

CR R: 10861 TO: TAS065 DATE: 971008 15:44:34
199X DN-101 UNKNOWN



CR1S 0010861

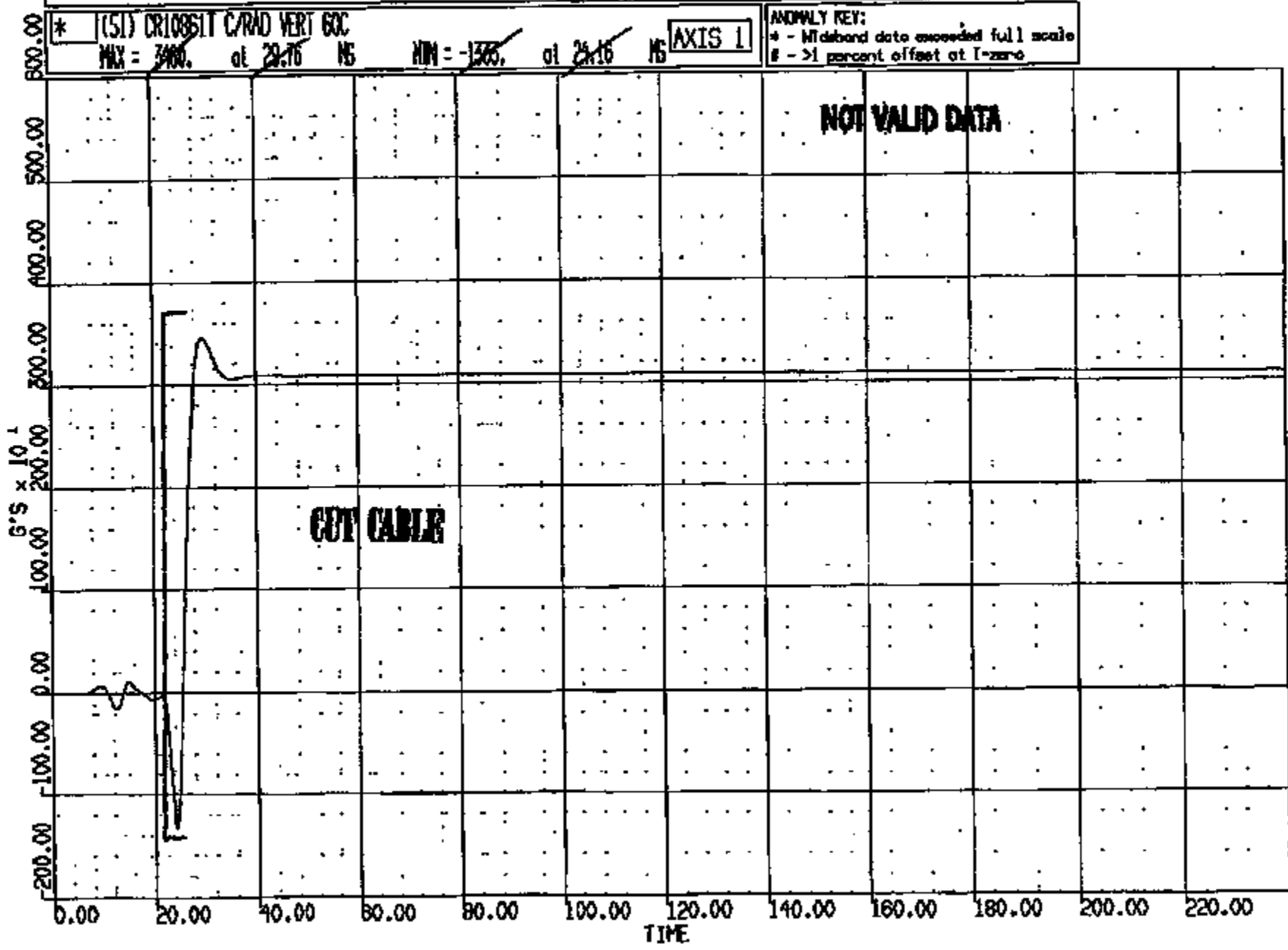
CR N: 10861 TO: TAB065 DATE: 871008 15:44:34
189X DN-101 UNKNOWN



CR1S 0010861

SR

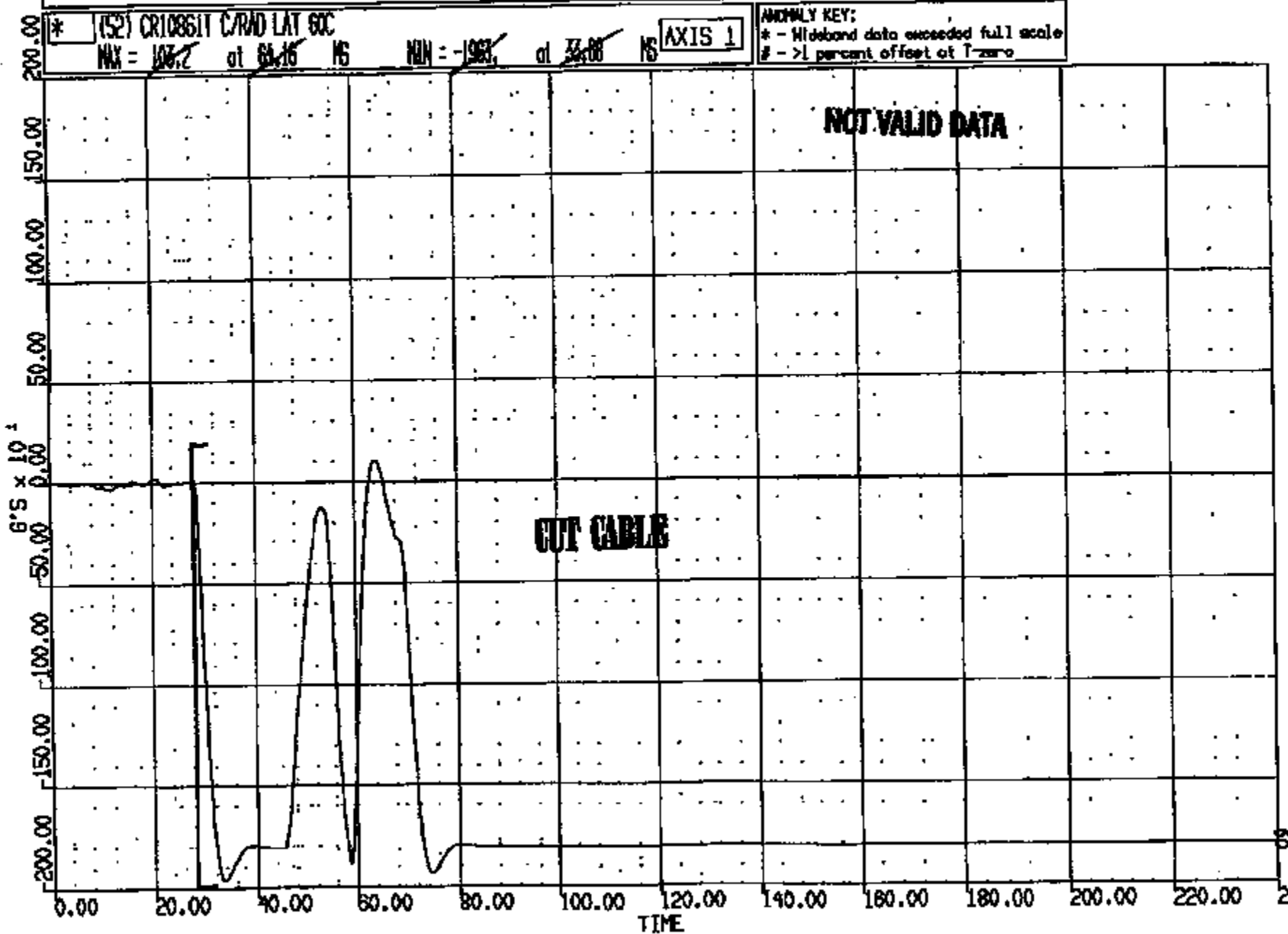
CR #: 10881 TO: TAS085 DATE: 971009 15:44:34
198X DN-101 UNKNOWN



CRTS 0010861

CRS085 Version 1.16.14 - 8-Oct-1998 Safety Laboratories Department, SE Unit
CREATED: 9-01-97 16:20:28 PLOT PAGE 72 TAS085 SHEET

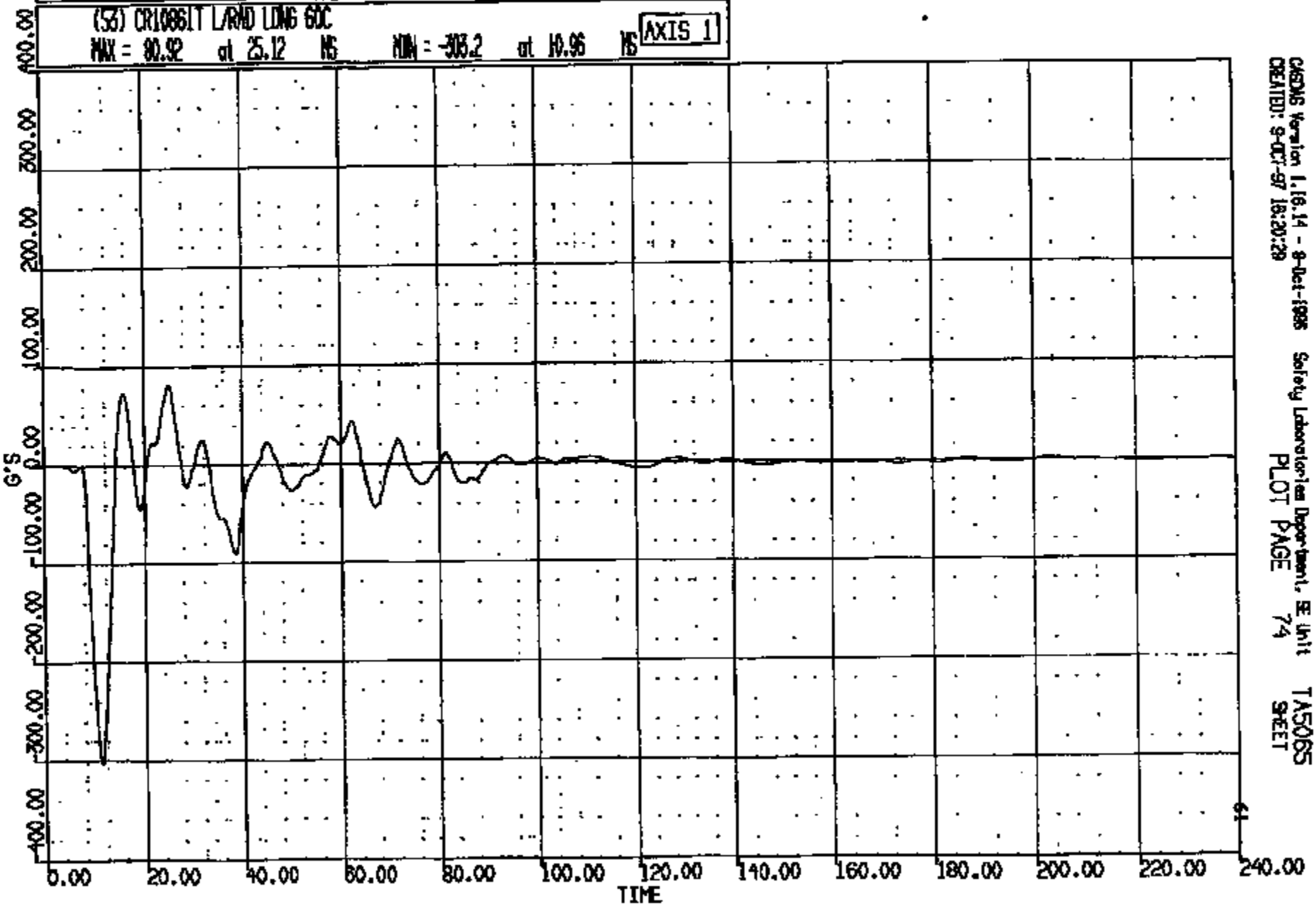
CR R: 10881 TO: TAS065 DATE: 971008 15:44:54
199X DN-101 UNKNOWN



CASDS Version 1.16.14 - 8-Oct-1998 Safety Laboratories Department, SE Unit TAS065
CREATED: 9-OCT-97 16:20:28 PLOT PAGE 73 SHEET

CRTS 0010861

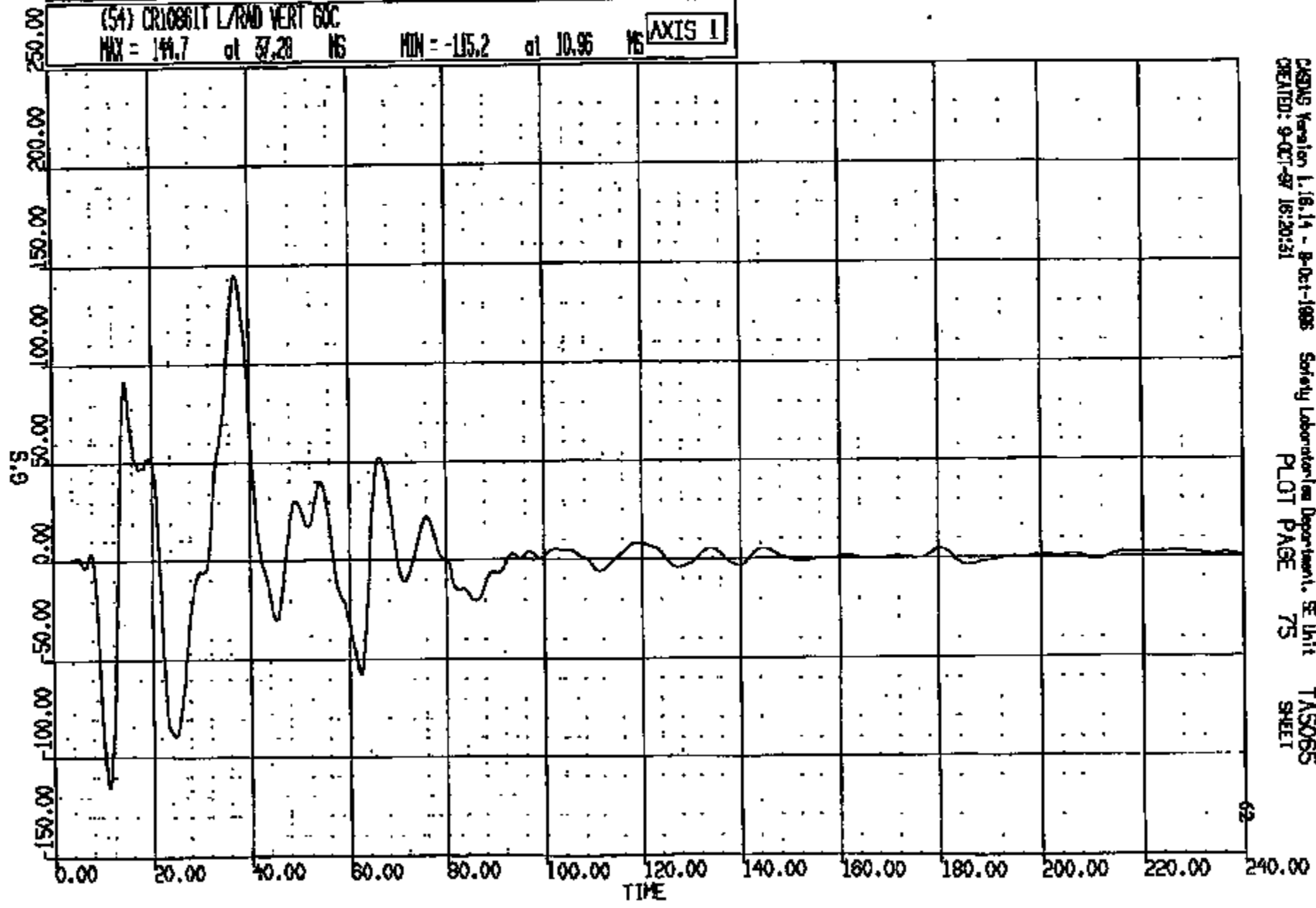
CR R: 10861 TO: TAS065 DATE: 971008 16:44:34
189X DN-101 UNKNOWN



CASONS Version 1.16.14 - 8-Oct-1996 Safety Laboratories Department, SE Unit
CREATED: 9-OCT-97 16:20:29 PLOT PAGE 74 TAS065 SHEET

CRTS 0010861

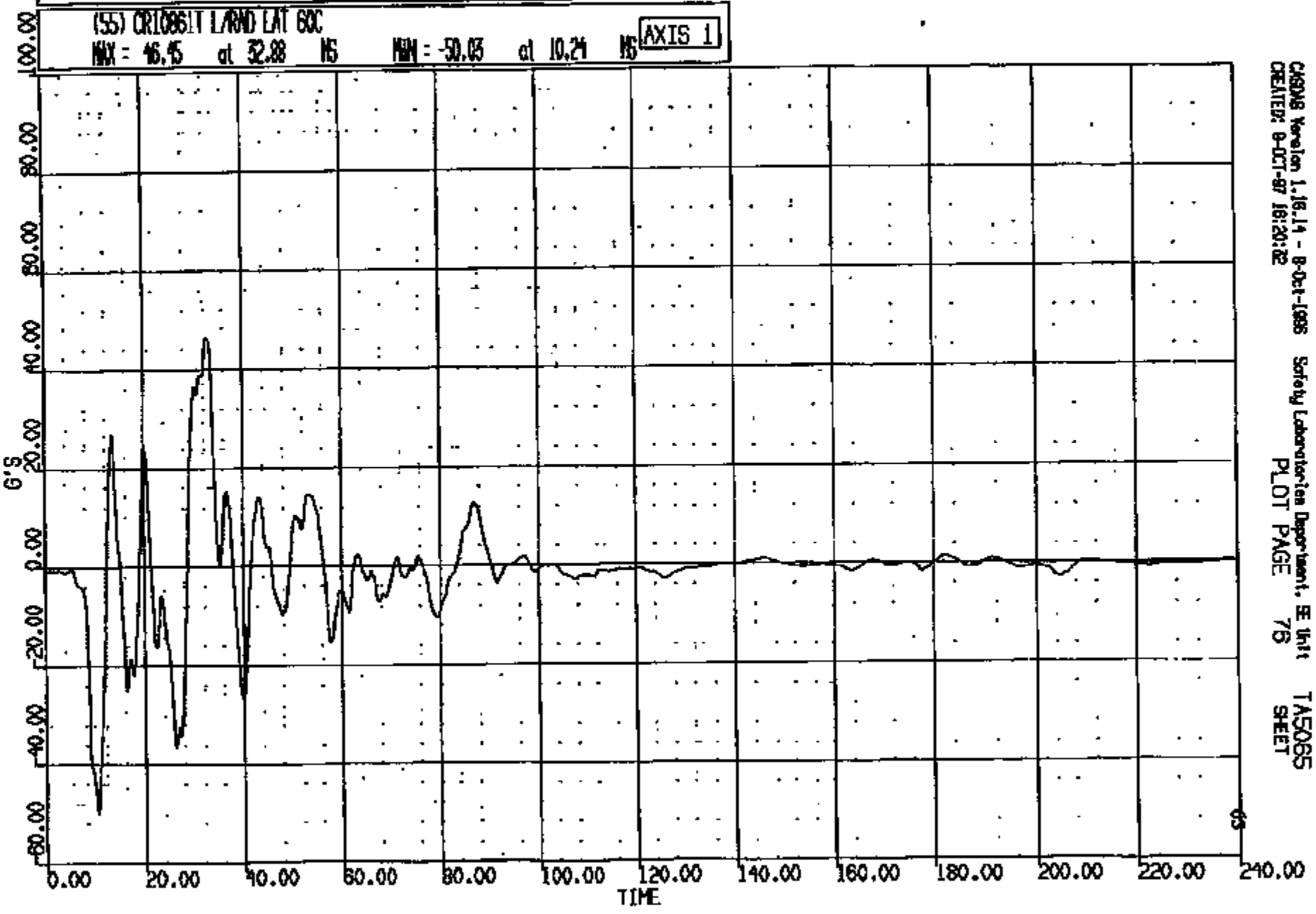
CR R: 10861 TO: TAS065 DATE: 871008 15:44:34
100X DN-101 UNKNOWN



CASUS Version 1.18.14 - 8-Oct-1988 Safety Laboratory/Dep. Unit TAS065
CREATED: 9-OCT-87 16:20:31 PLOT PAGE 75 SHEET

CRTS 0010861

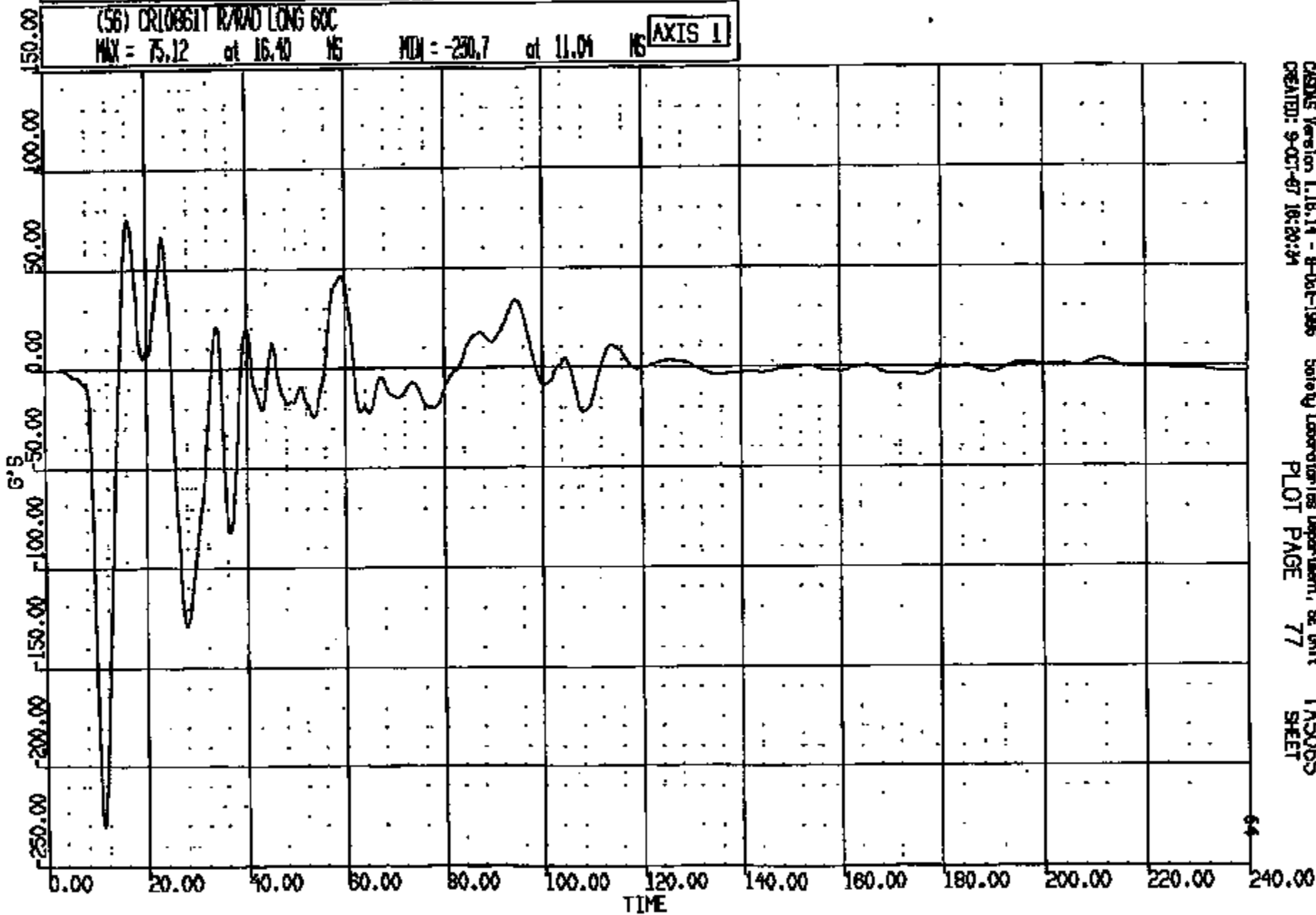
CR R: 10861 TO: TAS065 DATE: 071008 16:44:34
199X DN-101 UNKNOWN



CRS08 Version 1.18.14 - 8-Oct-1998 Safety Laboratories Department, E Unit
CREATED: 9-OCT-97 16:20:32 PLOT PAGE 75 TAS065 SHEET

CRIS 0010861

CR R: 10861 TO: TA5065 DATE: 971009 13:44:34
199X DN-101 UNKNOWN



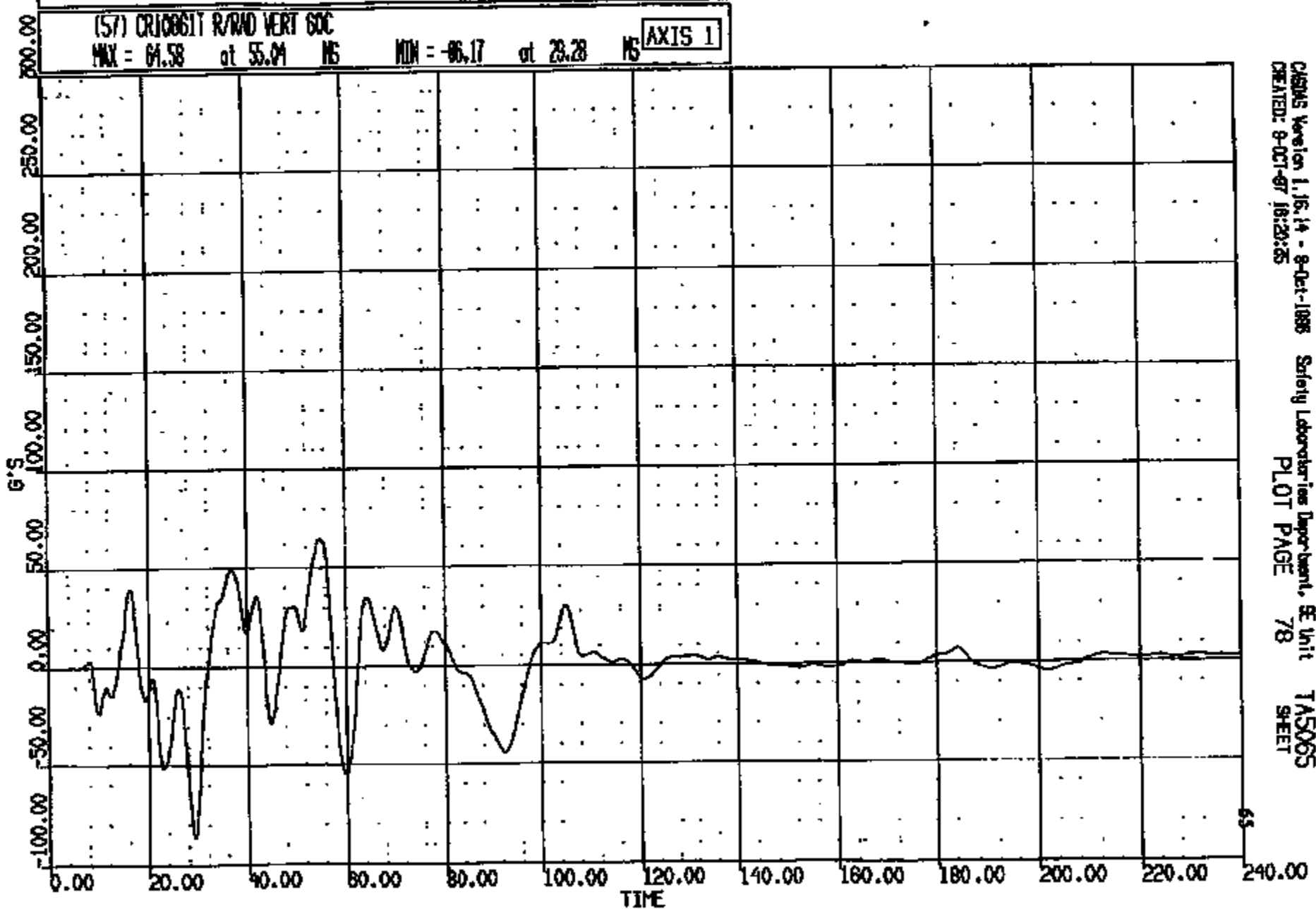
CASDS Version 1.16.14 - 8-Oct-1995
CREATED: 9-OCT-97 16:20:34

Safety Laboratories Department, SE Unit
PLOT PAGE 77

TA5065
SHEET

CRIS 0010861

CR R: 10861 TO: TASOBS DATE: 871008 18:44:34
100X DN-101 UNKNOWN

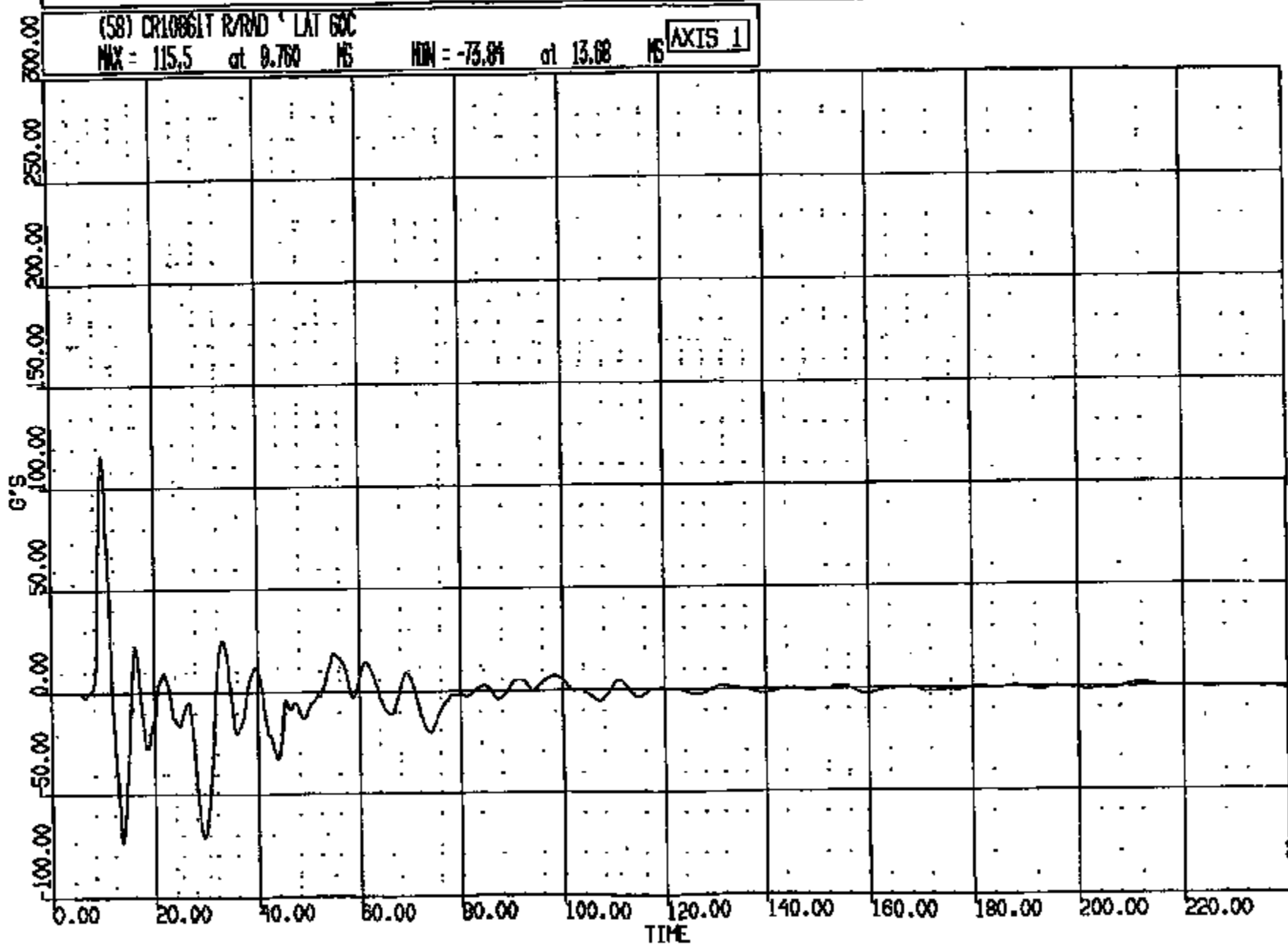


CRIS 0010861

CASMS Version 1.16.14 - 9-Oct-1986 Safety Laboratories Department, SE Unit TASOBS
CREATED: 9-OCT-87 18:29:25 PLOT PAGE 78 SHEET

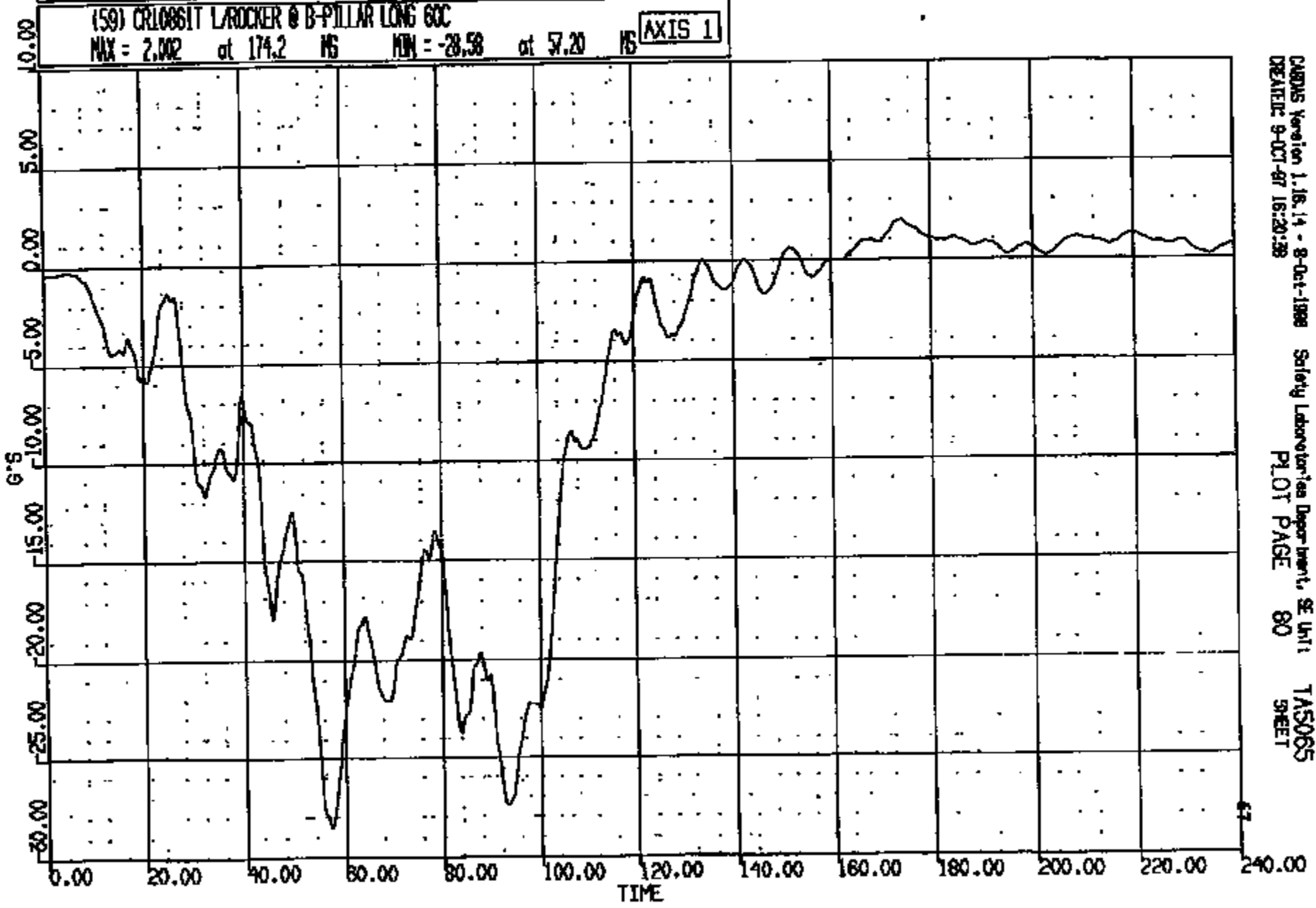
65

CR #: 10861 TO: TAS065 DATE: 971008 15:44:34
100X DN-101 UNKNOWN



CRTS 0010861

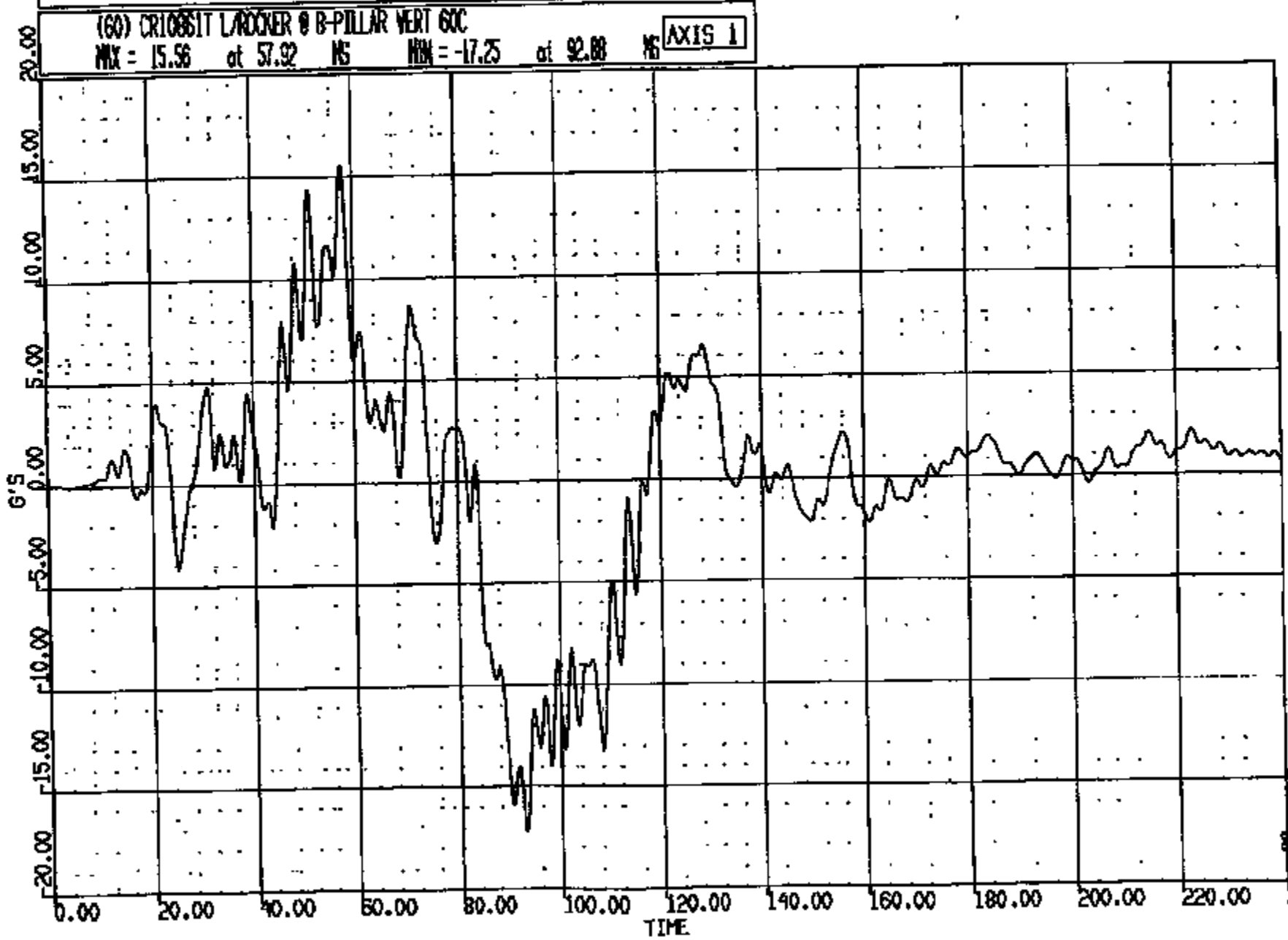
OR R: 10861 TO: TAS065 DATE: 971008 16:44:54
100X ON-101 UNKNOWN



CADWAS Version 1.16.14 - 8-Oct-1998 Safety Laboratories Department, SE Unit
CREATED: 9-OCT-97 16:20:38
PLOT PAGE 80 TMS065
SHEET

CRIS 0010861

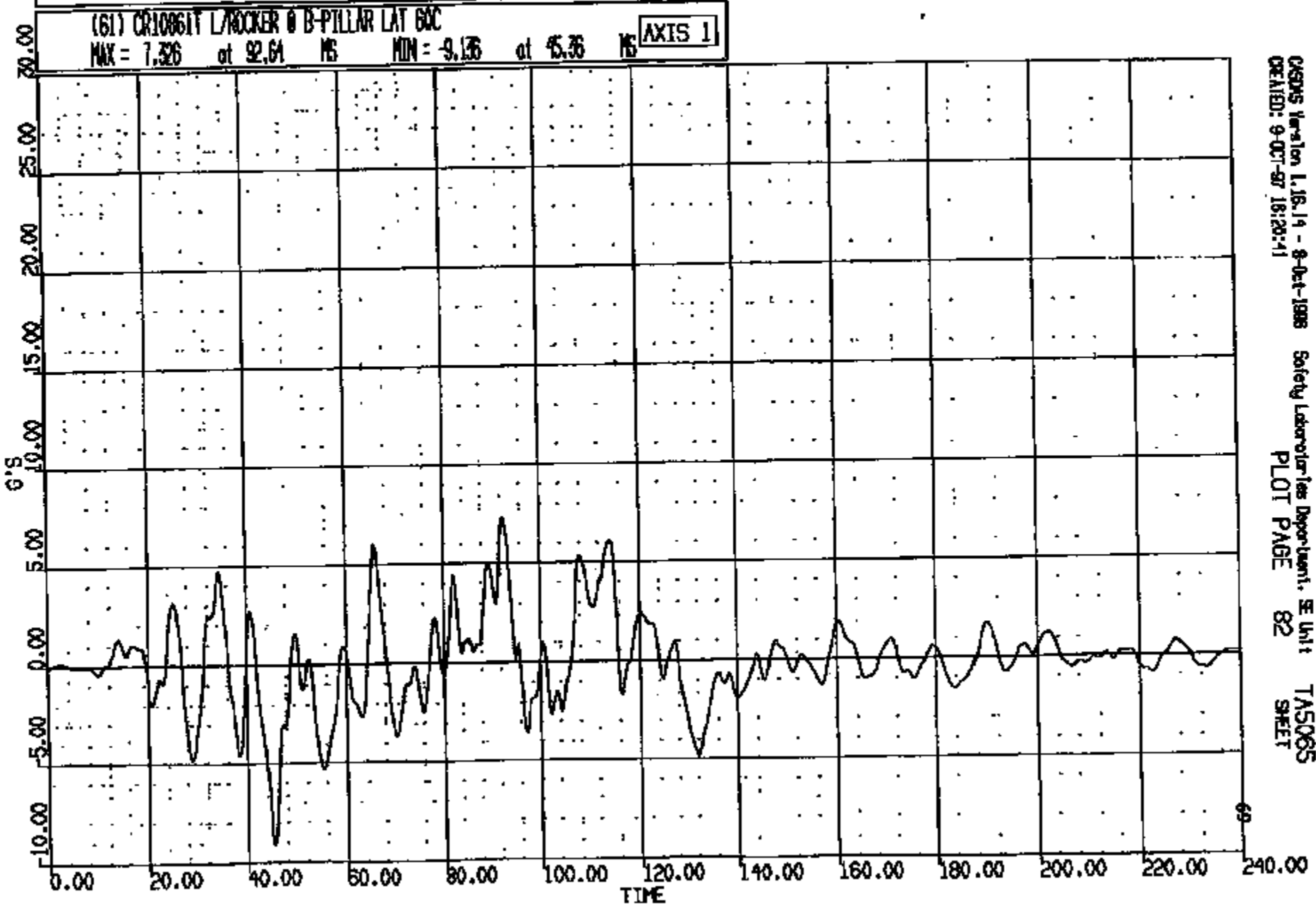
CR R: 10861 TO: TAS065 DATE: 871009 15:44:34
198X DN-101 UNKNOWN



CADWIS Version 1.16.14 - 9-Oct-1988 Safety Laboratories Department, SE Unit TAS065
CREATED: 9-OCT-87 16:20:40 PLOT PAGE 81 SHEET

CRTS 0010861

CR R: 10861 TO: TA5065 DATE: 971009 15:44:34
198X DN-101 UNKNOWN

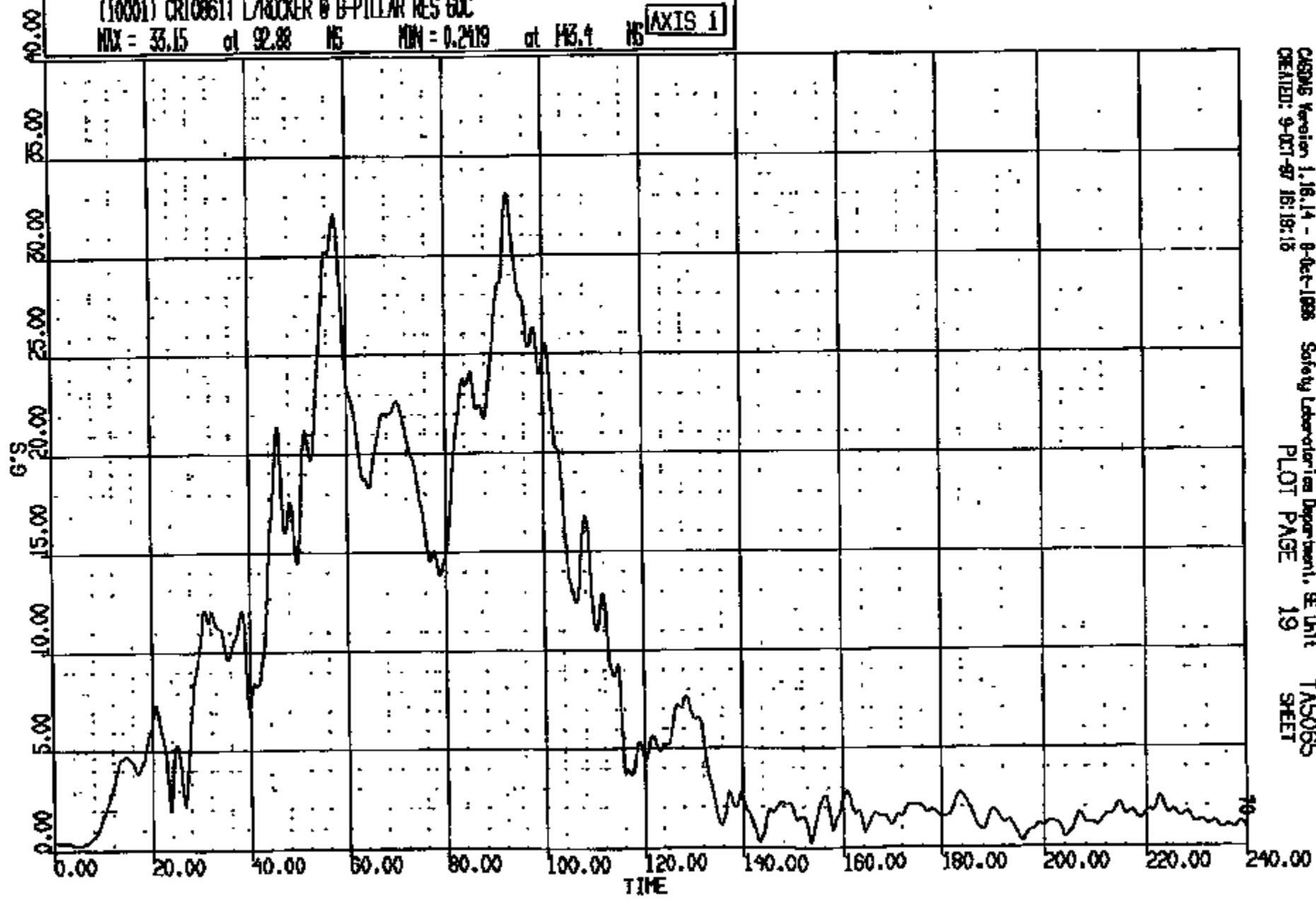


OSDMS Version 1.18.14 - 8-Oct-1988 Safety Laboratory Department, SE Unit
CREATED: 9-OCT-97 16:20:41 PLOT PAGE 82 TA5065 SHEET

CRTS 0010861

CR R: 10861 TO: TA5065 DATE: 871008 13:44:34
189X DN-101 UNKNOWN

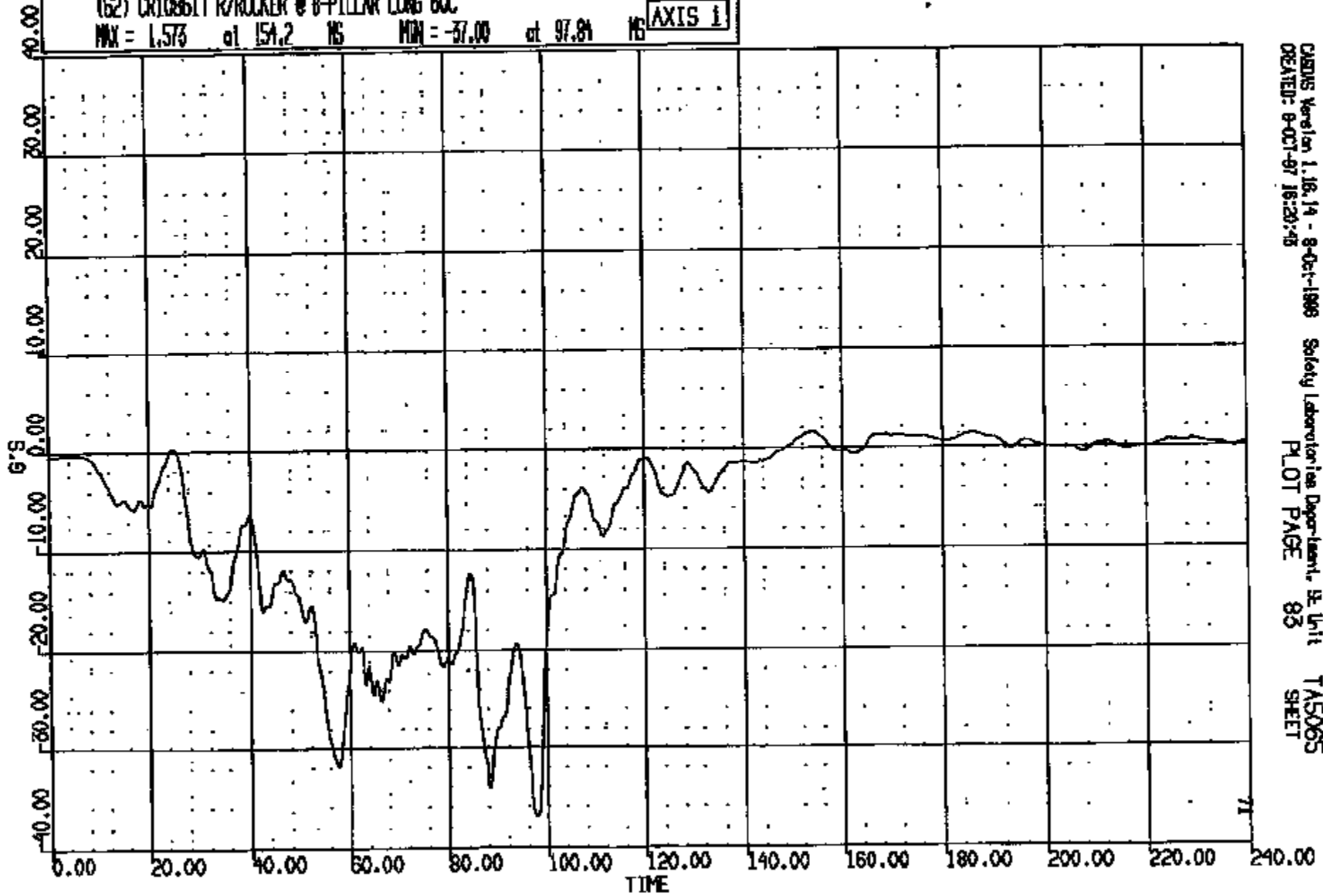
(10001) CR10861 L/ROCKER @ B-PILLAR RES 60C
MAX = 33.15 at 92.88 NS MIN = 0.2419 at 143.4 NS **AXIS 1**



CRTS 0010861

CR R: 10861 TO: TAS065 DATE: 871008 15:44:34
188X DN-101 UNKNOWN

(52) CR10861 R/ROCKER @ B-PILLAR LONG 60C
MAX = 1.573 at 151.2 NS MIN = -37.00 at 97.84 NS **AXIS 1**



CASINS Version 1.16.14 - 8-Oct-1988 Safety Laboratories Department, B. Unit
CREATED: 8-OCT-87 16:28:45 PLOT PAGE 83 TAS065
SHEET

71

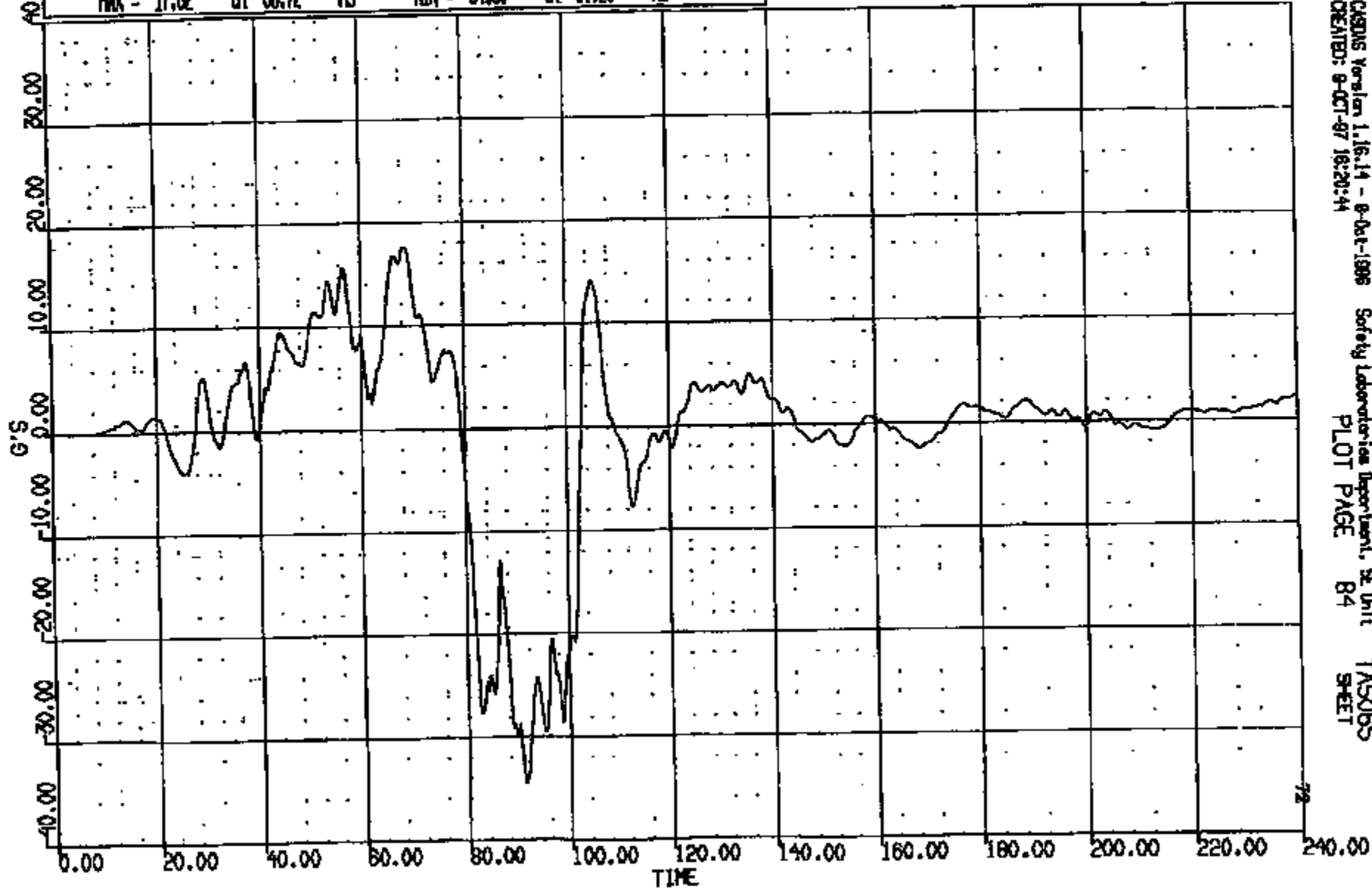
CRTS 0010861

CR R: 10861 TO: TASC065 DATE: 971009 15:44:04
199X DN-101 UNKNOWN

(65) CR10861 R/ROCKER @ B-PILLAR VERT GOC

MAX = 17.62 at 68.72 MS MIN = -34.50 at 91.20 MS

AXIS 1



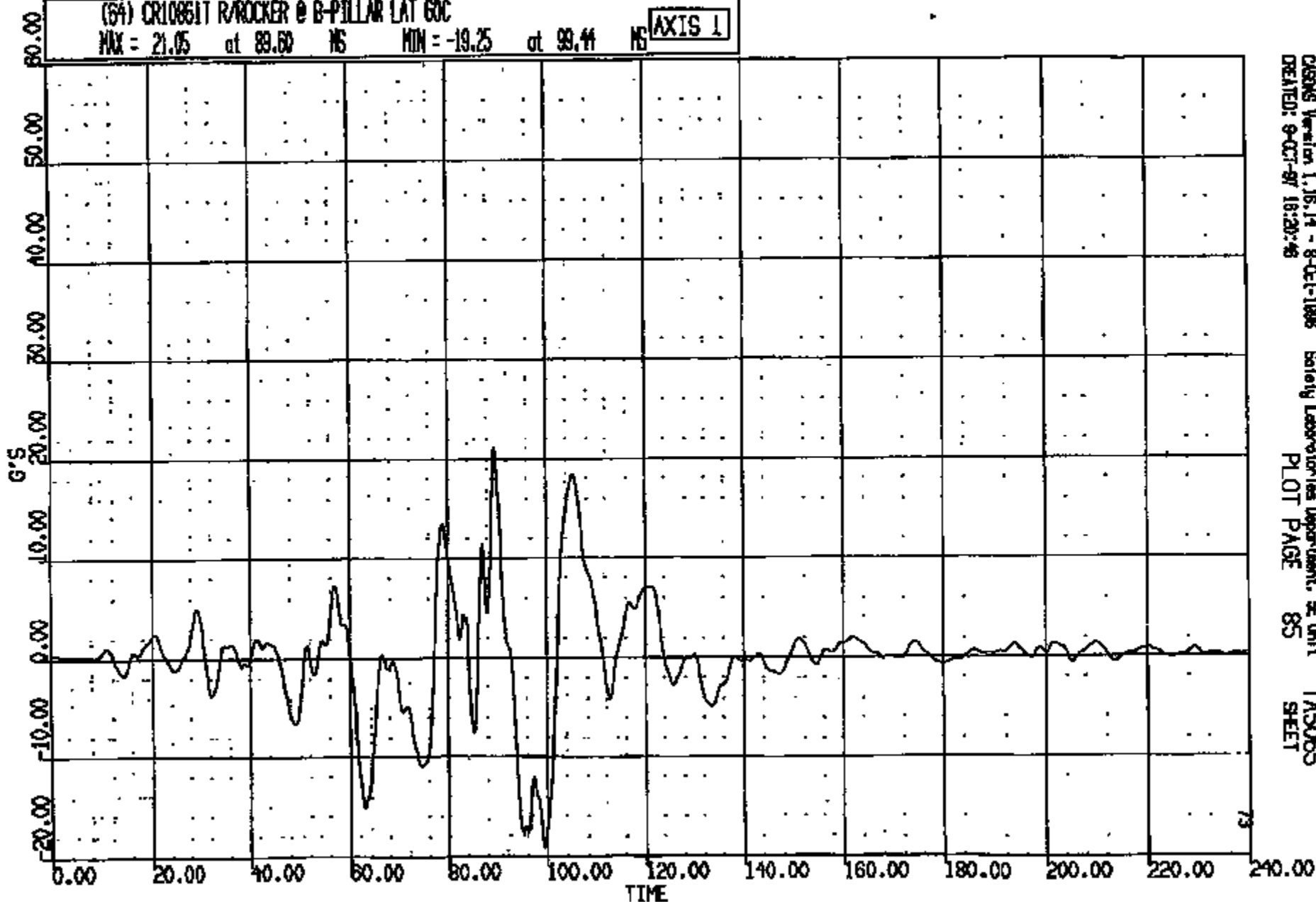
CRIS 0010861

CR R: 10861 TO: T45065 DATE: 071008 15:44:34
100X DN-101 UNKNOWN

(54) CR10861T R/ROCKER @ B-PILLAR LAT 60C

MAX = 21.05 at 89.60 NS MIN = -19.25 at 99.44 NS

AXIS 1



CRS065 Version 1.16.14 - 9-Oct-1995
CREATED: 9-OCT-97 18:20:48

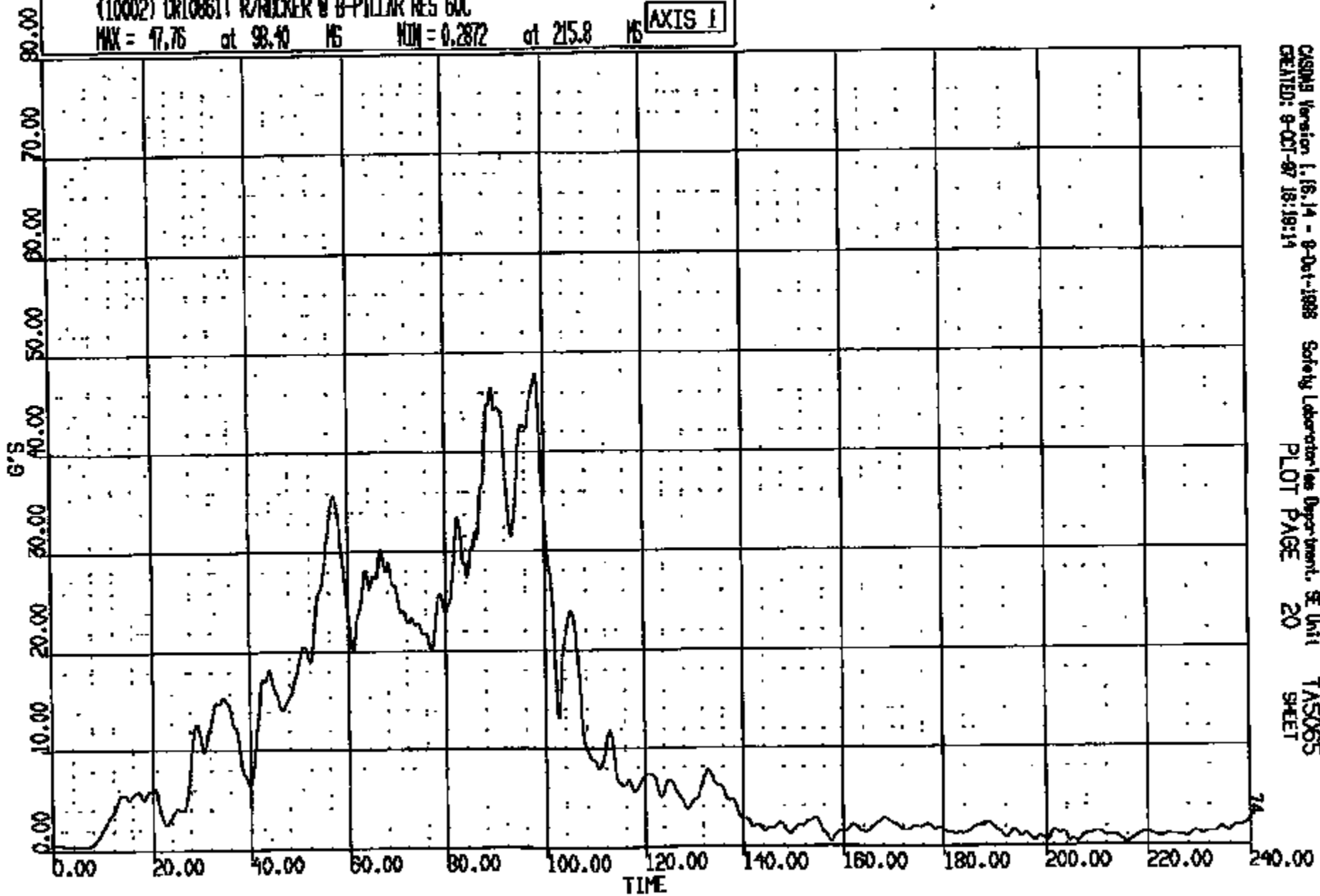
Safety Laboratories Department, SE Unit
PLOT PAGE 85

T45065
SHEET

CRTS 0010861

CR R: 10861 TO: TAS065 DATE: 871008 15:44:34
189X DN-101 UNKNOWN

(10002) CR10861T R/ROCKER @ B-PILLAR RES 60C
MAX = 47.75 at 98.40 MS MIN = 0.2872 at 215.8 MS **AXIS 1**



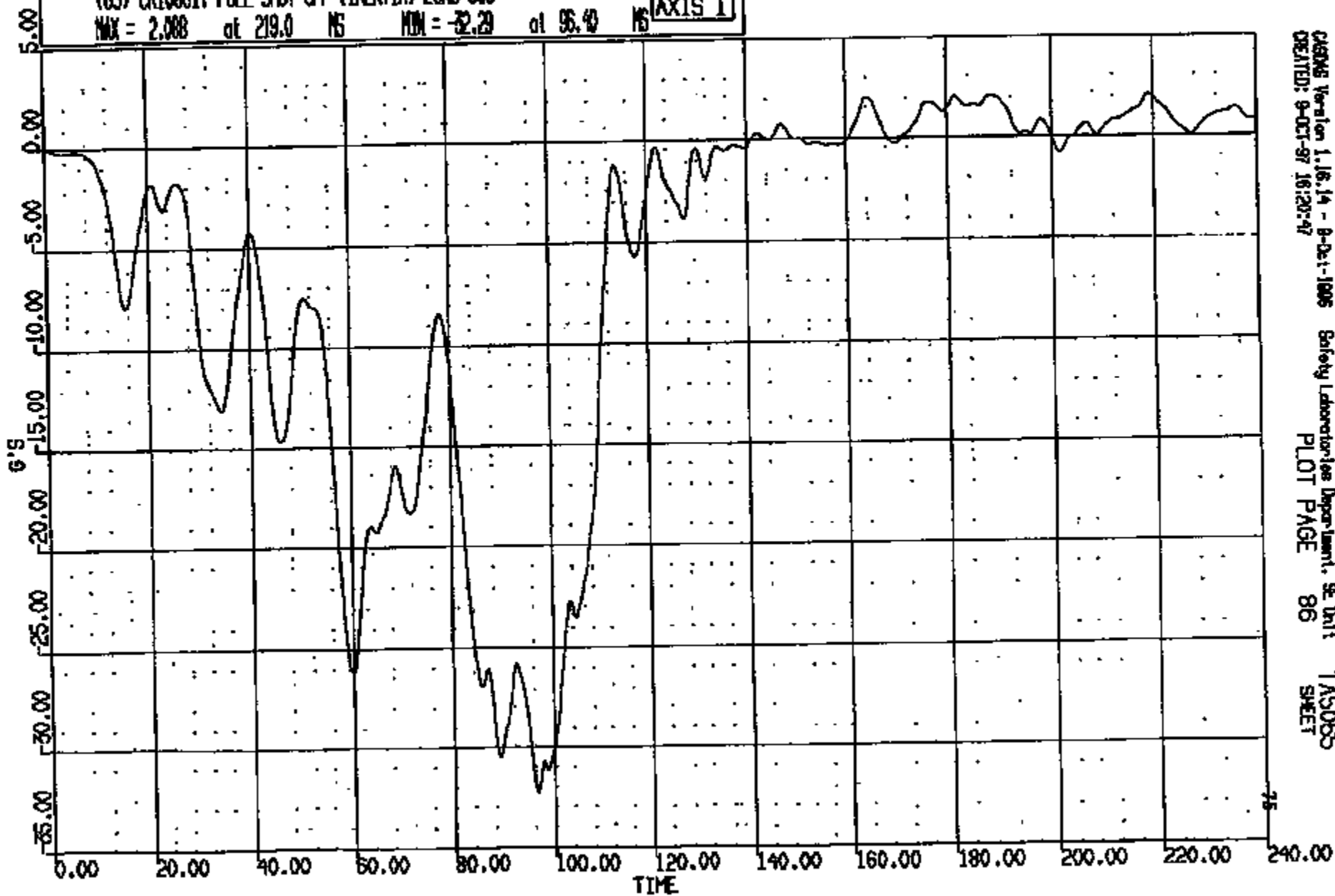
CRTS 0010861

CR R: 10861 TO: TAS065 DATE: 971009 15:44:34
189X ON-101 UNKNOWN

(65) CR10861 FUEL SHUT OFF (INERTIA) LONG GDC

MAX = 2.088 at 219.0 MS MIN = -32.29 at 95.40 MS

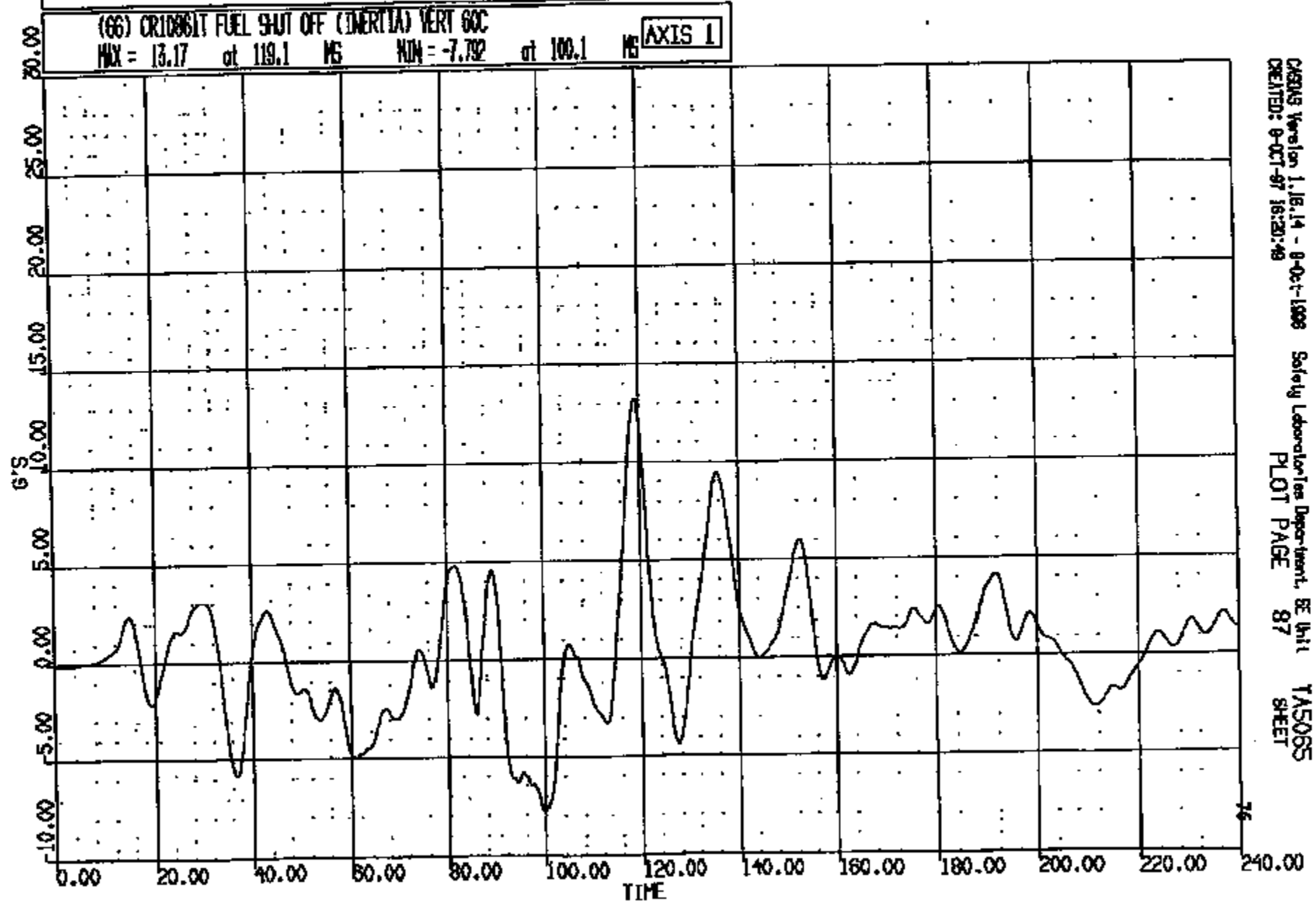
AXIS 1



CRS065 Version 1.16.14 - 9-Oct-1995 Safety Laboratories Department, SE Unit
CREATED: 9-OCT-97 16:20:47 TAS065
PLOT PAGE 86 SHEET

CRIS 0010861

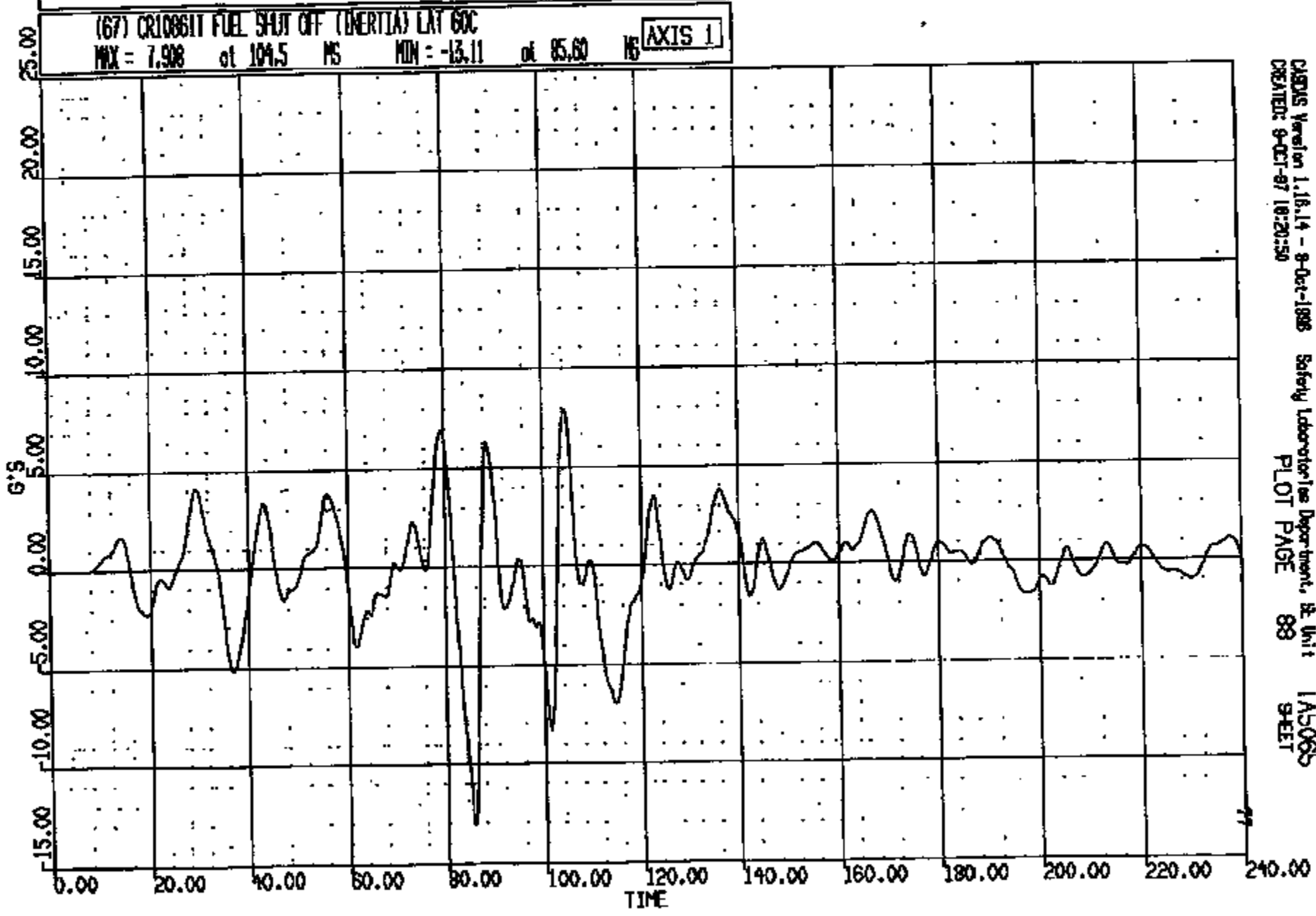
CR R: 10881 TO: TA5085 DATE: 971008 18:44:34
180X DN-101 UNKNOWN



CRSAS Version 1.16.14 - 9-Oct-1998 Safety Laboratories Department, BE Unit
CREATED: 9-OCT-97 18:20:49 PLOT PAGE 87 TA5085 SHEET

CRTS 0010861

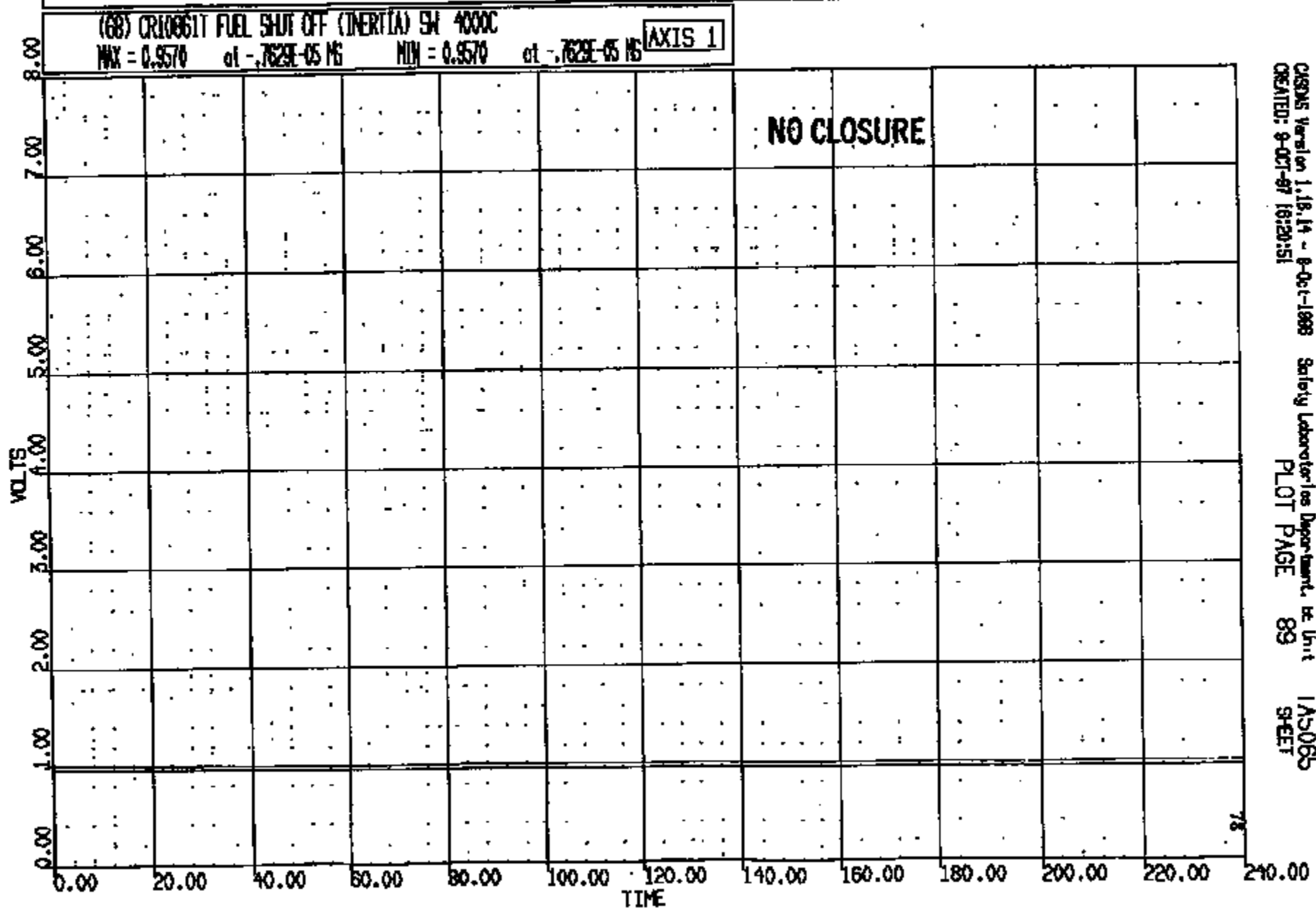
CR R: 10881 TO: T45085 DATE: 871008 15:44:34
108X DN-101 UNKNOWN



CRS05 Version 1.18.14 - 8-Oct-1988 Safety Laboratories Department, St. Unit 1A5065
CREATED: 9-OCT-87 18:20:50 PLOT PAGE 88 SHEET

CRIS 0010861

CR R: 10881 TO: T45066 DATE: 971009 15:44:34
199X DN-101 UNKNOWN




CRTS 0010861

CR # 10861 TO: T45065 DATE: 871008 15:44:54
199X DN-101 UNKNOWN

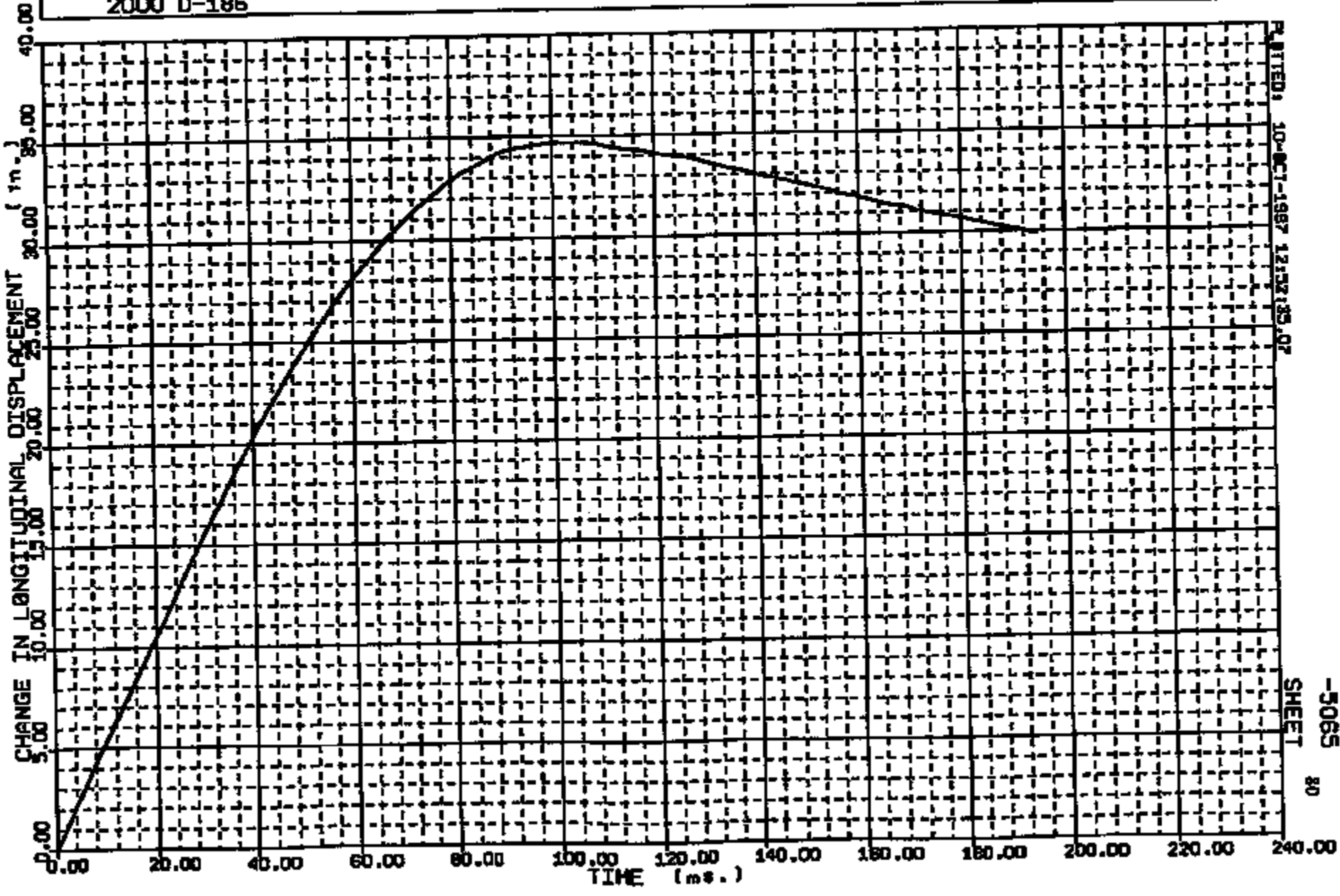
(69) CRT10861 ALTERNATE T-ZERO SN 4000C
MAX = 0.9570 at -.763E-05 N5
MIN = 0.9570 at -.763E-05 N5

AXIS 1



Y - AXIS: L/ROCKER AT B-PILLAR WRT L/GROUND REFERENCE		MAX = 34.88		at 100.00		MIN = 0.000E+00		at 0.00	
RUN NO.	FACILITY	TEST ORDER NO.	FILM ANALYSIS METHOD		PITCH CORRECTION				
10861	BARRIER	-5065	SCALE		NOT APPLIED				
2000 D-186									

CRIS 0010861

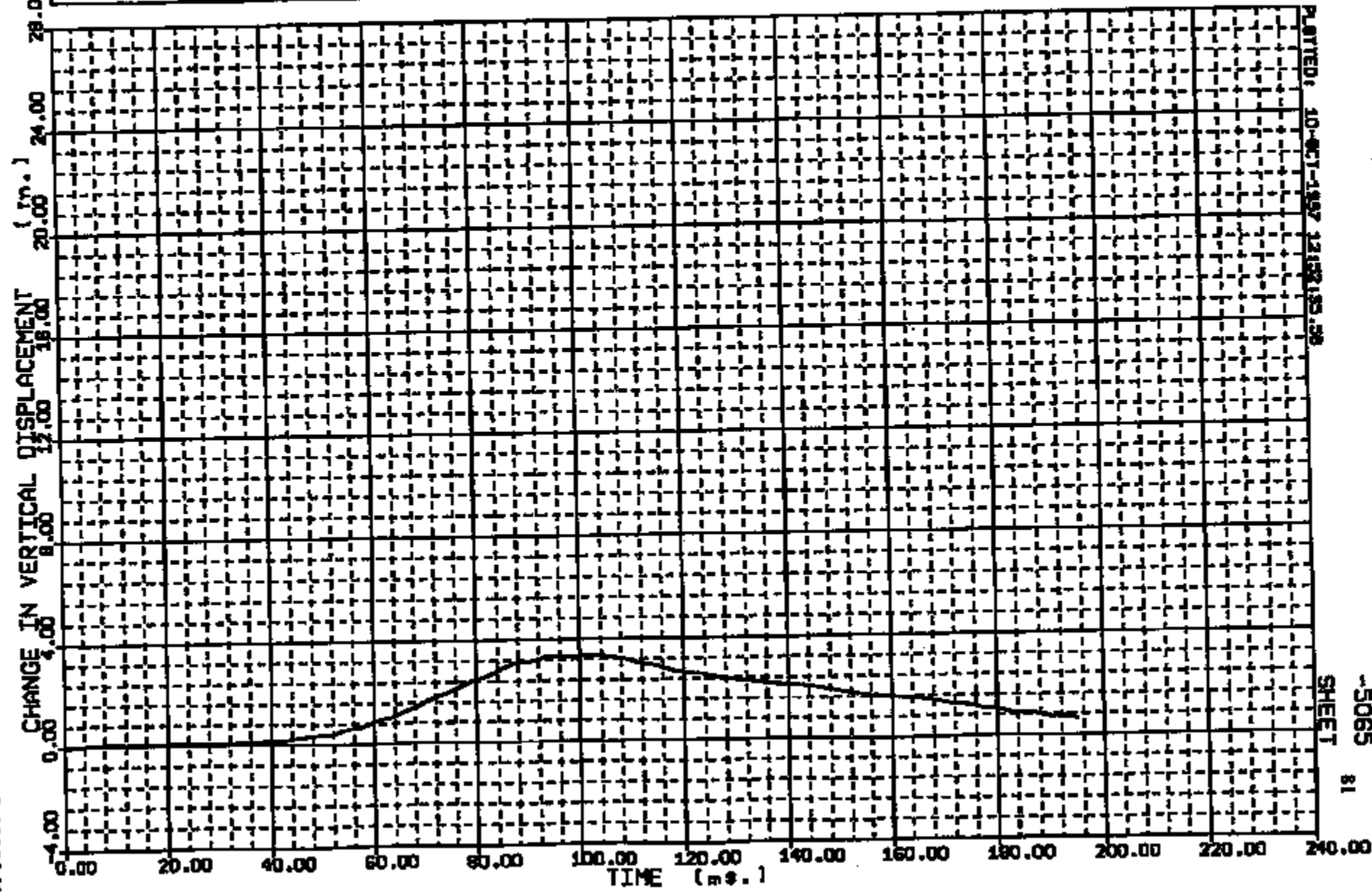


PLATED: 10-OCT-1987 12:52:35.07

SHEET 80

-5065

Y - AXIS: L/ROCKER AT B-PILLAR WRT L/ORBLIND REFERENCE				MAX = 3.882	at 109.00	MIN = -.8904E-02	at 1.00
RUN NO.	FACILITY	TEST ORDER NO.	FILM ANALYSIS METHOD	PITCH CORRECTION			
10861	BARRIER	-5065	SCALE	NOT APPLIED			
2000 D-186							

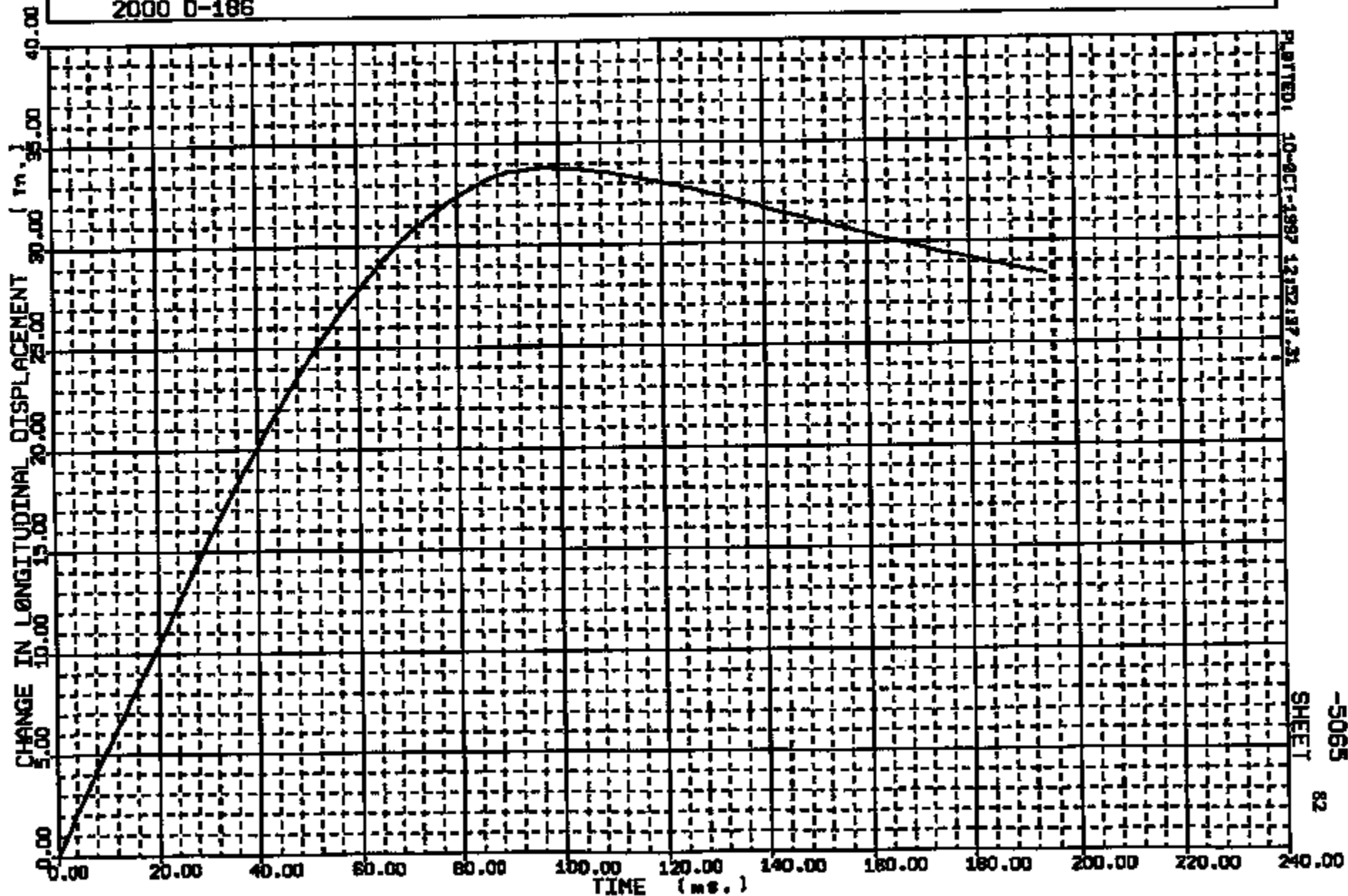


CRIS 0010861

PLAYED: 10-OCT-1997 12:52:53.58

SHEET 81 -5065

Y - AXIS: R/ROCKER AT B-PILLAR WRT R-GROUND REFERENCE				MAX = 39.82	at 97.00	MIN = 0.000E+00	at 0.00
RUN NO.	FACILITY	TEST ORDER NO.	FILM ANALYSIS METHOD	PITCH CORRECTION			
10861	BARRIER	-5065	SCALE	NOT APPLIED			
2000 D-186							



CRITS 0010861

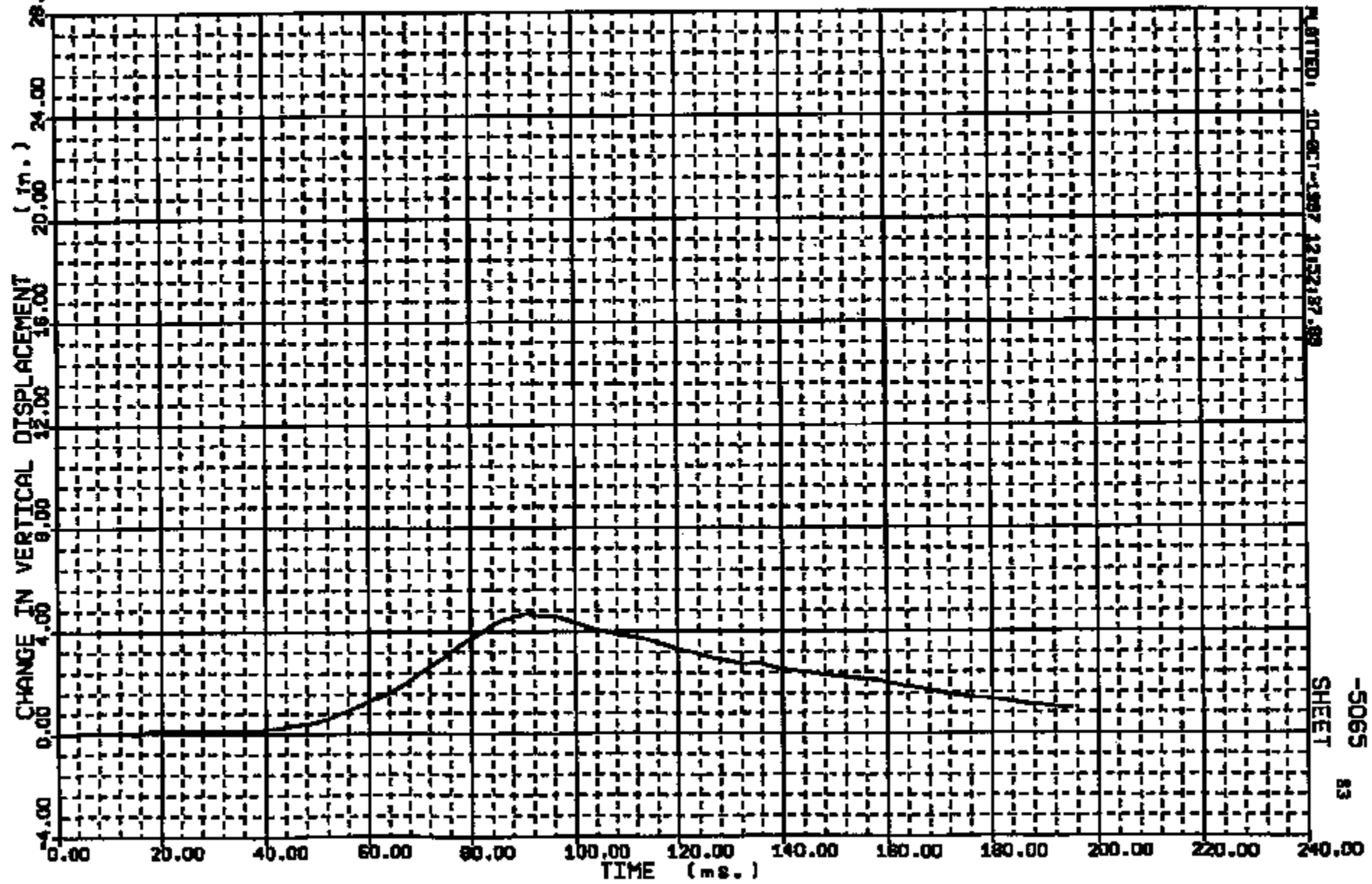
PLATED: 10-OCT-1987 12:52:17.31

SHEET 82 -5065

Y - AXIS: R/ROCKER AT 9-PILLAR WRT R/GROUND REFERENCE MAX = 4.659 at 81.00 MIN = -.8193E-01 at 15.00

RUN NO.	FACILITY	TEST ORDER NO.	FILM ANALYSIS METHOD	PITCH CORRECTION
10861	BARRIER	-5065	SCALE	NOT APPLIED

2000 D-186



CRIS 0010861

PLATTED: 10-02-1-1987 12:52:57.89

SHEET

-5065 83





Image: 10861001.JPG

CRTS 0010861



Frame: 10861002.JPG

CRTS 0010861

Image: 10861003.JPG

CRTS 0010861



10861004.JPG

Image :

CRTS 0010861




10861005.JPG

CRTS 0010861

10961005.JPG


Frame 1

CRTS 0010861




Name: 10861007.JPG

CRTS 0010861



DAF 80019801

Page 1




Name : 10861009.JPG

CRTS 0010861

10961010.JPG

Image:

CRTS 0010861




10861011.JPG

CRTS 0010861



Name: 10861012.JPG

CRTS 0010861




Name: 10861013.JPG

CRTS 0010861



Name: 10861014.JPG

CRTS 0010861



Name: 10961015.JPG

CRTS 0010861





Image: 10861016.JPG

CRTS 0010861




Image: 10861017.JPG

CRTS 0010861




Page: 10961018.JPG

CRTS 0010861



Name: 10961019.JPG




10861020.JPG

CRTS 0010861




10861021.JPG



10861022.JPG

CRTS 0010861



10861023.JPG

CRTS 0010861

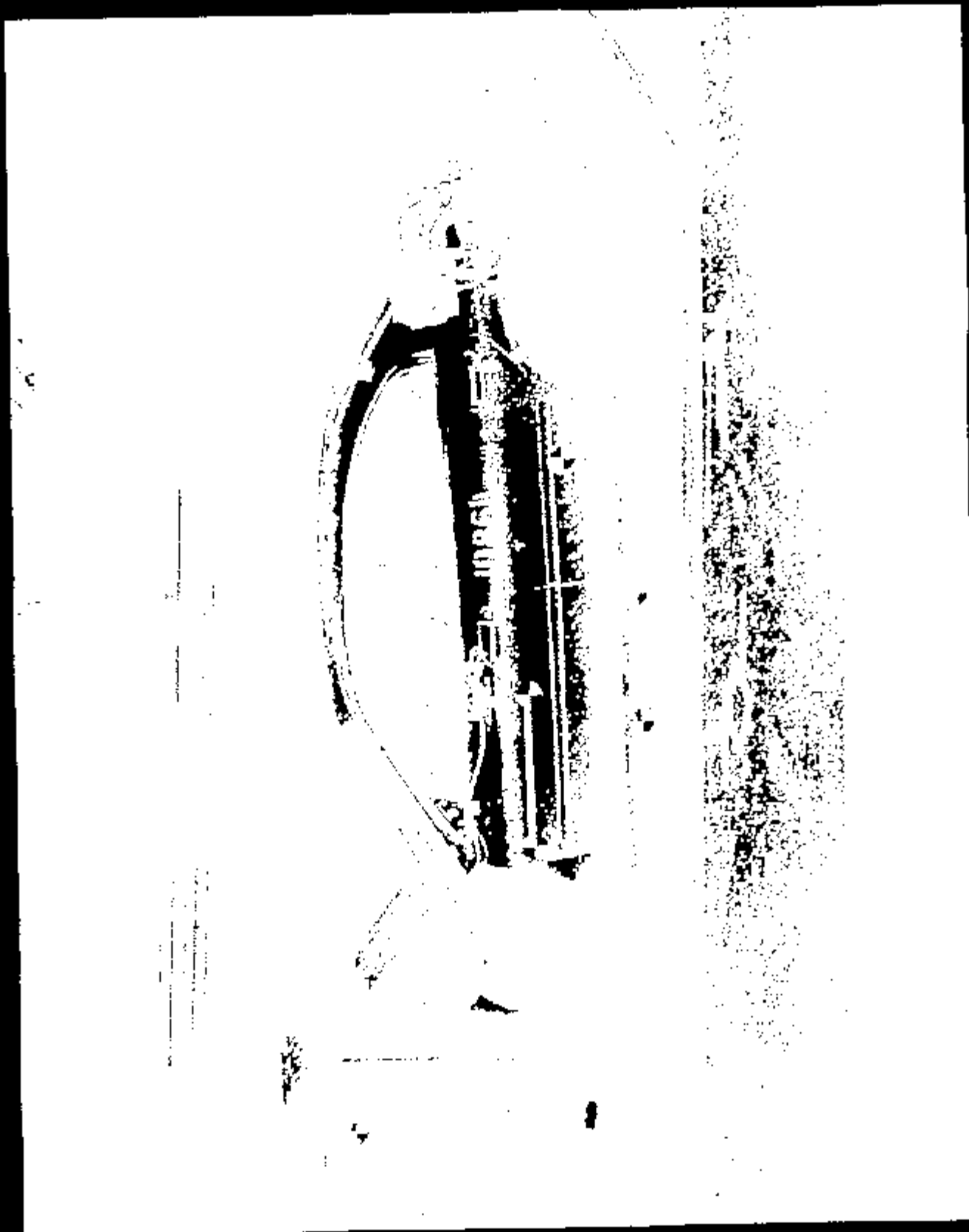


Hand: 1086102A.JPG

CRTS 0010861

Image: 10BF1025.JPG


CRTS 0010861



10851026.JPG

Page 1

CRTS 0010861



10861027.JPG

CRTS 0010861



10861028.JPG

Frame:

CRTS 0010861



2.0861029.JPG

Image 1


CRTS 0010861



10861030.JPG

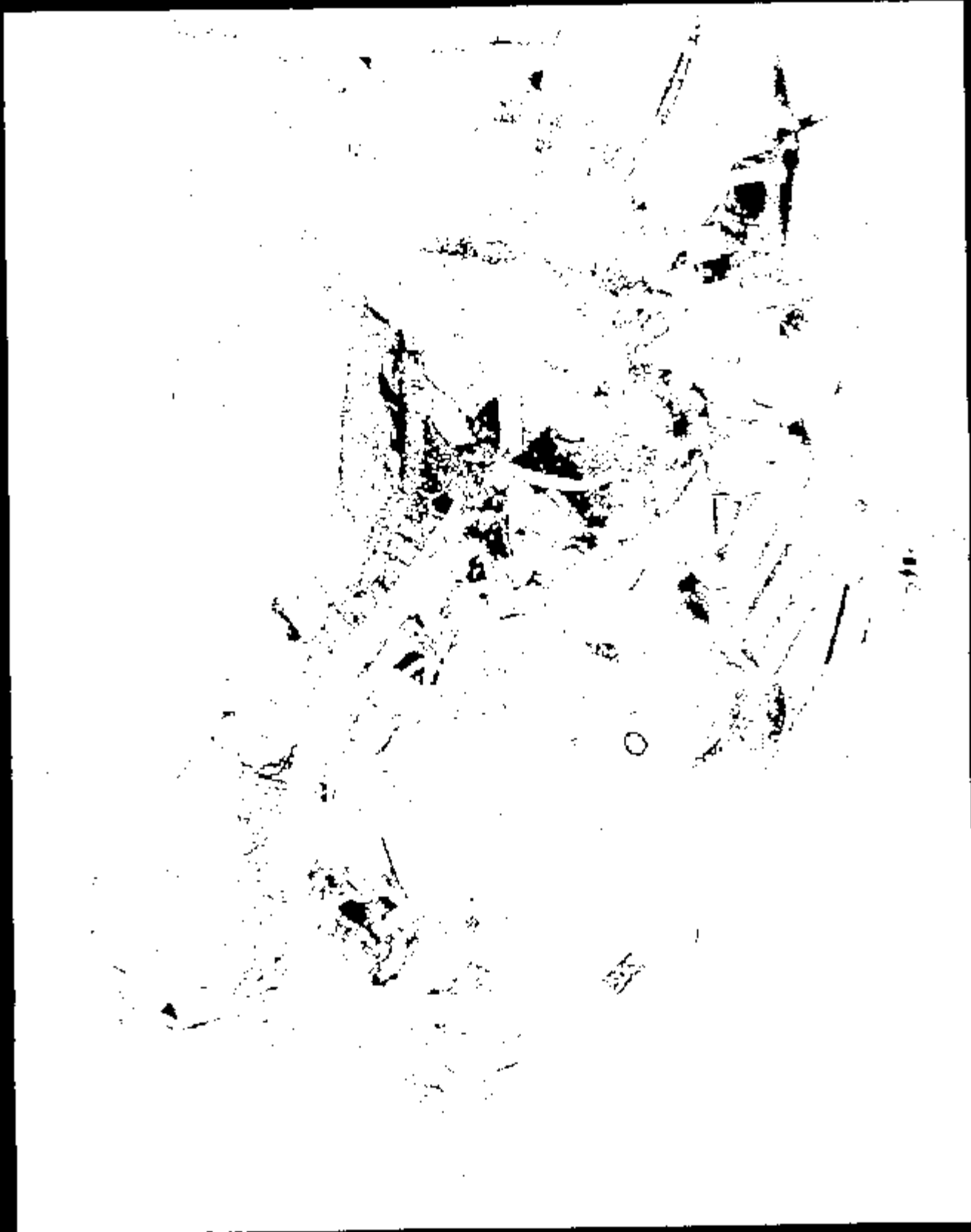
Image :

CRTS 0010861



Name: 10961031.JPG

CRTS 0010861



Name: 10861032.JPG

CRTS 0010861





Image: 1081013.JPG

CRTS 0010861



Name: 10861034.JPG

CRTS 0010861



Image 1 10861038.JPG

CRTS 0010861



10861036 JPS

Humana

CRTS 0010861



Name: 10861037.JPG

CRTS 0010861




Frame: 10861038.JPG

CRTS 0010861



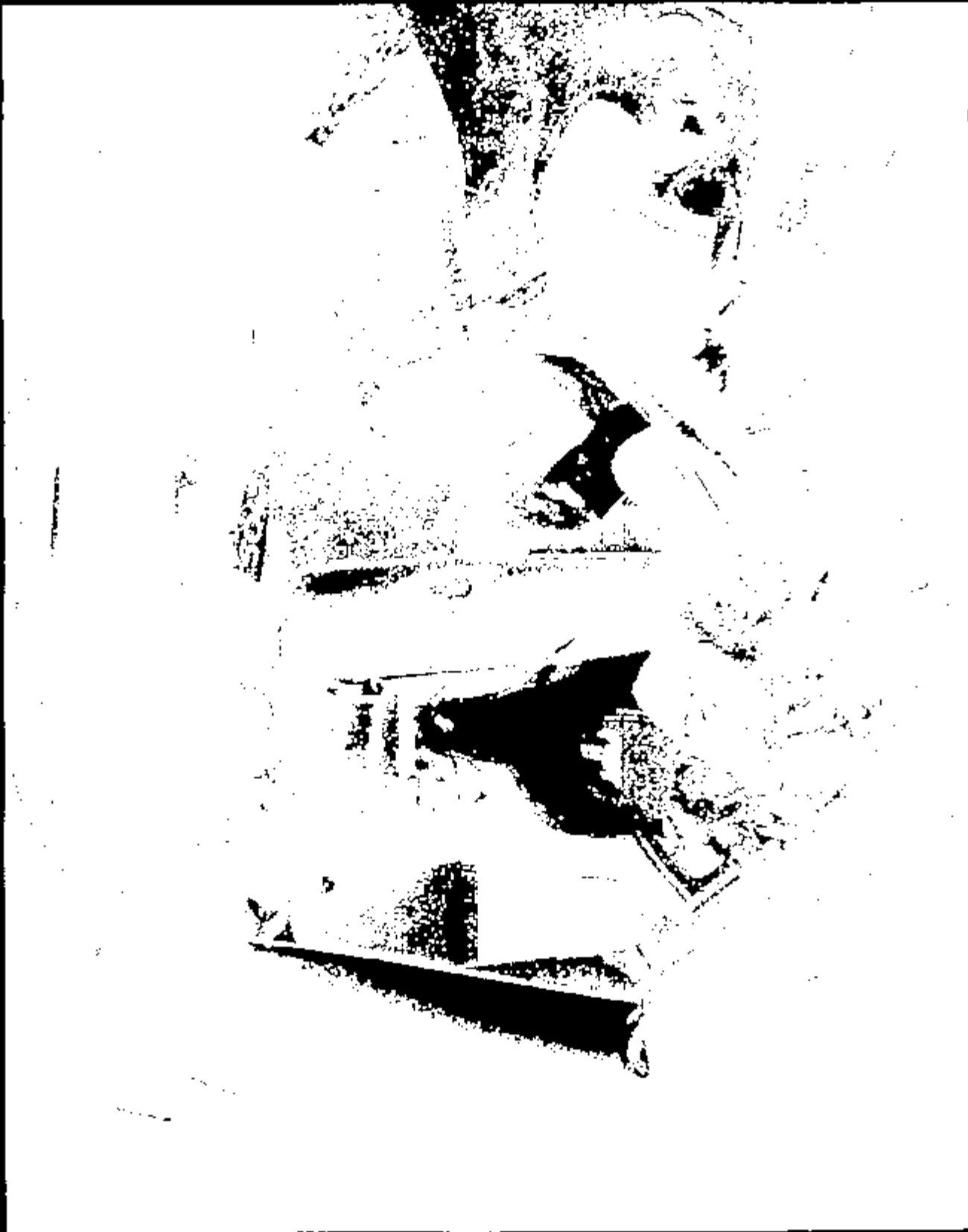
Name: 10051039.JPG

CRTS 0010861



Name: 10861040.JPG

CRTS 0010861



Name: 10861041.JPG

CRTS 0010861



Image: 10861042.JPG

CRIS 0010861



10861043.JPG

Frame 1

CRTS 0010861



Name: 10861044.JPG

CRTS 0010861



Name: 10861045.JPG

TEST AUTHORIZATION

TEST ORDER NUMBER TA3065

TO: J. Kiledonik		CC: D. Fournier M. Hamilton R. Hinzman K. Humler J. Schlicher M. Weatherby S. Andree V. Kirby L. Gelsco S. E. Vinardik		REQUEST DATE	REQUESTED COMPLETION DATE 09-26-97
TITLE OF TEST 2000 D186 10 mph Bumper Over-Ride Impact		VEHICLE NUMBER OR OTHER IDENTIFICATION 3131313 ✓		REQUEST NUMBER TA3065	PROBLEM NUMBER N/A
TYPE OF TEST <input checked="" type="checkbox"/> VEHICLE <input type="checkbox"/> BENCH <input type="checkbox"/> LABORATORY <input type="checkbox"/> OTHER		VEHICLE MODEL & YEAR D186 10 mph 9/23/97		REQUESTING SECTION AV2215A	
ENGINE NO. DISPL. CAB. 3.0L 2V		TRANSMISSION MAN	AXLE RATIO N/A	PARTS DUE DATE 09-19-97	
TYPE OF FUEL N/A		CONVERTER N/A	IGNITION TIMING N/A	PRODUCT OR CHR. LETTER CBC-0241	
CRANKCASE OIL AND CAPACITY N/A		TIRE SIZE AND PLY RATING N/A		DISPOSITION OF PARTS Boneyard	
VEHICLE TEST WEIGHT FRONT 2316 REAR 1998 TOTAL 4308		TIRE PRESSURE FRONT 30 REAR 30		PROCUREMENT RESULTS? <input type="checkbox"/> YES <input checked="" type="checkbox"/> NO CODE	
		REPORT CATEGORIES <input checked="" type="checkbox"/> ENGINEERING <input checked="" type="checkbox"/> DATA <input checked="" type="checkbox"/> RAW DATA		MAIL REPORT TO: ROOM MD1232 BLDG 2	

1. OBJECT OF TEST: D186 Sensor Development

2. TEST PROCEDURE: CRS-00

3. NUMBER OF SAMPLES: 1

4. RUNS PER SAMPLE: 0

5. ITEMS TO BE TESTED:

DESCRIPTION	PART NO	QUANTITY
D186 AP	1NELH50LXV8423356 ✓	(01)

"RECORD COPY"

Schedule No. 7-7-12

Fiscal Unit 2017

REGISTRATION DEPT NO T551	WORK ORDER/WORK TASK POP	ISSUED/REQUESTED BY EMING	PHONE 86105	APPROVALS BCLAND	TEST TYPE	RISK	SIGN-OFF DATE
REGISTRAR, DO NOT WRITE BELOW THIS LINE							
WORK STANDARDS NUMBER			TITLE 2000 D186 10 mph Bumper Over-Ride Impact				
MANDATORY				OPTIONAL			
TEST ORDER # TA3065	CATEGORY 4	RESP MGMT T657	EST COMP DATE	PRO X	WHAT MGMT'S INTY CRASH	INTY CODE	TEST ORDER DATE
PERFORMING SECT.	MOURD	MATERIAL COST	COMP. COST	PARTS DUE DATE	EST START DATE	EST COMP DATE	STATUS
DESIGN	0	\$	\$				COMPLETE
ENGINEERING	0	\$	\$				
TECHNICAL	0	\$	\$				
TOTAL	0	\$	\$				

TEST DEFINITION WORKSHEET

KURT L. EWING

22-SEP-97 06:08

TEST ORDER: TA5065

TEST PROCEDURE: CRS-00

REQUESTERS COMMENTS:

TEST OBJECTIVE:

Advanced Restraint Sensor Development

CUSTOM TEST SETUP:

Impact vehicle into over-ride fixture @ 30 mph.

RATED FUEL CAPACITY:

N/A

RATED LUGGAGE LOAD:

200 lb.

30
K. Ewing
9/22/97

OCCUPANT TYPE:

Left Front: 50th Hybrid II

Rgt. Front: 50th Hybrid II

RESTRAINT SYSTEM:

BELT	PYRO BELT	FRONTAL BAG	SIDE BAG
-----	-----	-----	-----
Left Front:	----- None	-----	-----
Rgt. Front:	----- None	-----	-----

Left Front:

Rgt. Front:

DUMMY POSITIONING:

ST-14

DRIVER FOOT REST: N

SENSOR SYSTEM:

Monitor sensor outputs. See sensor map & instrumentation request.

SEAT POSITION:

Long.	Vert.	Seat Back Angle
-----	-----	-----
Left Front:	Wash Mid	Full Down
Rgt. Front:	Wash Mid	Full Down

SEAT PACKAGE CHECK REQUIRED ? No

DIMENSIONAL ANALYSIS: None.

FILM ANALYSIS:

Left & Right dummy head WRT Rocker @ B-Pillar.
Rocker @ B-Pillar WRT Ground.

STILL PHOTO:

Std. Pre & Post Test Photographs
Close ups of sensor instrumentation on vehicle front and

TEST DEFINITION WORKSHEET

KURT L. EWING

22-SEP-97 06:00

TEST ORDER: T25065

TEST PROCEDURE: CRS-00

HIGH SPEED PHOTO:

1.	Offboard	Overall	Left
2.	Offboard	Overall	Right
3.	Offboard	Dummy Kinematics	Left
4.	Offboard	Dummy Kinematics	Right
5.	Offboard	Overall	Overhead
6.	Offboard	A-Pillar Forward	Overhead

Total Onboard Cameras = 0
 Total Offboard Cameras = 6

 Total Cameras = 6

Number Of Film Copies: 1

Digitized Film: Dummy Kinematics Left
 Dummy Kinematics Right

SPECIAL BUILD INSTRUCTIONS

1. Remove air bags
2. May remove door trim and side glass (for adding shot bags to doors if needed to achieve test weight).
3. Rear spring supports acceptable (if needed to achieve ride heights).

WEIGH UP INSTRUCTIONS:

Curb Weight: Front=2131 Rear=1163 Total Curb=3293
 Test Weight: See Test Authorization Page 1.

Do NOT Place Weight: Front Floor
 MAY Remove To Lighten Vehicle: Deck Lid, Rear Lamps, Carpet
 Interior Trim

Max. Added Weight to Engine: 75 lb. Allowed.

Front Test Weight Tolerance: +10 -0
 Rear Test Weight Tolerance: +15 -0

RISE HEIGHTS:

TEST DEFINITION WORKSHEET

KURT L. EWING

22-SEP-97 06:08

TEST ORDER: TAS065

TEST PROCEDURE: CRS-DD

Weight vehicle to test weight specified on TA cover sheet.
Level rocker WRT ground. Consult requestor as needed.

CONTACTS:	NAME	PHONE	PAGER
Requestor:	K. Ewing	24-86185	KEWI (313-660-6991)
Bld. Coord:	M. Dandel	24-85498	MDEN (313-705-8101)
Supervisor:	M. Jurosek	32-39958	MJUR (313-705-9990)
GTO:	S. Pingston	39-03809	SPIN (313-780-3922)

TEST ENGINEERS COMMENTS:

LAB COMMENTS:

FINAL COMMENTS:


REQUESTERS FINAL COMMENTS:

Program: D188
 Vehicle ID: DC0424
 Build level: AP
 Test Mode: 10mphBOR

SENSOR MAP

8/15/96

Engineer: Erich Kemnitz
 Phone #: 24-81802
 Date: 8/22/97
 Time: 2:27 PM



Sensor Locations Only

Location Name	Supplier	Output	Nominal (+/-)	Mac/Min	Serial #
1 FRT_FLOOR_PAN_B_C/L (LHS BOM Location)	ACD1	Pa. Pres.		M004	585-1 002348
	ACD2	Dr. Sep	8		
	ACD3	Pa. Bag	0		
	ACD4	Dr. S. Sa	0		
	ACD5	Pa. S. Sa	0		
	ACD6	Dr. Pres.	0		
	ACD7	Refine			
	ACD8	Staus	5		
1 FRT_FLOOR_PAN_B_C/L	_ICE	steel	TRAX	On MARCH	
2 L/S-PLA_LOWER_INNER	_IN	steel	TRAX		
3 R/S-PLA_UPPER_INNER	_IN	steel	TRAX		
4 FRT_FLOOR_PAN_B_C/L (RHS BOM Location)	ACD1	Pa. Pres.		M004	582-4 002308
	ACD2	Dr. Sep	0		
	ACD3	Pa. Bag	0		
	ACD4	Dr. S. Sa	0		
	ACD5	Pa. S. Sa	0		
	ACD6	Dr. Pres.	0		

Erich Kemnitz x81802
 AVT Restraints

10mphBOR.xls
 8/22/97

Sensor Channels only

Location Name	Supplier	Output	Nominal (+/-)	Macros	Serial #
	ACD7	Setting			
	ACD8	Stops	5		
FRT_FLOOR_PAN_R_C/L	_SCS	accel			
5 FLR_XMR_R_L/F_SEAT_C/L	_SN	accel			
6 FLR_XMR_R_R/F_SEAT_C/L	_SN	accel			
5 FLR_XMR_R_L/F_SEAT_C/L	_ACD	None	SCS Sensor		004
6 FLR_XMR_R_R/F_SEAT_C/L	_ACD	None	SCS Sensor		006
7 C/L_TR_BETWEEN_FFSEATS	_SN	accel			
8 RR_FLR_XMR_R_L/F_SEAT_C/L	_SN	accel			
9 RR_FLR_XMR_R_R/F_SEAT_C/L	_SN	accel			
10 C/RAD UP FRT	_ACD	ACD	None	FCS	092287A
10 C/RAD UP FRT	_SN	accel		Next to FCS	
13 R/RAD UP FRT	_ACD	ACD	None	FCS	092287B
13 R/RAD UP FRT	_SN	accel		Next to FCS	
16 L/F_DOOR_0_MULTLINE_MID	_SN	accel			
17 R/F_DOOR_0_MULTLINE_MID	_SN	accel			
18 L/RAD UP FRT	_SN	ACD	None	FCS	092287C
18 L/RAD UP FRT	_SN	accel		Next to FCS	

FCS BOX SERIAL NUMBER: 090397A

Notes All ACD supplier parts require 12V supply