

**EA02-025**

**TEXAS INSTRUMENTS, INC.'S**

**09/10/03**

**LETTER TO ODI**

**REQUEST # 5**

**BOX 6**

**PART A-M**

**PART J**



3 sides

TI-NHTSA 9294

Device: 0817-13




1999 8 28 10:32:32 AM MVC-FD91


**Digital Mavica Images**

12 mavica images		830 Kbytes free		
<u>MVC-001F.JPG</u>	1999	8 12	2:55:18	PM
<u>MVC-002F.JPG</u>	1999	8 12	2:55:28	PM
<u>MVC-003F.JPG</u>	1999	8 25	3:42:10	PM
<u>MVC-004F.JPG</u>	1999	8 25	3:42:28	PM
<u>MVC-005F.JPG</u>	1999	8 25	3:42:38	PM
<u>MVC-006F.JPG</u>	1999	8 28	10:26:56	AM
<u>MVC-007F.JPG</u>	1999	8 28	10:27:36	AM
<u>MVC-008F.JPG</u>	1999	8 28	10:30:08	AM
<u>MVC-009F.JPG</u>	1999	8 28	10:30:32	AM
<u>MVC-010F.JPG</u>	1999	8 28	10:32:10	AM
<u>MVC-011F.JPG</u>	1999	8 28	10:32:22	AM
<u>MVC-012F.JPG</u>	1999	8 28	10:32:32	AM


TI-NHTSA 9296



TI-NHTSA 9297



TI-NHTSA 9298




**TI-NHTSA 9299**

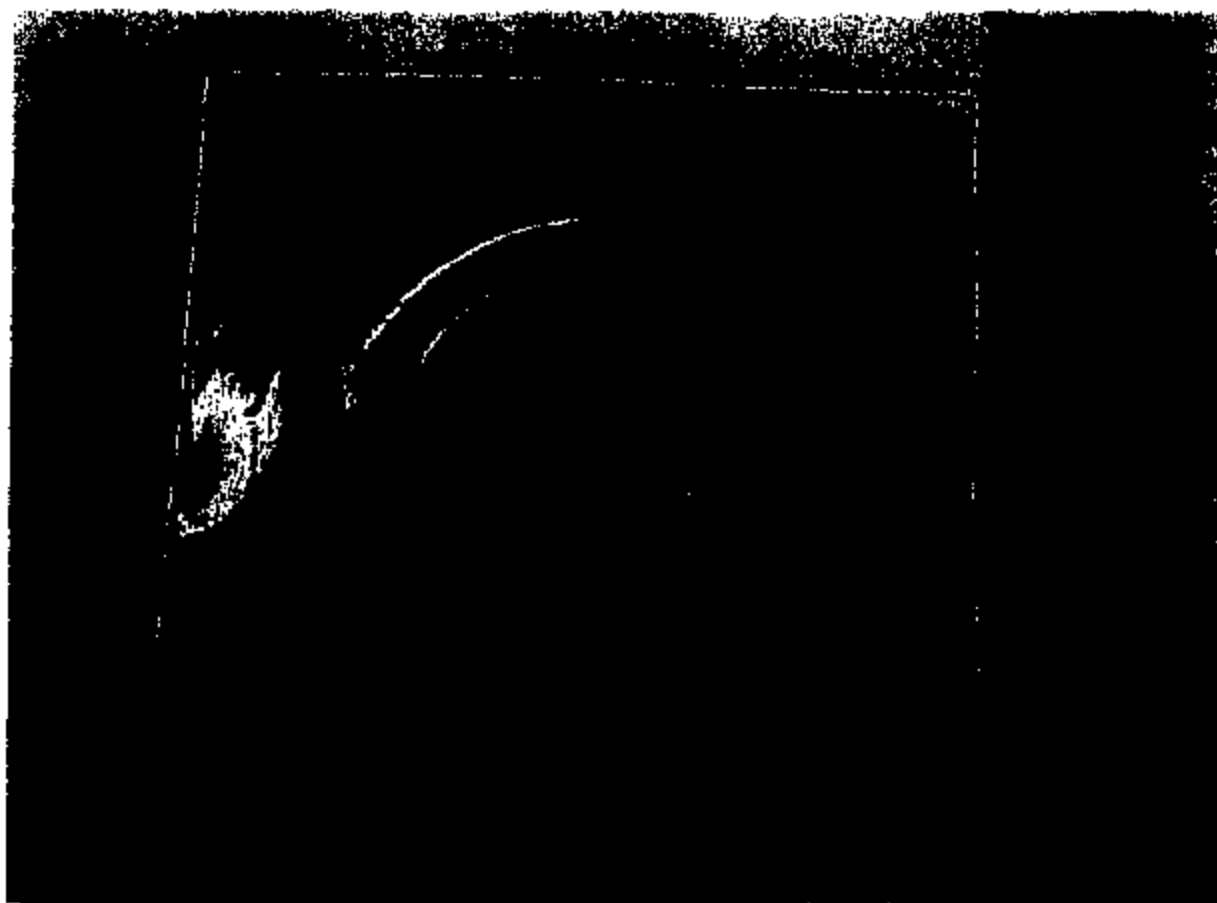


TI-NHTSA 9300





TI-NHT9A 9301



TI-NHTSA 9302



TI-NHTSA 9303



TI-NHTSA 9304




TI-NHTSA 9305



TI-NHTSA 9306



TI-NHTSA 9307



TI-NHTSA 9308



# 77PS12-1 Return Analysis Sheet

Device ID: CP1213 Date: 12-79 Ford Part #: AP  
 Operator's Name: \_\_\_\_\_ Sw Date Code: 2057 Technician: Pat

### 1 Visual Inspection

General condition of Switch: Good Bad  
 Signs of leakage into connector? No Yes  
 Mating connector seal? Good Silicone  
 compression? Yes No  
 Wire harness returned? Yes  
 Wire insulation compression? No

### 2 Current draw :

Terminal to Terminal? 0.9 Ohms  
 Terminal to Ground? 1.1 MA 14 Vdc supply Current limited to 10 amps.

### 3 Open Crimp Ring

### 4 Visual Inspection

Connector Leak? No Yes  
 Component wear? None Light Medium Heavy  
 BF leak? No Yes  
 Environment seal condition? Good Bad  
 If seal bad, Why?  
 Corrosion? Yes No  
 Pictures: CP1213

### 5 Leak Test Sensor Assn.

Fail Fail

### 6 Open Cap Crimp.

### 7 Discharge Inspection

	Nearest Fluid			Middle			Nearest Converter		
	Fluid	#1	Converter	Fluid	#2	Converter	Fluid	#3	Converter
Teflon gasket	✓	Kapton	Teflon	✓	Kapton	Teflon	✓	Kapton	Teflon
Teflon cradle	✓		✓	✓			✓		✓
Teflon delamination	✓		✓	✓			✓		✓
Kapton crack		✓			✓			✓	
Strain pattern	✓		✓	✓		✓	✓		✓
Wear marks/damage/corrosion	✓	✓	✓	✓	✓	✓	✓	✓	✓

### 8 Gasket Inspection

Present? Yes No  
 Nibbles/mating material? Yes No  
 Gasket thickness: 0.02579 inches  
0.02740 inches  
0.02819 inches


### 9 Package and Store

10 Analysis Summary: NTP Issue Discovered

TI-NHTSA 9309




TI-NHTSA 9310



TI-NHTSA 9311



TI-NHTSA 9312




TI-NHTSA 9313



1 side 2

TI-NHTSA 9314



2 sides

TI-NHTSA 9315



*2 side 2*

TI-NHTSA 9316






3 photo 1

TI-NHTSA 9317



3 avlo 2

TI-NHTSA 9318



1999 8 28 10:16:35 AM MVC-FD91


**Digital Mavica images**

18 mavica images	508 Kbytes free
<u>MVC-001F.JPG</u>	1999 8 12 2:50:40 PM
<u>MVC-002F.JPG</u>	1999 8 12 2:51:28 PM
<u>MVC-003F.JPG</u>	1999 8 12 2:51:58 PM
<u>MVC-004F.JPG</u>	1999 8 25 3:38:12 PM
<u>MVC-005F.JPG</u>	1999 8 25 3:38:22 PM
<u>MVC-006F.JPG</u>	1999 8 25 3:38:34 PM
<u>MVC-007F.JPG</u>	1999 8 28 10:02:56 AM
<u>MVC-008F.JPG</u>	1999 8 28 10:03:06 AM
<u>MVC-009F.JPG</u>	1999 8 28 10:03:28 AM
<u>MVC-010F.JPG</u>	1999 8 28 10:04:08 AM
<u>MVC-011F.JPG</u>	1999 8 28 10:08:30 AM
<u>MVC-012F.JPG</u>	1999 8 28 10:09:08 AM
<u>MVC-013F.JPG</u>	1999 8 28 10:11:28 AM
<u>MVC-014F.JPG</u>	1999 8 28 10:12:42 AM
<u>MVC-015F.JPG</u>	1999 8 28 10:14:26 AM
<u>MVC-016F.JPG</u>	1999 8 28 10:14:48 AM
<u>MVC-017F.JPG</u>	1999 8 28 10:15:22 AM
<u>MVC-018F.JPG</u>	1999 8 28 10:16:34 AM

TI-NHTSA 9320




TI-NHTSA 9321



TI-NHTSA 9322



TI-NHTSA 9323



TI-NHTSA 9324





**TI-NHTSA 9325**



TI-NHTSA 9326



TI-NHTSA 9327




TI-NHTSA 9328



**TI-NHTSA 9329**



71-NHTSA 9330



TI-NHTSA 9331



**TI-NHTSA 9332**






TI-NHTSA 9333




TI-NHTSA 9334



TI-NHTSA 9335



TI-NHTSA 9336



TI-NHTSA 9337



TI-NHTSA 9338

**77PBL2-1 Return Analysis Sheet**

Device ID: CP12-A Date: 5-12-88 Prod Pan # AB

Operator's Name: \_\_\_\_\_ Sv Data Code: 2032 Technician: Pat

**1 Visual Inspection**

General condition of Switch: Good Bad  
 Signs of leakage into connector? No Yes  
 Mating connector seal? N/A Foam Silicone  
 compression?  
 Wire Harness returned? Yes No  
 Wire insulation compression?

**2 Current draw:**

Terminal to Terminal? 4.2 Ohms  
 Terminal to Heuport? 0.21 mA 14 Vdc supply Current limited to 10 amps.

**3 Open Crimp Ring**

**4 Visual Inspection**

Connector Leak? No Yes  
 Component wear? No Light Medium Heavy  
 SF leak? No Yes  
 Environment seal condition? Good Bad  
 If seal bad, Why?  
 Corrosion? Yes rust/dirt No  
 Pictures

**5 Leak Test Sensor Azur.**

Pass Fail

**6 Open Cup Crimp.**

**7 Discharge Inspection**

	Nearest Fluid #1			Middle #2			Nearest Converter #3		
	Fluid Teflon	Kapton	Converter Teflon	Fluid Teflon	Kapton	Converter Teflon	Fluid Teflon	Kapton	Converter Teflon
Teflon stretch	<u>N</u>		<u>Y</u>	<u>Y</u>		<u>Y</u>	<u>Y</u>		<u>N</u>
Teflon cracks	<u>Y</u>		<u>Y</u>	<u>Y</u>		<u>N</u>	<u>N</u>		<u>N</u>
Teflon delamination	<u>Y</u>		<u>Y</u>	<u>Y</u>		<u>N</u>	<u>N</u>		<u>N</u>
Kapton cracks		<u>N</u>		<u>Y</u>	<u>N</u>			<u>N</u>	
Stain pattern	<u>1</u>		<u>1</u>	<u>1</u>		<u>1</u>	<u>1</u>		<u>1</u>
Wear puncture/corrosion	<u>N</u>		<u>N</u>	<u>N</u>		<u>N</u>	<u>N</u>		<u>Y</u>

**8 Gasket Inspection**

Present? Yes No  
 Nibbles/missing material? Yes No  
 Gasket thickness: 0.03065 inches  
0.03015 inches  
0.03010 inches

**9 Package and Glare**


10 Analysis Summary: NTF Issues Discovered

**TI-NHTSA 9339**




TI-NHTSA 9340






TI-NHTSA 0341



TI-NHTSA 9342



TI-NHTSA 9343



(side)

TI-NHTSA 9344



1 sur 2

TI-NHTSA 9345



*2 sets 1*

TI-NHTSA 9346



*2 side 2*

TI-NHTSA 9347



3 side 1

TI-NHTSA 9348





3 sheets

TI-NHTSA 9349