

EA02-025

TEXAS INSTRUMENTS, INC.'S

09/10/03


LETTER TO ODI

REQUEST # 5

BOX 6

PART A-M

PART G



TI-NHTSA 8931



TI-NHTSA 8932

77PSL2-1 Return Analysis Sheet

Device ID: 242-10 Date: 8-13-79 Ford Part # AB
 Operator's Name: _____ Ser Date Code: 1328A Technician: Pat

- 1 Visual Inspection
 General condition of Section
 Signs of leakage into connector?
 Mating connector seal?
 compression?
 Wire harness returned?
 Wire insulation compression?

Good Bad
No Yes
Pass Silicone
 Yes No

- 2 Current draw:
 Terminal to Terminal?
 Terminal to Harness?

0.0 Ohms
0.0 mA
 14 Vdc supply Current limited to 10 amps.

3 Open Crimp Ring

- 4 Visual Inspection
 Connector Leak?
 Component wear?
 BF leak?
 Environment seal condition?
 If seal bad, Why?
 Corrosion?
 Pictura

No Yes
 None Light Medium Heavy
No Yes
Good Bad
 Yes No

5 Leak Test Sensor Asm.

Pass Fail

6 Open Cup Crimp.

7 Diaphragm Inspection

	Harvest Fluid			Middle			Harvest Connector		
	Fluid	seal	Connector	Fluid	seal	Connector	Fluid	seal	Connector
	Teflon	Kapton	Teflon	Teflon	Kapton	Teflon	Teflon	Kapton	Teflon
Teflon seals	<u>N</u>		<u>Y</u>	<u>Y</u>		<u>Y</u>	<u>Y</u>		<u>N</u>
Teflon seals	<u>Y</u>		<u>N</u>	<u>N</u>		<u>N</u>	<u>N</u>		<u>N</u>
Teflon delamination	<u>Y</u>		<u>N</u>	<u>N</u>		<u>N</u>	<u>N</u>		<u>N</u>
Kapton crimp		<u>N</u>			<u>N</u>			<u>N</u>	
Seal return		<u>N</u>			<u>N</u>			<u>N</u>	
Wear particles/delamination	<u>N</u>	<u>Y</u>	<u>N</u>	<u>N</u>	<u>N</u>	<u>N</u>	<u>N</u>	<u>N</u>	<u>Y</u>

- 8 Gasket Inspection
 Present
 Nibbling/trimming material
 Gasket thickness

Yes No
 Yes No
0.01745 inches
0.0175 inches
0.01742 inches

9 Package and Store

10 Analysis Summary:

NTF Issue Discovered

TI-NHTSA 8933




TI-NHTSA 8934




TI-NHTSA 8935



TI-NHTSA 8936



TI-NHTSA 8937



1 side 1

TI-NHTSA 8938



1 side 2

TI-NHTSA 8939



2 side 1

TI-NHTSA 8940



2 sides

TI-NHTSA 8941




3 side 1

TI-NHTSA 8942



3 sides

TI-NHTSA 8943




1999 8 28 9:56:30 AM MVC-FD91


Digital Mavica images

15 mavica images		647 Kbytes free	
<u>MVC-001F.JPG</u>	1999 8 12	2:07:24	PM
<u>MVC-002F.JPG</u>	1999 8 12	2:08:02	PM
<u>MVC-003F.JPG</u>	1999 8 25	11:05:20	AM
<u>MVC-004F.JPG</u>	1999 8 25	3:35:32	PM
<u>MVC-005F.JPG</u>	1999 8 25	3:35:44	PM
<u>MVC-006F.JPG</u>	1999 8 25	3:35:50	PM
<u>MVC-007F.JPG</u>	1999 8 25	3:36:14	PM
<u>MVC-008F.JPG</u>	1999 8 28	9:47:15	AM
<u>MVC-009F.JPG</u>	1999 8 28	9:48:18	AM
<u>MVC-010F.JPG</u>	1999 8 28	9:50:48	AM
<u>MVC-011F.JPG</u>	1999 8 28	9:51:02	AM
<u>MVC-012F.JPG</u>	1999 8 28	9:53:10	AM
<u>MVC-013F.JPG</u>	1999 8 28	9:53:38	AM
<u>MVC-014F.JPG</u>	1999 8 28	9:55:10	AM
<u>MVC-015F.JPG</u>	1999 8 28	9:56:30	AM


TI-NHTSA 8945



TI-NHTSA 8946




TI-NHTSA 8947




TI-NHTSA 8948



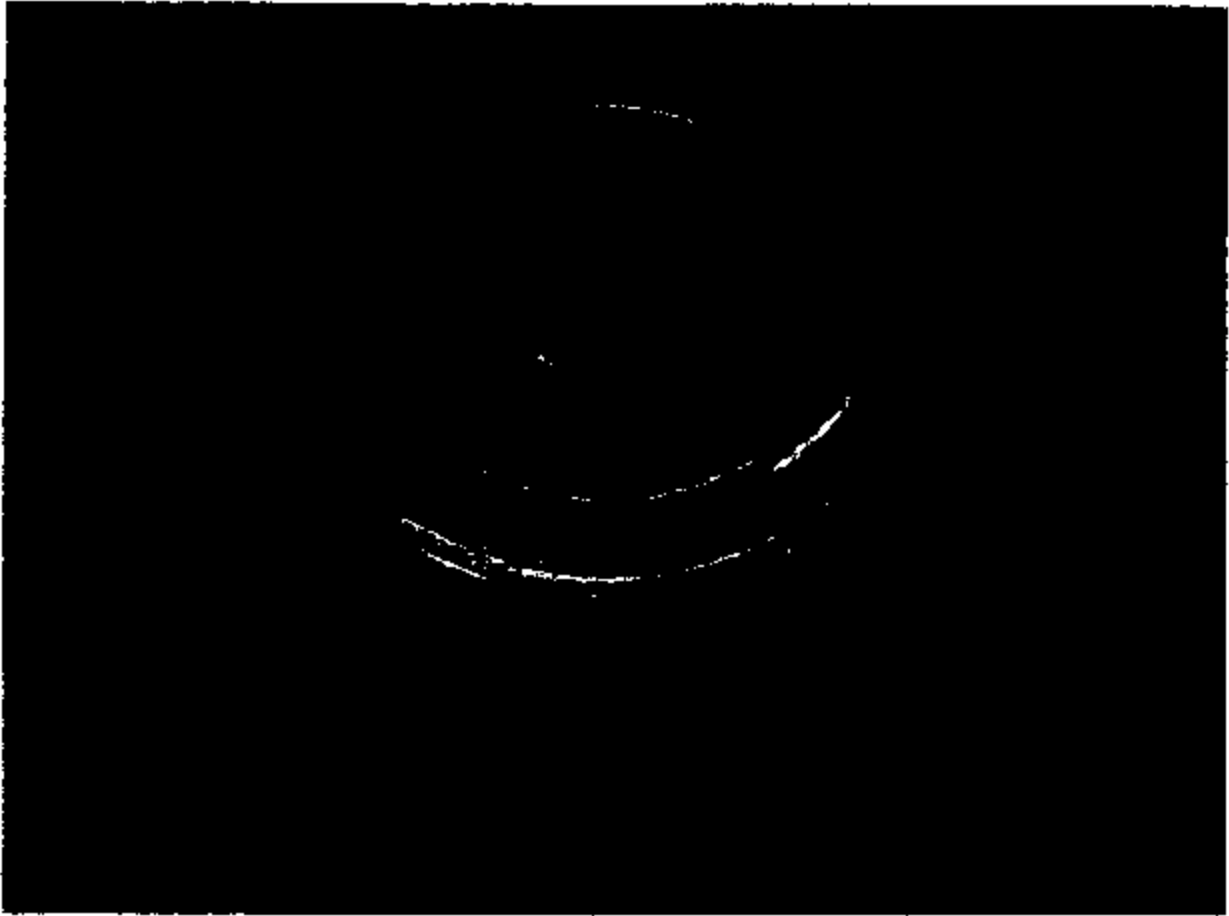
TI-NHTSA 8949




TI-NHTSA 8950



TI-NHTSA 8951



TI-NHTSA 8952




TI-NHTSA 8953



TI-NHTSA 8954




TI-NHTSA 8955



TI-NHTSA 8956




TI-NHTSA 8957



TI-NHTSA 8958



TI-NHTSA 8959



TI-NHTSA 8960

77PSL2-1 Return Analysis Sheet

Device ID: _____

Date: 3/21/84

Part Part # AB

Operator's Name: _____

Sir Data Code: _____

2133 Technician But

1 Visual Inspection

General condition of Switch?
Signs of leakage into connector?
Nailing connector seal?
compression?
Wax Hermetic resumed?
Wire insulation compression?

Good
No
No Foam Silicone
Yes No

Bad
Yes

2 Current draw:

Terminal to Terminal?
Terminal to Heatsink?

0.7 Ohms
2.0 mA

14 Vdc supply Current limited to 10 amps

3 Open Crimp Ring

4 Visual Inspection

Connector Leak?
Component wear?
BF leak?
Environment seal condition?
If seal bad, Why?
Corrosion?
Pictures

No
No
No
Good
Yes Leak
Yes

Yes
Light Medium Heavy
Yes
Bad
No

5 Leak Test Sensor Arm

Pass

Fail

6 Open Cup Crimp

7 Displacement Inspection

	Nearest Fluid			Middle			Nearest Connector		
	Fluid	el	Connector	Fluid	el	Connector	Fluid	el	Connector
	Teflon	Kapton	Teflon	Teflon	Kapton	Teflon	Teflon	Kapton	Teflon
Teflon erosion	<u>N</u>		<u>N</u>	<u>N</u>		<u>N</u>	<u>N</u>		<u>N</u>
Wire erosion	<u>N</u>		<u>N</u>	<u>N</u>		<u>N</u>	<u>N</u>		<u>N</u>
Teflon delamination	<u>N</u>		<u>N</u>	<u>N</u>		<u>N</u>	<u>N</u>		<u>N</u>
Kapton erosion		<u>N</u>			<u>N</u>			<u>N</u>	
Strain erosion									
Wire particulate collection	<u>N</u>	<u>N</u>	<u>N</u>	<u>N</u>	<u>N</u>	<u>N</u>	<u>N</u>	<u>N</u>	<u>N</u>

8 Gasket Inspection

Present
Inhibiting material
Sealer thickness

No
Yes
0.050 inches
0.015 inches
0.015 inches

No
No


9 Package and Wire

10 Analysis Summary:


NTP

None Discovered


TI-NHTSA 8861




TI-NHTSA 8962




TI-NHTSA 8963




TI-NHTSA 8964



TI-NHTSA 8985



TI-NHTSA 8986



TI-NHTSA 8967



1 side

TI-NHTSA 8958



2 sides

TI-NHTSA 8969



2 sides -

TI-NHTSA 8970



3 side 1

TI-NHTSA 8971



3/21/02

TI-NHTSA 8972

device 0812-26




1999 8 29 9:01:36 AM MVC-PD91


Digital Mavica images

11 mavica images		918 Kbytes free	
<u>MVC-001F.JPG</u>	1999 8 24	6:43:32	PM
<u>MVC-002F.JPG</u>	1999 8 25	5:21:46	PM
<u>MVC-003F.JPG</u>	1999 8 25	5:22:06	PM
<u>MVC-004F.JPG</u>	1999 8 25	5:22:18	PM
<u>MVC-005F.JPG</u>	1999 8 29	8:38:58	AM
<u>MVC-006F.JPG</u>	1999 8 29	8:39:18	AM
<u>MVC-007F.JPG</u>	1999 8 29	8:45:04	AM
<u>MVC-008F.JPG</u>	1999 8 29	8:45:32	AM
<u>MVC-009F.JPG</u>	1999 8 29	9:01:10	AM
<u>MVC-010F.JPG</u>	1999 8 29	9:01:24	AM
<u>MVC-011F.JPG</u>	1999 8 29	9:01:36	AM


TI-NHTSA 8974



TI-NHTSA 8975



TI-NHTSA 8976



TI-NHTSA 8977



TI-NHTSA 8978




TI-NHTSA 8979



TI-NHTSA 8980




TI-NHTSA 8981



TI-NHTSA 8982



TI-NHTSA 8983



TI-NHTSA 8984



TI-NHTSA 8985

77PBL2-1 Return Analysis Sheet

Device ID: 2022-10 Date: 2/5/2015 Ford Part # A9
 Operator Name: _____ Ser Data Code: 2015 Technician: RT

1 Visual Inspection

General condition of Switch: Open
 Signs of leakage into connector? None
 Making connector seal? Yes
 compression? No
 Wire harness returned? Yes
 Wire insulation compression? No

Bad
Yes

2 Current draw

Terminal to Terminal? 1.2 Ohms
 Terminal to Harness? 0.09 mA
 14 Vdc supply Current limited to 10 amps.

3 Open Crimp Ring

4 Visual Inspection

Connector Lock? No
 Component wear? Light Medium Heavy
 EP leak? No
 Environment seal condition? Good
 If seal bad, Why? Yes 507070
 Corrosion? No
 Pictorial

Yes
Medium Heavy

5 Leak Test Sump Appt.

Pass Fail

6 Open Cap Check

7 Discharge Inspection

	Nearest Fluid			Middle			Nearest Connector		
	Fluid	SI	Connector	Fluid	SI	Connector	Fluid	SI	Connector
	Tylen	Kapton	Tylen	Tylen	Kapton	Tylen	Tylen	Kapton	Tylen
Tylen silicon	Y		Y	Y		Y	Y		Y
Tylen epoxy	Y		Y	Y		Y	Y		Y
Tylen delamination	Y		Y	Y		Y	Y		Y
Kapton epoxy		Y			Y			Y	
Si/Si silicon	Y	Y	Y	Y	Y	Y	Y	Y	Y
Wet particulate contamination	Y	Y	Y	Y	Y	Y	Y	Y	Y

8 Gasket Inspection

Present? Yes
 Nibbling/ripping material? No
 Gasket thickness: 0.02915 inches
0.02862 inches
0.02839 inches

9 Package and Store

10 Analysis Summary: NTF Issue Discussed

TI-NHTSA 8986




TI-NHTSA 8987



TI-NHTSA 8988



TI-NHTSA 8989



TI-NHTSA 8990



10/20/

TI-NHTSA 8991



1 side 2

TI-NHTSA 8992



2 sides

TI-NHTSA 8993



2 4/20/83

TI-NHTSA 8994




3 photo

TI-NHTSA 8995



3A1002

TI-NHTSA 8998



1999 8 29 8:31:20 AM MVC-FD91


Digital Mavica Images

12 mavica images		874 Kbytes free	
<u>MVC-001F.JPG</u>	1999 8 24	6:40:14 PM	
<u>MVC-002F.JPG</u>	1999 8 24	6:40:38 PM	
<u>MVC-003F.JPG</u>	1999 8 25	5:17:12 PM	
<u>MVC-004F.JPG</u>	1999 8 25	5:17:36 PM	
<u>MVC-005F.JPG</u>	1999 8 25	5:17:42 PM	
<u>MVC-006F.JPG</u>	1999 8 29	8:18:20 AM	
<u>MVC-007F.JPG</u>	1999 8 29	8:19:14 AM	
<u>MVC-008F.JPG</u>	1999 8 29	8:21:58 AM	
<u>MVC-009F.JPG</u>	1999 8 29	8:22:16 AM	
<u>MVC-010F.JPG</u>	1999 8 29	8:30:40 AM	
<u>MVC-011F.JPG</u>	1999 8 29	8:30:58 AM	
<u>MVC-012F.JPG</u>	1999 8 29	8:31:20 AM	


TI-NHTSA 8898



TI-NHTSA 8999



TI-NHTSA 9000




TI-NHTSA 9001




TI-NHTSA 9002



TI-NHTSA 9003



TI-NHTSA 9004



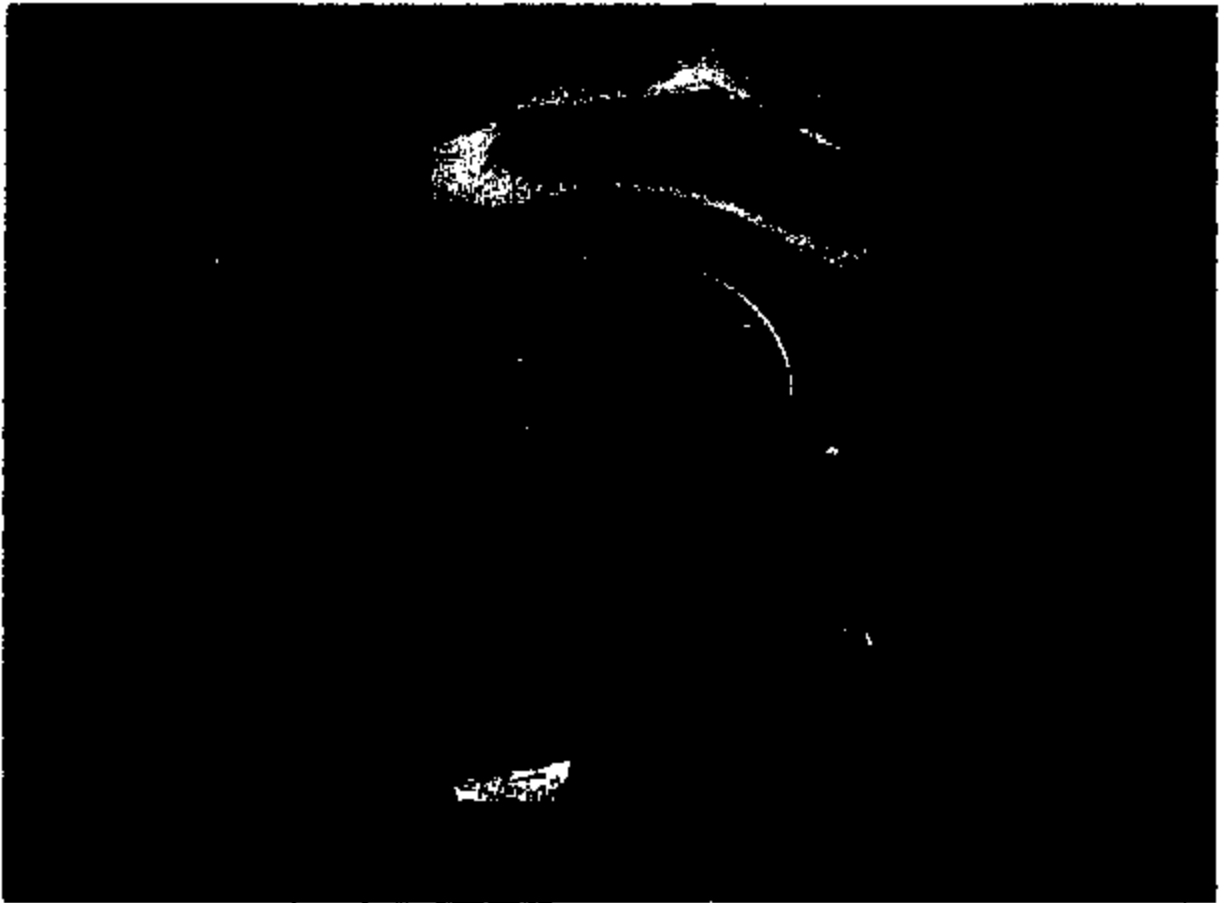
TI-NHTSA 9005



TI-NHTSA 9006



TI-NHTSA 9007



TI-NHTSA 9008



TI-NHTSA 9009



TI-NHTSA 9010

77PS1 2-1 Return Analysis Sheet

Device ID: _____ Date: _____ Ford Part # AB
 Operator's Name: _____ Sw Date Code: A 207 Technician: cat

1 Visual Inspection

General condition of Switch Good Bad
 Signs of leakage into connector? No Yes
 Mating connector seal? Figure Blind
 compression? Yes No
 Wire harness returned?
 Wire insulation compression?

2 Current draw :

Terminal to Terminal? Ohms
 Terminal to Heappert? 1 mA 14 Vac supply Current limited to 15 amps.

3 Open Crimp Ring

4 Visual Inspection

Connector Leak? No Yes
 Connector wear? None Light Medium Heavy
 EP leak? No Yes
 Environment seal condition? Good Bad
 If seal bad, why?
 Condition? Yes - Teflon No
 Pictures

5 Leak Test Sensor Asst.

Pass Fail

6 Open Cap Crimp.

7 Diaphragm Inspection

	Nearest Fluid			Middle			Nearest Converter		
	Fluid	#1	Converter	Fluid	#2	Converter	Fluid	#3	Converter
Teflon stretch	<u>Y</u>		<u>Y</u>	<u>Y</u>		<u>Y</u>	<u>Y</u>		<u>Y</u>
Teflon cracks	<u>Y</u>		<u>N</u>	<u>N</u>		<u>N</u>	<u>Y</u>		<u>N</u>
Teflon delamination	<u>Y</u>		<u>N</u>	<u>N</u>		<u>N</u>	<u>Y</u>		<u>N</u>
Kaeson cracks		<u>N</u>			<u>N</u>			<u>N</u>	
Strain pattern	<u>2</u>	<u>2</u>	<u>2</u>	<u>2</u>	<u>2</u>	<u>2</u>	<u>2</u>	<u>2</u>	<u>2</u>
Weg particulate/coloration	<u>N</u>	<u>Y</u>	<u>N</u>	<u>N</u>	<u>N</u>	<u>N</u>	<u>N</u>	<u>N</u>	<u>Y</u>

8 Gasket Inspection

Present? Yes No
 Nibbles/miseng present? Yes No
 Gasket thickness
0.0225 inches
0.0270 inches
0.0275 inches

9 Package and Size


10 Analysis Summary:

NTF


Issue Discovered

Insulator has 2 notches, 1st
1 like the others

TI-NHTSA 9011




TI-NHTSA 9012



TI-NHTSA 9013



TI-NHTSA 9014



TI-NHTSA 0015




1 side 1

TI-NHTSA 9016



1 side 2

TI-NHTSA 9017



2 side 1

TI-NHTSA 9018




Side 2

TI-NHTSA 9019



3 sides

TI-NHTSA 9020




Exile

TI-NHTSA 9021



TI-NHTSA 9022




1999 8 29 8:09:25 AM MVC-FD91


Digital Mavica images

13 mavica images		859 Kbytes free	
<u>MVC-001F.JPG</u>	1999 8 24 6:37:04 PM		
<u>MVC-002F.JPG</u>	1999 8 24 6:37:12 PM		
<u>MVC-003F.JPG</u>	1999 8 25 5:12:44 PM		
<u>MVC-004F.JPG</u>	1999 8 25 5:12:54 PM		
<u>MVC-005F.JPG</u>	1999 8 25 5:13:00 PM		
<u>MVC-006F.JPG</u>	1999 8 29 8:01:42 AM		
<u>MVC-007F.JPG</u>	1999 8 29 8:02:08 AM		
<u>MVC-008F.JPG</u>	1999 8 29 8:06:50 AM		
<u>MVC-009F.JPG</u>	1999 8 29 8:07:04 AM		
<u>MVC-010F.JPG</u>	1999 8 29 8:08:40 AM		
<u>MVC-011F.JPG</u>	1999 8 29 8:08:58 AM		
<u>MVC-012F.JPG</u>	1999 8 29 8:09:24 AM		

TI-NHTSA 9024



TI-NHTSA 9025



TI-NHTSA 9026



TI-NHTSA 9027



TI-NHTSA 9028