

EA02-025

TEXAS INSTRUMENTS, INC.'S

09/10/03

LETTER TO ODI

REQUEST # 5

BOX 6

PART A-M


PART E

1999 8 27 9:23:19 PM MVC-PD91

Digital Mavica images

13 mavica images		772 Kbytes free	
<u>MVC-001F.JPG</u>	1999	8 12	11:46:10 AM
<u>MVC-002F.JPG</u>	1999	8 12	11:46:20 AM
<u>MVC-003F.JPG</u>	1999	8 25	1:55:30 PM
<u>MVC-004F.JPG</u>	1999	8 25	1:56:30 PM
<u>MVC-005F.JPG</u>	1999	8 25	1:56:48 PM
<u>MVC-006F.JPG</u>	1999	8 25	1:58:36 PM
<u>MVC-007F.JPG</u>	1999	8 27	9:17:42 PM
<u>MVC-008F.JPG</u>	1999	8 27	9:17:58 PM
<u>MVC-009F.JPG</u>	1999	8 27	9:20:06 PM
<u>MVC-010F.JPG</u>	1999	8 27	9:20:28 PM
<u>MVC-011F.JPG</u>	1999	8 27	9:22:04 PM
<u>MVC-012F.JPG</u>	1999	8 27	9:22:26 PM
<u>MVC-013F.JPG</u>	1999	8 27	9:23:18 PM


TI-NHTSA 8720




TJ-NHTSA 8721



TI-NHTSA 8722




TI-NHTSA 8723




TI-NHTSA 8724




TI-NHTSA 8725



TI-NHTSA 8726




TI-NHTSA 8727



TI-NHTSA 8728




TI-NHTSA 8729



TI-NHTSA 8730



TI-NHTSA 8731



TI-NHTSA 8732



TI-NHTSA 8733

77PBL2-1 Return Analysis Sheet

Device ID: 0812-3 Date: _____

9-12-99 Ford Part # AB

Operator's Name: _____ SW Date Code: _____

2054 Technician RT

1 Visual Inspection

General condition of Switch: Good
 Signs of leakage into connector? No
 Missing connector seal? Foam Silicone
 Compression? Yes
 Wire Harness returned? Yes
 Wire insulation compression? No

Bad
Yes

2 Current draw:

Terminal to Terminal? 0.2 Ohms
 Terminal to Harness? 3.02 mA

14 Vdc Supply Current limited to 10 amps.

3 Open Crimp Ring

4 Visual Inspection

Connector Leak? No Yes
 Component wear? Nope Light Medium Heavy
 BF leak? No Yes
 Environment seal condition? Good Bad
 If seal bad, Why? Yes No
 Corrosion? Yes
 Pictures

5 Leak Test Sensor Ass.

Pass Fail

6 Open Gap Orlop

7 Diaphragm Inspection

	Nearest Fluid #1			Middle #2			Nearest Outwater #3		
	Fluid Teflon	Kepton	Converter Teflon	Fluid Teflon	Kepton	Converter Teflon	Fluid Teflon	Kepton	Converter Teflon
Teflon sludge	N		Y	Y		Y	Y		N
Teflon cracks	Y		N	N		N	N		N
Teflon delamination	Y		N	N		N	N		N
Kepton cracks		Y			N			N	
Seal return	Y	Y	Y	Y	Y	Y	Y	Y	Y
Wear particles/dissolution	N	Y	N	N	N	N	N	N	Y

8 Gasket Inspection


Present? Yes No
 Nibbles/missing material? Yes No
 Gasket thickness: 0.0277 inches
0.0237 inches
0.0177 inches

9 Package and Store


10 Analysis Summary:

NTF Issue Discovered

TI-NHTSA 8734




TI-NHTSA 8735




TI-NHTSA 8736



TI-NHTSA 8737



TI-NHTSA 8738



TI-NHTSA 8739



1 side 1

TI-NHTSA 8740



1 side 2

TI-NHTSA 8741



2 sides 1

TI-NHTSA 8742



2 side 2

TI-NHTSA 8743




3 side 1

TI-NHTSA 8744



3 side 2

TI-NHTSA 8745




1999 8 27 9:41:28 PM MVC-FD91

Digital Mavica Images

13 mavica images		754 Kbytes free	
<u>MVC-001F.JPG</u>	1999	8 12	11:49:12 AM
<u>MVC-002F.JPG</u>	1999	8 12	11:49:24 AM
<u>MVC-003F.JPG</u>	1999	8 25	2:25:56 PM
<u>MVC-004F.JPG</u>	1999	8 25	2:26:08 PM
<u>MVC-005F.JPG</u>	1999	8 25	2:26:20 PM
<u>MVC-006F.JPG</u>	1999	8 27	9:35:58 PM
<u>MVC-007F.JPG</u>	1999	8 27	9:36:40 PM
<u>MVC-008F.JPG</u>	1999	8 27	9:38:36 PM
<u>MVC-009F.JPG</u>	1999	8 27	9:38:48 PM
<u>MVC-010F.JPG</u>	1999	8 27	9:40:42 PM
<u>MVC-011F.JPG</u>	1999	8 27	9:41:00 PM
<u>MVC-012F.JPG</u>	1999	8 27	9:41:18 PM
<u>MVC-013F.JPG</u>	1999	8 27	9:41:28 PM

TI-NHTSA 8747



TI-NHTSA 8748




TI-NHTSA 8748



TI-NHTSA 8750



TI-NHTSA 8751




TI-NHTSA 8752



TI-NHTSA 8753



TI-NHTSA 8754




TI-NHTSA 8755



TI-NHTSA 8758



TI-NHTSA 8757



TI-NHTSA 8758



TI-NHTSA 8759



TI-NHTSA 8760

77PS12-1 Return Analysis Sheet

Device ID: _____

08134 Date: _____

9-12-77 Part # AB

Operator's Name: _____

Sw Code: _____

226 Technician Pot

1 Visual Inspection

General condition of Switch:

Good

Bad

Signs of leakage into connector?

No

Yes

Mating connector seal?

Form

Slipcase

compression?

Yes

No

Were Harness returned?

Yes

Wire insulation compression?

2 Current draw :

Terminal to Terminal?

2.3 Ohms

14 Vdc supply Current limited to 10 amps.

Terminal to Heaptort?

0.20 mA

3 Open Crimp Ring

4 Visual Inspection

Connector Leak?

No

Yes

Component wear?

None

Light Medium Heavy

BP leak?

No

Yes

Embossment: seal condition?

Good

Bad

If seal bad, Why?

Yes not tested

No

Condition?

Picture

5 Leak Test Sensor Assn.

Pass

Fail

6 Open Cup Crimp.

7 Diaphragm Inspection

	Nearest Fluid			Middle			Nearest Converter		
	Fluid	#1	Converter	Fluid	#2	Converter	Fluid	#3	Converter
	Teflon	Kapton	Teflon	Teflon	Kapton	Teflon	Teflon	Kapton	Teflon
Teflon stretch	Y		Y	Y		Y	Y		Y
Teflon cracks	Y		N	N		N	N		N
Teflon delamination	Y		N	N		N	N		N
Kapton cracks		N			N			N	
Strain pattern		Y	Y		Y	Y		Y	Y
Wear patterns/abscission	N	N	N	N	N	N	N	N	Y

8 Gasket Inspection

Present

Yes

No

Notice missing material

Yes

Gasket thickness

0.2735 inches

0.2775 inches

0.280 inches

9 Package and Store

10 Analysis Summary:


NTP

Issue Discovered


TI-NHTSA 8761



TI-NHTSA 8762



TI-NHTSA 8763



TI-NHTSA 8764



TI-NHTSA 8765



(side)

TI-NHTSA 8786



1 side 2

TI-NHTSA 8767



2 side 1

TI-NHTSA 8768



2 side 2

TI-NHTSA 8769




3 side

TI-NHTSA 8770



3 side 2

TI-NHTSA 8771




[1999 8 28 8:15:29 AM MVC-FD91]


Digital Mavica images

19 mavica images		361 Kbytes free	
<u>MVC-001F.JPG</u>	1999 8 12	1:40:22	PM
<u>MVC-002F.JPG</u>	1999 8 12	1:40:42	PM
<u>MVC-001F.JPG</u>	1999 8 25	2:29:50	PM
<u>MVC-004F.JPG</u>	1999 8 25	2:30:06	PM
<u>MVC-005F.JPG</u>	1999 8 25	2:30:22	PM
<u>MVC-006F.JPG</u>	1999 8 28	7:59:00	AM
<u>MVC-007F.JPG</u>	1999 8 28	7:59:20	AM
<u>MVC-008F.JPG</u>	1999 8 28	8:08:46	AM
<u>MVC-009F.JPG</u>	1999 8 28	8:08:52	AM
<u>MVC-010F.JPG</u>	1999 8 28	8:09:10	AM
<u>MVC-011F.JPG</u>	1999 8 28	8:11:08	AM
<u>MVC-012F.JPG</u>	1999 8 28	8:11:26	AM
<u>MVC-013F.JPG</u>	1999 8 28	8:12:20	AM
<u>MVC-014F.JPG</u>	1999 8 28	8:12:40	AM
<u>MVC-015F.JPG</u>	1999 8 28	8:12:46	AM
<u>MVC-016F.JPG</u>	1999 8 28	8:13:00	AM
<u>MVC-017F.JPG</u>	1999 8 28	8:14:28	AM
<u>MVC-018F.JPG</u>	1999 8 28	8:14:46	AM
<u>MVC-019F.JPG</u>	1999 8 28	8:15:28	AM


TI-NHTSA 8773




TI-NHTSA 8774



TI-NHTSA 8775




TI-NHTSA 8776




TI-NHTSA 8777




TI-NHTSA 8778



TI-NHTSA 8779



TI-NHTSA 0780




TI-NHTSA 8781




TI-NHTSA 8782




TI-NHTSA 8783



TI-NHTSA 8784




TI-NHTSA 8785



TI-NHTSA 8786




TI-NHTSA 8767




TI-NHTSA 8788




TI-NHTSA 8789



TI-NHTSA 8790





77PSL2-1 Return Analysis Sheet

Device ID: 2513-E Date: 8-13-79 Ford Part # AB
 Operator's Name: _____ Ser Data Code: RC Technician Pat

1 Visual Inspection
 General condition of Switch: Good Bad
 Signs of leakage into connector? No Yes
 Mating connector seal? N/A Foam Silicone
 compression? _____
 Wire Harness returned? Yes NO
 Wire insulation compression? _____

2 Current draw:
 Terminal to Terminal? 2.2 Ohms
 Terminal to Harness? 2.2 mA
 14 Vdc supply Current limited to 10 amps.

3 Open Crimp Ring

4 Visual Inspection
 Connector Leak? No Yes
 Component wear? None Light Medium Heavy
 BF leak? No Yes
 Environment seal condition? Good Bad
 If seal bad, Why?
 Corrosion? Yes water No
 Pictures _____

5 Leak Test Sensor App. Pass Fail

6 Open Cup Crimp.

7 Discharge Inspection

	Nearest Fluid #1			Middle #2			Nearest Converter #3		
	Fluid Teflon	seal Kapton	Converter Teflon	Fluid Teflon	seal Kapton	Converter Teflon	Fluid Teflon	seal Kapton	Converter Teflon
Teflon stretch	<u>N</u>		<u>N</u>	<u>N</u>		<u>N</u>	<u>N</u>		<u>N</u>
Teflon cracks	<u>Y</u>		<u>Y</u>	<u>Y</u>		<u>Y</u>	<u>Y</u>		<u>Y</u>
Teflon delamination	<u>Y</u>		<u>Y</u>	<u>Y</u>		<u>Y</u>	<u>Y</u>		<u>Y</u>
Kapton cracks		<u>Y</u>			<u>N</u>			<u>N</u>	
Slipfit system	<u>L</u>	<u>L</u>	<u>L</u>	<u>L</u>	<u>L</u>	<u>L</u>	<u>L</u>	<u>L</u>	<u>L</u>
Wear particulate/corrosion	<u>N</u>	<u>N</u>	<u>N</u>	<u>N</u>	<u>N</u>	<u>N</u>	<u>N</u>	<u>N</u>	<u>Y</u>

8 Gasket Inspection
 Present Yes No
 Hissing material Yes No
 Gasket thickness
0.01575 inches
0.01975 inches
0.02375 inches


9 Package and Store

10 Analysis Summary: NTF (none Discovered)


TI-NHTSA 8793



TI-NHTSA 8794



TI-NHTSA 8795



TI-NHTSA 8796



TI-NHTSA 8797



1 sheet

TI-NHTSA 8798



1 side

TI-NHTSA 8799



2 sides

TI-NHTSA 8800



2 side 2

TI-NHTSA 8801




3 side 1

TI-NHTSA 8802



3 01102

TI-NHTSA 8803




1999 8 28 8:49:22 AM MVC-FD91

Digital Mavica images

16 mavica images		593 Kbytes free	
<u>MVC-001F.JPG</u>	1999 8 12	1:45:00	PM
<u>MVC-002F.JPG</u>	1999 8 12	1:45:12	PM
<u>MVC-003F.JPG</u>	1999 8 25	2:33:44	PM
<u>MVC-004F.JPG</u>	1999 8 25	2:33:56	PM
<u>MVC-005F.JPG</u>	1999 8 25	2:34:06	PM
<u>MVC-006F.JPG</u>	1999 8 25	2:35:34	PM
<u>MVC-007F.JPG</u>	1999 8 28	8:21:16	AM
<u>MVC-008F.JPG</u>	1999 8 28	8:21:30	AM
<u>MVC-009F.JPG</u>	1999 8 28	8:44:46	AM
<u>MVC-010F.JPG</u>	1999 8 28	8:45:28	AM
<u>MVC-011F.JPG</u>	1999 8 28	8:47:36	AM
<u>MVC-012F.JPG</u>	1999 8 28	8:47:56	AM
<u>MVC-013F.JPG</u>	1999 8 28	8:48:02	AM
<u>MVC-014F.JPG</u>	1999 8 28	8:48:56	AM
<u>MVC-015F.JPG</u>	1999 8 28	8:49:12	AM
<u>MVC-016F.JPG</u>	1999 8 28	8:49:22	AM

TI-NHTSA 8805



TI-NHTSA 8806



TI-NHTSA 8807



TI-NHTSA 8808



TI-NHTSA 8809



TI-NHTSA 8810



TI-NHTSA 8811




TI-NHTSA 8812




TI-NHTSA 8813



TI-NHTSA 8814



TI-NHTSA 8815



TI-NHTSA 8816



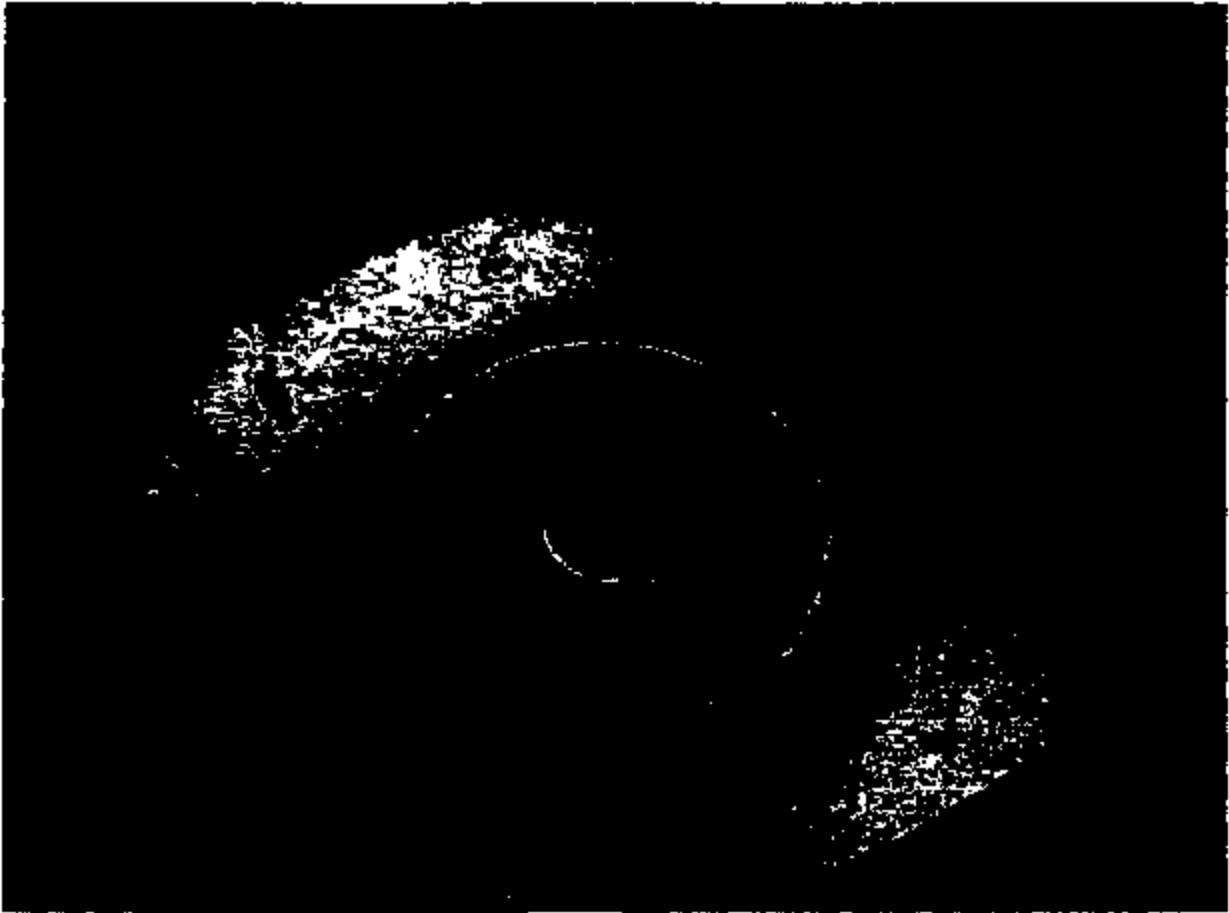
TI-NHTSA 8817



TI-NHTSA 8818



TI-NHTSA 8819





TI-NHTSA 8621

77PSL2-1 Return Analysis Sheet

Device ID: 02-3-0 Date: 2-12-79 Part # AB

Operator's Name: _____ Ser Date Code: 1347 Technician: Pat

1 Visual Inspection

General condition of Beach: Good Bad
 Signs of leakage into connector? No Yes
 Missing connector seal? None Silicone
 Compression? Yes No
 Valve Hoses returned? Yes No
 Valve insulation compression? Yes No

2 Current draw:

Terminal to Terminal? 0.2 Ohms
 Terminal to Housing? 3.00 mA
 14 Vdc supply Current limited to 10 amps.

3 Open Crimp Rings

4 Visual Inspection

Connector Leak? No Yes
 Components wet? No Light Medium Heavy
 BP leak? No Yes
 Environment seal condition? Good Bad
 If seal bad, Why?
 Corrosion? Yes No
 Pictures

5 Leak Test Sensor Arm.

Pass Fail

6 Open Cup Crimp.

7 Diaphragm Inspection

	Nearest Fluid #1			Middle #2			Nearest Converter		
	Fluid Teflon	Kapton	Connector Teflon	Fluid Teflon	Kapton	Connector Teflon	Fluid Teflon	Kapton	Connector Teflon
Teflon strain	✓		✓	✓		✓	✓		✓
Teflon cracks	✓		✓	✓		✓	✓		✓
Teflon delamination	~		✓	~		✓	~		~
Kapton cracks		✓			✓			✓	
Strain pattern	✓	✓	✓	✓	✓	✓	✓	✓	✓
Neat connections/condition	✓	✓	✓	✓	✓	✓	✓	✓	✓

8 Gasket Inspection

Present? Yes No
 Missing material? Yes No
 Gasket thickness: 0.020 inches
0.020 inches
0.020 inches

9 Package and Stars

10 Analysis Summary: NTP Issue Discovered

TI-NHTSA 8622